

VIRGINIA TECH



Kerri
Gardin

Carrie
Mason



2005-2006
WOMEN'S BASKETBALL

This Is Virginia Tech Women's Basketball!

2005-2006 SCHEDULE

Nov. 6	Athletes in Action (Exhibition)	3 p.m.
20	James Madison	2 p.m.
22	Old Dominion	7 p.m.
25-26	SOUTHERN METHODIST TOURNAMENT, at Dallas, Texas	
25	vs. Denver	6 p.m.
26	vs. Southern Methodist/UL Monroe	6/8 p.m.
29	Evansville	7 p.m.
Dec. 4	at Richmond	2 p.m.
7	at Radford	7 p.m.
10	Liberty	7 p.m.
19-20	CARIBBEAN CLASSIC, at Cancun Mexico	
19	vs. Western Michigan	TBA
20	vs. Texas Tech	TBA
28-29	LADY LUCK CLASSIC, at Blacksburg, Va.	
28	Longwood	7 p.m.
29	Marshall/Texas A&M-Corpus Christi	5/7 p.m.
Jan. 2	at NC State* (RSN)	7 p.m.
4	High Point	7 p.m.
8	Boston College*	2 p.m.
16	Virginia* (RSN)	7 p.m.
19	at Wake Forest*	7 p.m.
23	Maryland* (RSN)	7 p.m.
29	at Miami*	2 p.m.
Feb. 2	at Virginia*	7 p.m.
6	Duke* (RSN)	7 p.m.
9	Clemson*	7 p.m.
13	at Florida State* (RSN)	7 p.m.
17	North Carolina* (RSN)	6:30 p.m.
19	at Georgia Tech*	2 p.m.
22	at Duke*	7 p.m.
26	Wake Forest*	2 p.m.
Mar. 2-5	ACC TOURNAMENT, at Greensboro, N.C.	TBA

Home games in **BOLD**

* indicates ACC games

All times eastern

Dates and times subject to change

RSN - FSN South, Comcast Sports Net, Sunshine Network



Coach Beth Dunkenberger led the Hokies to their eighth-straight postseason appearance last season during her first year at Tech



The 2005-2006 Hokies

Virginia Tech has advanced to three consecutive NCAA tournaments and four in the last five years, which has generated tremendous excitement in Cassell Coliseum. The Hokies have been ranked among the nation's leaders in attendance the past five years.

WHAT IS A HOKIE?

That's the most often-asked question in Virginia Tech athletics. The answer leads all the way back to 1896 when Virginia Agricultural and Mechanical College changed its name to Virginia Polytechnic Institute. With the change came the necessity for writing a new cheer and a contest for such a purpose was held by the student body. Senior O.M. Stull won first prize for his "Hokie" yell, which still is used today. Later, when asked if "Hokie" had any special meaning, Stull explained the word was solely the product of his imagination and was used only as an attention-getter for his yell. It soon became a nickname for all Tech teams and for those people loyal to Tech athletics. The official school colors — Chicago maroon and burnt orange — also were introduced in 1896. They were chosen because they made a "unique combination" not worn elsewhere at the time.

Media Information

The 2005-2006 Virginia Tech women's basketball guide has been designed to aid the media in its coverage of Hokie basketball. Additional information, news releases and photographs are available to accredited members of the media. All requests should be directed to the Sports Information Office. Please contact us by writing to the Virginia Tech Sports Information Office, 460 Jamerson Athletic Center, Blacksburg, VA 24061. If you would like to call, please phone (540) 231-6726. The Sports Information fax number is (540) 231-6984.

Press Credentials

Requests for press credentials are screened with care to ensure a working press row. Children and other non-workers are not allowed in compliance with the working code of The Basketball Writers Association of America. Credentials will be granted to Virginia Tech's official Web site, the visiting team's official Web site and the Atlantic Coast Conference's official Web site.

Requests for media credentials should be made in writing on appropriate letterhead at least one week prior to the game. Requests should be directed to Torye Hurst. You are urged to submit your request as early as possible. A reminder — no cheering is allowed in the working press area or on press row.

Broadcast Service

Radio space for broadcast of women's basketball games is located on press row at courtside across from the team benches. Lines are available on a reciprocal basis. Please contact the Virginia Tech Sports Information Office as your local contact for broadcast location at Cassell Coliseum.



Coach Beth Dunkenberger

Media Services

A game flip card, game notes, updated statistics and media guides will be available before the game. Complete NCAA statistics will be available as soon as possible after the game, and will be distributed at halftime.

Interviews

All Virginia Tech players and coaches will be available throughout the season for interviews. All interviews with Coach Beth Dunkenberger and players must be arranged through the Sports Information Office.

Postgame Policy

Coach Beth Dunkenberger and players will be available to the media after each home game. After a 10-minute cooling-off period, Coach Dunkenberger and requested players will speak to the media in Room 309 in Cassell Coliseum.

Listening to the Hokies

For the ninth straight year, the Hokies will have a commercial radio package. All Virginia Tech women's basketball games can be heard throughout the Blacksburg-Christiansburg-Radford market on HOT 100 (100.7 FM). Jerry Massey will handle the play-by-play duties in his first season with the team. Web casts of all women's basketball games can be heard by accessing Tech's official Web site — www.hokiesports.com.

ACC on the Web

The Atlantic Coast Conference official Web site can be accessed on the Internet by visiting www.theacc.com.

Information is updated with new material daily. Links to each of the ACC schools' official athletic Web sites are also located on this site.

TheACC.com will have an updated basketball release each afternoon following the day of a game. The ACC Player and Rookie of the Week will be posted on Monday afternoons.

Coaches' Teleconference

The ACC women's basketball coaches will be featured on four teleconferences this season starting at 10 a.m. The teleconferences are scheduled for October 25, December 13 and January 17 with split teleconferences featuring six coaches each on February 27-28. Each coach will have approximately eight minutes to make an opening statement and answer questions. There will be an instant replay of each teleconference on the conference Web site, www.theACC.com. The media telephone number is (913) 312-1292.

Mike Petersen, Wake Forest	10:00
Beth Dunkenberger, Virginia Tech	10:08
Debbie Ryan, Virginia	10:16
Kay Yow, NC State	10:24
Sylvia Hatchell, North Carolina	10:32
Katie Meier, Miami	10:40
Brenda Frese, Maryland	10:48
MaChelle Joseph, Georgia Tech	10:56
Sue Semrau, Florida State	11:04
Gail Goestenkors, Duke	11:12
Cristy McKinney, Clemson	11:20
Cathy Inglese, Boston College.....	11:50

**Coaches in bold will be on the Feb. 27 teleconference with the remaining coaches to take part in the Feb. 28 teleconference.*

Tech Web Site

Notes, releases, statistics and other pertinent information is available on Tech's official athletics department Web site — www.hokiesports.com.

Dawn Chriss speaks with the media at an NCAA Tournament press conference last season.



QUICK FACTS

Name of School: Virginia Tech
City/Zip: Blacksburg, VA 24061
Founded: 1872
Enrollment: 28,000
Nickname: Hokies
Mascot: The HokieBird
School Colors: Chicago maroon (PMS 208) and burnt orange (PMS 158)
Arena/Gym Name: Cassell Coliseum
Capacity: 10,052
Affiliation: NCAA Division I
Conference: Atlantic Coast
President: Dr. Charles Steger
Alma Mater, Year: Virginia Tech, 1969
Athletics Director: Jim Weaver
Alma Mater, Year: Penn State, 1967
Athletics Department Phone: (540) 231-6796
Athletics Ticket Office: (540) 231-6731

HISTORY

First Year of Basketball: 1976-77
All-Time Record: 485-360
Appearances in NCAA Tournament/Last: 8/2005
All-Time NCAA Record: 7-8
Last NCAA Tournament Opponent: DePaul
Result: 79-78 loss in First Round
Appearances in WNIT Tournament/Last: 2/2002
All-Time WNIT Record: 4-2
Last WNIT Tournament Opponent: Houston
Result: 77-72 (ot) loss in semifinals

COACHING STAFF

Head Coach: Beth Dunkenberger
Alma Mater, Year: Randolph-Macon, 1988
Record at School (years): 17-12 (2nd year)
Career Record (years): 82-62 (6th year)
Basketball Office Phone: (540) 231-4998
Best Time/Day to Reach Coach: Through SID
Assistant Coaches:
Shellie Greenman (Emory & Henry, 1988)
Bobbie Kelsey (Stanford, 1996)
Stacy Cantley (UNC Wilmington, 1999)
Director of Basketball Operations:
Jill Jameson (Northern Iowa, 1992)
Athletic Trainer: Megan Rittler (Salisbury, 2002)

SPORTS INFORMATION

Women's Basketball SID: Torye Hurst
Office Phone: (540) 231-8823
SID Fax: (540) 231-6984
Cell Phone: (540) 998-5907
E-mail Address: tohurst@vt.edu
Sports Information Director: Dave Smith
Associate SID: Anne Panella
Asst. SIDs: David Knachel, Bill Dyer, Bryan Johnston
SID Interns: Brent C. Hager, Brooke Frederickson, Michael Cummings
Press Row Phone: (540) 231-3048
SID Mailing Address:
460 Jamerson Athletic Center
Blacksburg, VA 24061

MEDIA INFORMATION

Radio Station: 100.7 FM
Contact/Play-by-Play Announcer: Jerry Massey
Phone: (540) 287-7158
Athletic Web site: www.hokiesports.com

2005-2006 MEDIA GUIDE

Media Information	2
Quick Facts	3

Virginia Tech Women's Basketball

Virginia Tech and the ACC	6-7
Postseason Regulars	8-9
World-Wide Hokies	10-11
Home Court Advantage	12-13
Cassell Coliseum	14-15
The Tech Locker Room	16-17
Noting the Hokies	18-19

2005-06 Outlook

2005-06 Outlook	22-28
2005-06 Schedule	23
Guards	26
Forwards	27
Centers	28
2005-06 Roster/TV Chart	29

This Is Virginia Tech

The University	32-33
Tech at a Glance	34
University President Dr. Charles W. Steger	35
Campus Landmarks	36-37
Athletics Department Directory	38
Director of Athletics Jim Weaver	39
Management Staff	40-41
The Hokies' Athletic Complex	42-43
A Success Story	44-45
Blacksburg, Virginia	46-47

Support Services

Academic Support Services	50-53
Computer Services	53
Student Life Office	54-55
Strength & Conditioning	56-57
Sport Psychology	58
Sports Nutrition	59
Sports Medicine	60-61
hokiesports.com	62
hokiesports the newspaper	63
Athletic Fund/Hardwood Club	64
Spreading the News	65

The Coaching Staff

Coach Beth Dunkenberger	68-69
A Talk with Beth	70-71
Dunkenberger's Records vs. All Opponents	71
Assistant Coach Shellie Greenman	72
Assistant Coach Bobbie Kelsey	73
Assistant Coach Stacy Cantley	74
Dir. of Basketball Operations Jill Jameson	75
Women's Basketball Support Personnel	76
Rayna DuBose	76
Fran Recchia	77

Media Guide Credits

The 2005-06 Virginia Tech Women's Basketball Media Guide was written by assistant SID Torye Hurst and edited by Hurst, assistant SID David Knachel, interns Brent C. Hager, Mike Cummings, and Brooke Frederickson and student assistant Sharon Brown. Layout and design by Knachel. Photographs supplied by Knachel, Woody Veasey, John Holinka, Ruth Babylon, Kim Gardner and opponents' SID offices. Printing by Southern Printing Co., of Blacksburg, Va.

Virginia Tech does not discriminate against employees, students, or applicants on the basis of race, gender, disability, age, veteran status, national origin, sexual orientation, or political affiliation. Anyone having questions concerning discrimination should contact the Office for Equal Opportunity, 336 Burruss Hall, Blacksburg, VA, 24061-0216 or (540) 231-7500.

Meet the Hokies

Dawn Chriss	80-81
Megan Finnerty	82-83
Kerri Gardin	84-85
Roshana Jackson	86-87
Carrie Mason	88-89
Britney Anderson	90-91
Kirby Copeland	92-93
Nare Diawara	94-95
Brittany Cook	96
Amber Hall	97
Laura Haskins	98
A.J. Lemaitre	99

2004-05 Season in Review

2004-05 Review	102-105
2004-05 Results	105
2004-05 Statistics	106
Regular Season Recaps	107-115
ACC Tournament Recap	116
NCAA Tournament Recap	117

2005-06 Opponents

James Madison/Old Dominion	120
Denver/UL Monroe	121
Southern Methodist/Evansville	122
Richmond/Radford	123
Liberty/Texas Tech	124
Western Michigan/Longwood	125
Marshall/Texas A&M-Corpus Christi	126
NC State/High Point	127
Boston College/Virginia	128
Wake Forest/Maryland	129
Miami/Duke	130
Clemson/Florida State	131
North Carolina/Georgia Tech	132
The Hokies' Travel Plans	133
All-Time Series Records	134
Year-by-Year vs. '04-05 Opponents	135

The Atlantic Coast Conference

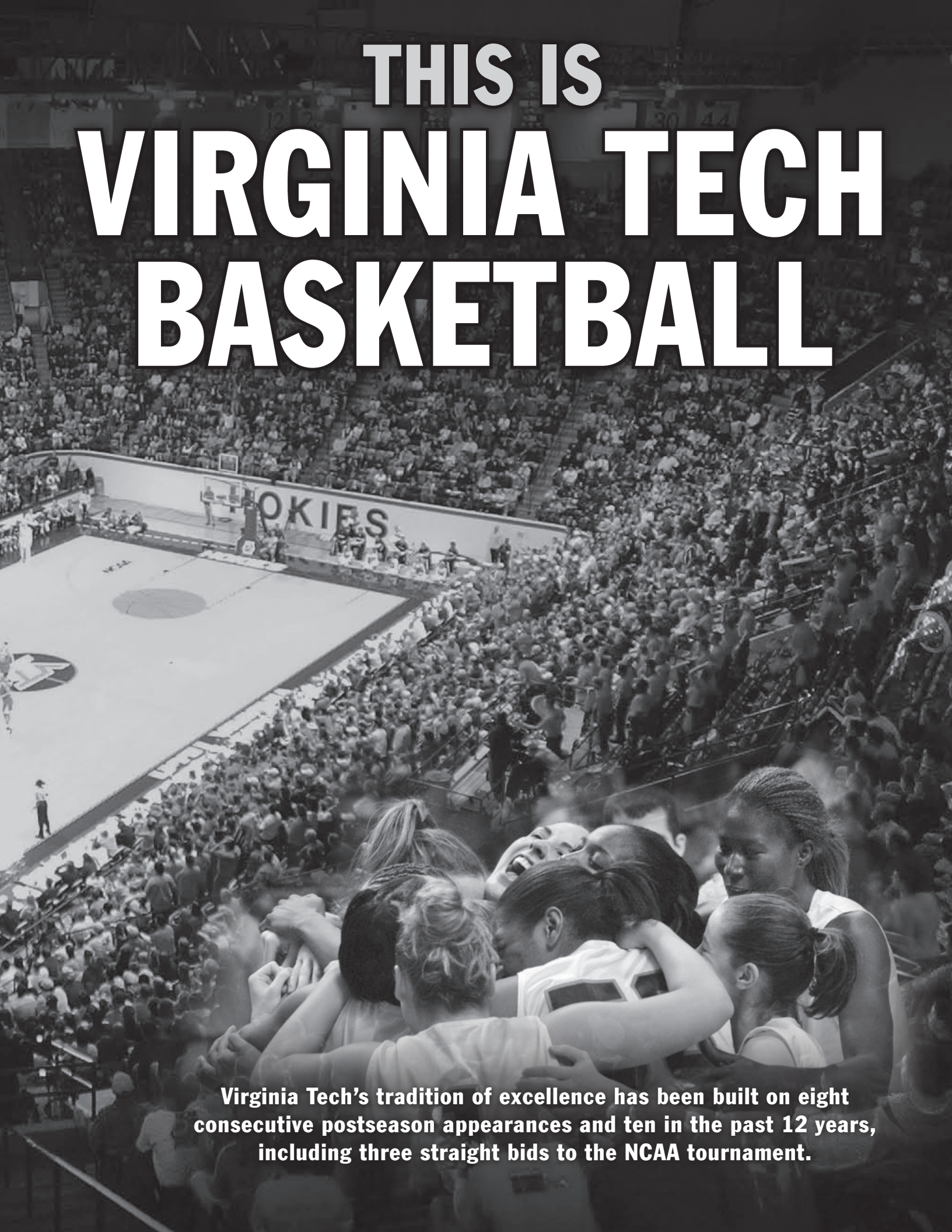
Virginia Tech Joins the ACC	138
The ACC/ACC Tournament	139-140
Commissioner John Swofford	141

History & Records

Hokie Hoops History	144-145
Postseason Appearances	146-147
Wins Over Ranked Opponents	148-149
Milestone Wins	150
Conference Affiliation History	151
Individual Records	152-153
Team Records	154-155
Miscellaneous Records	155
Single-Game Highs	156
Records by Class	157
Year-by-Year Leaders	158-159
Top Ten Performances	160-161
The 1,000-Point Club	162-164
Cassell Coliseum Records	165
Year-by-Year Results	166-169
Lady Luck Classic Results	170
Lady Luck Classic Records	171
All-Time Letterwinners/Hall of Fame	172
Women's Basketball Alumni	173
Honor Roll	174-175



THIS IS VIRGINIA TECH BASKETBALL



Virginia Tech's tradition of excellence has been built on eight consecutive postseason appearances and ten in the past 12 years, including three straight bids to the NCAA tournament.

Virginia Tech and the ACC – Women’s Basketball at its Best!

The Virginia Tech women’s basketball program has been built over the past decade on a sound foundation of success. The Hokies enter the 2005-06 campaign seeking a ninth consecutive postseason appearance and fourth straight bid to the NCAA tournament. This year’s edition features the return of four starters with an experienced roster, including five seniors and three juniors.

Beth Dunkenberger guided the Hokies to a 17-12 record in her first season at the helm, as well as the program’s first in the Atlantic Coast Conference. Dunkenberger was a Tech assistant during the Hokies’ first two NCAA appearances in 1994 and 1995 before becoming an assistant at Florida, and later achieving her first head coaching job at Western Carolina. She has been a successful recruiter as well, signing Tech’s first *Parade* All-American, Tere Williams, and coaching five players at Florida who later played in the WNBA.

The ACC became the fourth conference affiliation for Tech after previous stints in the Metro, Atlantic-10 and BIG EAST conferences. The Hokies finished seventh with a 6-8 league record last year. Despite a disappointing first ACC season, Tech was very competitive in its new conference, suffering three overtime losses with four of the eight defeats by three points or less. The Hokies defeated perennial national power Texas Tech to win the Duel in the Desert tournament in Las Vegas, Nev., and posted wins over NCAA participants Liberty, St. Francis (Pa.), and Richmond, as well as defeating Maryland twice.

Four members of the senior class, Dawn Chriss, Megan Finnerty, Kerri Gardin, and Carrie Mason, will face another tough schedule this season in their attempt to become the first senior class to advance to the NCAA Tournament all four years. The 2005-06 schedule will provide the Hokies with numerous opportunities to face some of the best programs in the nation, including ten teams that advanced to the NCAA tournament and two others that participated in the WNIT.

The ACC welcomes Boston College, a program the Hokies battled for four years in the BIG EAST, as it’s 12th member this season. This will enhance the strength of a conference which sent seven teams to the NCAA Tournament last year. The Hokies will face Duke, Virginia and Wake Forest in home and away series while facing Boston College, Clemson, Maryland, and North Carolina at home. Tech will face ACC road games this

season at Florida State, Georgia Tech, Miami and NC State.

Virginia Tech is among the top 25 programs in the nation in both victories and home attendance over the past seven seasons. With a veteran

roster, an energetic coaching staff, a solid fan base and a tradition of success, the Hokies eagerly await their second season under Beth Dunkenberger as members of the Atlantic Coast Conference.



Beth Dunkenberger guided Tech through its first year in the Atlantic Coast Conference and to another appearance in the NCAA Tournament.



Senior point guard Carrie Mason will direct the Hokies for the fourth consecutive year as they seek a ninth consecutive postseason appearance. The Atlantic Coast Conference is the most televised women's basketball league in the nation, and the Hokies will appear on television at least six times this season.



Postseason Regulars



The Hokies made their third consecutive NCAA appearance last season when they played in the College Park, Md., regional against DePaul.

VIRGINIA TECH IN POSTSEASON PLAY

NCAA TOURNAMENT

Year	Seed	Region	Qualified	Round	Opponent	Results	Location
1994	8	East	Metro Tournament Champs	1st	Auburn	L 51-60	Blacksburg, Va.
1995	8	East	At-large bid	1st	St. Joseph's	W 62-52	Storrs, Conn.
				2nd	Connecticut	L 45-91	Storrs, Conn.
1998	11	West	Atlantic 10 Tournament Champs	1st	Wisconsin	W 75-64	Gainesville, Fla.
				2nd	Florida	L 57-89	Gainesville, Fla.
1999	4	East	At-large bid	1st	Saint Peter's	W 73-48	Blacksburg, Va.
				2nd	Auburn	W 76-61	Blacksburg, Va.
				Regional	Tennessee	L 68-52	Greensboro, N.C.
2001	7	Midwest	At-large bid	1st	Denver	W 77-57	Lubbock, Texas
				2nd	Texas Tech	L 52-73	Lubbock, Texas
2003	7	East	At-large bid	1st	Georgia Tech	W 61-59	West Lafayette, Ind.
				2nd	Purdue	L 62-80	West Lafayette, Ind.
2004	8	East	At-large bid	1st	Iowa	W 89-76	Blacksburg, Va.
				2nd	Penn State	L 48-61	Blacksburg, Va.
2005	12	College Park, Md.	At-large bid	1st	DePaul	L 78-79	College Park, Md.

WNIT

2000	-	-		1st	Georgia State	W 80-58	Blacksburg, Va.
				Sweet 16	Maryland	L 60-68 (OT)	Blacksburg, Va.
2002	-	-		1st	UNC Greensboro	W 51-45	Blacksburg, Va.
				2nd	George Washington	W 68-52	Blacksburg, Va.
				Quarterfinal	Vermont	W 76-48	Blacksburg, Va.
				Semifinal	Houston	L 72-77 (OT)	Blacksburg, Va.



Postseason appearances and large crowds have become a mainstay of the Virginia Tech women's basketball program. The Hokies have played in postseason tournaments 10 times in the past 12 years, including the last eight consecutive seasons. Tech's greatest success came in 1999, when the Hokies went 28-3, including 15-0 at home. Tech hosted and won first and second round games against St. Peter's and Auburn to advance to the Sweet Sixteen, played in Greensboro, N.C., where they lost to defending national champion Tennessee (above). The Hokies won their first round 2003 NCAA Tournament game over Georgia Tech at Purdue University (right) on this Carrie Mason runner in the final seconds. In 2004, Virginia Tech and Cassell Coliseum again served as the host for first and second round NCAA Tournament games (below).



World-Wide Hokies

The Virginia Tech women's basketball program spans the globe



EUROPE • 2000

In the summer of 2000, the Hokies enjoyed an 11-day journey in Europe. Highlights of the three-nation tour included visits to Paris (left) and Lake Geneva in the Alps of Switzerland (above). Tech won all four games it played against competition from France and Switzerland.

U.S. VIRGIN ISLANDS • 2003



LAS VEGAS • 2004

In 2004, Virginia Tech traveled across the country to fabulous Las Vegas, where they enjoyed their stay at the New York, New York Resort while winning the Duel in the Desert tournament.

The Virginia Tech women's basketball team played in the Paradise Jam in the U.S. Virgin Islands over the Thanksgiving holiday in 2003. On the six-day trip, the Hokies won the event, beating Iowa State and Mississippi State, as well as taking advantage of the beautiful Caribbean scenery and climate. The team members took a boat tour, snorkeled, rode jet-skis and spent plenty of time on the beach.



AUSTRALIA • 2004



During the summer of 2004, the Hokies went "down under" for a 12-day excursion to Australia. Sydney Harbour and the Great Barrier Reef were among the many highlights of this once-in-a-lifetime trip.

CANCUN, MEXICO • 2005


The Hokies will visit beautiful Cancun this season where they will participate in the Caribbean Classic against Texas Tech and Western Michigan. Tech will be staying at the world-class Blue Moon resort during their five-day visit to the island.



GREECE & ITALY • 2008

The Virginia Tech basketball team will play several games in addition to seeing some of the world's most famous places during their 12-day tour of Greece and Italy in the summer of 2008.

Home-Court Advantage



The Hokies have won more than 82 percent of their home games over the past eight years.



“Cassell Coliseum and the Virginia Tech fans combine to make an electric atmosphere. From the moment our team rushes through the fog to take the court until the final buzzer sounds, there’s no energy quite like what you’ll find in The Cassell. Our fans make the difference at Virginia Tech ... it’s what NCAA basketball is all about!”

— Coach Beth Dunkenberger



**TECH'S RECORDS
IN CASSELL**

Season	Record
76-77.....	4-3
77-78.....	4-6
78-79.....	7-8
79-80.....	8-6
80-81.....	7-2
81-82.....	7-5
82-83.....	7-1
83-84.....	9-4
84-85.....	9-4
85-86.....	10-4
86-87.....	9-3
87-88.....	4-7
88-89.....	10-2
89-90.....	7-5
90-91.....	8-6
91-92.....	5-5
92-93.....	13-1
93-94.....	13-1
94-95.....	11-2
95-96.....	9-5
96-97.....	7-8
97-98.....	10-3
98-99.....	15-0
99-00.....	10-6
00-01.....	11-3
01-02.....	15-2
02-03.....	13-1
03-04.....	13-3
04-05.....	10-3
Total	265-109
	<i>(.709 overall)</i>



Cassell Coliseum

An outstanding college basketball arena

Cassell Coliseum has always proven to be a tough arena for opponents, especially over the past eight seasons in which the Hokies are 97-21 (.822) at home.

The 1998-99 home season gave Hokie fans plenty of drama and excitement, as Tech roared to a 15-0 mark in the friendly confines of the Cassell. Going back two games into the 1997-98 season and extending through the 1999-00 opener, Tech won 18 straight at home.

Over the past four seasons, the Hokies have posted a 51-9 record in Cassell with all nine losses coming against teams which advanced to the postseason. Tech has been especially tough at home versus non-conference foes defeating 19 of the last 20 and 33 of the last 35. The last two non-conference losses ironically both occurred on March 23, a 77-72 overtime defeat in 2002 against Houston in the WNIT semifinals and a 61-48 loss to Penn State in the 2004 NCAA Second Round.

Equally as impressive as the Hokies' play at home has been the tremendous number


of people who have come to watch them play. Averaging 5,221 fans per game in 1998-99 and having a sell-out at the 10,052-seat arena, Tech shattered its women's basketball attendance marks. In the last seven years, Tech has played before 359,693 fans at home, an average of 3,426 per game. Last season, the Hokies averaged 4,196 for 13 home contests, which ranked 24th in the nation.

Cassell Coliseum was the site of a sub-regional in the 1999 NCAA Tournament. In that marquee event, the Hokies played in front of packed houses and picked up wins over St. Peter's and Auburn to advance to the NCAA Sweet 16. Tech also played

host to the 2004 NCAA women's basketball first and second rounds, with the Hokies defeating Iowa 89-76 in the first round, before falling 61-48 to Penn State in the second round in front of 7,128 fans, the eighth largest crowd for a women's game in Blacksburg.

In the past 13 years, Virginia Tech has posted a 150-38 (.798) mark in home games. Overall, the Hokies have compiled a 265-109 record in Cassell Coliseum for a winning percentage of 70.9 in the 29 years they have played in the campus arena.

On Sept. 17, 1977, Virginia Tech officials and friends dedicated the Coliseum in honor of the





late Stuart K. Cassell. Cassell became a member of the University administration in 1945 after 17 years as a student and teacher at Tech. He successfully convinced the Board of Visitors of the need for a modern basketball facility.

Construction for the main portion of the Coliseum began in 1961. It was completed in December 1964, at a cost of \$2.7 million. Built by T.C. Brittain and Company of Decatur, Ga., it houses the basketball arena, locker rooms, two auxiliary gymnasiums, offices and other athletic facilities.

The Jamerson Athletic Center, connected to the rear of Cassell Coliseum, was completed

in 1982 and dedicated in the fall of 1983. It is named in honor of J.E. Jamerson and his son, William E. Jamerson, owners of the firm that built the building.

The complex contains administrative and coaching offices, athletic department accounting and business offices, team and coaches' meeting rooms, a weight room and the Gordon D. Bowman Memorial Club Room on the top floor for Hokie Club members.

Prior to the 1988-89 season, a spring-loaded playing floor was installed in the Coliseum. During 1996-97, the facility was upgraded with a new roof and paint application.

During the 2000-01 season, new video boards were added at both ends of the Coliseum, which are used for live action and video replays during all games.

A seating renovation project was undertaken following the 2001-02 season. All of the seats were dismantled and shipped to a plant in Michigan, where the old paint was stripped off and refinished with a clear wood finish.


Through new projects, renovations and maintenance reserve projects, Cassell Coliseum has undergone approximately \$2.5 million in improvements over the past four years.

Prior to the 2003-04 season, the ambulatory was renovated and now features more accessible concession areas, new flooring, video monitors which allow fans to watch the action when not in the arena and the addition of Hokie Stone to many of the entrances to the seating area.

TOP TEN WOMEN'S CASSELL CROWDS

10,052	Tech 73, St. Peter's 48*	March 13, 1999
9,812	Tech 76, Auburn 61*	March 15, 1999
9,724	Tech 62, Xavier 60	Feb. 5, 1999
8,373	Tech 65, St. Joseph's 56	Jan. 22, 1999
8,079	Tech 66, George Washington 64	Feb. 21, 1999
7,402	Connecticut 90, Tech 38	Feb. 7, 2001
7,211	Connecticut 68, Tech 50	Jan. 27, 2004
7,128	Penn State 61, Tech 48*	March 28, 2004
7,043	Tech 62, LaSalle 35	Feb. 7, 1999
6,364	Tech 85, Pittsburgh 55	Feb. 28, 2004

* NCAA Tournament



The Hokies' Locker Room



Hokies' locker facility among the nation's best

When the final whistle blows after a game or practice, the women's basketball team retires to one of the finest locker room facilities in the nation. The entire locker room underwent a major renovation in the summer of 2000 with other improvements added in 2004.

The facility features an entrance directly on to the Cassell Coliseum floor, a team meeting room, a training area and a new video system. The entrance to the area has a wooden floor painted to match the game floor, with a giant image of a Cassell Coliseum crowd as a backdrop.

Another nice touch in the state-of-the-art facility are the vanities located between each of the lockers.

The cost of the 2000 renovation project was approximately \$225,000 and would not have been possible without a generous gift from the Roanoke Valley Hokie Club. In 2004, several new additions were part of a \$45,000 upgrade including a Wall of Fame featuring outstanding players from the past, an Academic Honors Wall, a collage of photos of great moments in Tech women's basketball history, crown molding, Hokie Stone accent, computer desks, a plasma screen television and a new sound system. Funding for the project was provided through the women's basketball foundation.



Noting the Hokies

Tech Success

Virginia Tech has averaged 22 wins over the last eight seasons. The Hokies have advanced to the postseason each year during the streak, including six NCAA and two WNIT appearances.

Tech has won 161 of its last 226 games (71.2 percent) dating back to Feb. 14, 1998. During that span, the Hokies have only lost to Boston College (two times), Clemson, Connecticut (seven times), Dayton, DePaul, Duke (two times), Florida State (three times), Florida, Florida International, Georgetown, George Washington (two times), Georgia, Houston, LSU, Maryland, Massachusetts, Miami (four times), Minnesota, North Carolina, NC State, Notre Dame (five times), Old Dominion (two times), Oregon, Penn State, Providence, Purdue, Rutgers (four times), Syracuse, Tennessee, Texas Tech, Villanova (three times), Virginia (four times), Wake Forest, West Virginia and Xavier (four times). Of the 65 losses, 29 were against nationally-ranked opponents.

Hokies' History

With last season's 17-12 record, Virginia Tech posted the program's 17th winning season in 29 years of varsity competition. The 2003-04 season marked the Hokies' seventh straight and tenth 20+ win season in the 12 years which was snapped with last year's 17-12 mark. Tech has had ten losing seasons and two breakeven campaigns. The Hokies' best season was the 28-3 mark in 1999, while Tech's most losses in a season were the 21 defeats in 1996-97.

Tech in the NCAA Tourney

With last year's appearance, the Hokies have now earned eight NCAA Tournament bids and have a record of 7-8. Tech's most successful experience in the NAAs occurred in 1999, when the Hokies reached the "Sweet 16." While Tech is 6-2 in first round games and has won six of the last seven, the second round has not been as kind, seeing the Hokies post a 1-5 mark. Tech is 1-1 in second round games in Cassell Coliseum, defeating Auburn 76-61 in the 1999 tournament and losing 61-48 in 2004 versus Penn State. The Hokies are 4-1 in first round games played on a neutral floor and 2-1 in first round games in Blacksburg. Ten of Tech's 12 losses last season were to teams selected to the 2005 NCAA Tournament and the Hokies were 6-10 against the 2005 tournament field.

Postseason Experience

Last season's appearance in the NCAA Tournament marked the eighth consecutive season the program has participated in postseason play, and the 10th time in the last 12 years. The appearance last year was also the first time Tech has received three straight NCAA bids in the program's 29-year history. The Hokies had previously received back-to-back bids following the 1993-94 and 1994-95 seasons, the 1996-97 and 1997-98 seasons, and the most recent 2002-03 and 2003-04 campaigns.



Carrie Mason

Mason Points the Way


Point guard Carrie Mason had a career-high nine assists on Feb. 24 at No. 23/22 Maryland after opening the season with a then career-high eight handouts against Valparaiso, and six more versus Minnesota. For her efforts in the latter two contests, she was named to the Subway Basketball Classic all-tournament team. Mason averaged 13.0 points in the Duel in the Desert tournament as was selected to the all-tournament team. She also was selected to Lady Luck Classic all-tournament team. For the year, Mason averaged 10.4 points and 3.4 assists, and led the team in three-point field goals (45) and minutes played (32.9). She was second the ACC in overall 3-pt. field goal percentage (.417), 30th in scoring, third in free throw percentage (.831), and tenth in 3-pt. field goals made per game (1.55). She tied a career-high with four treys at North Carolina. In 2003-04, Mason was named the Paradise Jam Most Valuable Player after leading the Hokies to the championship. She was second on the team in scoring (11.5), first in three-point field goals (51), third in career three-point field goals (93), first in steals (58) and first in minutes played (35.8). Mason was named to the 2002-03 BIG EAST Conference All-Rookie team and was selected on one occasion as the BIG EAST Conference Rookie of the Week (12-9-02). She was an honorable mention selection to the womenscollegehoops.com All-American Freshman team. In 2002-03, Mason set the school record for assists by a freshman with 106, which also led the team. She came through in the clutch for the Hokies on several occasions during her freshman year, hitting game-winning shots against Notre Dame (53-50) in the regular season and against Georgia Tech (61-59) in the 2003 NCAA First Round as well as nailing a three-pointer to force a game at Miami into overtime.

Honorable Gardin

Junior Kerri Gardin was an Honorable Mention selection to the 2005 ACC All-Conference team. Gardin averaged a double-double in league games with 12.2 points and 10.1 rebounds. She was second in conference games in rebounds averaging 10.1 per game and her 21 rebounds against Virginia was the fifth most ever in an ACC league contest. Gardin concluded the conference schedule ranked seventh in field goal percentage (.490), fifth in blocks (1.43), second in offensive rebounds (4.43) and third in defensive rebounds (5.64). In 14 conference games, she scored in double figures nine times, had eight double-digit rebounding efforts and five double-doubles.

Calling up the Reserves

The Virginia Tech bench, after struggling early in the season, became a deciding factor as the year progressed. In the first five games, in which the Hokies were 3-2, the bench produced only 13.8 points per outing. However, in the last 24 games, the bench averaged 22.8 points and outscored the opposition by an average of 9.5 points per contest. In the victory over Southern Miss, the Virginia Tech bench outscored the entire Southern Miss team 62-40 and dominated the Lady Eagles' bench 62-6.



Kerri Gardin

Dawn of a New Era

Dawn Chriss, who averaged 11.0 points last year, erupted for a career-high 33 points in the triple-overtime loss at Florida State. The 33 points were the second most points by a Tech player, falling one point shy of Renee Dennis' 34 versus Memphis State (2-7-87). Her 14 field goals also tied Dennis for most in a game. Dennis accomplished the feat twice, in the aforementioned Memphis State game and against Florida State (1-3-87). In her final five games last year, Chriss averaged 20.2 points, 6.0 rebounds, 2.0 steals, 2.0 assists and shot 57.8 percent (41-71) from the field. Chriss came into her own during her sophomore season after averaging only 3.2 points and 1.8 rebounds during her freshman campaign. She was second on the team in field goal percentage (.482), third in scoring (10.2), second in blocks (28), first in free throw percentage (.837) and third in rebounding (4.7).



Dawn Chriss

Gardin Party Seeing Double

Kerri Gardin, third in the ACC in rebounding (8.0) and an Honorable mention ALL-ACC selection last year, recorded the eleventh double-double of her career at No. 23/22 Maryland with 19 points and 12 rebounds in Tech's last ACC regular season road game. Earlier in the season, she tied the school record with 21 rebounds against Virginia. Gardin averaged a double-double (12.2 points, 10.1 rebounds) in ACC contests. She was second on the team in scoring (11.1) and first in rebounding (8.0). In a three-game stretch earlier in the season, Gardin had 15 boards against NC State, 11 at Clemson and 16 versus Florida State. Her most recent streak included 13 points, 10 boards at Miami and 14 points, 10 boards at North Carolina prior to the Virginia contest. She scored in double figures 17 times last season and had five or more boards in 25 games. Gardin had 14 points and a then career-high 16 boards against Georgetown in the first round of the 2004 BIG EAST Championship. She recorded the first three double-doubles of her collegiate career last season in consecutive contests at West Virginia (13 pts., 10 reb.), Miami (13 pts., 14 reb.) and at Seton Hall (11 pts., 12 reb.). In her last 10 games of the 2003-04 season, Gardin averaged 10.3 points and 8.2 rebounds.



Britney Anderson

Coping with Success

Kirby Copeland returned to the lineup last year at North Carolina (2-11-05) after missing three games due to mononucleosis. Copeland stepped up her play in the season's final 22 games with double-figure scoring performances in eight games and eight or more points in 10 other contests. Over the span, Copeland averaged 9.7 points, 4.1 rebounds, 1.7 steals and 2.2 assists. Against St. Francis, Copeland played arguably her best all-around game as a Hokie setting career highs in scoring (15) and rebounds (8) to go along with four steals and two assists. She was third on the team in steals (38) and assists (55).



Kirby Copeland

Anderson Is the Answer

Britney Anderson provided the Hokies with a boost off the bench as the season progressed. In the last 20 games, Anderson averaged 7.9 points and 2.9 rebounds in 22.1 minutes per game. During the stretch, she shot 50.7 percent (69-136) and scored in double figures eight times. Anderson ended the year shooting 50.9 percent (84-165) from the field.

Tough Schedule

The 2004-05 schedule was loaded with successful women's basketball programs as the Hokies faced stiff competition against 13 teams (Duke, DePaul, Florida State, Liberty, Maryland, Minnesota, North Carolina, NC State, Old Dominion, Richmond, St. Francis, Texas Tech, and Virginia) that made the NCAA Tournament field and one team (Wake Forest) that was selected to the WNIT. Additionally, the schedule included seven teams (No. 6 North Carolina, No. 8 Duke, No. 11 Minnesota, No. 12 Texas Tech, No. 20 DePaul, No. 21 Liberty and No. 24 Maryland) that ended the season ranked in the ESPN/USA Today Top 25. Tech's 24 opponents last season were a combined 462-270 (.631) and the Hokies strength of schedule was ranked No. 9 nationally by collegierpi.com and No. 9 in the WBCA/Summerville rankings. Of the Hokies' 24 opponents, 18 had non-losing records, 13 won 20 or more games and 17 had 17 or more victories.

Toe'in the Line

In its inaugural season in the ACC, Tech led opponents in free throws attempted (675-525) resulting in the Hokies outscoring the opposition 469-371 from the line.

Virginia Tech made a living out of getting to the free throw line during its final season in the Big East Conference in 2003-04. The Hokies led the opposition in charity tosses (654-468) and outscored opponents 473-315 at the line for an average of 5.1 points per game. Tech was especially accurate in the waning moments of games shooting 72.7 percent (64-88) in the last five minutes and 82.8 (53-64) in the final two minutes. Redshirt junior Fran Recchia led the team shooting 95.0 percent (19-20) followed by junior Dawn Chriss with 83.7 percent (87-104).

Missed It by That Much

The Hokies had a season full of narrow losses and played a school record-tying four overtime contests. Of Tech's 12 losses, six were by five points or less and three came in overtime. The Hokies and Florida State Seminoles played a total of five overtimes periods in their two meetings, with FSU winning both tight contests. Tech defeated No. 12 Texas Tech, 71-70 in overtime, to win the Duel in the Desert Tournament in Las Vegas, Nev. in December before dropping the first of three overtime decisions with a 76-75 loss at home versus NC State. The Hokies dropped a couple of three-point games against arch-rival Virginia and were defeated 61-56 in the opening round of the ACC Tournament by Wake Forest. Tech lost by one, 79-78, to DePaul in the NCAA First Round in College Park, Md.



2003

2002

2001

2000

1999

1998

1997

1996

1995

1994

1993

1992

1991

1990

1989

Virginia Tech

VIRGINIA
50
TECH

VIRGINIA
23
TECH

VIRGINIA
32
TECH

el/

ts/

2005-2006 OUTLOOK



Seniors Kerri Gardin, Megan Finnerty, Carrie Mason, Roshana Jackson and Dawn Chriss are prepared to provide the leadership and experience necessary to take the Hokies to the NCAA Tournament for the fourth straight year

2005-2006 Outlook

Hokies eagerly await second season in ACC



The Virginia Tech women's basketball team enters its second season as a member of the Atlantic Coast Conference with much anticipation. The 2005-06 squad will be an experienced group, led by four returning starters, and five seniors from last season's 17-12 NCAA Tournament team.

Last season's success marked the third consecutive NCAA bid, the sixth in the last eight years, and the program's eighth straight postseason appearance. In fact, the Hokies have advanced to postseason play in 10 of the last 12 years. Tech has averaged 22 wins over the past eight seasons, advancing to the NCAA Second Round on four occasions, and to the "Sweet Sixteen" once. Last season's schedule featured 13 NCAA Tournament teams as the Hokies finished among the nation's leaders in RPI and strength of schedule.

In addition to the four starters, several others who saw considerable playing time last season return. This year's squad includes 74.8 percent of the offense and 80.2 percent of the rebounding from the previous season. The Hokies concluded last year ranked 11th in the nation in scoring offense.

"We have the bulk of our scoring and rebounding returning this season," said second-year Virginia Tech head coach Beth Dunkenberger. "The most important factors we have returning this year are the experience and wisdom from having competed for a year in the ACC."

This year's edition of the Hokies will be a veteran group featuring five seniors, three juniors, and four freshmen. Tech will have to replace the lone senior on last season's team, Erin Gibson, who finished her career 11th on the career scoring list (1,118), fourth in blocks (122), fifth in rebounding (752) and minutes played (3,263), and 11th in field goals made (439). Gibson led the team in scoring (11.3) and blocks (43) last season.

"Erin brought so many different things to our team with her scoring and rebounding," said Dunkenberger. "One area of Erin's importance to our team that doesn't receive much recognition is her being one of the best defenders in the conference, as well as being a team leader."

Kerri Gardin (6-1, Sr., F, Morganton, N.C.), an All-ACC honorable mention last season who averaged a double-double (12.2 points, 10.1

rebounds) in conference games, was second on the team in scoring, averaging 11.1 points, and led the team in rebounds, averaging 8.0 boards. Gardin tied a school and Cassell Coliseum record with 21 rebounds against Virginia last season, and had seven double-doubles during the year. Additionally, she was second in blocks (29), and set a career high with eight assists versus Richmond.

Dawn Chriss (6-1, Sr., G, Hilcrest Heights, Md.) is back after concluding her junior season on a high note. Chriss averaged 20.2 points and 6.0 rebounds in her last five games, including a 33-point outburst at Florida State. The 33 points was the second most points by a Hokie in a single game, and her 14 field goals tied a Tech single-game mark. Chriss shot 57.8 percent (41-71) over those final five contests, and led Tech in scoring in four of the games. She ended the year as the Hokies' third-leading scorer (11.0) and rebounder (4.2).

The offense will once again be directed by Carrie Mason (5-7, Sr., G, Seneca, Pa.), who has started 90 of 92 games in her Tech career. Mason was named to the Subway Classic, Duel in the Desert, and Lady Luck Classic all-tournament

2005-2006 VIRGINIA TECH SCHEDULE

teams last season, and needs only one point to become the 17th member of the Tech 1,000-point club. She led the team in assists (98), three-point field goals (45), and minutes played (32.9).

Kirby Copeland (5-10, Jr., G, Morrow, Ga.), Roshana Jackson (6-1, Sr., F, Norton, Va.), and Britney Anderson (6-0, Jr., F, Blacksburg, Va.) were part-time starters last year. Copeland started 13 games and battled mono during the middle portion of the season. She had a career-high seven steals in the home-opener against Alabama and tied her career high with 15 points versus DePaul in the NCAA Tournament. Copeland ended the season fifth on the team in scoring (8.5 points) and third in steals (38). Anderson started 10 games and had her best outing with a career-high 18 points at Florida State. She had 10 double-digit scoring games and tied a career high with eight rebounds against Southern Miss. Jackson started 14 contests and paired with Gibson to give Tech an imposing presence in the paint. A junior college transfer, Jackson was third on the team in blocks (17) and had 24 steals.

Other returnees include Megan Finnerty (6-3, Sr., Atlanta, Ga.), Nare Diawara (6-6, Jr., C, Bamako, Mali) and Brittany Cook (6-0, r-Fr., G, Narrows, Va.). Finnerty saw action in 28 games last year, and had a career-high 12 points against Wake Forest and a career-high seven rebounds in the season-opener versus Valparaiso. Diawara saw playing time in 18 contests, but missed 11 games due to a back injury. She was instrumental in the upset over No. 12 Texas Tech in the Duel in the Desert title game with a career-high 11 points. Cook, a McDonald's All-American nominee, missed last season due to knee surgery. She averaged 28.9 points and 10.6 rebounds in leading Mercer Christian Academy to a 23-4 record, and to the West Virginia state final. In the championship tournament, Cook averaged 30.3 points, and set a state single-game record for free throws made with an 18-of-18 performance.

Three newcomers will provide depth for the Hokies this season. Amber Hall (6-2, Fr., F, Tallahassee, Fla.), Laura Haskins (5-10, Fr., G, Alexandria, Va.) and walk-on A.J. Lemaitre (5-10, Fr., G, Fairfax, Va.) should all see action this season. Hall averaged 18 points with 11 rebounds and three blocks in leading Leon High School to the Florida High School Athletic Association (FHSAA) "Sweet 16." Haskins was second-team all-state at West Springfield, where she set the school records for career assists, steals and rebounds previously held by 1999 Naismith High School Player of the Year and Tennessee All-American Kara Lawson. She averaged 13.5 points, 7.5 rebounds and 6.0 assists last season. Lemaitre is a walk-on who turned down several scholarship offers to attend Virginia Tech. She averaged 20 points and four assists a game at W.T. Woodson High School, where she was a three-time selection to the All-Northern Region first team.

Once again last season, Tech's schedule was among the toughest in the nation. The Hokies faced two opponents (Duke, North Carolina) that advanced to the NCAA Quarterfinals, three others

November				
6	Sun.	Athletes in Action (Exhibition)	3 p.m.	Blacksburg, Va.
20	Sun.	James Madison	2 p.m.	Blacksburg, Va.
22	Tues.	Old Dominion	7 p.m.	Blacksburg, Va.
25-26		<u>Southern Methodist Tournament</u>	6 p.m.	Dallas, Texas
25	Fri.	vs. Denver	6 p.m.	Dallas, Texas
26	Sat.	vs. Southern Methodist/UL Monroe	6/8 p.m.	Dallas, Texas
29	Tues.	Evansville	7 p.m.	Blacksburg, Va.
December				
4	Sun.	at Richmond	2 p.m.	Richmond, Va.
7	Wed.	at Radford	7 p.m.	Radford, Va.
10	Sat.	Liberty	7 p.m.	Blacksburg, Va.
19-20		<u>Caribbean Classic</u>		Cancun, Mexico
19	Mon.	vs. Western Michigan	TBA	Cancun, Mexico
20	Tues.	vs. Texas Tech	TBA	Cancun, Mexico
28-29		LADY LUCK CLASSIC		Blacksburg, Va.
28	Wed.	Longwood	7 p.m.	Blacksburg, Va.
29	Thur.	Marshall/Texas A&M-Corpus Christi	5/7 p.m.	Blacksburg, Va.
January				
2	Mon.	at NC State* (RSN)	7 p.m.	Raleigh, N.C.
4	Wed.	High Point	7 p.m.	Blacksburg, Va.
8	Sun.	Boston College*	2 p.m.	Blacksburg, Va.
16	Mon.	Virginia* (RSN)	7 p.m.	Blacksburg, Va.
19	Thur.	at Wake Forest*	7 p.m.	Winston-Salem, N.C.
23	Mon.	Maryland* (RSN)	7 p.m.	Blacksburg, Va.
29	Sun.	at Miami*	2 p.m.	Coral Gables, Fla.
February				
2	Thur.	at Virginia*	7 p.m.	Charlottesville, Va.
6	Mon.	Duke* (RSN)	7 p.m.	Blacksburg, Va.
9	Thur.	Clemson*	7 p.m.	Blacksburg, Va.
13	Mon.	at Florida State* (RSN)	7 p.m.	Tallahassee, Fla.
17	Fri.	North Carolina* (RSN)	6:30 p.m.	Blacksburg, Va.
19	Sun.	at Georgia Tech*	2 p.m.	Atlanta, Ga.
22	Wed.	at Duke*	7 p.m.	Durham, N.C.
26	Sun.	Wake Forest*	2 p.m.	Blacksburg, Va.
March				
2-5	Thur.-Sun.	29th Annual ACC Tournament	TBA	Greensboro, N.C.

Home games in **BOLD**

* indicates ACC games

All times eastern

Dates and times subject to change

RSN - FSN South, Comcast Sports Net, Sunshine Network

(Liberty, Minnesota, Texas Tech) that were in the NCAA "Sweet 16," and faced a total of 13 NCAA teams along with two WNIT participants. Tech's opponents had a .631 winning percentage and 14 of the Hokies' 24 opponents advanced to postseason play. Thirteen opponents last season won 20 or more games, with 18 posting non-losing records.

The 2005-06 schedule will be another challenging one, with the Hokies facing ten teams (Duke, Florida State, Liberty, Maryland, North Carolina, NC State, Old Dominion, Richmond, Texas Tech and Virginia) that made the NCAA Tournament field, and two (Texas A&M-Corpus Christi, Wake Forest) that participated in the WNIT. Additionally, the schedule includes five teams (No. 6 North Carolina, No. 8 Duke,

No. 12 Texas Tech, No. 21 Liberty and No. 24 Maryland) that concluded the year in the ESPN/USA Today Top 25.

The non-conference schedule presents the Hokies with many challenges, including home contests against NCAA participants Liberty and Old Dominion, along with Evansville, James Madison and High Point. Tech will host its annual holiday tournament, the Lady Luck Classic, featuring Longwood, Marshall and Texas A&M-Corpus Christi (WNIT participant). The non-conference away schedule has Tech traveling to Dallas, Texas, over the Thanksgiving holiday to participate in the Southern Methodist tournament featuring the host Mustangs along with Denver and UL Monroe. The Hokies will

continued...

travel outside the country to take part in the Caribbean Classic in Cancun, Mexico. The event includes Western Michigan, Florida Atlantic and perennial national power Texas Tech. The Hokies defeated the Lady Raiders last season in the championship game of the Duel in the Desert tournament in Las Vegas. Other away contests are against in-state rivals Radford and Richmond.

"We play several in-state rivals who we have competed against for many years as part of our non-conference schedule," said Dunkenberger. "We also play in a very competitive tournament in Cancun, featuring a possible rematch with Texas Tech, and the Lady Luck Classic has been a great tournament for us through the years. Additionally, playing in the SMU tournament allows us to get exposure in a different region of the country against unfamiliar competition."


The ACC schedule will again present a great challenge as the Hokies battle in one of the toughest leagues in the nation. The ACC sent seven teams to the NCAA Tournament last year and another to the WNIT as the conference had the second best RPI in the nation according to the final WBCA/Summerville rankings.

The women will play a 14-game regular-season ACC schedule, with each team playing each member at least once a year. Primary partners will be utilized where certain teams are guaranteed to play twice — home and away — every year. The primary partners can be changed after a minimum of two seasons of play. With the addition of Boston College

to the conference this year, a new rotation will take effect. Tech's primary partners for the next two seasons are Duke, Virginia and Wake Forest. The Hokies will play ACC members Clemson, North Carolina, Maryland and Boston College at home, and NC State, Florida State, Miami and Georgia Tech on the road.



Beth Dunkenberger's staff returns intact to try to lead the Hokies back to the NCAA Tournament.



MEGAN
FINNERTY

"I think that it is no coincidence that the first year the conference expands, we put seven teams into the NCAA Tournament," said Dunkenberger. "We were rated as one of the top conferences in the nation by the final computer rankings which is a credit to just how strong the league is from top to bottom. Adding Boston College, a team that was in the Top 25 last year, should only increase the strength of our league."

The coaching staff will remain intact from last season, with Shellie Greenman returning as the Hokies' recruiting coordinator, joined by Bobbie Kelsey, Stacy Cantley and Director of Basketball Operations Jill Jameson.

Greenman was on the Tech staff previously as an assistant (1988-93) under Carol Alfano along with Dunkenberger. Kelsey won one national title and participated in three Final Fours as a player at Stanford (1991-96). Cantley was a top 10 rebounder and four-year letterwinner at UNC Wilmington, and Jameson, a Tech assistant from 1993-97, was the recruiting coordinator at Marquette prior to returning to Blacksburg last year.

Fran Recchia, a redshirt-senior this year, has decided not to play this season after battling injuries the past three years. Recchia will serve as a student assistant coach along with Rayna DuBose, a former Tech player who was stricken with meningococcal meningitis following her freshman season in 2001-02.

"Our staff has tremendous chemistry, with four of the five members of the staff having been recruiting coordinators at some point in their careers," said Dunkenberger. "It is amazing to see people leave coordinator positions to be part of what we have here at Virginia Tech, and our assistants continue to turn down great opportunities in order to remain with this program. I look forward to having Fran and Rayna as student assistants this year as their perspective will help us both in practice and in games."

GUARDS


Carrie Mason returns to direct the Tech offense from the point-guard position for the fourth year. Mason averaged 10.4 points and 3.5 assists per game last year while leading the team in three-point field goals (45). In fact, Mason already ranks second in career three-point field goals made with 138, which is only 19 behind all-time leader Sarah Hicks (157). A career 80-percent shooter from the free throw line, Mason was third in the ACC last year in free throw percentage (.831), and among the league leaders in scoring, assists, three-point field goal percentage, three-point field goals made and assist/turnover ratio. Mason has proven to be a "clutch" performer for the Hokies, hitting game-winning shots during her freshman year against Notre Dame in the regular season and versus Georgia Tech in the 2003 NCAA First Round.

"Carrie has been our floor general for the past three years, and brings a wealth of talent and knowledge to our team," said Dunkenberger. "She understands the system we put in last year, and I think she will continue to get better and better."


continued...



**CARRIE
MASON**



**DAWN
CHRISS**



**KIRBY
COPELAND**

Dawn Chriss came into her own at the end of last season to become a prime scoring threat. She ended the season among the league leaders in scoring and free throw percentage. Her 33 points at Florida State, the second most in Tech history, clearly displayed her offensive capabilities.

"As we got deeper in the season, Dawn just kept getting better and better," said Dunkenberger. "She understood that she had the 'green light' to shoot and attack the basket, two things that she does very well. I think Dawn will pick up this season where she left off last year and be one of our top scorers."

rebounds, with four steals and two assists.

"Kirby stepped into a starting role last year which she earned with her unending tenacity on the floor," said Dunkenberger. "She brings an energy into the game that is contagious within our team and I really like that type of energy on the court."

Brittany Cook received a medical redshirt after missing last season due to knee surgery. Cook has an excellent outside shot which will greatly help the Tech perimeter game.

"Brittany has an advantage in that she was able to sit back and watch our system

Kirby Copeland will see plenty of playing time as she enters her junior season after being slowed by mono last year. Copeland is an energetic player who creates on offense, and is a very aggressive defensive player. She had perhaps her best all-around game as a Hokie last season against St. Francis when she had a career-high-tying 15 points and eight

for a whole season, which has given her a great understanding for what we are trying to accomplish," said Dunkenberger. "She is an excellent student and a quick learner in addition to being one of the best shooters I have ever seen."

Laura Haskins is a newcomer to the Hokies this season, and should see plenty of playing time as a freshman. Haskins was a *Washington Post* First-Team All-Met selection and Virginia All-State second team. During her career at West Springfield High School she set the career record for wins with a 101-13 mark.

"Laura has a great basketball background with a winning tradition," said Dunkenberger. "She has been the point guard on three AAU national championship teams, and her high school teams have been competitive on the state playoff level every year. What caught my attention when evaluating her, is Laura's competitiveness in that she is a fighter from the minute the ball is tipped until the final buzzer."

A.J. Lemaitre joins Tech as a walk-on after turning down offers from several schools. Lemaitre, who had over 1,500 points in her career, led W.T. Woodson to a 25-4 record last season, and to the state quarterfinals.

"We're excited to have A.J. join our program following her outstanding high school career," said Dunkenberger. "She turned down offers from several Division I programs in order to play for Virginia Tech, and she is an excellent student."

FORWARDS

Kerri Gardin returns for her senior season following an outstanding junior campaign. An All-ACC Honorable Mention selection, Gardin averaged a double-double in conference games, and tied the Tech record with 21 rebounds

versus Virginia. She ranked third in the ACC in rebounding, and was among the league leaders in scoring, field goal percentage as well as offensive and defensive rebounds.

"I thought Kerri really developed as the season went on," said Dunkenberg. "She

has a knack for rebounding, so we like to keep her near the basket as much as possible. Kerri is also a dangerous offensive threat because she can score in a

number of ways, in addition to being one of the best rebounders in the nation."

Britney Anderson saw increased court time last year, and should see that trend continue this season. Anderson was seventh in the ACC in field-goal percentage in league games and scored in double figures in six league contests.

"Britney is an extremely fundamental player with several attributes that she brings to the team," said Dunkenberg. "She has a beautiful, pull-up jump shot, and a good mind for the game. Britney stepped up and played big for us in several games near the end of the regular season."

continued...




**KERRI
GARDIN**



**BRITNEY
ANDERSON**



**ROSHANA
JACKSON**



**NARE
DIAWARA**

POSTS

Roshana Jackson provided inside help for Gardin and Gibson last season and will be looked upon to carry a heavier load of rebounding this year. Jackson, who narrowly missed a double-double at James Madison with career highs of 15 points and nine rebounds, aided the Hokies to a win in their ACC debut against Maryland with three blocks.

"I believe Roshana will continue to improve since last year was her first season here," said Dunkenberger. "We saw her really improve at the end of the season as her confidence grew. She is a very physical player in the paint and plays extremely hard on both ends of the floor."

Megan Finnerty will once again provide depth on the inside after seeing playing time in 28 games last season. Finnerty tossed in a career-

high 12 points against Wake Forest, and had a career-high seven rebounds in the season opener versus Valparaiso.

"Megan is one of our team's best athletes, and not only is one of the fastest players on the team, but has the highest vertical jump," said Dunkenberger. "She was hampered by some injuries last year but came on strong at the end of the season."

Nare Diawara, the tallest member of the team at 6-6, had the best game of her career when the Hokies needed it most last season. With several inside players in foul trouble against No. 12 Texas Tech in the Duel in the Desert title game, Diawara responded with a career-high 11 points and four rebounds in only 16 minutes as Tech pulled off the 71-70 overtime win.

"Nare missed the bulk of the ACC season due to injury but played key minutes in several of our big victories," said Dunkenberger. "If we can keep her healthy and have her continue to learn our system, we think Nare is going to be a tremendous player with WNBA potential."

Amber Hall comes to Blacksburg following an outstanding high school career in Tallahassee, Fla. Hall was named to the Florida 4A All-State team, and was an All-Big Bend second-team selection. She averaged 18 points and 11 rebounds in leading her team to the state semifinals.

"What impresses me most about Amber is that she is a very smart player who picks up the game quickly, and is also very physical," said Dunkenberger. "She doesn't mind banging on the inside with taller players because she knows how to use her strength as an asset."

2005-2006 Roster

ALPHABETICAL LISTING

No.	Name	Pos.	Hgt.	Yr.	Hometown (High School or College)
25	Britney Anderson	G/F	6-0	Jr.	Blacksburg, Va. (Blacksburg)
23	Dawn Chriss	G/F	6-1	Sr.	Hilcrest Heights, Md. (St. John's College HS)
21	Brittany Cook	G	6-0	r-Fr.	Narrows, Va. (Mercer Christian Academy)
5	Kirby Copeland	G	5-10	Jr.	Morrow, Ga. (Morrow)
11	Nare Diawara	C	6-6	Jr.	Bamako, Mali (Chesire Academy)
45	Megan Finnerty	C	6-3	Sr.	Atlanta, Ga. (Pius X)
32	Kerri Gardin	F	6-1	Sr.	Morganton, N.C. (Freedom)
31	Amber Hall	C	6-2	Fr.	Tallahassee, Fla. (Leon)
22	Laura Haskins	G	5-10	Fr.	Alexandria, Va. (West Springfield)
50	Roshana Jackson	F	6-1	tr-Sr.	Norton, Va. (Hiwassee College)
14	A.J. Lemaitre	G	5-10	Fr.	Fairfax, Va. (W.T. Woodson)
24	Carrie Mason	G	5-7	Sr.	Seneca, Pa. (Cranberry)

NUMERICAL LISTING

No.	Name	Pos.	Hgt.	Yr.	Hometown (High School or College)
5	Kirby Copeland	G	5-10	Jr.	Morrow, Ga. (Morrow)
11	Nare Diawara	C	6-6	Jr.	Bamako, Mali (Chesire Academy)
14	A.J. Lemaitre	G	5-10	Fr.	Fairfax, Va. (W.T. Woodson)
21	Brittany Cook	G	6-0	r-Fr.	Narrows, Va. (Mercer Christian Academy)
22	Laura Haskins	G	5-10	Fr.	Alexandria, Va. (West Springfield)
23	Dawn Chriss	G/F	6-1	Sr.	Hilcrest Heights, Md. (St. John's College HS)
24	Carrie Mason	G	5-7	Sr.	Seneca, Pa. (Cranberry)
25	Britney Anderson	G/F	6-0	Jr.	Blacksburg, Va. (Blacksburg)
31	Amber Hall	C	6-2	Fr.	Tallahassee, Fla. (Leon)
32	Kerri Gardin	F	6-1	Sr.	Morganton, N.C. (Freedom)
45	Megan Finnerty	C	6-3	Sr.	Atlanta, Ga. (Pius X)
50	Roshana Jackson	F	6-1	tr-Sr.	Norton, Va. (Hiwassee College)

Head Coach: Beth Dunkenberger

Assistants: Shellie Greenman, Bobbie Kelsey, Stacy Cantley

Director of Basketball Operations: Jill Jameson

Student Assistant Coaches: Rayna DuBose, Fran Recchia

Athletic Trainer: Megan Rittler

Managers: Lindsay Nelson, LaShawn Weston



Beth Dunkenberger



Shellie Greenman




Bobbie Kelsey



Stacy Cantley



Jill Jameson



Rayna DuBose



Fran Recchia



Megan Rittler



5

Kirby Copeland



11

Nare Diawara



14

A.J. Lemaitre



21

Brittany Cook



22

Laura Haskins



23

Dawn Chriss



24

Carrie Mason



25

Britney Anderson



31

Amber Hall



32

Kerri Gardin




45

Megan Finnerty



50

Roshana Jackson



**“Virginia Tech incorporates the latest technology with personal attention from our faculty to create an ideal learning environment. Our graduates enter the work force well prepared for the future.”
— Coach Beth Dunkenberger**

THIS IS VIRGINIA TECH

One of the nation's outstanding universities, Virginia Tech is putting knowledge to work while adapting to the challenges of the future



This Is Virginia Tech

A Research University in Action



From a meager beginning in October of 1872, Virginia Polytechnic Institute and State University, popularly known as Virginia Tech, has evolved into a comprehensive university of national and international prominence. As Virginia's largest university, with 25,600 students on campus, and one of the top research institutions in the nation, it is an institution that firmly embraces a history of putting knowledge to work. That tradition is rooted in our motto, *Ut Prosim*: "That I May Serve," and our land-grant missions of instruction, research, and solving the problems of society through public service and outreach activities.

Instruction

Virginia Tech's eight colleges (Agriculture & Life Sciences, Architecture & Urban Studies, Pamplin College of Business, Engineering, Liberal Arts & Human Sciences, Natural Resources, Science, and Virginia-Maryland Regional College of Veterinary Medicine, plus the Graduate School) offer more degree programs than any other university in the state, with 60 undergraduate and 110 graduate programs. Virginia Tech is one of the nation's leaders in developing and using new instructional technologies.

Research

With annual research expenditures of about \$269 million, Virginia Tech consistently ranks among the top research universities in the United States. With more than 100 research centers, the university also consistently ranks among the top institutions in industry-supported research and near the top 10 in the number of patents issued each year.

The university's faculty and students are involved in more than 3,700 research projects in fields ranging from biotechnology to materials, from the environment and energy to food and health, and from transportation to computing information.


Outreach and International Affairs

As part of its outreach mission, Virginia Tech is involved in a multitude of economic and community development projects. For example, it helps global marketing efforts, investigates better uses for strip-mined land, helps clean the Chesapeake Bay and other state waterways, directs reforestation in Senegal — and the list goes on.

Outreach efforts focus on education and the dissemination of knowledge in the global society in which we live.

Professionals, organizations, and communities tap Virginia Tech's vast resources, expertise, and research results through hundreds of continuing education programs, part of Outreach Program Development. Virginia Tech has a long history of providing innovative distance learning techniques, such as satellite videoconferencing, multimedia, interactive



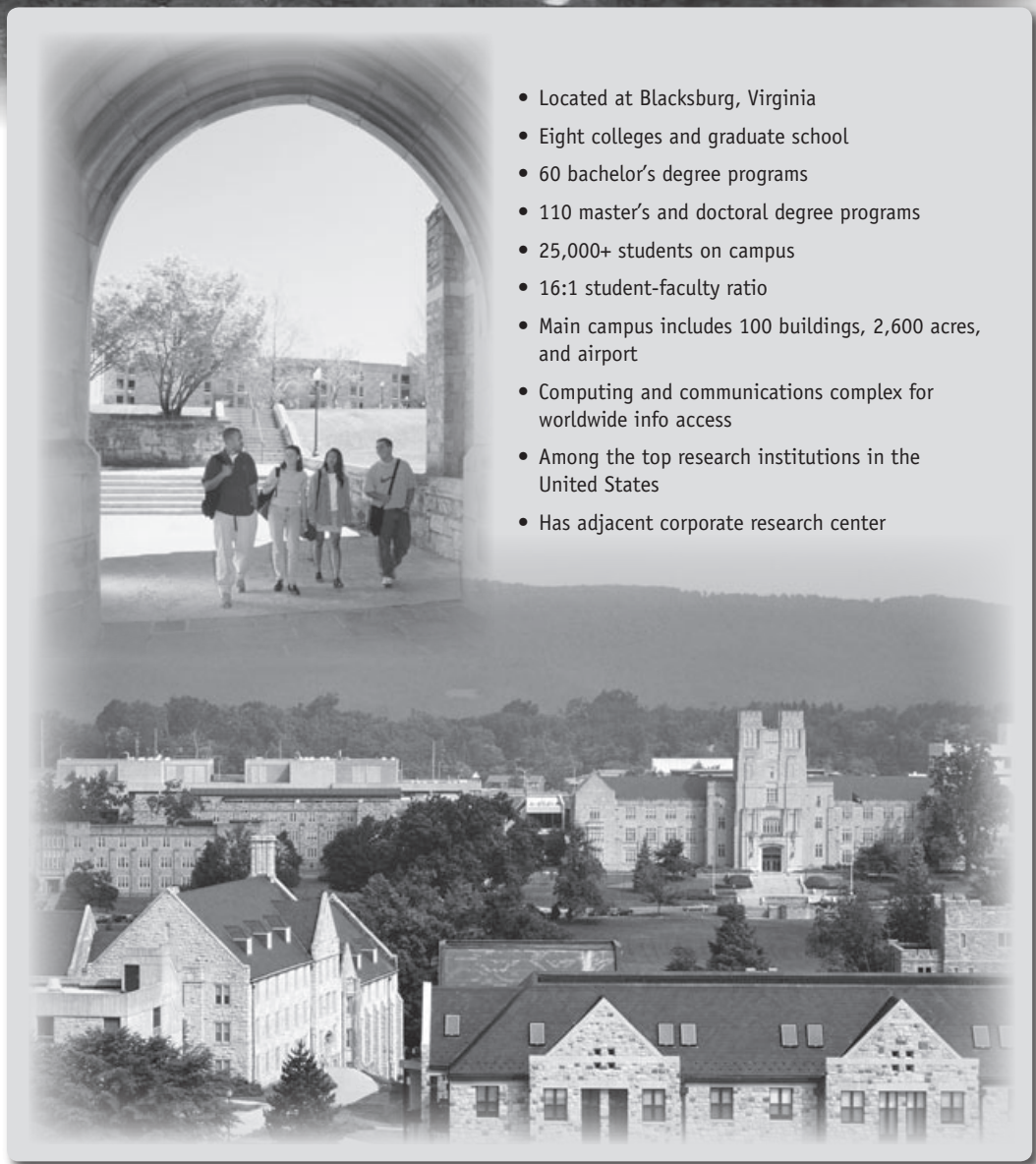


video, interactive computer conferencing, and web-based courses, to meet the various needs of working adults and other nontraditional students.

The Inn at Virginia Tech and Skelton Conference Center on campus have been completed, and The Hotel Roanoke and Conference Center in Roanoke, also owned by Virginia Tech, support the university's outreach education mission by working with faculty to plan and host conferences.

Virginia Tech manages more than \$30 million in funded economic development projects in 27 countries and encourages faculty to develop global course content and study abroad opportunities for students. In 2002-2003, 2,089 students from 113 foreign countries were studying at Virginia Tech while more than 800 Virginia Tech students were studying abroad.

Virginia Cooperative Extension, operated jointly in the Commonwealth by Virginia Tech and Virginia State University, has been helping people improve their economic, cultural, and social well-being for more than 85 years now. With 107 city/county offices, and more than 44,000 volunteers and 160 programs, Extension reaches and teaches millions of Virginians annually.



- Located at Blacksburg, Virginia
- Eight colleges and graduate school
- 60 bachelor's degree programs
- 110 master's and doctoral degree programs
- 25,000+ students on campus
- 16:1 student-faculty ratio
- Main campus includes 100 buildings, 2,600 acres, and airport
- Computing and communications complex for worldwide info access
- Among the top research institutions in the United States
- Has adjacent corporate research center

Interesting Facts About Virginia Tech

- The university offers more career options than any other Virginia university, with 170 undergraduate and graduate degree programs.
- University budget equals approximately \$740 million annually.
- Tech has about 180,000 alumni from every state and about 100 countries.
- Virginia Tech produces 40 percent of the state's Ph.D.'s.
- All campus facilities, including residence halls, have high-speed connections to voice, data, and video communications.
- Virginia Tech was the visionary leader of the internationally recognized Blacksburg Electronic Village project, connecting the town and campus with each other and to the world.
- Virginia Tech is one of two universities in the country that offers the combined advantages of a military-style leadership development program and a traditional academic and social life through the Virginia Tech Corps of Cadets.
- *U.S. News & World Report* ranked Virginia Tech's undergraduate program as the 26th best among national public universities. Of all universities — public or private — *U.S. News & World Report* ranked Virginia Tech the 46th best value in the country.
- *Kiplinger Magazine* ranked Virginia Tech the 16th Best Value in Public Higher Education in the nation.
- The National Science Foundation ranked Tech 5th in the nation in agricultural research expenditures.
- The university's engineering program is in the nation's top 25, according to *U.S. News & World Report*.
- Corporate Research Center was cited for best practice of technology transfer in a national study.
- Virginia Tech consistently ranks among the top 15 schools in the nation in number of patents received.



University Officials

Charles W. Steger
President

Mark G. McNamee
University Provost
and Vice President for Academic Affairs

James A. Hyatt
Executive Vice President
and Chief Operating Officer

Earving L. Blythe
Vice President for Information Technology

Benjamin Dixon
Vice President for Multicultural Affairs

Bradley W. Fenwick
Vice President for Research

Elizabeth A. Flanagan
Vice President for Development
and University Relations

Zenobia L. Hikes
Vice President for Student Affairs

Kurt J. Krause
Vice President for Business Affairs

M. Dwight Shelton
Vice President for Budget
and Financial Management

Raymond D. Smoot Jr.
University Treasurer and Vice President
and Chief Operating Officer,
Virginia Tech Foundation

Thomas C. Tillar
Vice President for Alumni Relations

Karen DePauw
Vice Provost for Graduate Studies
and Dean of the Graduate School

David R. Ford
Vice Provost for Academic Affairs

John E. Dooley
Vice Provost for Outreach and International Affairs

Richard Benson
Dean, College of Engineering

Lay Nam Chang
Dean, College of Science

Eileen Hitchingham
Dean, University Libraries

J. Michael Kelly
Dean, College of Natural Resources

Paul L. Knox
Dean, College of Architecture and Urban Studies

Jerry Niles
Dean, College of Liberal Arts and Human Sciences

Sharron Quisenberry
Dean, College of Agriculture and Life Sciences

Gerhardt G. Schurig
Dean, Virginia-Maryland Regional College
of Veterinary Medicine

Richard Sorensen
Dean, Pamplin College of Business

UNIVERSITY PRESIDENT

Charles Steger



Now in his sixth year as President of Virginia Tech, Dr. Charles Steger has charted a course to bolster the university's research enterprise and compete among the nation's elite research institutions. Under his direction, the university has adopted a strategic plan, which is guiding the growth of the research enterprise, fostering outreach initiatives, and increasing quality across all aspects of the academic community.

Perhaps one of the most memorable contributions of Steger's administration will be his role in the Restructured Higher Education Financial and Administrative Operations Act, which was approved by the 2005 Virginia General Assembly and signed into law by Governor Mark Warner. Last year, President Steger joined forces with other university presidents to help define a new relationship between the Commonwealth of Virginia and her institutions of higher education, which enables greater institutional flexibility and potential for growth.

Steger will be forever credited with negotiating Virginia Tech's entrance into the Atlantic Coast Conference — a 50-year dream come true for Hokie fans.

As Vice President for Development and University Relations, Steger built a critical base of private support when he led the Campaign for Virginia Tech, which raised more than \$337 million. Today, private support from Virginia Tech's alumni and friends continues to play an essential role in this university community. Last year, the university raised \$77 million, a 15 percent increase over the previous year. This summer's opening of a new alumni, conference, and hotel complex provides an on-campus home to the university's more than 180,000 living alumni.

Steger also led the effort to establish the Virginia Tech-Wake Forest School of Biomedical Engineering. The Via College of Osteopathic Medicine began operation in 2003 and has grown much faster than expected. The nation's newest medical school is an affiliate of the university and cooperates on joint research projects in human health.

The Virginia Tech campus continues to grow at a remarkable rate. In addition to the recent expansion of Lane Stadium, many other construction projects are changing the face of campus. The Chemistry/Physics building, the Career Services building, the new dairy science center, the Alphin-Stuart Livestock Arena, Phase II of the Virginia Bioinformatics Institute and the alumni/hotel/conference center have opened their doors to students, faculty and the public. The Agriculture and Natural Resources Research building is scheduled to be completed in December.

Last year, the Institute for Advance Learning and Research in Danville dedicated its new facilities. The institute, under Virginia Tech's guidance, will play a critical role in a regional partnership to develop new educational opportunities, broadband infrastructure for research and industry, business development and community revitalization.

Demand for a Virginia Tech education remains high among the nation's brightest students. This year, the average grade point average for an entering first year student reached 3.8 and the average SAT score was 1232 — both record highs.

Steger's ties to Virginia Tech span four decades as a student, professor, dean, vice president and now president. While on the faculty, he twice won teaching excellence

awards. When he became dean of the College of Architecture and Urban Studies in 1981, he was the youngest architecture dean in the nation at 33 years of age.

Steger recently finished a term as Chairman of the Virginia Council of Presidents and is currently chair of the Virginia Space Grant Consortium. He serves on the boards of several organizations including the Carilion Biomedical Institute, the Council of Higher Education's General and Professional Advisory Committee (GPAC), the Virginia Business Higher Education Council, the World Institute for Disaster Risk Management, the Institute for Advanced Learning and Research, and the Roanoke Economic Development Partnership.

He is a Fellow in the American Institute of Architects, and received the William C. Noland Award for distinguished service and accomplishments from the Virginia Society of the AIA. The First Virginia Chapter of the National Society of Fundraising Executives recognized him as the Outstanding Fundraising Executive in 1999.

Steger received his Bachelor of Architecture degree, Master of Architecture degree and Ph.D., in Environmental Science and Engineering from Virginia Tech.

This story was contributed by Larry Hincker, associate vice president for university relations and Carrie Kirk of the president's office.



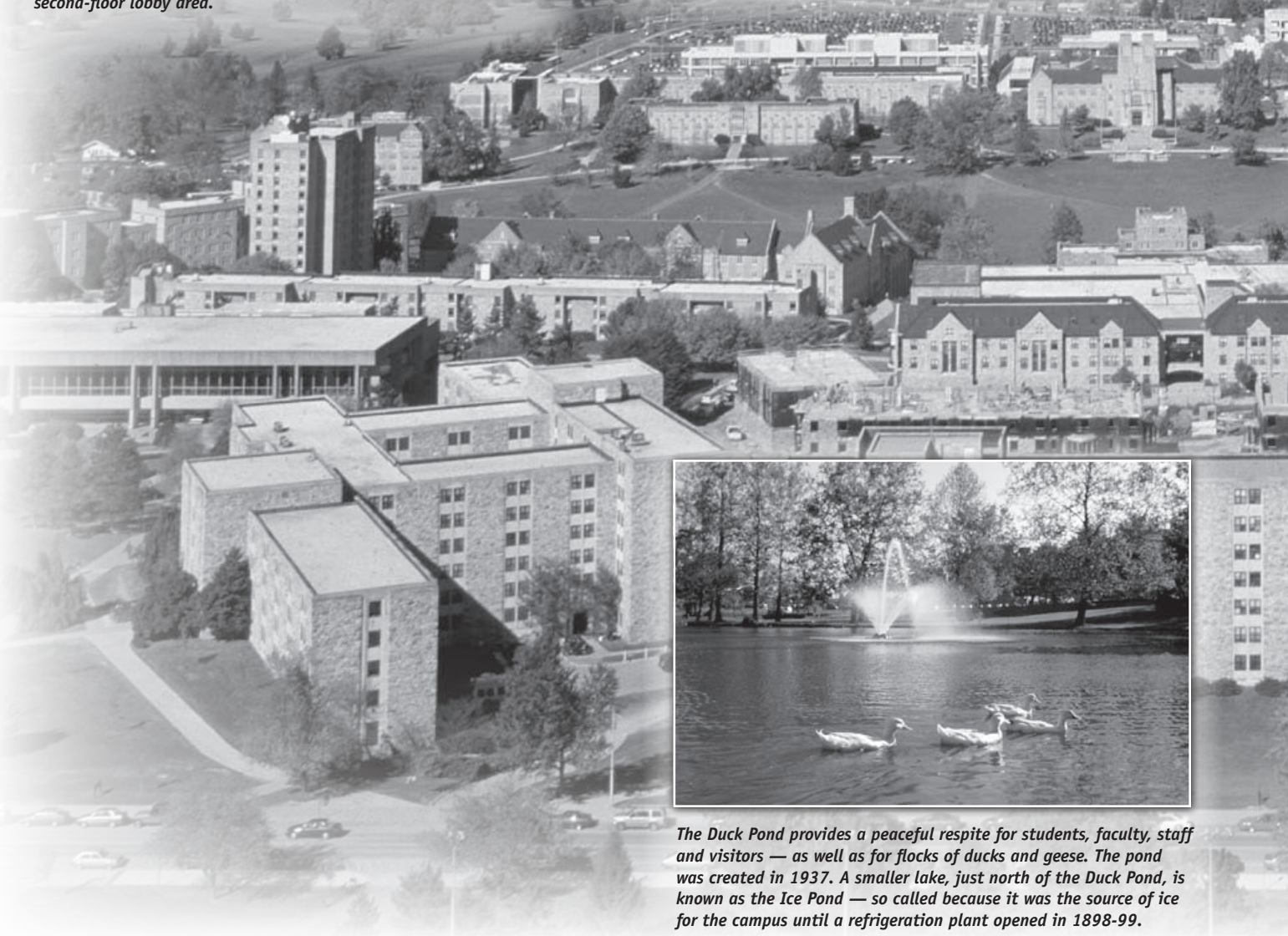
Campus Landmarks



The focus of student campus activity and the hub of much of the performing and visual arts at the university, Squires Student Center contains theatres, the Perspective Art Gallery, the Black Cultural Center, pool tables, bowling lanes, restaurants, ballrooms and administrative offices for many student organizations. The original student center, built in 1937, has undergone several major renovations, but the facade of the original building is visible in the second-floor lobby area.



Col. William B. Preston established the Smithfield estate — named for his wife, Susanna Smith — in 1772 after an earlier settlement known as Draper's Meadow was wiped out in an Indian massacre. The oldest part of the existing house was built in 1790. A state historic landmark, Smithfield is open for tours April through November. Call (540) 951-2060 for details.



The Duck Pond provides a peaceful respite for students, faculty, staff and visitors — as well as for flocks of ducks and geese. The pond was created in 1937. A smaller lake, just north of the Duck Pond, is known as the Ice Pond — so called because it was the source of ice for the campus until a refrigeration plant opened in 1898-99.



Torgersen Hall, home to Virginia Tech's Advanced Communications and Information Technology Center, provides a high-tech environment in which researchers, teachers and students can interact in innovative and effective ways. The building includes high-tech auditoriums, observational booths for watching and taping experimental teaching techniques, the CAVE — Tech's sophisticated virtual reality environment for advanced research and learning, and an electronic reading room occupying the arch that spans Alumni Mall.



Constructed in 1902, The Grove serves as the residence for Virginia Tech presidents and their families. Today, besides fulfilling its original function, it also is the guest residence for visiting dignitaries and serves as a reception facility.

Athletics Department

Jamerson Athletics Center/Cassell Coliseum/Merryman Center; Blacksburg, VA 24061 • (All phone numbers are area code 540)

ADMINISTRATION

Director of Athletics Jim Weaver	231-3977
Senior Associate Director of Athletics/Senior Woman Administrator Sharon McCloskey	231-3977
Senior Associate Director of Athletics for External Affairs David Chambers	231-2371
Associate Director of Athletics for Internal Affairs Tom Gabbard	231-6265
Associate Director of Athletics for Administration Jon Jaudon	231-5497
Associate Director of Athletics for Financial Affairs Randy Butt	231-7530
Associate Director of Athletics for Football Operations John Ballein	231-9991
Assistant Director of Athletics for Compliance Tim Parker	231-5497
Assistant Director of Athletics for Marketing and Promotions Tim East	231-6600
Assistant Director of Athletics for Athletic Performance Mike Gentry	231-2984
Assistant Director of Athletics for Ticketing Services Sandy Smith	231-6731
Assistant Director of Athletics for Media Relations Dave Smith	231-6726

ADMINISTRATIVE SUPPORT

Administrative Staff Assistant Carmela Smith	231-3977
Secretary, Internal Affairs Karen Mabry	231-6265
Secretary, External Affairs Jean Ann Bailey	231-2371
Secretary, Administration Joyce Wynn	231-5497
Secretaries, Olympic Sports Marianne Baffi	231-3671
	Penny Martin 231-5037
	Lisa Maddox 231-9415
Secretary, Sports Medicine/Athletic Training Elaine Flippo	231-7741
Department Receptionist Vickie Graham	231-9984

ATHLETIC PERFORMANCE

Asst. A.D. for Athletic Performance Mike Gentry	231-2984
Director of Strength & Conditioning Jay Johnson	231-8207
Assistant Director of Strength & Conditioning Terry Mitchell	231-7386
Coordinator of Strength & Conditioning for Olympic Sports Jamie Meyer	231-7386
Strength & Conditioning Assistants Cedric Smith, Cols Colas	????
Director of Sports Nutrition Amy Freel	231-9910
Sport Psychologist Dr. Gary Bennett	231-2556

BUSINESS OFFICE

Associate A.D., Financial Affairs Randy Butt	231-7530
Human Resources Manager Pam Linkous	231-3142
Business Manager Lisa Rudd	231-6553
Assistant Business Manager Michelle Collins	231-6590
Accounting Services Specialist Jean Vaughan	231-6728
Accounting Services Specialist Gary Steck	231-2196

CHEERLEADERS

Spirit Coach Rickey Hill	231-5744
-----------------------------	----------

EQUIPMENT

Equipment Manager Lester Karlin	231-9967
Assistant Equipment Manager Eric Cross	
Assistant Equipment Manager Tommy Rapier	

FACILITIES AND GAME OPERATIONS

Game Operations Manager Cara Walters	231-9963
Game Operations Coordinator Jerry Cheynet	231-5128 or 231-6660
Facilities Manager (Jamerson/Cassell/Merryman) Matthew Cox	231-2199
Facilities Manager (Field House) Denie Marie	231-2191
Facilities Manager (Lane Stadium) Casey Underwood	231-6067
Sports Turf and Athletics Grounds Manager Jason Bowers	231-6067
Facilities Coordinator Dan Pressley	231-9969
Facilities Manager (Tennis Center) Jerry Stevens	231-5908
Maintenance Supervisor (Lane Stadium) Ronnie Turpin	231-6067

HOKIESPORTS THE NEWSPAPER

Editor Jimmy Robertson	231-4134
Assistant Editor Matt Spiers	231-3908

INTERNET SERVICES

Webmaster Damian Salas	231-8816
---------------------------	----------

COMPUTER SERVICES

Director of Computer Services Brad Tilley	231-7539
Computer Technician Brandon Mason	231-9361
Secretary Jean Ann Bailey	231-2371

MONOGRAM CLUB

Director Russ Whitenack	231-9156
----------------------------	----------

SPORTS INFORMATION OFFICE

Assistant A.D., Media Relations Dave Smith	231-6726
Sports Information Secretary Donna Smith	
Associate Sports Information Director Anne Panella	231-7684
Assistant Sports Information Director Bill Dyer	231-8852
Assistant Sports Information Director Torye Hurst	231-8823
Assistant Sports Information Director Bryan Johnston	231-3387
Assistant Sports Information Director David Knachel	231-1838

SPORTS MARKETING & PROMOTIONS OFFICE

Assistant A.D., Marketing & Promotions Tim East	231-6600
Director of Sports Marketing & Promotions Jeremy Wells	231-2515
Assistant Director, Marketing & Promotions RaeLynn McAfee	231-3236
Secretary Jean Ann Bailey	231-2371

SPORTS MEDICINE AND ATHLETIC TRAINING

Team Physicians Dr. P. Gunnar Brolinson	231-5983
	Dr. Delmas Bolin 231-5983
Director of Athletic Training Mike Goforth	231-6410
Athletic Trainers Keith Doolan, Jimmy Lawrence, Megan Rittler, Jesse Donnenwerth	

STUDENT-ATHLETE ACADEMIC SUPPORT SERVICES

Coordinator Chris Helms	231-6165
Associate Coordinators Colin Howlett	
Athletic Advisors Katie Ammons, Drew Scales, Sarah Collins, Jess Hegr	
Secretary Terrie Repass	

STUDENT SERVICES OFFICE

Director of Student Life for Athletics Megan Armbruster	231-1252
Coordinator of Student Life Jessica Hood	231-3956
Coordinator of Academic Compliance Sandy Weber	231-2264

TICKET OFFICE

Assistant A.D., Ticketing Services Sandy Smith	231-6731
Assistant Ticket Manager Stephen Medley	
Ticket Services Coordinators Kathy Cox, Jenny Borg, Melissa Jones	

VIDEOGRAPHY

Director of Video Operations Kevin Hicks	231-9990
Video Coordinator Tom Booth	
Assistant Video Coordinators Brian Walls, Jed Castro	

VIRGINIA TECH ATHLETIC FUND, INC.

Director of Development for Intercollegiate Athletics Lu Merritt	231-6618
Associate Director of Development for Intercollegiate Athletics John Moody	
Director of Development for Special Gifts and the Athletic Annual Fund Terry Bolt	
Director of Major Gifts for Intercollegiate Athletics David Everett	
Assistant Director of Development Brian Thornburg	
Assistant Director of Development Scott Davis	
Accountant Sharon Linkous	
Alumni Program Coordinator Diana Fain	
Secretary Jane Broadwater	
Fiscal Assistant Vicky Moore	

BASEBALL

Head Coach Chuck Hartman	231-3671
Associate Head Coach Jay Phillips, Assistant Coach Jon Hartness	

BASKETBALL, MEN'S

Head Coach Seth Greenberg	231-6725
Assistant Coaches Brad Greenberg, Ryan Odom, Stacey Palmore	
Executive Secretary Sharon Spradlin	
Director of Men's Basketball Operations Rick Hall	

BASKETBALL, WOMEN'S

Head Coach Beth Dunkenberg	231-4998
Assistant Coaches Shellie Greenman, Bobbie Kelsey, Stacy Cantley	
Executive Secretary Dianne Santolla	
Director of Women's Basketball Operations Jill Jameson	231-7629

FOOTBALL OFFICE

Head Coach Frank Beamer	231-4132
Executive Secretary Diana Clark	231-4132
Assistant Coaches Billy Hite, Bud Foster, Bryan Stinespring, Jim Cavanaugh, Tony Ball, Danny Pearman, Kevin Rogers, Lorenzo Ward, Charley Wiles	231-6368
Program Support Technicians Lisa Marie	231-6368
	Kristie Verniel 231-9991
	John Ballein 231-9991
Associate A.D. for Football Operations John Ballein	231-9991
Football Operations Assistant Bruce Barnes	231-2502
Football Operations Assistant Cornell Brown	

GOLF

Head Coach Jay Hardwick	231-6435
Graduate Assistant Coach Brian Sharp	

LACROSSE

Head Coach Tami Riley	231-2776
Assistant Coaches Annie Richards, Kim Corcoran	

SOCCER, MEN'S

Head Coach Oliver Weiss	231-7143
Assistant Coaches Mike Brizendine, TBA	

SOCCER, WOMEN'S

Head Coach Kelly Cagle	231-6423
Assistant Coaches Dan Cagle, Erin Emenalo	

SOFTBALL

Head Coach Scot Thomas	231-2720
Assistant Coaches Christine Hornak, Al Brauns	231-1804

SWIMMING & DIVING, MEN AND WOMEN

Swimming Coach Ned Skinner	231-5086
Diving Coach Bert Locklin	231-3301
Assistant Coaches Braden Holloway, Genevieve McNeill	231-9970

TENNIS, MEN'S

Head Coach Jim Thompson	231-4589
Assistant Coach Jimmy Borendame	

TENNIS, WOMEN'S

Head Coach Terry Ann Zawacki-Woods	231-9971
Assistant Coach Nate Feldman	

TRACK & CROSS COUNTRY, MEN'S AND WOMEN'S

Director of Track & Field and Cross Country Dave Cianelli	231-5037
Associate Head Men's Track & Field Coach (Throws) Greg Jack	
Assistant Coaches Ben Thomas, Lawrence Johnson, Stacey Vidt	

WRESTLING


Head Coach Tom Brands	231-3671
Assistant Coaches Wes Hand, Doug Schwab	231-3185

VOLLEYBALL

Head Coach Greg Smith	231-5037
Assistant Coaches April Yantis, Jayme Gergen	231-9972

DIRECTOR OF ATHLETICS

Jim Weaver



James C. Weaver, whose innovative ideas and work as a reformer have made him one of college athletics' most popular administrators, is the director of athletics at Virginia Tech.

Weaver, 60, was appointed on Sept. 24, 1997 and has been a tireless leader on behalf of Tech athletics. In his years on the job at Tech, Weaver has taken steps to place increased emphasis on projects benefiting student-athletes and fans.

A top personal priority for Weaver is the continuing improvement of Tech's facilities. When it comes to athletic facilities, Weaver has a simple philosophy. "As soon as you sit still in terms of facilities, you have taken a step backward," he says.

Major renovations on the west side of Lane Stadium are nearing completion. In addition to luxury suites and other game day amenities, the structure will house a ticket office, athletic fund offices, an Athletics Hall of Fame and a new student academic services area.

To meet a growing demand for Virginia Tech football, Weaver spearheaded the construction of the south end zone project to expand seating capacity for the 2002 season. The \$37 million expansion project included an 11,000-seat double deck and provided 15 luxury suites, as well as club level seating and amenities.

A north end zone addition was completed prior to the 2001 season. That section added over 5,000 permanent seats.

Virginia Tech contracted with GreenTech, Inc., of Richmond, Va., to install its highly innovative, ITM natural grass sports field system in Lane Stadium/Worsham Field prior to the 2001 season.

Under Weaver's direction, lighted football practice fields, conveniently located in the center of the athletics complex, were completed during the spring of 2001.

Additional projects completed in the past year include renovations of Olympic sport locker rooms, a new golf team building at the River Course, filming capability at the tennis center, new practice fields (one natural and one artificial) at Moseley Field, and a driveway for buses at Cassell Coliseum.

Weaver presided over Tech's move into the Atlantic Coast Conference in 2004-05. Virginia Tech and Miami were officially introduced as the 10th and 11th members of the ACC, effective July 1, 2004.

"I'm excited for our fans and our constituency," Weaver said at the time. "This membership is something that the fan base and alumni and friends of Virginia Tech have wanted for a long time. It's home for us. We've had prior relationships with these institutions for many years and this is something our fans are excited about. I'm happy for them, for our coaches and for our student-athletes."

Weaver was the key figure in reaching a four-year agreement with Virginia in bringing the basketball games back to campuses for the first time since 1976. He also realigned the senior administrative staff to further promote the development of a broad-based athletics department. A dormant Monogram Club was revitalized under his direction, providing Hokie letterwinners of all eras a renewed link to Tech athletics. He also toughened the Hokies' non-conference football schedules, a move that gained real favor from Tech fans.

Weaver renegotiated Tech's multimedia rights contract with ISP Sports, creating a new business relationship and enhanced revenue for the athletics department. In the Fall of 2000, Weaver arranged a joint venture with ISP to commit \$2 million to purchase new scoreboards, upgraded sound systems, an L.E.D. video display screen at Lane Stadium and two 9x12 wall mount L.E.D. video screens in Cassell Coliseum. The video display screen at Lane Stadium has been enlarged for 2005.

Weaver came to Tech from Western Michigan University where he was director of athletics from January, 1996 until he came to Blacksburg. Prior to that, he was AD for three and a half years at UNLV, where he reconstructed a troubled athletic department.

Weaver brings a "Penn State mentality" to the position. He says that various schools' interest in him as a reformer through the years can be traced to Penn State and its reputation for how it conducts business in intercollegiate athletics.

It was with the Nittany Lions' football team that Weaver first made a name for himself in athletics. He was a center and linebacker on Penn State teams coached by the legendary Rip Engle and Joe Paterno.

A native of Harrisburg, Pa., Weaver was recruited to Penn State by Engle. He played three seasons under Engle and one under Paterno, who is still the coach of the Nittany Lions.

Weaver graduated from Penn State in 1967 with a bachelor's in psychology and rehabilitation education. He received a master's in college counselor education, also from Penn State, in 1968.

Weaver started a football coaching career as an assistant at Penn State for six seasons. He later was the offensive coordinator at Iowa State and head coach for one season at Villanova in 1974.

He also spent five years as an assistant professor at Clarion State and three years as director of franchise sales at Athletic Attic.

Prior to landing the athletic director's job at UNLV, Weaver spent nine years at the University of Florida, which was sanctioned by the NCAA in 1983. He was a strong force at Florida in the field of compliance and concluded his time there as associate athletic director.

Weaver drew rave reviews at UNLV for his fund-raising expertise. He generated nearly \$15 million in his time there.

While at Western Michigan, Weaver announced creation of a \$7 million football center, stabilized fluctuating revenues and installed a CHAMPS Life Skills program.

Weaver and his wife Traci have four sons — Josh, Paul, Cole and Craig.



Jim and Traci weaver pictured with their sons (l to r), Paul, Josh, Craig and Cole.

Administration & Management Staff



SHARON McCLOSKEY

Senior Associate Athletics Director and Senior Woman Administrator

Responsibilities: Department administrator for football and women's basketball. Oversees strength and conditioning, sports medicine and equipment room.

Joined VT Staff: 1984

Record at Virginia Tech: Senior associate athletics director (since 1995) and senior woman administrator (since 1988); interim athletics director (1997); assistant athletics director (1992-95); first woman in college athletics to hold position of recruiting coordinator in Division I (1988-92); Virginia Tech football office receptionist and recruiting secretary (1984-88)

Education: Virginia Tech, 1979

Of Note: As recruiting coordinator, McCloskey proved to be one of the most innovative people in the field. She completely reorganized the schedule for official recruiting visits by making academics the highlight of the visit. All

aspects of university life were included in the visit for the prospective student-athlete. She lined up various meetings with professors and department heads, and key figures on campus.

McCloskey is one of the few women in college athletics who has been an advance person for away football games. It is her responsibility to arrange for hotel rooms, meals, meeting rooms, police escorts and air and ground transportation for the team.

As Tech's liaison for NCAA certification, a process the NCAA uses to ensure integrity in collegiate athletics, McCloskey coordinates periodic department self-study and review teams.

She served as tournament manager for the first two rounds of the NCAA Women's Basketball Championship in 1999 and again in 2004.



DAVID CHAMBERS

Senior Associate Athletics Director for External Affairs

Responsibilities: Directly supervises men's basketball, marketing and promotions, sports information, the ticket office, hokiesports.com and *hokiesports the newspaper*. Chambers is the department's liaison with ISP Sports, the exclusive multi-media and advertising rights holder for Virginia Tech athletics. Chambers helps the department to identify and pursue new business opportunities.

Joined VT Staff: 1998

Prior to Virginia Tech: Associate director of athletics at UNLV (1993-98); director of NCAA compliance at UNLV (1992-93); NCAA legislative assistant (1990-92); administrative assistant, University of Iowa Department of Athletics (1985-86).

Education: Wake Forest, 1989 (juris doctor); University of Iowa, 1985 (master's); University of Iowa, 1983 (undergraduate).

Of Note: Chambers was a member of the Iowa football team, and played on three nationally ranked bowl squads: Rose, Peach and Gator. A former quarterback, he moved to defense and lettered at strong safety in 1982 and 1983. At Iowa, he played with Oklahoma coach Bob Stoops and was coached by Hayden Fry, Bill Snyder and Barry Alvarez. He was named to the Big 10 All-Academic squad in 1983 and received the prestigious Forest Evashevski Scholarship Achievement Award, as well as the R.E. Romey Memorial Scholarship and the Ben Trickey Memorial Scholarship.

Chambers received his master's degree in educational measurement and statistics.

He became licensed to practice law in North Carolina in February 1990.



RANDY BUTT

Associate Athletics Director for Financial Affairs

Responsibilities: Randy Butt is responsible for the annual operations budget, all financial reporting, the business office, day-to-day operations, department liaison to the University Office of Budget and Financial Planning, Internal Audit, Auditor of Public Accounts. Butt has monitored revenue and expenditure growth from \$6 million in 1986-87 to more than \$43 million in 2004-05.

Joined VT Staff: 1986

Prior to VT: Accountant for The Kroger Company in Roanoke, Va.

Education: National Business College, 1992 (BBA); Virginia Tech, currently working toward Master's degree.

Of Note: Butt joined the staff as assistant business manager and was elevated to his current position in April, 2002.

He is a life-long resident of the area and attended the same High School (Shawsville) as women's basketball coach Beth Dunkenberg. Butt has been a member of the University's Leadership Development program since 1999.

Family: Wife Debi; daughters Mallory, Casey and Lianna.



TOM GABBARD
Associate Athletics Director for Internal Affairs

Responsibilities: Tom Gabbard is in charge of new construction and maintenance, supervises Tech's facilities managers and game operations and is responsible for the sports of golf, men's and women's tennis and men's and women's track and cross country. He is overseeing the construction of the new west side addition to Lane Stadium and all the other construction projects in the athletics department.

Facilities upgrading over the last five years has been continuous, and will have on-going emphasis in the future. Over \$105 million of facilities upgrades have either been completed or planned since Gabbard and Jim Weaver arrived at Virginia Tech.

Joined VT Staff: 1998

Prior to Virginia Tech: Assistant athletics director for administration at UNLV (1996-1998); director of administration at UNLV (1992-96)

Education: University of Florida, 1968 (BSBA)

Of Note: Gabbard has directed the men's national golf championship, NCAA regionals and conference championship tennis at Virginia Tech. He is currently a member of the ACC golf committee and Chairman of the ACC track & field committee.

Gabbard and Weaver were instrumental in several major facilities projects at UNLV, including the construction of the Lied Athletic Complex, Wilson Baseball Stadium, Fertitta Tennis Complex and the Redd Basketball Offices.

Gabbard came into athletics due to his experience with building construction. He had a 20-year real estate career in Florida before joining Weaver's staff at UNLV.

Gabbard is a Vietnam veteran (1970-71) who achieved the rank of first lieutenant in the U.S. Army's artillery branch.

Family: Wife Nancy; children Eric and Cyndi (Krupa); three grandchildren.



JON JAUDON
Associate Athletics Director for Administration

Responsibilities: Jon Jaudon is responsible for the areas of sport administration, compliance and student life, while also serving as the department's liaison to the provost's office for athletic academic advising. He oversees the sports of baseball, lacrosse, men's and women's soccer, softball, men's and women's swimming and diving, volleyball and wrestling. Jaudon serves as the chair of the Softball Committee and Vice-chair of the Women's Lacrosse committee for the ACC.

Joined VT Staff: 1999

Prior to Virginia Tech: Assistant athletics director, University of Texas at Austin (1997-1999); academic counselor at UT Austin (1991-1997); academic counselor at University of Florida (1985-1991)

Education: University of Florida, 1985 (master's); University of Florida, 1983 (undergraduate)

Of Note: At Texas, Jaudon oversaw the academic programs for all of men's athletics. During his tenure at Texas, he personally counseled athletes in football, basketball and baseball.

Texas enjoyed unprecedented academic success during Jaudon's years of service. In 1996, Jaudon earned the James W. Vick Texas Excellence Award for academic advising.

A native of Bradenton, Fla., Jaudon worked as an academic counselor at the University of Florida before going to Texas.

While pursuing his graduate degree he coached baseball at Santa Fe Community College (1983-85).

Family: Wife Marcia; daughter Megan and son Jared.



Megan Armbruster
Student Life



John Ballein
Football Operations



Tim East
Marketing & Promotions



Mike Gentry
Athletic Performance



Mike Goforth
Athletic Training



Chris Helms
Academic Support



Pam Linkous
Human Resources



Lu Merritt
Development



Tim Parker
Compliance



Dave Smith
Sports Information



Sandy Smith
Ticketing Services



Cara Walters
Game Operations



Russ Whitenack
Monogram Club

Athletic Complex

Cassell Coliseum — home to the basketball, wrestling and volleyball teams

66,233-seat Lane Stadium is home to the Hokies' football team and is undergoing major improvements

The swimming and diving teams compete in War Memorial Pool, located in the middle of campus

The Merryman Center and Jamerson Athletic Center house the department offices as well as strength, training and academic support facilities

Virginia Tech Soccer/Lacrosse Stadium, an outstanding facility, was built in 2003 at this location in the center of the athletic complex, and an artificial surface practice field was added this summer

Rector Field House provides a full-size indoor practice facility and houses Tech's state-of-the-art indoor track

Tech Softball Park

The Johnson-Miller Outdoor Track Complex

English Field is home to the Tech baseball team

The golf team enjoys privileges at Tech's on-campus course and four other nearby courses


The tennis teams play on the south edge of campus at the Burrows-Burleson Tennis Center

Tech's cross country course is located on the west side of campus




When the expansion of Lane Stadium is complete this winter, it will house the Student Athlete Academic Support Services offices as well as an all-sports memorabilia area.

The Merryman Center serves as the main entranceway to the Virginia Tech Athletic Department.





Tech's competition venues — such as 66,233-seat Lane Stadium (above) prior to this year's West-side expansion, 10,052-seat Cassell Coliseum (left), English Baseball Field (below) and Tech Softball Park (bottom) — are among the best in college athletics.



Rector Field House provides an excellent place for Tech's athletic teams to practice indoors during inclement weather.



A Success Story

ACC allows great achievements and visibility

Virginia Tech has a long and proud tradition in athletics, but the Hokies have really seen their success and visibility grow immensely over the past few years. For the ever-growing legion of Tech fans, the most exciting part is that the future looks even brighter.

On July 1, 2004, Virginia Tech officially became a member of the prestigious Atlantic Coast Conference — a move that has already helped the Hokie athletics program grow even stronger.

Tech competes at the Division I level of the NCAA, and with a total of 21 varsity sports, 11 for men and 10 for women, Virginia Tech provides generous opportunities for athletes (and fans) to get in the Hokie huddle.


The success — and bright outlook — of Beth Dunkenberger's women's basketball program is only part of the story.

Tech's nationally-known football team has had unprecedented success over the past decade. The Hokies have played in 12 consecutive bowl games. Last year, the Hokies won 10 games and played in the Sugar Bowl after capturing the Atlantic Coast Conference Championship. The Tech football team won BIG EAST Championships in 1995, 1996 and 1999, and played for the National Championship in the 2000 Nokia Sugar Bowl.


Last year, Spyridon Jullien won NCAA titles in the indoor weight throw and the hammer throw in leading the Hokies to a 13th-place finish in the outdoor track & field championships and a 16th-place finish in the indoor championships.

In 2001, the Hokie golf team won a nation's-best six tournaments, including the BIG EAST Golf Championship, and went on to record an eighth-place finish at the 2001 NCAA Golf Championship.

All the other Tech sports also have enjoyed success at the conference and NCAA levels.



Bryan Randall celebrates Virginia Tech's first ACC football championship at a pep rally after the Hokies returned from defeating Miami 16-10 on Dec. 4, 2004.






Virginia Tech fans are among the most supportive and spirited in the nation, and their sports teams give them plenty to cheer about. From the success of the football team, to the softball team's appearance in the NCAA Championships, to the women's soccer team celebrating big wins and making the NCAA Tournament, the Hokies have a lot to be proud of.



Spyridon Jullien (left) won the hammer and weight throws at the NCAA Championships last year. Jessica Botzum (above) earned All-America honors in swimming. During the 2003-04 year, Marlies Overbeek (right) earned All-America honors in cross country and indoor and outdoor track.



Blacksburg, Virginia



One of America's best college towns, Blacksburg is a perfect setting for a great university like Virginia Tech.

Located in Southwest Virginia on a plateau between the Blue Ridge and Alleghany Mountains, Blacksburg combines the laid-back lifestyle of a small town with the amenities one would expect to find around a major center of higher education. Together, the town and university have worked hard to create a progressive community that ranks among the nation's elite living environments.

Virginia Tech and the Town of Blacksburg gained national and international attention by creating the world's first "electronic village." Businesses and industries have been drawn by

the potential of the quaint town.

Established in 1798 by John and William Black, the town is surrounded by scenic mountain views that accentuate the area. Since its founding, Blacksburg has grown to become the largest town in Virginia.

The nearly 42,000 residents (including students) enjoy a close proximity to a variety of recreation areas such as the Blue Ridge Parkway, Appalachian Trail, Claytor Lake and the New River. The region features a moderate climate and four distinct seasons.

Blacksburg's location (adjacent to major interstate highways) provides convenient access to most points in the southern and eastern parts of the country.







STUDENT-ATHLETE SUPPORT



The Virginia Tech Athletics Department has excellent facilities and personnel to provide comprehensive support to its student-athletes by creating an atmosphere conducive to their overall success



Student Athlete Academic Support Services

Providing the tools for success in the classroom

The success of the Virginia Tech women's basketball program rests largely on the academic progress of each student-athlete. The academic performance of Tech student-athletes has improved each year due in part to the Student Athlete Academic Support Services (SAASS).

The Virginia Tech graduation rate for student-athletes has risen significantly in recent years and was a school-best 74 percent for 2005. This marks the third time in the last four years that Virginia Tech's student-athlete graduation rate has been 70 percent or better.

The Virginia Tech women's basketball program has been an integral part of this recent academic success. Over the last four years they have an impressive 92% NCAA graduation rate. This year's senior class will add to this impressive rate as all are on track to complete their degrees.

In addition to posting impressive graduation figures, Virginia Tech's student-athletes continue to excel in the classroom. For the 2004 calendar year, 425 3.0 GPAs were earned by student-athletes, student trainers, student managers, cheerleaders and

HighTechs. These student-athletes and students from support areas were recognized at the Athletic Director's Honors Breakfast last spring.

Student-athletes are the most visible student component of a university. They entertain thousands of fans, students and alumni. Their athletic ability and achievement is the primary focus for national media attention. Athletic events bring back not only faithful alumni, but are a welcome mat for potential new students.

Student-athletes devote many hours to practice, conditioning and training that are not required of all students. Due to their time commitment and their high visibility, it is an obligation and in the best interest of the university to supply these students with services which will allow them to maximize their academic potential.


The Virginia Tech Student Athlete Academic Support Services office is committed to providing fundamental and supplemental programming, consistent with University and NCAA policy, aimed at enhancing each student-athlete's educational experience.

Stakeholders of the office's mission include student-athletes and their families, the

university community, coaches and athletics administrators. SAASS seeks to develop relationships with its stakeholders that are founded on trust and respect, and provides the following services to accommodate their needs:

- University and NCAA information
- Orientation
- Academic assessment
- The development of an effective student life program
- Appropriate referrals
- Monitored study environments
- Tutorial programs
- State-of-the-art technological learning assistance
- Student Athlete academic performance evaluations

The expectations of the Virginia Tech community are that each student-athlete achieves their maximum academic and athletic potential. With the proper assistance, facilities and encouragement, these potentials can become a reality.



*Roshana Jackson, A.J. LeMaitre
and Nare Diawara work in the
HEAT lab in Cassell Coliseum.*

The SAASS offices will move into the beautiful new expansion at Lane Stadium this year.

SAASS provides programming for student-athletes from their freshman year through graduation. This includes a comprehensive orientation to Tech, study hall, mentoring, tutoring, academic monitoring, academic recognition and eligibility education. Additionally, student-athletes are referred to and encouraged to take advantage of other campus agencies charged with helping students in their academic pursuits.

In the 2005-06 academic year, the SAASS office will be moving to the West Side of Lane Stadium. Here, student-athletes will have access to state-of-the-art technology, quiet study facilities, individualized tutorial rooms, and direct access to the SAASS staff. This complex will be a focal point for the athletics department, both aesthetically and pragmatically, and provide a centralized place for student-athlete services.

The new facility features:

- More than 18,000 square feet of space
- 10 staff offices
- 18 private tutor rooms
- State-of-the-art classroom
- 45-station computer lab
- Three reading/study rooms
- Conference room
- Reference library

Together, these spaces provide the student-athlete with a variety of study environments conducive to his or her success. Athletes can use these facilities between classes, after practice or in the evenings, with flexible hours tailored to make the most of a student-athlete's limited time.

Chris Helms, in his seventh year at Tech, is the director and is responsible for the development and leadership of the Student Athlete Academic Support Services office. Helms oversees an office comprising an associate director, four assistant directors, a learning specialist, systems administrator, an intern and a secretary. These staff members form a group of professionals serving the needs of all student-athletes. In addition to his duties directing SAASS, Helms serves as a liaison between the academic and athletic communities and is an ad hoc member of the University Athletic Committee.

Colin Howlett begins his ninth year with Virginia Tech and serves as an Associate Director in the SAASS office. Howlett works with the football program and provides leadership to the study hall program and coordinates student-athlete academic eligibility for SAASS.

Katie Ammons is an assistant director who begins her seventh year and works with the men's and women's basketball, men's and women's cross country and men's and women's track programs. Ammons also oversees the computer labs and the other computing resources available for student-athletes. Ammons is a former standout Hokie student-athlete.

Drew Scales begins his fourth year with Student Athlete Academic Support Services as an assistant director. Scales provides academic support for student-athletes in lacrosse, volleyball, men's and women's soccer and wrestling, in addition to overseeing the mentor program.

Sarah Collins, assistant director, is in her first year as a full-time member of the SAASS staff.

Collins has undergraduate and graduate degrees from Virginia Tech and has served as SAASS's intern for the past two academic years. She works alongside Howlett and is responsible for providing academic programming for the freshman football students. Collins is also in charge of coordinating SAASS's tutorial program.

Jessica Hegr begins her first year with SAASS and will work with student-athletes from the sports of baseball, softball, men's and women's swimming and men's and women's tennis. Hegr is responsible for the instruction of the student-athlete first-year seminar course.

Peggy Weiss serves as the Learning Specialist for the SAASS unit and is currently developing the Learning Assistance Program to help support student-athletes and teach them more effective ways to study and perform well academically. Dr. Weiss will work in collaboration with the office of Services for Students with Disabilities and with all of the SAASS Academic Coordinators.

Joseph Goodman, systems administrator, is completing his first year with the SAASS program. He provides SAASS and student-athletes with the expertise to maintain and secure the Windows computer lab and Linux servers, develop web-based applications to enhance SAASS programming, and apply web-based applications using open-source products to enhance education.

Terrie Repass begins her 31st year of service at Virginia Tech. She serves as the office secretary and "first contact" person for the SAASS. She is responsible for organizing special events and meetings for the office. Repass prepares all accounting, purchasing and travel transactions for the office.

SAASS STAFF



Chris Helms
Director



Colin Howlett
Associate Director



Katie Ammons
Assistant Director



Drew Scales
Assistant Director



Sarah Collins
Assistant Director



Jessica Hegr
Assistant Director




Peggy Weiss
Learning Specialist



Joseph Goodman
Systems Administrator



Terrie Repass
Secretary



*Graduation is the goal
of all student-athletes
at Virginia Tech.*

Student Athlete Academic Support Services Mission and Programs

The Virginia Tech Student Athlete Academic Support Services office is committed to providing fundamental and supplemental programming, consistent with University and NCAA policy, aimed at enhancing each student athlete's educational experience.

Following is a summary of the programs SAASS offers:

Athletic Transitions

All Freshman Student-Athletes

A required course designed to ease the transition from high school to college.

Orientation

All Freshman and Transfer Student-Athletes

Team and individual orientation sessions are scheduled.

Tutoring

All Student-Athletes

Individual and group tutoring appointments are available on-site.

Advising-Counseling

All Student-Athletes

SAASS works closely with each student's academic advisor within the college of their major.

Academic Progress

All Freshman and Transfer Student-Athletes

Academic progress reports are sent from the student athlete's professors to his or her athletic academic advisors twice each semester.

HEAT Lab

All Student-Athletes

The HEAT (Hokies Engaging in Advanced Technology) Lab is a computer integrated learning environment conveniently located in Cassell Coliseum.

Academic Recognition

Qualified Student-Athletes

Student athletes with a GPA of 3.0 and above are recognized at the end of each semester as member's of the Athletic Directors Honor Roll.

Study Hall

All Freshman Student-Athletes and Upperclassmen with a GPA Below the Team Requirement

Study Hall is mandatory for all freshman, transfer, and currently enrolled students with an overall GPA below 2.30.

Academic and Athletic Eligibility

All Student-Athletes

Academic records are monitored to ensure that all student athletes are making progress towards their degree.




Each year, student-athletes that achieve a 3.0 or higher are recognized at the Athletic Director's Honors Breakfast.



Katie Ammons helps freshman A.J. LeMaitre learn the ropes of the university's academic programs.

COMPUTER SERVICES DEPARTMENT



Another example of Virginia Tech's commitment to providing its student-athletes with the best academic resources possible is the presence of the Computer Services department, under the direction of Brad Tilley (*left*) and Brandon Mason.

Because all Tech students are required to own computers, the Virginia Tech athletics department helps its scholarship athletes fulfill that requirement by providing them with state-of-the-art laptops equipped with the most recent software.

In addition to procuring laptops for the athletes, the office also addresses hardware and software needs for the student-athletes and the entire Virginia Tech athletics staff. Both Tilley and Mason are graduates of Virginia Tech.

Office of Student Life

Assisting in the development of the total person

The Athletics Office of Student Life at Virginia Tech is committed to developing the total student-athlete. Megan Armbruster and Jessica Hood are dedicated to enhancing the quality of the student-athlete experience through the programs that this office administers.

Personal Development

Virginia Tech student-athletes obtain personal development education through workshops and mandatory speakers. Presentation topics include gambling, alcohol abuse, sexual violence and healthy relationships, media relations, and manners and etiquette dinners.



Members of the women's basketball team help raise money for the victims of Hurricane Katrina prior to a Tech football game this fall.

Community Outreach

The Athletics Office of Student Life community outreach program is "Hokies with Heart." Student-athletes are encouraged to volunteer throughout their college experience. In collaboration with the Virginia Tech Corp of Cadets and student leadership, the "Hokies with Heart" program works together with the Montgomery County Public Schools System to visit with local

school kids about the importance of education and character development. In 2004-05, the student-athletes also volunteered with the Montgomery County Christmas Store, Virginia Tech White Ribbon Campaign and Hokies United Tsunami Relief Campaign.

Each athletic team at Virginia Tech is encouraged to select one local charity on which to focus its philanthropic efforts throughout the year. The women's basketball team's community partner is Shawsville Elementary School.

Career Development

In close collaboration with the Virginia Tech Career Services Center, career development programs are designed specifically for student-athletes. Resume design, career fair etiquette, mock interviews, interview attire and mini-career fairs are just a few examples of workshops hosted by the Athletics Office of Student Life. Student-athletes are encouraged to participate in on-campus interviewing and eRecruiting along with securing internships and co-ops during their college careers. In 2005, both



Hospital visits are one way in which the Hokies get involved with the community that supports them so well.

Cintas Corporation and NVR Inc. hosted workshops providing student-athletes with the opportunity to hear job search strategies directly from employers.

Academic Excellence

The Virginia Tech Athletics Office of Student Life is responsible for nominating student-athletes for academic honors and awards. Athletes are nominated for on-campus, Atlantic Coast Conference and national awards. This year, Jessica Morris, a member of the cross country team, was named the Virginia Tech Undergraduate Woman of the Year. Student-athletes with a 3.0 GPA are rewarded each semester by being honored

on the Athletic Director's Honor Roll. The 2004 calendar year listed 315 student-athletes with this honor. Bob Ritchie, men's basketball, and Mallory Soldner, women's soccer, received the Skelton Award for Academic Excellence in Athletics. This award is given to one male and one female student-athlete who demonstrate leadership, outstanding academic excellence and community involvement. The recipients of the award receive a \$5,000 scholarship donated by Dr. Bill and Peggy Skelton.

Several athletes from the Virginia Tech women's basketball team have received various academic awards. Six Hokies were named to the Athletic Director's Honor Roll in 2004. Fran Recchia was named to the 2004 Virginia Tech All-Academic Team for attaining the highest GPA in 2004 on the women's basketball team.

Athletic Excellence

The Virginia Tech Student-Athlete Advisory Committee (SAAC) promotes effective communication between athletic administration and student-athletes. SAAC is comprised of two representatives from each sport. These representatives meet twice a month to discuss issues and concerns regarding their sports, department of athletics, ACC and NCAA legislation. The student-athletes encourage their teammates to get involved both on campus and in the community. Each year SAAC sponsors a canned food drive during the basketball season. The women's basketball team representatives are Britney Anderson, Brittany Cook and Fran Recchia.

Armbruster says, "The goal of our office is to provide students with the total college experience. When athletes graduate, I want them to look back and believe they had full access to a variety of opportunities while at Virginia Tech."



Members of the Hokie basketball team share some laughter and learning with students from their community partner, Shawsville Elementary School.

ATHLETIC PERFORMANCE

There's much more to athletic performance than weight training. Always striving to stay on the cutting edge, Virginia Tech has combined strength and conditioning with nutrition and sport psychology to the benefit of its student-athletes. At Tech, these areas are part of the student-athletes' preparation — not just for game day, but also for life after college. Virginia Tech tries to provide the best services, facilities and support staff for all of its student-athletes, to make them better athletes and better people.

Strength & Conditioning

One of the most important aspects of a successful college women's basketball program is its strength and conditioning program. Before the lights ever come on, before the players run out of the tunnel for the first game and before the first basket is ever scored for a season, college basketball players work on getting themselves physically prepared for the rigors of the season.

Thanks to the direction of Assistant Athletics Director for Athletic Performance Mike Gentry and Jamie Meyer, strength and conditioning coordinator for Olympic sports, the Virginia Tech strength and conditioning program is among the best in the nation, helping to make the women's basketball program one of the best as well.

One of the main support centers of Tech women's basketball is the strength and conditioning program. The results of hard work by the staff and the student-athletes have paid huge dividends as the Hokies have continually improved in preparing to join the ACC.

The women's basketball team trains in the beautiful 17,000-square foot training center on the first level of the Merryman Athletic Center. The weight room facility features free-weight equipment, a full line of Hammer Strength equipment, 12 platforms and a 6,000-square foot state-of-the-art speed and agility room.

Tech also has the use of a 10-by-40-yard sand pit located outdoors and adjacent to the weight room. This pit is used for resistive running drills to improve speed.

Virginia Tech student-athletes also have access to the Jim "Bulldog" Haren Weight Room. Located in Jamerson Athletic Center, the 5,000-square foot weight room was officially dedicated in September 1985 to Haren, a former Hokie football player and long-time supporter of the Virginia Tech Athletics Department. With the two facilities, the Hokies have more than 22,000-square feet of strength and conditioning training space.

Meyer primarily works with the women's basketball team. Meyer, a graduate of Virginia Tech, received her B.S. in human development in 2003. She finished

her master's degree in sports sciences at Ohio University in 2004. Meyer also holds a CSCS certification and is a USA weightlifting coach.

Assisting Meyer in the weight room this year is LaShawn Weston, a manager for the women's basketball team.

Mike Crist, Megan Evans and Myriam Souaya are graduate assistants for strength and conditioning.




Dawn Chriss completes dips during pre-season max testing.




Kerri Gardin, Kirby Copeland and their teammates work out in the sand pit.



Jamie Meyer is the primary strength and conditioning coach for women's basketball.



Nare Diawara (above) and Megan Finnerty (right) work out in the Merryman Center weight room.



Amber Hall and the rest of the Hokies work on their quickness in the Merryman Center agility room.

ATHLETIC PERFORMANCE Sport Psychology

Helping student-athletes in all aspects of life

Virginia Tech offers another important service to all its student-athletes — sport psychology. Dr. Gary Bennett coordinates the sport psychology department, which offers psychological and performance enhancement services for student-athletes. Bennett also works closely with the Cook Counseling Center.

Bennett meets with student-athletes on an individual basis for personal counseling and to discuss the mental aspects of the game. He also works on team building, communication and performance enhancement.

Mike Gentry, assistant AD for athletic performance, says, "I've always felt that (sport psychology) was an important element. We want to be a holistic model of an athletics department, and we wanted to and needed to include sport psychology in that model."

"We try to address all the various factors that affect student-athletes' performance on and

off the court," Bennett says. "We believe we can help athletes perform better by addressing those concerns."

The sport psychology department also offers an injury group to afford injured athletes the opportunity to meet with other injured athletes and talk about their recovery processes. Injured athletes may also meet individually with the sport psychologists if they do not feel comfortable in the group or cannot make the sessions. On average, the psychologists conduct 20 individual sessions per week and also meet weekly with teams as the need arises.

A new addition to the sport psychology resources is the Dynavision 2000, a unique conditioning and training program designed to increase focus and concentration, improve coordination and visuomotor reactions, and increase peripheral awareness. Virginia Tech is

privileged to be one of only a handful of schools with this cutting-edge technology.

The response to the sport psychology program has been very positive. The student-athletes are very receptive to the services offered by the doctors. The sport psychology office reaches out to athletes who may not have considered going to the counseling service that is offered to all students at Virginia Tech.

"It is a great resource for our coaches and our athletes," Gentry says. "We've improved a lot in areas of strength and conditioning, nutrition and in sport psychology. It's all about becoming a well-rounded athletic program and helping student-athletes. We want to give them all the resources we can, to put them in a position to be successful."

Bennett is in his sixth year as the sport psychologist for the Virginia Tech Athletics Department. The Lexington, Ky., native began

working at Virginia Tech in 1995 at the Cook Counseling Center. In addition to seeing students in therapy, Bennett has taught and supervised pre-doctoral level interns.

In athletics, Bennett also serves on the substance abuse committee and the planning committee for the "Summit for Student-Athlete Success" events. The 46-year-old also does work with various teams in the area of performance enhancement.

Bennett received a B.A. in English from Centre (Ky.) College in 1981, where he played baseball. He was awarded a Master's in rehabilitation counseling from the University of Kentucky in 1988 and received a Ph.D. in counseling psychology from UK in 1995. Bennett is licensed as a clinical psychologist and has additional training in sport psychology.

Bennett lives in Blacksburg and enjoys playing golf and basketball, as well as hiking and skiing in his spare time.

Dr. Gary Bennett



ATHLETIC PERFORMANCE **Sports Nutrition**

Educating student-athletes about a healthy, performance-enhancing diet

Eating healthy and choosing nutritious diets are important aspects of a Virginia Tech student-athlete's life, and that's why in July 2002, the athletics department implemented the sports nutrition program. Amy Freel serves as the director.

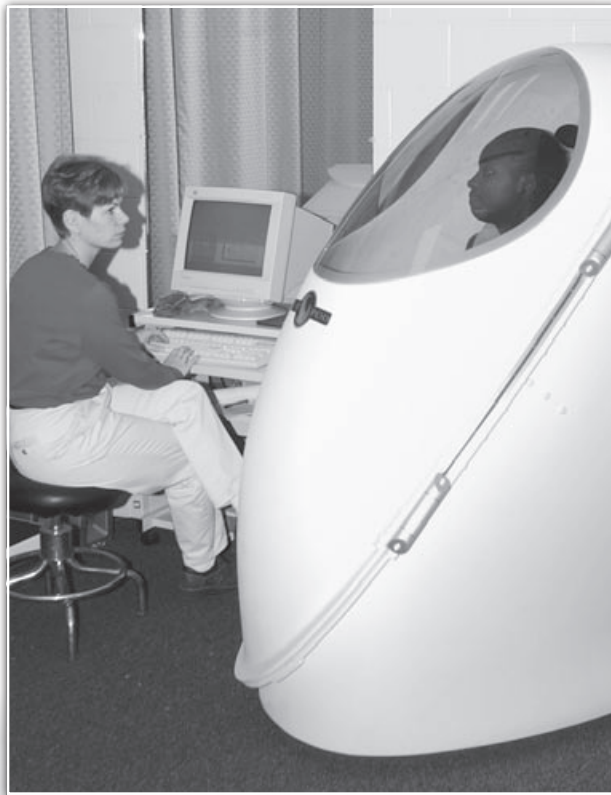
Freel works individually with student-athletes to provide them with information they need on their diet. She also provides individual players with diet counseling on issues such as gaining lean muscle mass, losing body fat, and eating choices to improve performance.

Freel gives an on-campus dining education seminar and designs individual meal plans for athletes. She also provides over 300 athletic department recipe books and supplement bars for every athletic team.

"It is extremely beneficial for our student-athletes to have nutrition education and counseling available to them in order for them to remain successful in their sports and outside of athletics," Freel said. "The individualized nutrition education allows me and the athletes to get very specific on their nutritional, personal and sport-specific goals."

Also in July 2002, the Virginia Tech Athletics Department purchased the BOD POD body composition system. Tech is one of a handful of college athletic departments using this type of technology. The BOD POD is found in many professional training facilities, such as the NFL and Major League Baseball. It accurately measures body composition (percent of body fat, lean muscle mass and fat mass) through air displacement within five minutes. Research has shown that an increase in lean muscle mass will increase athletic performance.

With its many resources, the Sports Nutrition Program has helped countless Tech athletes maximize their athletic performance.



Amy Freel uses the BOD POD (above) to measure body composition and talks with the women's basketball team about nutrition to educate them about making good food choices.



Sports Medicine

Providing experienced, professional care

The Virginia Tech Sports Medicine Department is an ever-changing and developing unit that strives to provide the most current and comprehensive care to all student-athletes. The department is constantly evolving to incorporate new ideas and state-of-the-art resources for the betterment of student-athletes.

A professional staff — including primary care physicians who are Board certified in family medicine and sports medicine, orthopaedic surgeons, certified athletic trainers, physical therapists, chiropractors, massage therapists, sport psychologists, nutritionists and orthotists — is available to manage the health care of Tech athletes.

Megan Rittler begins her third year as the athletic trainer working directly with the women's basketball team. Rittler graduated from Salisbury University in May of 2002 with a dual degree in athletic training and physical education. She began her Hokie experience in the fall of 2001 as an intern for the Virginia Tech football team. After completing her internship,

Rittler accepted a graduate position at Tech in fall 2002 working with the volleyball and lacrosse programs. While a graduate assistant, she completed her Master's degree in December of 2003 in health promotions. In January of 2004, Rittler assumed a full-time position in the Virginia Tech Sports Medicine Department, working primarily with women's basketball team.

Rittler's role with the women's basketball is to be the "gatekeeper" of all medical conditions. She coordinates all injury and illness evaluations, referrals to physicians and surgeons, and the rehabilitation of injuries. Rittler also plays a role in advocating and encouraging the use of other professionals in the Athletic Performance Department such as nutritionist Amy Freel and sport psychologist Gary Bennett. Her daily function is to treat athletes before activity and evaluate as well as treating injuries after activity (including practice, conditioning and strength training). Athlete playing status is determined jointly with the medical staff and Rittler. The daily reporting of injury

progression and playing status and alternative conditioning for injured players is the main function of her day-to-day role, along with presence at all practices for immediate medical attention.

As part of the evolution, Tech recently completed its third full year in the 4,300-square-foot Eddie Ferrell Memorial Training Room. The new facility gives the training staff a centralized area to care for the needs of all Virginia Tech student-athletes. There is top-of-the-line equipment and a unique style of architecture, developed by Glenn Reynolds, AIA, and Larry Perry as the consulting engineer.

The room, which nearly doubles the size of the former Merryman Center facility, also allows the staff to utilize that room for physical therapy, chiropractic care and massage therapy. With its completion, Virginia Tech now has more than 10,000 square feet dedicated to sports medicine, placing Tech in the top five percent nationally. In addition,



Megan Rittler works on one of Nare Diawara's knees in the Eddie Ferrell Memorial Training Room.

Megan Rittler and Coach Beth Dunkenberger comfort an injured player on the court.



the \$10 million Merryman Center, a state-of-the-art facility which includes 2,400 square feet of medical space, will supplement the new training room. This treatment room has numerous treatment modalities, including portable X-ray, electric stimulation, ultrasound, hot and cold packs and a lumbar/cervical traction unit. It also has offices for the staff, dozens of training tables, two cold tubs, whirlpools, an underwater treadmill, a Biodex System 3 and various other pieces of rehabilitation equipment. "We, as a staff, are very pleased with our new facility and the opportunity for all of us to come together for the benefit of our athletes," said Mike Goforth, director of athletic training.

After the sports medicine staff diagnoses and treats an ill or injured athlete, the staff then starts collaborative work with the strength and conditioning staff to give the best injury prevention and performance-enhancing programs possible. The training, medical, and strength and conditioning staffs each have a role in bringing the athlete back quickly and ready to play. After an injury, an athlete will go through rehabilitation and physical therapy. Athletes are then moved to weight training as they become able. The strength and conditioning staff uses specific programs for each injury in an effort to get the athlete back quickly. Prior to return to full participation, the athlete will also complete a series of drills and progressions that are specific to the athlete's position that will help ensure that the athlete is ready to return with a greatly reduced risk of re-injury.

The range of benefits that athletes have access to include: custom orthotics, custom mouth guards, specialized DonJoy prophylactic bracing and many other options to help prevent

or protect them from injuries. The sports medicine staff also takes great pride in treating the athlete year-round. Special attention is paid to off-season activity. During this time, the staff will analyze past injury data from each participant and construct a preventative program.

"If our strength and conditioning is so important, and it is, then we owe it to our athletes to provide them with the necessary resources to keep them actively participating," Goforth said. "We basically adopt the attitude that in the winter, our mission is to keep them participating on the basketball court and during the other times of the year, it is our job to keep them participating in our strength and conditioning program."

Their programs consist of strengthening, stretching and, most importantly, movement-pattern analysis and training to help prevent the re-occurrence of injuries.

"We value the off-season greatly within our department," Goforth said. "We have adopted the same mindset as our strength and conditioning staff and look at our off-season time as an opportunity to get our athletes better as opposed to time off for our staff."

Team orthopaedic surgeons Dr. Marc Siegel and Dr. Scott Urch bring a wealth of experience and skills to assist when athletes need orthopaedic surgery to repair certain types of sports-related injuries that occur from time to time.

Tech also maintains a special relationship with Montgomery Regional Hospital. Montgomery Regional Hospital is the choice for state-of-the-art equipment to perform surgeries, diagnostic imaging and processing of laboratory requests.

This year, the sports medicine staff working directly with the Hokies women's basketball team will consist of Megan Rittler, ATC, Michael Sampson, DO Team Physician, Marc Siegel, MD Orthopaedic Surgeon, and Ashley McDaniel, Student Athletic Trainer. Athletes also have the opportunity to see any physician of their choice within the sports medicine team.

Over the past 10 years, Virginia Tech has developed the reputation for producing top-level certified athletic trainers. Graduates are now employed in positions across the country at various levels of the profession: Josh Signs (Marshall), Daniel Jarvis (Villanova), Jim Shorten (Appalachian State), Chris Peduzzi (Philadelphia Eagles), Danny Sterling (UVA Wise), Joe Whitson (Southern Illinois), Jay McCloy (College of Wooster), as well as numerous others who are employed at the high school, collegiate and clinical levels.



Dr. Marc Siegel
Orthopaedic Surgeon



Dr. Michael Sampson
Team Physician



Megan Rittler
Athletic Trainer

hokiesports.com

Comprehensive Web site is the official source for information on Virginia Tech sports

Regardless of where they are, Virginia Tech sports fans have the luxury of getting up-to-date information on their favorite Tech sports or athletes on a daily basis. hokiesports.com is every Tech fan's source for fast, accurate and official coverage of all Hokie sports teams and events.

hokiesports.com is the lead site of six official Virginia Tech athletics auxiliary sites. These include hokiephotos.com, hokietv.com, hokietickets.com, hokiepages.com and hokieshop.com.

There is also a direct link to the popular on-line version of *hokiesports the newspaper*.

hokiephotos.com allows fans to purchase select athletics department photos of some of the most memorable athletes and moments in Virginia Tech history. hokietv.com provides streaming video clips that are exclusive to the

site. Coach and player interviews and video coverage of events that are one-of-a-kind are available. hokietv.com broadcasts the weekly *Hokie Hotline* radio show, football media conferences and postgame interviews in the live streaming format for the 2005 season.

hokietickets.com contains links and updates about tickets for Hokie athletics events, while the popular hokiepages.com provides the user with great wallpapers to add to their computers, extra photo scrapbooks, on-line greeting cards and many new features which change every day.

On the main site, hokiesports.com, one can find an array of information on Tech athletics. Through the efforts of the sports information department, pregame releases, game stories and individual features, as well as up-to-date statistics and results for all 21 athletic teams are posted, providing the fastest, most complete source for Hokie news on the Web. Other offerings include individual home pages for each Virginia Tech sport. Breaking news and

archived releases can be found, along with media guides containing player and coaching staff profiles, schedules, records, historical information and other pertinent facts for every sport.

Also, accessible on every sport's home page are the rosters, with links to player bios, schedules and results, as well as conference standings. With fast "live stats," fans can view home football, men's and women's basketball, baseball, softball, men's and women's tennis, volleyball, lacrosse and wrestling stats as they happen via the Web.

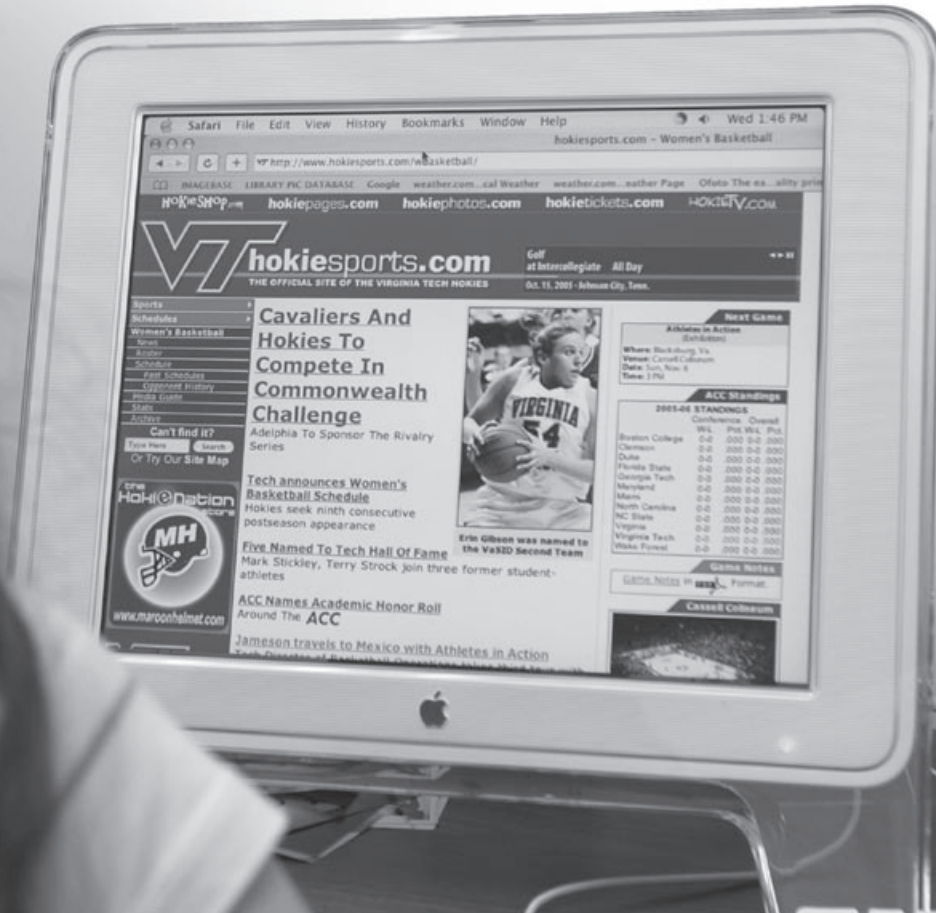
The in-house site was launched on Nov.

29, 1999. Since August 2003, hokiesports.com has averaged more than one million unique visitors per year.

The site is managed and designed by webmaster Damian Salas. Student interns and workers assist with the site.



Damian Salas
Webmaster



hokiesports the newspaper

In-house publication provides in-depth coverage

Tech enjoyed its first season in the ACC and one entity brought fans coverage of all 21 sports every step of the way during the Hokies' inaugural season in their new home — *hokiesports the newspaper*.

But then, the newspaper has been doing this for Tech fans for more than 20 years. Formerly *The Hokie Huddler*, the idea of a newspaper came about in 1984 when then director of athletics and football coach Bill Dooley wanted an in-house publication devoted to coverage of all of Tech's sports, primarily football. Since then, the newspaper has undergone numerous changes, including a name change and a move to the Internet. But providing accurate, timely and quality information remains the constant for the newspaper staff.

Today, there are more than 7,500 devoted subscribers to the print version, and almost 200 registered for the on-line version of the paper, which became available to Hokie fans in the fall of 2000. *hokiesports the newspaper* is a colorful publication that is printed 33 times per year (weekly during football and basketball seasons and bi-monthly during the spring). The newspaper consists of the ever-popular "Insider" section, which is a page of short blurbs of interesting "inside" information — things one won't get anywhere else.

With *hokiesports the newspaper* being owned by the athletics department, it allows the staff to be closer to coaches and players to get that inside information. Most sports publications of this kind are independent of their school's athletics departments.

The up-to-date news provided in the paper is primarily on football, men's and women's basketball and baseball. Fans can get the depth chart (during the football season), features on players and former athletes (the "Where are They Now?" section), statistics and standings, notes and quotes and recruiting profiles on football,

men's and women's basketball recruits, along with information about other sports recruits as well.

Jimmy Robertson, a 1994 graduate of Roanoke College, serves as the editor of the publication. Robertson has been the editor for nine years and has won four national awards, including two in 2004 when his feature on former Tech tailback Kevin Jones was voted the "Best Football Feature" by the College Sports Publisher's Association and his story on international student-athletes was voted the "Best Olympic Sports Feature" by CSPA.

Matt Spiers, a native of Richmond and a 2000 graduate of Virginia Tech, has been the assistant editor since 2000 and handles the layout and design of the publication, while also covering women's basketball and writing features. Veteran photographer David Knachel, who began working on the paper in 1985, takes all the photos and designs the cover for each issue. Bill Roth, the Voice of the Hokies, is a weekly guest columnist.

For the printed version of *hokiesports the newspaper*, a one-year subscription costs

\$37.95, while a two-year subscription costs \$69.95. For an additional \$12 per year, fans who subscribe to the print version can access the on-line version. Or, for \$25 annually, fans who don't subscribe to the print version can view the entire newspaper via the Internet. Also, newspapers are available on newsstands at certain convenience stores through the Blacksburg-Christiansburg area. For additional subscription information, call the *hokiesports the newspaper* office at (540) 231-3908, or visit the Web site at www.hokiesports.com.



Jimmy Robertson
Editor



Matt Spiers
Assistant Editor

Virginia Tech Athletic Fund

The 2004-2005 year was a great success with another record-setting performance for the Virginia Tech Athletic Fund, commonly referred to as the Hokie Club. Enthusiastic and supportive Hokie Club members helped the Hokie Club raise a record total of over \$24 million to support the scholarship and capital needs of the Athletics Department.

The Hokie Club is charged with raising funds to support the scholarship, capital and programmatic needs of the Athletics Department. Donors make gifts in outright forms such as cash, real estate, securities, gifts in kind or corporate matching programs. Planned or deferred gifts such as a will, living trust, life income trust, retirement plans, life insurance or charitable lead trusts are also accepted.

"Our first year in the Atlantic Coast Conference was exciting and we look forward to the future," said Lu Merritt, Director of Development for Intercollegiate Athletics.

Merritt has served as Director of the Athletic Fund since 1994. He came to Virginia Tech after a 23-year career in banking. A 1968 graduate of Tech, he received his degree in business administration with a major in management. While at Tech, he was a member of the tennis team, serving as captain in 1967. Following

graduation, Merritt served in the U.S. Army including a tour of duty in Vietnam.

John Moody, Associate Director of Development, focuses on major gift fundraising and special projects. A former football player at Tech, Moody has worked in the Hokie Club for 33 years.

David Everett, Director of Major Gifts, serves the Richmond area, in addition to his major gift responsibilities. Everett was a member of the Hokies' 1986 Peach Bowl Championship team.

Terry Bolt, Director of Development for Special Events and the Athletic Annual Fund, serves the Tidewater areas of Virginia, has major gift responsibilities and also oversees the planning and direction of the Annual Fund.

Brian Thornburg, Assistant Director of Development, serves southwest and central Virginia as well as the areas of North Carolina, South Carolina, Tennessee and Georgia while assisting with the annual fund.

Scott Davis, Assistant Director of Development, serves the northern areas of Virginia, as well as the areas of West Virginia and Maryland while assisting with the annual fund. Scott is a former Assistant Basketball Coach and basketball player ('86 - '90).

Sharon Linkous manages all member gifts, records, and benefits for Hokie Club members as well as working closely with the Hokie Representative program. Vicky Moore handles gift entry and membership records for Hokie Club members. Dana Partin also helps with gift entry and updating member records. Diana Fain manages the budget process and produces all meeting notices for the Hokie Clubs. Jane Broadwater serves as executive secretary for the office. Nancy Gabbard works part-time in the office, bringing additional experience to the team.

The Athletic Fund is proud of its volunteers who help ensure that 65 Hokie Clubs throughout Virginia, West Virginia, Maryland, North and South Carolina, Delaware, New Jersey, Georgia, Pennsylvania and Tennessee continue in their active efforts to support and promote athletics at Virginia Tech. Along with bus trips, game-watching parties and other social events, Tech alumni, fans and friends gather to cheer on the Hokies.

John Clary of Lawrenceville, Va., is the current president of the Virginia Tech Athletic Fund and Renny Lynch of Roanoke, Va., is the vice president.

The Hokie Hardwood Club

The Hokie Hardwood Club, formerly known as the Diamond Club, has been in existence for more than 20 years. The mission of the Hokie

Hardwood Club is to increase public awareness of the Virginia Tech Women's Basketball Program, to raise the level of community support for all aspects of the program, and to provide the level of spirit and resources required for a program of national prominence. The club conducts fundraisers during the year in support of the

women's basketball program. Fundraising efforts helped with some of the team's expenses on its summer of 2000 trip to Europe, as well as the


recently completed trip to Australia the summer of 2004. Members of the Hokie Hardwood Club travel to several away games each season.



The Hokie Hardwood Club is a major supporter of the women's basketball program. Two major gifts from the Hardwood Club were received at halftime of a game last season.

Spreading the News

Virginia Tech uses various means and all the latest technology to communicate about the Hokies

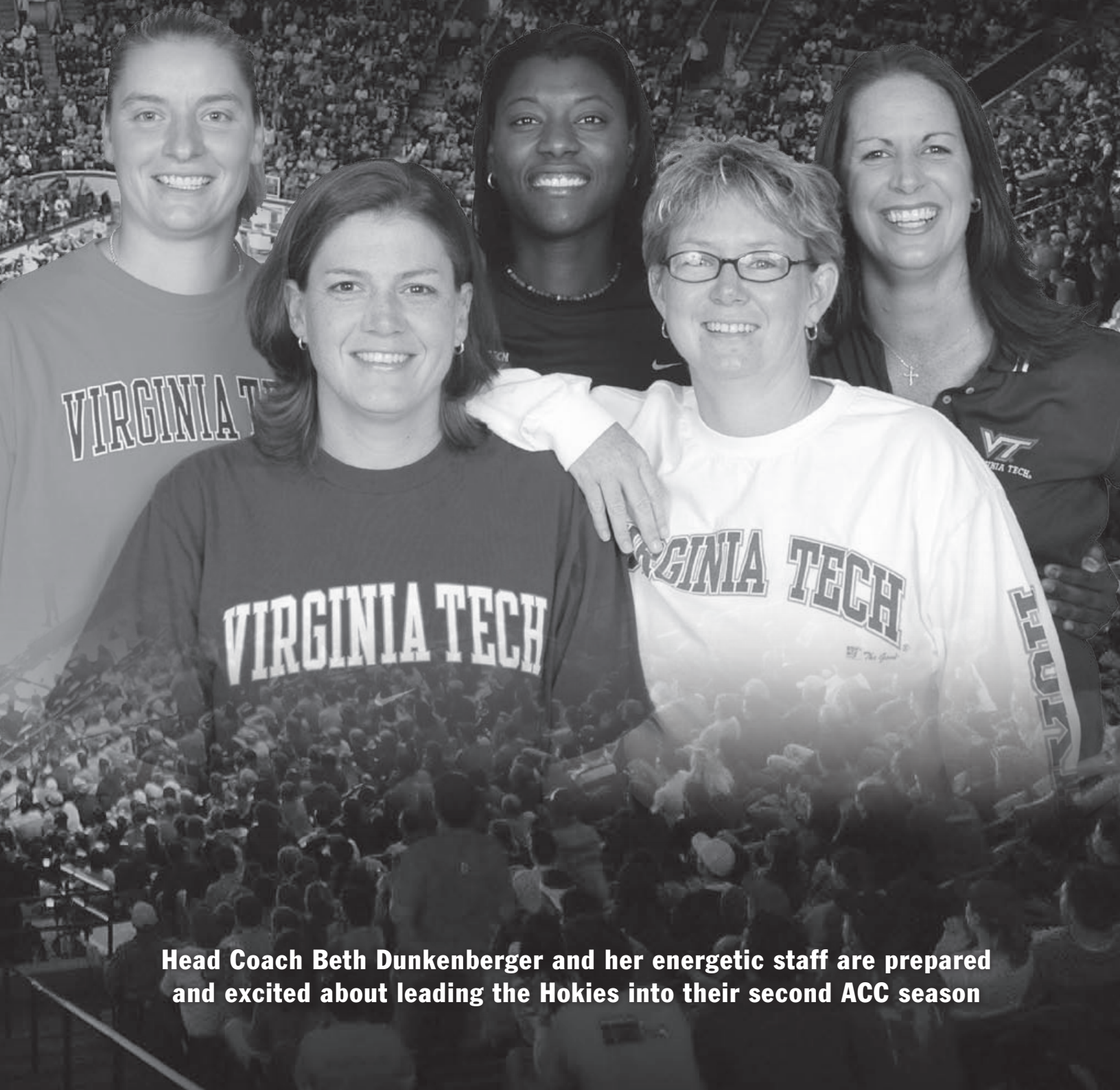


*Working to get the word out (clockwise, from top right): Assistant SID Torye Hurst facilitates media coverage; the Hokies receive national exposure with many televised games; all of Tech's games are broadcast on the radio and Internet, with Jerry Massey calling the action; Tech's video production unit is second to none; Assistant SID David Knachel provides images and designs the media guide; information about the program is also distributed through the Website, hokiesports.com, and the athletic department's official publication, *hokiesports the newspaper*.*





MEET THE COACHES



Head Coach Beth Dunkenberger and her energetic staff are prepared and excited about leading the Hokies into their second ACC season



HEAD COACH

Beth Dunkenberger

basketball program into the Atlantic Coast Conference," Virginia Tech Director of Athletics Jim Weaver said. "She is a personable and energetic young woman who is committed to building upon the momentum Virginia Tech has in place in women's basketball."

Dunkenberger is no stranger to the Virginia Tech women's basketball program, having served on Carol Alfano's staff for nine years (1988-97). She worked as a graduate assistant for two years before being promoted to a full-time assistant position. She helped lead the Hokies to the 1994 and 1995 NCAA Tournaments, the first two appearances in school history. Dunkenberger not only helped lead Tech to two NCAA Tournaments, but also to the Metro Conference Tournament Championship in 1994 and the Metro Conference regular season championship in 1995. She served three years as recruiting coordinator and was responsible for signing Tere Williams, the first Parade All-American in the school's history. In addition, Dunkenberger assisted in recruiting seven members of the Tech 1,000-point club

and four of the top six scorers in the program's history.

Dunkenberger came to Blacksburg after guiding Western Carolina to a 65-50 record, including a 14-17 mark in her last season when the sixth-seeded Catamounts won three games to advance to the Southern Conference Tournament finals. The program had only won a total of four tournament games in its 20 years in the Southern Conference prior to last season's historic run in the event.

The Catamounts came up with huge wins during the 2002-03 season, including a 73-69 victory over Chattanooga on the road and clinching second place in the SoCon heading into the league tournament with a 64-54 win over UNC Greensboro.

Dunkenberger's efforts earned her 2002-03 Southern Conference Coach of the Year honors as the Catamounts finished the season with a 21-7 record, the program's best since beginning NCAA Division I competition in 1981-82. It was the first time a WCU women's basketball coach had received the recognition.

Beth Dunkenberger begins her second season as the head coach of the Virginia Tech women's basketball team after guiding the Hokies to the NCAA Tournament during their inaugural ACC season.

Dunkenberger was named the fifth head women's basketball coach at Virginia Tech on April 6, 2004.

"I believe Beth Dunkenberger is the right person to lead the Virginia Tech women's



In Dunkenberger's first season as a head coach (2000-01), the Cats posted a 13-15 record, marking the program's most wins in 12 seasons. She backed that up with a 17-11 scoresheet in the 2001-02 season. Dunkenberger reached 50 wins faster than any other head coach in the program's history.

Not only have her teams been successful, but her student-athletes themselves garnered several awards and recognition during the Dunkenberger eras at Virginia Tech and Western Carolina. Last year, Erin Gibson and Carrie Mason were named to the *ESPN The Magazine* Academic All-America District III University Division team. Gibson was also selected as one of 29 ACC scholar-athletes to be named as a recipient of the ACC Postgraduate Scholarship, which is awarded to individuals who have performed with distinction in both the classroom and in their respective sports, while demonstrating exemplary conduct in the community.

In 2003-04 at Western Carolina, Tiffany Hamm was named to the SoCon All-Conference team after being voted the 2002-03 Player of the Year by the SoCon Sports Media Association. Hamm also earned 2002-03 all-conference honors along with teammate Jennifer Gardner, while Erin May graced the all-freshman team. It was the fourth consecutive year a WCU athlete was represented on the all-rookie list.

In addition to the athletic honors, Yoneko Allen was named to the 2004 Verizon Academic All-America third team after being named to the All-District III team for the third consecutive season. She is also a two-time Arthur Ashe, Jr., Sports Scholar along with teammate Christy Blackwell, who received the honor once. Laura Echols racked up quite a number of honors in her last two seasons under Dunkenberger's tutelage. Echols was named to the 2001 and 2002 Verizon

Academic All-District III teams, the 2001 and 2002 all-conference teams and a SoCon Player of the Week three times.

Dunkenberger's emphasis on the importance of academics is easily recognized. Her 2000-01 squad finished in the top 25 in the nation for women's basketball programs academically, ranking sixth with an overall team GPA of 3.313.

During Dunkenberger's three-year tenure as an assistant coach, the last as recruiting coordinator, at the University of Florida, she helped the Gators to a 63-36 overall record. The Lady Gators advanced to postseason play all three years she was there, with the 1997-98 team making an appearance in the Sweet Sixteen. While in Gainesville, Dunkenberger had the opportunity to help coach five players who have played in the WNBA.

Dunkenberger was valedictorian at Shawsville High School and graduated cum laude from Randolph-Macon College with a Bachelor of Science degree in mathematics in 1988. She was named academic all-district as well as all-conference. She continued her education by earning a Master of Science in education at Virginia Tech in 1990. Dunkenberger also served as the commencement speaker at both her high school and her undergraduate graduation ceremonies. A native of Shawsville, Va., she is the daughter of Tom and Rebecca Dunkenberger.

Personal

Birthplace: Roanoke, Va.
Hometown: Shawsville, Va.

Education

Virginia Tech (Blacksburg, Va.)
M.S. Education- Sports Management 1988-90
Randolph-Macon (Ashland, Va.) 1984-88
B.S. Mathematics

Playing Career

Randolph-Macon 1984-88
All-conference selection
Academic District All-American
Top student-athlete in 1988

Coaching Career

Virginia Tech: Graduate Assistant 1988-90
Assistant Coach 1990-97
Metro Conf. tournament title 1993-94
NCAA first round 1993-94
Metro Conf. regular season title 1994-95
NCAA second round 1994-95
Florida: Assistant Coach 1997-00
NCAA Sweet 16 1997-98
NCAA Tournament 1998-99
NIT Championship Runner-up 1999-00
Western Carolina: Head Coach 2000-04
Southern Conf. Coach of the Year 2002-03
Most victories in school history 2002-03
Southern Conf. Trn. runner-up 2003-04
Virginia Tech: Head Coach 2004-present
NCAA first round 2005



A Talk with Beth Dunkenberger

This past year has certainly been a busy one for you after being hired as women's basketball coach in April of 2004. What was this hectic first year like for you?

This year has actually been a dream come true for me. To become a head coach in the ACC, at Virginia Tech, has been a great experience for me. We had about as exciting a season as you can have with many games coming right down to the wire. As players and coaches you want to be in a position to win at the end of the game.

What are your general thoughts about last season?

I thought our team really competed well in the nation's toughest conference. Our theme for this year will be to 'find a way.' We are searching to find a way to win every single close game we play. The experience was a good one for our players and coaching staff and will prepare us better for our second year in the ACC.

The team played in several tight contests last year, including four overtime games. How will that experience factor into this year's squad, which will probably face many of the same situations this season?

Those games have already affected our team during the offseason. The determination I see in this group of players is incredible. Their workouts throughout the spring, summer, and now the fall, are preparing them for the best season of Virginia Tech basketball. Our success this season will be built with the mental toughness and conditioning we have developed during the offseason.

What effect does the loss of Erin Gibson, the lone senior on last year's team, have on this year's group?

Erin was not only a great basketball player, but an emotional leader for our team. We are blessed with a very large senior class, and with five seniors I believe they can step up and lead this year's team. However, there is no question that Erin will be missed.

What are your impressions of the returning starters as a group and how they handled the first year in the ACC?

I think there was a definite adjustment to the style of play in the conference. Now that we have gone through that inaugural season, we can use the experience as a valuable learning tool, and we will continue to get better and grow as a team.



Kerri Gardin really came on in the second half of the season, especially in ACC games where she averaged a double-double. What are your expectations of her this season?

We want Kerri to start off the season in the manner she concluded last year. She certainly flourished as she adjusted to our up-tempo style of play. Kerri is a very gifted, talented player, and we want to continue to help her develop her confidence, which will help her reach her full potential during her senior season, and beyond to the WNBA.

Dawn Chriss showed her scoring potential last year with 33 points, the second most ever for a Tech player, at Florida State. Describe her development as an offensive player in the past year.

One of Dawn's weaknesses is that she is unselfish. She will turn down open shots and opportunities to create. When Dawn understands that it helps our team when she is aggressive and attacks, that's when you see

performances from her like she had at Florida State and in the final games of last season.

Carrie Mason returns to direct the offense. How important is it to have a point-guard with so much experience?

What makes Carrie so dangerous is that she can do so many different things with the ball. She can deliver the pass, knock down the open shot off the pass or dribble, on the inside or on the perimeter. Carrie is such a smart player and is a true coach on the floor.

Kirby Copeland is a very high-energy type of player who makes her presence known as soon as she enters a game. What role will she play on this year's team?

Kirby plays extremely hard on both ends of the floor and is the perfect example of how great defense creates offense. You see that spark on defense and more often than not, she is leading the break for a layup. Kirby is a fun player to watch because she works so hard.

What are your expectations for this year's recruiting class?

I think we brought in some top-notch student-athletes this year. Both Amber Hall and Laura Haskins are extremely bright and extremely competitive and they will help us win the tight games down the stretch this season.

After missing last season with a knee injury, what do you expect from Brittany Cook this year?

Brittany is another extremely bright player and one of the best shooters I have ever seen. Before her injury last year, she more than held her own against our players and I expect her to step right in and contribute immediately.

Give some of your impressions of the ACC now that you have experienced it first-hand as a coach.

The conference was exactly what I had expected. Night-in and night-out there are no easy games in the ACC, and you must be ready to step up and play against every single opponent. You're looking at a conference featuring some of the best coaches in the nation from some of the traditionally strongest teams in the country. It is exciting for Virginia Tech to have the opportunity to earn our place among those programs.

Beth Dunkenberger with five WNBA players she coached — Brandi McCain and Tiffany Travis (with assistant Bobbie Kelsey), and Tonya Washington, Murriel Page and Tamara Stocks.

Once again this season, you are participating in three tournaments during the regular season. Where most programs will play in two tournaments, why did you decide on the third event?

We like tournaments because they are what the name of the game is at the end of the season. You have the ACC tournament, which is always going to be tough and then the NCAA Championship. Playing in so many in-season tournaments gives us the opportunity to compete for three championships before the conference event, and prepares us for having to play on consecutive days.

During your first year, you were able to experience the tremendous support the

Virginia Tech women's basketball program has from its supporters, both as fans in the stands and through financial contributions. What does this type of support mean for both the short- and long-term success of the program?

This tremendous support is just another reason why Virginia Tech is truly a great place to be a student-athlete. For us to be 24th in the nation in attendance is incredible, with our having played so many televised games where fans could instead decide to stay at home and watch the game on TV. Rather than that, our fans come out and show their support in person. They also step up financially and provide us with whatever we need in order to be successful.



DUNKENBERGER'S RECORD VS. ALL OPPONENTS

Opponent	Record	Streak	Last Meeting	Opponent	Record	First meeting
Alabama	1-0	Won 1	W, 72-59, Dec. 4, 2004	Longwood	0-0	First meeting
Appalachian State	6-2	Lost 1	L, 64-72, Feb. 28, 2004	Louisiana-Monroe	0-0	First meeting
Bethune-Cookman	1-0	Won 1	W, 65-52, Nov. 16, 2001	Marshall	0-0	First meeting
Boston College	0-0		First meeting	Maryland	2-0	Won 2 W, 87-79, Feb. 24, 2005
Campbell	3-1	Won 3	W, 56-43, Nov. 21, 2003	Miami (Fla.)	1-1	Won 1 W, 90-45, Feb. 27, 2005
Central Florida	1-0	Won 1	W, 77-74, Nov. 17, 2001	Minnesota	0-1	Lost 1 L, 56-70, Nov. 20, 2004
Chattanooga	1-8	Lost 3	L, 66-75, Mar. 5, 2004	North Carolina	0-2	Lost 2 L, 67-93, Feb. 11, 2005
Clemson	1-1	Won 1	W, 81-66, Jan. 20, 2005	North Carolina State	0-1	Lost 1 L, 75-76, Jan. 17, 2005
Coastal Carolina	1-0	Won 1	W, 69-51, Nov. 25, 2000	Old Dominion	0-1	Lost 1 L, 56-87, Nov. 27, 2004
College of Charleston	7-1	Won 5	W, 74-58, Jan. 31, 2004	Radford	2-0	Won 2 W, 78-68, Dec. 7, 2002
Davidson	8-3	Won 4	W, 87-62, Dec. 30, 2004	Richmond	1-0	Won 1 W, 79-63, Feb. 2, 2005
Denver	0-1	Lost 1	L, 64-65, Nov. 28, 2003	St. Francis (Pa.)	1-0	Won 1 W, 77-62, Dec. 12, 2004
DePaul	0-1	Lost 1	L, 78-79, Mar. 20, 2005	St. Mary's (Calif.)	1-0	Won 1 W, 70-67, Nov. 29, 2002
Duke	0-1	Lost 1	L, 67-88, Jan. 9, 2005	Savannah State	2-0	Won 2 W, 71-56, Dec. 9, 2002
East Tennessee State	3-5	Lost 2	L, 73-78, Feb. 9, 2004	Southern Methodist	0-0	First meeting
Eastern Kentucky	0-1	Lost 1	L, 71-93, Dec. 17, 2003	Southern Mississippi	1-0	Won 1 W, 105-40, Dec. 28, 2004
Elon	1-2	Lost 2	L, 45-57, Feb. 17, 2004	Tennessee State	1-0	Won 1 W, 67-59, Nov. 29, 2001
Evansville	0-0		First meeting	Texas A&M-Corpus Christi	0-0	First meeting
Florida State	0-2	Lost 2	L, 83-94, Feb. 19, 2005	Texas Tech	1-0	Won 1 W, 71-70, Dec. 19, 2004
Fordham	1-0	Won 1	W, 80-67, Jan. 6, 2005	UNC Asheville	3-1	Lost 1 L, 41-51, Dec. 6, 2003
Furman	5-6	Won 2	W, 75-66, Mar. 5, 2004	UNC Greensboro	4-4	Won 1 W, 66-44, Feb. 14, 2004
Gardner Webb	2-0	Won 2	W, 85-62, Nov. 22, 2002	UNC Wilmington	0-1	Lost 1 L, 68-75, Dec. 3, 2000
Georgia Southern	4-4	Won 1	W, 65-57, Jan. 24, 2004	Valparaiso	1-0	Won 1 W, 64-57, Nov. 19, 2004
Georgia State	0-1	Lost 1	L, 65-76, Jan. 11, 2001	Virginia	0-2	Lost 2 L, 58-61, Feb. 13, 2005
Georgia Tech	1-0	Won 1	W, 73-48, Feb. 16, 2005	Wake Forest	1-1	Lost 1 L, 56-61, Feb. 4, 2005
High Point	1-1	Lost 1	L, 49-56, Nov. 25, 2003	Western Michigan	1-0	Won 1 W, 72-57, Dec. 18, 2004
James Madison	1-0	Won 1	W, 80-67, Nov. 23, 2004			
Liberty	1-0	Won 1	W, 66-55, Dec. 7, 2004			

Bold indicates 2005-06 opponents; (records include previous results from Western Carolina)



ASSISTANT COACH

Shellie Greenman

Shellie Greenman is in her second year on the Virginia Tech staff after serving on Beth Dunkenberger's staff as associate head coach and recruiting coordinator at Western Carolina. Greenman previously served on Carol Alfano's Virginia Tech staff from 1988-93.

As the recruiting coordinator for Western Carolina, Greenman organized all recruiting efforts. She continues those duties at Tech, and is also responsible for coaching the guards and working with the offense.

"Shellie has been instrumental in finding the right players to help us build a championship program," Dunkenberger said. "It takes more

than just talented athletes to win. We need players who are dedicated and hard-working, who are competitive, who put our team first and who are also good people. Shellie searches far and wide to find those special people."

Greenman has been coaching at the Division I level for 15 years. She worked previously at Western Carolina under Head Coach Gary Peters from 1993-96. Greenman has also completed stints at Miami University (Ohio) and Tennessee-Chattanooga. She has the impressive distinction of having recruited a player who was named the Conference Rookie of the Year at each of the three schools.

Greenman earned her bachelor's degree in 1988 from Emory and Henry College and went on to earn her master's in 1990 at Virginia Tech. At the start of her career, Greenman worked as an assistant coach with Dunkenberger for five years at Virginia Tech. A four-year letterwinner in basketball at Emory and Henry, Greenman led her team to the ODAC Conference championship in 1988 as she was named to the all-tournament team. The daughter of Bill and Joan Greenman, she originally hails from Blacksburg, Va. In her spare time, she enjoys playing with her nephews, Austin and Jake, and neice, Emilie Rose.

Personal

Birthplace: Asheville, N.C.
Hometown: Blacksburg, Va.

Education

Virginia Tech (Blacksburg, Va.)
M.S. Education - Health and PE, 1988-90
Emory & Henry (Emory, Va.), 1984-88
B.S. Physical Education

Playing Career

Emory & Henry, 1984-88
1988 ODAC regular and tournament champs
1988 ODAC All-tournament team

Coaching Career

Virginia Tech: Volunteer Asst. Coach, 1988-90
Restricted Earnings Coach, 1990-93
Western Carolina: Asst. Coach, 1993-96
Tenn.-Chattanooga: Asst. Coach, 1996-98
Miami University: Asst. Coach, 1998-00
Western Carolina: Assoc. Head Coach, 2000-04
Most Victories in School History (21), 2002-03
Southern Conference tournament runner-up, 2003-04
Virginia Tech: Asst. Coach, 2004-present
NCAA first round, 2005

A Few Moments with Shellie

What are the major differences in recruiting in the ACC as compared with other conferences you have been a part of during your career?

The biggest difference is obviously the athletic ability and skill level of the players we are recruiting to play in the ACC. When you recruit at a lower level you have to wait and see what's left after the higher profile schools make their offers. Now we are the ones making offers to the top players in the country!

How has the guard position changed in your coaching career and what are some of the characteristics a guard must have to be successful in today's women's game?

Players today, regardless of position, are bigger, faster and stronger than ever. We have guards now that are as big as some power forwards. We look for student-athletes that are smart and competitive. If they are successful in the classroom then that will more than likely carry over to the court. The other thing I think that goes along with that is work ethic. There is a definite correlation between the two.





ASSISTANT COACH

Bobbie Kelsey

Gardner, the league's most accurate shooter that same year, making over 51 percent of her shots.

Kelsey spent the 2000-02 seasons as the top assistant and recruiting coordinator for the University of Evansville. Prior to her stint with the Aces, she was an assistant coach at the University of Florida for two seasons where she was responsible for film exchange, scouting and coaching the posts. Kelsey helped the Lady Gators to back-to-back post-season appearances, including an NCAA Tournament trip in 1999 and a trip to the WNIT Championship game in 2000.

Prior to her tenure at Florida, Kelsey served as a practice player for the Atlanta Glory of the American Basketball League for one year and as an assistant at Boise State University for one season.

"We are extremely pleased to have Bobbie here with us," said Dunkenberger. "I had the opportunity to work with her at Florida for two years and know that she brings a strong competitive attitude to our program. Having played in three Final Fours and been a part of a National Championship team at Stanford, she brings a wealth of successful experience to our team."

Born in Pontiac, Mich., Bobbie is the daughter of Melvin and Janice Kelsey.

Personal

Birthplace: Pontiac, Mich.
Hometown: Decatur, Ga.

Education

Stanford (Stanford, Calif.), 1991-96
B.A. Communication

Playing Career

Stanford, National Champions, 1991-92
1992, '95, '96 Final Fours
1993, '94 Regional Semifinals
Four Pac-10 Championships
1994-95 & 95-96 Co-captain
1992 & '96 Team Most Inspirational Player
Team Most Improved Player, 1993-94
Atlanta Glory (ABL), 1997-98 Practice player

Coaching Career

Boise State: Asst. Coach, 1996-97
Florida: Asst. Coach, 1998-00
NCAA Tournament, 1998-99
WNIT Runner-up, 1999-00
Evansville: Asst. Coach, 2000-02
Western Carolina: Asst. Coach, 2002-04
Most Wins in School History (21), 2002-03
Southern Conf. Trn. runner-up, 2003-04
Virginia Tech: Asst. Coach, 2004-present
NCAA first round, 2005

Bobbie Kelsey, a native of Decatur, Ga., is in her fourth year on Beth Dunkenberger's staff.

As a player, Kelsey had an outstanding collegiate career at Stanford University. She helped the Cardinal to three Final Four appearances in five years and was a member of the 1992 National Championship team. Kelsey was a team co-captain in 1995 and 1996, voted the team's most inspirational player in 1992 and 1996, and named the team's most improved player in 1993. She earned her B.A. in communication from Stanford in 1996.

While at Western Carolina, Kelsey coached the post players and assisted with recruiting and camps. She coached 2002-03 SoCon Player of the Year Tiffany Hamm as well as Jennifer

A Few Moments with Bobbie

What aspects of Virginia Tech do you emphasize to recruits?

When talking to recruits I emphasize the blue collar work ethic we have here as Hokies. VT is not as glitzy or glamorous as some other ACC schools but we possess an environment that no other school can match — fan support. We have the best attendance by far of any other ACC women's basketball program. If they want to come to a school that has substance, then Virginia Tech is the place to be.

What were your impressions of the fan support for the women's basketball program last season?

Our fan support is something we hang our hat on. We have the best fans in the country and they prove that time and time again by traveling to wherever the Hokies are playing. Rarely do we go anywhere and there is not a "gang" of Hokies cheering their rear ends off. We have more fans than the home team in many instances. That's what I love about being a Hokie.





ASSISTANT COACH

Stacy Cantley

University of North Carolina at Wilmington for three seasons. While at Wilmington, Cantley scouted, produced highlight tapes and coordinated scheduling for the team. She also developed the perimeter and post players. Cantley has been a member of the Women's Basketball Coaches Association since 1999.

"We are very excited to have someone with Stacy's experience on our staff," stated Dunkenberger. "She is a tireless worker who is a huge asset to our program."

Cantley earned her bachelor's degree in physical education in 1999 from UNC Wilmington, where she was a four-year letterwinner in basketball. Cantley finished her career at Wilmington on the school's top 10 all-time list in rebounds.

Born in Beckley, W.Va., Stacy is the daughter of Larry and Patricia Cantley.

Stacy Cantley begins her seventh season as a collegiate coach and fifth on head coach Beth Dunkenberger's staff. She also oversees all conditioning programs for the team.

Prior to joining Dunkenberger's staff at WCU, Cantley was an assistant coach at the

Personal

Birthplace: Beckley, W.Va.
Hometown: Beckley, W.Va.

Education

UNC Wilmington (Wilmington, N.C.)
B.A. Physical Education

Playing Career

UNC Wilmington,
Top 10 career rebounds
Four-year letterwinner

Coaching Career

UNC Wilmington: Student Coach, 1998-99
Restricted Earnings Coach, 1999-00
Asst. Coach, 2000-01
Western Carolina: Assistant Coach, 2001-04
Most Wins in School History (21), 2002-03
Southern Conf. Trn. runner-up, 2003-04
Virginia Tech: Asst. Coach, 2004-present
NCAA first round, 2005

A Few Moments with Stacy

How much has conditioning changed, both in- and off-season, over the last few years?

Conditioning for pre- and post-season used to consist more of your long distance running for cardio. Now I feel we focus more on agility and quickness. We are more oriented around weightlifting, agility work, and shorter distant sprints. Players are getting stronger and faster because of the time spent with agility and quickness. In-season has not changed much over the years. We still do game situations, scrimmage, and of course, sprints on the court as much as possible to get in game shape.

What are the elements that have kept this coaching staff together?

When you surround yourself with such good people and good friends, it's hard to fall apart. The trust, companionship, loyalty, and dedication that we all have for one another and for our program goes a long way. Having similar goals and aspirations for ourselves, and for the program, helps to keep us unified.



DIRECTOR OF BASKETBALL OPERATIONS

Jill Jameson



Jill Jameson begins her second season with the women's basketball staff as the director of basketball operations.

"We are thrilled to have Jill back on the staff at Virginia Tech," said Dunkenberger. "Jill is a graduate of Virginia Tech and was an assistant coach when we won the program's first conference regular season and tournament titles and advanced into the NCAA Tournament. Her 11 years of college coaching experience will be a tremendous asset to the program."

Jameson earned a Master of Science degree in education from Virginia Tech in 1995 and returned to Blacksburg, Va., after serving as assistant women's basketball coach at Marquette University for three years. At Marquette, Jameson served as recruiting coordinator, assisted with on-court coaching specializing in the development of the guards, assisted in film evaluation and scouting, and organized the marketing and promotions for the women's basketball program.

Prior to her time at Marquette, Jameson was an assistant at Tennessee-Chattanooga (1998-2001) where she helped the program capture two Southern Conference regular season championships (2000, '01), the 2001 SoCon tournament title, an appearance in the 2001 NCAA Tournament, as well as the 2000 WNIT Second Round.

Jameson was assistant coach and recruiting coordinator at Francis Marion (1997-98), which won the 1998 Peach Belt Athletic Conference tournament title and advanced to the NCAA

Division II Final Four. She began her coaching career at Virginia Tech (1993-97) as an assistant coach after receiving a Bachelor of Science degree from Northern Iowa. While on the Tech staff, Jameson assisted with all aspects of the program both on and off the court.

Jameson has been very active with Athletes in Action, touring with the team in Macedonia in 2000 and Mexico this year.

In the director of basketball operations position at Virginia Tech, Jameson will coordinate team travel, serve as a liaison with the Hardwood Club including the Annual Women's Basketball Auction, coordinate film exchange and community service work for the team and will be the director of women's basketball summer camps. Born in Tell City, Ind., Jill is the daughter of John and Joyce Jameson.



Personal

Birthplace: Tell City, Ind.
Hometown: North Vernon, Ind.

Education

Virginia Tech (Blacksburg, Va.), 1993-95
M.S. Education
Northern Iowa (Cedar Falls, Iowa), 1988-93
B.S. Physical Education

Playing Career

Northern Iowa, 1988-92
Four-year letterwinner
Three-year starter
Athletes in Action
Member of Australia tour team

Coaching Career

Virginia Tech: Assistant Coach, 1995-97
Graduate Assistant, 1993-95
Metro Conf. Trn. title, 1993-94
NCAA first round, 1993-94
Metro Conf. regular season title, 1994-95
NCAA second round, 1994-95
Francis Marion: Assistant Coach, 1997-98
Division II Final Four, 1997-98
Peach Belt Athletic Conf. Champions, 1997-98
Peach Belt Athletic Conf. Trn. Champs, 1997-98
Tenn-Chattanooga: Assistant Coach, 1998-01
2001 Southern Conf. reg. season co-champs
2001 Southern Conf. Trn. champs
2001 NCAA Tournament
2000 Southern Conf. regular season champs
2000 WNIT First Round
Marquette: Assistant Coach, 2001-04
2004 NCAA Second Round
2003 WNIT Second Round
Virginia Tech: Dir. of Basketball Ops., 2004-present
NCAA first round, 2005

A Few Moments with Jill

Describe your responsibilities as the liaison with the Hardwood Club in aiding with their support of the women's basketball program.

I love the role I get to play in the Hardwood Club. The men and women in the Hardwood Club are some of the most amazing people I have ever had the pleasure to work with and they are always thinking of new ideas to enhance our program as they support our team. Their support helps make our program successful, year in and year out. My primary responsibility is to help organize our annual auction. Each year the Hardwood Club manages to raise more money than they did the previous year at the auction. It is really fun working with them!

What are the benefits of summer camps to young athletes as they prepare to compete on the high school, and possibly, the collegiate level?

One of my primary responsibilities is to implement our summer camp program. The goals we have at our camps are to have fun, learn something new and be positive. Not only do our camps help kids become better basketball players, but also we focus on character development. We want the individuals who come to our basketball camps to leave Blacksburg feeling more confident, both on and off the court.



STUDENT ASSISTANT COACH

Rayna DuBose



Rayna DuBose returns again this year to the Hokies as she continues her remarkable recovery from a near-fatal illness in April, 2002. DuBose will primarily work with Tech's post players.

DuBose was hospitalized at Montgomery Regional Hospital with meningococcal meningitis on April 2, 2002, just over a week after the Hokies had completed the basketball season. This rare disease is a bacterial infection that leads to inflammation of fluids surrounding the brain and spinal cord. The next day she was airlifted in critical condition to the University of Virginia Medical Center where she would remain for the next 97 days. She spent three weeks in intensive care before being upgraded to fair condition.

In early May of 2002, she underwent a series of surgeries in which doctors amputated parts of all four limbs due to tissue damage caused by the infection. On July 8, DuBose was transferred to Good Samaritan Hospital, a Baltimore rehabilitation facility near her home in Columbia, Md. Soon after, she returned to her home and began regular visits to the rehab facility where she later would be fitted for prosthesis for her arms and legs.

DuBose made her first visit back to Virginia Tech on Oct. 19, 2002 for the Hokies' homecoming football game against Rutgers. She returned to campus in the summer of 2003, worked at the women's basketball camps, then enrolled for the fall semester.

Her amazing recovery has garnered national attention including features on HBO's Real Sports with Bryant Gumbel, CBS Sports' Final Four preview program and the CBS Early Show. In April 2003, Rayna and her parents traveled to New Orleans, La., the site of the NCAA Men's Final Four, where she received the Most Courageous Award from the United States Basketball Writers Association. In June of 2005, she received the Wilma Rudolph Student-Athlete Achievement Award, which is given annually by the National Association of Academic Advisors for Athletics (N4A) to student-athletes who have overcome major adversity in their lives to excel as students and athletes.

As a Player: A 6-3 center, DuBose played in 13 games during the 2001-02 season ... Never missed a collegiate free throw attempt (15-15) ... Scored in double figures four times ... Had 10 points in collegiate debut against Northwestern State (11/24) in LSU Crawfish Classic ... Had 10 points and five rebounds at Radford (12/12) ... Tallied 10 points and seven rebounds in Lady Luck Classic against Gardner-Webb (12/28) ... Scored six points with six boards in Lady Luck Classic title game against Hampton (12/29) ... Tallied a career-high 13 points in only ten minutes against Vermont (3/20) in WNIT Quarterfinal.

High School: Averaged 15.5 points, 13.1 rebounds and 3.0 blocks her senior year for Coach Marcus Lewis at Oakland Mills H.S., in Columbia Md. ... Led the team in scoring and was the school's all-time leading scorer with 1,067 career points ... Was named one of the top 30 centers in the nation by All-Star Girls Report.

Odds and Ends: Rayna Lee DuBose ... Born 10/15/83 in Columbia, Md. ... Daughter of Andrea and Willie DuBose ... Major is apparel, housing and resource management.

WOMEN'S BASKETBALL SUPPORT PERSONNEL



Torye Hurst
Sports Information



Megan Rittler
Athletic Training



Jerry Massey
Radio Announcer



Dianne Santolla
Secretary



Lindsey Nelson
Manager



LaShawn Weston
Manager



STUDENT ASSISTANT COACH

Fran Recchia

Fort Worth Telegram "All Area" First team ... Set Marcus High School record with nine three-pointers in a game ... Set school mark with 32.0 percent career 3-point percentage and 82.0 career free throw percentage ... Named the team MVP her senior season and was selected to the Texas Association of Basketball Coaches (TABC) All-Region team ... Named

to the all-tournament teams at the Bishop Lynch, Arlington Classic and SWAAU Holiday tournaments.

Odds and Ends: Frances Townsend Recchia ... Born 9/13/83 in Clarkston, Michigan ... Right-handed ... Daughter of Paul and Jane Recchia ... Enrolled in graduate school majoring in health promotions.

Fran Recchia will serve as a student assistant coach this season following four years as a player. Recchia's duties will include film exchange, on-campus recruiting and on-court coaching with an emphasis on the development of the guards.

As a Player: Recchia saw action in only three games in her rookie year in 2001, after suffering injuries to her hand and later a stress fracture in her right foot which ended her season. After receiving a medical redshirt, she returned the next season with a vengeance, opening the 2002-03 season with 18 points versus UNC Greensboro in the home opener and a career-high 19 points, all in the second half, at Florida International. She was named to the FIU all-tournament team after scoring 10 points versus Washington State in the second round. During Tech's 2004 Australian tour, she hit eight three-point baskets in one game.

Recchia is also an outstanding student and was twice named to the BIG EAST Academic All-star team and last year was a member of the ACC Academic Honor Roll. She has been named to the Dean's List and Athletic Director's Honor six times during her career and graduated in 3.5 years with a major in physical education.

High School: Averaged 15.8 points, 4.2 rebounds, 4.8 assists and 2.3 steals per game as a senior at Marcus ... Selected District 6-AAAAA Player of the Year ... Named to the



Recchia's Career Statistics

Year	G	GS	MP	FGM-Att	Pct.	3PTM-Att	Pct.	FTM-Att	Pct.	Reb.	Avg.	A	TO	Blk	ST	TP	Avg.
01-02	3	0	17	3-4	.750	1-2	.500	1-2	.500	0	0.0	1	1	0	0	8	2.7
02-03	28	13	506	45-114	.395	27-76	.355	21-25	.840	46	1.6	31	38	1	15	138	4.9
03-04	29	0	260	17-54	.315	7-29	.241	19-20	.950	28	1.0	14	20	0	3	60	2.2
04-05	27	0	258	26-78	.333	20-58	.345	8-8	1.000	27	1.0	10	14	0	4	80	3.0
Totals	87	13	1,041	91-250	.364	55-165	.333	49-55	.891	101	1.2	56	73	1	22	286	3.3



We are extremely happy that Dawn chose Virginia Tech. We believe that she has received an excellent education that will avail to her many opportunities. The school, coaches and staff have been great. They have kept her focused on why she is there — an education and basketball. The campus life has helped form her into a well-rounded individual. Virginia Tech is a place where you can meet with a coach or an academic advisor who knows your child and will take time to talk. This has been a wonderful experience, not only for Dawn, but for our entire family.

— The Chriss Family

MEET THE HOKIES



Megan has had a marvelous career at Virginia Tech. It's a great school academically, with a wonderful environment for learning. The coaching staff provides a family atmosphere. She has developed physically, matured socially and developed great time-management skills. I'm very proud of what she has been able to achieve at Virginia Tech.

— Don Finnerty





Dawn Chriss

#23

6-1 • SENIOR • GUARD/FORWARD
HILCREST HEIGHTS, MD.
ST. JOHN'S COLLEGE H.S.

Can run the floor and will help on the defensive end of the floor ... Can attack the basket off the dribble ... Scored 33 points at Florida State last season, the second most points in a single game in the program's history ... Led the team in steals (49), third in scoring (11.0) and fourth in blocks (14).

2004-05: Posted 10 points and one rebound versus Valparaiso (11/19/04) in the Subway Basketball Classic at Minnesota ... Recorded eight points, four rebounds and three assists at No. 14 Minnesota (11/20/04) in the Subway Basketball Classic ... Scored nine points and had eight rebounds and tied her then-career high with four steals at James Madison (11/23/04) ... Led the team with 12 points and tied career-high three blocks at Old Dominion (11/27/04) ... Had seven points, four rebounds and three assists versus Alabama (12/4/04) ... Recorded eight points, three rebounds and two steals at Liberty (12/7/04) ... Scored eight points and led the team with four assists and also added two blocks against St. Francis (Pa.) (12/12/04) ... Had four points, one rebound and a career-high five steals against Western Michigan (12/18/04) in the Duel in the Desert Tournament held in Las Vegas, Nev. ... Posted eight points, team-high eight rebounds and three assists in the win over No. 12 Texas Tech (12/19/04) in the championship game of the Duel in the Desert Tournament held in Las Vegas, Nev. ... Recorded 10 points, four rebounds and led the team with four assists versus Southern Mississippi (12/28/04) in Virginia Tech's Lady Luck Classic ... Scored eight points and had four rebounds and four steals against Davidson (12/30/04) in Virginia Tech's Lady Luck Classic ... Recorded double-digit points for the fourth time this season (11) and five rebounds in Tech's first ACC win over No. 17 Maryland (1/2/05) ... Scored her

500th career point at the 14:53 mark in the first half versus Fordham (1/6/05) and finished with 11 points and five rebounds ... Had six points at No. 2 Duke (1/9/05) ... Made the second 3-pt. field goal of her career against NC State (1/17/05) and finished with five points and one rebound ... Scored 12 points and had four rebounds and four steals at Clemson (1/20/05) ... Scored 14 points and had three rebounds and two steals versus No. 21/24 Florida State (1/24/05) ... Posted 10 points, five rebounds, two blocks and three steals at Virginia (1/28/05) ... Had 12 points, six rebounds and set career-high in assists with eight against Wake Forest (1/31/05) ... Recorded 14 points and six rebounds versus Richmond (2/2/05) ... Had five points and five rebounds at Miami (2/6/05) ... Scored 14 points and added four rebounds and three steals at No. 8/6 North Carolina (2/11/05) ... Posted three points and one rebound against Virginia (2/13/05) ... Recorded eight points and six rebounds versus Georgia Tech (2/16/05) ... Set career high in points with 33 at No. 25 Florida State (2/19/05) and added nine rebounds ... Had 19 points, three rebounds, four assists and four steals at No. 22/23 Maryland

Dawn's Career Highs

Points 33 at No. 25 Florida State (2/19/05)
 FG Attempted 19 vs. Wake Forest (3/4/05)
 FG Made 14 at No. 25 Florida State (2/19/05)
 3PT FG Attempted 1 (10 times)
 3PT FG Made 1 (two times)
 FT Attempted 11 vs. Old Dominion (12/03/03)
 FT Made 9 vs. Old Dominion (12/03/03)
 Rebounds 12 vs. Liberty (1/2/04)
 Assists 8 vs. Wake Forest (1/31/05)
 Blocks 3 (two times)
 Steals 5 vs. Western Michigan (12/18/04)



Chriss' Career Statistics

Year	G	GS	MP	FGM-Att	Pct.	3PTM-Att	Pct.	FTM-Att	Pct.	Reb.	Avg.	A	TO	Blk	ST	TP	Avg.
02-03	25	0	235	28-54	.519	0-0	.000	23-32	.719	44	1.8	21	17	3	14	79	3.2
03-04	31	31	943	114-237	.481	1-3	.333	87-104	.837	146	4.7	72	81	28	44	316	10.2
04-05	29	29	789	118-241	.490	1-8	.125	81-112	.723	123	4.2	62	55	14	49	318	11.0
Totals	85	60	1,967	260-532	.489	2-11	.182	191-248	.770	313	3.7	155	153	45	107	713	8.4

(2/24/05) ... Recorded 11 points and four rebounds against Miami (2/27/05) ... Set a new career high in field goal attempts (19) versus Wake Forest (3/4/05) in game two of the ACC Tournament and finished the game with 18 points and nine rebounds ... Scored 20 points and added five rebounds versus No. 16/17 DePaul (3/20/05) in the first round of the NCAA Tournament.

2003-04: Did not play in exhibition game ... Had 12 points with eight rebounds and two blocks against Miami of Ohio (11/21/03) ... Scored 11 points with six rebounds, two assists, two steals and one block at Virginia (11/23/03) ... Had 12 points and three steals vs. Iowa State (11/28/03) ... Recorded eight points, eight rebounds, four assists and two steals against Mississippi State in the Paradise Jam championship game (11/29/03) ... Tallied 21 points with seven rebounds, two assists, two steals and one block versus Old Dominion (12/03/03) ... Scored 13 points and added three blocks, three steals, and two assists at Alabama (12/7/03) ... Had four points and four rebounds with two blocks versus Maryland (12/13/03) while battling stomach flu ... Tallied 14 points with nine rebounds and two blocks at James Madison (12/21/03) ... Had seven points versus Furman (12/28/03) ... Scored 17 points with eight rebounds, two blocks on one steal against Wake Forest (12/29/03) ... Had first career double-double with 15 points and a career-high 12 rebounds versus Liberty (1/2/04) ... Scored five points with three rebounds against Providence (1/4/04) ... Led team with 14 points at Rutgers (1/7/04) ... Had eight points at Notre Dame (1/10/04) ... Scored 12 points with five rebounds and four assists against No. 19 Villanova (1/14/04) ... Had 13 points, six rebounds, two assists, two blocks, and two steals at Georgetown (1/17/04) ... Scored four points and was credited with one block at Pittsburgh (1/21/04) ... Had 14 points with four rebounds, two assists and two steals versus No. 24 Boston College (1/24/04) ... Scored five points with five rebounds against No. 4 Connecticut (1/27/04) ... Tallied 14 points at Syracuse (1/31/04) ... Had eight points with two assists, two steals and two blocks versus Seton Hall (2/3/04) ... Scored six points at West Virginia (2/10/04) ... Had eight points, six rebounds and two steals versus No. 23 Miami (2/14/04) ... Registered 13 points with six rebounds, four assists and four steals at Seton Hall (2/18/04) ... Had nine points with five assists at Providence (2/21/04) ... Scored 10 points with six rebounds and three assists versus Pittsburgh (2/28/04) ... Tallied 10 points with six rebounds and three assists against St. John's (3/2/04) ... Had 11 points, six rebounds and three steals versus Georgetown in the BIG EAST Championship First Round (3/6/04) ... Scored four points with five rebounds against No. 4 Connecticut in the BIG EAST Quarterfinal (3/7/04) ... Scored 14 points with a career-high seven assists and two blocks against Iowa in the first round of the NCAA Tournament (3/21/04) ... Had five rebounds versus Penn State (3/23/04) in NCAA Second Round.



2002-03: Had two points, one assist and one block in exhibition win over Melbourne ... Credited with three rebounds, one assist and one block in only eight minutes against UNC Greensboro (11/22/02) ... Had one rebound at Florida International (11/29/02) ... Scored six points with eight rebounds, seven assists, two blocks and one steal vs. Washington State (11/30/02) ... Had eight points with four rebounds, two assists and two steals against Virginia (12/3/02) ... Registered four points against UT Martin (12/28/02) in first round of the Lady Luck Classic ... Scored six points and handed out two assists in only five minutes against Georgetown (2/12/03) ... Had five points and four rebounds at No. 22 Boston College (2/16/03) ... Scored four points against West Virginia (3/1/03) ... Scored 13 points against West Virginia in BIG EAST first round (3/8/03) ... Had a career-high 14 points versus No. 23 Boston College in BIG EAST quarterfinal (3/9/03)

... Scored four points against Georgia Tech in the NCAA First Round (3/22/03) ... Registered five points, five rebounds, two assists and one steal at Purdue in NCAA Second Round (3/24/03).

High School: A McDonald's All-American and first-team All-Met selection ... Averaged 15.0 points, 6.0 rebounds, 5.0 assists and 2.0 steals for coach Marie Williams at St. John's College High School ... A four-year letterwinner who led her team to two city championships ... Named to the womenscollegehoops.com Freshmen of Impact preseason team ... A Street & Smith's Girls High School All-America third team selection ... Scored six points for the East in the inaugural McDonald's All-American High School Basketball Girls Game in Madison Square Garden.

Odds and Ends: Dawn Chriss ... Born 9/12/84 in Washington D.C. ... Right-handed ... Daughter of Earnest and Mabel Chriss ... Plays the clarinet ... Major is consumer studies.



Megan Finnerty #45

6-3 • SENIOR • CENTER
ATLANTA, GA. • PIUS X H.S.

Megan's Career Highs

Points 12 vs. Wake Forest (1/31/05)
 FG Attempted 7 (two times)
 FG Made 5 (two times)
 3PT FG Attempted 0
 3PT FG Made 0
 FT Attempted 8 vs. Davidson (12/30/04)
 FT Made 5 vs. Southern Mississippi (12/28/04)
 Rebounds 7 vs. Valparaiso (11/19/04)
 Assists 5 vs. Wake Forest (1/31/05)
 Blocks 1 (five times)
 Steals 2 (three times)

Has added depth to the post position ... An athletic player who shoots the ball well and attacks the basket ... A capable rebounder.

2004-05: Had two points and a career-high seven rebounds against Valparaiso (11/19/04) in the Subway Basketball Classic at Minnesota ... Posted one point, two rebounds and one steal at No. 14 Minnesota (11/20/04) in the Subway Basketball Classic ... Recorded seven points and two rebounds at James Madison (11/23/04) ... Scored five points and added one rebound, one assist and one steal at Old Dominion (11/27/04) ... Saw limited action but had one steal versus Alabama (12/4/04) ... Saw limited action at Liberty (12/7/04) ... Recorded nine points, two rebounds and career-high two assists against St. Francis (Pa.)(12/12/04) ... Posted one point, three rebounds and two steals against Western Michigan (12/18/04) in the Duel in the Desert Tournament held in Las Vegas, Nev. ... Scored four points and added two rebounds and her first block of the season in the win over No. 12 Texas Tech (12/19/04) in the championship game of the Duel in the Desert Tournament held in Las Vegas, Nev. ... Had seven points, one rebound, two assists and one steal versus Southern Mississippi (12/28/04) in Virginia Tech's Lady Luck Classic ... Recorded six points, five rebounds and two steals against Davidson (12/30/04) in Virginia Tech's Lady Luck Classic ... Saw limited action in Tech's first ACC win over No. 17 Maryland (1/2/05) ... Saw limited action versus Fordham (1/6/05) but recorded her 100th career rebound in the game ... Posted



Finnerty's Career Statistics

Year	G	GS	MP	FGM-Att	Pct.	3PTM-Att	Pct.	FTM-Att	Pct.	Reb.	Avg.	A	TO	Blk	ST	TP	Avg.
02-03	23	0	186	21-43	.488	0-0	.000	12-24	.500	36	1.6	3	15	0	5	54	2.3
03-04	29	0	230	19-40	.475	0-0	.000	20-33	.606	39	1.3	2	20	3	9	58	2.0
04-05	28	0	361	37-73	.507	0-0	.000	33-48	.688	62	2.2	27	28	2	13	107	3.8
Totals	80	0	777	77-156	.494	0-0	.000	65-105	.619	137	1.7	32	63	5	27	219	2.7

six points at No. 2 Duke (1/9/05) ... Set new career high in assists with three and had two points and two rebounds against NC State (1/17/05) ... Had four points, two rebounds and three assists at Clemson (1/20/05) ... Did not play versus No. 21/24 Florida State (1/24/05) due to an injury (right lower leg)... Saw limited action at Virginia (1/28/05) ... Set career high in points (12) and assists (5) against Wake Forest (1/31/05) ... Scored six points and had five rebounds versus Richmond (2/2/05) ... Posted eight points and five rebounds at Miami (2/6/05) ... Had five points, three rebounds and four assists at No. 8/6 North Carolina (2/11/05) ... Recorded two points and two rebounds against Virginia (2/13/05) ... Scored six points and added four rebounds versus Georgia Tech (2/16/05) ... Had two points at No. 25 Florida State (2/19/05) ... Saw limited action at No. 22/23 Maryland (2/24/05) ... Posted seven points and three rebounds against Miami (2/27/05) ... Scored four points and had five rebounds versus Wake Forest (3/4/05) in game two of the ACC Tournament ... Scored one point versus No. 16/17 DePaul (3/20/05) in the first round of the NCAA Tournament.

2003-04: Did not play in exhibition game due to injury ... Had one point and four rebounds against Miami of Ohio (11/21/00) ... Scored four points at Virginia (11/23/03) ... Saw limited action in Paradise Jam tournament (11/28-29/03) ... Scored two points with one rebound against Old Dominion (12/03/03) ... Tallied one point with one rebound at Alabama (12/7/03) ... Had six points and five rebounds against Maryland (12/13/03) ... Saw limited action at James Madison (12/21/03) ... Had three points and one rebound against Furman (12/28/03) ... Credited with one rebound in limited action against Wake Forest (12/29/03) ... Had one rebound in limited playing time versus Liberty (1/2/04) ... Scored a career-high 11 points against Providence (1/4/04) ... Pulled down two rebounds at Rutgers (1/7/04) ... Had two points with three rebounds and one steal at Notre Dame (1/10/04) ... Scored two points and pulled down two boards against No. 19 Villanova (1/14/04) ... Had one rebound in limited action at Georgetown (1/17/04) ... Credited with one rebound at Pittsburgh (1/21/04) ... Scored two points and pulled down two rebounds versus No. 24 Boston College (1/24/04) ... Had two points against No. 4 Connecticut (1/27/04) ... Pulled down two rebounds and had one steal at Syracuse (1/31/04) ... Credited with a block and a steal versus Seton Hall (2/4/04) ... Scored six points at Providence (2/21/04) ... Had four points versus Pittsburgh (2/28/04) ... Scored seven points with two steals against St. John's (3/2/04) ... Scored two points versus Georgetown in the first round of the BIG EAST Championship (3/7/04) ... Tallied one point and pulled down three rebounds against No. 4 Connecticut in the BIG EAST Championship Quarterfinal (3/7/04) ... Had two points and a steal in the NCAA first round game versus Iowa (3/21/04).



2002-03: Tallied four points with two rebounds in her collegiate debut versus UNCG (11/22/02) ... Had two points at Florida International (11/29/02) ... Scored a point with two rebounds versus Washington State (11/30/02) ... Tallied four points with six rebounds, including four offensive, against James Madison (12/7/02) ... Had ten points against UT Martin (12/28/02) in the first round of the Lady Luck Classic ... Scored three points versus Georgetown (2/12/03) ... Scored two points with one assist and one rebound at No. 20 Rutgers (2/26/03) ... Had three points and two rebounds against West Virginia (3/1/03) ... Scored five points versus No. 1 Connecticut in the BIG EAST quarterfinals (3/10/03).

High School: Averaged 12.0 points, 8.0 rebounds and shot 45 percent from the field for coach Ron Sattelle at Pius X High School ... Led team to a 27-4 record and to the final eight of the Georgia Class 4A playoffs ... A first-team all-region and second-team all-state selection ... Selected to play in the Georgia All-State Senior Game ... A 2001 AAU All-American ... Captain and MVP of high school team.

Odds and Ends: Megan Finnerty ... Born 5/2/84 in Atlanta, Ga. ... Right-handed ... Daughter of Don and Linda Finnerty ... Named to the all-city volleyball team as a middle hitter ... Won two letters in track in the high jump ... Plays the piano ... Major is health, nutrition, food and exercise.



Kerri Gardin

#32

6-1 • SENIOR • FORWARD

MORGANTON, N.C. • FREEDOM H.S.

2004-05 All-ACC Honorable Mention ... Averaged a double-double in conference games ... Can score in a variety of ways ... Good passer with a good basketball IQ ... Led the team in rebounding (8.0) and was second in scoring (11.1) and in blocks (29).

2004-05: Was second on the team with 13 points and had the only Tech block against Valparaiso (11/19/04) in the Subway Basketball Classic at Minnesota ... Recorded her first double-double of the season with 15 points and 10 rebounds and added three steals at No. 14 Minnesota (11/20/04) in the Subway Basketball Classic ... Had six points, two rebounds and one block at James Madison (11/23/04) ... Posted three points and five rebounds at Old Dominion (11/27/04) ... Led the team with 15 points and six rebounds versus Alabama (12/4/04) ... Posted four points and five boards, adding an assist at Liberty (12/7/04) ... Had three points, three rebounds and two assists against St. Francis (Pa.) (12/12/04) ... Recorded her sixth career double-double with 14 points and 11 rebounds, also added one assist against Western Michigan (12/18/04) in the Duel in the Desert Tournament held in Las Vegas, Nev. ... Scored seven points and had six rebounds and three steals in the win over No. 12 Texas Tech (12/19/04) in the championship game of the Duel in the Desert Tournament held in Las Vegas, Nev. ... Led the team in points (19) with her new career high and added seven rebounds and three steals versus Southern Mississippi (12/28/04) in Virginia Tech's Lady Luck Classic ... Had four points and six rebounds against Davidson (12/30/04) in Virginia Tech's Lady Luck Classic ... Recorded eight points and six rebounds in Tech's first ACC win over No. 17 Maryland (1/2/05) ... Posted 13 points and five rebounds versus Fordham (1/6/05) ...

Scored 500th career-point at No. 2 Duke (1/9/05) and finished with 13 points and seven rebounds ... Set a career high in rebounds (15) and tied career high in blocks (3) against NC State (1/17/05) ... Started for the first time since Dec. 7 and had eight points and 11 rebounds at Clemson (1/20/05) ... Recorded third double-double of the season and set career high in points (22), rebounds (16) and blocks (4) versus No. 21/24 Florida State (1/24/05) ... Set career-high in steals with five and had 10 points and six rebounds at Virginia (1/28/05) ... Had six points, one rebound and two steals against Wake Forest (1/31/05) ... Set a career high in assists (8) and added eight points, eight rebounds, three blocks and four steals versus Richmond (2/2/05) ... Recorded her fourth double-double of the year and eighth-career with 13 points and 10 rebounds at Miami (2/6/05) ... Recorded her fifth double-double of the season and ninth-career (14 points and 10 rebounds) at No. 8/6 North Carolina (2/11/05) ... Tied the school record with Karen Garbis and Nicole Jones for most rebounds in a game with 21 against Virginia (2/13/05), which is also a new career high, and recorded her sixth double-double of the year with 10 points ... Scored 18 points and had eight rebounds and three steals versus Georgia Tech (2/16/05) ... Had 10th double-figure rebound game of the season (11) and added five points at

Kerri's Career Highs

Points 22 vs. No. 21/24 Florida State (1/24/05)
 FG Attempted 18 vs. No. 21/24 Florida State (1/24/05)
 FG Made 9 vs. No. 21/24 Florida State (1/24/05)
 3PT FG Attempted 3 (four times)
 3PT FG Made 2 (two times)
 FT Attempted 10 (three times)
 FT Made 7 (two times)
 Rebounds 21 vs. Virginia (2/13/05)
 Assists 8 vs. Richmond (2/2/05)
 Blocks 4 vs. No. 21/24 Florida State (1/24/05)
 Steals 5 at Virginia (1/28/05)



Gardin's Career Statistics

Year	G	GS	MP	FGM-Att	Pct.	3PTM-Att	Pct.	FTM-Att	Pct.	Reb.	Avg.	A	TO	Blk	ST	TP	Avg.
02-03	30	5	546	53-132	.402	0-0	.000	24-38	.632	96	3.2	52	59	20	24	130	4.4
03-04	31	29	799	88-256	.344	2-6	.333	64-95	.674	167	5.4	90	91	17	36	242	7.8
04-05	29	20	750	128-285	.449	7-29	.241	59-96	.615	232	8.0	48	60	29	39	322	11.1
Totals	90	54	2,095	269-673	.400	9-35	.257	147-229	.642	495	5.5	190	210	66	99	694	7.7

No. 25 Florida State (2/19/05) ... Recorded seventh double-double of the season, the 11th of her career, with 19 points and 12 rebounds at No. 22/23 Maryland (2/24/05) and added four assists and four steals in the win ... Had 16 points and seven rebounds against Miami (2/27/05) ... Tied career high in free throws made with seven versus Wake Forest (3/4/05) in game two of the ACC Tournament a finished the game with 15 points and seven rebounds ... Posted 12 points and eight rebounds versus No. 16/17 DePaul (3/20/05) in the first round of the NCAA Tournament.

2003-04: Scored eight points and handed out four assists against WBC Ilirija ... Had five points and five rebounds vs. Miami of Ohio (11/21/03) ... Scored seven points with four assists and two steals at Virginia (11/23/03) ... Had six points, two rebounds and two assists vs. Iowa State (11/28/03) ... Saw limited action in Paradise Jam championship game against Mississippi State (11/29/03) ... Scored four points with seven rebounds and three assists versus Old Dominion (12/03/03) ... Had four points at Alabama (12/7/03) ... Scored 13 points with three rebounds and two assists against Maryland (12/13/03) ... Had two points with six assists and four rebounds at James Madison (12/21/03) ... Scored four points with three rebounds, six assists and three steals against Furman (12/28/03) ... Had first career double-double with 13 points and 13 rebounds against Wake Forest (12/29/03) ... Scored six points with four rebounds and three steals versus Liberty (1/2/04) ... Had five points, three assists and two steals against Providence (1/4/04) ... Tallied six points at Rutgers (1/7/04) ... Scored 10 points with four rebounds, two assists and one block at Notre Dame (1/10/04) ... Had 14 points and six rebounds against No. 19 Villanova (1/14/04) ... Scored two points with four assists at Georgetown (1/17/04) ... Had four points, three assists and two steals at Pittsburgh (1/21/04) ... Registered 13 points with nine rebounds and three steals versus No. 24 Boston College (1/24/04) ... Scored two points with four rebounds and four assists versus No. 4 Connecticut (1/27/04) ... Had 14 points with eight rebounds and six assists at Syracuse (1/31/04) ... Tallied five points with four rebounds, four assists and two blocks versus Seton Hall (2/4/04) ... Scored 13 points with 10 rebounds, three assists and two blocks at West Virginia (2/10/04) ... Had 13 points and 14 rebounds versus No. 23 Miami (2/14/04) ... Tallied 11 points with 12 rebounds and three blocks at Seton Hall (2/18/04) ... Scored seven points with four rebounds, four assists and two steals at Providence (2/21/04) ... Had eight points, handed out five assists, and collected four steals versus Pittsburgh (2/28/04) ... Registered nine points with six assists, five rebounds and three steals against St. John's (3/2/04) ... Had a career-high 16 rebounds with 14 points versus Georgetown in the First Round of the BIG EAST Championship (3/6/04) ... Limited to four and five rebounds against No. 4 Connecticut in BIG EAST Quarterfinal (3/7/04) ... Put up a season-high 16 points with eight rebounds and five assists in Tech's NCAA first



round game against Iowa (3/21/04) ... Had eight points with four rebounds and three blocks versus Penn State (3/23/04) in NCAA Second Round.

2002-03: Saw first collegiate action at Florida International (11/29/02) ... Scored two points with one rebound in ten minutes against Washington State (11/30/02) ... Had eight points and eight rebounds with six assists, two blocks and two steals against UT Martin (12/28/02) in the first round of the Lady Luck Classic ... Had first career double-double with 15 points and 10 rebounds at No. 22 Villanova (1/7/03) ... Scored three points and handed out six assists in first collegiate start at No. 2 Connecticut (1/12/03) ... Had four points, seven rebounds, three assists, two blocks and one steal against Pittsburgh (1/15/03) ... Scored four points with three rebounds versus Georgetown (2/12/03) ... Tallied eight points with four rebounds and two assists against No. 20 Villanova (2/22/03) ... Scored six points with five rebounds, two assists and one block at No. 20 Rutgers (2/26/03) ... Had six points, five rebounds, six assists and one block against West Virginia (3/1/03) ... Scored seven points with six rebounds at St. John's (3/4/03) ... Had six points against West Virginia

in BIG EAST first round (3/8/03) ... Scored six points with five rebounds and four assists versus No. 23 Boston College in BIG EAST quarterfinal (3/9/03) ... Registered 10 points and handed out five assists with three steals against No. 1 Connecticut in the BIG EAST semifinals (3/10/03) ... Had six points, six rebounds and one block against Georgia Tech in the NCAA First Round (3/22/03) ... Scored 12 points at Purdue in NCAA Second Round (3/24/03).

High School: Averaged 18.4 points, 13.1 rebounds, 4.4 assists, 3.9 steals and 2.0 blocks for coach Jamie Smith at Freedom High School ... Named The Associated Press North Carolina Girls Player of the Year ... Scored 25 points with 19 rebounds and six assists in leading her team to a 68-52 win over Lumberton in the Class 4A title game ... Championship game MVP ... Class 4A Northwestern Conference Player of the Year ... Led team to 2001 National AAU Junior Olympics title and was named MVP.

Odds & Ends: Kerri Gardin ... Born 5/19/84 in Burke County, N.C. ... Right-handed ... Daughter of Thelma Gardin ... A middle-hitter on the Freedom High volleyball team ... Major in consumer studies.



Roshana Jackson #50

6-1 • TR-SENIOR • FORWARD


NORTON, VA. • HIWASSEE COLLEGE

Roshana's Career Highs

Points	15 (two times)
FG Attempted	8 (two times)
FG Made	7 vs. St. Francis (Pa.) (12/12/04)
3PT FG Attempted	0
3PT FG Made	0
FT Attempted	4 at James Madison (11/23/04)
FT Made.....	3 at James Madison (11/23/04)
Rebounds	9 at James Madison (11/23/04)
Assists	2 (two times)
Blocks.....	3 vs. No. 12 Maryland (1/2/05)
Steals	4 vs. Southern Mississippi (12/28/04)

Aggressive player on the inside ... Was third on the team in blocks with 17 and sixth in steals with 24 ... Member of the 2004-05 ACC Academic Honor Roll.

2004-05: Had two defensive rebounds and one steal against Valparaiso (11/19/04) in the Subway Basketball Classic at Minnesota ... Recorded four points and two rebounds at No. 14 Minnesota (11/20/04) in the Subway Basketball Classic ... Set career-high points (15) and rebounds (9) at James Madison (11/23/04) ... Posted two points, five rebounds and career-high two steals at Old Dominion (11/27/04) ... Had three rebounds and one block versus Alabama (12/4/04) ... Recorded four points, four boards and one assist at Liberty (12/7/04)... Tied her career-high points (15) and set career-high blocks (2) against St. Francis (Pa.) (12/12/04) ... Scored five points and had five rebounds, two assists and two steals against Western Michigan (12/18/04) in the Duel in the Desert Tournament held in Las Vegas, Nev. ... Had two points and five rebounds in the win over No. 12 Texas Tech (12/19/04) in the championship game of the Duel in the Desert Tournament held in Las Vegas, Nev. ... Chipped in six points and had two blocks and four steals versus Southern Mississippi (12/28/04) in Virginia Tech's Lady Luck Classic ... Recorded three points, two rebounds and two steals against Davidson (12/30/04) in Virginia Tech's Lady Luck Classic ... Had two points, five rebounds and a career-high three blocks in Tech's first ACC win over No. 17 Maryland (1/2/05) ... Posted seven points, one



Jackson's Career Statistics

Year	G	GS	MP	FGM-Att	Pct.	3PTM-Att	Pct.	FTM-Att	Pct.	Reb.	Avg.	A	TO	Blk	ST	TP	Avg.
04-05	29	14	415	46-80	.575	0-0	.000	19-29	.655	83	2.9	12	28	17	24	111	3.8
Totals	29	14	415	46-80	.575	0-0	.000	19-29	.655	83	2.9	12	28	17	24	111	3.8

rebound and two steals versus Fordham (1/6/05) ... Had two points at No. 2 Duke (1/9/05) ... Scored two points and added two blocks against NC State (1/17/05) ... Posted four points and five rebounds at Clemson (1/20/05) ... Recorded four points and four rebounds versus No. 21/24 Florida State (1/24/05) ... Had two points at Virginia (1/28/05) ... Scored two points and added three rebounds against Wake Forest (1/31/05) ... Posted two points, two rebounds and one steal versus Richmond (2/2/05) ... Had one rebound, one block and one steal at Miami (2/6/05) ... Recorded three points, three rebounds and three steals at No. 8/6 North Carolina (2/11/05) ... Scored two points against Virginia (2/13/05) ... Posted double-digit points (11) versus Georgia Tech (2/16/05) for the first time since December and had three rebounds ... Saw limited action at No. 25 Florida State (2/19/05) ... Scored eight points and had two rebounds at No. 22/23 Maryland (2/24/05) ... Had three points, three rebounds and two steals against Miami (2/27/05) ... Scored one point versus Wake Forest (3/4/05) in game two of the ACC Tournament ... Posted five rebounds versus No. 16/17 DePaul (3/20/05) in the first round of the NCAA Tournament.

High School: A third-team junior college All-American and led her Hiwassee team to seventh-place national finishes her two seasons there. Averaged 14 points with 10 rebounds and 2.5 blocks in her two-year career and was named to the all-conference and all-region teams both years.

Odds and Ends: Roshana Tikia Jackson ... Born 4/27/84 in Columbus, Ohio ... Right-handed ... Daughter of Roslyn Jackson ... Enrolled in health, nutrition, food and exercise.





Carrie Mason

#24

5-7 • SENIOR • GUARD

SENECA, PA. • CRANBERRY H.S.

Can score off the dribble and pass ... Exceptional basketball IQ ... Led the team in assists with 98 and was fourth in points, averaging 10.4 ... Surpassed Jeni Garber for second place all-time in career three-point field goals made with 138 ... Needs 19 more to tie with Sarah Hicks for the school record of 157 ... Needs 1 more point to become the 17th Tech player to score 1,000 points ... Hit game-winning shot in 2003 NCAA First Round victory over Georgia Tech ... Member of 2004-05 ACC Academic Honor Roll ... Named to the 2002-03 BIG EAST All-Rookie Team selection ... Set school freshman record with 106 assists.

2004-05: Had 12 points and career-high eight assists and added four steals against Valparaiso (11/19/04) in the Subway Basketball Classic at Minnesota ... Scored 11 points, three rebounds and led the team with six assists at No. 14 Minnesota (11/20/04) in the Subway Basketball Classic ... Named to the Subway Classic All-Tournament team ... Recorded 10 points, three rebounds and three assists at James Madison (11/23/04) ... Scored seven points and added three defensive rebounds, five assists and three steals at Old Dominion (11/27/04) ... Had 11 points, five rebounds and three assists versus Alabama (12/4/04) ... Scored in the double-digits for the fifth time this season with team-high 14 points and added two rebounds at Liberty (12/7/04) ... Recorded three rebounds, one assist and one block against St. Francis (Pa.) (12/12/04) ... Posted 14 points, two rebounds and three assists against Western Michigan (12/18/04) in the Duel in the Desert Tournament held in Las Vegas, Nev. ... Led the team with 12 points, four assists and three blocks in the win over No. 12 Texas Tech (12/19/04) in the championship game of the Duel in the Desert Tournament held in Las Vegas, Nev. ... Only

Hokie to be named to the all-tournament team for the Duel in the Desert ... Scored in double-digit points for the eighth time this season (11) and had one rebound and one steal versus Southern Mississippi (12/28/04) in Virginia Tech's Lady Luck Classic ... Had 12 points and three rebounds against Davidson (12/30/04) in Virginia Tech's Lady Luck Classic ... Recorded her third all-tournament nod of the season being named to the Lady Luck Classic team ... Led the team with 16 points and four assists in Tech's first ACC win over No. 17 Maryland (1/2/05) ... Scored five points and added three rebounds and four assists versus Fordham (1/6/05) ... Posted 13 points at No. 2 Duke (1/9/05) ... Recorded 200th career free throw made against NC State (1/17/05) and finished with 14 points, five rebounds and four assists ... Had 10 points and four rebounds at Clemson (1/20/05) ... Scored eight points and had three rebounds versus No. 21/24 Florida State (1/24/05) ... Had 14 points and five assists at Virginia (1/28/05) ... Recorded 13 points and five rebounds against Wake Forest (1/31/05) ... Posted 14 points, two rebounds and 100th career steal versus Richmond (2/2/05) ... Scored 11 points and added four rebounds and six assists at Miami (2/6/05) ... Had 12 points, five assists and four steals at No. 8/6 North Carolina (2/11/05) ... Posted 14 points and two rebounds against Virginia (2/13/05) ... Recorded two rebounds, two assists and one steal versus Georgia Tech (2/16/05) ... Scored 13 points and had five rebounds at No. 25

Carrie's Career Highs

Points	24 (two times)
FG Attempted	17 at No. 25 Florida State (2/19/05)
FG Made	7 (two times)
3PT FG	11 at West Virginia (2/10/04)
3PT FG Made	4 (four times)
FT Attempted	10 (two times)
FT Made	9 (two times)
Rebounds	8 at Pittsburgh (1/21/04)
Assists	9 at No. 22/23 Maryland (2/24/05)
Blocks	3 vs. No. 12 Texas Tech (12/19/04)
Steals	5 at James Madison (12/21/03)



Mason's Career Statistics

Year	G	GS	MP	FGM-Att	Pct.	3PTM-Att	Pct.	FTM-Att	Pct.	Reb.	Avg.	A	TO	Blk	ST	TP	Avg.
02-03	32	30	1108	107-229	.467	42-103	.408	82-106	.774	108	3.4	106	101	4	26	338	10.6
03-04	31	31	1100	114-272	.419	51-129	.395	79-99	.798	91	2.9	84	86	4	58	358	11.5
04-05	29	29	955	97-245	.396	45-108	.417	64-77	.831	80	2.8	98	93	12	30	303	10.4
Totals	92	90	3,163	318-746	.426	138-340	.406	225-282	.798	279	3.0	288	280	20	114	999	10.9

Florida State (2/19/05) ... Posted 10 points and a career-high nine assists at No. 22/23 Maryland (2/24/05) ... Scored 11 points and added two rebounds and seven assists against Miami (2/27/05) ... Had two points and four rebounds versus Wake Forest (3/4/05) in game two of the ACC Tournament ... Recorded nine points, two rebounds, three assists and four steals versus No. 16/17 DePaul (3/20/05) in the first round of the NCAA Tournament.

2003-04: Scored 14 points with four assists and four rebounds against WBC Ilirija ... Had 12 points in season-opener vs. Miami of Ohio (11/21/03) ... Scored 18 points, including three treys, in win at No. 24 Virginia (11/23/03) ... Had 11 points, five rebounds, four assists, three steals and two blocks against Iowa State (11/28/03) ... Tied career high with 24 points, including three treys, with five rebounds, two steals and a block against Mississippi State (11/29/03) ... Scored nine points with six assists versus Old Dominion (12/03/03) ... Had nine points with five assists and two steals at Alabama (12/7/03) ... Led team with 16 points against Maryland (12/13/03) ... Had six points, five steals, three rebounds and two assists at James Madison (12/21/03) ... Scored 14 points with five assists and two steals against Furman (12/28/03) ... Had five points with two assists and two steals versus Wake Forest (12/29/03) ... Scored ten points, including two treys, with three steals and one block against Liberty (1/2/04) ... Had nine points, including three treys, versus Providence (1/4/04) ... Held scoreless at Rutgers (1/7/04) ... Had nine points, including three treys, with four rebounds, two assists and two steals at Notre Dame (1/10/04) ... Scored 11 points versus No. 19 Villanova (1/14/04) ... Had five points, four rebounds and three assists at Georgetown (1/17/04) ... Led team with 15 points, including three treys, eight rebounds and seven assists at Pittsburgh (1/21/04) ... Tallied 16 points, including two treys, with three assists and three steals against No. 24 Boston College (1/24/04) ... Scored 15 points versus No. 4 Connecticut (1/27/04) ... Had eight points, six rebounds and four steals at Syracuse (1/31/04) ... Had seven points versus Seton Hall (2/3/04) ... Led team with 17 points, including four treys, at West Virginia (2/10/04) ... Scored eight points versus No. 23 Miami (2/14/04) ... Had 10 points and six rebounds at Seton Hall (2/18/04) ... Scored 10 points at Providence (2/21/04) ... Led team with 14 points, including 6-6 from the field, against Pittsburgh (2/28/04) ... Had eight points, including two treys, against St. John's (3/2/04) ... Scored 14 points, including three treys, versus Georgetown in the First Round of the BIG EAST Championship (3/6/04) ... Led team with 13 points against No. 4 Connecticut in the BIG EAST Quarterfinal (3/7/04) ... Had 19 points, including four three-pointers, and seven assists against Iowa (3/21/04) in NCAA First Round ... Led team with 16 points versus Penn State (3/23/04) in NCAA Second Round.

2002-03: Had five points, including a three-pointer, with three assists and three steals in her collegiate debut against UNC Greensboro (11/29/02) ... Had 12 points, including two

treys, at Florida International (11/29/02) ... Scored six points and handed out two assists in her first collegiate start versus Washington State (11/30/02) ... Scored 19 points with four rebounds and three assists against Virginia (12/3/02) ... Named Virginia Tech Dominion Virginia Power Classic Player of the Game ... Scored 16 points, including a key three-pointer late in regulation, with three assists and one steal in the win over James Madison (12/7/02) ... Had 11 points, including three treys, with six rebounds and four assists at Liberty (12/14/02) ... Scored eight points with six rebounds and four assists versus UT Martin (12/28/02) in the first round of the Lady Luck Classic ... Had ten points with five rebounds, two assists, two blocks and two steals against Duquesne (12/29/02) in the Lady Luck Classic championship game ... Scored 13 points, including three treys, and handed out three assists versus Radford (12/31/02) ... Had 22 points, including four treys, against Syracuse (1/4/03) ... Tallied seven points and handed out five assists at No. 22 Villanova (1/7/03) ... Scored 10 points and handed out four assists at No. 2 Connecticut (1/12/03) ... Led team with 17 points and six rebounds against Pittsburgh (1/15/03) ... Had 12 points with six rebounds and three assists at West Virginia (1/18/03) ...

Scored 10 points with six assists versus Providence (2/1/03) ... Credited with six assists and scored 11 points at Seton Hall (2/4/03) ... Scored 11 points, including the game-winning three-point play with 13 seconds remaining, against Notre Dame (2/9/03) ... Had nine points and six assists versus Georgetown (2/12/03) ... Tallied 12 points with seven rebounds at No. 22 Boston College (2/16/03) ... Had eight points with three assists against No. 20 Villanova (2/22/03) ... Scored five points and handed out four assists at No. 20 Rutgers (2/26/03) ... Tallied five points and handed out four assists against West Virginia (3/1/03) ... Scored 16 points, including three treys, with a career-high seven assists at St. John's

(3/4/03) ... Had nine points with five assists against West Virginia in BIG EAST first round (3/8/03) ... Scored nine points versus No. 23 Boston College in BIG EAST quarterfinal (3/9/03) ... Tallied seven points against No. 1 Connecticut in the BIG EAST semifinals (3/10/03) ... Scored six points, including the winning shot with 1.1 seconds remaining, against Georgia Tech in the NCAA First Round (3/22/03) ... Had seven points with three assists and three rebounds vs. Purdue (3/24/03).

High School: Averaged 25.8 points, 8.4 assists, 6.4 rebounds and 5.4 steals for coach Donald Hall at Cranberry High School ... Led team to a 24-6 season and an Elite Eight appearance in the state playoffs ... Team posted a 64-0 conference mark during her four years ... Led league in scoring and was named conference MVP four times ... Named District 10 Player of the Year three times ... Holds school records for career assists (757) and steals (425) ... Holds school single-season record for assists (251) and steals (162) ... Scored 2,336 career points and shot 89 percent from the free throw line ... A McDonald's All-America nominee.

Odds and Ends: Carrie Mason ... Born 2/6/84 in Franklin, Pa. ... Right-handed ... Daughter of Brian and Nancy Mason ... Major is accounting information systems.





Britney Anderson #25

6-0 • JUNIOR • GUARD/FORWARD


BLACKSBURG, VA. • BLACKSBURG H.S.

Britney's Career Highs

Points 18 at No. 25 Florida State (2/19/05)
 FG Attempted 17 at No. 25 Florida State (2/19/05)
 FG Made 9 at No. 25 Florida State (2/19/05)
 3PT FG Attempted 1 (four times)
 3PT FG Made 0
 FT Attempted 4 (five times)
 FT Made 4 vs. Furman (12/28/03)
 Rebounds 8 (two times)
 Assists 3 (three times)
 Blocks 2 (two times)
 Steals 4 (two times)

Has the ability to get to the rim and elevates very well ... Will help on the boards ... Had career-high 18 points at Florida State.

2004-05 Notes: Saw limited action versus Valparaiso (11/19/04) in the Subway Basketball Classic at Minnesota ... Had one point and a career-high seven rebounds at No. 14 Minnesota (11/20/04) in the Subway Basketball Classic ... Saw limited action at James Madison (11/23/04) ... Posted four points, four rebounds and career-high two blocks at Old Dominion (11/27/04) ... Recorded nine points and tied career-high blocks (2) versus Alabama (12/4/04) ... Hit double-digits in points for the first time in her career, scoring career-high 10 points and added three rebounds and one block at Liberty (12/7/04) ... Had four points against St. Francis (Pa.) (12/12/04) ... Scored eight points and had one rebound and one block against Western Michigan (12/18/04) in the Duel in the Desert Tournament held in Las Vegas, Nev. ... Posted two points and three rebounds in the win over No. 12 Texas Tech (12/19/04) in the championship game of the Duel in the Desert Tournament held in Las Vegas, Nev. ... Set career high points (12) and rebounds (8) versus Southern Mississippi (12/28/04) in Virginia Tech's Lady Luck Classic ... Recorded six points and two rebounds against Davidson (12/30/04) in Virginia Tech's Lady Luck Classic ... Tied career high in points with 12 in Tech's first ACC win over No. 17 Maryland (1/2/05) ... Scored nine points and had three rebounds versus Fordham (1/6/05) ...



Anderson's Career Statistics

Year	G	GS	MP	FGM-Att	Pct.	3PTM-Att	Pct.	FTM-Att	Pct.	Reb.	Avg.	A	TO	Blk	ST	TP	Avg.
03-04	25	1	258	18-52	.346	0-0	.000	9-14	.643	34	1.4	17	20	3	15	45	1.8
04-05	29	10	558	84-165	.509	0-4	.000	21-29	.724	77	2.7	21	40	10	19	189	6.5
Totals	54	11	816	102-217	.470	0-4	.000	30-43	.698	111	2.1	38	60	13	34	234	4.3

Recorded two points and two assists at No. 2 Duke (1/9/05) ... Had seven points and two rebounds against NC State (1/17/05) ... Tied career-high in points (12) for the third time this season and added three rebounds and two steals at Clemson (1/20/05) ... Posted six points and one rebound versus No. 21/24 Florida State (1/24/05) ... Scored eight points and had three rebounds at Virginia (1/28/05) ... Recorded 10 points and five rebounds against Wake Forest (1/31/05) ... Posted 10 points, three rebounds and two steals versus Richmond (2/2/05) ... Had 11 points and five rebounds at Miami (2/6/05) ... Tied career high in steals (4) at No. 8/6 North Carolina (2/11/05) ... Recorded one point and one rebound against Virginia (2/13/05) ... Had one block and one steal versus Georgia Tech (2/16/05) ... Set career high in points with 18 and had six rebounds at No. 25 Florida State (2/19/05) ... Scored six points and had two assists at No. 22/23 Maryland (2/24/05) ... Posted 12 points, three rebounds and tied career high in assists (3) against Miami (2/27/05) ... Set new career high in rebounds with eight and chipped in three points versus Wake Forest (3/4/05) in game two of the ACC Tournament ... Saw limited action versus No. 16/17 DePaul (3/20/05) in the first round of the NCAA Tournament.

2003-04: Had nine points and nine rebounds versus WBC Ilirija ... Had four points with four steals and three rebounds in collegiate debut against Miami of Ohio (11/21/03) ... Scored two points with four rebounds and two steals at Virginia (11/23/03) ... Was credited with a rebound and an assist against Iowa State (11/28/03) ... Saw limited action in Paradise Jam tournament (11/28-29/03) ... Saw limited action against Old Dominion (12/03/03) ... Credited with one rebound at Alabama (12/7/03) ... Credited with an assist in limited action against Maryland 912/13/03) ... Had four points against Furman (12/28/03) ... Saw brief action versus Liberty (1/2/04) ... Tallied a career-high eight points with four rebounds and three assists against Providence (1/4/04) ... Had four points, two rebounds, one assist and one steal at Rutgers (1/7/04) ... Recorded two rebounds and one block at Notre Dame (1/10/04) ... Had two points against No. 19 Villanova (1/14/04) ... Credited with one rebound and one steal at Georgetown (1/17/04) ... Scored two points with two steals at Pittsburgh (1/21/04) ... Tallied two points versus No. 4 Connecticut (1/27/04) ... Scored two points with one assist, one steal and one block in first collegiate start at Syracuse (1/31/04) ... Had two points with four rebounds and two assists versus

Seton Hall (2/4/04) ... Scored two points versus No. 23 Miami (2/14/04) ... Tallied two points with six rebounds, two steals and one block at Providence (2/21/04) ... Had four points against Pittsburgh (2/28/04) ... Scored four points versus St. John's (3/2/04) ... Scored one point with an assist and rebound against Iowa (3/21/04).

High School: Averaged 18.4 points and 9.2 rebounds in leading Blacksburg High School to the Virginia AA Championship ... Named 2002

AA Virginia Player of the Year ... Selected as Miss Basketball in Virginia ... Named the 2001 Virginia AAA Player of the Year as a junior while playing at Meadowbrook High School in Richmond which advanced to the state semifinals.

Odds and Ends: Britney Marie Anderson ... Born 10/26/84 in Tahoma Park, Md. ... Right-handed ... Daughter of Francine and Leslie Anderson ... Enrolled in merchandising management and apparel design.





Kirby Copeland

#5

5-10 • JUNIOR • GUARD

MORROW, GA. • MORROW H.S.

Good defender and passer ... Can attack off the dribble for a pass or shot ... Was third on the team in steals with 38 and fifth in scoring, averaging 8.5 points per game last year.

2004-05: Recorded four assists and two defensive rebounds versus Valparaiso (11/19/04) in the Subway Basketball Classic at Minnesota ... Had two points and three rebounds at No. 14 Minnesota (11/20/04) in the Subway Basketball Classic ... Scored six points and had two defensive rebounds, two assists and one steal at James Madison (11/23/04) ... Saw limited action at Old Dominion (11/27/04) ... Scored 14 points and had a career-high seven steals versus Alabama (12/4/04) ... Was second on the team with 13 points and had seven rebounds at Liberty (12/7/04) ... Started in her first game of the season against St. Francis (Pa.) (12/12/04) and set career-high points (15) and rebounds (8) with four steals ... Recorded nine points and seven rebounds against Western Michigan (12/18/04) in the Duel in the Desert Tournament held in Las Vegas, Nev. ... Had nine points, five rebounds and three assists in the win over No. 12 Texas Tech (12/19/04) in the championship game of the Duel in the Desert Tournament

held in Las Vegas, Nev. ... Scored eight points and had four rebounds, three assists and two steals versus Southern Mississippi (12/28/04) in Virginia Tech's Lady Luck Classic ... Tied career high in points (15) and had four rebounds and three steals against Davidson (12/30/04) in Virginia Tech's Lady Luck Classic ... Named to the 2004 Lady Luck Classic all-tournament team ... Had nine points in Tech's first ACC win over No. 17 Maryland (1/2/05) ... Recorded nine points and six

Kirby's Career Highs

Points 15 (five times)
 FG Attempted 16 vs. No. 21/24 Florida State (1/24/05)
 FG Made 6 (three times)
 3PT FG Attempted .. 2 at No. 22/23 Maryland (2/24/05)
 3PT FG Made 0
 FT Attempted 10 (two times)
 FT Made..... 7 (three times)
 Rebounds 10 vs. Miami (2/27/05)
 Assists 5 at No. 22/23 Maryland (2/24/05)
 Blocks..... 1 (five times)
 Steals 7 vs. Alabama (12/4/04)



Copeland's Career Statistics

Year	G	GS	MP	FGM-Att	Pct.	3PTM-Att	Pct.	FTM-Att	Pct.	Reb.	Avg.	A	TO	Blk	ST	TP	Avg.
03-04	30	0	346	38-97	.392	0-0	.000	24-39	.615	70	2.3	29	56	3	26	100	3.3
04-05	26	13	508	75-208	.361	0-7	.000	72-101	.713	101	3.9	55	69	2	38	222	8.5
Totals	56	13	854	113-305	.370	0-7	.000	96-140	.686	171	3.1	84	125	5	64	322	5.8

rebounds versus Fordham (1/6/05) ... Posted eight points and three rebounds at No. 2 Duke (1/9/05) ... Scored 13 points and had two rebounds against NC State (1/17/05) ... Tied career high in points with 15 and added four rebounds, three assists and two steals in the win at Clemson (1/20/05) ... Once again tied her career high in points (15) for the fourth time this season and added six rebounds versus No. 21/24 Florida State (1/24/05) ... Posted nine points and three rebounds at Virginia (1/28/05) ... Did not play against Wake Forest (1/31/05) ... Did not play versus Richmond (2/2/05) ... Did not play at Miami (2/6/05) ... Saw limited action at No. 8/6 North Carolina (2/11/05) ... Had six points, two rebounds and two assists against Virginia (2/13/05) ... Scored eight points and added one rebound versus Georgia Tech (2/16/05) ... Recorded two points, two rebounds and three steals at No. 25 Florida State (2/19/05) ... Posted eight points, three rebounds, five assists and three steals at No. 22/23 Maryland (2/24/05) ... Recorded 300th career-point and had a career-high 10 rebounds against Miami (2/27/05) ... Had five points, six rebounds and two steals versus Wake Forest (3/4/05) in game two of the ACC Tournament ... Tied career high in free throws made and attempted (7-10) versus No. 16/17 DePaul (3/20/05) in the first round of the NCAA Tournament and finished with 15 points and six rebounds.

2003-04: Named BIG EAST Conference Rookie of the Week on Dec. 29 ... Scored 14 points with seven steals against WBC Ilirija ... Did not play against Miami of Ohio (11/21/03) due to injured calf muscle ... Saw first collegiate action at Virginia (11/23/03) ... Saw limited action against Iowa State (11/28/03) ... Scored six points with five rebounds, one assist and one steal vs. Mississippi State in the Paradise Jam championship game (11/29/03) ... Saw limited action against Old Dominion (12/03/03) ... Had six points with five rebounds, three steals and one block at Alabama (12/7/03) ... Scored two points with seven rebounds, three assists and three steals against Maryland (12/13/03) ... Tallied 11 points with five rebounds at James Madison (12/21/03) ... Had nine points and handed out four assists against Furman (12/28/03) ... Scored a point with two rebounds and two assists versus Wake Forest (12/29/03) ... Credited with five rebounds and one assists against Liberty (1/2/04) ... Had a career-high 12 points with five steals, three rebounds and two assists versus Providence (1/4/04) ... Saw limited action at Rutgers (1/7/04) ... Had limited action at Notre Dame (1/10/04) ... Scored two points with four rebounds and one block at Georgetown (1/17/04) ... Had a career-high 13 points at Pittsburgh (1/21/04) ... Tallied two points with three assists, three steals and two rebounds in only 12 minutes versus No. 24 Boston College (1/24/04) ... Credited with two rebounds in limited playing time against No. 4 Connecticut (1/27/04) ... Pulled down three rebounds and handed out two assists versus Seton Hall (2/4/04) ... Had five points, two rebounds and two assists at West Virginia (2/10/04) ... Scored two points and handed



out three assists in six minutes versus No. 23 Miami (2/14/04) ... Had six points and seven rebounds at Providence (2/21/04) ... Tallied eight points with two steals against Pittsburgh (2/28/04) ... Scored team-high 12 points versus St. John's (3/2/04) ... Had three points and three rebounds in just four minutes against Iowa in the first round of the NCAA Tournament (3/21/04).

High School: Averaged 21.4 points and 9.2 rebounds as a junior at Morrow High School

in leading the Lady Mustangs to the state playoffs ... As a junior, she set the school single-season scoring record (605) and scored her 1,000th career point ... Copeland was an All-State Honorable Mention and was a member of the All-Region 4-AAAA second team.

Odds and Ends: Kirby Copeland ... Born 6/29/85 in Thomson, Ga. ... Right-handed ... Daughter of Nettie Jackson ... Enrolled in university studies.



Nare Diawara

#11

6-6 • JUNIOR • CENTER

BAMAKO, MALI • CHESIRE ACADEMY

injury ... Did not play versus Richmond (2/2/05) due to injury ... Did not play at Miami (2/6/05) due to injury ... Did not play at No. 8/6 North Carolina (2/11/05) due to injury ... Did not play against Virginia (2/13/05) due to injury ... Did not play versus Georgia Tech (2/16/05) due to injury ... Did not play at No. 25 Florida State (2/19/05) due to injury ... Scored four points and added three rebounds at No. 22/23 Maryland (2/24/05) ... Recorded four points, two

Nare's Career Highs

Points 11 vs. No. 12 Texas Tech (12/19/04)
 FG Attempted 10 vs. No. 12 Texas Tech (12/19/04)
 FG Made 3 (two times)
 3PT FG Attempted 0
 3PT FG Made 0
 FT Attempted 8 vs. No. 12 Texas Tech (12/19/04)
 FT Made 5 (two times)
 Rebounds 9 vs. Providence (1/4/04)
 Assists 1 (four times)
 Blocks 2 vs. No. 12 Maryland (1/2/05)
 Steals 2 (two times)

Will provide a tremendous presence in the paint ... Has the ability to alter or block shots ... Can score with her back to the basket.

2004-05: Had four rebounds in 11 minutes played in the Valparaiso game (11/19/04) of the Subway Basketball Classic at Minnesota ... Saw limited action at No. 14 Minnesota (11/20/04) in the Subway Basketball Classic ... Scored three points and had two rebounds at James Madison (11/23/04) ... Recorded career-high six points and had two rebounds and one block at Old Dominion (11/27/04) ... Saw limited action but recorded career-high two steals and one rebound versus Alabama (12/4/04) ... Posted three boards at Liberty (12/7/04) ... Saw limited action against St. Francis (Pa.) (12/12/04) ... Had three rebounds and one block against Western Michigan (12/18/04) in the Duel in the Desert Tournament held in Las Vegas, Nev. ... Scored career-high 11 points and had four rebounds and one steal in the win over No. 12 Texas Tech (12/19/04) in the championship game of the Duel in the Desert Tournament held in Las Vegas, Nev. ... Posted seven points, five rebounds and one block versus Southern Mississippi (12/28/04) in Virginia Tech's Lady Luck Classic ... Saw limited action against Davidson (12/30/04) in Virginia Tech's Lady Luck Classic ... Recorded four rebounds and two blocks in Tech's first ACC win over No. 17 Maryland (1/2/05) ... Had one point, one rebound and two steals versus Fordham (1/6/05) ... Scored two points and added three rebounds at No. 2 Duke (1/9/05) ... Did not play against NC State (1/17/05) due to injury ... Did not play at Clemson (1/20/05) due to injury ... Did not play versus No. 21/24 Florida State (1/24/05) due to injury ... Did not play at Virginia (1/28/05) due to injury ... Did not play against Wake Forest (1/31/05) due to



Diawara's Career Statistics

Year	G	GS	MP	FGM-Att	Pct.	3PTM-Att	Pct.	FTM-Att	Pct.	Reb.	Avg.	A	TO	Blk	ST	TP	Avg.
03-04	8	0	37	2-9	.222	0-0	.000	4-8	.500	13	1.6	1	2	3	0	8	1.0
04-05	18	1	157	11-32	.344	0-0	.000	17-30	.567	39	2.2	3	15	7	7	39	2.2
Totals	26	1	194	13-41	.317	0-0	.000	21-38	.553	52	2.0	4	17	10	7	47	1.8

rebounds and one block against Miami (2/27/05) ... Had one rebound versus Wake Forest (3/4/05) in game two of the ACC Tournament ... Saw limited action versus No. 16/17 DePaul (3/20/05) in the first round of the NCAA Tournament.

2003-04: Scored seven points with seven rebounds and two blocks against WBC Ilirija ... Had one rebound in collegiate debut vs. Miami of Ohio (11/21/03) ... Recorded first collegiate block against Furman (12/28/03) ... Had two points, nine rebounds and one block versus Providence (1/4/04) ... Saw limited playing against No. 19 Villanova (1/14/04) ... Had two points versus Seton Hall (2/4/04) ... Credited with one rebound and one assist at Providence (2/21/04) ... Scored four points against Pittsburgh (2/28/04).

High School: Averaged a triple-double with 24 points, 19 rebounds and 11 blocked shots per game ... Led Cheshire (Conn.) Academy to a 19-3 record ... The three losses occurred while Diawara was away from the team to participate in tournament for the Mali national team ... In her final games of the season, she scored 45 and 47 points, respectively.

Odds and Ends: Nare Diawara ... Born 1/22/83 in Bamako, Mali ... Right-handed ... Daughter of Lassana Diawara and Mariam Kouyate ... Brother, Lamine, plays professional basketball in Libya ... Enrolled in university studies.



Brittany Cook #21

6-0 • R-FRESHMAN • GUARD

NARROWS, VA. • MERCER CHRISTIAN ACADEMY



Missed 2004-05 season with knee injury ... Named to the 2004-05 ACC Academic Honor Roll.

High School:

A McDonald's All-America nominee who averaged 28.9 points with 10.6 rebounds, 5.4 steals and 4.6 assists in leading Mercer Christian Academy to a 23-4 record and to the West Virginia state final ... In the state tournament, Cook averaged 30.3 points and set a state single-game record for free throws made with an 18-of-18 performance ... She helped the West Virginia Class A-AA all-star team defeat the Class AAA team for the first time and was named Co-MVP of the game.

Odds and Ends:

Brittany Summer Cook ... Born 12/10/85 in Narrows, Va. ... Right-handed ... Daughter of Rick and Kim Cook ... Enrolled in university studies.



Amber Hall

#31

6-2 • FRESHMAN • CENTER
TALLAHASSEE, FLA. • LEON H.S.



High School:

Adidas All-American, McDonald's All-America nominee ... A Tallahassee Democrat All-Big Bend second-team selection for coach Adolf Hicks at Leon H.S. who averaged 18 points, 11 rebounds, four assists and three blocks, helping her team to the district title and to the FHSAA "Sweet 16" ... She was named to the Florida 4A all-state team ... Most Valuable Player AAU Essence team.

Odds and

Ends: Amber Noelle Belinda Hall ... Born 12/9/86 in Tallahassee, Fla. ... Right-handed ... Daughter of Al and Pinky Hall ... Enrolled in business management.





Laura Haskins #22

5-10 • FRESHMAN • GUARD

ALEXANDRIA, VA. • WEST SPRINGFIELD H.S.

High School: A second team all-state player who averaged 13.5 points, 7.5 rebounds, 6.0 assists and 4.0 steals in leading her team to a 21-6 record, winning their fourth consecutive district championship and advancing to the regional semifinals ... In her high school career, she led her team to two regional championship crowns, advancing to the state tournament both times ... Holds the school career record

in assists, steals and rebounds, breaking the records set by Kara Lawson ... A first-team all-Met selection, her class holds the school record for career wins with 101.

Odds and Ends: Laura Haskins ... Born 3/18/87 in Alexandria, Va. ... Right-handed ... Daughter of Harry and Shirley Haskins ... Valedictorian of her senior class ... Enrolled in business management.



A.J. Lemaitre

#14

5-10 • FRESHMAN • GUARD

FAIRFAX, VA. • W.T. WOODSON H.S.




High School:

A McDonald's All-America nominee who averaged 20 points, five rebounds, four assists and two steals for coach Renee DeVarney at W.T. Woodson ... Led her team to a 25-4 record, advancing to the state quarterfinals ... Finished her career with over 1,500 points ... Was second-team all-state, a three-time first-team Northern Region, Liberty District, honorable mention all-Met and team MVP selection.

Odds and

Ends: Adriana Lemaitre ...
Born 8/5/87 in Miami, Fla. ...
Right-handed ...
Daughter of Rafael and Rossana Lemaitre ...
Earned two letters in lacrosse ...
Major is undecided.





2004-2005 REVIEW

The Hokies participated in many exciting games during the 2004-05 season, their first in the ACC, and advanced to the NCAA Tournament for the third consecutive season



2004-2005 Review

Hokies receive third straight NCAA bid and make eighth consecutive postseason appearance

The 2004-05 Virginia Tech women's basketball season had several "firsts" for the program. The Tech program participated in its first season in the Atlantic Coast Conference; this season was the Hokies first under head coach Beth Dunkenberger; and it included first-ever victories over Texas Tech, Valparaiso, Davidson, St. Francis (Pa.), and Western Michigan.

The 17-12 record was the 17th winning season in the history of the program and the Hokies made a trip to the postseason for the eighth consecutive year, including their third straight NCAA bid. Tech won its own Lady Luck Classic for the seventh straight year, for the 12th time in the past 15 seasons. Last year's edition also won the Duel in the Desert tournament in Las Vegas, Nev., with a come-from-behind 71-70 overtime victory over No. 12 Texas Tech. Additionally, the Hokies picked up their 13th straight victory in a home-opener with a 72-59 win over Alabama.

The season also contained many individual accomplishments. Kerri Gardin was an Honorable Mention All-ACC selection after averaging a double-double (12.3 points, 10.1 rebounds) in conference contests. Gardin also tied the Tech single-game record with 21 rebounds against Virginia.

Dawn Chriss scored the second-most points by a Hokie with 33 points at Florida State, and also tied the single-game mark with 14 field goals versus the Seminoles. Carrie Mason was named to the Subway Classic, Duel in the Desert, and Lady Luck Classic all-tournament teams, and needs only one point to become the 17th member of the Virginia Tech 1,000-point club. Kirby Copeland was also named to the Lady Luck Classic all-tournament team after helping the Hokies to another holiday tournament title.


As the season came to an end, so did the basketball career of Erin Gibson, the lone senior on the team. Gibson led Tech to four consecutive postseason appearances, three NCAA tournament selections, one WNIT invitation and three 20-plus win seasons. She was named to the Subway Classic all-tournament team, and was selected as the Lady Luck Classic Most Valuable Player for the second time in three seasons. Gibson became the 16th member of the 1,000-point club and finished her career ranked 11th in scoring (1,118), fourth in blocks (122) and fifth in rebounds (752) and minutes played (3,263). She was also named to the 2005 *ESPN The Magazine* Academic All-America District III Women's Basketball University Division first team, and was selected as one of 29 Atlantic Coast Conference scholar-athletes to receive a ACC Postgraduate Scholarship.

Cassell Coliseum continued to prove to be "unfriendly confines" for Tech's opponents, with the Hokies posting a 10-3 home court record. The three losses were to NCAA Tournament participants: NC State in overtime, Florida State in double overtime, and a three-point loss versus Virginia.

Tech successfully opened the Beth Dunkenberger era with a 64-57 victory over Valparaiso in the opening round of the Subway Basketball Classic in Minneapolis, Minn. The Hokies broke open a tight contest in the second half with a 12-4 run to lead 58-48 and held on for the victory. Gibson, who had a career-high 25 points, along with Mason, keyed the rally with six points each. The victory was Tech's eighth consecutive season-opening victory.

An early scoring barrage by No. 14 Minnesota proved to be too much to overcome as Tech suffered a 70-56 defeat in the Subway Classic title contest in front of 6,912 fans at Williams Arena on the University of Minnesota campus. The Golden Gophers scored the first eight points of the game and led 32-8 before the Hokies began to chip away. Tech used a 21-9 surge to cut the Minnesota lead to 41-27 at intermission, however the Hokies could get no closer despite holding the Golden Gophers without a field goal for the final 10:54 of the contest. Gardin led Tech with 15 points and 10 rebounds while Gibson and Mason were named to the All-tournament team.

The Hokies came out smokin' in their next game at James Madison making 14 of their first



Carrie Mason directed the Hokies to a 17-12 record last year and an NCAA bid.

15 shots to build a 31-12 in the first 10 minutes of the game. The Dukes clawed their way back into the contest and trailed 62-60, but that would be as close as JMU would come as Tech put together a 20-7 run the rest of the way. Roshana Jackson led Tech with 15 points and nine rebounds while Dawn Chriss added nine points and eight boards along with four steals.

A cold shooting day combined with losing the battle of the boards, and too many turnovers, led to a 87-56 loss at Old Dominion. The Hokies shot only 33.3 percent from the field, and were outrebounded 51-36 with 23 turnovers. Tech trailed 44-27 at the half and could manage to get no closer than 13 points the rest of the way. Dawn Chriss was the only Hokie in double figures with 12 points and was credited with three blocks.

After playing four games on the road, Tech finally was able to take the floor in the friendly confines of Cassell Coliseum. The Hokies placed four players in double figures in an impressive 72-59 win over Alabama, which was Tech's 13th straight home-opening victory. Defense proved to be the key as the Crimson Tide was limited to only 32 percent from the field and had its top two scorers held to a combined eight points while the Hokies forced 19 turnovers. Gardin led Tech with 15 points while Gibson and Copeland chipped in 14 points each.

Tech ventured back out on the road for a contest at future "Sweet Sixteen" participant Liberty, and the Hokies came away with a 66-55 win. The victory improved Tech's all-time record to 11-0 vs. the Flames. Mason led a balanced attack with 14 points, and combined with Copeland to score 14 of Tech's final 16 points. The Hokies also forced 20 Liberty turnovers which they parlayed into 25 points.

The winning streak reached three games with a 77-62 win over St. Francis (Pa.) at home. Tech shot 47 percent for the game and raced to a 41-30 halftime advantage and coasted to the victory. Jackson and Copeland tallied 15 points each, with Gibson adding 13 points and nine boards.

Just before the winter break, the Hokies took a trip a west to participate in the Duel in the Desert tournament in Las Vegas, Nev. Western Michigan was the first-round opponent, and Tech forced the Broncos into 31 turnovers while Gardin recorded a double-double in the 72-57 victory. Gardin had 14 points and 11 rebounds followed by Mason and Gibson with 14 points each.

Tech used a total team effort to overcome a slow start to upset No. 12 Texas Tech, 71-70, in overtime to claim the Duel in the Desert championship. After trailing 27-19 at the half, the Hokies rallied to force overtime. Two Mason free throws gave Tech a 71-68 lead, but the Lady Raiders responded by hitting a layup with only nine seconds left. After two missed Hokie free throws, Texas Tech missed a desperation jumper as time expired. Mason, a member of the all-tournament team, had 12 points while Gibson and Diawara added 11 points each. Tech won the rebounding battle 55-44 and limited Texas Tech to 37.5 percent from the field and one three-point basket.

The Hokies displayed no sign of rust from the holiday break with the largest win in the program's history, a 105-40 victory over Southern Miss in the opening round of the Lady Luck Classic. Tech used runs of 19-6, 15-0, 18-0 and 29-4 during the lopsided affair to coast to an easy win. The 105 points set a new tournament record, as every Hokie scored at least six points, led by Gardin's 19. Tech tallied 56 points off of 33 Lady Eagle turnovers and the Hokie bench outscored the Southern Miss team, 62-40.

A seventh straight Lady Luck Classic title was on the line against Davidson and the Hokies easily defeated the Wildcats 87-62. Gibson, the tournament MVP, had 21 points, nine rebounds, and three blocks. Every Tech player scored in the victory. Copeland and Mason were also named to the all-tournament team, as Tech won its own tournament for the 12th time in 15 years.

Tech faced a sturdy test in its ACC debut as No. 17 Maryland came to Cassell Coliseum to provide the opposition. The Hokies had four players in double figures, and never trailed in the 77-67 win before a crowd of 5,847. Defense again proved to be a deciding factor as the Terrapins shot 36 percent from the field, and suffered 17 turnovers.

Following the Maryland victory, Tech received its first national ranking of the season at No. 25, and celebrated with a 80-67 win over Fordham, extending the winning streak to nine games. After holding a commanding 42-25 lead at intermission, the Hokies saw their advantage slip to only 51-48 in the second half. Tech responded with a 15-6 run capped by a Gardin trey, her second in the game, which effectively broke the Rams back.

The biggest challenge of the young ACC season was next as Tech travelled to Durham, N.C. to face No. 2 Duke. The Hokies trailed only 29-26 late in the first half, but the Blue Devils replied with an 12-5 spurt the rest of the half to lead 41-31. Duke scored the first nine points of the second half and coasted to the 88-67 win. Gardin, Gibson, and Mason led the Hokies with 13 points each.

A return home proved to not be the answer, as Tech dropped a thrilling 76-75 overtime game to NC State. The contest featured 18 ties and

Britney Anderson scores in Tech's 74-64 win over Wake Forest.



22 lead changes, but poor free throw shooting proved to be the Hokies' undoing. Tech made only 15-25 free throws and Mason had a last chance shot blocked as the Hokies suffered their first home loss of the year.

Next on the schedule was a trip to Clemson, where Tech picked up its first ACC road victory, 81-66, over the Tigers. The 23rd-ranked Hokies used an 11-0 run in the first half to break open the game and secure the victory. Copeland led four players in double figures with 15 points while Gardin had a team-high 11 rebounds.

Seven days following the NC State loss, Tech suffered another tough defeat at home dropping a 81-78 double overtime decision to Florida State. Much like the NC State contest, the FSU game was a see-saw affair with 14 lead changes and 18 ties. The Hokies led 71-67 in the first overtime, but a desperation three-pointer by FSU with the shot clock running down cut the lead to one. Copeland hit one of two free throws, before the Lady Seminoles hit a layup just before the horn to force the second period. In the second overtime, Florida State scored the first four points, and never trailed again. Down by three, Tech's Christie Marrone did get a good look at a game-tying trey, but the shot missed and the clock ran out on the Hokies. Gardin led the way with 22 points and 16 rebounds while Copeland added 14.

continued...

Losing the battle of the boards was the difference in Tech's 70-67 loss at Virginia. The Cavaliers outrebounded the Hokies 49-27, and had 27 second-chance points. Gibson and Mason were high scorers with 14 each, followed by Gardin and Chriss with 10 points each.

A big second-half run snapped a rare two-game home losing streak in Tech's 74-64 win over Wake Forest. The Hokies only led 35-34 at the half, but exploded early in the second half on a 17-0 spurt to seal the victory. During the streak, Tech forced five Wake Forest turnovers and limited the Demon Deacons to only five shot attempts. A balanced scoring attack was led by Mason with 13 points, while Chriss and Megan Finnerty added 12 points each.

Offensive efficiency was the key to victory over Richmond. Tech shot over 50 percent from the field and committed only 10 turnovers in a 79-63 win over the Spiders. The Hokies also handed out a season-high 20 assists, and forced Richmond into 18 turnovers. While four players tallied in double figures, Gardin turned in a great all-around performance with eight points, eight rebounds and eight assists.

A cold night from the field in sunny South Florida, along with turnovers, led to a 78-67 defeat at Miami. Tech shot only 37 percent and suffered 26 turnovers in the loss. Despite the turnovers and cold shooting, the Hokies actually led 50-46 with under 13 minutes remaining in the game, but Miami used a 14-4 run to reclaim the lead. The Hurricanes ended the contest on a 18-8 streak to secure the win. Gardin had another double-double to lead Tech with 13 points and 10 rebounds.

Tech made its first trip to Chapel Hill, N.C. since 1991 to face sixth-ranked North Carolina. The Hokies played even with the Tar Heels for the first 10 minutes of the contest, before UNC used a 13-2 run to build a 45-35 halftime advantage, and went on to post a 93-67 victory. Tech shot over 47 percent from the field but UNC was even better, connecting on 53 percent of its field goal attempts, and winning the battle of the boards, 46-28. Chriss and Gardin paced Tech with 14 points each while Gibson and Mason added a dozen points apiece.


Despite a record-tying performance from Gardin and double-doubles from Gardin and Gibson, the Tech losing streak was extended to three games, following a 61-58 home loss to Virginia. After trailing 29-22 at the half, the Hokies came out of the locker room and put together a 16-2 run to take the lead, 38-31. UVA battled back to tie the game, and took the lead for good with 4:27 on the clock. Tech pulled to within one point on a couple of occasions down the stretch, but was unable to retake the lead. Gardin tied a Tech record with 21 rebounds to go along with her 10 points, while Gibson had 12 points and 11 boards.

The Hokies took out the frustration of the three-game skid by routing Georgia Tech 73-48 in Cassell Coliseum. Tech committed only seven turnovers in the contest and connected on 23-of-25 free throw attempts in the victory. The Hokies limited the Yellow Jackets to only 30 percent shooting from the field while forcing

16 turnovers. Gardin again led Tech with 18 points and eight rebounds.

Tech and Florida State, who had battled through two overtimes in Blacksburg earlier in the season, did themselves one better in the rematch at Tallahassee, Fla. This time, the two teams fought through three overtimes with the Seminoles outlasting the Hokies, 94-83. Chriss had one of the best offensive games in the history of the Tech program with 33 points. Her effort was the second-most points scored by a Tech player, falling one point shy of the school-record 34-point effort by Renee Dennis against Memphis State on Feb. 27, 1987. Tech had the last shot in regulation in each of the first two overtimes, but couldn't get the game-winners to fall. In addition to Chriss' outstanding evening, Anderson had her best game as a Hokie with 18 points, followed by Mason with 13, while Gibson added 10 points and a game-high 16 rebounds.

Coming off the emotional loss at Florida State, the Hokies headed to College Park, Md. to face No. 22 Maryland. Chriss, playing in her home state, led the Hokies to a 87-79 victory with 19 points, while Gardin continued her solid play adding 19 points and 12 rebounds. Mason handed out a career-high nine assists while tossing in 10 points in leading Tech to a season-high 25 total assists. The Hokies had one of their best shooting performances of the year, making 58 percent of their shots, and forced 24 Terrapin turnovers.



Kirby Copeland soars to the basket

The regular season finale featured a rematch with Miami, and a chance to honor Gibson, the lone senior on the team. The Hokies played with ruthless efficiency on both ends of the floor in a 90-45 pasting of the Hurricanes. Tech jumped out to an incredible 33-4 lead, and led 47-20 at the half. There was no relaxing in the second half as the Hokies opened the second frame on a 14-4 run to build the lead to 61-24. Tech shot 54 percent from the floor while limiting Miami

to under 30 percent, and dominated the boards with a 47-27 advantage. Gardin led five players in double figures with 16 points, while Gibson and Anderson added 12 points as 11 players scored in the victory.


Tech entered its first ACC tournament with high hopes after ending the regular season with impressive victories at Maryland and over Miami. The Hokies faced Wake Forest in the first round, and led 25-20 at the half. The Demon Deacons, who live and die by the three-point shot, opened the second half by connecting on five of their first seven shots, including three treys to take the lead, 42-39. The Hokies jumped back out in front with an 8-3 spurt only to see Wake Forest respond by scoring the next eight points

to take the lead for good. Copeland missed a potential game-tying shot with 25 seconds remaining in the game, and Tech was forced to watch as the Demon Deacons put the game away at the free throw line. Chriss was one of only two Hokies in double figures with 18 points followed by Gardin with 15.

Tech was rewarded for its regular season success with a third consecutive trip to the NCAA tournament and eighth straight postseason bid. A return to College Park, Md. saw the Hokies face 16th-ranked DePaul in the first round and the game turned out to be a classic. After coming out flat in the first half and falling behind 37-17, Tech began one of the greatest comebacks in the program's history.

Trailing 42-25 at intermission, the Hokies came out energized in the second half, and quickly cut the DePaul lead to 49-38. With the Blue Demons leading 57-49, the Hokies responded with an 8-0 run to tie the game and eventually built a five-point lead of their own. The teams battled back-and-forth over the final four minutes until Tech grabbed the lead, 78-77, on a free throw by Copeland. DePaul then set up a play and Jenni Dant's pull-up jumper over Gardin bounced twice on the rim before falling through with four seconds left. Tech inbounded the ball, and Mason fired a pass to an open Gardin as she streaked toward the bucket, but the pass glanced off Gardin's fingertips, and the Hokies' season came to an end.

Even though the 2004-05 season certainly was full of many highs and lows, the future continues to look bright for the Virginia Tech women's basketball program. Eight consecutive postseason bids and three straight trips to the NCAA tournament are solid foundations for the 2005-06 group of the Hokies to build upon. With four starters and five seniors returning, the excitement is already building as Tech enters its second season in the Atlantic Coast Conference.



Dawn Chriss drives to the hoop for two points during the second half of Tech's NCAA Tournament game against DePaul.

2004-2005 RESULTS

Nov.	7	PREMIER SPORTS	W	92-51
	11	NETHERLANDS	W	88-78
	19	vs. Valparaiso†	W	64-57
	20	vs. #14/16 Minnesota†	L	56-70
	23	at James Madison	W	80-67
	27	at Old Dominion	L	56-87
Dec.	4	ALABAMA	W	72-59
	7	at Liberty	W	66-55
	12	ST. FRANCIS (Pa.)	W	77-62
	18	vs. Western Michigan\$	W	72-57
	19	vs. #12 Texas Tech\$	W	71-70 OT
	28	SOUTHERN MISSISSIPPI	W	105-40
	30	DAVIDSON	W	87-62
Jan.	2	#17/17 MARYLAND*	W	77-67
	6	FORDHAM	W	80-67
	9	at #2 Duke*	L	67-88
	17	N.C. STATE*	L	75-76 OT
	20	at Clemson*	W	81-66
	24	FLORIDA STATE*	L	78-81 2 OT
	28	at Virginia*	L	67-70
	31	WAKE FOREST*	W	74-64
Feb.	2	RICHMOND	W	79-63
	6	at Miami*	L	67-78
	11	at #8/6 North Carolina*	L	67-93
	13	VIRGINIA*	L	58-61
	16	GEORGIA TECH*	W	73-48
	19	at #25 Florida State*	L	82-93 3 OT
	24	at #23/22 Maryland*	W	87-79
	27	MIAMI*	W	90-45
Mar.	4	vs. Wake Forest (ACC)	L	56-61
	20	vs. #16/17 DePaul (NCAA)	L	78-79

† Subway Basketball Classic in Minneapolis, Minn.

\$ Duel in the Desert in Las Vegas, Nev.

> LADY LUCK CLASSIC IN BLACKSBURG, Va.

(ACC) 28th ACC Championship in Greensboro, N.C.

(NCAA) First Round in College Park, Md.

*Atlantic Coast Conference game

Home Games in ALL CAPS

2004-2005 Statistics

##	Player	GP	GS	Min	Avg	TOTAL			3-PTS			REBOUNDS			PF	FO	A	TO	Blk	Stl	Pts	Avg					
						FG	FGA	Pct	3FG	FGA	Pct	FT	FTA	Pct									Off	Def	Tot	Avg	
54	GIBSON, Erin	29	29	858	29.6	126	280	.450	0	1	.000	76	122	.623	69	104	173	6.0	60	1	32	60	43	29	328	11.3	
	Conference-Only...	14	14	431	30.8	55	137	.401	0	1	.000	30	54	.556	29	54	83	5.9	26	0	18	29	22	18	140	10.0	
32	GARDIN, Kerri	29	20	750	25.9	128	285	.449	7	29	.241	59	96	.615	104	128	232	8.0	60	2	48	60	29	39	322	11.1	
	Conference-Only...	14	11	393	28.1	71	150	.473	3	17	.176	26	41	.634	62	79	141	10.1	25	0	22	31	20	20	171	12.2	
23	CHRISS, Dawn	29	29	789	27.2	118	241	.490	1	8	.125	81	112	.723	43	80	123	4.2	58	2	62	55	14	49	318	11.0	
	Conference-Only...	14	14	404	28.9	56	113	.496	1	6	.167	50	63	.794	21	37	58	4.1	34	2	29	30	6	24	163	11.6	
24	MASON, Carrie	29	29	955	32.9	97	245	.396	45	108	.417	64	77	.831	12	68	80	2.8	30	0	98	93	12	30	303	10.4	
	Conference-Only...	14	14	482	34.4	53	124	.427	27	61	.443	26	30	.867	6	31	37	2.6	14	0	54	46	5	13	159	11.4	
5	COPELAND, Kirby	26	13	508	19.5	75	208	.361	0	7	.000	72	101	.713	41	60	101	3.9	61	1	55	69	2	38	222	8.5	
	Conference-Only...	12	6	242	20.2	34	97	.351	0	4	.000	34	48	.708	18	19	37	3.1	32	0	25	28	1	14	102	8.5	
25	ANDERSON, Britney	29	10	558	19.2	84	165	.509	0	4	.000	21	29	.724	27	50	77	2.7	34	0	21	40	10	19	189	6.5	
	Conference-Only...	14	8	329	23.5	50	102	.490	0	2	.000	11	13	.846	11	23	34	2.4	23	0	11	28	3	14	111	7.9	
1	MARRONE, Christie	29	0	366	12.6	42	111	.378	21	59	.356	19	23	.826	4	23	27	0.9	23	0	42	38	0	13	124	4.3	
	Conference-Only...	14	0	176	12.6	18	51	.353	10	28	.357	11	14	.786	3	15	18	1.3	9	0	28	18	0	7	57	4.1	
50	JACKSON, Roshana	29	14	415	14.3	46	80	.575	0	0	.000	19	29	.655	25	58	83	2.9	69	2	12	28	17	24	111	3.8	
	Conference-Only...	14	3	162	11.6	17	31	.548	0	0	.000	11	15	.733	7	24	31	2.2	25	0	5	13	11	8	45	3.2	
45	FINNERTY, Megan	28	0	361	12.9	37	73	.507	0	0	.000	33	48	.688	19	43	62	2.2	50	0	27	28	2	13	107	3.8	
	Conference-Only...	13	0	174	13.4	23	39	.590	0	0	.000	8	13	.615	7	18	25	1.9	20	0	18	10	1	4	54	4.2	
10	RECCHIA, Fran	27	0	258	9.6	26	78	.333	20	58	.345	8	81	.000	7	20	27	1.0	15	0	10	14	0	4	80	3.0	
	Conference-Only...	14	0	121	8.6	10	29	.345	8	23	.348	4	41	.000	2	9	11	0.8	7	0	4	7	0	2	32	2.3	
11	DIAWARA, Nare	18	1	157	8.7	11	32	.344	0	0	.000	17	30	.567	12	27	39	2.2	14	0	3	15	7	7	39	2.2	
	Conference-Only...	4	0	36	9.0	3	7	.429	0	0	.000	4	9	.444	3	9	12	3.0	3	0	0	3	3	1	10	2.5	
TEAM REBOUNDS.....															62	68	130	4.5	0				6				
Conference-Only...															27	31	58	4.1	0				3				
Virginia Tech	29	5975			790 1798 .439			94	274	.343	469	675	.695	425	729	1154	39.8	474	8	410	506	136	265	2143	73.9		
Conference-Only...	14	2950			390 880 .443			49	142	.345	215	304	.707	196	349	545	38.9	218	2	214	246	72	125	1044	74.6		
Opponents.....	29	5975			740 1816 .407			115	401	.287	371	525	.707	430	679	1009	38.2	540	19	382	552	140	241	1966	67.8		
Conference-Only...	14	2950			386 930 .415			58	207	.280	180	246	.732	228	332	560	40.0	251	4	188	255	77	135	1010	72.1		

SCORE BY PERIODS:	1st	2nd	Total
Virginia Tech	1034	1053	2143
Opponents	885	1011	1966
DEADBALL REBOUNDS:	OFF	DEF	TOTAL
Virginia Tech	98	10	108
Opponents	60	13	73



The Hokies huddle during their NCAA Tournament game against DePaul in College Park, Maryland last year.

Virginia Tech 64, Valparaiso 57

MINNEAPOLIS, Minn. (11/19/04) - Virginia Tech successfully opened the Beth Dunkenberger era with a 64-57 victory over Valparaiso in the opening round of the Subway Basketball Classic hosted by the University of Minnesota. With the win, the Hokies advanced to the championship game in the 14,625-seat Williams Arena against 14th-ranked Minnesota. The victory was Tech's eight consecutive season-opening win.

Tech led only 46-44 with just over ten minutes remaining in the game before the Hokies put together a 12-4 run to build their largest lead of the night at 58-48. Erin Gibson, who had a career-high 25 points, along with Carrie Mason, keyed the rally with six points each. The two squads battled on near even terms the rest of the way for the final margin.

In addition to her scoring outburst, Gibson added nine rebounds to lead the Hokies. Kerri Gardin added 13 points followed by Mason and Dawn Chriss with 12 and 10 points respectively.

The Hokies enjoyed a hot shooting night, connecting on 57.9 percent (23-41) from the field and dominated the boards, holding a commanding 35-21 advantage. Valparaiso was held to 41.5 percent (22-53) from the floor and only 1-of-9 from behind the arc. Tech hit both of its three-point attempts, one each by Mason and Kerri Gardin.

Tech jumped out to an early 20-11 lead nine minutes into the contest but was limited to only three field goals for the remainder of the half. Valparaiso answered with a 13-3 run over the next seven minutes to take its only lead of the night, 24-23. A couple of buckets by Gibson and freshman Christy Marrone enabled Tech to tie the game at 27-27 at the intermission.

#14 Minnesota 70, Virginia Tech 56

MINNEAPOLIS, Minn. (11/20/04) - An early scoring barrage by No. 14 Minnesota proved to be too much to overcome as Virginia Tech suffered a 70-56 loss in the championship game of the Subway Basketball Classic. The contest was played in front of 6,912 fans in Williams Arena on the University of Minnesota campus.

Tech was led by Kerri Gardin with 15 points and 10 rebounds, the fifth double-double of her career, and Carrie Mason with 11 points and six assists. Mason and Erin Gibson, who had 25 points and nine rebounds in Tech's 64-57 win on Friday against Valparaiso, were named to the all-tournament team.

Minnesota jumped out to an 8-0 lead only 79 seconds into the game, forcing Tech to call an early timeout. After Gibson got the Hokies on the board, the Golden Gophers added a 7-0 run before Tech head Coach Dunkenberger called her second timeout only four minutes into the game.

The host, who nailed 7-of-8 three-point shots in the opening nine minutes, eventually built the lead to 32-8 before Tech began to chip away. The Hokies used a 21-9 spurt the rest of the half to cut the Minnesota lead to 41-27 at intermission.

After trailing by as many as 20 points in a foul-filled second half, Tech began to control the boards and cut the lead to 59-48 with 5:31 remaining in the game on a layup by Gardin. However, Minnesota, which was held without a field goal for the final 10:54, made its free throws down the stretch for the final margin.

Tech shot only 28.8 percent from the field but came up with 44 rebounds of which half were on the offensive boards. The game included 50 fouls and saw five players, three from Minnesota and two for Tech, foul out.

Minnesota, a 2004 NCAA Final Four participant, was led by tournament MVP Jamie Brobeck with 23 points and All-America center Janel McCarville with 12 points, 14 rebounds and three blocks.

Virginia Tech 80, James Madison 67

HARRISONBURG, Va. (11/23/04) - The Virginia Tech Hokies defeated James Madison, 80-67, in their first road victory of the season at the JMU Convocation Center.

The Hokies were unconscious to begin the game, making 14 of their first 15 shots from the field, including 13 in a row and three 3-pointers, to build a 31-12 lead by the 10-minute mark of the first half.

However, JMU never gave up. The Dukes clawed their way back into the game, helped by a 1-for-10 Tech drought near the end of the first half, and trailed by just 11 at intermission, 43-32. An 8-2 JMU run to start the second half cut Tech's lead to 45-40.

The Hokies extended their lead to 11 with a 6-0 run, but the Dukes sliced it right back to two points with a 20-10 run over the next 8:11. With the score 62-60 and the Dukes the closest they had been since the score was 3-2, the Hokies responded with five consecutive defensive stops. In that time, the Hokies scored six unanswered, mostly on free throws, to take a 68-60 lead with 3:45 remaining.

With time winding down, JMU began rushing shots and the Hokies were able to capitalize with some easy transition buckets to provide the final score.

Tech was led by Roshana Jackson who finished one rebound shy of her first double-double as a Hokie. Jackson notched 15 points and nine rebounds on the night. Erin Gibson added 12 points and Carrie Mason contributed 10. Dawn Chriss also sniffed a double-double with nine points and eight rebounds to go along with several critical steals when JMU threatened to take the lead. Lesley Dickinson led the Dukes with 20 points while Meredith Alexis and Tamera Young scored 16 and 13, respectively.

The Hokies have now won seven straight over the Dukes. This also marked just the fourth time in 23 seasons that JMU has lost its home opener.

Virginia Tech 64, Valparaiso 57 Nov. 19, 2004; Williams Arena

Valpo (57)	MP	FG	FT	R	A	PF	TP
Stangler	38	9-18	5-6	4	1	3	23
Braun	27	4-6	0-0	1	0	0	8
Rietema	32	4-8	0-0	5	1	2	8
Gutowski	24	1-8	0-0	0	2	5	2
Boone	38	3-7	3-5	4	6	2	10
Bechtold	14	1-1	1-2	0	1	2	3
Kuikhoven	7	0-2	0-0	0	2	2	0
Myers	7	0-1	0-0	1	0	0	0
Baugher	13	0-2	3-4	4	0	1	3
Team				2			
Totals	200	22-53	12-17	21	13	17	57

VT (64)	MP	FG	FT	R	A	PF	TP
Gardin	31	5-9	2-3	2	1	3	13
Gibson	38	10-15	5-8	9	1	1	25
Diawara	11	0-1	0-0	4	0	2	0
Chriss	22	3-5	4-6	1	0	3	10
Mason	34	4-8	3-4	1	8	2	12
Marrone	10	1-2	0-0	0	1	1	2
Copeland	13	0-1	0-0	2	4	0	0
Recchia	3	0-0	0-0	0	0	0	0
Anderson	8	0-0	0-0	0	0	0	0
Finnerty	13	0-0	2-2	7	1	2	2
Jackson	17	0-0	0-0	2	0	3	0
Team				7			
Totals	200	23-41	16-23	35	16	17	64

Valparaiso		25	32	—	57
Virginia Tech		27	37	—	64

PERCENTAGES:

Valpo	FG%	41.5	3PT%	11.1	FT%	70.6
VT	FG%	56.1	3PT%	100	FT%	69.6

3-POINTERS - Valpo 1 (Boone 1); VT 2 (Gardin 1, Mason 1)
BLOCKED SHOTS - Valpo 3 (Braun 2, Gutowski 1); VT 1 (Gardin 1)
STEALS - Valpo 6 (Bechtold 2, Braun 1, Rietema 1, Boone 1, Baugher 1); VT 8 (Mason 4, Gardin 1, Chriss 1, Copeland 1, Jackson 1)
TURNOVERS - Valpo 10 (Stangler 3, Gutowski 2, Rietema 1, Boone 1, Bechtold 1, Kuikhoven 1, Myers 1); VT 18 (Mason 5, Gardin 3, Copeland 2, Anderson 2, Finnerty 2, Gibson 1, Chriss 1, Marrone 1, Recchia 1)
TECHNICAL FOULS - None
OFFICIALS: June Courteau, Bob Trammell, Tina Napier
ATTENDANCE: 6,392

Minnesota 70, Virginia Tech 56 Nov. 20, 2004; Williams Arena

VT (56)	MP	FG	FT	R	A	PF	TP
Gardin	32	6-17	3-6	10	1	5	15
Gibson	35	4-12	1-4	7	0	4	9
Jackson	12	2-2	0-1	2	0	4	4
Chriss	33	3-9	2-2	4	3	0	8
Mason	38	2-11	7-8	3	6	1	11
Marrone	6	0-2	2-3	0	0	2	2
Copeland	11	1-7	0-0	3	0	5	2
Recchia	6	1-2	0-0	0	0	0	3
Diawara	4	0-0	0-0	0	0	1	0
Anderson	13	0-4	1-2	7	1	2	1
Finnerty	10	0-0	1-2	2	0	1	1
Team				6			
Totals	200	19-66	17-28	44	11	25	56

MIN (70)	MP	FG	FT	R	A	PF	TP
Bolden	28	2-3	0-1	3	3	5	5
Broback	36	7-14	5-8	4	2	3	23
McCarville	29	4-11	4-7	14	2	1	12
Calhoun	22	2-4	0-0	5	1	5	4
Schonrock	37	3-6	3-4	2	4	2	12
Davis	1	0-0	0-0	0	0	0	0
Royland	19	2-5	3-3	5	0	4	7
Williams	5	1-1	1-2	1	0	0	3
Garry	1	0-0	0-0	0	1	0	0
Lacey	13	1-3	0-0	0	0	0	2
Knight	1	0-0	0-0	0	0	0	0
Collison	2	0-0	0-0	0	0	0	0
Podominick	6	0-1	2-2	0	1	5	2
Team				7			
Totals	200	22-48	18-27	41	14	25	70

Virginia Tech		27	29	—	56
Minnesota		41	29	—	70

PERCENTAGES:

VT	FG%	28.8	3PT%	12.5	FT%	60.7
MIN	FG%	45.8	3PT%	47.1	FT%	66.7

3-POINTERS - VT 1 (Recchia 1); MIN 8 (Broback 4, Schonrock 3, Bolden 1)
BLOCKED SHOTS - VT 2 (Gibson 1, Chriss 1); MIN 7 (McCarville 3, Broback 2, Williams 1, Lacey 1)
STEALS - VT 6 (Gardin 3, Gibson 1, Chriss 1, Finnerty 1); MIN 8 (McCarville 3, Bolden 2, Calhoun 1, Schonrock 1, Royland 1)
TURNOVERS - VT 12 (Chriss 3, Gibson 2, Mason 2, Copeland 2, Finnerty 2, Gardin 1); MIN 13 (Royland 4, McCarville 3, Bolden 1, Broback 1, Calhoun 1, Lacey 1, Podominick 1)
TECHNICAL FOULS - None
OFFICIALS: Lisa Mattingly, Tina Napier, Bob Trammell
ATTENDANCE: 6,912

Virginia Tech 80, James Madison 67 Nov. 23, 2004; JMU Convocation Center

VT (80)	MP	FG	FT	R	A	PF	TP
Gardin	21	3-6	0-0	2	2	5	6
Jackson	28	6-8	3-4	9	0	4	15
Gibson	27	3-9	6-8	5	0	4	12
Chriss	32	3-5	3-4	8	3	2	9
Mason	34	3-11	2-4	3	3	1	10
Marrone	7	2-3	0-0	0	0	0	5
Copeland	12	3-6	0-0	2	2	1	6
Recchia	14	2-6	2-2	3	2	1	7
Diawara	6	1-1	1-2	2	0	1	3
Anderson	3	0-0	0-0	0	1	1	0
Finnerty	16	2-3	3-4	2	1	2	7
Team				1			
Totals	200	28-58	20-28	37	14	22	80

JMU (67)	MP	FG	FT	R	A	PF	TP
Young	29	3-11	7-11	7	2	1	13
Alexis	36	6-13	4-5	8	1	4	16
Brooks	13	0-2	0-0	1	0	3	0
Benvenuto	23	3-6	0-0	0	1	2	6
Dickinson	34	6-13	5-8	4	1	3	17
Felix	4	0-0	0-0	0	0	1	0
Ugdah	11	1-2	1-3	5	2	4	3
Culbertson	26	2-5	2-2	1	1	3	8
McCall	24	1-5	1-1	3	1	2	4
Team				4			
Totals	200	22-57	20-30	33	9	23	67

Virginia Tech		43	37	—	80
James Madison		32	35	—	67

PERCENTAGES:

VT	FG%	48.3	3PT%	50.0	FT%	71.4
JMU	FG%	38.6	3PT%	23.1	FT%	66.7

3-POINTERS - VT 4 (Mason 2, Marrone 1, Recchia 1); JMU 3 (Culbertson 2, McCall 1)
BLOCKED SHOTS - VT 2 (Gardin 1, Jackson 1); JMU 1 (Ugdah 1)
STEALS - VT 5 (Chriss 4, Copeland 1); JMU 3 (Alexis 2, Benvenuto 1)
TURNOVERS - VT 13 (Mason 3, Copeland 3, Gibson 2, Chriss 2, Gardin 1, Diawara 1, Anderson 1); JMU 16 (Benvenuto 4, Dickinson 4, Alexis 2, Culbertson 2, Young 1, Brooks 1, Ugdah 1, McCall 1)
TECHNICAL FOULS - None
OFFICIALS: Susan Blauch, Nanette Siske, Brad McMillon
ATTENDANCE: 1,196

Old Dominion 87, Virginia Tech 56

NORFOLK, Va. (11/27/04) - A cold shooting day and losing the battle of the boards proved to be too much to overcome for Virginia Tech in the Hokies' 87-56 loss at Old Dominion. The contest was played before 3,480 at Ted Constant Center on the ODU campus.

Tech was led in scoring by Dawn Chriss with 12 points followed by Erin Gibson and Carrie Mason with seven points each. The Hokies shot only 33.3 percent (21-63), were beaten 51-36 on the boards, and suffered 23 turnovers in the loss.

Old Dominion was led by Shareese Grant with 22 points, including 19 in the first half, followed by Lawona Davis with 14 points while Sherida Triggs added 12 points and 17 rebounds.

The teams battled on even terms for the first 13 minutes with ODU leading 20-18. The Lady Monarchs then took command with a 12-0 run over the next four minutes and held a double-digit lead for the remainder of the contest.

Trailing 44-27 at the intermission, Tech managed to cut the lead to 13 early in the second half at 48-35. However, ODU responded with a 6-0 spurt to build the lead back to 19 points. The Tech deficit remained the same for most of the second half until the Lady Monarchs closed with a 12-0 run for the final margin of victory.

Tech played its fourth road game in nine days.

Virginia Tech 72, Alabama 59

BLACKSBURG, Va. (12/4/04) - Virginia Tech placed four players in double-figures in a 72-59 win over the Crimson Tide of Alabama in its season opener in Cassell Coliseum.

Kerri Gardin led Tech with 15 points and six rebounds. Kirby Copeland was also in double-figures with a career-high 14 points and a career-high seven steals.

Erin Gibson and Carrie Mason followed in double-figures with 14 and 11 points, respectively.

Overall, the Hokies played one of their best defensive games of the season, forcing a season-high 19 turnovers and tying a season-high seven blocks. Tech also held the Alabama offense, which was averaging 79.5 points per game, to a season-low 59 points.

Tech held both of the Crimson Tide's top scorers, Natasha Gamble (13.0) and Marverly Nettles (15.8 points per game), to eight points each.

Leading 34-27 at the half, Tech added to its advantage with a basket from Gardin, before the Tide cut the lead to five points and the score 36-31. After two more Tech baskets and the score 40-31, Alabama chipped away at the Hokie lead with a 6-1 point run, making the score 41-37.

The Hokies pulled away after a layup from Chriss and two free throws by Mason, to take a 11-point lead and the score 53-42.

Tech increased its lead to 13 points after Mason hit her only three-pointer of the night, to make the score 66-53. The Hokies then coasted the final two minutes for the victory.

For the game, Tech shot 49 percent from the floor on a 24-of-49 clip, compared to Alabama which shot 32 percent off 21-of-66 shooting.

Virginia Tech 66, Liberty 55

LYNCHBURG, Va. (12/7/04) - The Virginia Tech women's basketball team took to the road again and improved its all-time record against the Liberty Flames to 11-0 with a 66-55 victory.

The Hokies opened the second half with a 13-5 run to claim their biggest lead of the game, 44-32. Liberty scored the next eight points unanswered to cut Tech's lead to four points. The Hokies extended the lead back to 50-42 with a little over eight minutes remaining, and then guards Carrie Mason and Kirby Copeland took over. Tech's backcourt tandem combined for 14 of Tech's final 16 points and ensured that the Hokies would not lose the game.

Mason led the Hokies with 14 points while Copeland scored 13 to go along with a team-high seven rebounds. Sophomore Britney Anderson scored 10 points and senior center Erin Gibson chipped in with nine points and six rebounds in 37 minutes of action.

Kristal Tharp led the Flames with 19 points on 7-of-16 shooting. Katie Feenstra did end up with 17 points and nine rebounds, but most of that came in the second half with the Hokies well ahead. Big South Player of the Week Rima Margeviciute was plagued by foul trouble and only managed eight points and three rebounds. As a team, Liberty connected on just 3-of-14 from behind the 3-point arc after drilling 7-of-17 against Kansas State.

The two teams battled to a draw on the boards, each pulling down 38. The Hokies also took advantage of 20 Liberty turnovers, parlaying them into 25 points. Liberty scored just 10 points off of Tech turnovers.

Old Dominion 87, Virginia Tech 56 Nov. 27, 2004; ODU Constant Center

VT (56)	MP	FG	FT	R	A	PF	TP
Gardin	17	1-9	1-2	5	0	0	3
Gibson	28	2-8	3-4	7	1	2	7
Jackson	20	1-2	0-0	5	1	3	2
Chriss	29	6-12	0-1	2	0	2	12
Mason	29	2-8	2-2	3	5	1	7
Marrone	10	2-4	0-0	0	2	1	4
Copeland	2	0-1	0-0	1	0	1	0
Recchia	15	2-7	0-0	0	0	1	6
Diawara	16	3-7	0-0	2	0	1	6
Anderson	20	1-3	2-2	4	0	0	4
Finnerty	14	1-2	3-4	1	1	0	5
Team				6			
Totals	200	21-63	11-15	36	10	12	56

ODU (87)	MP	FG	FT	R	A	PF	TP
Lyons	21	2-8	2-2	2	0	1	6
Triggs	33	4-7	4-5	17	0	0	12
Brown	12	1-3	0-0	3	0	2	2
Davis	19	7-12	0-0	1	1	2	14
Grant	32	10-19	1-1	4	6	0	22
Williams	12	4-9	0-0	5	0	0	8
Nuzzo	10	1-2	0-0	0	3	0	2
Wilson	12	0-3	0-0	2	2	2	0
Caldwell	1	0-0	0-0	1	0	0	0
Jordan	13	3-7	1-3	2	3	0	8
Pym	22	3-4	0-0	6	2	3	6
Green	13	3-3	1-2	5	0	2	7
Team				4			
Totals	200	38-77	9-13	51	18	12	87

Virginia Tech	27	29	—	56
Old Dominion	44	43	—	87

PERCENTAGES:

VT	FG%	33.3	3PT%	25.0	FT%	73.3
ODU	FG%	49.4	3PT%	22.2	FT%	69.2

3-POINTERS - VT 3 (Recchia 2, Mason 1); ODU 2 (Grant 1, Jordan 1)
BLOCKED SHOTS - VT 7 (Chriss 3, Anderson 2, Gibson 1, Diawara 1); ODU 6 (Triggs 2, Lyons 1, Jordan 1, Pym 1, Green 1)

STEALS - VT 8 (Mason 3, Jackson 2, Gardin 1, Anderson 1, Finnerty 1); ODU 15 (Lyons 4, Pym 4, Grant 2, Triggs 1, Davis 1, Williams 1, Nuzzo 1, Wilson 1)

TURNOVERS - VT 23 (Gardin 4, Chriss 4, Mason 4, Anderson 3, Gibson 2, Marrone 2, Jackson 1, Copeland 1, Diawara 1, Finnerty 1); ODU 18 (Triggs 4, Grant 4, Williams 3, Davis 2, Wilson 2, Lyons 1, Pym 1, Team 1)

TECHNICAL FOULS - None

OFFICIALS: Tommy Salerno, Bryan Burnette, Angie Parker-Coe
ATTENDANCE: 3,480

Virginia Tech 72, Alabama 59 Dec. 4, 2004; Cassell Coliseum

A (59)	MP	FG	FT	R	A	PF	TP
Gamble	20	1-4	6-8	1	1	0	8
Merrifweather	24	3-7	2-4	6	1	3	8
Nettles	26	3-11	2-2	8	3	5	8
Mastin	22	0-4	0-0	5	1	1	0
Bivins	17	2-9	3-4	4	0	0	8
Johnson, C.	6	1-2	0-0	3	0	1	2
Johnson, K.	8	0-0	0-0	3	0	3	0
Joye	15	0-5	0-0	3	1	2	0
Sipe	21	3-4	0-0	0	1	2	9
Hill	22	4-8	0-0	4	0	1	8
Moore	19	4-12	0-2	2	1	5	8
Team				5		1	
Totals	200	21-66	13-20	44	9	24	59

VT (72)	MP	FG	FT	R	A	PF	TP
Gardin	29	5-11	4-6	6	1	1	15
Jackson	20	0-1	0-0	3	0	2	0
Gibson	31	5-7	4-7	2	0	3	14
Chriss	21	3-6	1-3	4	3	4	7
Mason	35	2-8	6-7	5	3	1	11
Marrone	5	0-1	0-0	0	0	2	0
Copeland	27	5-7	4-6	3	4	0	14
Recchia	4	1-3	0-0	0	0	0	2
Diawara	4	0-0	0-0	1	0	0	0
Anderson	19	3-4	3-4	1	0	1	9
Finnerty	5	0-1	0-0	1	0	1	0
Team				9			
Totals	200	24-49	22-33	35	11	15	72

Alabama	27	32	—	59
Virginia Tech	34	38	—	72

PERCENTAGES:

A	FG%	31.8	3PT%	33.3	FT%	65.0
VT	FG%	49.0	3PT%	22.2	FT%	66.7

3-POINTERS - A 4 (Sipe 3, Bivins 1); VT 2 (Gardin 1, Mason 1)

BLOCKED SHOTS - A 4 (Gamble 1, Merrifweather 1, Nettles 1, Johnson, C. 1); VT 7 (Gibson 3, Anderson 2, Gardin 1, Jackson 1)

STEALS - A 6 (Nettles 3, Hill 2, Bivins 1); VT 10 (Copeland 7, Diawara 2, Finnerty 1)

TURNOVERS - A 19 (Nettles 3, Mastin 3, Joye 3, Moore 3, Johnson, K. 2, Gamble 1, Merrifweather 1, Bivins 1, Johnson, C. 1, Team 1); VT 20 (Mason 5, Gardin 4, Jackson 3, Copeland 3, Chriss 2, Gibson 1, Marrone 1, Diawara 1)

TECHNICAL FOULS - Alabama - Team; Virginia Tech - None

OFFICIALS: Lisa Mattingly, Susan Blauch, Mark Hardcastle

ATTENDANCE: 3,350

Virginia Tech 66, Liberty 55 Dec. 7, 2004; Vines Center

VT (66)	MP	FG	FT	R	A	PF	TP
Gardin	31	1-6	2-2	5	1	2	4
Jackson	18	2-2	0-0	4	1	4	4
Gibson	37	3-11	3-6	6	1	3	9
Chriss	22	4-10	0-0	3	0	1	8
Mason	30	4-9	5-5	2	1	0	14
Marrone	11	2-6	0-0	0	0	1	4
Copeland	21	5-11	3-6	7	2	2	13
Recchia	2	0-0	0-0	0	1	0	0
Diawara	11	0-0	0-0	3	0	0	0
Anderson	15	5-7	0-0	3	1	0	10
Finnerty	2	0-0	0-0	0	0	3	0
Team				5			
Totals	200	26-62	13-19	38	8	16	66

LU (55)	MP	FG	FT	R	A	PF	TP
Margeviciute	31	2-4	2-4	3	1	3	8
Nikagbatse	29	1-7	1-1	6	4	5	3
Feenstra	36	8-12	1-2	9	0	1	17
Staugaiteiene	37	3-12	0-1	8	4	3	6
Tharp	36	7-16	4-5	8	2	0	19
Watkins	15	1-3	0-0	1	0	1	2
Parker	3	0-0	0-0	0	0	0	0
Piotrkiewicz	6	0-2	0-0	1	0	2	0
Feagin	7	0-0	0-0	0	2	1	0
Team				2			
Totals	200	22-56	8-13	38	13	16	55

Virginia Tech	31	35	—	66
Liberty	27	28	—	55

PERCENTAGES:

VT	FG%	41.9	3PT%	12.5	FT%	68.4
LU	FG%	39.3	3PT%	21.4	FT%	61.5

3-POINTERS - VT 1 (Mason 1); LU 3 (Margeviciute 2, Tharp 1)

BLOCKED SHOTS - VT 3 (Gibson 1, Copeland 1, Anderson 1); LU 8

(Feenstra 4, Margeviciute 2, Piotrkiewicz 1, Feagin 1)

STEALS - VT 5 (Gibson 2, Chriss 2, Marrone 1); LU 3 (Margeviciute 1,

Nikagbatse 1, Staugaiteiene 1)

TURNOVERS - VT 15 (Copeland 4, Gibson 3, Chriss 2, Mason 2, Team 2,

Diawara 1, Finnerty 1); LU 20 (Nikagbatse 5, Staugaiteiene 5, Tharp 3,

Team 3, Piotrkiewicz 2, Margeviciute 1, Feenstra 1)

TECHNICAL FOULS - None

OFFICIALS: Dawson Wooten, Tommy Salerno, Karen Preato

ATTENDANCE: 3,341

Virginia Tech 77, St. Francis (Pa.) 62

BLACKSBURG, Va. (12/12/04) - The Virginia Tech women's basketball team used a 15-3 run over a 4:04 stretch in the second half to secure a 77-62 win over St. Francis.

Roshana Jackson and Kirby Copeland each netted 15 points in the victory while Erin Gibson chipped in 13 for Tech.

The Hokies, up by 11 at the intermission, stretched their lead to 16 at 72-56 with 2:43 left as Copeland hit her second of two free throws, giving Tech its largest margin of the game.

Using pressure defense, Tech dominated the second period, scoring 14 points off turnovers, including six fast break points. Many of the shots for the Hokies came inside the paint as they netted 24 of their 36 second-half points in the paint.

After four ties and a lead change to start the game, Tech took control in the first half after Christie Marrone hit a three-pointer at the 9:57 mark to go up 19-16. The Hokies would never trail again in the game.

Marrone's shot was the beginning of a 14-5 run that put Tech on top 30-21 with 5:57 remaining in the half. Just over two minutes later, the Hokies would again use stifling defense to close out the period on a 9-2 run for a 41-30 halftime advantage.

For the contest, Tech shot a staggering 47.5 clip from the field, hitting 28-of-59 shots. St. Francis managed to hit 35.3 percent from the floor on 24-of-68 shooting. The Hokies out-rebounded their counterparts 42 to 34. The difference was on the defensive glass, where Tech pulled down eight more rebounds.

Gibson's nine rebounds moved her into seventh place on the career rebound list at Tech. She now has 624 for her career, just 20 away from tying Susan Walvius for sixth place.

Virginia Tech 72, Western Michigan 57

LAS VEGAS, Nev. (12/18/04) - Virginia Tech forced 31 turnovers and Kerri Gardin registered her sixth career double-double in the Hokies' 72-57 victory over Western Michigan in the opening round of the Duel in the Desert. The event was being played in Cox Pavilion.

Tech broke open a tight game late in the first half and coasted to the victory. Gardin led the Hokies with 14 points and 11 rebounds while Carrie Mason and Erin Gibson also tallied 14 points each.

Western Michigan was led by Candace Jones who led the Broncos with 17 points.

With the score tied at 22, Tech erupted on an 11-0 run for the final 4:23 of the half to take command of the contest. The Hokies limited WMU to 0-6 from the field during the stretch and forced three turnovers.

Tech effectively put the game away after opening the second half with a 13-4 to build a 46-26 lead. The Broncos were only to get as close as 12 points the rest of the way.

The Hokies limited WMU to 36.8 percent (21-57) from the field marking the fifth time, and fourth straight, that they have held the opposition under 40 percent. Tech also won the battle of the boards holding a 47-36 advantage and forced a season-high 31 turnovers.

Virginia Tech 71, No. 12 Texas Tech 70 (OT)

LAS VEGAS, Nev. (12/19/04) - Virginia Tech used a total team effort to overcome a slow start and defeat No. 12 Texas Tech, 71-70, in overtime in the Duel in the Desert championship game. The Lady Raiders are the highest ranked team the Hokies have defeated since a 72-70 win at No. 4 Duke on Nov. 15, 1998.

Tech won its fifth consecutive game and utilized a strong defensive effort to pull off the upset. Carrie Mason, a member of the all-tournament team, led a balanced Hokie attack with 12 points, including two key three-point shots. Erin Gibson and Nare Diawara added 11 points each.

With the score tied at 60 as the overtime began, the teams battled back and forth until Alesha Robertson netted two free throws to give the Lady Raiders their only lead of the extra period at 68-67 with 1:14 left. Mason answered with a jumper on the next possession and following a Texas Tech miss, Mason connected on two free throws to give Tech a 71-68 lead.

Cisti Greenwalt, the tournament Most Valuable Player, hit a lay up with nine seconds left and the Lady Raiders again fouled Mason a second later. The usually reliable Tech point-guard missed both free throws giving Texas Tech a chance at victory.

The Lady Raiders, without a timeout, raced up the court and Brooke Baughman missed a desperation jumper with a second left as the Tech bench, and a strong contingent of Hokie faithful in the stands, erupted.

Tech won the battle of the boards 55-44 over the Lady Raiders and forced 18 turnovers, including nine steals. The Hokies held Texas Tech, which entered the contest shooting 47.3 percent, to only 37.5 percent (24-64) from the field and only one three-point basket. Tech needed the defensive and rebounding efforts, as the Hokies shot only 36.1 percent (26-72) and connected on only 50 percent (16-32) of their free throw attempts.

Virginia Tech 77, St. Francis (Pa.) 62 Dec. 12, 2004; Cassell Coliseum

SFU (62)	MP	FG	FT	R	A	PF	TP
Black	34	8-15	4-4	7	3	4	23
Schlichter	24	1-8	1-2	2	0	5	3
Swink	38	9-19	4-4	8	3	3	22
Bolten	32	2-12	0-0	4	6	2	5
Hein	40	1-9	0-0	3	3	3	2
Hudson	2	0-0	0-0	0	0	0	0
Jackson, A.	5	1-1	0-0	1	1	1	2
Jackson, T.	3	0-0	0-0	0	0	0	0
Bollinger	20	2-4	0-0	2	0	1	5
Jimmerson	2	0-0	0-0	0	0	1	0
Team				7			
Totals	200	24-68	9-10	34	16	20	62

VT (77)	MP	FG	FT	R	A	PF	TP
Jackson	23	7-8	1-1	6	0	2	15
Gibson	32	6-8	1-2	9	1	3	13
Copeland	24	4-6	7-8	8	2	0	15
Chriss	20	3-5	2-7	1	4	1	8
Mason	22	0-4	0-0	3	1	1	0
Marrone	15	2-7	3-3	3	1	1	8
Recchia	17	0-4	2-2	4	1	1	2
Diawara	2	0-1	0-0	0	0	0	0
Anderson	13	2-3	0-0	0	0	1	4
Gardin	13	1-8	1-2	3	2	1	3
Finnerty	19	3-5	3-3	2	2	2	9
Team				3			
Totals	200	28-59	20-28	42	14	13	77

St. Francis (Pa.)		30	32	—	62
Virginia Tech		41	36	—	77

PERCENTAGES:

SFU	FG%	35.3	3PT%	33.3	FT%	90.0
VT	FG%	47.5	3PT%	12.5	FT%	71.4

3-POINTERS - SFU 5 (Black 3, Bolten 1, Bollinger 1); VT 1 (Marrone 1)
BLOCKED SHOTS - SFU 2 (Black 1, Swink 1); VT 6 (Jackson 2, Chriss 2, Gibson 1, Mason 1)

STEALS - SFU 14 (Swink 5, Bolten 3, Hein 3, Black 1, Schlichter 1, Bollinger 1); VT 9 (Copeland 4, Jackson 2, Marrone 2, Gibson 1)

TURNOVERS - SFU 22 (Hein 6, Bolten 4, Swink 3, Black 2, Bollinger 2, Schlichter 1, Hudson 1, Jackson, A. 1, Jackson, T. 1, Jimmerson 1, Team 1); VT 25 (Gibson 7, Mason 6, Copeland 3, Finnerty 3, Recchia 2, Anderson 2, Marrone 1, Team 1)

TECHNICAL FOULS - None

OFFICIALS: Virginia Newton, Luis Gonzalez, Angel Stanton

ATTENDANCE: 3,241

Virginia Tech 72, Western Michigan 57 Dec. 18, 2004; Cox Pavilion

WMU (57)	MP	FG	FT	R	A	PF	TP
Verseput	35	2-7	0-0	4	3	4	5
Koerber	29	1-7	3-4	7	1	4	5
Tyson	30	2-6	1-2	3	2	2	5
Driggett	23	3-6	1-2	3	0	0	9
Moore	40	8-20	0-3	6	4	3	17
Jones	0	0-0	0-0	0	0	0	0
Thelen	16	3-7	2-2	2	1	0	10
Watkins	3	0-0	0-0	1	0	1	0
Smith	12	1-2	0-0	2	0	1	2
Jackson	2	0-0	0-0	0	0	3	0
Parker	6	1-1	2-4	1	0	0	4
Owens	4	0-1	0-0	2	0	1	0
Team				5			
Totals	200	21-57	9-17	36	11	19	57

VT (72)	MP	FG	FT	R	A	PF	TP
Jackson	14	2-5	1-2	5	2	2	5
Gibson	27	5-10	4-6	9	3	2	14
Copeland	20	1-8	7-8	7	2	4	9
Chriss	23	2-7	0-0	1	0	1	4
Mason	33	6-8	0-0	2	3	0	14
Marrone	11	0-2	0-0	1	2	0	0
Recchia	11	1-5	0-0	1	0	0	3
Diawara	13	0-2	0-0	3	0	2	0
Anderson	13	3-6	2-2	1	0	1	8
Gardin	22	5-6	4-10	11	1	1	14
Finnerty	13	0-3	1-2	3	0	1	1
Team				3			
Totals	200	25-62	19-30	47	13	14	72

Western Michigan		22	35	—	57
Virginia Tech		33	39	—	72

PERCENTAGES:

WMU	FG%	36.8	3PT%	37.5	FT%	52.9
VT	FG%	40.3	3PT%	33.3	FT%	63.3

3-POINTERS - WMU 6 (Driggett 2, Thelen 2, Verseput 1, Moore 1); VT 3 (Mason 2, Recchia 1)

BLOCKED SHOTS - WMU 4 (Koerber 3, Verseput 1); VT 4 (Gibson 1, Mason 1, Diawara 1, Anderson 1)

STEALS - WMU 12 (Moore 5, Driggett 3, Koerber 1, Tyson 1, Thelen 1, Owens 1); VT 14 (Chriss 5, Gibson 3, Jackson 2, Finnerty 2, Copeland 1, Mason 1)

TURNOVERS - WMU 31 (Moore 8, Verseput 5, Koerber 5, Tyson 5, Driggett 3, Smith 2, Owens 2, Thelen 1); VT 26 (Gibson 6, Copeland 4, Finnerty 4, Chriss 3, Marrone 3, Mason 2, Gardin 2, Diawara 1, Anderson 1)

TECHNICAL FOULS - None

OFFICIALS: Kent Johnson, Schel Brown, Ericka Herriman

ATTENDANCE: NA

Virginia Tech 71, No. 12 Texas Tech 70 (OT) Dec. 19, 2004; Cox Pavilion

VT (71)	MP	FG	FT	R	A	PF	TP
Jackson	21	1-2	0-0	5	0	5	2
Gibson	22	5-11	1-2	4	0	5	11
Copeland	27	4-13	1-4	5	3	3	9
Chriss	31	2-8	4-6	8	3	0	8
Mason	42	3-12	4-8	6	4	2	12
Marrone	14	2-3	0-0	1	1	1	5
Diawara	16	3-10	5-8	4	0	0	11
Anderson	12	1-2	0-0	3	1	0	2
Gardin	27	3-8	1-4	6	1	4	7
Finnerty	13	2-3	0-0	2	0	4	4
Team				11			
Totals	225	26-72	16-32	55	13	24	71

TTU (70)	MP	FG	FT	R	A	PF	TP
Davis	41	9-13	5-6	7	0	4	23
Robertson	40	2-7	6-6	4	1	2	11
Greenwalt	39	4-12	6-8	12	3	4	14
Dabbs	44	6-20	2-2	8	3	4	14
Grant	29	2-6	0-0	6	5	5	4
Baughman	16	0-2	2-2	1	1	2	2
Smith	6	0-2	0-0	1	1	1	0
Myrick	6	1-2	0-1	2	0	2	2
Griffin	4	0-0	0-0	2	0	0	0
Team				1			
Totals	225	24-64	21-25	44	14	24	71

Virginia Tech		19	41	11	71
#12 Texas Tech		27	33	10	70

PERCENTAGES:

VT	FG%	36.1	3PT%	50.0	FT%	50.0
TTU	FG%	37.5	3PT%	20.0	FT%	84.0

3-POINTERS - VT 3 (Mason 2, Marrone 1); TTU 1 (Robertson 1)

BLOCKED SHOTS - VT 6 (Mason 3, Gibson 1, Gardin 1, Finnerty 1); TTU 11 (Greenwalt 7, Davis 1, Dabbs, Grant 1, Myrick 1)

STEALS - VT 9 (Gardin 3, Marrone 2, Copeland 1, Chriss 1, Mason 1, Diawara 1); TTU 5 (Davis 4, Smith 1)

TURNOVERS - VT 17 (Copeland 4, Gardin 4, Gibson 3, Jackson 2, Mason 1, Marrone 1, Anderson 1, Finnerty 1); TTU 18 (Davis 6, Greenwalt 3, Grant 3, Baughman 3, Smith 2, Dabbs 1)

TECHNICAL FOULS - None

OFFICIALS: Chuck Gonzales, Mark Penafior, Michol Murray

ATTENDANCE: NA

Virginia Tech 105, Southern Mississippi 40

BLACKSBURG, Va. (12/28/04) - The Virginia Tech Hokies used separate runs of 19-6, 15-0, 18-0, and 29-4 to build an insurmountable lead and coast to a 105-40 win over the University of Southern Mississippi in the Lady Luck Classic. A crowd of 5,807 gathered to watch the Hokies win their sixth in a row.

The Hokies came out of the first media timeout with the score tied 6-6. Tech then went on a 19-6 run to claim a 25-12 lead. After a basket by the Eagles' Elizabeth Biland, the Hokies went on a 15-0 run to take a commanding 40-14 lead.

Southern Miss scored three points before the Hokies erupted for 18 more unanswered. With a 58-17 lead, Tech put it in park for the remainder of the first half and took a 58-22 lead at the break.

After a Fran Recchia 3-pointer at the 7:00-mark of the first half, every Hokie had scored. At that point, with the score 35-14, Southern Miss turnovers had helped account for 25 of Tech's points.

The Hokies did not let up in the second half, outscoring the Eagles 47-18. A 29-4 run over 10:17 of the second half gave the Hokies a 64-point lead. Two Nare Diawara free throws with 4:04 remaining in the game got Tech to the century mark and sparked a standing ovation from the crowd.

The Hokies finally slowed things down with about four minutes remaining, cruising to the big win.

Every Hokie scored at least six points with Kerri Gardin leading the way by scoring 19. Britney Anderson, Carrie Mason and Dawn Chriss also reached double figures with 12, 11, and 10 points, respectively.

The Hokies outscored the Eagles 56-5 in points off of turnovers. Tech's bench outscored the Southern Miss bench 62-6. Tech held a 42-28 edge in rebounding and out-shot the Eagles 56 percent to 26 percent. The Hokies grabbed 16 steals while the Eagles managed just one.

The Hokies reached 100 points for the first time since beating Dayton 103-98 in double overtime on Jan. 18, 1997. It was the first time Tech reached 100 in regulation since beating Western Carolina 102-43 on Dec. 1, 1993. Tech's 65-point margin of victory over Southern Miss was also the largest in the program's history, topping the 59-point win over Western Carolina. Tech's 105 points also set a new record for most points in a Lady Luck game, topping the previous high of 93 points scored by the Hokies against Hampton in 1999.

Virginia Tech 87, Davidson 62

BLACKSBURG, Va. (12/30/04) - With their 87-62 victory over the Davidson Wildcats, the Virginia Tech Hokies captured the championship of the Lady Luck Classic for the seventh year in a row.

The Hokies punished the Wildcats inside in this game, particularly in the first half when they built a 29-point lead. Davidson scored first in the game, but it was the first and only advantage the Wildcats would have. The Hokies led 16-10 before embarking on a 27-4 run to take control of the game. Tech led 45-19 at intermission as the Hokies muscled their way to an 18-2 scoring advantage in the paint and a 24-17 edge in rebounding in the first half.

Davidson played much more competitively and aggressively in the second half, actually outscoring the Hokies 43-42. The Wildcats also shot 51.5 percent in the second half, but it wasn't enough to make up for shooting 18 percent in the first half. For the game, the Hokies shot 52.5 percent from the floor, including 5-of-10 from 3-point range, while the Wildcats shot 34.8 percent.

Erin Gibson led the Hokies with 21 points and nine rebounds. Sophomore Kirby Copeland tied a career high with 15 points while Carrie Mason contributed 12 points. The all-tournament team consisted of both Copeland and Mason, as well as Katie Hamilton and Tia Washington from Davidson and Shannon Stueber of Southern Mississippi. Gibson was named the tournament MVP.

This was the 15th year that Tech has served as the host for a post-Christmas tournament. The tournament has been dubbed the Lady Luck Classic since the 1999-2000 season when the Virginia Lottery became the title sponsor, and prior to that it was the Diamond Club Classic for nine years. The Hokies have won the tournament 12 out of 15 years.

Virginia Tech 77, No. 17 Maryland 67

BLACKSBURG, Va. (1/2/05) - The Virginia Tech women's basketball team defeated Maryland, 77-67, to open its inaugural season in the Atlantic Coast Conference in surprising style, upsetting the No. 17-ranked Terrapins at Cassell Coliseum in Blacksburg, Sunday afternoon.

The Hokies had four players in double figures when the clock hit triple-zero, but were led by junior point guard Carrie Mason's 16 points and four assists. Mason was 3-of-5 from beyond the arch and shot 5-of-6 from the charity stripe.

The Terrapins were led by freshman Crystal Langhorne with 23 points and seven rebounds in the game.

The Hokies never trailed in the game and took a five-point lead after Mason hit her first three-pointer of the night to make the score 9-4. She would follow it up on the next possession with another three, to make the score 12-4.

Tech led by as many as eight points throughout the first half, until Mason's third shot from beyond the arch pushed the score to 36-26 with 43 seconds left. As the clock ticked down, Maryland was unable to make a dent before time expired.

The halftime deficit was only the second this season for the Terrapins, who had led in 10 of 11 games heading into the contest with the Hokies.

Virginia Tech kept the hot hand after the break, increasing their lead to 17 points after a jumper by Dawn Chriss. But with 10:44 left in the game, Maryland went on a 15-3 run during a seven-minute span to cut the lead down to two points after a jumper by Langhorne.

The Hokies bent but didn't break, bouncing back in the last two minutes to take a 10 point lead, before finishing the game ahead, 77-67, after two free-throws by Chriss to seal the victory.

For the game, the Hokies held the Terrapins to 36 percent shooting on a 24-of-66 clip from the floor, compared to Tech who hit on 45 percent of its shots on 28-of-62 shooting.

Maryland won the battle of the boards with 45 rebounds to Virginia Tech's 39, and scored 23 second chance points to the Hokies' 15.

The Hokies' bench again flexed its muscles and showed the maroon and orange's depth with all 11 players seeing time and scoring 25 points. The Maryland bench only scored 19 points in the game.

Virginia Tech 105, Southern Mississippi 40 Dec. 28, 2004; Cassell Coliseum

SM (40)	MP	FG	FT	R	A	PF	TP
Carter	25	3-7	6-6	4	0	5	12
Stueber	33	2-11	6-8	2	1	2	10
Rigg	23	1-3	0-0	5	0	4	2
Jones	36	2-10	4-6	4	0	3	8
Gurganus	28	1-5	0-0	2	1	3	2
Grant	22	0-1	0-1	3	5	1	0
Foley	4	0-1	0-0	1	0	1	0
Jackson	11	0-1	0-0	3	0	2	0
Biland	18	3-7	0-0	3	0	5	6
Team				1			
Totals	200	12-46	16-21	28	7	26	40

VT (105)	MP	FG	FT	R	A	PF	TP
Jackson	15	3-5	0-0	1	1	4	6
Gibson	18	2-5	4-4	3	0	1	8
Copeland	18	3-9	2-2	4	3	3	8
Chriss	20	3-7	4-4	4	4	2	10
Mason	21	4-4	0-0	1	1	1	11
Marrone	21	3-6	0-0	3	2	1	8
Recchia	17	3-5	0-0	1	1	0	9
Diawara	13	1-1	5-7	5	1	2	7
Anderson	21	6-7	0-3	8	1	2	12
Gardin	20	7-11	5-10	7	2	2	19
Finnerty	16	1-2	5-6	1	2	3	7
Team				4			
Totals	200	36-62	25-36	42	18	21	105

Southern Mississippi	22	18	—	40
Virginia Tech	58	47	—	

PERCENTAGES:

SM	FG%	26.1	3PT%	0.0	FT%	76.2
VT	FG%	58.1	3PT%	53.3	FT%	69.4

3-POINTERS - SM 0; VT 8 (Mason 3, Recchia 3, Marrone 2)

BLOCKED SHOTS - SM 3 (Rigg 3); VT 7 (Jackson 2, Gibson 2, Chriss 1, Diawara 1, Gardin 1)

STEALS - SM 1 (Stueber 1); VT 16 (Jackson 4, Gardin 3, Copeland 2, Anderson 2, Gibson 1, Chriss 1, Mason 1, Marrone 1, Finnerty 1)

TURNOVERS - SM 33 (Stueber 6, Jones 6, Carter 4, Rigg 4, Gurganus 4, Team 4, Grant 2, Foley 1); VT 15 (Copeland 4, Diawara 4, Jackson 3, Marrone 3, Chriss 1)

TECHNICAL FOULS - None

OFFICIALS: Susan Blauch, Felicia Grinter, Angelin Parker-Coe

ATTENDANCE: 5,807

Virginia Tech 87, Davidson 62 Dec. 30, 2004; Cassell Coliseum

D (62)	MP	FG	FT	R	A	PF	TP
Hamilton	32	3-11	1-2	7	2	4	8
Washington	36	4-11	3-5	4	5	2	11
Mitchell	13	2-5	0-0	1	0	1	4
Callahan	21	2-8	1-1	3	0	2	6
Hemerka	35	4-6	3-4	5	0	2	12
Crayton	26	4-9	3-7	4	1	5	11
Housley	10	1-4	1-2	2	0	2	4
Newsome	3	0-1	0-0	0	0	0	0
Arayomi	11	2-7	0-0	4	0	0	4
Delk	13	1-4	0-1	2	1	2	2
Team				4			
Totals	200	23-66	12-22	36	9	20	62

VT (87)	MP	FG	FT	R	A	PF	TP
Copeland	20	6-9	3-3	4	2	2	15
Chriss	20	2-5	4-4	4	2	2	8
Mason	24	5-8	0-0	3	1	0	12
Jackson	12	1-4	1-2	2	0	5	3
Gibson	21	8-10	5-6	9	2	1	21
Marrone	21	3-6	0-0	0	0	1	8
Recchia	12	1-4	0-0	3	0	4	3
Diawara	14	0-1	1-2	1	1	0	1
Anderson	22	3-4	0-0	2	1	1	6
Gardin	16	2-7	0-0	6	1	1	4
Finnerty	18	1-3	4-8	5	1	3	6
Team				4			
Totals	200	32-61	18-25	44	11	20	87

Davidson	19	43	—	62
Virginia Tech	45	42	—	87

PERCENTAGES:

D	FG%	34.8	3PT%	36.4	FT%	54.5
VT	FG%	52.5	3PT%	50.0	FT%	72.0

3-POINTERS - D 4 (Hamilton 1, Callahan 1, Hemerka 1, Housley 1); VT 5 (Mason 2, Marrone 2, Recchia 1)

BLOCKED SHOTS - D 4 (Crayton 2, Hamilton 1, Delk 1); VT 6 (Gibson 3, Chriss 1, Diawara 1, Anderson 1)

STEALS - D 13 (Washington 4, Crayton 3, Mitchell 2, Hamilton 1, Callahan 1, Hemerka 1, Housley 1); VT 14 (Chriss 4, Copeland 3, Jackson 2, Finnerty 2, Recchia 1, Diawara 1, Gardin 1)

TURNOVERS - D 29 (Hamilton 8, Washington 5, Callahan 5, Hemerka 2, Crayton 2, Housley 2, Delk 2, Mitchell 1, Newsome 1, Arayomi 1); VT 29 (Copeland 5, Mason 5, Marrone 4, Chriss 3, Jackson 3, Recchia 3, Gibson 2, Gardin 2, Diawara 1, Finnerty 1)

TECHNICAL FOULS - None

OFFICIALS: Ralph Pickett, Michael Utley, Mark Behrens

ATTENDANCE: 5,712

Virginia Tech 77, No. 17 Maryland 67 Jan. 2, 2005; Cassell Coliseum

UM (67)	MP	FG	FT	R	A	PF	TP
Langhorne	38	8-21	7-12	7	2	3	23
Doron	33	4-11	8-11	3	2	4	17
France	33	1-13	0-0	11	4	2	2
Smith	31	2-3	0-0	2	2	3	4
Perry	19	0-2	2-4	3	0	1	2
Newman	13	2-5	0-0	3	1	5	5
Carr	10	3-3	0-0	1	0	1	6
Noirez	23	4-8	0-0	8	2	2	8
Team				7			
Totals	200	24-66	17-27	45	13	21	67

VT (77)	MP	FG	FT	R	A	PF	TP
Copeland	17	4-10	1-1	1	3	4	9
Chriss	18	3-5	5-6	5	1	3	11
Mason	34	4-10	5-6	1	4	2	16
Jackson	16	1-2	0-0	5	2	4	2
Gibson	36	5-11	4-8	4	3	1	14
Marrone	13	2-6	0-0	2	0	0	5
Recchia	3	0-1	0-0	0	0	0	0
Diawara	12	0-3	0-0	4	0	0	0
Anderson	15	6-7	0-0	2	0	1	12
Gardin	18	3-7	2-2	6	0	2	8
Finnerty	8	0-0	0-0	0	0	2	0
Team				9			
Totals	200	28-62	17-23	39	13	19	77

Maryland	26	41	—	67
Virginia Tech	36	41	—	77

PERCENTAGES:

UM	FG%	36.4	3PT%	40.0	FT%	63.0
VT	FG%	45.2	3PT%	44.4	FT%	73.9

3-POINTERS - UM 2 (Doron 1, Newman 1); VT 4 (Mason 3, Marrone 1)

BLOCKED SHOTS - UM 8 (Noirez 3, Langhorne 2, Doron 1, Perry 1, Newman 1); VT 9 (Jackson 3, Gibson 3, Diawara 2, Gardin 1)

STEALS - UM 9 (Doron 3, France 2, Langhorne 1, Smith 1, Perry 1, Carr 1); VT 6 (Gibson 3, Copeland 1, Diawara 1, Gardin 1)

TURNOVERS - UM 17 (France 4, Smith 4, Langhorne 3, Doron 3, Perry 1, Newman 1, Carr 1); VT 15 (Mason 4, Anderson 3, Diawara 2, Gardin 2, Copeland 1, Jackson 1, Gibson 1, Marrone 1)

TECHNICAL FOULS - None

OFFICIALS: Sally Bell, Eric Brewton, Mark Hardcastle

ATTENDANCE: 5,847

No. 25 Virginia Tech 80, Fordham 67

BLACKSBURG, Va. (1/6/05) - The No. 25 Virginia Tech women's basketball team renewed acquaintances with former Atlantic 10 rival Fordham on Jan. 6 and managed to outlast a scrappy Rams' squad 80-67. Tech extended its winning streak to nine straight games with the win.

The Hokies led by as many as 20 in this game and by as many as 17 in the second half. However, Fordham went on a 23-9 run over the first nine minutes of the second half to erase Tech's 17-point halftime lead. The Rams hit 11 of their first 13 shots from the field in the second half while the Hokies connected on just 4-of-17 in that same span.

With the Rams slicing Tech's lead to 51-48, the Hokies responded with a 15-6 run of their own. Kerri Gardin added the punctuation mark to the run with a 21-foot 3-pointer as the shot clock expired. That shot gave Gardin two treys in a game for the first time in her career and, with the Hokies leading 66-54, essentially broke Fordham's back with 4:18 remaining.

The Rams managed to cut the lead back to six points, but Tech's free-throw shooting, which has been a problem at times for the Hokies this season, was not down the stretch of this game. Tech converted 8-of-9 from the charity stripe to inflate the final margin of victory.

It was another well-balanced effort from the Hokies. Every player that suited up for Tech scored except for one. Erin Gibson led the way with 14 points, while Gardin contributed 13 to the cause. Dawn Chriss also reached double figures with 11 points. Sophomores Kirby Copeland and Britney Anderson continued their hot play of late with nine points apiece.

Fordham was basically a three-headed monster with Jada Jefferson (21), Monica Mack (20), and Vanessa Silva (14) accounting for 55 of Fordham's 67 points. Jefferson's tally was a career high and it was the third time this season that Mack scored 20 points. In addition to losing the game, Fordham also suffered a big loss late in the game when Mack took an unintentional elbow from Chriss while chasing a loose ball. Mack was diagnosed with a probable broken nose and was down for several minutes before being helped from the court.

No. 2 Duke 88, No. 25 Virginia Tech 67

DURHAM, N.C. (1/9/05) - Second-ranked Duke proved to be too much for No. 25 Virginia Tech Sunday afternoon in Cameron Indoor Stadium. Duke defeated the ACC newcomers by a score of 88-67 in Tech's first ACC road game.

Tech was led by Carrie Mason, Erin Gibson and Kerri Gardin with 13 points each in the game. Dawn Chriss and Megan Finnerty added six each.

The Blue Devils' Monique Currie netted a game-high 18 points. Wanisha Smith chipped in 15, while Mistie Williams and Wynter Whitley added 14 and 10 points, respectively. Williams also pulled down a game-high 11 boards. Alison Bales totaled four blocks in the win.

After extending its lead to double figures to end the first half, Duke ran off nine straight points to start the second before Mason converted a three-point play. Gibson and Gardin each hit an inside jumper to cut the 19-point lead to 12 with 14:30 remaining, but the Hokies were unable to cut the lead to single digits.

In the first half, Tech took its last lead on a layup by Mason, putting the Hokies up 7-6. Duke preceded to make a 7-0 run before Tech countered with a 9-3 run of its own, helped by two Mason three-pointers and a jumper by Kerri Gardin.

Mason totaled eight points in the first 8:24 to keep the Hokies in the game, trailing by two at 18-16. After battling back and forth, the Blue Devils' Jessica Foley hit her only trey of the half to extend the lead to 28-21. Tech went on a 5-1 run to pull within three, but Mistie Williams hit two foul shots to begin an 8-3 spurt that turned into an 11-5 run that finished the first half and put the game out of reach at 41-31.

For the game, Tech canned 41 percent of its shots from the field, including 4-of-9 from behind the arc. Duke hit 37-of-67 attempts from the floor and 3-of-10 shots from the three-point line.

The Hokies forced Duke into 17 turnovers, but the Blue Devils held the edge in blocked shots and rebounding. Duke thwarted 12 attempts by Tech and held a 40-31 advantage on the boards.

The 88 points given up by the Hokies were the most points scored by an opponent this season. The previous high was 87 by Old Dominion.

NC State 76, No. 23/25 Virginia Tech 75 (OT)

BLACKSBURG, Va. (1/17/05) - Virginia Tech's game against N.C. State was a back-and-forth affair, featuring 18 ties and 22 lead changes, but in the end Tech's poor free-throw shooting was the Hokies' undoing as they fell to the Wolfpack 76-75 in overtime.

With a 69-67 lead late in the game and on the brink of victory in regulation, the Hokies had to survive only 3.2 seconds for the win. However, they couldn't do it. N.C. State's Kendra Bell drove to the foul line and hit a runner over the outstretched hand of Carrie Mason as the buzzer sounded, sending the game into overtime.

In overtime, the Hokies scored the first two points on free throws. State's Tiffany Stansbury tied the game with an up-and-under move on Erin Gibson. The Hokies then scored the next four points on a jumper by Copeland and a layup by Kerri Gardin. That four-point lead with 1:44 left in overtime represented the biggest advantage for either team since the Hokies led by five at the start of the second half.

However, the Wolfpack fought back, aided by some Tech fouls. Copeland committed an offensive foul giving State the ball back and Billie McDowell hit a jumper to make the score 75-73. Then, a turnover by Gardin gave State the ball back with 42 seconds remaining. Marquetta Dickens took the ball for the Wolfpack, drove past Gardin and hit a layup as Gardin fouled her. Dickens made the free throw to make the score 76-75 with 22 seconds remaining.

The Hokies had one last chance and inbounded the ball to Mason. Mason pulled up for a jumper from 17 feet, but had it swatted out of bounds by Stansbury. It was Stansbury's sixth block of the night. With just 0.4 seconds remaining, Tech inbounded the ball but could not get a shot off and N.C. State escaped with the victory.

Mason led the Hokies with 14 points and freshman Christie Marrone established a new career high with 12 points. Copeland scored 13 in the losing cause. Gardin scored nine and reached a new career-high with 15 rebounds.

Five Wolfpack players reached double digits in the win. Dickens and Bell led the way with 14 points apiece, while McDowell chipped in 11 points. Stansbury and Key tallied 10 points apiece.

No. 25 Virginia Tech 80, Fordham 67 Jan. 6, 2005; Cassell Coliseum

F (67)	MP	FG	FT	R	A	PF	TP
Silva	34	7-11	0-0	4	0	3	14
Jefferson	34	10-11	1-1	4	0	5	21
Mack	39	9-16	0-0	2	5	2	20
Smith	21	0-2	0-0	2	2	0	0
Donnelly	10	0-0	0-0	0	0	2	0
Leitao	30	3-9	0-0	3	4	0	6
Hanson	20	1-5	2-2	6	4	4	4
Johnson	12	1-3	0-0	3	1	0	2
Team				2		1	
Totals	200	31-57	3-3	26	16	17	67

VT (80)	MP	FG	FT	R	A	PF	TP
Jackson	16	3-4	1-2	1	0	1	7
Gibson	29	4-9	6-7	4	1	0	14
Copeland	21	4-12	1-2	6	2	2	9
Chriss	22	4-7	3-4	5	3	0	11
Mason	31	1-5	2-2	3	4	0	5
Marrone	17	2-4	0-0	0	1	0	6
Recchia	12	2-3	0-0	2	1	0	5
Diawara	7	0-0	1-2	1	0	1	1
Anderson	18	4-5	1-2	3	1	1	9
Gardin	18	5-9	1-1	5	2	1	13
Finnerty	9	0-2	0-0	1	0	2	0
Team				4			
Totals	200	29-60	16-22	35	15	8	80

Fordham	25	42	—	67
Virginia Tech	42	38	—	80

PERCENTAGES:

F	FG%	54.4	3PT%	20.0	FT%	100
VT	FG%	48.3	3PT%	42.9	FT%	72.7

3-POINTERS - F 2 (Mack 2); VT 6 (Marrone 2, Gardin 2, Mason 1, Recchia 1)

BLOCKED SHOTS - F 5 (Silva 3, Jefferson 1, Johnson 1); VT 3 (Gibson 2, Mason 1)

STEALS - F 8 (Mack 3, Donnelly 2, Silva 1, Jefferson 1, Hanson 1); VT 9 (Jackson 2, Chriss 2, Diawara 2, Gibson 1, Copeland 1, Gardin 1)

TURNOVERS - F 15 (Mack 6, Smith 4, Jefferson 2, Donnelly 1, Leitao 1, Johnson 1); VT 14 (Copeland 3, Mason 3, Chriss 2, Diawara 2, Recchia 1, Anderson 1, Gardin 1, Finnerty 1)

TECHNICAL FOULS - Fordham-Team; Virginia Tech-None

OFFICIALS: Jean Courteau, Tony Lipka, Al Tutson

ATTENDANCE: 3,421

No. 2 Duke 88, No. 25 Virginia Tech 67 Jan. 9, 2005; Cameron Indoor Stadium

VT (67)	MP	FG	FT	R	A	PF	TP
Silva	11	0-1	2-3	2	1	2	2
Gibson	34	5-9	3-7	4	2	2	13
Copeland	19	3-8	2-2	3	3	3	8
Chriss	25	2-10	2-4	2	0	1	6
Mason	35	5-9	1-1	0	0	2	13
Marrone	15	1-3	0-0	2	7	0	2
Recchia	2	0-0	0-0	0	0	0	0
Diawara	5	0-0	2-4	3	0	0	2
Anderson	19	1-5	0-0	2	2	0	2
Gardin	26	5-11	1-2	7	3	1	13
Finnerty	9	3-5	0-0	1	1	2	6
Team				5			
Totals	200	25-61	13-23	31	19	13	67

DU (88)	MP	FG	FT	R	A	PF	TP
Williams	26	6-11	2-2	11	2	2	14
Currie	29	9-15	0-0	8	4	2	18
Bales	23	3-5	3-3	4	2	3	9
Smith	32	5-12	4-5	2	8	1	15
Foley	36	4-9	0-0	4	5	2	9
Kurz	18	4-6	0-0	2	1	5	9
Black	15	2-5	0-0	6	0	2	4
Whitley	21	4-4	2-2	2	2	2	10
Team				1			
Totals	200	37-67	11-12	40	24	19	88

Virginia Tech	31	36	—	67
Duke	41	47	—	88

PERCENTAGES:

VT	FG%	41.0	3PT%	44.4	FT%	56.5
DU	FG%	55.2	3PT%	30.0	FT%	91.7

3-POINTERS - VT 4 (Mason 2, Gardin 2); DU 3 (Smith 1, Foley 1, Kurz 1)

BLOCKED SHOTS - VT 4 (Jackson 1, Gibson 1, Copeland 1, Chriss 1); DU 12 (Bales 4, Currie 2, Kurz 2, Whitley 2, Smith 1, Black 1)

STEALS - VT 4 (Gibson 2, Jackson 1, Marrone 1); DU 12 (Currie 4, Foley 3, Smith 2, Bales 1, Kurz 1, Whitley 1)

TURNOVERS - VT 17 (Chriss 4, Copeland 3, Gardin 3, Anderson 2, Jackson 1, Gibson 1, Mason 1, Marrone 1, Team 1); DU 17 (Smith 4, Foley 3, Whitley 3, Currie 2, Black 2, Williams 1, Bales 1, Kurz 1)

TECHNICAL FOULS - None

OFFICIALS: Lawson Newton, Kim Watt, Tommy Salerno

ATTENDANCE: 5,476

NC State 76, No. 23/25 Virginia Tech 75 (OT) Jan. 17, 2005; Cassell Coliseum

NCS (76)	MP	FG	FT	R	A	PF	TP
Dickens	24	5-10	1-1	5	1	2	14
Stansbury	31	5-7	0-0	7	2	4	10
McDowell	38	4-16	2-2	5	1	4	11
Key	26	4-10	1-3	1	1	2	10
Bell	42	6-11	1-2	5	2	3	14
Whittington	23	4-10	1-2	5	0	3	9
Stockdale	19	2-4	1-1	2	1	1	5
Reaves	14	1-2	0-0	5	1	0	2
Pope	7	0-0	1-2	0	2	1	1
McCullins	1	0-0	0-0	0	0	0	0
Team				7			
Totals	225	31-70	8-13	42	11	20	76

VT (75)	MP	FG	FT	R	A	PF	TP
Jackson	13	1-4	0-0	0	0	2	2
Gibson	34	4-9	0-2	5	0	1	8
Copeland	27	5-10	3-6	2	1	3	13
Chriss	18	1-1	2-2	1	2	3	5
Mason	40	5-9	2-2	5	4	0	14
Marrone	20	3-6	4-6	1	2	1	12
Recchia	4	1-3	0-0	0	1	0	3
Anderson	26	3-6	1-1	2	1	3	7
Gardin	32	3-9	3-6	15	3	2	9
Finnerty	11	1-3	0-0	2	3	1	2
Team				5			
Totals	225	27-60	15-25	38	17	16	75

NC State	35	34	7	76
Virginia Tech	40	29	6	75

PERCENTAGES:

NCS	FG%	44.3	3PT%	54.5	FT%	61.5
VT	FG%	45.0	3PT%	40.0	FT%	60.0

3-POINTERS - NCS 6 (Dickens 3, McDowell 1, Key 1, Bell 1); VT 6

(Mason 2, Marrone 2, Chriss 1, Recchia 1)

BLOCKED SHOTS - NCS 7 (Stansbury 6, Whittington 1); VT 9 (Gardin 3, Jackson 2, Chriss 2, Mason 1, Finnerty 1)

STEALS - NCS 8 (Whittington 3, McDowell 2, Key 2, Stansbury 1); VT 9 (Gardin 3, Anderson 2, Gibson 1, Copeland 1, Marrone 1, Finnerty 1)

TURNOVERS - NCS 20 (Bell 5, Dickens 3, McDowell 3, Stansbury 2, Key 2, Pope 2, Whittington 1, Stockdale 1, Reaves 1); VT 18 (Copeland 5, Jackson 3, Mason 3, Gardin 3, Chriss 2, Gibson 1, Anderson 1)

TECHNICAL FOULS - None

OFFICIALS: Barbara Smith, Angela Lewis, Dan Outlaw

ATTENDANCE: 3,805

No. 23/25 Virginia Tech 81, Clemson 66

CLEMSON, S.C. (1/20/05) - Virginia Tech, behind a stingy defense and an opportunistic offense, snapped a two-game losing streak with an 81-66 victory over Clemson at Littlejohn Coliseum.

Tech, ranked No. 23 in this week's Associated Press national rankings, used an 11-0 run in the first half to break open a close contest. Carrie Mason hit a long-range three-point shot just before the first-half buzzer to give the Hokies a 39-25 advantage and momentum into the second half.

The second half was more of the same as Tech led by as many as 23 points in the one-sided affair. The Hokies forced 25 Clemson turnovers and converted the Tiger miscues into 28 points. Tech shot 46.8 percent (29-62) from the field while limiting Clemson to only 35.2 percent (25-71) improving the Hokies to 10-0 this season when holding the opposition under 40 percent from the floor.

Kirby Copeland led Tech and tied her career high with 15 points followed by Dawn Chriss (Jr., Hillcrest Heights, Md.) and Britney Anderson with 12 points each. Anderson's dozen points also tied her career high. Mason added 10 points, including two treys in the victory.

Kerri Gardin narrowly missed a double-double with eight points and 11 boards. In her last two outings, Gardin has totalled 26 rebounds following her career-high 15 against NC State.

Tasha Taylor led Clemson with 11 points followed by D'Leshia Lloyd and Maxienne White with 10 points each.

No. 21/24 Florida State 81, Virginia Tech 78 (20T)

BLACKSBURG, Va. (1/24/05) - LaQuinta Neely's layup with 0.4 seconds left in overtime tied the score and forced double overtime, where the Florida State Seminoles prevailed 81-78 in front of 3,824 fans at Cassell Coliseum.

The Hokies appeared in good shape approaching the end of the first overtime, holding a 71-67 advantage with under a minute to play. The Hokies got to that point when sophomore Kirby Copeland drilled a jumper from the elbow with one second showing on the shot clock. Florida State could not penetrate Tech's defense on its next possession, so Roneeka Hodges threw up a 24-foot prayer with two seconds remaining on the shot clock, and her prayer was answered, cutting Tech's lead to 71-70.

Copeland was fouled on Tech's next possession and hit one of two free throws, giving the Hokies a 72-70 lead. After an FSU miss, Kerri Gardin pulled down one of her 16 rebounds and was promptly hammered. She went to the line with a chance to put the game on ice, but could not make either free throw attempt.

The Seminoles brought the ball down with 7.2 seconds remaining and Neely drove to the hoop and scored the tying layup with 0.4 showing on the game clock, sending the contest into double overtime.

In double OT, FSU scored the first four points and never trailed again. Two Holly Johnson free throws gave the Seminoles an 81-78 lead. The Hokies had one last opportunity, inbound the ball with 19.8 showing on the clock. Freshman Christie Marrone got off a good look at a 3-pointer, but it drew iron. The Hokies secured the offensive rebound but could not launch another attempt. The ball slipped out of Copeland's hands as the final seconds ticked off the clock.

The loss spoiled a career-best effort from Gardin on several fronts. She scored a career-high 22 points and collected 16 rebounds, also a career high. The double-double was the seventh of her career and third of the season.

The two teams matched each other basket for basket in the first half, swapping the lead seven times and tying each other up eight times. Both teams hit 12 shots, with the Seminoles connecting on one more 3-pointer but the Hokies hitting one more free throw, resulting in the 29-29 deadlock at intermission.

The second half and overtime featured more of the same, with the two teams exchanging the lead seven more times, making a total of 14 in the game. They were also tied 10 more times, making a total of 18 in the game.

Tech took control with 15.2 seconds remaining in regulation. Carrie Mason came up the court and tried to penetrate on Linnea Liljestrand, but Liljestrand swatted Mason's attempt at the buzzer and the game went to its first overtime.

This was Tech's first double-overtime game since a 103-98 victory over Dayton on Jan. 18, 1997.

Virginia 70, Virginia Tech 67

CHARLOTTESVILLE, Va. (1/28/05) - The Virginia Tech women's basketball team traveled to the University of Virginia and came away with a 70-67 defeat at the hands of the Cavaliers, despite senior Erin Gibson's achieving the 1,000-point milestone Friday evening at University Hall in Charlottesville.

Gibson became the 16th player in Virginia Tech history to score 1,000 points in a career.

Tech was led by Gibson and Carrie Mason who both scored 14 points in the outing.

Virginia was led by LaTonya Blue, who totaled a career-high and game-high 26 points and 12 rebounds.

The main theme of the game was Virginia dominating the boards and ending with a 49-27 advantage. Tech did win the turnover battle recording only 16 to the host Cavaliers' 22.

In the first half, Tech took an early five-point lead with 12:20 left in the first half, but fell behind a 20-to-nine Virginia rebounding advantage and Cavalier 2-of-5 shooting from three-point range.

The second half was all Virginia, who opened up a 54-49 lead with less than 10 minutes left in the game.

With under three minutes left in the game, Mason got Tech within two points at 60-58, and then forced a Cavalier turnover to get the ball before a Virginia timeout.

However, Tech was unable to convert on its next two trips down the court, while Virginia would continue to score and increase their lead to 64-58 after McGuire converted on both her free-throw attempts.

Virginia would not be stopped and Blue scored again for the home team to take a four-point lead with 40 seconds to play.

Kerri Gardin responded with a bucket to pull Tech within two points at 66-64, but the Hokies were forced to foul to stop the clock. Brenna McGuire went to the line, and converted both shots to take a 68-64 lead with 18 ticks left.

Tech suffered a turnover on its next possession sending Blue to the free-throw line where she nailed both attempts to increase the Cavaliers' lead to six points with only three seconds remaining in the contest.

Mason hit a buzzer-beating three-point shot for the final margin.

For the game, Tech shot 42 percent from the floor off a 25-of-59 clip and 83 percent from the free-throw line, making 15-of-18 shots from the charity stripe.

No. 23/25 Virginia Tech 81, Clemson 66 Jan. 20, 2005; Littlejohn Coliseum

VT (81)	MP	FG	FT	R	A	PF	TP
Chriss	26	5-9	2-4	4	4	2	12
Gardin	25	3-6	2-4	11	3	2	8
Gibson	23	1-6	0-2	5	0	3	2
Copeland	21	6-14	3-5	4	3	1	15
Mason	24	2-7	4-4	4	3	0	10
Marrone	16	1-4	3-4	1	1	0	5
Recchia	15	3-6	0-0	3	1	1	9
Anderson	20	6-7	0-0	3	0	3	12
Finnerty	20	1-2	2-4	2	3	1	4
Jackson	10	1-1	2-2	5	0	3	4
Team				2			
Totals	200	29-62	18-29	44	18	16	81

CU (66)	MP	FG	FT	R	A	PF	TP
Lloyd	26	4-12	2-2	13	0	1	10
Allen	6	0-2	0-0	1	0	1	0
White, A.	18	0-2	0-0	1	1	1	0
Maddox	26	4-10	0-0	3	2	4	9
Phillips	15	1-5	1-2	1	0	0	4
White, M.	18	4-9	2-2	7	1	2	10
Taylor	15	5-12	0-0	3	3	4	11
Talley	28	3-9	0-0	1	1	2	8
Sanders	21	1-4	2-2	8	0	3	4
Davis	17	1-2	3-5	2	0	2	5
Whitehurst	10	2-4	1-1	1	0	1	5
Shafer	0+	0-0	0-0	0	0	0	0
Team				2			
Totals	200	25-71	11-14	43	8	21	66

Virginia Tech		39		42			81
Clemson		25		41			66

PERCENTAGES:							
VT	FG%	46.8	3PT%	33.3	FT%		62.1
CU	FG%	35.2	3PT%	33.3	FT%		78.6

3-POINTERS - VT 5 (Recchia 3, Mason 2); CU 5 (Talley 2, Maddox 1, Phillips 1, Taylor 1)
BLOCKED SHOTS - VT 3 (Chriss 1, Gardin 1, Mason 1); CU 3 (Lloyd 1, Maddox 1, Davis 1)
STEALS - VT 11 (Chriss 4, Copeland 2, Anderson 2, Gardin 1, Gibson 1, Mason 1); CU 10 (Maddox 3, White, M. 2, Taylor 2, Sanders 2, Davis 1)
TURNOVERS - VT 22 (Gibson 4, Anderson 4, Finnerty 4, Chriss 3, Gardin 3, Recchia 2, Copeland 1, Marrone 1); CU 25 (Maddox 5, Talley 4, Phillips 3, Taylor 3, Lloyd 2, Allen 2, Davis 2, White, A. 1, White, M. 1, Shafer 1, Team 1)
TECHNICAL FOULS - None
OFFICIALS: Joe Cunningham, Nan Sisk, David Kramer
ATTENDANCE: 632

No. 21/24 Florida State 81, Virginia Tech 78 (20T) Jan. 24, 2005; Cassell Coliseum

FSU (81)	MP	FG	FT	R	A	PF	TP
Neely	36	4-9	2-3	9	6	3	10
Hodges	45	10-19	1-2	4	2	4	24
Johnson	49	1-10	2-2	1	6	0	4
Gladden	37	9-16	6-7	9	2	4	24
Adeduntan	34	4-10	3-4	7	1	3	11
Liljestrand	29	2-4	0-0	3	3	2	6
Lautsch	4	1-2	0-0	2	0	0	2
Linquist	10	0-2	0-0	0	0	2	0
Anthony	6	0-0	0-0	0	0	0	0
Team				5			
Totals	250	31-72	14-18	40	20	18	81

VT (78)	MP	FG	FT	R	A	PF	TP
Gardin	43	9-18	4-6	16	2	2	22
Gibson	34	2-7	3-4	5	2	2	7
Copeland	35	5-16	5-8	6	3	4	15
Chriss	40	6-8	2-3	3	1	4	14
Mason	45	3-9	0-0	3	2	0	8
Marrone	9	1-4	0-0	2	4	1	2
Recchia	3	0-0	0-0	2	0	0	0
Anderson	27	2-6	2-2	1	0	2	6
Jackson	14	2-4	0-0	4	0	1	4
Team				5			
Totals	250	30-72	16-23	47	14	16	78

Florida State	29	33	10	9			81
Virginia Tech	29	33	10	6			78

PERCENTAGES:							
FSU	FG%	43.1	3PT%	33.3	FT%		77.8
VT	FG%	41.7	3PT%	28.6	FT%		69.6

3-POINTERS - FSU 5 (Hodges 3, Liljestrand 2); VT 2 (Mason 2)
BLOCKED SHOTS - FSU 8 (Gladden 3, Johnson 2, Linquist 2, Hodges 1); VT 10 (Gardin 4, Gibson 3, Jackson 2, Anderson 1)
STEALS - FSU 9 (Gladden 6, Neely 2, Linquist 1); VT 7 (Gardin 2, Chriss 2, Gibson 1, Mason 1, Anderson 1)
TURNOVERS - FSU 17 (Hodges 5, Johnson 4, Neely 2, Gladden 2, Liljestrand 2, Lautsch 1, Linquist 1); VT 20 (Copeand 3, Chriss 3, Mason 3, Marrone 3, Anderson 3, Gibson 2, Recchia 1, Jackson 1, Team 1)
TECHNICAL FOULS - None
OFFICIALS: Bryan Enterline, Lawson Newton, Ralph Pickett
ATTENDANCE: 3,824

Virginia 70, Virginia Tech 67 Jan. 28, 2005; University Hall

VT (67)	MP	FG	FT	R	A	PF	TP
Gardin	31	5-15	0-0	6	0	3	10
Gibson	36	5-12	4-6	5	2	1	14
Copeland	25	3-9	3-4	3	2	3	9
Chriss	28	1-4	8-8	5	1	5	10
Mason	32	6-11	0-0	0	5	2	14
Marrone	11	0-0	0-0	1	2	1	0
Recchia	1	0-0	0-0	0	0	1	0
Anderson	26	4-6	0-0	3	0	1	8
Finnerty	3	0-1	0-0	0	0	0	0
Jackson	7	1-1	0-0	0	0	2	2
Team				4			
Totals	200	25-59	15-18	27	12	19	67

UVA (70)	MP	FG	FT	R	A	PF	TP
Blue	38	9-17	6-8	12	1	1	26
Logan-Friend	26	3-8	3-5	8	0	2	9
Teamer	24	2-6	1-4	3	0	1	5
Zoll	36	3-10	0-0	7	4	1	6
McGuire	24	2-7	6-8	3	0	2	11
Williams	21	3-6	0-0	8	0	1	6
Granberry	7	0-2	0-0	1	0	2	0
Sardin	15	2-4	0-0	1	0	1	4
Kreager	9	1-3	1-2	2	0	1	3
Team				4			
Totals	200	25-63	17-27	49	5	12	70

Virginia Tech		39		28			67
Virginia		40		30			70

PERCENTAGES:							
VT	FG%	42.4	3PT%	22.2	FT%		83.3
UVA	FG%	39.7	3PT%	25.0	FT%		63.0

3-POINTERS - VT 2 (Mason 2); UVA 3 (Blue 2, McGuire 1)
BLOCKED SHOTS - VT 6 (Gibson 2, Chriss 2, Gardin 1, Mason 1); UVA 4 (Logan-Friend 4)
STEALS - VT 11 (Gardin 5, Chriss 3, Gibson 2, Copeland 1); UVA 6 (Blue 4, Logan-Friend 1, Williams 1)
TURNOVERS - VT 16 (Mason 5, Gardin 4, Marrone 3, Jackson 2, Gibson 1, Chriss 1); UVA 22 (Zoll 5, Logan-Friend 4, Williams 3, Sardin 3, Blue 2, Teamer 2, McGuire 2, Granberry 1)
TECHNICAL FOULS - None
OFFICIALS: Sally Bell, John Morningstar, Ed Novak
ATTENDANCE: 3,813

Virginia Tech 74, Wake Forest 64

BLACKSBURG, Va. (1/31/05) - A big second half run got the Virginia Tech women's basketball team back in the win column as the Hokies downed Wake Forest 74-64 in a critical ACC contest in front of 4,017 fans at Cassell Coliseum.

The win was important for the Hokies who had dropped four of their past five games, including their previous two at Cassell Coliseum.

The Hokies led 35-34 at the half, but the game didn't stay close for long after the break. After the teams traded two baskets apiece, the Hokies exploded on a 17-0 run that covered almost six minutes. Junior Dawn Chriss and sophomore Britney Anderson combined for nine points in the run as the Hokies hit 6-of-9 shots during the spurt and 3-of-4 free throws.

Tech's defense also stepped up during that spell, forcing five Wake Forest turnovers and holding the Demon Deacons to just five shots.

That run gave the Hokies a 54-38 lead with 12 minutes remaining. Despite all the time left in the game, though, Wake Forest was never able to get closer than eight points the rest of the way and the Hokies cruised to the victory.

It was a balanced scoring effort for the Hokies as five players reached double figures, led by Mason's 13 points. Chriss and Megan Finnerty chipped in 12 points apiece while Erin Gibson scored 11 and Anderson contributed 10. Finnerty's 12 points represent a career high, as do the five assists that she handed out to her teammates. Chriss had a career- and team-high eight assists, as well as six rebounds.

Tech's perimeter defense was lacking early in the first half against the Deacons, who lead the nation in 3-pointers attempted, 3-pointers made, and average number of treys per game (9.2). The Deacons made the Hokies pay by drilling their first three attempts from deep and taking a 9-4 lead. Tech coach Beth Dunkenberger immediately called a timeout after the third make and rallied her troops.

The Hokies went on an 8-0 run coming out of the timeout to take a 12-9 lead, but then hit a dry spell that lasted 6:42. However, Wake Forest could only take a 16-12 lead. The Deacons eventually pushed the lead to 27-20 when Porsche Jones hit a 3-pointer at the 5:50 mark. From there, the Hokies embarked on a 15-5 run over the next 5:28. Jones scored a driving layup with three seconds left to cut Tech's halftime lead to 35-34.

Wake Forest was led by Jones and Cotelia Bond-Young, each of whom scored 21 points.

Virginia Tech 79, Richmond 63

BLACKSBURG, Va. (2/2/05) - The Virginia Tech women's basketball team defeated the visiting Spiders of Richmond, 79-63, Wednesday evening at the Cassell Coliseum in Blacksburg.

Tech was led by junior Carrie Mason and Dawn Chriss who each finished the game with 14 points.

Junior Kerri Gardin totaled a team-high and career-high eight assists in the game and tied her career high with four steals. She also added eight points and eight rebounds.

As a team, the Hokies had a season-high 20 assists in the game and a new season low for turnovers with 10.

Richmond (16-3) was led by Saona Chapman with 17 points and Kate Flavin with 12 points.

In the first half, the Spiders struck first, but the Hokies then went on an 8-0 run to take an 8-2 lead with 16 minutes left to play. Richmond would score off a Flavin jumper, before Tech would increase its lead to eight points at the score 12-4.

With two ticks left on the Spider shot clock, Tanja Miranovic would shoot and make a three-point shot as the buzzer sounded to cut the lead to 17-10 with 12:12 left in the half. They would follow with another three-point basket to move to within four points before Tech would answer with a five-point run and a nine-point advantage.

With 6:31 left in the half, Tech would go on a four-point tear to take a 32-18 advantage and its biggest lead of the night after a Mason steal and lay-up, forcing the Spider bench to call a timeout.

Tech would end the half on top with a 43-26 lead off 18-of-33 shooting for 55 percent, compared to Richmond, who shot 10-of-27 from the floor, for 37 percent.

All nine of Tech's players scored in the first stanza and the Hokies committed only two fouls compared to five for Richmond.

Tech was also ahead in the turnover battle committing only three compared to 10 for the Spiders.

In the second half, the Hokies quickly added to their lead, and with 15:56 left in the game were ahead 49-33 after a basket by Gibson. Tech would then go on a 9-4 run to take a 58-38 lead and never let the Spiders within 17 points for the rest of the night, finishing ahead 79-63.

Tech would dominate the paint in the game, 44 to 30, and winning the battle of the boards, grabbing 35 rebounds, compared to 32 by Richmond.

Miami 78, Virginia Tech 67

CORAL GABLES, Fla. (2/5/05) - A cold night from the field in South Florida and turnovers proved to be too much to overcome in Virginia Tech's 78-67 loss to the Miami Hurricanes. The loss was the fourth straight for the Hokies in the series versus Miami.

Tech shot only 37.7 percent (23-61) and suffered 26 turnovers, including 19 in the second half. Kerri Gardin led the Hokies with 13 points and 10 rebounds, her fourth double-double of the year and eighth of her career. Britney Anderson and Carrie Mason (Jr., Seneca, Pa.) followed with 11 points each. Erin Gibson chipped in seven points and nine rebounds.

Miami was led by Tamara James with a game-high 35 points followed by Yalonda McCormick and Tatjana Marincic with 13 and 10 points respectively.

The two teams battled on even terms in the first half with the Hurricanes claiming a 37-36 advantage. Tech managed to take the lead early in the second half and build a 50-46 lead with 12:48 remaining in the game.

Miami used a 14-4 run to take a 60-54 lead before the Hokies cut the margin back to one on a Gibson basket at 60-59 with just over five minutes left. However, Miami outscored Tech 18-8 the rest of the way for the victory.

Virginia Tech 74, Wake Forest 64 Jan. 31, 2005; Cassell Coliseum

WFU (64)	MP	FG	FT	R	A	PF	TP
Brown	15	3-5	0-0	1	0	2	6
Ferrell	37	3-13	0-0	9	2	2	7
Jones	40	7-12	4-4	3	7	3	21
Strunk	40	3-10	1-2	6	2	2	9
Bond-Young	40	8-20	2-2	2	3	3	21
Johnson	25	0-5	0-0	8	0	1	0
Bell	3	0-2	0-0	0	0	0	0
Team				6			
Totals	200	24-67	7-8	35	14	13	64

VT (74)	MP	FG	FT	R	A	PF	TP
Anderson	27	4-7	2-2	5	0	1	10
Gardin	16	3-8	0-0	1	0	0	6
Gibson	32	5-11	1-1	7	1	1	11
Chriss	33	4-7	4-6	6	8	1	12
Mason	34	4-7	2-2	5	2	2	13
Marrone	11	1-3	0-0	1	2	1	3
Recchia	20	2-7	0-0	0	0	1	5
Finnerty	18	5-5	2-2	3	5	1	12
Jackson	9	1-4	0-0	3	1	2	2
Team				3			
Totals	200	29-59	11-13	34	19	10	74

Wake Forest		34		30	—		64
Virginia Tech		35		39	—		74

PERCENTAGES:

WFU	FG%	35.8	3PT%	33.3	FT%	87.5
VT	FG%	49.2	3PT%	33.3	FT%	84.6

3-POINTERS - WFU 9 (Jones 3, Bond-Young 3, Strunk 2, Ferrell 1); VT 5 (Mason 3, Marrone 1, Recchia 1)

BLOCKED SHOTS - WFU 4 (Ferrell 2, Strunk 1, Bond-Young 1); VT 3 (Gibson 2, Mason 1)

STEALS - WFU 10 (Jones 5, Strunk 2, Ferrell 1, Bond-Young 1, Johnson 1); VT 8 (Gardin 2, Chriss 2, Anderson 1, Gibson 1, Mason 1, Finnerty 1)

TURNOVERS - WFU 17 (Strunk 5, Bond-Young 3, Johnson 3, Brown 2, Jones 2, Ferrell 1, Team 1); VT 16 (Mason 5, Jackson 3, Anderson 2, Gardin 2, Chriss 2, Recchia 1, Finnerty 1)

TECHNICAL FOULS - None

OFFICIALS: Nanette Sisk, Angela Lewis, David Kramer

ATTENDANCE: 4,017

Virginia Tech 79, Richmond 63 Feb. 2, 2005; Cassell Coliseum

RU (63)	MP	FG	FT	R	A	PF	TP
Flavin	32	5-11	2-5	8	4	2	12
Campion	31	2-8	3-4	4	1	1	7
Chapman	37	6-13	2-2	1	7	1	17
Gil	28	2-6	0-0	6	1	0	4
Hendrix	26	1-4	0-0	1	1	1	2
Petillon	9	4-4	2-2	2	1	2	10
Mazic	10	1-1	1-4	4	0	1	3
Roche	7	1-2	0-0	0	0	2	3
Grabias	2	0-0	0-0	1	0	0	0
McKnight	2	0-0	0-0	0	0	0	0
Miranovic	16	2-4	0-0	0	0	0	5
Team				5			
Totals	200	24-53	10-17	32	15	10	63

VT (79)	MP	FG	FT	R	A	PF	TP
Anderson	29	5-11	0-0	3	2	1	10
Gardin	25	4-7	0-0	8	8	2	8
Gibson	21	5-10	0-0	2	1	1	10
Chriss	30	7-9	0-1	6	5	1	14
Mason	28	5-10	2-2	2	1	1	14
Marrone	16	3-4	0-0	0	2	2	7
Recchia	19	3-10	0-0	2	0	1	8
Finnerty	17	2-4	2-2	5	0	1	6
Jackson	15	1-4	0-0	2	1	1	2
Team				5			
Totals	200	35-69	4-5	35	20	11	79

Richmond		26		37	—		63
Virginia Tech		43		36	—		79

PERCENTAGES:

RU	FG%	45.3	3PT%	41.7	FT%	58.8
VT	FG%	50.7	3PT%	38.5	FT%	80.0

3-POINTERS - RU 5 (Chapman 3, Roche 1, Miranovic 1); VT 5 (Mason 2, Recchia 2, Marrone 1)

BLOCKED SHOTS - RU 1 (Miranovic 1); VT 6 (Gardin 3, Gibson 2, Mason 1)

STEALS - RU 4 (Chapman 2, Miranovic 2); VT 11 (Gardin 4, Mason 3, Anderson 2, Recchia 1, Jackson 1)

TURNOVERS - RU 18 (Campion 2, Chapman 2, Hendrix 2, Petillon 2, Mazic 2, Miranovic 2, Flavin 1, Gil 1, Roche 1, Grabias 1, McKnight 1, Team 1); VT 10 (Mason 3, Marrone 3, Gardin 2, Anderson 1, Gibson 1)

TECHNICAL FOULS - None

OFFICIALS: Sally Bell, Bryan Brunette, Dan Outlaw

ATTENDANCE: 3,453

Miami 78, Virginia Tech 67 Feb. 5, 2005; Convocation Center

VT (67)	MP	FG	FT	R	A	PF	TP
Anderson	28	4-8	3-4	5	2	3	11
Gibson	31	3-9	1-3	9	0	2	7
Chriss	20	0-6	5-6	5	1	5	5
Mason	31	4-10	1-2	4	6	1	11
Gardin	26	5-14	3-4	10	1	2	13
Marrone	19	3-8	0-0	2	3	0	9
Recchia	17	1-3	0-0	1	0	1	3
Finnerty	16	3-3	2-2	5	0	2	8
Jackson	12	0-0	0-0	1	0	2	0
Team				7			
Totals	200	23-61	15-21	49	13	18	67

UM (78)	MP	FG	FT	R	A	PF	TP
Dhahabu	27	4-9	0-0	4	1	3	8
James	38	13-29	7-7	7	0	1	35
McCormick	39	5-14	2-2	7	11	1	13
Grimsley	19	1-3	3-4	0	4	2	5
Phanord	27	2-7	2-4	6	0	4	6
Audibert	2	0-0	0-0	0	0	2	0
Marincic	26	5-6	0-0	6	2	0	10
Curtis	5	0-0	0-0	0	0	1	0
Hayek	17	0-1	1-2	0	2	1	1
Team				4			
Totals	200	30-69	15-19	34	20	15	78

Virginia Tech		36		31	—		67
Miami		37		41	—		78

PERCENTAGES:

VT	FG%	37.7	3PT%	35.3	FT%	71.4
UM	FG%	43.5	3PT%	21.4	FT%	78.9

3-POINTERS - VT 6 (Marrone 3, Mason 2, Recchia 1); UM 3 (James 2, McCormick 1)

BLOCKED SHOTS - VT 7 (Gibson 4, Gardin 2, Jackson 1); UM 6 (James 2, McCormick 2, Phanord 1, Hayek 1)

STEALS - VT 9 (Gibson 3, Chriss 2, Mason 1, Marrone 1, Finnerty 1, Jackson 1); UM 15 (James 6, Grimsley 3, Phanord 3, McCormick 1, Marincic 1, Hayek 1)

TURNOVERS - VT 26 (Mason 8, Anderson 4, Gibson 3, Gardin 3, Marrone 3, Finnerty 2, Recchia 1, Jackson 1, Team 1); UM 15 (Phanord 4, McCormick 3, Hayek 3, Dhahabu 1, James 1, Grimsley 1, Audibert 1, Marincic 1)

TECHNICAL FOULS - None

OFFICIALS: Joe Cunningham, Nanette Sisk, David Kramer

ATTENDANCE: 632

No. 8/6 North Carolina 93, Virginia Tech 67

CHAPEL HILL, N.C. (2/11/05) - The Virginia Tech women's basketball team traveled to Chapel Hill, N.C., for the first time since 1991, to face sixth-ranked North Carolina. The Hokies played even for the first ten minutes of the game before the Tar Heels used a 13-2 run to put the contest out of reach, going on to win 93-67.

Four Hokies reached double figures in the game. Tech was led by Kerri Gardin's 14 points and 10 rebounds, her fifth double-double of the season. Dawn Chriss shared team-high honors, scoring 14 while adding four rebounds and three assists. Erin Gibson and Carrie Mason chipped in 12 apiece in the losing effort.

UNC was paced by Ivory Latta's game-high 19 points. LaToya Pringle added 16 while Nikita Bell had 14. Erlana Larkins and LaTangela Atkinson chipped in 13 and 12 points, respectively.

The Tar Heels connected on 38-of-71 shots from the floor for 53.5 percent. Tech hit 28-of-59 from the field for a 47.5 percent clip. The Hokies made 71.4 percent of their attempts from behind the arc, while their counterparts hit just 29.4 percent of their shots from the three-point line.

UNC out-rebounded Tech 46-28, but the Hokies combined for 17 steals in the game compared to 15 for the Tar Heels.

Virginia 61, Virginia Tech 58

BLACKSBURG, Va. (2/13/05) - Despite Kerri Gardin and Erin Gibson recording double-doubles, the Virginia Tech women's basketball team lost a heartbreaker to the University of Virginia Sunday afternoon in front of 4,820 fans in Cassell Coliseum, 61-58.

Junior Carrie Mason netted a team-high 14 points in the losing cause to pace Tech. Gibson added 12 points and 10 rebounds.

Gardin chipped in 10 points and a school-record-tying 21 boards. She now shares the record with Karen Garbis and Nicole Jones. Garbis set the record against James Madison on Feb. 16, 1978. Jones tied the record against Hampton on Dec. 29, 1999. Gardin's 15 defensive rebounds are a Cassell Coliseum record.

LaTonya Blue netted a game-high 16 points for the Cavaliers. Siedah Williams and Kate Kreager were the only other players in double figures for the visitors, adding 12 and 10 points, respectively. Jocelyn Logan-Friend pulled down 11 rebounds for UVa.

For the game, Tech connected on 32.8 percent from the floor on a 20-of-61 effort. The Cavaliers hit 26-of-66 from the field for 39.4 percent. The Hokies hit 15-of-22 foul shots for the contest to 7-of-12 for the visitors.

After facing a 29-22 halftime deficit, Tech started the second half on a 16-2 run, opening up its largest lead of the game at 38-33 only to see UVa battle back to knot the score at 38. The teams traded baskets until Blue made a layup to put the visitors up for good with 4:27 remaining in the game at 53-52.

Tech would pull to within one on two more occasions, but was unable to take the lead. The game also had seven ties and 10 lead changes.

Virginia Tech 73, Georgia Tech 48

BLACKSBURG, Va. (2/16/05) - The Virginia Tech women's basketball team ended a three-game losing skid Wednesday evening against Georgia Tech, knocking off the Yellow Jackets by a 73-48 score at Cassell Coliseum.

Virginia Tech was led by junior Kerri Gardin's game-high 18 points. The Morganton, N.C., native also had a team-high eight rebounds, including three on the offensive glass. Senior Erin Gibson added 12 points to go along with her four rebounds, three assists and three blocks. Roshana Jackson was the other Hokie to reach double figures with 11, knocking down a career-high five free throws.

For the visitors, Stephanie Higgs tallied 17 points, while Janie Mitchell totaled 10 in the losing effort. Jill Ingram pulled down a game-high 10 rebounds for the Yellow Jackets.

The Hokies connected on 24-of-56 attempts from the floor during the contest for a 42.9 percent clip, while their counterparts hit 17-of-56 for 30.4 percent. Virginia Tech made 23-of-25 foul shots. Georgia Tech made 12-of-14 from the charity stripe.

The Yellow Jackets out-rebounded the Hokies 38 to 34, but Virginia Tech forced 16 turnovers while only committing seven. The 16 turnovers led to 21 points for the Hokies, while Georgia Tech did not score a point off turnovers. Virginia Tech also outscored the visitors 35-8 off the bench.

Georgia Tech never led in the game. After pulling to within two at 12-10 with 10:18 left in the first half, the Hokies used an 11-2 run to put the game out of reach. The Yellow Jackets cut the deficit to nine with just over four minutes remaining in the first half, but a three-pointer by Fran Recchia put Virginia Tech up by 12. Georgia Tech was unable to get within single digits the remainder of the contest.

The Hokies opened up a 32-18 halftime lead behind Gardin's 10 points. The 25-point defeat for Georgia Tech was its largest margin of defeat this season.

No. 8/6 North Carolina 93, Virginia Tech 67 Feb. 11, 2005; Carmichael Auditorium

VT (67)	MP	FG	FT	R	A	PF	TP
Anderson	16	0-5	0-0	1	0	3	0
Gardin	28	6-10	2-5	10	2	3	14
Gibson	24	6-12	0-0	1	1	3	12
Chriss	30	6-10	2-3	4	3	1	14
Mason	36	4-7	0-0	3	5	1	12
Finnerty	21	2-7	1-2	3	4	2	5
Recchia	7	0-0	0-0	1	0	0	0
Marrone	17	3-4	0-0	0	1	1	7
Copeland	4	0-2	0-0	0	0	0	0
Jackson	17	1-2	1-2	3	0	2	3
Team				2			
Totals	200	28-59	6-12	28	16	16	67

UNC (93)	MP	FG	FT	R	A	PF	TP
Little	26	4-8	0-0	4	3	2	9
Larkins	19	6-9	1-1	5	2	3	13
Atkinson	30	6-13	0-3	12	7	3	12
Metcalf	21	1-6	0-1	4	3	0	2
Latta	33	7-14	1-2	2	5	2	19
Bell	19	6-7	2-5	2	5	1	14
Pringle	16	5-5	6-6	7	0	1	16
McBee	16	3-5	2-2	5	0	1	8
Nelms	9	0-1	0-0	0	0	1	0
Sell	5	0-1	0-0	0	0	0	0
Miller	3	0-1	0-0	0	0	0	0
Tucker	3	0-1	0-0	0	0	0	0
Team				5			
Totals	200	38-71	12-20	46	25	14	93

Virginia Tech	35	32	—	67
North Carolina	45	48	—	93

PERCENTAGES:						
VT	FG%	47.5	3PT%	74.1	FT%	50.0
UNC	FG%	53.5	3PT%	29.4	FT%	60.0

3-POINTERS - VT 5 (Mason 4, Marrone 1); UNC 5 (Latta 4, Little 1)
BLOCKED SHOTS - VT 3 (Gardin 1, Gibson 1, Jackson 1); UNC 4 (McBee 2, Little 1, Pringle 1)
STEALS - VT 17 (Anderson 4, Mason 4, Chriss 3, Jackson 3, Marrone 2, Gardin 1); UNC 15 (Bell 7, Atkinson 2, Metcalf 2, Latta 2, Little 1, Nelms 1)
TURNOVERS - VT 24 (Gibson 7, Mason 5, Gardin 3, Marrone 3, Anderson 2, Chriss 2, Recchia 1, Jackson 1); UNC 21 (Latta 4, Bell 4, Atkinson 3, Larkins 2, Metcalf 2, McBee 2, Little 1, Pringle 1, Miller 1, Team 1)
TECHNICAL FOULS - None
OFFICIALS: John Morningstar, Barbara Smith, Bill Franklin
ATTENDANCE: 2,730

Virginia 61, Virginia Tech 58 Feb. 13, 2005; Cassell Coliseum

UVA (61)	MP	FG	FT	R	A	PF	TP
Blue	34	6-14	3-6	5	1	2	16
Kreager	19	5-7	0-0	4	0	1	10
Logan-Friend	25	2-8	2-4	11	0	3	6
Zoll	24	2-7	0-0	3	4	3	4
McGuire	18	1-4	0-0	0	0	1	3
Williams	24	6-8	0-0	7	0	1	12
Kenion	12	1-2	0-0	2	2	2	2
Granberry	26	2-15	2-2	3	2	1	6
Teamer	13	1-1	0-0	3	0	4	2
Sardin	5	0-0	0-0	2	1	1	0
Team				3			
Totals	200	26-66	7-12	43	10	19	61

VT (58)	MP	FG	FT	R	A	PF	TP
Anderson	29	3-10	1-2	1	1	1	7
Gardin	34	3-12	3-4	21	1	1	10
Gibson	35	4-14	4-5	11	0	0	12
Chriss	22	1-5	1-2	1	1	4	3
Mason	35	5-12	2-2	2	2	0	14
Marrone	7	0-1	2-2	0	1	1	2
Copeland	24	2-4	2-5	2	2	3	6
Recchia	2	0-1	0-0	0	0	0	0
Finnerty	7	1-1	0-0	2	0	1	2
Jackson	5	1-1	0-0	0	0	0	2
Team				5			
Totals	200	20-61	15-22	45	8	11	58

Virginia	29	32	—	61
Virginia Tech	22	36	—	58

PERCENTAGES:						
UVA	FG%	39.4	3PT%	11.8	FT%	58.3
VT	FG%	32.8	3PT%	33.3	FT%	68.2

3-POINTERS - UVA 2 (Blue 1, McGuire 1); VT 3 (Mason 2, Gardin 1)
BLOCKED SHOTS - UVA 8 (Logan-Friend 3, Blue 1, McGuire 1, Williams 1, Granberry 1, Teamer 1); VT 5 (Gardin 3, Gibson 1, Mason 1)
STEALS - UVA 12 (Williams 4, Blue 2, Logan-Friend 2, Granberry 2, Zoll 1, Kenion 1); VT 4 (Gardin 1, Chriss 1, Mason 1, Copeland 1)
TURNOVERS - UVA 12 (Blue 3, Granberry 3, Kreager 1, Logan-Friend 1, Zoll 1, McGuire 1, Kenion 1, Sardin 1); VT 14 (Gardin 3, Anderson 2, Mason 2, Copeland 2, Gibson 1, Chriss 1, Marrone 1, Recchia 1, Finnerty 1)
TECHNICAL FOULS - None
OFFICIALS: Wesley Dean, Bryan Enterline, Mark Zentz
ATTENDANCE: 4,820

Virginia Tech 73, Georgia Tech 48 Feb. 16, 2005; Cassell Coliseum

GT (48)	MP	FG	FT	R	A	PF	TP
Mitchell, J.	32	3-12	4-4	7	0	2	10
Williams	22	0-3	0-0	4	0	5	0
Higgs	32	8-19	1-2	3	0	1	17
Ingram	37	2-7	1-2	10	1	4	7
Nnamaka	30	1-7	4-4	2	3	4	6
Ancora	2	0-0	0-0	0	0	0	0
Sauer	10	1-1	0-0	3	0	0	2
Harpring	18	0-4	0-0	3	1	1	0
Phillips	2	0-0	0-0	1	0	0	0
Mitchell, D.	15	2-3	2-2	2	0	3	6
Team				3			
Totals	200	17-56	12-14	38	5	20	48

VT (73)	MP	FG	FT	R	A	PF	TP
Anderson	19	0-6	0-0	0	0	2	0
Gardin	24	8-9	2-2	8	1	0	18
Gibson	25	3-7	6-6	4	3	1	12
Chriss	26	3-10	2-2	6	0	0	8
Mason	27	0-5	0-0	2	2	1	0
Marrone	14	2-5	2-2	0	3	3	7
Copeland	15	1-2	6-6	1	0	2	8
Recchia	17	1-2	0-0	2	1	2	3
Finnerty	18	3-4	0-1	4	1	3	6
Jackson	15	3-6	5-6	3	1	0	11
Team				4			
Totals	200	24-56	23-25	34	12	14	73

Georgia Tech	18	30	—	48
Virginia Tech	32	41	—	73

PERCENTAGES:						
GT	FG%	30.4	3PT%	16.7	FT%	85.7
VT	FG%	42.9	3PT%	25.0	FT%	92.0

3-POINTERS - GT 2 (Ingram 2); VT 2 (Marrone 1, Recchia 1)
BLOCKED SHOTS - GT 4 (Higgs 2, Ingram 1, Mitchell, D. 1); VT 8 (Gardin 3, Gibson 3, Anderson 1, Jackson 1)
STEALS - GT 2 (Higgs 2); VT 6 (Anderson 1, Chriss 1, Mason 1, Recchia 1, Finnerty 1, Jackson 1)
TURNOVERS - GT 16 (Ingram 4, Mitchell, J. 3, Nnamaka 3, Team 3, Higgs 2, Harpring 1); VT 7 (Anderson 2, Copeland 2, Gibson 1, Chriss 1, Marrone 1)
TECHNICAL FOULS - None
OFFICIALS: Lawson Newton, Kim Watt, Beverly Roberts
ATTENDANCE: 3,454

No. 25 Florida State 94, Virginia Tech 83 (30T)

TALLAHASSEE, Fla. (2/19/05) - Dawn Chriss had one of the best games in the history of the Virginia Tech women's basketball program, but the Hokies came up short in a thrilling 94-83 triple overtime loss at No. 25 Florida State. The game was only the second triple overtime contest in Tech's history.

Chriss had a career-high 33 points which was the second most points in a game, falling one point shy of the school-record 34 points tallied by Renee Dennis against Memphis State on Feb. 27, 1987. Her 14 field goals also tied a Tech high, also held by Dennis on two occasions in the aforementioned Memphis State game and against Florida State (1-3-87).

Tech held a 40-31 halftime advantage before the host Seminoles rallied to tie the game at 60 on a free throw by Ganiyat Adeduntan with 42 seconds left in regulation. Each team missed opportunities on their ensuing possessions before Carrie Mason missed a jumper at the buzzer.

In the first overtime, Tech built a 69-64 lead with 1:30 left only to see FSU rally again on a trey by Linnea Liljestrang and two free throws by Adeduntan with 26 ticks remaining in overtime. On the final possession, Mason missed a jumper at the buzzer to force the second OT.

The second overtime was nip-and-tuck throughout with neither team leading by more than a basket. Again, Tech had the last possession but a jumper by Chriss missed and the game went into the third extra period.

In what proved to be the final period, Florida State jumped out to a five-point lead midway through the period which proved to be too much for the Hokies to overcome. Mason hit two free throws with two minutes left to cut the lead to 84-81 but FSU responded with a field goal and connected on six straight free throws to ice the game.

In addition to Chriss, Britney Anderson added a career-high 18 points followed by Mason with 13 while Erin Gibson added 10 points and 16 rebounds.

Florida State placed five players in double figures, led by Roneeka Hodges with 23 points, followed by Adeduntan with 20, Alicia Gladden's 18, Holly Johnson's (16) and Liljestrang with 10.

Virginia Tech 87, No. 22/23 Maryland 79

COLLEGE PARK, Md. (2/24/05) - Hokie forward, and Hillcrest Heights, Md. native, Dawn Chriss lit up the Maryland skyline at the Comcast Center, in her first return home as a member of the Atlantic Coast Conference, leading the Hokies to their second upset over the No. 22/23-ranked Terrapins, 87-79, in College Park, Md.

The Hokies were led by Chriss with 19 points and Kerri Gardin's 11th career double-double, 19 points and 12 rebounds.

Carrie Mason led the Hokies with a career-high nine assists and added 10 points. As a team, the Hokies had a season-high 25 total assists.

Tech won the turnover battle, committing only 19 to the Terrapins' 24 and scoring 27 points off turnovers compared to Maryland's 18.

It was the second time this season the Hokies upset the ranked Maryland team, overpowering the Terrapins 77-67 earlier this season in Blacksburg on Jan. 2 in Cassell Coliseum. The win was also the third time the Hokies defeated a ranked opponent, second on the road.

Tech held ACC freshman of the year candidate Crystal Langhorne to six points, 0-of-2 shooting from the floor, in the first half, but she would come back to score 19 points for the game and net 16 rebounds.

Maryland was led by Doron Shay with 20 points. In the first half, Tech forced 11 turnovers to six by Maryland and head coach Beth Dunkenberg got 15 points from her bench to five by the Terrapins, take a 48-39 lead over the host Terrapins.

Tech shot 60 percent from the floor on a 20-of-33 clip, compared to Maryland's 48 percent off 13-of-27 shooting. The Terrapins, though, were perfect from the charity stripe, hitting all 12 attempts, compared to Tech who hit 7-of-8 shots.

The second half was more of the same as Tech took its biggest lead of the night at 63-50 after a Roshana Jackson basket. Jackson would lead the Hokies off the bench with eight points, on 4-for-4 shooting, and two rebounds.

The Hokies would hold the Terrapins at an 11-point arm's reach for most of the second half until a Shay three-point basket cut the lead to eight points with 4:01 to play. Shay had been averaging 18.8 points per game, but had only 10 points before the long-range jumper.

Two made free throws by Nare Diawra put the Hokies back ahead by 10 with 3:35 left in the game. Shay got Maryland back within single digits with a one-women 7-0 run to slice the lead to 79-75 and 2:40 left to play.

Gardin answered with Tech's first field goal in nearly three minutes to make the score 82-75 and cut the Terrapin momentum for good. The Hokies finished the game shooting mostly free throws, as Maryland fought the clock with fouls. The game would end with Tech on top 87-79 for their fourth road win of the season and fourth win in a row over Maryland.

Virginia Tech 90, Miami 45

BLACKSBURG, Va. (2/27/05) - The Virginia Tech Hokies played with ruthless efficiency on both ends of the court and closed out the regular season with a convincing 90-45 victory over the University of Miami in front of 3,792 fans at Cassell Coliseum.

The Hokies came in needing to make a statement for the NCAA selection committee, and they certainly did that from the opening tip. The Hokies hit six of their first eight shots from the field and built a 15-2 lead by the first media timeout.

Tech wasn't content with that initial blitz, though. The Hokies continued dominating until Fran Recchia drained a 3-pointer with 6:35 remaining in the first half. That shot gave the Hokies a remarkable 33-4 lead. The Hokies hit 13 of their first 24 shots from the field in that opening 14 minutes of play. By contrast, the Hurricanes connected on just two of their first 19 shots.

Miami played Tech even over the final six minutes of the half, but by that point, the damage was done. Tech led 47-20 at halftime and every Hokie but one had scored.

There was no let up in the second half as the Hokies came out and outscored Miami 14-4 to start the second frame and expand their lead to 61-24. After that run pushed Tech's lead to 37 points, the outcome was never in doubt. The Hokies shot 54.1 percent from the floor in the game and hit 20-of-27 free throws. Tech also handed out 23 assists in the game, led by Carrie Mason's seven.

Tech's defense was just as dominant in the second half. Miami shot just 29.5 percent from the field in the game, while the Hokies forced 18 Miami turnovers and pilfered 12 steals.

Gibson went out in style with 12 points and four rebounds in 21 minutes of action. She moved past both Angie Kelly and Sarah Hicks into 12th place on Tech's career scoring list.

Along with Gibson, Kerri Gardin (16 points), Britney Anderson (12 points), Dawn Chriss and Mason (11 points each) reached double figures in the contest. Kirby Copeland narrowly missed a double-double with nine points and 10 rebounds.

Katie Hayek led Miami with 13 points. Miami's Tamara James, who entered the game as the nation's leading scorer, scored just 12 points. She came in to the contest averaging over 23 points an outing, and in the previous meeting this season she torched the Hokies for 35. Gardin and Megan Finnerty combined to hold James to just 5-of-18 from the field.

The win snapped a four-game Tech losing streak to the Hurricanes dating back three seasons. Tech had lost the earlier meeting this season 78-67. In that game, the Hokies committed 26 turnovers, but in this game the Hokies cut that number in half, turning the ball over just 13 times.

No. 25 Florida State 94, Virginia Tech 83 (30T)

Feb. 19, 2005; Tucker Center

VT (83)	MP	FG	FT	R	A	PF	TP
Anderson	46	9-17	0-0	6	0	1	18
Gardin	40	2-10	1-1	11	0	3	5
Gibson	46	4-14	2-5	16	3	4	10
Chriss	49	14-18	5-5	9	0	3	33
Mason	50	4-17	5-6	5	3	1	13
Marrone	4	0-1	0-0	0	0	0	0
Copeland	8	1-7	0-0	2	0	3	2
Recchia	7	0-1	0-0	0	0	1	0
Finnerty	115	1-3	0-0	0	0	3	2
Jackson	10	0-0	0-0	0	0	1	0
Team				4			
Totals	275	35-88	13-17	53	6	20	83

FSU (94)	MP	FG	FT	R	A	PF	TP
Liljestrang	37	3-7	2-2	4	0	3	10
Hodges	50	9-25	4-4	4	0	1	23
Johnson	52	4-15	5-6	8	6	1	16
Gladden	42	8-12	2-4	5	1	4	18
Adeduntan	45	6-10	7-8	14	2	4	20
Neely	35	3-4	0-0	3	5	2	6
Lautsch	4	0-0	0-0	2	0	0	0
Linquist	3	0-0	0-0	1	0	1	0
Anthony	7	0-1	1-2	1	0	1	1
Team				2			
Totals	275	33-74	21-26	44	14	17	94

Virginia Tech	40	20	9	8	6	-	83
Florida State	31	29	9	8	17	-	94

PERCENTAGES:

VT	FG%	39.8	3PT%	00.0	FT%	76.5
FSU	FG%	44.6	3PT%	30.4	FT%	80.8

3-POINTERS - VT 0; FSU 7 (Johnson 3, Liljestrang 2, Hodges 1, Adeduntan 1)

BLOCKED SHOTS - VT 0; FSU 4 (Hodges 2, Gladden 1, Adeduntan 1)

STEALS - VT 9 (Gibson 3, Copeland 3, Anderson 1, Chriss 1, Mason 1); FSU 11 (Johnson 4, Hodges 3, Neely 2, Liljestrang 1, Gladden 1)

TURNOVERS - VT 19 (Gibson 6, Chriss 5, Mason 4, Copeland 2, Anderson 1, Finnerty 1); FSU 14 (Johnson 3, Liljestrang 2, Hodges 2, Gladden 2, Adeduntan 2, Neely, Linqvist 1, Anthony 1)

TECHNICAL FOULS - None

OFFICIALS: Lisa Mattingly, Bonita Spence, Art Porep

ATTENDANCE: 1,823

Virginia Tech 87, No. 22/23 Maryland 79

Feb. 24, 2005; Comcast Center

VT (87)	MP	FG	FT	R	A	PF	TP
Gardin	31	8-10	3-5	12	4	3	19
Gibson	20	3-7	0-1	3	0	2	6
Chriss	33	8-12	3-4	3	4	2	19
Mason	35	3-7	4-5	1	9	2	10
Anderson	14	3-6	0-0	0	2	2	6
Marrone	4	1-2	0-0	0	0	0	3
Copeland	25	2-8	4-5	3	5	4	8
Recchia	7	1-2	2-2	1	0	0	4
Diawara	8	1-1	2-4	3	0	3	4
Finnerty	11	0-0	0-0	0	0	0	0
Jackson	12	4-4	0-0	2	0	4	8
Team				1			
Totals	200	34-59	18-26	29	24	22	87

UM (79)	MP	FG	FT	R	A	PF	TP
Langhorne	24	5-10	9-12	16	1	3	19
Perry	28	5-9	0-2	2	0	2	10
Doron	32	6-11	7-7	5	2	2	20
France	33	4-9	6-6	3	2	1	14
Smith	24	3-4	0-0	1	4	2	6
Newman	23	2-7	0-0	2	0	5	5
Carr	4	0-1	0-0	1	0	1	0
Henson	11	1-2	1-3	2	0	4	3
Ross	5	0-1	0-0	0	1	2	0
Noirez	12	1-2	0-0	0	0	1	2
Gilchrest	4	0-1	0-0	0	0	0	0
Team				2			
Totals	200	27-57	23-30	34	10	23	79

Virginia Tech	48	39	-	87
Maryland	39	40	-	79

PERCENTAGES:

VT	FG%	57.6	3PT%	14.3	FT%	69.2
UM	FG%	47.4	3PT%	20.0	FT%	76.7

3-POINTERS - VT 1 (Marrone 1); UM 2 (Doron 1, Newman 1)

BLOCKED SHOTS - VT 1 (Gibson 1); UM 0

STEALS - VT 12 (Gardin 4, Chriss 4, Copeland 3, Mason 1); UM 6 (Doron 2, France 2, Perry 1, Smith 1)

TURNOVERS - VT 19 (Mason 5, Gardin 4, Copeland 4, Chriss 3, Gibson 1, Marrone 1, Finnerty 1); UM 14 (Langhorne 6, Smith 5, Newman 5, Doron 2, France 2, Perry 1, Carr 1, Henson 1, Gilchrest 1)

TECHNICAL FOULS - None

OFFICIALS: Bonita Spence, Tony Lipka, Bill Franklin

ATTENDANCE: 2,833

Virginia Tech 90, Miami 45

Feb. 27, 2005; Cassell Coliseum

UM (45)	MP	FG	FT	R	A	PF	TP
Dhahabu	18	2-3	0-0	2	0	4	4
James	38	5-18	2-3	6	3	1	12
McCormick	35	4-16	0-0	1	2	2	9
Grimsley	9	0-1	0-0	0	1	0	0
Phanord	22	1-3	0-0	3	0	3	2
Audibert	24	0-2	0-0	6	0	4	0
Marinic	19	1-3	3-3	3	1	3	5
Curtis	6	0-1	0-0	0	2	0	0
Hayek	29	5-14	0-0	2	0	2	13
Team				4			
Totals	200	18-61	5-6	27	9	19	45

VT (90)	MP	FG	FT	R	A	PF	TP
Anderson	17	5-6	2-2	3	3	0	12
Gardin	19	8-11	0-0	7	2	1	16
Gibson	21	5-9	2-4	4	1	3	12
Chriss	26	2-8	7-8	4	3	0	11
Mason	24	4-4	0-0	2	7	0	11
Marrone	16	0-4	0-0	6	2	0	0
Copeland	22	2-7	5-6	10	3	2	9
Recchia	16	1-3	2-2	1	1	0	5
Diawara	11	2-3	0-1	2	0	0	4
Finnerty	17	3-5	1-2	3	1	2	7
Jackson	11	1-1	1-2	3	0	0	3
Team				2			
Totals	200	33-61	20-27	47	23	8	90

Miami	20	25	-	45
Virginia Tech	47	43	-	90

PERCENTAGES:

UM	FG%	29.5	3PT%	21.1	FT%	83.3
VT	FG%	54.1	3PT%	50.0	FT%	74.1

3-POINTERS - UM 4 (Hayek 3, McCormick 1); VT 4 (Mason 3, Recchia 1)

BLOCKED SHOTS - UM 5 (James 1, McCormick 1, Phanord 1, Audibert 1, Marinic 1); VT 4 (Anderson 1, Gardin 1, Gibson 1, Diawara 1)

STEALS - UM 10 (Phanord 3, James 2, Curtis 2, Dhahabu 1, McCormick 1, Hayek 1); VT 12 (Anderson 2, Marrone 2, Copeland 2, Jackson 2, Gibson 1, Chriss 1, Mason 1, Recchia 1)

TURNOVERS - UM 18 (James 5, McCormick 4, Grimsley 2, Marinic 2, Hayek 2, Phanord 1, Audibert 1, Curtis 1); VT 13 (Copeland 5, Chriss 3, Anderson 2, Gardin 1, Mason 1, Diawara 1)

TECHNICAL FOULS - None

OFFICIALS: Joe Cunningham, Beverly Roberts, Mark Hardcastle

ATTENDANCE: 3,792

Wake Forest 61, Virginia Tech 56

GREENSBORO, N.C. (3/4/05) - Virginia Tech's first trip to the ACC Tournament turned out to be a short one as the Hokies fell to the Demon Deacons 61-56 in the opening round.

The Deacons scored the first four points of the game, but the Hokies responded with a 10-0 run over the next 3:30. The Hokies clamped down on Wake, holding the Deacons scoreless for over eight minutes while building their early 10-4 lead. However, the Hokies also went through a dry spell by not scoring for a stretch of over five minutes, missing the opportunity to build an even bigger early lead.

The Hokies led until the 1:58 mark, but Wake Forest fought back to tie the game at 22 on a Cotelia Bond-Young free throw. Tech closed the half with a little 8-3 spurt to take a 30-25 lead at halftime. A three-point play by Erin Gibson capped the scoring and provided Tech with a five-point halftime advantage.

The Hokies got to the free-throw line 14 times in the first half and made 12 of those shots, compared to just 5-of-9 foul shots for Wake. That advantage helped Tech to its lead after both teams shot below 27 percent from the floor in the first frame.

Wake came out with guns blazing in the second half, though, with Bond-Young leading the way. The Deacons were 5-of-7 from the floor to start the second half, including three 3-pointers from Bond-Young. A 3-pointer by Jennifer Johnson at the 14:02 mark gave Wake a 42-39 lead.

The Hokies responded with another 8-3 spurt to reclaim the lead, 47-45. That was the last advantage Tech would have, though. Wake ran off the next eight points unanswered and took a 53-47 lead with about seven minutes left in the game. Tech got the game back to within three points on a Dawn Chriss jumper with 1:09 left, making the score 59-56, and after Liz Strunk missed a shot, the Hokies had a chance to tie. Kirby Copeland ended up attempting the potential game-tying shot with 25 seconds left, but it came up short and Johnson grabbed the rebound for Wake. Tech fouled Porsche Jones and Jones converted both free throws to put the game out of reach. The Hokies attempted two more 3-pointers on their ensuing possession but neither went. Wake secured the rebound and ran out the clock.

Both teams played to their strengths in the game. The Hokies pounded the ball inside and outscored Wake 30-16 in the post. On the other side of the ball, Wake launched 25 3-point attempts, connecting on eight of them.

Chriss led the Hokies with 18 points and nine rebounds. Kerri Gardin scored 15 points and pulled down seven rebounds. Gibson scored eight points and collected 10 rebounds.


Strunk paced the Demon Deacons with 20 points and eight rebounds. She scored 10 straight for Wake from the 7:51 mark to the 2:45 mark in the second half with the game on the line. Bond-Young scored 15 points and Erin Ferrell notched a double-double with 11 points and 11 rebounds.



Erin Gibson



Dawn Chriss



Kerri Gardin

In Tech's inaugural appearance in the ACC Tournament against Wake Forest, Dawn Chriss and Kerri Gardin led the way with 18 and 15 points respectively, while Erin Gibson pulled down a team-high 10 rebounds.

Wake Forest 61, Virginia Tech 56 Mar. 4, 2005; Greensboro Coliseum

WFU (61)	MP	FG	FT	R	A	PF	TP
Evans	8	1-1	0-0	0	0	4	2
Ferrell	38	4-13	2-6	11	3	3	11
Jones	40	0-7	4-4	3	8	1	4
Strunk	39	5-15	9-10	8	1	3	20
Bond-Young	40	5-15	1-2	6	2	2	15
Brown	2	0-1	0-0	2	0	1	0
Johnson	24	1-3	1-2	9	2	3	4
Bell	9	2-5	0-0	2	0	1	5
Team				4			
Totals	200	18-60	17-24	45	16	18	61

VT (56)	MP	FG	FT	R	A	PF	TP
Gardin	30	4-11	7-7	7	1	4	15
Gibson	29	3-7	2-3	10	1	3	8
Chriss	30	9-19	0-1	9	1	3	18
Mason	35	0-6	2-2	4	0	2	2
Anderson	19	1-6	1-1	8	1	0	3
Marrone	11	0-3	0-0	0	0	0	0
Copeland	16	1-1	3-4	6	1	3	5
Recchia	5	0-0	0-0	0	0	0	0
Diawara	2	0-0	0-0	1	0	1	0
Finnerty	13	2-4	0-0	5	1	1	4
Jackson	10	0-1	1-2	0	0	2	1
Team				1			
Totals	200	20-67	16-20	51	6	19	56

Wake Forest		25		36	—	61
Virginia Tech		30		26	—	56

PERCENTAGES:						
WFU	FG%	30.0	3PT%	32.0	FT%	70.8
VT	FG%	29.9	3PT%	0.0	FT%	80.0

3-POINTERS - WFU 8 (Bond-Young 4, Ferrell 1, Strunk 1, Johnson 1, Bell 1); VT 0
BLOCKED SHOTS - WFU 1 (Ferrell 1); VT 1 (Gibson 1)
STEALS - WFU 4 (Ferrell 1, Jones 1, Bond-Young 1, Johnson 1); VT 6 (Chriss 2, Copeland 2, Gardin 1, Finnerty 1)
TURNOVERS - WFU 11 (Ferrell 3, Strunk 3, Jones 2, Bell 2, Evans 1); VT 8 (Gardin 2, Mason 2, Copeland 2, Gibson 1, Finnerty 1)
TECHNICAL FOULS - None
OFFICIALS: Joe Cunningham, Eric Brewton, Dan Outlaw
ATTENDANCE:



Coach Beth Dunkenberger, Erin Gibson and Dawn Chriss

No. 16/17 DePaul 79, Virginia Tech 78

COLLEGE PARK, Md. (3/20/05) - The Virginia Tech Hokies nearly pulled off the greatest comeback in school history against the DePaul Blue Demons in front of 3,745 fans in College Park, Md., but fell just a little short. DePaul's Jenni Dant hit a running jumper over two Hokies with 4.6 seconds left to give the Blue Demons a 79-78 victory and eliminate Tech from the NCAA Tournament.

DePaul began the game with an 18-4 run and added on an 8-2 run later in the first half to take a 37-17 lead and claim what looked to be an insurmountable 20-point advantage. The Hokies managed to clamp down defensively in the final six minutes of the first half, holding DePaul to a 42-25 lead into halftime.

The Hokies came out energized in the second half, though, and cut the DePaul lead to 49-38. Tech's Dawn Chriss scored seven of Tech's first 11 points and nabbed two steals in the early goings of the second half.

DePaul was finally able to end the 11-2 Tech run with a Jenni Dant free throw and another Quigley trey, building the lead back to 57-49. However, the Hokies scored the next eight points unanswered, finally pulling even with the Blue Demons after being down by 20 in the first half.

The Hokies eventually built the lead to five points, 71-66, with under four minutes to play. Smith picked up her fifth foul for DePaul, meaning DePaul's best player was on the bench for the final 3:13 of the game. Baskets by Dant and Erin Carney put the Blue Demons back on top 73-72. Another Copeland free throw tied the score, but Quigley drained her seventh 3-pointer of the game to make the score 76-73.

Baskets by Gardin and Chriss on back-to-back possessions flipped the scale in Tech's favor, 77-76, with under a minute to play, but Carney converted the first of two free throws with 42 seconds remaining to knot the score at 77. The second free throw rimmed out and was batted around for several seconds before Chriss secured it. She kicked it ahead to Mason who found Copeland streaking down the right side. Copeland was fouled as her layup went in, but the referee ruled that the foul was on the floor. Copeland again made one of two free throws to put Tech up 78-77 with 32 seconds to play.


That free throw set the stage for Dant's heroics. She held the ball until there were 10 seconds on the clock and then drove on Chriss. She started right, then crossed back left and pulled up for the shot. Gardin stepped out to help and altered Dant's shot, but the shot bounced twice on the rim and fell through.

Tech inbounded the ball to Mason who pushed it ahead with five seconds remaining. Again a Hokie was treaking open along the right side, this time Gardin. Mason fired the pass to her but it was just out of her reach, glancing off her fingertips and falling out of bounds with 1.5 seconds left. DePaul inbounded the ball and ran out the clock to hold on to the victory and end Tech's season.

Chriss led the Hokies with 20 points in the loss. Copeland added 15 points while Gibson and Gardin chipped in with 13 and 12, respectively. Mason finished with nine points, leaving her with 999 points in her career. Quigley and Dant did most of the damage for DePaul with 22 points apiece, but Smith did register a double-double with 15 points and 13 rebounds.



Coach Beth Dunkenberger, Dawn Chriss, Kerri Gardin and Erin Gibson



Kirby Copeland

Dawn Chriss

The Hokies, making their third consecutive trip to the NCAA Tournament, travelled to College Park, Md., to face DePaul. Tech overcame a 20-point deficit and briefly took the lead before a last-second shot gave the Blue Demons a 79-78 win.

No. 16/17 DePaul 79, Virginia Tech 78 Mar. 20, 2005; Comcast Center

VT (78)	MP	FG	FT	R	A	PF	TP
Gardin	25	5-10	2-2	8	2	3	12
Gibson	32	6-11	1-1	4	2	1	13
Copeland	34	4-11	7-10	6	3	3	15
Chriss	30	8-14	4-6	5	2	2	20
Mason	37	3-9	3-3	2	3	3	9
Marrone	15	2-7	3-3	1	2	1	8
Diawara	2	0-1	0-0	0	1	0	0
Anderson	4	0-1	0-0	0	0	0	0
Finnerty	9	0-2	1-2	0	0	4	1
Jackson	12	0-1	0-0	5	1	2	0
Team				2			
Totals	200	28-67	21-27	33	16	19	78

DU (79)	MP	FG	FT	R	A	PF	TP
Carney	31	2-4	4-6	11	1	2	8
Smith, K.	29	5-14	5-5	13	3	5	15
Rubino	34	4-6	0-0	4	2	5	8
Quigley	39	8-15	1-3	3	1	2	22
Dant	39	9-17	4-6	3	5	1	22
Smith, C.	20	2-2	0-0	2	2	2	4
Towers	4	0-0	0-0	0	0	1	0
Benton	4	0-0	0-0	0	0	0	0
Team				4			
Totals	200	30-58	14-20	40	14	18	79

Virginia Tech	25	53	—	78
DePaul	42	37	—	79

PERCENTAGES:

VT	FG%	41.8	3PT%	16.7	FT%	77.8
DU	FG%	51.7	3PT%	29.4	FT%	70.0

3-POINTERS - VT 1 (Marrone 1); DU 5 (Quigley 5)

BLOCKED SHOTS - VT 3 (Gibson 2, Gardin 1); DU 3 (Smith, K. 2, Rubino 1)


STEALS - VT 10 (Mason 4, Gibson 2, Chriss 2, Gardin 1, Copeland 1); DU 4 (Rubino 2, Quigley 1, Dant 1)

TURNOVERS - VT 15 (Mason 4, Gardin 3, Jackson 3, Chriss 2, Copeland 1, Marrone 1, Finnerty 1); DU 24 (Smith, K. 8, Rubino 5, Quigley 4, Carney 3, Dant 2, Towers 1, Team 1)


TECHNICAL FOULS - None

OFFICIALS: Joseph Cunningham, Felicia Grinter, Kimberly Waller

ATTENDANCE: 3,745



Kerri Gardin



2005-2006 OPPONENTS

Virginia Tech will face 12 teams that advanced to the postseason last year, including five top 25 teams



James Madison



Kenny Brooks
Head Coach

November 20, 2005
Cassell Coliseum
Blacksburg, Va.



Meredith Alexis



Dukes' Quick Facts

Location: Harrisonburg, Va.
Founded: 1908
Enrollment: 16,200
Conference: Colonial Athletic Association
Nickname: Dukes
Colors: Purple and Gold
Arena: JMU Convocation Center (7,156)
President: Dr. Linwood H. Rose
Athletics Director: Jeff Bourne
2004-05 Record: 18-11
2004-05 Conf. Record/Finish: 10-8/4th
2004-05 Postseason: None
Record vs. Virginia Tech: 12-20

SID: Gary Michael
WBB Contact: Milla Sue Wisecarver
SID Office Phone: (540) 568-6154
E-Mail: wisecams@jmu.edu
Address: Godwin Hall, Room 220
Harrisonburg, VA 22807
Fax: (540) 568-3703
Press Row: (540) 568-6710
Web Site: www.jmusports.com
Head Coach: Kenny Brooks (James Madison '92)
Record at JMU (years): 47-39 (3)
Career Record: Same
Assistants: Krista Kilburn-Steveskey (N.C. State '90), Nikki Davis (Michigan State '01), Jackie Smith (Furman '00)

2005-06 Roster

No.	Name	Pos.	Ht.	Yr.	Hometown/Previous School
1	Kisha Stokes	G	6-0	Fr.	New York, N.Y./Murry Bergtraum
3	Shameena Felix	G	5-4	Jr.	Brooklyn, N.Y./Murry Bergtraum
4	Andrea Benvenuto	G	5-7	Jr.	Ancaster, Ontario/St. Mary's
11	Tamera Young	G/F	6-1	So.	Wilmington, N.C./Laney
12	Nina Ugdah	F	6-1	So.	Lanham, Md./Riverdale Baptist
13	Nana Fobi	C	6-3	Fr.	Lorton, Va./Hayfield
21	Jasmin Lawrence	G	5-8	So.	Queens, N.Y./Frances Lewis
24	Lesley Dickinson	G	5-10	Jr.	Queens Village, N.Y./Christ the King
33	Angelique Robinson	C/F	6-1	Fr.	Oak Park, Mich./Berkeley
34	Shirley McCall	G/F	5-9	Jr.	Collinsville, Va./Bassett
40	Meredith Alexis	F/C	6-3	Jr.	Hanover Township, Pa./Bishop Hoban

2004-05 Results

Date	Opponent	W/L	Result
18-11, 10-8 CAA			
Nov. 23	Virginia Tech	L	67-80
26	vs. Morehead State ¹	W	74-48
27	vs. Youngstown State ¹	W	79-62
30	Coppin State	W	66-54
Dec. 3	William & Mary	W	61-42
16	at Charleston Southern	W	75-66
21	Norfolk State	W	69-48
28	vs. American ²	W	63-61
29	vs. Virginia ²	L	52-98
Jan. 4	Cornell	W	80-55
6	Old Dominion	L	58-70
9	at VCU	L	78-86
14	at George Mason	L	48-50
16	Drexel	W	50-48
20	at Hofstra	L	54-55
23	UNC Wilmington	W	72-50
27	Towson	W	69-68
30	at Delaware	L	55-66
Feb. 3	at Drexel	L	52-63
6	George Mason	W	56-52
11	Hofstra	W	73-71
13	William & Mary	W	66-61
17	at UNC Wilmington	W	58-47
20	VCU	W	74-60
24	at Towson	W	73-61
27	at Old Dominion	L	61-92
Mar. 3	Delaware	L	52-59
10	vs. Towson ³	W	71-66
11	vs. Delaware	L	57-62
9-12	CAA Tournament		

1 - Florida Atlantic Tournament in Boca Raton, Fla.
2 - Cavalier Classic in Charlottesville, Va.
3 - CAA Tournament in Fairfax, Va.

2005-06 Schedule

Date	Opponent	Time
Nov. 18	Richmond	7 p.m.
20	at Virginia Tech	2 p.m.
25	vs. Cal Poly ¹	4:30 p.m.
26	vs. Lafayette/Long Island ¹	TBA
Dec. 4	Virginia Commonwealth	2 p.m.
7	Longwood	7 p.m.
10	at Coppin State	7 p.m.
18	at East Carolina	2 p.m.
20	Charleston Southern	7 p.m.
29	Hampton	7 p.m.
Jan. 6	at George Mason	7 p.m.
8	at Delaware	2 p.m.
13	Northeastern	7 p.m.
15	at Hofstra	7 p.m.
20	Towson	7 p.m.
22	at Old Dominion	2 p.m.
27	UNC-Wilmington	7 p.m.
29	William and Mary	2 p.m.
Feb. 3	at Virginia Commonwealth	7 p.m.
5	Delaware	2 p.m.
10	at Drexel	7 p.m.
12	at Towson	2 p.m.
17	George Mason	7 p.m.
19	at William and Mary	2 p.m.
24	at Northeastern	TBA
26	Georgia State	2 p.m.
Mar. 2	Old Dominion	7 p.m.
8-11	CAA Tournament ²	TBA

1 - Long Island Thanksgiving Tournament
2 - CAA Tournament in Fairfax, Va.

Old Dominion



Wendy Larry
Head Coach

November 22, 2005
Cassell Coliseum
Blacksburg, Va.



Lawona Davis



Lady Monarchs' Quick Facts

Location: Norfolk, Va.
Founded: 1930
Enrollment: 20,800
Conference: Colonial Athletic Association
Nickname: Lady Monarchs
Colors: Slate Blue, Sky Blue and Silver
Arena: Ted Constant Center (8,600)
President: Dr. Roseann Runte
Athletics Director: Dr. Jim Jarrett
2004-05 Record: 22-9
2004-05 Conf. Record/Finish: 15-3/2nd
2004-05 Postseason: NCAA First round
Record vs. Virginia Tech: 19-5

SID: Carol Hudson
WBB Contact: Kim Zivkovich
SID Office Phone: (757) 683-5520
E-Mail: kzivkovi@odu.edu
Address: Athletic Admin. Bldg. Rm. 124
Norfolk, VA 23529
Fax: (757) 683-3119
Press Row: (757) 683-5596
Web Site: www.odusports.com
Head Coach: Wendy Larry (Old Dominion '77)
Record at ODU (years): 426-142 (18)
Career Record: 475-173
Assistants: Susan Montgomery (Valdosta State '83), Nikita Lowry (Ohio State '89), Julie McGee Schweiter (Bucknell '93)

2005-06 Roster

No.	Name	Pos.	Ht.	Yr.	Hometown/Previous School
00	Corrina Turner	C	6-6	Gr.	Miami, Fla./Monsignor Edward Pace
1	Tamara Ransburg	C/F	6-4	Jr.	Kansas City, Mo./Coastal Christian (Va.)/Kansas
2	Paula Muxiri	F	6-1	Jr.	Luanda, Angola/University Lusitana
3	Lawona Davis	F/G	5-11	Sr.	Port St. Lucie, Fla./Centennial
4	Jazzmin Walters	G	5-2	Fr.	Norfolk, Va./Lake Taylor
11	Shahida Williams	F	5-11	So.	Newark, N.J./Malcolm X Shabazz
12	Jen Nuzzo	G	5-8	So.	Newport News, Va./Woodside
14	Tish Lyons	F	5-10	Jr.	Newport News, Va./Woodside
15	Shantel Wilson	G	5-9	Jr.	Washington D.C./H.D. Woodson
23	TJ Jordan	G	5-8	So.	Portsmouth, Va./Wilson
34	Sherida Triggs	F	6-1	Jr.	Atlanta, Ga./Meadowcreek
44	Megan Pym	C/F	6-4	So.	Newfield, N.Y./Newfield
45	Tiffany Green	F	6-2	So.	Chesapeake, Va./Indian River
55	Angela Brown	C	6-5	Jr.	Albany, Ky./Clinton County

2004-05 Results

Date	Opponent	W/L	Result
22-9, 15-3 CAA			
Nov. 23	at Georgia Tech	L	64-71
27	Virginia Tech	W	87-56
30	East Tennessee State	W	86-52
Dec. 5	Rutgers	W	69-61
10	at Virginia	L	64-72
19	at Penn State	L	68-76
22	Harvard	W	83-55
30	at UNC	L	55-79
Jan. 2	ennessee	L	58-68
6	at James Madison	W	70-58
9	Delaware	L	70-73
14	VCU	W	78-59
16	Hofstra	W	79-57
20	William & Mary	W	77-59
23	at Towson	W	80-66
27	George Mason	W	68-56
30	at UNC Wilmington	W	59-55
Feb. 3	at VCU	W	62-51
6	Towson	W	78-56
11	at Delaware	L	58-62
13	at George Mason	W	66-49
17	Drexel	W	60-49
20	at William & Mary	W	68-50
24	UNC Wilmington	W	76-52
27	James Madison	W	92-61
Mar. 3	at Hofstra	W	78-65
6	at Drexel	L	68-71
10	vs. Hofstra ¹	W	87-68
11	Drexel ¹	W	64-63
12	Delaware ¹	W	78-74
19	Virginia ²	L	57-79

1 - CAA Tournament in Fairfax, Va.
2 - NCAA First Round in Minneapolis, Minn.

2005-06 Schedule

Date	Opponent	Time
Oct. 30	Blue/ White Exhibition	TBA
Nov. 3	Basketball Travelers	7 p.m.
13	Team Concept	7 p.m.
20	Duke	2 p.m.
22	at Virginia Tech	7 p.m.
29	Penn State	7 p.m.
Dec. 4	Vanderbilt	2 p.m.
9	at Rutgers	7:30 p.m.
18	at Charlotte	2 p.m.
21	at Florida international	2 p.m.
29	North Carolina	7 p.m.
Jan. 2	at Tennessee	7 p.m.
6	at VCU	7 p.m.
8	at William & Mary	2 p.m.
13	Hofstra	7 p.m.
15	at Drexel	1 p.m.
20	George Mason	7 p.m.
22	James Madison	2 p.m.
27	at Hofstra	7 p.m.
29	at Towson	2 p.m.
Feb. 3	Drexel	7 p.m.
5	Northeastern	2 p.m.
10	at George Mason	7 p.m.
12	Georgia State	7 p.m.
17	Georgia State	2 p.m.
17	UNC-Wilmington	7 p.m.
19	at Delaware	1 p.m.
24	VCU	7 p.m.
26	William & Mary	2 p.m.
Mar. 2	at James Madison	7 p.m.
4	at Georgia State	6 p.m.
8-11	CAA Tournament ¹	TBA

1 - at CAA Tournament in Fairfax, Va.

Denver



Pam Tanner
Head Coach

November 25, 2005
Moody Coliseum
SMU HOOPS FOR THE CURE
Dallas, Texas



Venice Adams



Pioneers' Quick Facts

Location: Denver, Colo.
Founded: 1864
Enrollment: 9,808
Conference: Sun Belt
Nickname: Pioneers
Colors: Crimson and Gold
Arena: Magness Arena (7,200)
Chancellor: Robert D. Coombe
Athletics Director: Peg Bradley-Doppes
2004-05 Record: 6-22
2004-05 Conf. Record/Finish: 4-11/T-5th (West)
2004-05 Postseason: N/A
Record vs. Virginia Tech: 0-1

SID: Erich Bacher
WBB Contact: Brenna Webb
SID Office Phone: (303) 871-4990
E-Mail: bwebb4@du.edu
Address: 2201 E. Asbury Ave.
Denver, CO 80208
Fax: (303) 871-3890
Press Row: (303) 871-3922
Web Site: www.denverpioneers.com
Head Coach: Pam Tanner (Illinois State,'89)
Record at Denver (years): 142-138 (10 years)
Career Record: same
Assistants: Tracy Tripp (Colorado '90), Tanya Hawe (Tennessee '85), Marisa Moseley (Boston '04)

2005-06 Roster

No.	Name	Pos.	Ht.	Yr.	Hometown/Previous School
2	Christina Hurtado	G	5-7	Fr.	Tucson, Ariz./Salpointe
3	Samantha Winter	5-9	G	So.	Brisbane, Queensland/St. Rita's
11	Brooke Meyer	5-4	G	So.	Denver, Colo./Cherry Creek
12	Jenna Cole	G	5-11	Fr.	Lincoln, Neb./Lincoln East
20	Ali Butler	F	6-1	Jr.	Longmont, Colo./Air Force Academy
21	Traci Springton	G	5-8	Fr.	Parker, Colo./Highlands Ranch
22	Andrea Mason	G	5-7	Fr.	Gilbert, Ariz./Mesquite
24	Tyesha Lowery	G	5-6	Jr.	Arlington, Texas/Sam Houston
25	Venice Adams	F	6-0	Sr.	Luling, La./Uruline Academy
33	Nnenna Akotaobi	F	5-10	Fr.	Thornton, Colo./Thornton
42	Anne Jaspersen	C	6-3	Jr.	Corvallis, Ore./Crescent Valley
50	Lauren Reini	C	6-3	Fr.	Portland, Ore./Lehigh
52	Sara Benham	F	6-0	So.	Muleshoe, Texas/Muleshoe
54	Sara Bents	F	6-1	Fr.	Billings, Mont./Billings Central

2004-05 Results

Date	Opponent	W/L	Result
Nov. 21	San Francisco	L	69-62
26	at Wyoming	L	54-55
30	at Kansas	L	44-67
Dec. 2	Fresno	L	58-72
6	Washington	L	61-64
11	at Northern Arizona	L	58-67
15	Northern Colorado	W	63-53
18	Tennessee-Martin	W	64-41
19	Southern Methodist	L	42-60
29	at Eastern Washington	L	54-70
31	at Gonzaga	L	39-63
Jan. 4	at Colorado State	L	47-67
8	at Louisiana-Lafayette	L	54-69
13	at North Texas	L	58-69
17	Florida International	L	59-74
20	at UALR	L	40-44
22	at Arkansas State	L	45-72
27	New Orleans	L	46-56
29	South Alabama	W	46-44
Feb. 3	Louisiana-Lafayette	W	60-56
5	at New Mexico State	L	42-55
10	at Middle Tennessee	L	45-71
12	Western Kentucky	L	58-71
17	New Mexico State	W	57-47
20	North Texas	W	74-56
24	at New Orleans	L	54-65
26	at South Alabama	L	40-44
Mar. 4	vs. UALR	L	48-50

2005-06 Schedule

Date	Opponent	Time
Nov. 23	at Lamar	6 p.m.
25	vs. Virginia Tech ¹	5 p.m.
26	vs. SMU/ULM ¹	TBA
Dec. 2	Portland	7 p.m.
4	Wyoming	2 p.m.
7	Colorado State	7 p.m.
10	Boise State	2 p.m.
13	at Air Force	7 p.m.
16	at San Francisco	7 p.m.
21	Gonzaga	7 p.m.
30	at Northern Colorado	7 p.m.
Jan. 5	at Louisiana Lafayette	7 p.m.
7	at New Orleans	1 p.m.
12	at North Texas	7 p.m.
14	Florida International	TBA
19	at Arkansas State	5 p.m.
21	at Arkansas Little Rock	TBA
26	South Alabama	6 p.m.
28	Troy State	3 p.m.
Feb. 2	New Orleans	7 p.m.
4	Louisiana-Lafayette	7 p.m.
9	Western Kentucky	5 p.m.
11	at Middle Tennessee	5 p.m.
14	Northern Colorado	7 p.m.
18	North Texas	3 p.m.
23	at South Alabama	5 p.m.
25	at Troy State	5 p.m.
Mar. 4-7	at Sun Belt Conference ²	TBA

1 - SMU Tournament in Dallas, Texas
2 - Sun Belt Conference Tournament in Nashville, Tenn.

SMU



Rhonda Rompola
Head Coach

November 26, 2005
Moody Coliseum
SMU HOOPS FOR THE CURE
Dallas, Texas



Janielle Dodds



Mustangs' Quick Facts

Location: Dallas, Texas
Founded: 1911
Enrollment: 10,901
Conference: USA
Nickname: Mustangs
Colors: Red and Blue
Arena: Moody Coliseum (8,988)
President: R. Gerald Turner
Athletics Director: Jim Copeland
2004-05 Record: 19-11
2004-05 Conf. Record/Finish: 10-8/6th
2004-05 Postseason: WNIT First round
Record vs. Virginia Tech: First meeting

SID: Brad Sutton
WBB Contact: Claire Schmitt
SID Office Phone: (214) 768-1054
E-Mail: claires@smu.edu
Address: PO Box 750216
Dallas, TX 75275
Fax: (214) 768-2044
Press Row: (214) 768-7742
Web Site: www.smumustangs.com
Head Coach: Rhonda Rompola (SMU, '83)
Record at SMU (years): 254-162 (14 years)
Career Record: same
Assistants: Lisa Dark (SMU '91), Deneen Parker (Stephen F. Austin '93), Karen Blaire (SMU '99)

2005-06 Roster

No.	Name	Pos.	Ht.	Yr.	Hometown/Previous School
3	Kendall Shead	G	5-11	Sr.	DeSoto, Texas/DeSoto
4	Katie Gross	F	6-0	Jr.	Austin, Texas/Westlake
5	Sharee Sheherd	G	5-10	So.	Houston, Texas/Dobie
10	Brittany Gilliam	F	5-11	Fr.	Tyler, Texas/Tyler
11	Chelsea Tiner	G	5-7	Fr.	Rockwall, Texas/Dallas Christian School
12	Katy Cobb	G	5-6	So.	Rio Vista, Texas/Rio Vista
13	Leah Starr	F	6-0	Fr.	Georgetown, Texas/Georgetown
14	Kenzie Cole	G	5-8	So.	Brock, Texas/Oklahoma State
21	Juli Colli	G	5-10	Sr.	Flower Mound, Texas/Vanderbilt
22	Jennifer Colli	G	5-10	Fr.	Flower Mound, Texas/Marcus
23	Elbie Gates	G	5-11	Fr.	Garland, Texas/North Garland
25	Janielle Dodds	F	6-3	So.	Fairfax, Va./West Springfield
32	Joslyn Greenard	G	5-9	So.	Arlington, Texas/Mansfield-Summit
51	Sarah Davis	F	6-2	Sr.	Houston, Texas/Cypress Falls
52	Brittany Barker	F	6-2	So.	Greenville, Texas/Greenville

2004-05 Results

Date	Opponent	W/L	Result
Nov. 19	Sam Houston State	W	55-45
21	Maine	W	58-44
26	Mercer	W	99-77
27	Ole Miss	W	72-69
Dec. 2	at TCU	L	65-85
5	North Texas	W	60-46
11	UTA	W	65-40
18	Texas San-Antonio	W	66-46
19	at Denver	W	60-42
22	San Diego State	W	80-36
30	Rice	W	77-68
Jan. 1	Tulsa	W	75-60
6	at Fresno State	W	68-59
8	at Nevada	L	62-63
13	Hawaii	L	63-70
15	San Jose State	W	58-37
22	Louisiana Tech	L	62-69
27	at UTEP	W	71-64
29	at Boise State	W	63-57
Feb. 3	Nevada	W	64-55
5	Fresno State	L	62-70
10	at San Jose State	L	62-63
12	at Hawaii	W	52-50
19	at Louisiana Tech	L	63-77
24	Boise State	W	59-53
26	UTEP	W	67-51
Mar. 3	at Tulsa	L	67-90
5	at Rice	L	50-53
9	vs. Fresno State	L	53-71
17	at SW Missouri State	L	56-83

2005-06 Schedule

Date	Opponent	Time
Nov. 11	Louisiana Lafayette	7 p.m.
13	vs. Oklahmoa/UW-Milwaukee ¹	TBA
18	Arkansas	7 p.m.
255	LA-Monroe ²	7 p.m.
26	Denver/Virginia Tech	TBA
30	UTA	7 p.m.
Dec. 3	at North Texas	5 p.m.
13	at George Washington	7 p.m.
16	at Liberty	7 p.m.
20	TCU	7 p.m.
22	UC-Irvine	7 p.m.
30	Sam Houston State	6 p.m.
Jan. 2	at Tulsa	5 p.m.
6	at Tulane	7 p.m.
8	at UTEP	1:05 p.m.
13	Memphis	7 p.m.
15	UAB	2 p.m.
20	Houston	7 p.m.
22	Rice	4 p.m.
27	at East Carolina	7 p.m.
29	at Marshall	1 p.m.
Feb. 6	Southern Miss.	7 p.m.
10	at UCF	7 p.m.
12	Tulsa	2 p.m.
17	at Rice	7 p.m.
19	at Houston	2 p.m.
24	UTEP	7 p.m.
26	Tulane	2 p.m.

1 - WNIT TBA
2 - SMU Hoops For The Cure Classic in Dallas, Texas

Louisiana-Monroe



Mona Martin
Head Coach

November 26, 2005
SMU HOOPS FOR THE CURE
Moody Coliseum
Dallas, Texas



Michelle Biley



Lady Indians' Quick Facts

Location: Monroe, La.
Founded: 1931
Enrollment: 8,563
Conference: Southland
Nickname: Lady Indians
Colors: Maroon and Gold
Arena: Fant-Ewing Coliseum (8,000)
President: Dr. James E. Cofer, Sr.
Athletics Director: Bobby Staub
2004-05 Record: 22-8
2004-05 Conf. Record/Finish: 13-3/T-First
2004-05 Postseason: N/A
Record vs. Virginia Tech: first meeting

SID: Judy Willson
WBB Contact: Judy Willson
SID Office Phone: (318) 342-5463
E-Mail: willson@ulm.edu
Address: ULM Sports Information
308 Stadium Drive
Monroe, LA 71209-2500
Fax: (318) 342-5464
Press Row: (318) 342-6920
Web Site: www.ulmathletics.com
Head Coach: Mona Martin (Northwestern State '79)
Record at Louisiana-Monroe (years): 143-139 (10)
Career Record: same
Assistants: Eun Jung OK (ULM '89) Robert Dallimore (LSU '87)

2005-06 Roster

No.	Name	Pos.	Ht.	Yr.	Hometown/Previous School
10	April O'Neal	G	5-5	Jr.	Mansfield, Texas/Duncanville
11	Lottie Moore	F		Fr.	West Monroe, La./West Monroe
12	Tara Balogh	G	5-6	Sr.	Frisco, Texas/Frisco
15	Courtney Carter	F		Fr.	DeRidder, La./Leesville
20	Michelle Biley	F	5-10	Sr.	West Monroe, La./West Monroe
21	Renata Dorsey	G	5-7	Sr.	Lake Providence, La./Lake Providence
23	Aishie Banks	C	6-1	Sr.	Monroe, La./Angelina JC
24	Melanie Williams	G	5-8	Jr.	Monroe, La./Ouachita Parish
25	LaJeanna Howard	G	5-10	So.	Lancaster, Texas/Duncanville
30	Kyia Hamilton	G		Fr.	Camden, Ark./Harmony Grove
32	Alicia Pantallion	C/F	5-10	Jr.	Derry, La./Natchitoches
35	Ebony Williams	C/F	6-0	Jr.	White Castle, La./Angelina JC
50	Nedra Winston	C	6-0	Sr.	Lake Providence, La./Lake Providence
55	Cristen Aldredge	G	5-9	So.	Lufkin, Texas/Central

2004-05 Results

Date	Opponent	W/L	Result
Nov. 22	at New Orleans	W	60-46
26	vs. South Alabama	W	69-56
27	at Memphis	L	67-71
Dec. 1	at Tulane	L	57-66
7	Southern Mississippi	W	63-46
11	at North Texas	L	49-58
15	Belhaven	W	93-57
19	vs. Grambling	W	81-73
20	at Mississippi State	L	50-81
30	at Centenary	W	74-40
Jan. 3	Northwestern State	W	56-41
6	Texas San Antonio	W	75-72
8	at McNeese State	L	59-73
13	Stephen F. Austin	W	79-72
15	Texas State	L	78-83
22	at Texas-Arlington	L	44-58
27	at Sam Houston State	W	79-49
29	at Lamar	W	61-59
Feb. 5	Nicholls State	W	59-34
10	Southeastern Louisiana	W	77-39
12	at Northwestern State	W	70-64
16	at Texas State	W	86-49
19	Texas Arlington	W	59-47
24	Sam Houston State	W	69-60
26	at SE Louisiana	W	78-66
Mar. 2	Lamar	W	64-47
4	at Stephen F. Austin	W	66-64
7	Nicholls State	W	72-68
9	McNeese State	W	50-41
12	Texas-Arlington	L	54-60

2005-06 Schedule

Date	Opponent	Time
Nov. 18	Memphis	5:30 p.m.
22	UAB	7 p.m.
25	SMU1	TBA
26	vs. Denver/Virginia Tech ²	TBA
30	North Texas	7 p.m.
Dec. 3	Centenary	7 p.m.
9	New Mexico ²	8 p.m.
10	North Dakota State/Creighton ²	TBA
18	at Arkansas-Little Rock	2 p.m.
28	at Southern Mississippi	7 p.m.
Jan. 2	Arkansas-Little Rock	7 p.m.
7	at Northwestern State	2 p.m.
9	at Texas-Arlington	7 p.m.
12	at Nicholls State	7 p.m.
14	Texas-San Antonio	7 p.m.
19	Lamar	7 p.m.
21	McNeese State	7 p.m.
26	at Texas State	TBA
28	at Texas-San Antonio	TBA
Feb. 4	Sam Houston State	7 p.m.
9	at Stephen F. Austin	TBA
11	Northwestern State	7 p.m.
16	SE Louisiana	7 p.m.
18	Nicholls State	7 p.m.
23	at McNeese State	7 p.m.
25	at Lamar	7 p.m.
Mar. 1	Stephen F. Austin	7 p.m.
6	Southland Conference Tourn.	TBA

1 - at SMU Tournament in Dallas, Texas
2 - New Mexico Tournament in Albuquerque, New Mexico

Evansville



Tricia Cullop
Head Coach

November 29, 2005
Cassell Coliseum
Blacksburg, Va.



Megan Liffick



Purple Aces' Quick Facts

Location: Evansville, In.
Founded: 1854
Enrollment: 2,400
Conference: Missouri Valley
Nickname: Purple Aces
Colors: Purple, Orange and White
Arena: Roberts Stadium (11,600)
President: Dr. Stehen Jennings
Athletics Director: Bill McGillis
2004-05 Record: 17-11
2004-05 Conf. Record/Finish: 10-8/5th
2004-05 Postseason: N/A
Record vs. Virginia Tech: first meeting

SID: Bob Boxell
WBB Contact: Tom Benson
SID Office Phone: (812) 488-1152
E-Mail: tb39@evansville.edu
Address: 1800 Lincoln Avenue
Evansville, IN 47722
Fax: (812) 488-2090
Press Row: (812) 488-1405
Web Site: www.gopurpleaces.com
Head Coach: Tricia Cullop (Purdue '93)
Record at Evansville (years): 67-73 (Six)
Career Record: same
Assistants: Greg Duke (Moorhead State '99), Deak Weaver (Ball State '78) and Jenna Hayes (Evansville '03)

2005-06 Roster

No.	Name	Pos.	Ht.	Yr.	Hometown/Previous School
00	Laura Gaybrick	C/F	6-2	Jr.	Indianapolis, Ind./Perry Meridian
1	Ashley Austin	G	5-9	Fr.	Lawrenceville, Ga./Collins Hill
4	Ashli Senff	G	5-9	Jr.	Bourbon, Ind./Triton
5	Kate Batey	G	5-8	Fr.	Hendersonville, Tenn./Gallatin
20	Courtney Felge	G	5-8	So.	Rochester, Ind./Rochester
23	Megan Liffick	G	5-10	Sr.	Whiteland, Ind./Whiteland
24	Sarah Hyslop	G/F	6-0	Fr.	Cape Girardeau, Mo./State Fair C.C.
32	Shannon Novosel	C	6-1	Sr.	Lexington, Ky./Lexington Catholic
33	Rebekah Parker	G/F	5-10	So.	Silver Lake, Ind./Tippecanoe Valley
34	Amanda DeVries	C	6-6	So.	Demotte, Ind./Kankakee Valley
35	Katie Fisher	F	6-0	Fr.	Elida, Ohio/Lima Central Catholic
42	Robyn Jennings	F	5-11	Fr.	Radcliff, Ky./Elizabethtown
50	Kanika Rogers	C	6-2	Sr.	Renton, Wash./Vincennes University
54	Olivia Grant	F	5-11	Sr.	Roanoke, Va./William Fleming

2004-05 Results

Date	Opponent	W/L	Result
Nov. 19	Tennessee-Martin	W	54-44
23	at IUPUI	W	61-53
30	at Missouri	L	66-82
Dec. 4	at Ohio	W	104-77
12	Ball State	W	84-73
15	Cincinnati	W	69-50
19	Butler	W	58-52
21	Tennessee Tech	W	67-54
28	at Austin Peay	L	70-76
31	Drake	W	77-66
Jan. 2	Creighton	L	75-91
6	at SMS	L	71-77
8	at Wichita State	W	66-58
13	Bradley	L	65-68
16	Northern Iowa	W	64-61
22	at Southern Illinois	W	54-53
27	at Illinois State	W	77-63
29	at Indiana State	L	56-72
Feb. 3	SMS	W	63-61
5	Wichita State	W	67-59
10	at Bradley	L	67-81
12	at Northern Iowa	L	44-47
19	Southern Illinois	W	67-55
23	Indiana State	L	69-82
25	Illinois State	W	87-78
Mar. 3	at Drake	W	68-62
5	at Creighton	L	65-72
10	vs. Northern Iowa	L	47-58

1 - MVC Tournament in Normal, Ill.

2005-06 Schedule

Date	Opponent	Time
Nov. 18	Marquette	TBA
20	at Tennessee Tech	3 p.m.
22	at Ball State	2 p.m.
27	at Radford	2 p.m.
29	at Virginia Tech	7 p.m.
Dec. 4	IUPUI1	2 p.m.
6	St. Louis	TBA
11	Illinois-Chicago	TBA
19	at Butler	5:30 p.m.
30	Indiana State	TBA
Jan. 1	at Illinois State	3:05 p.m.
5	Bradley	TBA
7	Northern Iowa	TBA
12	at Wichita State	8 p.m.
14	at Missouri State	TBA
19	Drake	TBA
22	Creighton	TBA
28	Southern Illinois	TBA
Feb. 2	at Northern Iowa	8:05 p.m.
4	at Bradley	3:05 p.m.
10	Wichita State	TBA
12	Missouri State	TBA
17	at Drake	8 p.m.
19	at Creighton	1:05 p.m.
26	at Southern Illinois	3:05 p.m.
Mar. 1	Illinois State	TBA
4	at Indiana State	4 p.m.
9-12	MVC Tournament2	TBA

1 - in Vincennes, Ind.
2 - MVC Tournament in Springfield, Mo.

Richmond

December 4, 2005
Robins Center
Richmond, Va.



Michael Shafer
Head Coach



Saona Chapman

Spiders' Quick Facts

Location: Richmond, Va.
Founded: 1830
Enrollment: 2,950
Conference: Atlantic 10
Nickname: Spiders
Colors: Red and Blue
Arena: Robins Center (9,071)
President: Dr. William E. Cooper
Athletics Director: Jim Miller
2004-05 Record: 23-8
2004-05 Conf. Record/Finish: 12-4/3rd west
2004-05 Postseason: NCAA First Round
Record vs. Virginia Tech: 4-4

SID: Simon Gray
WBB Contact: Shea Seagle
SID Office Phone: (804) 287-6312
E-Mail: sseagle@richmond.edu
Address: Robins Center, University of Richmond,
Richmond, VA 23173
Fax: (804) 289-8820
Press Row: (804) 289-8806
Web Site: www.richmondspiders.com
Head Coach: Michael Shafer (William & Mary '94)
Record at Richmond (years): First
Career Record: same
Assistants: Chris Carroll (Georgi '90), Ginny
Doyle (Richmond '92), Candice Jackson
(Michigan State '04)

2005-06 Roster

No.	Name	Pos.	Ht.	Yr.	Hometown/Previous School
1	Whitney Morrow	G	5-8	Fr.	South Portland, Me./South Portland
2	Amber Petillon	C	6-4	Sr.	Brick, N.J./Brick Township (Rutgers)
5	Saona Chapman	G	5-8	Sr.	Voluntown, Conn./Norwich Free Academy (Rutgers)
12	Mirna Mazic	F	6-2	So.	Zagreb, Croatia/IV High School
13	Araceli Gil	G	5-3	Sr.	Santa Barbara, Calif./Santa Barbara
14	Alison Mitchell	F/C	6-3	Sr.	Annandale, Va./Paul VI Catholic
15	DeUnna Hendrix	G	5-9	Jr.	Kokomo, Ind./Kokomo
22	Kelly Roche	F	6-3	Jr.	Wappinger Falls, N.Y./Our Lady of Lourdes
23	Ania Grabias	G	6-0	Sr.	Bilgoraj, Poland/(Seward County CC)
32	Johanna McKnight	G	5-9	So.	Kenner, La./John Curtis Christian
35	Christina Campion	F	6-0	So.	Hamilton Square, N.J./Pieddie School
44	Augustina Zygaite	C	6-3	Fr.	Vilnius, Lithuania/St. Anne's-Belfield
45	Tanja Miranovic	G	5-8	Fr.	Subotica, Serbia/Bosa Milicevic
55	Crystal Goring	C	6-3	Fr.	Morvant, Trinidad/The Peddie School

2004-05 Results

Date	Opponent	W/L	Result
Nov. 20	SW Missouri St.	W	91-71
23	at Liberty	W	65-45
27	at Virginia	W	66-57
Dec. 1	Georgetown	W	62-50
5	at VCU	W	76-67
15	Howard	W	101-57
18	Sacred Heart	W	78-43
21	at Florida	W	79-77
29	at Dartmouth ¹	W	58-55
30	vs. DePaul ¹	L	55-61
Jan. 4	at La Salle	W	61-54
7	Dayton	W	65-57
9	at St. Bonaventure	W	66-51
14	Fordham	W	63-38
16	Duquesne	W	62-44
20	at George Washington	L	57-69
23	Temple	L	62-82
27	at Duquesne	W	61-50
30	St. Joseph's	W	66-41
Feb. 2	at Virginia Tech	L	63-79
6	Xavier	W	72-65
10	at Rhode Island	W	49-46
13	George Washington	L	47-63
17	La Salle	W	75-51
20	at Massachusetts	W	55-43
25	at Xavier	L	64-66
27	at Dayton	W	78-77
Mar. 4	vs. St. Bonaventure ²	W	75-56
5	vs. Rhode Island ²	W	58-46
6	vs. George Washington ²	L	44-63
20	vs. Florida State ³	L	54-87

1 - Dartmouth Blue Sky Classic in Hanover, N.H.
2 - A-10 Tournament
3 - NCAA First Round in Storrs, Conn.

2005-06 Schedule

Date	Opponent	Time
Nov. 11	Hampton ¹	TBA
13	vs. Boston College/Drexel ¹	TBA
16	TBA ¹	TBA
18	at James Madison	TBA
20	TBA ¹	TBA
23	at UC Santa Barbara	TBA
26	at Long Beach State	TBA
30	at Virginia Commonwealth	TBA
Dec. 4	Virginia Tech	2 p.m.
11	Harvard	TBA
18	Virginia	TBA
21	at Howard	TBA
28	Wake Forest	TBA
31	at Missouri State	TBA
Jan. 3	at Saint Louis	TBA
6	La Salle	TBA
8	Duquesne	TBA
13	at Xavier	TBA
15	at Dayton	TBA
19	at Massachusetts	TBA
22	Fordham	TBA
27	at Charlotte	TBA
29	George Washington	TBA
Feb. 3	at Temple	TBA
10	Rhode Island	TBA
12	Temple	TBA
17	Charlotte	TBA
19	at George Washington	TBA
24	at St. Bonaventure	TBA
26	St. Joseph's	TBA

1 - WNIT

Radford

December 7, 2005
Dedmon Center
Radford, Va.



Jeri Porter
Head Coach



Corrie Fertitta

Highlanders' Quick Facts

Location: Radford, Va.
Founded: 1910
Enrollment: 9,329
Conference: Big South
Nickname: Highlanders
Colors: Red, Blue, Green and White
Arena: Dedmon Center (5,000)
President: Penelope W. Kyle
Athletics Director: Greig Denny
2004-05 Record: 12-16
2004-05 Conf. Record/Finish: 6-8/6th
2004-05 Postseason: N/A
Record vs. Virginia Tech: 8-18

SID: Drew Dickerson
WBB Contact: Brian Stanley
SID Office Phone: (540) 831-5211
E-Mail: bmstanley@radford.edu
Address: P.O. Box 6913
Radford, VA 24142
Fax: (540) 831-5556
Press Row: (540) 831-5295
Web Site: www.ruhighlanders.com
Head Coach: Jeri Porter (Liberty '91)
Record at Radford (years): 36-48 (3 years)
Career Record: 100-93 (7 years)
Assistants: Jana Ashley (North Alabama '03),
Corey Thomaston (North Alabama '99)

2005-06 Roster

No.	Name	Pos.	Ht.	Yr.	Hometown/Previous School
3	Shavon Earp	G	5-10	Jr.	Hampton, Va./U. of Pittsburgh
12	Noriko Sato	G	5-5	Jr.	Tokyo, Japan
14	Serena White	G	5-9	So.	Durham County, N.C./Cardinal Gibbons
15	Kelli Darden	C	6-3	So.	Chesapeake, Va./Indian River
20	Corrie Fertitta	F	6-1	So.	Roanoke, Va./Northside
22	Johnette Walker	G	5-8	Fr.	Columbia, S.C./Irmo
23	Rahne Jones	G	5-10	Fr.	Silver Spring, Md./Paint Branch
24	Emily Harmon	G	5-9	Fr.	Arlington, Va./Washington-Lee
30	Erika Shaver	C	6-2	Fr.	Hot Springs, Va./Bath County
33	Megan Hilligas	G	5-9	r-So.	High Point, N.C./Southwest Guilford
34	Chelsea Clark	F	6-2	Fr.	Hagerstown, Md./North Hagerstown
40	Tameisha Carter	G	5-7	Jr.	Woodbridge, Va./Potomac State
44	Sarah Stephens	C	6-1	Jr.	Hampton, Va./Hampton

2004-05 Results

Date	Opponent	W/L	Result
Nov. 19	at Eastern Kentucky	L	52-65
20	vs. Jackson State	L	47-53
30	VCU	L	56-69
Dec. 2	at Lafayette	L	47-63
7	at UMBC	W	47-42
12	Gardner-Webb	L	58-60
21	Kent State	L	57-66
28	at Memphis	L	37-62
31	Western Carolina	W	72-56
Jan. 5	Navy	W	59-51
10	IPFW	W	78-69
13	Southern Virginia	W	75-34
15	Charleston Southern	W	62-44
17	Coastal Carolina	W	55-41
22	Birmingham-Southern	W	67-45
26	at UNC-Asheville	L	52-55
29	at Liberty	L	71-86
Feb. 5	Winthrop	W	60-44
9	at High Point	L	61-75
12	at Birmingham-Southern	L	55-66
15	UNC Asheville	W	79-69
19	at Coastal Carolina	L	46-50
21	at Charleston Southern	L	69-72
26	at Winthrop	W	88-50
Mar. 2	High Point	L	64-84
5	Liberty	L	55-77
8	at UNC Asheville	L	32-47

2005-06 Schedule

Date	Opponent	Time
Nov. 18	at California	10 p.m.
20	at Cal-Davis	5 p.m.
27	Evansville	3 p.m.
30	Lafayette	7 p.m.
7	Virginia Tech	7 p.m.
9	at Western Carolina	7 p.m.
19	Belmont	7 p.m.
21	at Kent State	7 p.m.
28	at Navy	7 p.m.
Jan. 2	at VCU	7 p.m.
4	Lees-McCrae	5 p.m.
7	at IPFW	7 p.m.
12	Southern Virginia	7 p.m.
14	Coastal Carolina	3 p.m.
16	Charleston Southern	7 p.m.
21	at High Point	7 p.m.
23	Winthrop	7 p.m.
28	at UNC Asheville	7 p.m.
Feb. 1	at Birmingham-Southern	8 p.m.
4	Liberty	3 p.m.
11	at Charleston Southern	2 p.m.
13	at Charleston Southern	7 p.m.
19	at Winthrop	TBA
22	High Point	7 p.m.
25	Birmingham-Southern	3 p.m.
Mar. 1	UNC Asheville	7 p.m.
4	at Liberty	7 p.m.
10-11	Big South Tournament	TBA

Liberty

December 10, 2005
 Cassell Coliseum
 Blacksburg, Va.



Carey Green
 Head Coach



Allyson Fasnacht



Lady Flames' Quick Facts

Location: Lynchburg, Va.
 Founded: 1971
 Enrollment: 8,500
 Conference: Big South
 Nickname: Lady Flames
 Colors: Red, White and Blue
 Arena: Vines Center (9,000)
 Executive Vice President/COO: Brgi. General Dave Young
 Athletics Director: Kim Graham
 2004-05 Record: 26-7
 2004-05 Conf. Record/Finish: 13-1, 1st
 2004-05 Postseason: NCAA third round
 Final ranking last year (poll): 21st (USA Today/ESPN/WBCA)
 Record vs. Virginia Tech: 0-11

SID: Todd Wetmore
 WBB Contact: Joe Padron
 SID Office Phone: (434) 582-2292
 E-Mail: rjpadron@liberty.edu
 Address: 1971 University Blvd.
 Lynchburg, VA 24502
 Fax: (434) 582-2076
 Press Row: (434) 582-7451
 Web Site: www.LibertyFlames.com
 Head Coach: Carey Green (Coastal Carolina '79)
 Record at Liberty (years): 141-46 (6)
 Career Record: Same
 Assistants: Chris Carroll (Georgia '91), Kelley Deyo (Notre Dame '01), Heather Stevens (Wyoming '03)

2005-06 Roster

No.	Name	Pos.	Ht.	Yr.	Hometown/Previous School
4	Courtney Watkins	G	5-9	So.	Bristol, Tenn./Tennessee HS
10	Allyson Fasnacht	G	5-8	So.	Salem, Va./Glenvar HS
11	Leslie Jones	G/F	5-10	Jr.	Raleigh, N.C./Raleigh Christian HS
12	Michelle Parker	G	5-8	Jr.	Miami, Fla./Northwest Christian HS
15	Karolina Piotrkiewicz	F	6-3	Jr.	Calais, France/Xavier University
21	Jamie Feagin	F	5-11	Jr.	Lockport, N.Y./Wilson HS
22	Rachel Hammond	G	5-9	Fr.	Clearwater, Fla./Clearwater H.S.
23	Egle Smigelskaite	F	6-3	So.	Klaipeda, Lithuania/Simon Dach Secondary
25	Rebecca Lightfoot	G/F	6-2	Fr.	Lilburn, Ga./Providence Christian H.S.
40	Megan Frazee	G/F	6-3	Fr.	Xenia, Ohio/Xenia Christian H.S.
41	Molly Frazee	G/F	6-2	Fr.	Xenia, Ohio/Xenia Christian H.S.
42	Moriah Frazee	F	6-3	Fr.	Xenia, Ohio/Xenia Christian H.S.
45	Roli Ann Nikagbaste	G/F	5-11	So.	Berlin, Germany/Patterson HS

2004-05 Results

Date	Opponent	W/L	Result
Nov. 19	Virginia Union	W	83-56
23	Richmond	L	45-65
30	at Virginia	L	58-67
Dec. 3	vs. Tennessee State ¹	W	74-38
4	vs. Kansas State ¹	W	77-56
7	Virginia Tech	L	55-66
12	at Duke	L	48-83
18	Norfolk State	W	84-56
28	at William & Mary	W	70-47
31	at American	W	61-49
Jan. 4	at Loyola (Md.)	W	80-69
9	at Ohio State	L	51-66
15	Coastal Carolina	W	59-50
17	Charleston Southern	W	84-44
20	Longwood	W	76-58
22	at UNC Asheville	W	70-43
24	Birmingham-Southern	W	73-48
29	Radford	W	86-71
Feb. 5	at High Point	W	72-49
9	at Winthrop	W	74-50
12	UNC Asheville	W	74-62
14	at Birmingham-Southern	W	70-41
19	at Charleston Southern	W	67-24
21	at Coastal Carolina	W	69-50
26	High Point	L	53-62
28	Winthrop	W	79-26
Mar. 5	at Radford	W	77-55
8	vs. Winthrop ²	W	83-36
11	vs. Birmingham-Southern ²	W	80-44
12	vs. UNC Asheville ²	W	88-41
20	vs. Penn State ³	W	78-70
22	vs. DePaul ⁴	W	88-79
26	vs. Louisiana State ⁵	L	48-90

1 - Commerce Bank Wildcat Classic in Manhattan Kan.
 2 - Big South Tournament in Lynchburg, Va.
 3 - NCAA First Round in College Park, Md.
 4 - NCAA Second Round in College Park, Md.
 5 - NCAA Third Round in Chattanooga, Tenn.

2005-06 Schedule

Date	Opponent	Time
Nov. 18	Virginia Union	7 p.m.
21	at North Carolina	7 p.m.
26	William & Mary	7 p.m.
Dec. 3	vs. Southern Miss ¹	3 p.m.
4	vs. Elon/N.C. State ¹	TBA
10	at Virginia Tech	2 p.m.
16	Southern Methodist	7 p.m.
19	at Norfolk State	7 p.m.
29	vs. Rhode Island ²	TBA
30	vs. Florida/Savannah State ²	TBA
Jan. 3	American	6 p.m.
10	Loyola (MD)	6 p.m.
14	Charleston Southern	7 p.m.
16	Coastal Carolina	7 p.m.
21	Winthrop	6 p.m.
25	at High Point	7 p.m.
28	at Birmingham-Southern	3 p.m.
Feb. 1	at Longwood	7 p.m.
4	at Radford	3 p.m.
7	UNC-Asheville	6 p.m.
11	at Coastal Carolina	TBA
13	at Charleston Southern	7 p.m.
18	High Point	2 p.m.
22	Winthrop	7 p.m.
25	at UNC-Asheville	2 p.m.
27	Birmingham-Southern	7 p.m.
Mar. 4	Radford	2 p.m.
7-11	Big South Championship	TBA

1 - N.C. State Tournament in Raleigh, N.C.
 2 - Florida Tournament in Gainesville, Fla.

Western Michigan

December 19, 2005
 Caribbean Classic
 Cancun, Mexico



Ron Stewart
 Head Coach



Carrie Moore



Broncos' Quick Facts

Location: Kalamazoo, Mich.
 Founded: 1903
 Enrollment: 29,732
 Conference: Mid-American (West Division)
 Nickname: Broncos
 Colors: Brown and Gold
 Arena: University Arena (5,649)
 President: Dr. Judith I. Bailey
 Athletics Director: Kathy Beauregard
 2004-05 Record: 10-18
 2004-05 Conf. Record/Finish: 7-9/5th West
 2004-05 Postseason: None
 Record vs. Virginia Tech: 0-1

SID: Daniel Jankowski
 WBB Contact: Paula Haughn
 SID Office Phone: (269) 387-4123
 E-Mail: Paula.Haughn@wmich.edu
 Address: Read Fieldhouse, 1903 Western Michigan Ave., Kalamazoo, MI 49008-3872
 Fax: (269) 387-4139
 Press Row: (269) 387-3064
 Web Site: www.wmubroncos.com
 Head Coach: Ron Stewart (Indiana '71)
 Record at Western Michigan (years): 118-118 (8)
 Career Record: same
 Assistants: Ryan Bragdon (Washington '01), Mary Randall-Marchese (Grand Valley State '00)

2005-06 Roster

No.	Name	Pos.	Ht.	Yr.	Hometown/Previous School
1	Tiera DeLaHoussaye	G	5-6	Fr.	Detroit, Mich./Detroit Country Day
4	Chelsea Rogers	G	6-0	Fr.	Botkins, Ohio/Botkins
5	Kate Versepunt	F	6-1	Sr.	Mason, Mich./Mason
10	Shaylen Jackson	F	6-1	Jr.	Kalamazoo, Mich./Kalamazoo Central
12	Maria Jillian	G	5-9	Sr.	Dearborn, Mich./Divine Child
21	Lindsey Brown	F	6-3	Jr.	Kalamazoo, Mich./Kalamazoo Valley CC
23	Andrea Thelen	G	5-10	Jr.	Westphalia, Mich./Pewamo-Westphalia
30	Nicole Watkins	G	5-10	Jr.	Cheshire, Ohio/RiverValley
32	Casey Rost	G	5-9	Sr.	St. Johns, Mich./St. Johns
33	Carrie Moore	G	5-9	Jr.	Lathrup Village, Mich./Detroit County Day
34	Chandra Smith	G	5-8	So.	Plainfield, Ill./Benet Academy
44	Amanda Parker	F	6-0	So.	Muskegon, Mich./Mona Shores
53	Ashley Owens	F	6-2	Jr.	Maywood, Ill./Trinity
54	Michelle DeNooyer	F	6-1	Fr.	Kalamazoo, Mich./Kalamazoo Christian

2004-05 Results

Date	Opponent	W/L	Result
Nov. 14	Wayne State	W	116-66
20	Boston College ¹	L	50-71
21	Central Connecticut ¹	L	49-58
24	at Northwestern	L	60-64
30	Butler	L	54-57
Dec. 12	at Purdue	L	42-74
18	vs. Virginia Tech ²	L	57-72
19	vs. Arkansas State ²	L	43-75
22	Detroit	W	65-64
30	vs. Quinnipiac ³	L	65-71
31	vs. Samford ³	W	63-46
Jan. 5	at Central Michigan	W	69-64
8	Bowling Green	L	67-80
12	at Ball State	W	77-74
15	Eastern Michigan	W	85-80
18	at Kent State	L	67-69
22	at Bowling Green	L	58-80
26	Ball State	L	70-79
29	Akron	L	70-74
Feb. 2	at Ohio	L	73-85
5	Toledo	W	60-58
7	at Buffalo	W	70-58
12	at Eastern Michigan	L	50-91
16	Marshall	L	61-72
19	Miami	L	77-83
22	at Northern Illinois	W	59-56
26	Central Michigan	W	86-75
Mar. 5	vs. Miami ⁴	L	71-74

1 - Michigan State Spartan Classic in East Lansing, Mich.
 2 - Dual in the Desert in Las Vegas, Nevada
 3 - Wells Fargo New Year's Classic in San Antonio, Texas
 4 - MAC Tournament in Miami, Ohio

2005-06 Schedule

Date	Opponent	Time
Nov. 10	Slovakia-BK Popad	7 p.m.
14	Kalamazoo College	2 p.m.
20	vs. Boston College	1 p.m.
21	vs. Michigan State	1 p.m.
21	vs. Central Conn. State	3:30 p.m.
24	at Northwestern	7 p.m.
30	Butler	7 p.m.
Dec. 12	at Purdue	2 p.m.
14	Michigan	7 p.m.
18	vs. Virginia Tech	Noon
19	vs. Texas Tech	Noon
19	vs. Arkansas State	2:30 p.m.
22	Detroit	7 p.m.
30	vs. Quinnipiac	5 p.m.
31	vs. Samford	2 p.m.
Jan. 5	at Central Michigan	7 p.m.
8	Bowling Green	2 p.m.
12	at Ball State	7 p.m.
15	Eastern Michigan	2 p.m.
18	at Kent State	7 p.m.
22	at Bowling Green	2 p.m.
26	Ball State	7 p.m.
29	Akron	2 p.m.
Feb. 2	at Ohio	7 p.m.
5	Toledo	7 p.m.
7	at Buffalo	2 p.m.
12	at Eastern Michigan	2 p.m.
16	Marshall	7 p.m.
19	Miami	2 p.m.
22	at Northern Illinois	7 p.m.
26	Central Michigan	2 p.m.
Mar. 5	MAC Tournament	TBA

Texas Tech

December 20, 2005
Caribbean Classic



Marsha Sharp
Head Coach



Erin Grant

Lady Raiders' Quick Facts

Location: Lubbock, Texas
Founded: 1923
Enrollment: 29,000
Conference: Big 12
Nickname: Lady Raiders
Colors: Scarlet and Balck
Arena: United Spirit Arena (15,050)
President: Dr. Jon Whitmore
Athletics Director: Gerald Myers
2004-05 Record: 24-8
2004-05 Conf. Record/Finish: 12-4/tied-4th
2004-05 Postseason: NCAA third round
Final Ranking last year (poll): 14th (Associated Press); 12th (USA Today/ESPN/WBCA)
Record vs. Virginia Tech: 0-2

SID: Chris Cook
WBB Contact: Tammi Hoffman
SID Office Phone: (806) 742-2770
E-Mail: tammi.hoffman@ttu.edu
Address: Box 43201, Lubbock, TX 79409
Fax: (806) 742-1970
Press Row: (806) 742-6688
Web Site: www.texastech.com,
www.goladyraiders.com
Head Coach: Marsha Sharp
(Wayland Baptist Univ. '74)
Record at Texas Tech (years): 557-175 (23)
Career Record: same
Assistants: Nikita Lowry Dawkins (Ohio State '89) Roger Reding (Texas Tech '84), Krista Gerlich (Texas Tech '93)

2005-06 Roster

No.	Name	Pos.	Ht.	Yr.	Hometown/Previous School
1	Teddy Griffin	G	5-11	Fr.	Seagraves, Texas/Seagraves
2	Krystal Cole	G	5-9	Fr.	Brock, Texas/Brock
3	Enrica Johnson	F	6-1	So.	Waco, Texas/LaVega
5	Chesley Dabbs	G	6-0	Sr.	Plano, Texas/Plano
10	Brooke Baughman	G	5-10	Jr.	Canyon, Texas/Canyon
11	Tawanna Flowers	F	5-10	So.	Levelland, Texas/Levelland
14	Erin Grant	G	5-8	Sr.	Arlington, Texas/Mansfield
15	Judith Smith	G	5-9	So.	LongBeach, Calif./Long Beach Polytechnic
23	LaVonda Henderson	G	5-7	Fr.	Lubbock, Texas/Estacado
33	Patrice Edwards	C	6-6	So.	Trinidad-Tobago, WestIndies/FrankPhillips College
34	Erin Myrick	C	6-3	So.	Duarte, Calif./Bishop Amat Memorial
41	LaToya Davis	F/C	6-1	Sr.	Houston, Texas/South Houston
42	Darrice Griffin	F	6-1	So.	Seagraves, Texas/Seagraves
43	Dominic Seals	C	6-3	Fr.	Dallas, Texas/Lincoln
50	Megan Morris	F/C	6-2	So.	Brownsville/Texas/South Plains College
55	Alesha Robertson	G/F	6-0	So.	Plainview, Texas/Plainview

2004-05 Results

Date	Opponent	W/L	Result
Nov. 22	Rice	W	66-55
28	vs. Stanford	L	58-61
Dec. 2	Arkansas-Little Rock	W	69-29
6	Miami (Fla.)	W	109-49
9	Oral Roberts	W	79-46
12	Mississippi	W	86-38
18	vs. Arkansas State ¹	W	87-53
19	vs. Virginia Tech ¹	L	70-71
21	Penn State	W	79-65
28	Sacramento State	W	83-37
Jan. 2	Idaho State	W	86-52
5	Oklahoma	W	70-64
8	at Oklahoma State	W	76-38
12	Texas	W	79-62
15	at Colorado	W	87-41
19	at Nebraska	W	68-58
22	Kansas State	L	53-55
26	Missouri	W	75-45
30	at Texas A&M	W	67-54
Feb. 5	Baylor	L	49-52
8	Iowa State	W	89-62
13	at Texas	L	43-64
16	at Kansas	W	66-53
19	Texas A&M	W	56-53
23	at Oklahoma	W	83-70
26	Oklahoma State	W	65-52
Mar. 3	at Baylor	L	69-79
9	vs. Iowa State ²	W	61-59
10	vs. Baylor ³	L	57-58
19	vs. Texas-Arlington ³	W	69-49
21	vs. MTSU ⁴	W	80-69
27	vs. Tennessee ⁵	L	59-75

- 1 - Duel in the Desert in Las Vegas, Nev.
- 2 - Big 12 Tournament in Kansas City, Mo.
- 3 - NCAA First Round in Dallas, Texas
- 4 - NCAA Second Round in Dallas, Texas
- 5 - NCAA Third Round in Philadelphia, Pa.

2005-06 Schedule

Date	Opponent	Time
Nov. 13	LSU ¹	2:30 p.m.
18	Southeast Missouri State	7 p.m.
21	at Rice	7 p.m.
23	at Mississippi	7 p.m.
27	Stanford	4:30 p.m.
Dec. 1	Sacramento State	7 p.m.
4	at Penn State	1 p.m.
15	Oral Roberts	7 p.m.
19	vs. Louisville ²	TBA
20	vs. Virginia Tech ²	TBA
29	Fresno State	7 p.m.
Jan. 4	at Kansas State	7 p.m.
7	Texas A&M	7 p.m.
15	Baylor	2 p.m.
18	at Oklahoma	7 p.m.
21	Nebraska	5 p.m.
25	at Oklahoma State	7 p.m.
28	at Missouri	1 p.m.
Feb. 1	Texas	7 p.m.
4	at Texas A&M	3 p.m.
8	Oklahoma State	7 p.m.
11	Colorado	7 p.m.
14	at Iowa State	7 p.m.
19	at Baylor	2 p.m.
22	Kansas	7 p.m.
Mar. 26	at Texas	3 p.m.
Mar. 1	Oklahoma	7 p.m.
7-11	at Big 12 Championship ³	TBA

- All times are Central
1 - Tip-Off Classic in Lubbock, Texas
2 - Caribbean Classic in Cancun, Mexico
3 - Big 12 Championship in Dallas, Texas

Longwood

December 28, 2005
Caswell Coliseum
Blacksburg, Va.



Shirley Duncan
Head Coach



Ashley Mason

Lancers' Quick Facts

Location: Farmville, Va.
Founded: 1839
Enrollment: 4,300
Conference: Independent
Nickname: Lancers
Colors: Blue and White
Arena: Willett Hall (2,522)
President: Dr. Patricia P. Carmier
Athletics Director: Rick Mazzuto
2004-05 Record: 15-13
2004-05 Conf. Record/Finish: N/A
2004-05 Postseason: N/A
Record vs. Virginia Tech: 2-1

SID: Greg Prouty
WBB Contact: Liz Smith
SID Office Phone: (434) 395-2718
E-Mail: smithem@longwood.edu
Address: Athletics Complex 2
201 High Street
Farmville, Va. 23909
Fax: (434) 395-2568
Press Row: (434) 395-2871
Web Site: www.longwoodlancers.com
Head Coach: Shirley Duncan (Kentucky '56)
Record at Longwood (years): 352-253 (22 years)
Career Record: 393-313 (25 years)
Assistants: Nikki Atkinson (Longwood '97), Jenerrie Everette (Kentucky '2004)

2005-06 Roster

No.	Name	Pos.	Ht.	Yr.	Hometown/Previous School
4	Cassandra Smith	G/F	5-11	Fr.	Fredericksburg, Va./Massapnax
5	Keiva Small	G	5-8	So.	Norfolk, Va./Norview
10	Ashley Mason	F	5-10	Sr.	Virginia Beach, Va./Princess Anne
11	Claire Blevins	F	6-0	Fr.	Chantilly, Va./Chantilly
13	Jamie McAllister	G	5-10	Fr.	Richmond, Va./Monacan
20	Amber Mason	F	5-10	Sr.	Virginia Beach, Va./Princess Anne
21	Courtney Dyer	G	5-8	Fr.	Richmond, Va./Monacan
23	Jessica Wilkerson	G	5-7	Sr.	Roanoke, Va./Northside
30	Anna Steg	F	6-1	Fr.	Fairfax, Va./George C. Marshall
31	Leigh Mascherin	F	6-1	So.	Greensboro, N.C./Ragsdale
33	Abigail Freese	G	5-5	Jr.	West Liberty, Ohio/West Liberty-Salem
34	Amber Sims	F	5-10	Fr.	Lawrenceville, Va./Brunswick Senior
42	Nadege Wandeu	C	6-2	Fr.	Douala Cameroon/Oak Hill Academy

2004-05 Results

Date	Opponent	W/L	Result
Nov. 19	Winthrop	W	76-45
20	Davidson	L	50-60
23	at William & Mary	W	60-46
26	at UNC-Wilmington	L	58-64
27	vs. Norfolk State	W	81-73
Dec. 1	at West Virginia	L	52-81
7	at Robert Morris	L	54-66
9	High Point	W	63-59
21	at George Mason	L	51-75
29	vs. Morehead State	W	64-60
30	at Eastern Kentucky	L	46-56
Jan. 4	at Kentucky	L	41-79
8	IPFW	W	67-57
11	Jacksonville State	W	69-64
17	at Campbell	L	56-83
20	at Liberty	L	58-76
26	at Elon	W	57-51
28	Texas Pan-American	W	54-47
29	Savannah State	W	84-55
Feb. 2	at UNC-Asheville	L	50-66
5	at Texas A&M C.C.	L	43-55
7	at UTPA	L	46-65
12	at Savannah State	W	58-39
15	Virginia Union	W	77-47
17	at IPFW	W	69-66
21	Norfolk State	W	69-59
24	at JSU	L	67-73
26	Southern Virginia	W	97-53

2005-06 Schedule

Date	Opponent	Time
Nov. 18	Maryland Eastern Shore ¹	8 p.m.
19	TBA ¹	TBA
22	Wright State	7 p.m.
25	UNC-Greensboro ²	1 p.m.
26	TBA ²	TBA
29	William & Mary	7 p.m.
Dec. 3	at UMBC	7 p.m.
7	at James Madison	7 p.m.
10	at High Point	7 p.m.
17	Morgan State	4 p.m.
20	at Georgia Tech	7 p.m.
28	Virginia Tech ³	7 p.m.
29	vs. Marshall/Texas A&M CC ³	TBA
Jan. 5	at Charleston Southern	7 p.m.
7	at Winthrop	7 p.m.
10	UNC-Asheville	7 p.m.
14	IPFW	4 p.m.
19	at Norfolk State	7 p.m.
22	at Boston College	2 p.m.
25	Elon	7 p.m.
28	at IPFW	1 p.m.
Feb. 1	Liberty	7 p.m.
7	Southern Virginia	7 p.m.
9	Virginia Union	7 p.m.
14	at Virginia	7 p.m.
16	at Maryland-Eastern Shore	7 p.m.
21	at South Carolina	7 p.m.
25	Texas A&M Corpus Christi	4 p.m.

- 1 - Lancer Invitational in Farmville, Va.
- 2 - UNC Greensboro Tournament in Greensboro, N.C.
- 3 - Lady Luck Classic in Blacksburg, Va.

Marshall



Royce Chadwick
Head Coach

December 30, 2005
Cassell Coliseum
Blacksburg, Va.



Sikeetha Shepard-Hall



Thundering Herd's Quick Facts

Location: Huntington, W. Va.
Founded: 1837
Enrollment: 16,551
Conference: USA
Nickname: Thundering Herd
Colors: Green and White
Arena: Cam Henderson (9,043)
President: Dr. Stephen J. Kopp
Athletics Director: Bob Marcum
2004-05 Record: 19-10
2004-05 Conf. Record/Finish: 12-4/t-1st East
2004-05 Postseason: N/A
Record vs. Virginia Tech: 1-8

SID: Randy Burnside
WBB Contact: Brandon Parro
SID Office Phone: (304) 696-2418
E-Mail: parro1@marshall.edu
Address: Cam Henderson Center, Room 2036
1801 3rd Avenue
Huntington, WV 25703
Fax: (304) 696-2325
Press Row: (304) 696-3304
Web Site: www.herdzone.com
Head Coach: Royce Chadwick (SW Okla. St. '80)
Record at Marshall (years): 58-58 (4 years)
Career Record: 458-190 (21 years)
Assistants: Roxanne White (Stephen F. Austin '94), John Sutherland (Kent State '81), Juliet Donahue (Marshall '99)

2005-06 Roster

No.	Name	Pos.	Ht.	Yr.	Hometown/Previous School
1	Meg Withrow	G	5-6	So.	Nitro, W. Va./UNC-Wilmington
2	KaShawna Curry	F	6-1	Jr.	Huntington, W. Va./Huntington
3	Sikeetha Shepard-Hall	G	5-8	Sr.	Houston, Texas/Lutheran North
4	Bridget Chacon	G	5-7	Jr.	Las Cruces, N.M./Cochise C.C.
10	Kendra King	F	6-0	Fr.	Fairfax, Va./Paul VI Catholic
11	Teyonka Hodge	G	5-5	Jr.	Washington, D.C./Laurinburg Prep
20	Reshundra Smiley	G	5-8	Sr.	Modesto, Calif./Central Arizona C.C.
21	Mary Pat Statler	G	5-8	Sr.	New Cumberland, W. Va./St. John's
22	Chantelle Handy	F	6-3	Fr.	Durham, England/Mount of Chantale
23	Crystal Champion	F	5-10	Jr.	Washington, D.C./H.D. Woodson
32	Michele Hagan	C	6-5	Jr.	Houston, Texas/Stephen F. Austin
33	Jill Justice	G	5-10	So.	Lewisburg, W. Va./Clemson
34	Alyssa Hammond	G/F	6-1	Fr.	Oak Hill, Ohio/Oak Hill
40	Kari James	C	6-4	Fr.	Gallipolis, Ohio
45	Modupe Ishola	C	6-2	Jr.	Washington D.C./H.D. Woodson

2004-05 Results

Date	Opponent	W/L	Result
Nov. 19	Texas-Pan American ¹	W	79-43
20	Lehigh ¹	W	68-66
27	at Binghamton ²	L	60-85
28	vs. Robert Morris ²	L	53-59
Dec. 1	Morehead State	W	81-61
12	Kentucky	L	55-73
18	vs. FIU ³	L	58-61
19	vs. Colgate ³	W	86-68
29	vs. Elon ⁴	W	71-43
30	at Maryland	L	68-83
Jan. 5	Miami	L	65-68
8	at Kent State	L	62-78
11	vs. West Virginia ⁵	W	82-76
15	at Northern Illinois	W	71-58
18	Ohio	W	88-87
22	at Buffalo	W	72-51
26	Central Michigan	W	79-69
29	Toledo	W	73-56
Feb. 2	Kent State	W	84-78
5	at Miami	W	76-63
9	at Ohio	W	72-63
13	Ball State	W	71-50
16	at Western Michigan	W	72-61
19	Buffalo	W	66-46
23	at Bowling Green	L	62-73
26	at Eastern Michigan	L	73-93
Mar. 1	Akron	W	65-49
9	vs. Toledo ⁶	W	68-56
11	vs. Kent State ⁶	L	57-73

1 - Fifth Third MU Classic in Huntington, W. Va.
2 - Time Warner Classic in Vestal, N.Y.
3 - UCF Christmas Classic in Orlando, Fla.
4 - Terrapin Classic in College Park, Md.
5 - Toyota Capital Classic in Charleston, W. Va.
6 - MAC Tournament

2005-06 Schedule

Date	Opponent	Time
Nov. 18	Tennessee State ¹	TBA
19	Ohio/S.C. State	TBA
24	California ²	TBA
27	Baylor ²	TBA
30	at Morehead State	5:30 p.m.
Dec. 2	Binghamton	7 p.m.
13	at Wright State	7:05 p.m.
16	East Carolina	7 p.m.
20	at Virginia	7 pm.
28	vs. Texas A&M-Corpus Christi ³	TBA
29	Virginia Tech	TBA
Jan. 6	at Memphis	8 p.m.
13	at UAB	3 p.m.
16	Rice	7 p.m.
20	at UCF	TBA
22	at Southern Mississippi	3 p.m.
25	vs. West Virginia ⁴	TBA
27	Tulsa	7 p.m.
29	SMU	1 p.m.
Feb. 4	at East Carolina	4:30 p.m.
6	at Houston	8 p.m.
10	UAB	7 p.m.
12	Memphis	1 p.m.
17	at Tulane	TBA
19	at UTEP	4:05 p.m.
24	UCF	7 p.m.
26	Southern Mississippi	1 p.m.
Mar. 2-5	Conference USA Tournament	TBA

1 - MU Classic in Huntington, W. Va.
2 - Caribbean Classic in Cancun, Mexico
3 - Lady Luck Classic in Blacksburg, Va.

Texas A&M CC



Jodi Kest
Head Coach

December 30, 2005
Cassell Coliseum
Blacksburg, Va.



Terra Andrews



Islanders' Quick Facts

Location: Corpus Christi, Texas
Founded: 1947
Enrollment: 8,300
Conference: Independent
Nickname: Islanders
Colors: Blue, Green and Silver
Arena: American Bank Center (8,400)
President: Dr. Flavius Killebrew
Athletics Director: Dan Viola
2004-05 Record: 23-7
2004-05 Conf. Record/Finish: N/A
2004-05 Postseason: WNIT Second Round
Record vs. Virginia Tech: First meeting

SID: Craig Merriman
WBB Contact: Aaron Ames
SID Office Phone: (361) 825-3410
E-Mail: aaron.ames@mail.tamucc.edu
Address: N/A
Fax: (361) 825-3218
Press Row: (361) 825-3411
Web Site: www.goislanders.com
Head Coach: Jodi Kest (Slippery Rock '84)
Record at Texas A&M-Corpus Christi (years): 57-28 (3 years)
Career Record: 210-141 (13 years)
Assistants: Robert Robinson (UT-Arlington '93), Deb Roof (Cleveland State '92), Geoff Grawn (Northern Michigan '02)

2005-06 Roster

No.	Name	Pos.	Ht.	Yr.	Hometown/Previous School
1	Brittany Fowler	G	5-6	Jr.	Corpus Christi, Texas/Ray
3	Mercedes Cooper	G	5-6	Jr.	San Antonio, Texas/Holmes
11	Kirbria Lewis	G	5-5	Jr.	Baytown, Texas/Sterling
14	Nicole Duncan	G	5-7	Jr.	Sugar Land, Texas/Dulles
22	Lindsey Van Dorn	F	6-2	Sr.	Woodward, Okla./Woodward
24	Monica Pena	G	5-7	Sr.	Corpus Christi, Texas/Calallen
30	Jillianne Duffey	G	6-0	Jr.	Fort Worth, Texas/Western Hills
31	Sarah Davidson	F/C	6-2	Fr.	Claremore, Okla./Claremore
32	Elisa Beagle	F/C	6-0	Fr.	Houston, Texas/Hightower
33	Brooke Massey	C	6-2	Fr.	Tulsa, Okla./Skiatook
34	Jenesis Shaw	F	5-9	Jr.	Jenks, Okla./Jenks
42	Terra Andrews	F	6-0	Sr.	Missouri City, Texas/Dulles

2004-05 Results

Date	Opponent	W/L	Result
Nov. 19	at Texas-San Antonio	W	66-44
22	Huston-Tillotson	W	107-47
25	Idaho State	W	73-57
26	Purdue	L	44-73
29	at Grambling State	W	66-55
Dec. 1	Texas Southern	W	82-57
5	at Lamar	W	75-49
7	at Tulane	W	75-57
16	at Nevada	W	75-52
19	at Michigan State	L	56-62
22	North Texas	W	70-58
30	West Virginia	W	74-66
Jan. 2	Stephen F. Austin	W	75-62
6	Northern Arizona	W	49-43
15	Tulsa	W	69-64
24	IPFW	W	80-57
26	Arkansas State	L	73-87
Feb. 1	Houston	L	46-48
5	Longwood	W	55-43
8	at Texas A&M	L	64-88
12	at Northern Colorado	W	60-46
15	Texas-Pan American	W	69-47
17	at Indiana	W	59-49
19	at IPFW	L	62-63
22	at Texas-Pan American	W	68-48
Mar. 3	at Utah Valley State ¹	W	68-48
4	vs. IPFW ¹	W	82-60
5	vs. Northern Colorado ¹	W	62-42
18	vs. Fresno State ²	W	56-53
21	at Texas A&M ²	L	59-65

1 - Independent Tournament
2 - WNIT

2005-06 Schedule

Date	Opponent	Time
Nov. 19	Vanderbilt	1 p.m.
22	at Baylor	7 p.m.
26	vs. LSU ¹	11 a.m.
27	vs. Nebraska ¹	11 a.m.
29	Texas San-Antonio	7 p.m.
Dec. 1	at Drake	7:05 p.m.
5	Lamar	7 p.m.
17	vs. Birmingham Southern ²	8:30 p.m.
18	Kent State/Alcorn State ²	TBA
21	at Texas	7 p.m.
28	vs. Marshall ³	5 p.m.
29	vs. Longwood/Virginia Tech ³	7 p.m.
Jan. 1	at West Virginia	1 p.m.
8	at Northern Arizona	2 p.m.
11	Huston-Tillotson	7 p.m.
15	Texas A&M Commerce	3 p.m.
21	at Texas-Pan American	5 p.m.
26	at South Dakota State	7 p.m.
28	at North Dakota State	7 p.m.
Feb. 2	IPFW	7 p.m.
4	Northern Colorado	3 p.m.
11	North Dakota State	3 p.m.
13	South Dakota State	7 p.m.
16	at Utah Valley State	8:05 p.m.
18	at Northern Colorado	8 p.m.
23	Texas-Pan American	7 p.m.
25	at Longwood	3 p.m.
Mar. 3	IPFW	7 p.m.

1 - Miami Thanksgiving Classic in Coconut Grove, Fla.
2 - Flint Hills Resources Islander Classic in Corpus Christi
3 - Virginia Tech Tournament in Blacksburg, Va.

NC State



Kay Yow
Head Coach

January 2, 2006
7 p.m.
Reynolds Coliseum
Raleigh, N.C.



Billie McDowell

Wolfpack Quick Facts

Location: Raleigh, N.C.
Founded: 1887
Enrollment: 29,637
Conference: Atlantic Coast
Nickname: Wolfpack
Colors: Red (PMS-185) and White
Arena: Reynolds Coliseum (12,400)
Interim Chancellor: Dr. Robert A. Barnhardt
Athletics Director: Lee Folwer
2004-05 Record: 21-8
2004-05 Conf. Record/Finish: 10-4/3rd
2004-05 Postseason: NCAA first round
Final ranking last year (poll): 21st (Associated Press)
Record vs. Virginia Tech: 5-0

SID: Chennelle Miller
WBB Contact: Chennelle Miller
SID Office Phone: (919) 515-1183
E-Mail: chennelle_miller@ncsu.edu
Address: Box 8502, Raleigh, N.C. 27695
Fax: (919) 515-2898
Press Row: (919) 513-1220
Web Site: www.GoPack.com
Head Coach: Kay Yow (East Carolina '64)
Record at N.C. State (years): 617-289 (31)
Career Record: 674-308 (35)
Assistants: Stephanie Glance (Rollins '85),
Jenny Palmateer (N.C. State '93), Trena Trice-Hill (N.C. State '87)

2005-06 Roster

No.	Name	Pos.	Ht.	Yr.	Hometown/Previous School
1	Khadijah Whittington	F	6-1	So.	Roanoke, Va./Woodrow Wilson HS
2	Rachel Stockdale	G	5-11	Sr.	High Point, N.C./Central HS
3	Keisha Brown	F	6-0	Jr.	Charlotte, N.C./Charlotte Christian
4	Sasha Reaves	F/C	6-0	Jr.	Mullins, S.C./Mullins HS
11	Monica Pope	G	5-6	Sr.	Atlanta, Ga./Furman
12	Marquetta Dickens	F	6-0	Jr.	Tarboro, N.C./Tarboro HS
13	Billie McDowell	G	5-9	Sr.	Lumberton, N.C./Lumberton HS
15	Ashley Key	G	6-0	Jr.	Atlanta, Ga./Landmark Christian
23	Shayla Fields	G	5-9	Fr.	Salisbury, N.C./Salisbury HS
32	Tiffany McCollins	G	5-7	Sr.	Memphis, Tenn./Univ. of Arkansas-Fort
33	Celanese Bozeman	G	5-10	So.	Hampton, Va./Hampton HS
44	Tiffany Stansbury	F/C	6-3	Jr.	Philadelphia, Pa./Gulf Coast CC
55	Gillian Goring	C	6-7	Jr.	Trinidad/Arkansas Fort Smith

2004-05 Results

Date	Opponent	W/L	Result
Nov. 19	UNC Wilmington	W	67-49
21	Tennessee ²	L	54-64
26	Nebraska ²	W	55-45
27	Louisville ²	W	54-49
Dec. 2	Seton Hall	W	65-36
4	Alabama-Birmingham	W	97-62
12	Fordham	W	59-44
16	at South Carolina	W	75-48
18	North Carolina A&T	W	76-29
21	at George Washington	L	56-65
29	Mount St. Mary's ³	W	83-45
30	at St. Peter's ³	W	70-61
Jan. 3	Wake Forest	W	81-55
6	at Vanderbilt	W	65-64
9	at Clemson	L	65-78
14	North Carolina	L	75-77
17	at Virginia Tech	W	76-75
20	Miami	W	73-59
23	at Maryland	W	67-55
30	Duke	L	49-52
Feb. 3	Virginia	W	62-56
10	Georgia Tech	W	83-59
14	Miami	W	71-68
17	Florida State	W	71-43
20	at North Carolina	L	72-75
24	at Wake Forest	W	64-61
28	Clemson	W	69-45
Mar. 5	Maryland ⁴	L	56-63
19	MTSU ⁵	L	58-60

- 1 - Jimmy V Classic in Raleigh, N.C.
- 2 - Paradise Jam in the Virgin Islands
- 3 - St. Peter's Tournament in Jersey City, N.J.
- 4 - ACC Tournament in Greensboro, N.C.
- 5 - NCAA First Round in Dallas, Texas

2005-06 Schedule

Date	Opponent	Time
Nov. 18	UNC Greensboro	7 p.m.
20	at St. Joseph's	2 p.m.
25	vs. Iowa State ¹	6 p.m.
26	vs. North Florida/Rutgers	TBA
30	Vanderbilt	7 p.m.
Dec. 3	Elon ²	1 p.m.
4	Liberty/Southern Miss. ²	TBA
11	Delaware State	2 p.m.
17	vs. Utah ³	12 p.m.
18	vs. Arkansas State/Notre Dame ³	TBA
21	at Brigham Young	7 p.m.
30	George Washington	2 p.m.
Jan. 2	at NC State	7 p.m.
7	at Wake Forest	3 p.m.
13	at Virginia	7 p.m.
15	at NC State	5 p.m.
19	at Duke	7 p.m.
22	Dartmouth	2 p.m.
26	Miami	7 p.m.
30	Boston College	7 p.m.
Feb. 2	at North Carolina	7 p.m.
5	at Florida State	TBA
9	Wake Forest	7 p.m.
12	Georgia Tech	2 p.m.
16	at Clemson	7 p.m.
19	Maryland	1 p.m.
24	at Boston College	7 p.m.
Mar. 2-5	ACC Tournament ⁴	TBA

- 1 - Junkanoo Jam in the Bahamas
- 2 - NC State Tournament in Raleigh, N.C.
- 3 - Las Vegas Tournament in Las Vegas, Nev.
- 4 - ACC Tournament in Greensboro, N.C.

High Point



Tooye Loy
Head Coach

January 4, 2006
Caswell Coliseum
Blacksburg, Va.



Katie O'Dell



Panthers' Quick Facts

Location: High Point, N.C.
Founded: 1924
Enrollment: 3,100
Conference: Big South
Nickname: Panthers
Colors: Purple and White
Arena: Millis Center (2,565)
President: Dr. Nido Qubein
Athletics Director: Woody Gibson
2004-05 Record: 17-12
2004-05 Conf. Record/Finish: 11-3/second
2004-05 Postseason: N/A
Record vs. Virginia Tech: First meeting

SID: Brian Morgan
WBB Contact: April Goode
SID Office Phone: (336) 841-4638
E-Mail: agoode@highpoint.edu
Address: 833 Montlieu Avenue
High Point, NC 27262
Fax: (336) 841-9182
Press Row: (336) 841-4638
Web Site: www.highpointpanthers.com
Head Coach: Tooye Loy (High Point '94)
Record at High Point (years): 62-53 (4 years)
Career Record: same
Assistants: Trevor Lampman (Winthrop '96),
Karen Curtis (High Point '98)

2005-06 Roster

No.	Name	Pos.	Ht.	Yr.	Hometown/Previous School
2	Sara Vargas	G	5-6	Fr.	Fairfax, Va./Paul VI Catholic
3	Ayonna Thompson	G	5-1	Fr.	Greenville, S.C./Mauldin
5	Leslie Cook	G	5-11	Jr.	High Point, N.C./UNC-Charlotte
11	Katie Ralls	G	5-5	Jr.	High Point, N.C./Ledford
14	Candye Sellars	G	5-6	Jr.	Burlington, N.C./Western Allamance
22	Caitlin Thys	F	6-1	Fr.	Raleigh, N.C./Ravenscroft
24	Raven Truslow	G	5-11	So.	Waynesboro, Va./Albermarle
25	Jennifer Long	G	5-7	Fr.	Columbus, Ga./Carver
33	Amber Manuel	F	5-11	So.	Virginia Beach, Va./Kempsville
35	Erica Brockmyer	G	5-8	Jr.	Schenectady, N.Y./Schenectady
43	Tonya Tripp	F/C	6-1	Fr.	Dilworth, Minn./Dilworth-Glyndon-Felton
45	Katie O'Dell	F	5-10	Sr.	Bristol, Tenn./Sullivan East
50	Sarah Haak	C	6-3	Sr.	Maple Grove, Minn./Osseo

2004-05 Results

Date	Opponent	W/L	Result
Nov. 19	at Campbell	W	76-74
22	Queens	W	100-58
27	at North Carolina A&T	L	72-73
Dec. 1	at Western Carolina	L	85-95
6	at Chattanooga	L	47-68
9	at Longwood	L	59-63
11	at UNC Greensboro	L	53-70
18	at South Florida ¹	L	38-81
19	vs. Indiana State ¹	L	47-70
Jan. 2	Appalachian State	W	63-61
4	Pfeiffer	W	68-30
8	at UNLV	L	51-82
15	at Winthrop	W	55-52
17	Gardner-Webb	W	62-61
22	at Charleston Southern	L	50-53
24	at Coastal Carolina	W	65-47
29	UNC Asheville	W	65-62
Feb. 1	at Birmingham-Southern	L	55-67
5	Liberty	L	49-72
9	Radford	W	75-61
12	Charleston Southern	W	60-56
15	Coastal Carolina	W	61-52
19	at UNC-Asheville	W	61-44
21	Birmingham-Southern	W	66-55
26	at Liberty	W	62-53
Mar. 2	at Radford	W	84-64
5	Winthrop	W	77-50
8	Coastal Carolina ²	W	55-41
11	vs. UNC Asheville ²	L	53-75

- 1 - Image Depot Classic in Tampa, Fla.
- 2 - Big South Tournament

2005-06 Schedule

Date	Opponent	Time
Nov. 18	at South Carolina	7 p.m.
22	Mars Hill	7 p.m.
26	at Gardner-Webb	7 p.m.
29	UNC-Greensboro	7 p.m.
Dec. 2	vs. Stephen F. Austin ¹	9:30 p.m.
3	vs. Bucknell/Air Force ¹	TBA
6	Elon	7 p.m.
10	Longwood	7 p.m.
19	Western Carolina	7 p.m.
20	Presbyterian	7 p.m.
29	Campbell	7 p.m.
Jan. 2	at William & Mary	7 p.m.
4	at Virginia Tech	7 p.m.
14	at UNC-Asheville	2 p.m.
16	at Birmingham-Southern	8 p.m.
21	Radford	3 p.m.
25	Liberty	7 p.m.
28	at Coastal Carolina	2 p.m.
30	at Charleston Southern	TBA
Feb. 4	Winthrop	7 p.m.
11	UNC-Asheville	4 p.m.
13	Birmingham-Southern	7 p.m.
18	at Liberty	2 p.m.
22	at Radford	7 p.m.
25	Coastal Carolina	3 p.m.
Mar. 1	Charleston Southern	7 p.m.
4	Winthrop	TBA
7-11	Big South Tournament	TBA

- 1 - U.S. Air Force Academy Tournament in Colorado Springs, Colo.

Boston College



Cathy Inglese
Head Coach

January 8, 2006
Cassell Coliseum
Blacksburg, Va.



Brooke Queenan

Eagles' Quick Facts

Location: Chestnut Hill, Mass.
Founded: 1863
Enrollment: 14,500
Conference: Atlantic Coast
Nickname: Eagles
Colors: Maroon and Gold
Arena: Silvio O. Conte Forum (8,606)
President: Rev. William P. Leahy, S.J.
Athletics Director: Gene DeFilippo
2004-05 Record: 20-10
2004-05 Conf. Record/Finish: 10-6/4th
2004-05 Postseason: NCAA second round
Record vs. Virginia Tech: 2-5

SID: Chris Cameron
WBB Contact: Lisa Cascio
SID Office Phone: (617) 552-3004
E-Mail: cascio@bc.edu
Address: 321 Cone Forum
Chestnut Hill, MA 02467
Fax: (617) 552-4903
Press Row: (617) 552-8989
Web Site: www.bceagles.com
Head Coach: Cathy Inglese (So. Conn. St. '80)
Record at Boston College (years): 218-139
(12 years)
Career Record: 338-213 (19 years)
Assistants: Kelly Cole (Northwestern '91),
Yvonne Hawkins (Ashland '83), Erik Johnson
(UC-San Diego '94)

2005-06 Roster

No.	Name	Pos.	Ht.	Yr.	Hometown/Previous School
1	Christine Smith	G	5-6	Sr.	Los Angeles, Calif./Crossroads
2	Brooke Queenan	F	6-2	Sr.	West Chester, Pa./West Chester
3	Sarah Marshall	G	5-7	Jr.	Falmouth, Me./Catherine McAuley
4	Kindyll Dorsey	G	5-9	Jr.	Manchester, N.H./The Peddie School
10	Laura Lokitis	G	5-5	So.	Norton, Mass./Tabor Academy
11	Kathrin Ress	F	6-4	Jr.	Salomo, Italy/Mount de Chantal Visitation Academy
13	Victoria Jones	G	5-4	Jr.	San Marcos, Texas/Baylor
20	Aja Parham	G/F	6-0	Sr.	San Antonio, Texas/Hanover
21	Corey Rusin	G	5-9	Fr.	Wilmington, Vt./Wilmington
22	Brittany Johnson	G	5-8	Fr.	Chicago, Ill./Fenwick
55	Lisa Macchia	C	6-4	Sr.	Levittown, N.Y./Island Trees

2004-05 Results

Date	Opponent	W/L	Result
20-10, 11-3 BIG EAST			
Nov. 20	Western Michigan ¹	W	71-50
21	at Michigan State	L	78-82
24	Quinnipiac	W	74-43
27	at Massachusetts	W	62-47
Dec. 1	at Holy Cross	W	69-61
4	Northwestern	W	90-63
8	Fordham	W	82-40
11	New Hampshire	W	78-49
22	St. Joseph's	W	65-41
30	George Washington	W	79-60
Jan. 2	at West Virginia	W	69-56
5	at Georgetown	W	78-29
12	Villanova	W	77-63
15	at Stanford	L	66-76
20	West Virginia	W	76-75
24	at Providence	W	92-47
26	Rutgers	L	60-71
29	Pittsburgh	W	72-55
Feb. 2	at Notre Dame	L	57-64
5	St. John's	L	52-69
9	at Connecticut	L	55-80
12	at Syracuse	W	75-50
15	Notre Dame	L	47-54
19	Seton Hall	W	71-44
22	at Rutgers	L	36-54
26	Connecticut	W	51-48
Mar. 1	at St. John's	W	64-55
6	vs. Villanova ²	L	37-41
20	vs. Houston ³	W	65-43
22	vs. Duke ³	L	65-70

1 - Dean Trailways of Michigan Spartan Classic
2 - BIG EAST Championship in Hartford, Conn.
3 - NCAA First/Second Rounds in Chapel Hill, N.C.

2005-06 Schedule

Date	Opponent	Time
Nov. 11	Drexel ¹	7 p.m.
13	TBA ²	2 p.m.
16	TBA ²	TBA
20	TBA ²	TBA
23	Vermont	1 p.m.
26	at North Texas ³	3 p.m.
10	27 New Hampshire/Cornell ³	TBA
30	Holy Cross	7 p.m.
Dec. 3	Ohio State	2 p.m.
8	Massachusetts	7 p.m.
10	at Quinnipiac	1 p.m.
18	Boston University	7:30 p.m.
21	Niagara	7 p.m.
28	Stanford	2 p.m.
31	Colgate	2 p.m.
Jan. 5	Maryland	7 p.m.
8	at Virginia Tech	2 p.m.
14	Duke	7 p.m.
22	at Miami	7 p.m.
29	Longwood	2 p.m.
26	Virginia	7 p.m.
30	at NC State	7 p.m.
Feb. 2	Wake Forest	7 p.m.
5	at Clemson	4 p.m.
9	Georgia Tech	7 p.m.
12	Miami	2 p.m.
16	at Maryland	7 p.m.
20	at North Carolina	7 p.m.
24	NC State	7 p.m.
26	at Florida State	7 p.m.
Mar. 2-5	ACC Tournament ⁴	TBA

1 - NIT First Round at Chestnut Hill, Mass.
2 - NIT
3 - New Hampshire Tourn., at Durham, N.H.
4 - ACC Tournament in Greensboro, N.C.

Virginia



Debbie Ryan
Head Coach

January 16, 2006
Cassell Coliseum
Blacksburg, Va.
February 2, 2006
University Hall
Charlottesville, Va.



Tiffany Sardin

Cavaliers' Quick Facts

Location: Charlottesville, Va.
Founded: 1819
Enrollment: 12,784
Conference: Atlantic Coast
Nickname: Cavaliers
Colors: Blue and Orange
Arena: University Hall (8,394)
President: Dr John T. Casteen III
Athletics Director: Craig Littlepage
2004-05 Record: 21-11
2004-05 Conf. Record/Finish: 8-6/5th
2004-05 Postseason: NCAA Second Round
Record vs. Virginia Tech: 26-6

SID: Rich Murray
WBB Contact: Cathy Bongiovi Stewart
SID Office Phone: (434) 982-5500
E-Mail: cab5er@virginia.edu
Address: P.O. Box 400853, 290 Massie Road,
Onesty Hall, Charlottesville, VA 22904
Fax: (434) 982-5525
Press Row: (434) 296-5910
Web Site: www.virginiaspports.com
Head Coach: Debbie Ryan (Ursinus, '75)
Record at Virginia (years): 612-251 (28)
Career Record: Same
Assistants: Jennifer Hoover (Wake Forest '91),
Curtis Lloyd (Southern Utah '94)

2004-05 Roster

No.	Name	Pos.	Ht.	Yr.	Hometown/Previous School
1	Lyndra Littles	F	6-1	Fr.	Washington, D.C./Archbishop Carroll
4	Siedah Williams	C	6-2	Jr.	Cleveland, Ohio/Regina
5	Sharnae Zoll	G	5-7	So.	Marlboro, N.J./Highland
10	Brenna McGuire	G	5-11	Jr.	Winchester, Mass./Buckingham Browne & Nichols School
12	Britnee Millner	G	5-10	Fr.	Martinsville, Va./Carlisle School
20	Denesha Kenion	G	5-9	So.	Oxon, Md./Oxon Hill
21	Tara McKnight	G	5-5	Jr.	Bluffton, S.C./Hilton Head Prep
23	Takisha Granberry	G	5-11	Fr.	Charlotte, N.C./West Charlotte
30	Abby Robertson	F/C	6-3	Fr.	Springfield, Va./Lake Braddock
33	Tiffany Sardin	F	6-1	Sr.	Chicago, Ill./John Marshall
40	Enongé Stovall	G	5-11	Fr.	Philadelphia, Pa./Archbishop Carroll
41	Lindsay Hayward	C	6-9	Fr.	Rocklin, Calif./Rocklin

2004-05 Results

Date	Opponent	W/L	Result
21-11, 8-6 ACC			
Nov. 11	Arizona State ¹	L	50-60
19	at Cleveland St. ¹	W	65-55
23	Delaware State	W	74-47
27	Richmond	L	57-66
30	Liberty	W	67-58
Dec. 4	vs. Houston ²	L	64-67
5	vs. Northwestern ²	W	55-76
10	Old Dominion	W	72-64
21	St. Francis (Pa.)	W	84-50
28	Albany ³	W	58-33
29	James Madison ³	W	98-52
Jan. 2	South Carolina	W	66-49
6	at Wake Forest	W	85-83
10	at Georgia Tech	W	61-38
14	Duke	L	65-87
16	Clemson	W	68-49
20	Maryland	L	60-63
23	Dartmouth	W	83-70
28	Virginia Tech	W	70-67
31	at Florida State	W	77-62
Feb. 3	at N.C. State	L	56-62
7	North Carolina	L	56-76
10	Miami	L	60-66
13	at Virginia Tech	W	61-58
20	Maryland	W	63-61
24	at North Carolina	L	89-60
27	Wake Forest	W	57-54
Mar. 5	vs. Florida State ⁴	W	71-67
6	vs. North Carolina ⁴	L	72-78
19	vs. Old Dominion ⁵	W	79-57
21	vs. Minnesota ⁵	L	58-73

1 - Women's Sports Foundation Classic in Baton Rouge, La.
2 - Mildred & Roger L. White Invitational in Evanston, Ill.
3 - Cavalier Classic in Charlottesville, Va.
4 - ACC Tournament in Greensboro, N.C.
5 - NCAA First Round in Minneapolis, Minn.
6 - NCAA Second Round in Minneapolis, Minn.

2005-06 Schedule

Date	Opponent	Time
Nov. 18	at George Washington	7 p.m.
20	Wright State	2 p.m.
25	vs. Alabama ¹	TBA
26	vs. Minnesota/Nevada ¹	TBA
Dec. 3	Harvard	7 p.m.
7	at Seton Hall	7 p.m.
18	at Richmond	2 p.m.
20	Marshall	7 p.m.
28	Yale ²	7 p.m.
29	TBA	TBA
Jan. 2	MTSU	4 p.m.
4	at Marquette	7 p.m.
8	at Florida State	TBA
13	NC State	7 p.m.
16	at Virginia Tech	7 p.m.
20	Maryland	7 p.m.
22	at Miami	TBA
26	at Boston College	7 p.m.
29	Florida State	1 p.m.
Feb. 2	Virginia Tech	7 p.m.
5	at Maryland	5 p.m.
10	at Duke	7 p.m.
12	North Carolina	5 p.m.
14	Longwood	7 p.m.
18	at Wake Forest	3 p.m.
23	Georgia Tech	7 p.m.
26	Clemson	2 p.m.
Mar. 2-5	ACC Tournament	TBA

1 - Paradise Jam in St. Thomas, Virgin Islands
2 - Cavalier Classic in Charlottesville, Va.
3 - ACC Tournament in Greensboro, N.C.

Wake Forest



Mike Peterson
Head Coach

January 19, 2006
Lawrence Joel Memorial
Coliseum

Winston-Salem, N.C.

February 26, 2006

Cassell Coliseum

Blacksburg, Va.



Elizabeth Strunk

Location: Winston-Salem, N.C.
Founded: 1834
Enrollment: 3,950
Conference: Atlantic Coast
Nickname: Demon Deacons
Colors: Old Gold and Black
Arena: Lawrence Joel Memorial Coliseum (14,407)
President: Dr. Thomas K. Hearn, Jr.
Athletics Director: Ron Wellman
2004-05 Record: 17-15
2004-05 Conf. Record/Finish: 3-11/10th
2004-05 Postseason: WNIT Third Round
Record vs. Virginia Tech: 2-2

SID: Dean Buchan
WBB Contact: Samantha Perry
SID Office Phone: (336) 758-5640
E-Mail: perryrgb@wfu.edu
Address: P.O. Box 7426 Reynolds Station
Winston-Salem, NC 27104
Fax: (336) 758-5140
Press Row: (336) 727-2945
Web Site: www.wakeforestsports.com
Head Coach: Mike Petersen (NW Christian Col. '83)
Record at WFU (years): 17-15 (1)
Career Record: 205-142 (12 years)
Assistants: Fred Applin (Elon, '85) Natasha Adair (South Florida, '94) Amy Waugh (Xavier, '03)

Demon Deacons' Quick Facts

2005-06 Roster

No.	Name	Pos.	Ht.	Yr.	Hometown/Previous School
1	Porsche Jones	G	5-3	r-Jr.	Winston-Salem, N.C./Carver HS
2	Alex Tchangioue	F	5-11	Fr.	Winston-Salem, N.C./Forsyth Country Day
4	Elizabeth Strunk	G/F	6-1	Sr.	Chattanooga, Tenn./Chattanooga Christian HS
11	Yolanda Lavender	G	5-7	Fr.	Forestville, Md./Forestville
12	Tiara Good	G	5-9	Jr.	Jonesville, S.C./Jonesville HS
13	Cotelia Bond-Young	G	5-7	Sr.	Landover, Md./Elizabeth Seton HS
21	Tara Tate	G	5-10	So.	Morgantown, N.C./Freedom HS
22	Christen Brown	F	6-2	So.	Dalton, Ga./Dalton HS
23	Keila Evans	F	6-3	Sr.	Baltimore, Md./St. Frances HS
25	Maya Bennett	C	6-2	Jr.	Pilot Mountain, N.C./East Surry HS
32	Deirdre Naughton	G	5-10	Fr.	Winnetka, Ill./New Trier
33	Corinne Groves	F	6-3	Fr.	Black Mountain, N.C./Owen
34	Melissa Washington	C	6-5	So.	Upper Marlboro, Md./Largo HS
--	Sarah Riddle	C	6-5	Fr.	Murfreesboro, Tenn./Oakland

2004-05 Results

Date	Opponent	W/L	Result
17-15, 3-11 ACC			
Nov. 19	Hampton	W	82-75
26	Princeton	W	76-43
28	Steson	W	97-58
30	Davidson	W	58-55
Dec. 2	North Carolina A&T	W	92-43
4	Providence	W	78-44
12	at East Carolina	W	70-47
17	vs. Houston ¹	W	65-57
18	vs. Hawaii ²	L	64-68
21	Loyola	W	76-50
28	Alabama A&M	W	70-50
30	at Kentucky	L	61-66
Jan. 3	N.C. State	L	55-81
6	Virginia	L	83-85
10	Savannah State	W	86-37
13	at Miami	W	78-63
19	Duke	L	86-99
23	Clemson	W	86-71
27	at North Carolina	L	61-83
31	at Virginia Tech	L	64-74
Feb. 6	Georgia Tech	L	37-40
10	at Maryland	L	67-77
13	Florida State	L	69-71
16	North Carolina	L	69-78
21	at Clemson	W	68-60
24	N.C. State	L	61-64
27	Virginia	L	54-57
Mar. 4	vs. Virginia Tech ²	W	61-56
5	vs. Duke ²	L	50-107
18	Charlotte ³	W	100-75
21	South Florida ⁴	W	78-63
24	West Virginia ⁵	L	52-65

1 - Paradise Classic in Honolulu, Hawaii
2 - ACC Tournament in Greensboro, N.C.
3 - WNIT First Round in Winston-Salem, N.C.
4 - WNIT Second Round in Winston-Salem, N.C.
5 - WNIT Third Round in Morgantown, W. Va.

2005-06 Schedule

Date	Opponent	Time
Nov. 18	Mercer	7 p.m.
26	at Davidson	2 p.m.
29	at Towson	7:30 p.m.
Dec. 2	vs. St. John's ¹	5:30 p.m.
3	vs. Northwestern/Miami ¹	TBA
13	UNC Greensboro	5:30 p.m.
17	Coppin State	TBA
19	Lipscomb	11 a.m.
22	at Rice	TBA
28	at Richmond	7 p.m.
31	Kentucky	1 p.m.
Jan. 2	at Duke	TBA
7	NC State	3 p.m.
15	at Clemson	3 p.m.
19	Virginia Tech	7 p.m.
22	at Georgia Tech	1 p.m.
27	North Carolina	7 p.m.
29	Maryland	3 p.m.
Feb. 2	at Boston College	7 p.m.
5	Miami	3 p.m.
9	at NC State	7 p.m.
12	Clemson	1 p.m.
18	Virginia	3 p.m.
21	Savannah State	7 p.m.
23	at Florida State	TBA
26	at Virginia Tech	2 p.m.
Mar. 2-5	ACC Tournament ²	TBA

1 - Mildred L & Roger White Invitational in Evanston, Ill.
2 - ACC Tournament in Greensboro, N.C.

Maryland



Brenda Frese
Head Coach

January 23, 2006
Cassell Coliseum
Blacksburg, Va.



Shay Doron

Location: College Park, Md.
Founded: 1807
Enrollment: 35,329
Conference: Atlantic Coast
Nickname: Terrapins, Terps
Colors: Red, White, Black and Gold
Arena: Comcast Center (17,950)
President: Dr. C.D. Mote, Jr.
Athletics Director: Deborah A. Yow
2004-05 Record: 22-10
2004-05 Conf. Record/Finish: 7-7/6th
2004-05 Postseason: NCAA second round
Final ranking last year (poll): 24th (USA Today/ESPN/WBCA)
Record vs. Virginia Tech: 1-5

SID: Doug Dull
WBB Contact: Natalia Ciccone
SID Office Phone: (301) 314-7063
E-Mail: nciccone@umd.edu
Address: 2725 Comcast Center, Terrapin Trail
P.O. Box 295, College Park, Md. 20742
Fax: (301) 314-9094
Press Row: (301) 314-8624
Web Site: www.umterps.com
Head Coach: Brenda Frese (Arizona '93)
Record at UM (years): 50-41 (3)
Career Record: 107-71 (6)
Assistants: Jeff Walz (Northern Kentucky '95), Erica Floyd (Ohio State '93), Joanna Bernabei (West Liberty '97)

Terrapins' Quick Facts

2005-06 Roster

No.	Name	Pos.	Ht.	Yr.	Hometown/Previous School
1	Crystal Langhorne	C/F	6-3	So.	Willingboro, N.J./Willingboro
15	Laura Harper	F	6-4	So.	Elkins Park, Pa./Cheltenham
20	Kristi Toliver	G	5-8	Fr.	Harrisonburg, Va./Harrisonburg
21	Ashleigh Newman	G	5-10	So.	Shelbyville, Tenn./Shelbyville Central
22	Shay Doron	G	5-9	Jr.	Great Neck, N.Y./Christ the King
24	Kalika France	G	5-9	Jr.	Forestville, Md./Bishop McNamara
25	Marissa Coleman	G/F	6-1	Fr.	Cheltenham, Md./St. John's College (D.C.)
32	Charmaine Carr	F	6-1	Sr.	Accokeek, Md./Gwynn Park
40	Angel Ross	C	6-2	Sr.	Midlothian, Va./Midlothian
44	Aurelie Noirez	C	6-2	Jr.	Vandoeuvre, France/Lycée François Arago
55	Jade Perry	F/C	6-1	So.	Central City, Ky./Muhlenberg North

2004-05 Results

Date	Opponent	W/L	Result
22-10, 7-7 ACC			
Nov. 19	at Appalachian St	W	94-74
21	Siena	W	73-53
26	vs. LSU ¹	L	51-64
27	vs. Pennsylvania ¹	W	76-56
30	Loyola	W	77-36
Dec. 4	at Xavier	W	74-72
7	St. Bonaventure	W	91-42
12	Monmouth N.J.	W	81-49
20	Coppin State	W	83-51
29	Massachusetts ²	W	67-63
30	Marshall ²	W	83-68
Jan. 2	at Virginia Tech	L	67-77
9	North Carolina	W	92-77
13	Georgia Tech	W	72-65
16	at Florida State	L	91-95
20	Virginia	W	63-60
23	N.C. State	L	55-67
27	Duke	L	57-60
29	Arizona	W	84-77
Feb. 3	Georgia Tech	W	84-67
6	Clemson	W	87-82
10	Wake Forest	W	77-67
13	Duke	L	49-60
17	at Miami	W	70-65
20	Virginia	L	61-63
24	Virginia Tech	L	79-87
28	Northern Colorado	W	87-79
Mar. 4	Clemson ³	W	66-55
5	N.C. State ³	W	63-56
6	Duke ⁴	L	44-74
20	UW-Green Bay ⁴	W	65-55
22	Ohio State ⁵	L	65-75

1 - Coors Classic in Boulder, Colo.
2 - Terrapin Classic in College Park, Md.
3 - ACC Tournament in Greensboro, N.C.
4 - NCAA First Round in College Park, Md.
5 - NCAA Second Round in College Park, Md.

2005-06 Schedule

Date	Opponent	Time
Nov. 18	at Siena	7 p.m.
20	Xavier	2 p.m.
24	vs. TBA ¹	TBA
25	vs. TBA ¹	TBA
26	TBA ¹	TBA
Dec. 1	Appalachian State	7 p.m.
5	Mt. St. Mary's	2 p.m.
7	at Monmouth	7 p.m.
11	Arizona	1 p.m.
13	Coppin State	7 p.m.
22	at George Mason	7 p.m.
29	Central Connecticut State ²	7 p.m.
30	Furman/UMES ²	7 p.m.
Jan. 2	Manhattan	7 p.m.
5	at Boston College	7 p.m.
8	Duke	1 p.m.
16	Florida State	4:30 p.m.
20	at Virginia	7 p.m.
23	at Virginia Tech	7 p.m.
26	Georgia Tech	7 p.m.
29	at Wake Forest	3 p.m.
Feb. 1	Miami	7 p.m.
5	Virginia	Noon
9	at North Carolina	7 p.m.
13	at Duke	7:30 p.m.
16	Boston College	7 p.m.
19	at NC State	1 p.m.
23	Clemson	7 p.m.
26	Northern Colorado	2 p.m.
Mar. 2-5	ACC Tournament ³	TBA

1 - Paradise Jam in U.S. Virgin Islands
2 - Terrapin Classic in College Park, Md.
3 - ACC Tournament in Greensboro, N.C.

Miami



Katie Meier
Head Coach

January 29, 2006
Convocation Center
Coral Gables, Fla.



Tamara James



Hurricanes' Quick Facts

Location: Coral Gables, Fla.
Founded: 1926
Enrollment: 15,248
Conference: Atlantic Coast
Nickname: Hurricanes
Colors: Orange, Green and White
Arena: Convocation Center (7,000)
President: Dr. Donna E. Shalala
Athletics Director: Paul Dee
2004-05 Record: 13-16
2004-05 Conf. Record/Finish: 4-10/9th
2004-05 Postseason: None
Record vs. Virginia Tech: 4-3

SID: Mark Pray
WBB Contact: Scott Moody
SID Office Phone: (305) 284-3236
E-Mail: smooody@miami.edu
Address: 5821 San Amaro Drive, Coral Gables, FL 33146
Fax: (305) 284-2807
Press Row: (305) TBA
Web Site: www.hurricanesports.com
Head Coach: Katie Meier (Duke '90)
Record at Miami (years): 0-0 (First)
Career Record: 76-45 (5)
Assistants: Tombi Bell (Florida '01), Darrick Gibbs (Wofford '00), Angie Hembree (Georgia State '83)

2005-06 Roster

No.	Name	Pos.	Ht.	Yr.	Hometown/Previous School
00	Amy Audibert	P	6-3	Jr.	Niagara Falls, Ontario/A.N. Myer
1	Tatjana Marinic	G/F	6-2	Sr.	Mississauga, Ontario/T.L. Kennedy
2	Tamara James	G/F	5-9	Sr.	Dania, Fla./South Broward
3	Melissa Knight	F	5-11	r-Sr.	Philadelphia, Pa./William Penn Charter
4	Lamese James	F/C	6-0	So.	Dania, Fla./South Broward/Patterson School
5	Imani Dhahabu	F/C	6-1	Jr.	Vallejo, Calif./Salesian
20	Albrey Grimsley	G	5-9	So.	Fort Pierce, Fla./Centennial
23	LaToya Cunningham	G	5-6	Fr.	La Jolla, Calif./La Jolla Country Day
24	Renee Taylor	G	5-2	Jr.	Harlem, N.Y./Monroe CC
30	Selena Eskinazi-Budge	G	5-9	So.	Beachwood, Ohio/Beachwood
32	Brittany Denson	C	6-3	Fr.	Winter Haven, Fla./Winter Haven
33	Marianne Curtis	G	5-8	Fr.	Miami, Fla./Miami Sunset
40	Katie Hayek	G	5-9	Sr.	Lancaster, Pa./Lancaster Catholic

2004-05 Results

Date	Opponent	W/L	Result
Nov. 19	Gardner Webb ¹	W	65-47
21	TCU ¹	W	68-57
23	at Hartford	L	53-63
26	Oregon	L	73-79
27	UMES	W	88-64
30	at George Mason	L	35-60
Dec. 4	Florida International	L	62-67
6	Texas Tech	L	49-109
13	Central Florida	W	69-50
20	Montana	W	55-49
28	Fairfield ³	W	84-70
29	Loyola Marymount ³	W	78-67
Jan. 2	Coppin State	W	93-83
9	at Florida State	L	56-65
13	Wake Forest	L	63-78
17	at North Carolina	L	52-83
20	at N.C. State	L	59-73
23	Georgia Tech	L	46-62
27	Florida State	W	62-57
31	at Clemson	W	83-69
Feb. 3	Duke	L	63-72
6	Virginia Tech	W	78-67
10	at Virginia	W	66-60
14	N.C. State	L	68-71
17	Maryland	L	65-70
24	at Duke	L	61-95
27	at Virginia Tech	L	45-90
Mar. 4	vs. Georgia Tech ⁴	W	60-58
5	vs. North Carolina ⁴	L	57-64

- 1 - Hurricane Classic in Coral Gables, Fla.
- 2 - Island University Tournament in Brooklyn, N.Y.
- 3 - Holiday Classic in Coral Gables, Fla.
- 4 - ACC Tournament in Greensboro, N.C.

2005-06 Schedule

Date	Opponent	Time
Nov. 18	Samford	7 p.m.
25	Bradley ¹	7 p.m.
26	Duquesne/Oaland ¹	TBA
30	George Mason	7 p.m.
Dec. 2	Fairleigh Dickinson	7 p.m.
3	Siena	5 p.m.
6	Florida International	7 p.m.
10	Hartford	5 p.m.
16	at Montana	TBA
20	at UCF	TBA
28	North Carolina A&T ²	7 p.m.
29	Mississippi/Maine ²	TBA
Jan. 5	at Georgia Tech	7 p.m.
9	North Carolina	7 p.m.
12	at Clemson	7 p.m.
15	vs. Georgia ³	3 p.m.
19	Boston College	7 p.m.
22	Virginia	TBA
26	at NC State	7 p.m.
29	Virginia Tech	TBA
Feb. 1	at Maryland	7 p.m.
5	at Wake Forest	3 p.m.
9	Florida State	7 p.m.
12	at Boston College	2 p.m.
17	at Florida State	8:30 p.m.
19	Duke	TBA
26	Georgia Tech	1 p.m.
Mar. 2-5	ACC Tournament ⁴	TBA

- 1 - Thanksgiving Tournament in Coral Gables, Fla.
- 2 - Hurricane Holiday Tournament in Coral Gables, Fla.
- 3 - Russell Athletic Shootout in Duluth, Ga.
- 4 - ACC Tournament in Greensboro, N.C.

Duke



Gail Goestenkers
Head Coach

February 6, 2006
Cassell Coliseum
Blacksburg, Va.
February 22, 2006
Cameron Indoor Stadium
Durham, N.C.



Monique Currie



Blue Devils' Quick Facts

Location: Durham, N.C.
Founded: 1838 Trinity College
Enrollment: 6,347
Conference: Atlantic Coast
Nickname: Blue Devils
Colors: Royal Blue and White
Arena: Cameron Indoor Stadium
President: Dr. Richard H. Brodhead
Athletics Director: Joe Alleva
2004-05 Record: 31-5
2004-05 Conf. Record/Finish: 12-2/tied-1st
2004-05 Postseason: NCAA elite eight
Final ranking last year (poll): 7th (Associated Press); 8th (USA Today/ESPN/WBCA)
Record vs. Virginia Tech: 4-2

SID: Art Chase
WBB Contact: Lindy Brown
SID Office Phone: (919) 684-2664
E-Mail: lbrown@duaa.duke.edu
Address: Box 90557, Durham, N.C. 27708-0557
Fax: (919) 684-2489
Press Row: (919) 684-6186
Web Site: www.GoDuke.com
Head Coach: Gail Goestenkers (Saginaw Valley State '85)
Record at Duke (years): 333-93 (13)
Career Record: same
Assistants: Gale Valley (Michigan State '81), Tia Jackson (Iowa, '95), Shannon Perry (Iowa '98)

2005-06 Roster

No.	Name	Pos.	Ht.	Yr.	Hometown/Previous School
1	Mistie Williams	C	6-3	Sr.	Janesville, Wisc./Parker
2	Emily Waner*	G	5-8	So.	Highlands Ranch, Colo./ThunderRidge/Colorado
3	Laura Kurz	G/F	6-1	So.	Lower Gwynedd, Pa./Germantown Academy
4	Abby Waner	G	5-10	Fr.	Highlands Ranch, Colo./ThunderRidge
10	Lindsey Harding	G	5-8	Jr.	Houston, Texas/CY-Fair
11	Chante Black	C	6-5	So.	Winston-Salem, N.C./East Forsyth
23	Wanisha Smith	G	5-11	So.	Upper Marlboro, Md./Rivendale Baptist
24	Jessica Foley	G	6-0	Sr.	Wodonga, Victoria, Australia/AIS
25	Monique Currie	G/F	6-0	Sr.	Washington, D.C./The Bullis School
30	Carrem Gay	F	6-2	Fr.	New York, N.Y./Christ The King
31	Keturah Jackson	G/F	6-0	Fr.	Columbia, S.C./Dreher
43	Alison Bales	C	6-7	Jr.	Dayton, Ohio/Beavercreek

* had to sit out the 2004-05 season due to NCAA regulations on transferring

2004-05 Results

Date	Opponent	W/L	Result
Nov. 12	Davidson ¹	W	89-69
14	South Florida ¹	W	82-50
17	at Notre Dame ¹	L	65-76
19	Penn State	W	66-58
26	vs. Stephen F. Austin ²	W	84-29
27	vs. Kansas State ²	W	61-53
Dec. 2	at Tennessee	W	59-57
4	Pacific	W	86-30
12	Liberty	W	83-48
15	Jacksonville State	W	99-36
18	vs. Purdue	W	66-48
20	at Ball State	W	81-31
29	vs. Rhode Island ³	W	89-63
31	at Auburn	W	80-61
Jan. 4	Holy Cross	W	101-42
9	Virginia Tech	W	88-67
14	at Virginia	W	87-65
17	Georgia Tech	W	82-59
19	at Wake Forest	W	99-86
24	at North Carolina	L	51-56
27	Maryland	W	60-57
30	at N.C. State	W	52-49
Feb. 3	at Miami	W	72-63
6	Florida State	W	75-64
13	at Maryland	W	60-49
17	Clemson	W	72-48
20	at Georgia Tech	W	73-55
24	Miami	W	95-61
27	North Carolina	L	68-77
Mar. 5	vs. Wake Forest ⁴	W	107-50
6	vs. Maryland ⁴	W	74-44
7	vs. North Carolina ⁴	L	67-88
20	vs. Canisius ⁵	W	80-48
22	Boston College ⁶	W	70-65
26	Georgia ⁷	W	63-57
28	Louisiana State ⁸	L	49-59

- 1 - Preseason WNIT in Durham, N.C.
- 2 - Junkanoo Jam in the Grand Bahamas Island
- 3 - Auburn Christmas Tournament in Auburn, Ala.
- 4 - ACC Tournament in Greensboro, N.C.
- 5 - NCAA First Round in Chapel Hill, N.C.
- 6 - NCAA Second Round in Chapel Hill, N.C.
- 7 - NCAA Third Round in Chattanooga, Tenn.
- 8 - NCAA Elite Eight in Chattanooga, Tenn.

2005-06 Schedule

Date	Opponent	Time
Nov. 18	at Penn State	7 p.m.
20	at Old Dominion	2 p.m.
22	Fairfield	7 p.m.
26	Arkansas State ¹	3:30 p.m.
27	Auburn/George Mason ¹	TBA
Dec. 4	at Texas	1:30 p.m.
6	at TCU	6 p.m.
19	Ball State	7 p.m.
22	Colorado State	7 p.m.
28	vs. St. John's ²	11 p.m.
30	vs. San Diego/Montana State ²	TBA
Jan. 2	Wake Forest	TBA
5	Florida State	7 p.m.
8	at Maryland	1 p.m.
11	at Georgia Tech	7 p.m.
14	at Boston College	7 p.m.
16	at Holy Cross	7 p.m.
19	NC State	7 p.m.
23	Tennessee	7:30 p.m.
26	at Clemson	7 p.m.
29	North Carolina	7 p.m.
Feb. 6	at Virginia Tech	7 p.m.
10	Virginia	7 p.m.
13	Maryland	7:30 p.m.
19	at Miami	TBA
22	Virginia Tech	7 p.m.
25	at North Carolina	2 p.m.
Mar. 2-5	at ACC Tournament ³	TBA

- 1 - Duke Classic in Durham, N.C.
- 2 - San Diego Tournament in San Diego, Calif.
- 3 - ACC Tournament in Greensboro, N.C.

Clemson

February 9, 2006
 Cassell Coliseum
 Blacksburg, Va.



Christy McKinney
 Head Coach



Amanda Frist

Lady Tigers' Quick Facts

Location: Clemson, S.C.
 Founded: 1889
 Enrollment: 17,110
 Conference: Atlantic Coast
 Nickname: Lady Tigers
 Colors: Purple and Orange
 Arena: Littlejohn Coliseum (10,980)
 President: James F. Baker
 Athletics Director: Terry Don Phillips
 2004-05 Record: 8-20
 2004-05 Conf. Record/Finish: 2-12/11th
 2004-05 Postseason: None
 Record vs. Virginia Tech: 3-2

SID: Tim Bourret
 WBB Contact: Philip Sikes
 SID Office Phone: (864) 656-1985
 E-Mail: philips@clemson.edu
 Address: P.O. Box 31, Jervy Athletic Center,
 100 Perimeter Road, Clemson, S.C. 29633
 Fax: (864) 656-0299
 Press Row: (864) 654-3326
 Web Site: www.clemsontiger.com
 Head Coach: Christy McKinney (NC State '79)
 Record at Clemson (years): 0-0 (1)
 Career Record: 216-139
 Assistants: Shanice Stephens (Oklahoma
 State '93), Itoro Coleman (Clemson '00), Todd
 Steelman (John Brown '89)

2005-06 Roster

No.	Name	Pos.	Ht.	Yr.	Hometown/Previous School
1	Maxiene White	G/F	6-1	So.	Pensacola, Fla./Pensacola HS
2	Tasha Taylor	G	5-9	So.	Columbus, Ga./Carver HS
5	Christy Brown	G	5-6	Fr.	Atlanta, Ga./Holy Innocents' HS
12	Julie Talley	G	5-6	Sr.	Salem, S.C./Seneca HS
13	Reggie Maddox	G	5-9	Sr.	Dyersburg, Tenn./Chipola JC
20	Susan Yenser	G/F	5-11	Fr.	Marietta, Ga./Harrison HS
22	Tasha Phillips	G	5-9	Sr.	Willisburg, Ky./Ginger HS
23	D'Leshia Lloyd	G/F	6-0	So.	Columbia, S.C./Lower Richland HS
24	Lauren Allen	F	6-2	Sr.	Decatur, Ga./Southwest DeKalb HS
25	Khaili Sanders	F	6-3	Sr.	Atlanta, Ga./North Atlanta HS
30	Moreemi Davis	F/C	6-3	So.	Perry, Ga./Perry HS
33	Carrie Whitehurst	F	6-0	Jr.	Duluth, Ga./Chattahoochee HS
44	Amanda Frist	C	6-4	Sr.	Fountain Inn, S.C./Hillcrest HS
50	Adrienne Bradshaw	C	6-4	So.	Greensboro, N.C./High Point Central HS

2004-05 Results

Date	Opponent	W/L	Results
Nov. 19	Western Carolina	W	68-44
21	Appalachian State	W	62-55
24	at UCLA	L	52-83
26	at San Diego	L	73-74
30	Furman	L	59-76
Dec. 3	at South Carolina	W	87-79
5	Morehead State	W	72-48
11	Pittsburgh	W	51-38
16	at Wagner	W	80-50
18	Rutgers	L	51-66
21	at Mississippi	L	54-67
Jan. 2	Georgetown	W	71-62
9	N.C. State	W	78-65
13	Florida State	L	57-68
16	at Virginia	L	49-68
20	Virginia Tech	L	66-81
23	at Wake Forest	L	71-86
26	at Georgia Tech	L	48-53
31	Miami	L	69-83
Feb. 4	North Carolina	L	55-99
6	Maryland	L	82-87
9	at Florida State	L	61-82
13	at Georgia	L	60-88
17	at Duke	L	48-72
21	Wake Forest	L	60-68
24	Georgia Tech	W	58-49
28	at N.C. State	L	45-69
Mar. 4	Maryland ¹	L	55-66

1 - ACC Tournament in Greensboro, N.C.

2005-06 Schedule

Date	Opponent	Time
Nov. 11	vs. Missouri ¹	11:30 p.m.
12	vs. Arizona State/Vanderbilt ¹	TBA
18	Tennessee Tech	TBA
21	Mississippi	5:30 p.m.
25	vs. Belmont ²	9 p.m.
26	vs. Austin Peay/Memphis ²	TBA
30	at Furman	7 p.m.
Dec. 3	UCLA	7 p.m.
11	San Diego	2 p.m.
18	Wagner	3 p.m.
20	Winthrop	7 p.m.
23	Savanna State	3 p.m.
30	at Georgetown	7 p.m.
Jan. 2	South Carolina	7 p.m.
6	at North Carolina	7 p.m.
8	Georgia Tech	3 p.m.
12	Miami	7 p.m.
15	Wake Forest	3 p.m.
21	at Florida State	TBA
26	Duke	7 p.m.
Feb. 5	at Georgia Tech	2 p.m.
29	Boston College	4 p.m.
9	at Virginia Tech	7 p.m.
12	at Wake Forest	1 p.m.
16	NC State	7 p.m.
19	Florida State	3 p.m.
23	at Maryland	7 p.m.
26	at Virginia	2 p.m.
Mar. 2-5	ACC Tournament ³	TBA

1 - Arizona State Tournament in Tempe, Arizona
 2 - Memphis Tournament in Memphis, Tenn.
 3 - ACC Tournament in Greensboro, N.C.

Florida State

February 13, 2006
 Tucker Center
 Tallahassee, Fla.



Sue Semrau
 Head Coach



Ganiyat Adeduntan

Seminole's Quick Facts

Location: Tallahassee Fla.
 Founded: 1851
 Enrollment: 37,328
 Conference: Atlantic Coast
 Nickname: Seminoles
 Colors: Garnet and Gold
 Arena: Tucker Center (12,100)
 President: Dr. T.K. Wetherell
 Athletics Director: Dave Hart, Jr.
 2004-05 Record: 24-8
 2004-05 Conf. Record/Finish: 9-5/4th
 2004-05 Postseason: NCAA second round
 Record vs. Virginia Tech: 13-8

SID: Rob Wilson
 WBB Contact: Tina Thomas
 SID Office Phone: (850) 644-1065
 E-Mail: tthomas@mailier.fsu.edu
 Address: P.O. Box 2195, Tallahassee, FL 32316
 Fax: (850) 644-3820
 Press Row: (850) 224-8790
 Web Site: www.seminoles.com
 Head Coach: Sue Semrau (California-San Diego
 '85)
 Record at Florida State (years): 116-118 (8)
 Career Record: same
 Assistants: Cori Close (UC-Santa Barbara '93),
 Angie Johnson (Louisville '91), Lance White
 (Texas Tech '96)

2005-06 Roster

No.	Name	Pos.	Ht.	Yr.	Hometown/Previous School
1	Dranadia Roc	G	5-7	Fr.	Montreal, Quebec/Vanier Prep College
2	LaQuinta Neely	G	5-9	Sr.	Laurens, S.C./Laurens HS
3	Tiffany Buckelew	G	5-11	So.	Cleveland, Tenn./Bradley Central HS
4	Cayla Moore	F	6-2	Fr.	Westover, Ga./Westover HS
10	Mara Freshour	G	6-1	Fr.	Nashville, In./Brown County HS
12	Holly Johnson	G	5-8	Sr.	Phoenix, Ariz./Mountain Pointe HS
15	Kyria Buford	F	6-1	Fr.	Charlotte, N.C./Victory Christian
20	Tanae Davis	G	5-11	Fr.	Dawson, Ga./Terrell County HS
21	Christie Lautsch	F	6-4	So.	Smyrna, Ga./Campbell HS
22	Shante Williams	G	5-7	So.	Jacksonville, Fla./Ribault Senior HS
23	Alicia Gladden	G	5-11	Jr.	Orange Park, Fla./Orange Park HS
31	Ganiyat Adeduntan	G	6-1	Sr.	Athens, Ga./Clarke Central HS
33	Brittany Miller	C	6-4	Fr.	Buchanan, Ga./Harrison HS
34	Hannah Linquist	C	6-4	Sr.	Swannanoa, N.C./Owen HS
44	Nikki Anthony	C	6-3	So.	Pickens, S.C./Pickens HS

2004-05 Results

Date	Opponent	W/L	Result
Nov. 19	Xavier	W	56-48
22	at Florida	W	72-62
26	vs. Eastern Kentucky ¹	W	70-53
27	Miami (Ohio)	W	82-56
Dec. 2	Florida A&M	W	85-66
12	at New Orleans	W	62-44
15	Florida Atlantic	W	65-40
18	UT-Arlington	W	72-70
20	vs. Fordham ²	W	65-51
21	vs. Towson ²	W	67-56
22	vs. Charlotte ²	W	83-72
28	vs. Louisville ³	W	69-54
29	vs. Montana ³	L	49-60
31	Colgate	W	64-43
Jan. 6	Georgia Tech	L	58-59
9	Miami	W	65-56
13	at Clemson	W	68-57
16	Maryland	W	95-91
20	North Carolina	W	79-73
24	at Virginia Tech	W	81-78
27	at Miami	L	57-62
31	Virginia	L	62-77
Feb. 3	at Lipscomb	W	73-49
6	at Duke	L	64-75
9	Clemson	W	82-61
13	at Wake Forest	W	71-69
17	at N.C. State	L	43-71
19	Virginia Tech	W	94-83
27	at Georgia Tech	W	51-49
Mar. 5	vs. Virginia ⁴	L	67-71
20	vs. Richmond ⁵	W	87-54
22	vs. Connecticut	L	52-70

1 - Seminole Classic in Tallahassee, Fla.
 2 - San Juan, Puerto Rico
 3 - Montana Invitational in Missoula, Mont.
 4 - ACC Tournament in Greensboro, N.C.
 5 - NCAA First Round in Storrs, Conn.
 6 - NCAA Second Round in Storrs, Conn.

2005-06 Schedule

Date	Opponent	Time
Nov. 18	Georgia Southern	7 p.m.
20	Washington	2 p.m.
23	Florida	7 p.m.
26	Western Carolina ¹	2 p.m.
27	Wright State/Montana ¹	TBA
Dec. 2	Mississippi State	4:30 p.m.
4	UCF	2 p.m.
6	at Tulsa	TBA
17	at Florida Atlantic	7 p.m.
21	at Xavier	7 p.m.
28	at Fordham	7 p.m.
30	Lipscomb	TBA
Jan. 2	at Florida	7 p.m.
5	at Duke	7 p.m.
8	Virginia	2 p.m.
16	at Maryland	4:30 p.m.
19	Clemson	7 p.m.
22	at North Carolina	TBA
29	at Virginia	1 p.m.
Feb. 2	at Georgia Tech	7 p.m.
5	NC State	2 p.m.
9	at Miami	7 p.m.
13	Virginia Tech	7 p.m.
17	Miami	8:30 p.m.
19	at Clemson	3 p.m.
23	Wake Forest	3:30 p.m.
26	Boston College	7 p.m.
Mar. 2-5	ACC Tournament ²	TBA

1 - Seminole Classic in Tallahassee, Fla.
 2 - ACC Tournament in Greensboro, N.C.

North Carolina



Sylvia Hatchell
Head Coach

February 17, 2006
Cassell Coliseum
Blacksburg, Va.



Ivory Latta



Tar Heels' Quick Facts

Location: Chapel Hill, N.C.
Founded: 1789
Enrollment: 25,480 (15,844 undergraduates)
Conference: Atlantic Coast
Nickname: Tar Heels
Colors: Carolina Blue and White
Arena: Carmichael Auditorium (10,180)
Chancellor: Dr. James Moeser
Athletics Director: Dick Baddour
2004-05 Record: 30-4
2004-05 Conf. Record/Finish: 12-2/tied - 1st
2004-05 Postseason: NCAA Elite Eight
Final ranking last year (poll): 4th (Associated Press); 6th (USA Today/ESPN/WBCA)
Record vs. Virginia Tech: 7-2

SID: Steve Kirschner
WBB Contact: Dana Gelin
SID Office Phone: (919) 962-0083
E-Mail: dgelin@unca.unc.edu
Address: P.O. Box 2126, Chapel Hill, N.C. 27515
Fax: (919) 962-0612
Press Row: (919) 843-9509
Web Site: www.TarHeelBlue.com
Head Coach: Sylvia Hatchell (Carson-Newman '74)
Record at North Carolina (years): 412-186 (19)
Career Record: 684-266 (30)
Assistants: Andrew Calder (Coker '74), Tracy Williams (UNC Pembroke '86), Charlotte Smith-Taylor (UNC '95)

2005-06 Roster

No.	Name	Pos.	Ht.	Yr.	Hometown/Previous School
1	Jennifer Nelms	G	5-7	Sr.	Spotsylvania, Va./Spotsylvania
2	Erlana Larkins	F	6-2	So.	Riviera Beach, Fla./The Benjamin School
11	Alex Miller	G	5-7	So.	Durham, N.C./Hillside
12	Ivory Latta	G	5-6	Jr.	McConnells, S.C./York Comprehensive
14	Heather Clayton	G	5-9	Fr.	Verona, Va./Fort Defiance
15	Christina DeWitt	F	6-3	Fr.	Little River, S.C./North Myrtle
20	Camille Little	F/G	6-1	Jr.	Winston-Salem, N.C./Carver
21	Iman McFarland	F	6-2	Fr.	Temple Hills, Md./Bishop McNamara
22	LaTangela Atkinson	G/F	6-1	Sr.	Bishopville, S.C./Lee Central
24	Meghan Austin	G	5-9	r-So.	Lynchburg, Va./Lafayette
30	LaToya Pringle	F/C	6-3	So.	Fayetteville, N.C./Seventy-First
31	Laydrillia Grant	C	6-3	Fr.	Edgemoor, S.C./Lewisville
32	Rashanda McCants	F	6-3	Fr.	Asheville, N.C./Asheville
34	Martina Wood	F/C	6-3	Fr.	Charlotte, N.C./Patterson School
44	Jessica Sell	G	5-11	Sr.	Barrackville, W. Va./North Marion

2004-05 Results

Date	Opponent	W/L	Result
Nov. 19	Elon	W	86-40
21	vs. Connecticut ¹	W	71-65
23	Charleston Southern	W	88-33
27	vs. Villanova ²	W	63-56
28	UNLV ²	W	84-76
Dec. 1	Wofford	W	89-51
2	UT-Martin	W	96-36
5	at Penn State	L	71-77
12	Coastal Carolina	W	94-52
19	vs. Georgia State	W	79-44
28	Lipscomb	W	91-45
30	Old Dominion	W	79-55
Jan. 6	Winthrop	W	79-29
9	at Maryland	L	77-92
14	at N.C. State	W	77-75
17	Miami	W	83-52
20	at Florida State	L	73-79
24	Duke	W	56-59
27	Wake Forest	W	83-61
30	at Georgia Tech	W	55-41
Feb. 4	Clemson	W	99-55
7	at Virginia	W	76-56
11	Virginia Tech	W	93-67
16	at Wake Forest	W	78-69
20	N.C. State	W	75-72
24	Virginia	W	89-60
27	at Duke	W	77-68
Mar. 5	vs. Miami ³	W	64-57
6	vs. Virginia ³	W	78-72
7	Duke ³	W	88-67
20	Coppin State ⁴	W	97-62
22	George Washington ⁵	W	71-47
26	vs. Arizona State ⁶	W	79-72
28	vs. Baylor ⁷	L	63-72

1 - Jimmy V Classic in Raleigh, N.C.
2 - UNLV Lady Rebel Shootout in Las Vegas, Nev.
3 - ACC Tournament in Greensboro, N.C.
4 - NCAA First Round in Chapel Hill, N.C.
5 - NCAA Second Round in Chapel Hill, N.C.
6 - NCAA Third Round in Tempe, Ariz.
7 - NCAA Elite Eight in Tempe Arizona

2005-06 Schedule

Date	Opponent	Time
Nov. 18	Davidson	7 p.m.
21	Liberty	7 p.m.
25	vs. Arizona State ¹	TBA
26	vs. TCU ¹	TBA
29	UNC-Asheville	6 p.m.
Dec. 1	Charleston Southern	7 p.m.
2	South Florida	7 p.m.
5	at Connecticut ²	TBA
8	Wofford	7 p.m.
17	Coastal Carolina	2 p.m.
20	vs. Vanderbilt ³	7 p.m.
29	at Old Dominion	7 p.m.
31	College of Charleston	2 p.m.
Jan. 6	Clemson	7 p.m.
9	at Miami	7 p.m.
12	Florida State	7 p.m.
15	at NC State	5 p.m.
18	Georgia Tech	7 p.m.
27	at Wake Forest	7 p.m.
29	at Duke	7 p.m.
Feb. 2	NC State	7 p.m.
5	at Georgia Tech	2 p.m.
9	Maryland	7 p.m.
12	at Virginia	5 p.m.
17	at Virginia Tech	6:30 p.m.
20	Boston College	7 p.m.
25	Duke	2 p.m.
Mar. 2-5	ACC Tournament ⁴	TBA

1 - Caribbean Classic in Cancun, Mexico
2 - Jimmy V Classic in Raleigh, N.C.
3 - Myrtle Beach, S.C.
4 - ACC Tournament in Greensboro, N.C.

Georgia Tech



MaChelle Joseph
Head Coach

February 19, 2006
Memorial Coliseum at
McDonald's Center
Atlanta, Ga.



Stephanie Higgs



Yellow Jackets' Quick Facts

Location: Atlanta, Ga.
Founded: 1855
Enrollment: 16,000
Conference: Atlantic Coast
Nickname: Yellow Jackets, Rambling Wreck
Colors: Old Gold and White
Arena: Alexander Memorial Coliseum at McDonald's Center (9,191)
President: Dr. G. Wayne Clough
Athletics Director: Dave Braine
2004-05 Record: 13-14
2004-05 Conf. Record/Finish: 4-10/tied-8th
2004-05 Postseason: None
Record vs. Virginia Tech: 0-2

SID: Allison George
WBB Contact: Cheryl Watts
SID Office Phone: (404) 894-5445
E-Mail: cwatts@at.gtaa.gatech.edu
Address: 150 Bobby Dodd Way, Atlanta, Ga. 30332
Fax: (404) 894-1248
Press Row: (404) 894-5458
Web Site: www.ramblinwreck.com
Head Coach: MaChelle Joseph (Purdue '92)
Record at Georgia Tech (years): 27-29 (2)
Career Record: same
Assistants: Sadiya Jones (Southeastern Oklahoma State '99), Seth Kushkin (Wisconsin '92), Sytia Messer (Arkansas '00)

2005-06 Roster

No.	Name	Pos.	Ht.	Yr.	Hometown/Previous School
1	Jacqua Williams	G	5-6	Fr.	Seattle, Wash./Rainier Beach
3	Stephanie Higgs	G	5-9	Jr.	Lawrenceville, Ga./Central Gwinnett
5	Jill Ingram	G	5-9	So.	Charlotte, N.C./Providence Day School
11	Giuliett Ancora	G	5-11	So.	Melbourne, Australia/St. Columba's College
12	Tabitha Turner	F	6-0	Fr.	Miami, Fla./Monsignor Edward Pace
13	Lauren Sauer	F/C	6-4	r-Sr.	Huntsville, Ala./Grisson
15	Megan Harpring	G	5-9	Sr.	Dunwoody, Ga./Marist
21	Janie Mitchell	F	6-0	So.	Jackson, Miss./Callaway
24	Meagan Samis	F	6-1	r-So.	Oklahoma City, Okla./Casady
25	Kentrina Wilson	F	6-1	Jr.	Deerfield Beach, Fla./Deerfield Beach
32	Jessica Williams	F	6-1	Sr.	Riverdale, Ga./Riverdale
35	Kasha Terry	F/C	6-3	Sr.	Douglasville, Ga./Douglas County
42	April Phillips	G	5-11	Fr.	Long Beach, Calif./Long Beach Poly
44	Chioma Nnamaka	G	5-11	So.	Uppsala, Sweden/Fryshuset Kunskaups Centrum
44	Cheythoria Phillips	G/F	6-0	Sr.	Raleigh, N.C./Southeast Raleigh
45	Daphne Mitchell	F	6-3	So.	Atlanta, Ga./Woodward Academy

2004-05 Results

Date	Opponent	W/L	Result
Nov. 19	Georgia State	W	72-30
23	Old Dominion	W	71-64
28	Princeton	W	60-50
Dec. 3	Princeton	W	60-50
5	Grambling State	W	66-52
12	at Tulsa	L	47-55
17	at St. John's	L	65-69
21	Samford	W	64-52
30	Miss. Valley State ¹	W	74-41
31	Alcorn State ¹	W	62-43
Jan. 3	UAB	W	74-49
6	at Florida State	W	59-58
10	Virginia	L	38-61
13	Maryland	L	65-72
17	at Duke	L	59-82
23	at Miami	W	62-46
26	Clemson	W	53-48
30	North Carolina	L	41-55
Feb. 3	at Maryland	L	67-84
6	Wake Forest	W	40-37
10	N.C. State	L	59-83
13	Arkansas	L	59-71
16	at Virginia Tech	L	48-73
20	Duke	L	55-73
24	at Clemson	W	58-49
27	Florida State	L	49-51
Mar. 4	vs. Miami ²	L	58-60

1 - GT Holiday Tourney in Atlanta, Ga.
2 - ACC Tournament in Greensboro, N.C.

2005-06 Schedule

Date	Opponent	Time
Nov. 18	at UAB	7 p.m.
20	Arkansas-Pine Bluff	2 p.m.
23	College of Charleston	7 p.m.
27	Appalachian State	2 p.m.
30	at Georgia State	6 p.m.
Dec. 4	at Georgia	2 p.m.
9	San Diego	7 p.m.
18	Tulsa	2 p.m.
20	Longwood	7 p.m.
22	Troy	12 p.m.
30	Alabama State ¹	1 p.m.
31	Brown/Massachusetts ¹	TBA
Jan. 5	Miami	7 p.m.
8	at Clemson	3 p.m.
11	Duke	7 p.m.
15	vs. Kentucky ²	12:30 p.m.
18	at North Carolina	7 p.m.
22	Wake Forest	1 p.m.
26	at Maryland	7 p.m.
29	Clemson	2 p.m.
Feb. 2	Florida State	7 p.m.
5	North Carolina	2 p.m.
9	at Boston College	7 p.m.
12	at NC State	2 p.m.
19	Virginia Tech	2 p.m.
23	at Virginia	7 p.m.
26	at Miami	1 p.m.
Mar. 2-5	ACC Tournament ³	TBA

1 - GT Holiday Tourney in Atlanta, Ga.
2 - Russell Athletic Shootout in Duluth, Ga.
3 - ACC Tournament in Greensboro, N.C.

Travel Plans

SMU Hoops for the Cure Classic

Depart Wed., Nov. 23 from Roanoke Regional Airport for Dallas, Texas, by commercial flight. Return Sun., Nov. 27 by commercial flight
Radisson • 6060 N. Central Expressway,
Dallas, TX 75206 • 214-691-6581

Richmond

Depart Sat., Dec. 3 for Richmond, Va., by bus
Return Sun., Dec. 4 following game by bus
Downtown Marriott • 500 East Broad Street
Richmond, VA 23219 • 804-264-8414

Caribbean Classic

Depart Fri., Dec. 16 from Roanoke Regional Airport for Cancun, Mexico, by commercial flight. Return Wed., Dec. 21 by commercial flight
Moon Palace Resort • Cancun, Mexico • 970-223-6644

NC State

Depart Sun., Jan. 1 for Raleigh, N.C., by bus
Return, Mon., Jan. 2 following game by bus
Embassy Suites • 4700 Creedmoor Road
Raleigh, NC 27612 • 919-645-1466

Wake Forest

Depart Wed., Jan. 18 for Winston-Salem, N.C., by bus
Return, Thurs., Jan. 19 following game by bus
Embassy Suites • 460 North Cherry Street
Winston-Salem, NC 27101 • 336-728-4022

Miami

Depart Sat., Jan. 28 from Roanoke Regional Airport for Miami, Fla., by charter flight. Return Sun., Jan. 29 following game by charter flight
Doubletree Hotel • 2649 South Bayshore Drive
Miami, FL 33133 • 786-866-8212

Virginia

Depart Wed., Feb. 1 for Charlottesville, Va., by bus
Return Thurs., Feb. 2 following game by bus
Omni Hotel • 235 W. Main Street
Charlottesville, VA 22902 • 434-971-5500

Florida State

Depart Sun., Feb. 12 from Roanoke Regional Airport for Tallahassee, Fla., by charter flight. Return Mon., Feb. 13 following game by charter flight
Doubletree • 101 South Adams Street
Tallahassee, FL 32301 • 850-224-5000

Georgia Tech

Depart Sat., Feb. 18 from Roanoke Regional Airport for Atlanta, Ga., by charter flight. Return Sun., Feb. 19 following game by charter flight
The Georgia Tech Hotel and Conference Center
800 Spring Street NW • Atlanta, GA 30308 • 404-838-2115

Duke

Depart Tue., Feb. 21 for Durham, N.C. by bus
Return Wed., Feb. 22 following game by bus
Washington Duke Inn • 3001 Cameron Blvd.
Durham, NC 27705 • 919-313-2160

ACC Tournament

Travel TBA

Sheraton Four Seasons • 3121 High Point Road
Greensboro, NC 27407 • 336-292-0189

Dallas, Texas

Cancun, Mexico

Miami, Florida

Atlanta, Georgia

All-Time Series

Opponent	Record	Streak	Last Meeting	Score	Date
Air Force	1-0	Won 1	W	75-70	Nov. 27, 1991
Akron	2-0	Won 2	W	80-59	Dec. 28, 1998
Alabama	2-0	Won 2	W	72-59	Dec. 4, 2004
American	1-1	Won 1	W	92-57	Dec. 4, 1981
Appalachian State	11-2	Won 3	W	75-55	Nov. 30, 1999
Auburn	1-4	Won 1	W	76-61	Mar. 15, 1999
Boston College	5-2	Won 2	W	80-64	Jan. 24, 2004
Bradley	2-0	Won 2	W	76-62	Jan. 12, 1994
Bridgewater	2-1	Won 1	W	70-58	Dec. 6, 1978
Campbell	1-0	Won 1	W	70-59	Dec. 30, 1995
Carson Newman	1-0	Won 1	W	71-56	Dec. 19, 1980
Charleston	9-3	Won 8	W	77-50	Feb. 17, 1989
Cincinnati	12-10	Won 4	W	55-52	Feb. 23, 1991
Charlotte	11-8	Won 7	W	72-61	Dec. 30, 1999
Chattanooga	3-0	Won 3	W	64-45	Dec. 3, 1994
Clemson	2-3	Won 2	W	81-66	Jan. 20, 2005
Colgate	2-0	Won 2	W	94-50	Dec. 30, 1987
Colorado State	1-0	Won 1	W	73-69	Dec. 19, 1993
Connecticut	1-9	Lost 8	L	34-48	Mar. 7, 2004
Cornell	1-0	Won 1	W	73-50	Dec. 29, 1996
Davidson	10-	Won 1	W	87-62	Dec. 30, 2004
Dayton	11-2	Won 1	W	68-63	Feb. 27, 2000
Delaware	2-0	Won 2	W	74-61	Dec. 20, 1985
DePaul	1-1	Lost 1	^L	78-79	Mar. 20, 2005
Detroit	0-1	Lost 1	L	47-65	Dec. 28, 1981
Denver	1-0	Won 1	^W	77-57	Mar. 16, 2001
Drexel	1-0	Won 1	W	92-41	Dec. 29, 1992
Duke	2-4	Lost 2	L	67-88	Jan. 9, 2005
Duquesne	7-3	Won 6	W	66-52	Dec. 29, 2002
Eastern Illinois	0-1	Lost 1	L	65-70	Nov. 24, 1990
East Carolina	3-2	Won 2	W	77-45	Dec. 9, 1998
East Tennessee State	8-7	Won 3	W	77-71	Jan. 2, 1994
Emory & Henry	2-0	Won 2	W	61-52	Dec. 9, 1977
Evansville	0-0				First Meeting
Florida	0-2	Lost 2	^L	57-89	Mar. 16, 1998
Florida International	0-1	Lost 1	L	70-79	Nov. 29, 2002
Florida State	8-13	Lost 8	L	83-94 3ot	Feb. 19, 2005
Fordham	8-0	Won 8	W	80-67	Jan. 6, 2005
Furman	2-0	Won 2	W	83-70	Dec. 28, 2003
Gardner Webb	2-0	Won 2	W	76-39	Dec. 28, 2001
George Mason	3-2	Won 1	W	66-57	Dec. 29, 1998
George Washington	9-10	Won 1	#W	68-52	Mar. 16, 2002
Georgetown	3-2	Lost 1	L	50-70	Jan. 17, 2004
Georgia	0-3	Lost 3	L	60-65	Nov. 17, 1999
Georgia Southern	1-0	Won 1	W	84-61	Dec. 20, 1983
Georgia State	1-0	Won 1	W	80-56	Mar. 16, 2000
Georgia Tech	2-0	Won 2	W	73-48	Feb. 16, 2005
Hampton	3-0	Won 3	W	83-43	Dec. 29, 2001
High Point	0-0				First Meeting
Houston	0-1	Lost 1	#L	72-77 ot	Mar. 23, 2002
Howard	2-0	Won 2	W	89-75	Dec. 10, 1983
Illinois	0-1	Lost 1	L	66-68	Nov. 30, 1991
Iona	1-0	Won 1	W	50-49	Jan. 22, 1999
Iowa	1-0	Won 1	^W	89-76	Mar. 21, 2004
Iowa State	1-0	Won 1	W	67-57	Nov. 28, 2003
James Madison	20-12	Won 7	W	80-67	Nov. 23, 2004
Kentucky	1-1	Won 1	W	76-66	Feb. 19, 1989
Lamar	0-1	Lost 1	L	54-71	Nov. 23, 1990
LaSalle	7-4	Won 6	W	64-57	Feb. 24, 2000
Lenoir Rhyne	0-1	Lost 1	L	73-87	Feb. 1, 1979
Liberty	11-0	Won 11	W	66-55	Dec. 7, 2004
Longwood	2-1	Won 1	W	81-55	Feb. 15, 1979
Louisiana State	1-1	Lost 1	L	65-66	Nov. 25, 2001
Louisiana Monroe	0-0				First Meeting
Louisville	17-15	Won 4	W	68-60	Feb. 26, 1995
Loyola (Md.)	1-0	Won 1	W	58-55	Dec. 30, 1996
Maine	1-0	Won 1	W	79-68	Dec. 29, 2000
Marshall	8-1	Won 8	W	84-78	Dec. 30, 1992
Maryland	5-1	Won 4	W	87-79	Feb. 24, 2005
Maryland-Baltimore Co.	1-0	Won 1	W	89-36	Dec. 29, 1997
Massachusetts	4-5	Lost 1	L	54-58	Mar. 4, 2000
Memphis	8-11	Won 7	W	77-73	Feb. 2, 1991
Mercer	2-0	Won 2	W	117-84	Feb. 16, 1987
Miami	3-4	Won 1	W	90-45	Feb. 27, 2005
Miami (Ohio)	1-0	Won 1	W	77-60	Nov. 21, 2003
Michigan	0-1	Lost 1	L	63-79	Nov. 29, 1996
Michigan State	1-0	Won 1	W	50-36	Nov. 25, 2000

Opponent	Record	Streak	Last Meeting	Score	Date
Minnesota	0-1	Lost 1	L	56-70	Nov. 20, 2004
Mississippi	0-2	Lost 2	L	57-60	Dec. 29, 1987
Mississippi State	4-1	Won 2	W	63-56	Nov. 29, 2003
Morehead State	5-0	Won 5	W	86-52	Feb. 25, 1993
Norfolk State	3-2	Won 3	W	73-37	Jan. 12, 1981
North Carolina	2-7	Lost 4	L	67-93	Feb. 11, 2005
North Carolina State	0-5	Lost 5	L	75-76 ot	Jan. 17, 2005
Northwestern	1-1	Lost 1	L	64-70	Dec. 20, 1986
Northwestern State (La.)	1-0	Won 1	W	71-46	Nov. 24, 2001
UNC Asheville	1-0	Won 1	W	85-47	Dec. 28, 2000
UNC Greensboro	5-1	Won 4	W	54-46	Nov. 22, 2002
Northern Arizona	0-1	Lost 1	L	50-80	Dec. 19, 1995
Notre Dame	1-5	Lost 1	L	40-53	Jan. 10, 2004
Ohio University	1-3	Lost 1	L	66-67 ot	Nov. 28, 1994
Oklahoma State	1-0	Won 1	W	83-77	Dec. 20, 1994
Old Dominion	5-19	Lost 1	L	56-87	Nov. 27, 2004
Oregon	0-1	Lost 1	L	53-73	Nov. 27, 1999
Penn State	0-1	Lost 1	^L	48-61	Mar. 23, 2004
Pittsburgh	5-2	Won 5	W	85-55	Feb. 28, 2004
Providence	5-1	Won 3	W	77-56	Feb. 21, 2004
Purdue	0-1	Lost 1	^L	62-80	Mar. 24, 2003
Queens College	1-0	Won 1	W	100-51	Dec. 27, 1981
Radford	18-8	Won 6	W	78-56	Dec. 31, 2002
Randolph-Macon	1-0	Won 1	W	76-64	Jan. 30, 1986
Rhode Island	4-2	Won 4	W	68-37	Mar. 3, 2000
Richmond	4-4	Won 3	W	79-63	Feb. 2, 2005
Roanoke College	3-0	Won 2	W	103-67	Feb. 20, 1982
Rutgers	2-4	Lost 2	L	43-56	Jan. 7, 2004
St. Bonaventure	5-1	Won 4	W	73-56	Feb. 17, 2000
St. Francis (Pa.)	1-0	Won 1	W	77-62	Dec. 12, 2004
St. Joseph's (Pa.)	3-1	Won 3	W	62-53	Jan. 23, 2000
St. John's	4-2	Won 4	W	69-38	Mar. 2, 2004
St. Mary's (Calif.)	1-0	Won 1	W	68-58	Nov. 28, 1997
St. Peter's (N.J.)	1-0	Won 1	^W	73-48	Mar. 13, 1999
Seton Hall	5-0	Won 5	W	48-42	Feb. 18, 2004
Siena	0-1	Lost 1	L	64-69	Dec. 30, 1997
South Carolina	6-15	Lost 1	L	51-66	Feb. 16, 1991
South Florida	8-1	Won 2	W	85-69	Feb. 19, 1995
Southern Methodist	0-0				First Meeting
Southern Mississippi	11-19	Won 1	W	105-40	Dec. 28, 2004
Southern Utah	1-0	Won 1	W	63-55	Nov. 26, 1999
Southwest Missouri State	0-1	Lost 1	L	45-61	Nov. 17, 1994
Stetson	0-1	Lost 1	L	77-83	Nov. 24, 1995
Syracuse	4-2	Won 4	W	75-60	Jan. 31, 2004
Tennessee	0-7	Lost 7	^L	52-68	Mar. 20, 1999
Tennessee-Martin	1-0	Won 1	W	87-55	Dec. 28, 2002
Tennessee Tech	0-1	Lost 1	L	79-94	Nov. 23, 1984
Texas A&M-Chorpus Christi	0-0				First Meeting
Texas Tech	1-1	Won 1	W	71-70	Dec. 19, 2004
Towson	1-0	Won 1	W	92-61	Dec. 29, 1990
Tulane	9-8	Won 1	W	77-65	Feb. 12, 1995
Valparaiso	1-0	Won 1	W	64-57	Nov. 19, 2004
Vanderbilt	0-1	Lost 1	L	63-78	Nov. 29, 1991
Vermont	1-0	Won 1	#W	76-48	Mar. 20, 2002
Villanova	3-4	Won 1	W	63-50	Jan. 14, 2004
Virginia	6-26	Lost 2	L	58-61	Feb. 13, 2005
Virginia Commonwealth	17-7	Lost 2	L	60-65	Feb. 17, 1997
Virginia State	2-3	Won 2	W	62-45	Dec. 11, 1980
Virginia Union	2-3	Lost 2	L	51-55	Feb. 21, 1981
Wake Forest	2-2	Lost 1	L	56-61	Mar. 4, 2005
Washington State	1-0	Won 1	W	72-50	Nov. 30, 2002
West Virginia	10-5	Lost 1	L	66-69	Feb. 10, 2004
West Virginia State	1-0	Won 1	W	93-40	Nov. 25, 1989
West Virginia Wesleyan	2-0	Won 2	W	100-46	Nov. 18, 1980
Western Carolina	2-0	Won 2	W	102-43	Dec. 1, 1993
Western Michigan	1-0	Won 1	W	72-57	Dec. 18, 2004
William & Mary	11-1	Won 9	W	72-53	Jan. 2, 1995
Wingate	1-0	Won 1	W	58-43	Dec. 1, 1992
Winthrop	2-0	Won 2	W	75-45	Dec. 6, 1994
Wisconsin	1-0	Won 1	W	75-64	Mar. 14, 1998
Xavier	2-9	Lost 3	L	46-68	Feb. 10, 2000
Yale	1-0	Won 1	W	95-66	Jan. 9, 1982
Youngstown State	0-1	Lost 1	L	81-92	Jan. 18, 1992

Bold indicates 2005-06 opponents
 ^NCAA Tournament game
 #WNIT game

Year-by-Year vs. Opponents

Boston College (5-2)

Dec. 29, 1989	hW	74-65
Jan. 17, 2001	aW	64-52
Feb. 18, 2001	hL (OT)	59-65
Jan. 9, 2002	hW	73-52
Feb. 16, 2003	aL	47-65
Mar. 9, 2003	nW (OT)	74-70
Jan. 24, 2004	hW	80-64

Clemson (2-3)

Dec. 29, 1984	aL	90-101
Nov. 27, 1985	hL	76-77
Dec. 18, 2000	aL	59-80
Jan. 3, 2002	hW	68-58
Jan. 20, 2005	aW	81-66

Denver (0-0)

First Meeting

Duke (2-4)

Jan. 24, 1981	hW	65-66
Dec. 11, 1981	aL	58-71
Dec. 5, 1992	aL	63-85
Nov. 15, 1998	aW	72-70
Dec. 8, 1999	hL	61-70
Jan. 9, 2005	aL	67-88

Evansville (0-0)

First Meeting

Florida State (8-13)

Dec. 17, 1979	aL	57-67
Feb. 9, 1980	aW	77-54
Jan. 16, 1982	hL	82-93
Feb. 4, 1984	hW	68-63
Jan. 6, 1985	aL	77-85
Mar. 3, 1985	nW	86-65
Jan. 4, 1986	hW	73-68
Jan. 3, 1987	hW	91-78
Jan. 31, 1987	aL	65-70
Mar. 5, 1987	hW	68-67
Jan. 30, 1988	aL	59-61
Feb. 20, 1988	hW	97-81
Jan. 21, 1989	hW	68-67
Jan. 28, 1989	aL	66-69
Jan. 6, 1990	hL	64-68
Feb. 3, 1990	aL	52-69
Jan. 7, 1991	hL	64-78
Feb. 18, 1991	aL	53-76
Nov. 26, 2000	aL	57-77
Jan. 24, 2005	hL (2OT)	78-81
Feb. 19, 2005	aL (3OT)	83-94

Georgia Tech (2-0)

Mar. 22, 2003	nW	61-59
Feb. 16, 2005	hW	73-48

High Point (0-0)

First Meeting

James Madison (20-12)

Feb. 19, 1977	hW	56-46
Mar. 3, 1977	nL	37-47
Feb. 16, 1978	aL	47-65
Jan. 30, 1979	hW	57-49
Mar. 1, 1979	hL	64-66
Jan. 29, 1980	aW	62-55
Jan. 28, 1981	hW	66-58
Mar. 6, 1981	aW	71-65

Feb. 10, 1982	aW	85-74
Feb. 16, 1983	hW	57-47
Feb. 21, 1984	aL	59-72
Jan. 21, 1985	hW	73-62
Feb. 5, 1986	aL	59-81
Jan. 15, 1987	hW	63-61
Jan. 25, 1988	aL	39-79
Dec. 10, 1988	hL	49-72
Feb. 17, 1990	aW (OT)	53-50
Jan. 21, 1991	hL	48-64
Feb. 17, 1992	aL	62-75
Feb. 9, 1993	hW	81-60
Jan. 25, 1994	aW	74-60
Jan. 23, 1995	hW	68-54
Jan. 11, 1996	aL	58-75
Dec. 5, 1996	hL	54-56
Dec. 21, 1997	aL	70-77
Nov. 24, 1998	hW	72-54
Dec. 2, 1999	aW	66-50
Nov. 21, 2000	hW	78-60
Dec. 21, 2001	aW	70-47
Dec. 7, 2002	hW (OT)	77-73
Dec. 21, 2003	aW	60-53
Nov. 23, 2004	aW	80-67

Liberty (11-0)

Feb. 16, 1982	hW	77-44
Feb. 28, 1983	aW	78-74
Jan. 8, 1988	hW	80-54
Feb. 4, 1989	aW	77-56
Nov. 13, 1998	aW	69-55
Nov. 15, 1999	hW	60-45
Nov. 17, 2000	hW	72-51
Dec. 8, 2001	aW	56-40
Dec. 14, 2002	aW	53-50
Jan. 2, 2004	hW	52-45
Dec. 7, 2004	aW	66-55

Longwood (2-1)

Jan. 25, 1977	hW	59-47
Feb. 7, 1978	aL	59-68
Feb. 15, 1979	hW	81-55

Louisiana Monroe (0-0)

First Meeting

Marshall (7-1)

Nov. 28, 1978	aL	57-70
Jan. 10, 1980	hW	70-57
Feb. 16, 1981	aW	79-61
Jan. 18, 1982	hW	71-52
Nov. 29, 1982	aW	73-69
Dec. 17, 1983	hW	76-64
Feb. 12, 1985	aW	85-74
Dec. 14, 1985	hW	91-71

Maryland (5-1)

Nov. 15, 1994	aW	68-53
Mar. 18, 2000	hL (OT)	60-68
Dec. 11, 2002	aW	60-57
Dec. 13, 2003	hW	63-43
Jan. 2, 2005	hW	77-67
Feb. 24, 2005	aW	87-79

Miami (3-4)

Jan. 7, 2001	hW	64-51
Feb. 5, 2002	hW	72-60
Feb. 20, 2002	aL	53-55
Jan. 28, 2003	aL (OT)	66-67

Feb. 14, 2004	hL	56-65
Feb. 6, 2005	aL	67-78
Feb. 27, 2005	hW	90-45

North Carolina (2-7)

Nov. 28, 1979	aL	73-82
Feb. 13, 1981	hW	76-74
Feb. 21, 1983	aL	83-103
Dec. 30, 1983	nL	52-73
Dec. 1, 1984	nW	74-73
Dec. 4, 1985	aL	73-75
Dec. 19, 1991	aL	62-76
Dec. 30, 1994	hL	52-57
Feb. 11, 2005	aL	67-93

North Carolina State (0-5)

Nov. 24, 1980	aL	68-94
Jan. 25, 1982	hL	47-48
Dec. 6, 1982	aL	63-79
Dec. 31, 1983	nL	63-64
Jan. 17, 2005	hL (OT)	75-76

Old Dominion (5-19)

Feb. 2, 1977	aL	39-82
Jan. 27, 1978	hL	48-108
Mar. 2, 1978	nL	53-83
Feb. 8, 1979	aL	47-91
Feb. 5, 1980	hL	52-78
Feb. 23, 1981	aL	39-85
Mar. 6, 1981	hL	54-65
Dec. 7, 1981	hL	45-82
Dec. 20, 1982	aL	53-84
Mar. 1, 1984	hL	67-100
Jan. 30, 1985	hL	76-86
Nov. 30, 1985	aW	73-72
Dec. 19, 1986	aL	54-76
Jan. 20, 1988	hL	56-77
Dec. 17, 1988	aL	63-68
Dec. 21, 1989	hL	72-84
Dec. 8, 1990	aL	69-80
Dec. 7, 1991	hL	55-71
Dec. 19, 1992	aW	76-63
Dec. 21, 2001	aW	69-57
Nov. 19, 2002	hW	68-62
Dec. 21, 2002	aL	49-63
Dec. 3, 2003	hW	79-72
Nov. 27, 2004	aL	56-87

Radford (18-8)

Jan. 12, 1977	aL	50-60
Jan. 24, 1978	hL	52-73
Feb. 20, 1978	aL	68-81
Feb. 14, 1979	hL	60-66
Feb. 23, 1980	aW	63-62
Nov. 28, 1981	hW	81-63
Dec. 9, 1982	aW	73-63
Feb. 27, 1985	hW	71-64
Feb. 18, 1986	aL	81-86
Dec. 6, 1986	hW	64-55
Feb. 10, 1988	aW	77-74
Mar. 1, 1989	hW	71-59
Feb. 28, 1990	aW	66-54
Feb. 21, 1991	hW	87-49
Feb. 12, 1992	aL	72-75
Jan. 20, 1993	hW	81-68
Feb. 1, 1994	aW	72-63
Dec. 1, 1994	hW	72-43
Nov. 29, 1995	aL	64-81
Dec. 11, 1996	hL	83-84

Dec. 10, 1997	aW	84-67
Nov. 22, 1998	hW	86-52
Jan. 2, 2000	aW	66-42
Dec. 9, 2000	hW	71-45
Dec. 12, 2001	aW	80-46
Dec. 31, 2002	hW	78-56

Richmond (4-4)

Dec. 5, 1987	hW	70-58
Jan. 4, 1989	aL	54-79
Dec. 30, 1989	aL	58-66
Feb. 20, 1996	hL	55-64
Dec. 19, 1996	aL	76-82
Dec. 2, 2000	aW	77-74
Nov. 15, 2001	hW	76-62
Feb. 2, 2005	hW	79-63

Southern Methodist (0-0)

First Meeting

Texas A&M Corpus Christi (0-0)

First Meeting

Texas Tech (1-1)

Mar. 18, 2001	aL	52-73
Dec. 19, 2004	nW (OT)	71-70

Virginia (6-26)

Dec. 9, 1976	aL	52-54
Feb. 23, 1977	hL	58-67
Jan. 9, 1978	aL	39-54
Mar. 3, 1978	nL	38-58
Jan. 17, 1979	hL	58-64
Jan. 14, 1980	nL	38-48
Jan. 3, 1981	nL	43-58
Mar. 7, 1981	nL	41-49
Feb. 6, 1982	nW	63-56
Jan. 8, 1983	aL	66-70
Jan. 4, 1984	nL	70-88
Jan. 16, 1985	aL	62-74
Dec. 10, 1985	nL	58-87
Dec. 9, 1986	aL	43-73
Dec. 8, 1987	hL	57-74
Nov. 29, 1988	aL	73-75
Jan. 3, 1989	hL	77-79
Nov. 28, 1990	aL	44-93
Dec. 8, 1992	hL	59-93
Dec. 8, 1993	aL	66-78
Jan. 13, 1995	hW	69-62
Dec. 6, 1995	aL	38-80
Feb. 6, 1997	hL	41-90
Nov. 25, 1997	aL	49-64
Nov. 30, 1998	hW	81-65
Dec. 20, 1999	aL	62-67
Nov. 30, 2000	hW	57-56
Nov. 29, 2001	aL	58-60
Dec. 3, 2002	hW	72-56
Nov. 23, 2003	aW	63-62
Jan. 28, 2005	aL	67-70
Feb. 13, 2005	hL	58-61

Wake Forest (2-2)

Dec. 9, 1978	hL	56-75
Dec. 29, 2003	hW	70-59
Jan. 31, 2005	hW	74-64
Mar. 4, 2005	nL	56-61

Western Michigan (1-0)

Dec. 18, 2005	nW	72-57
---------------	----	-------



THE ATLANTIC COAST CONFERENCE



**There's nothing quite like ACC Basketball ...
it's action-packed and thrilling. The Hokies
are proud to be a part of the most exciting
and most televised conference in the nation.
— Beth Dunkenberger**



The Atlantic Coast Conference

The Tradition

Consistency. It is the mark of true excellence in any endeavor.

However, in today's intercollegiate athletics, competition has become so balanced and so competitive that it is virtually impossible to maintain a high level of consistency.

Yet the Atlantic Coast Conference has defied the odds. Now in its 53rd year of competition, the ACC has long enjoyed the reputation as one of the strongest and most competitive intercollegiate conferences in the nation. And that is not mere conjecture — the numbers support it.

Since the league's inception in 1953, ACC schools have captured 94 national championships, including 49 in women's competition and 45 in men's. In addition, NCAA individual titles have gone to ACC student-athletes 119 times in men's competition and 61 times in women's action.

Since the inception of women's basketball in the ACC in 1977, a tradition of excellence has been established.

Over the years, ACC women's basketball teams have gained global recognition through their television exposure. The 2005-06 schedule features 40 televised games, including 11 national telecasts (six games on Fox Sports Net and affiliates and five on ESPN2). In addition, 29 match-ups will be featured on the league's regional sports network which includes Comcast SportsNet, Fox Sports Net South and Sun Sports. In all, the ACC will make 75 television appearances this season.

The league's women's basketball programs rank among the best in the country in terms of the NCAA Tournament, having made 103 appearances and won 137 games in the last 28 years, 11 of them as a number one seed. The league boasts such national accomplishments as sending at least one team to the "Sweet 16" for 17 consecutive years. The conference has also made ten trips to the Final Four in the last 24 years with two teams finishing second and North Carolina capturing the National Championship in 1994.

Since 1989, the ACC has placed nine players on the All-Final Four team, including Staley and Smith, who were dubbed Most Outstanding Players. In all, 50 ACC players have been named to NCAA Tournament All-Region teams, with eight Most Outstanding Player recognitions.

Three players have garnered national player of the year accolades while competing under the ACC banner. Virginia's Dawn Staley was a back-to-back selection in 1991 and 1992, while North Carolina's Charlotte Smith received the ESPY award in 1995. Duke's Alana Beard was recognized with national player of the year honors in both 2003 and 2004.



Five league coaches have combined to earn 11 national coach of the year awards. Duke's Gail Goestenkors, North Carolina's Sylvia Hatchell, Virginia's Debbie Ryan, Maryland's Chris Weller and NC State's Kay Yow have all garnered national recognition.

Seven ACC representatives, including coaches and student-athletes, have participated in the Olympics. NC State's Kay Yow, assisted by Sylvia Hatchell of North Carolina, headed up the 1988 gold medal-winning Olympic team. Maryland's Vicky Bullett was a member of both the 1988 and 1992 Olympic teams. Three-time Olympian and Virginia graduate, Dawn Staley struck gold in Athens as a member of the 2004 Olympic squad. Duke's Gail Goestenkors served as an assistant coach on the gold-medal winning team in Athens.

Since the inaugural season of the Women's National Basketball Association in 1997, the

ACC has been a recognizable presence in the league. Forty-three former ACC stars have played on the hardwood in the WNBA, while five former players have worked the sidelines as coaches.

The ACC also stands at the forefront of intercollegiate athletics in terms of the academic accomplishments of its student-athletes. Since 1983, 381 women's basketball players have received ACC Academic Honor Roll recognition. The 2003-04 academic year included 39 selections. In addition, ACC women's basketball players have earned first-team Academic All-America honors six times, including Virginia's Val Ackerman in 1981, the former President of the WNBA. In 1997, NC State's Jennifer Howard was tabbed GTE CoSIDA Academic Player of the Year after posting a 4.0 grade point average throughout her career. Thirteen players have earned ACC postgraduate scholarships, while three others were named NCAA Postgraduate Scholars.

2004-05 in Review

The 2004-05 academic year concluded with the league pocketing three more national team titles and seven individual NCAA crowns. In all, the ACC has won 51 national team titles over the last 15 years.

The ACC's 2004-05 national champions were Wake Forest in field hockey, North Carolina in men's basketball and Duke in women's golf. In addition, a total of 181 student-athletes from the ACC earned first-, second- or third-team All-America honors this past year.

The Championships

The conference will conduct championship competition in 25 sports during the 2005-06 academic year - 12 for men and 13 for women.

The first ACC championship was held in swimming on February 25, 1954. The conference did not conduct championships in cross country, wrestling or tennis during the first year.

The 12 sports for men include football, cross country, soccer, basketball, swimming, indoor and outdoor track, wrestling, baseball, tennis, golf and lacrosse. Fencing, which was started in 1971, was discontinued in 1981.

Women's sports were initiated in 1977 with the first championship meet being held in tennis at Wake Forest University.

Championships for women are currently conducted in cross country, volleyball, field hockey, soccer, basketball, swimming, indoor and outdoor track, tennis, golf, lacrosse, softball and rowing.

A History

The Atlantic Coast Conference was founded on May 8, 1953, at the Sedgefield Inn near Greensboro, N.C., with seven charter members — Clemson, Duke, Maryland, North Carolina, North Carolina State, South Carolina and Wake Forest — drawing up the conference bylaws.

The withdrawal of seven schools from the Southern Conference came early on the morning of May 8, 1953, during the Southern Conference's annual spring meeting. On June 14, 1953, the seven members met in Raleigh, N.C., where a set of bylaws was adopted and the name became officially the Atlantic Coast Conference.

Suggestions from fans for the name of the new conference appeared in the region's newspapers prior to the meeting in Raleigh. Some of the names suggested were: Dixie, Mid South, Mid Atlantic, East Coast, Seaboard, Colonial, Tobacco, Blue-Gray, Piedmont, Southern Seven and the Shoreline.

Duke's Eddie Cameron recommended that the name of the conference be the Atlantic Coast Conference, and the motion was passed unanimously. The meeting concluded with each member institution assessed \$200.00 to pay for conference expenses.

On December 4, 1953, conference officials met again at Sedgefield and officially admitted the University of Virginia as the league's eighth member. The first, and only, withdrawal of a school from the ACC came on June 30, 1971, when the University of South Carolina tendered its resignation.

The ACC operated with seven members until April 3, 1978, when the Georgia Institute of Technology was admitted. The Atlanta school had withdrawn from the Southeastern Conference in January of 1964.

The ACC expanded to nine members on July 1, 1991, with the addition of Florida State University.

The conference expanded to 11 members on July 1, 2004, with the addition of the University of Miami and Virginia Polytechnic Institute and State University. On October 17, 2003, Boston College accepted an invitation to become the league's 12th member starting July 1, 2005.

The Schools

Boston College was founded in 1863 by the Society of Jesus to serve the sons of Boston's Irish immigrants and was the first institution of higher education to be founded in the city of Boston. Originally located on Harrison Avenue in the South End of Boston, the College outgrew its urban setting toward the end of its first fifty years. A new location was selected in Chestnut Hill and ground for the new campus was broken on June 19, 1909. During the 1940s, new purchases doubled the size of the main campus. In 1974, Boston College acquired Newton College of the Sacred Heart, 1.5 miles away. With 15 buildings on 40 acres, it is now the site of the Law School and residence halls. In 2004, BC purchased 43 acres of land from the archdiocese of Boston; this now forms the Brighton campus.

Clemson University is nestled in the foothills of the Blue Ridge Mountains near the Georgia

border, and the tiger paws painted on the roads make the return to I-85 easier. The school is built around Fort Hill, the plantation home of John C. Calhoun, Vice President to Andrew Jackson. His son-in-law, Tom Clemson, left the land to be used as an agricultural school, and in 1893 Clemson opened its doors as a land-grant school, thanks to the efforts of Ben Tillman.

Duke University was founded in 1924 by tobacco magnate James B. Duke as a memorial to his father, Washington Duke. Originally the school was called Trinity College, a Methodist institution, started in 1859. In 1892, Trinity moved to west Durham where the east campus with its Georgian architecture now stands. Nearby are Sarah P. Duke gardens, and further west the Gothic spires of Duke chapel overlook the west campus.

Florida State University is one of 10 universities of the State University System of Florida. It was established as the Seminary West of the Suwannee by an act of the Florida Legislature in 1851, and first offered instruction at the post-secondary level in 1857. Its Tallahassee campus has been the site of an institution of higher education longer than any other site in the state. In 1905, the Buckman Act reorganized higher education in the state and designated the Tallahassee school as the Florida Female College. In 1909, it was renamed Florida State College for Women. In 1947, the school returned to a co-educational status, and the name was changed to Florida State University.

Next to I-85 in downtown Atlanta stands **Georgia Institute of Technology**, founded in 1885. Its first students came to pursue a degree in mechanical engineering, the only one offered at the time. Tech's strength is not only the red clay of Georgia, but a restored gold and white 1930 model A Ford Cabriolet, the official mascot. The old Ford was first used in 1961, but a Ramblin' Wreck had been around for over three decades. The Ramblin' Wreck fight song appeared almost as soon as the school opened, and it is not only American boys that grow up singing its rollicking tune, for Richard Nixon and Nikita Krushchev sang it when they met in Moscow in 1959.

The University of Maryland opened in 1856 as an agricultural school nine miles north of Washington, D.C., on land belonging to Charles Calvert, a descendant of Lord Baltimore, the state's founding father. The school colors are the same as the state flag: black and gold for George Calvert (Lord Baltimore) and red and white for his mother, Alice Crossland. Maryland has been called the school that Curley Byrd built, for he was its quarterback, then football coach, athletic director, assistant to the president, vice-president, and finally its president. Byrd also designed the football stadium and the campus layout, and suggested the nickname Terrapin, a local turtle known for its bite, when students wanted to replace the nickname Old Liners with a new one for the school.

The University of Miami was chartered in 1925 by a group of citizens who felt an institution of higher learning was needed for the development of their young and growing community. The South Florida land boom was at its peak, optimism flowed, and expectations were high. By the fall of 1926, when the first class of 560 students enrolled

at the University, the land boom had collapsed, and hopes for a speedy recovery were dashed by a major hurricane. In the next 15 years, the University barely kept afloat. The collapse in South Florida was a mere prelude to a national economic depression. Such were the beginnings of what has since become one of the nation's most distinguished private universities.

The University of North Carolina, located in Chapel Hill, has been called "the perfect college town," making its tree-lined streets and balmy atmosphere what a college should look and feel like. Its inception in 1795 makes it one of the oldest schools in the nation, and its nickname of Tar Heels stems from the tar pitch and turpentine that were the state's principal industry. The nickname is as old as the school, for it was born during the Revolutionary War when tar was dumped into the streams to impede the advance of British forces.

North Carolina State University is located in the state capital of Raleigh. It opened in 1889 as a land-grant agricultural and mechanical school and was known as A&M, Aggies or Farmers for over a quarter-century. The school's colors of pink and blue were gone by 1895, brown and white were tried for a year, but the students finally chose red and white to represent the school. An unhappy fan in 1922 said State football players behaved like a pack of wolves, and the term that was coined in derision became a badge of honor.

The University of Virginia was founded in 1819 by Thomas Jefferson and is one of three things on his tombstone for which he wanted to be remembered. James Madison and James Monroe were on the board of governors in the early years. The Rotunda, a half-scale version of the Pantheon which faces the Lawn, is the focal point of the grounds as the campus is called. Jefferson wanted his school to educate leaders in practical affairs and public service, not just to train teachers.

Virginia Tech was established in 1872 as an all-male military school dedicated to the original land-grant mission of teaching agriculture and engineering. The university has grown from a small college of 132 students into the largest institution of higher education in the state during its 132-year history. Located in Southwest Virginia on a plateau between the Blue Ridge and Alleghany Mountains, the campus consists of 334 buildings and 20 miles of sidewalks over 2,600 acres. The official school colors - Chicago maroon and burnt orange - were selected in 1896 because they made a "unique combination" not worn elsewhere at the time.

Wake Forest University was started on Calvin Jones' plantation amid the stately pine forest of Wake County in 1834. The Baptist seminary is still there, but the school was moved to Winston-Salem in 1956 on a site donated by Charles H. and Mary Reynolds Babcock. President Harry S. Truman attended the ground-breaking ceremonies that brought a picturesque campus of Georgian architecture and painted roofs. Wake's colors have been black and gold since 1895, thanks to a badge designed by student John Heck, who died before he graduated.

ACC Tournament

ACC Tournament Seeding

Seeding for the Basketball Championship will be determined by the regular season Conference standings. In case of a tie, the following formula will be used:

(1) When two teams are tied in the standings, regular season head-to-head results are used as the tiebreaker.

(2) If the tied teams played each other twice in the regular season and split their games, then each team's record vs. the team occupying the highest position in the final regular season standings (or in case of a tie for first place, the next highest position in the regular season standings) and then continuing down through the standings until one team gains an advantage.

(a) When arriving at another pair of tied teams while comparing records, use each team's record against the collective tied teams as a group (prior to their own tie-breaking procedures), rather than the performance against the individual tied teams.

(b) When comparing records against a single team or a group of teams, the higher winning percentage shall prevail, even if the number of games played against a team or group is unequal (i.e., 2-0 is better than 3-1; 1-0 is the same as 2-0; 2-0 is the same as 4-0; 2-1 is the same as 4-2; 1-0 is better than 1-1; 0-1 is the same as 0-2; 0-2 is the same as 0-4). If the winning percentage of the tied teams is equal against a team, or a group of tied teams, continue down through the standings until one team gains an advantage.

(3) If three or more teams are tied in the standings, the following procedures will be used:

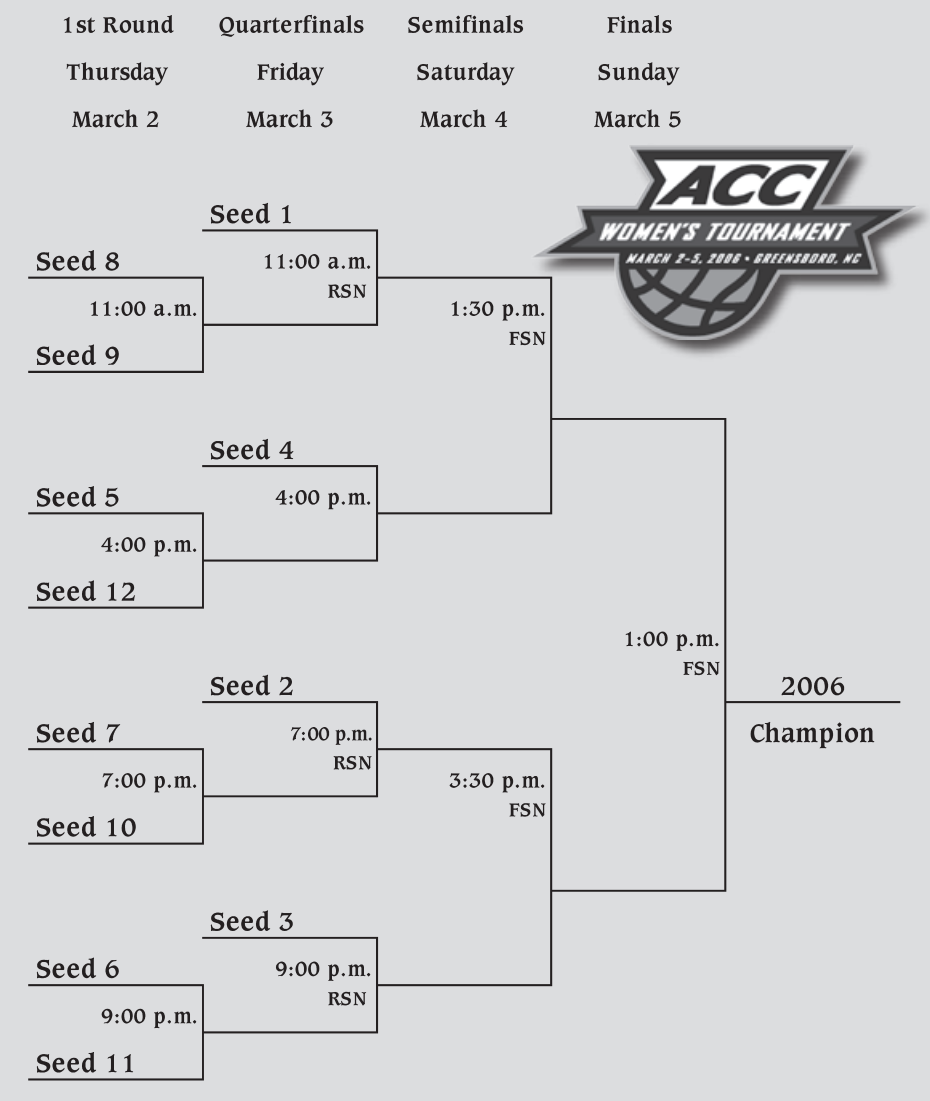
(a) The combined record of conference games between the tied teams involved will be compiled. Ties will be broken and seedings assigned based on the winning percentage of the combined conference records. The higher winning percentage shall prevail, even if the number of games played against the team or group is unequal (i.e., 2-0 is better than 3-1; 1-0 is the same as 2-0; 2-0 is the same as 4-0; 2-1 is the same as 4-2; 1-0 is better than 1-1; 0-1 is the same as 0-2; 0-2 is the same as 0-4)

(b) If procedure (a) fails to break the tie, then each tied team's record shall be compared to the team occupying the highest position in the final regular-season standings, continuing down through the standings until one team gains an advantage by a higher winning percentage.

(c) If the tie is broken by (a) or (b) regarding one or more teams, but three or more teams remain tied, then procedures (a) and (b) will be re-applied among those tied teams only.

(d) If two teams remain tied, procedures (1) and (2) will be followed.

(4) If there is more than one tie in the standings, and when utilizing the tie-breaking procedures there are a pair of teams tied, a



team's record against the combined tied teams (prior to their own tie-breaking procedures) is used, rather than performance against the individual tied teams.

(5) If procedures (2) and/or (3) fail to establish an advantage, a coin flip to break the tie will be conducted by the commissioner after the final regular season game before the Conference Championship.

(6) If a coin flip or draw (for a three or more team tie) is required, the procedure takes place immediately following the conclusion of the last regular season game prior to the Conference Championship.

The procedure is administered by the commissioner or a designated assistant. This session is open to the media and to athletics department representatives from the tied teams.

The Buildings

In the past 28 years of the ACC Women's Basketball Tournament, there have been eight

different sites. The inaugural tournament was held in 1978 at University Hall on the campus of the University of Virginia in Charlottesville. The Tournament then moved to Reynolds Coliseum in Raleigh, N.C., in 1979, hosted by North Carolina State University. The University of Maryland's Cole Field House in College Park was the site of the 1980 Tournament, while Clemson University's Littlejohn Coliseum, was home to the 1981 event. It returned to Reynolds Coliseum in 1982.

The Conference Tournament remained in North Carolina from 1983 to 1991, hosted by Fayetteville's Cumberland County Memorial Arena. The Tournament then moved to Winthrop Coliseum in Rock Hill, S.C. for a four year span (1992-96), until the 1997 move to Independence Arena in Charlotte, N.C., which hosted the event for three years.

Over the last six years, the ACC Women's Basketball Tournament was held in the Greensboro Coliseum, which will also serve as its home through the 2009 Tournament.

John Swofford

ATLANTIC COAST CONFERENCE COMMISSIONER

Now in his ninth year as commissioner, John Swofford has made a dramatic impact on the Atlantic Coast Conference and college athletics and is regarded as one of the top administrators in the NCAA.

Swofford assumed his role as the fourth full-time commissioner in the 52-year history of the Atlantic Coast Conference in July of 1997. He follows James H. (Jim) Weaver, the league's first Commissioner from 1954-1970, Robert (Bob) James, who served from 1971-1987 and Eugene F. (Gene) Corrigan, who held the position from 1987 to 1997.

In addition to overseeing one of the nation's largest athletic conferences, Swofford has been pivotal in positioning the Atlantic Coast Conference for the future. In 2003, on behalf of the nine league institutions and the ACC Council of Presidents, he introduced Miami, Virginia Tech and Boston College as the newest members of the ACC.

With expansion, Swofford's leadership and negotiating skills helped bring the conference extended and enhanced television contracts in both football and basketball. Furthermore, upon the conclusion of the 2005 football season, the league will feature the inaugural Dr Pepper ACC Football Championship Game in Jacksonville, Fla., that will be aired nationally on ABC.

In May of 2004, the league extended its relationship with ABC, ESPN and Jefferson-Pilot by renegotiating its football television agreement. Highlights include the rights to the inaugural ACC Football Championship Game and significant increases in the number of televised games through 2010.

In May of 2000, Swofford negotiated one of the nation's most lucrative basketball television contracts with Raycom/Jefferson-Pilot Sports through the 2010-11 season. After the addition of the three new conference members, under Swofford's guidance, Raycom/Jefferson-Pilot increased its financial commitment to the ACC basketball package in May of 2004. During his tenure, the ACC has become the only conference to have television packages with two national cable networks - ESPN and Fox Sports Net. The results of these packages increased the television audience of ACC basketball by over 25 percent.

In order to reach the expanding audience of ACC fans, Swofford negotiated an agreement with XM Satellite Radio, to broadcast the league's football, men's and women's basketball games nationally.

The North Wilkesboro, N.C., native was a prime mover in the creation of the ACC/Big Ten Basketball Challenge, a three-day series matching two of the nation's premiere college basketball conferences.

Highly respected by his peers, Swofford was a force in the development and growth of the Bowl Championship Series (BCS) to determine an annual national champion in Division I football.

In addition to being involved with the BCS since its inception, he served as Coordinator of the BCS for the 2000 and 2001 college football seasons and is currently the chair of the Board of Directors of NCAA Football and the chair of the Division I-A Collegiate Commissioners Association.

Since becoming Commissioner in 1997, Swofford has been responsible for securing increased bowl opportunities for the ACC. In 2002, the conference set an NCAA record when seven of its nine teams (78%) participated in bowl play.

In January of 2001, the Triangle Chapter of the College Football Hall of Fame named Swofford the recipient of its "Outstanding American Award." In the fall of 2002, he was named to the North Carolina High School Athletic Association's Hall of Fame and in December of 2003 he was inducted into the Chick-fil-A Peach Bowl Hall of Fame. In 2003, The Sporting News named Swofford the fifth most influential person in sports in the United States. The Atlanta Sports Council presented Swofford with the 2004 Horizon Award, recognizing him as the national Sports Business Executive of the Year.

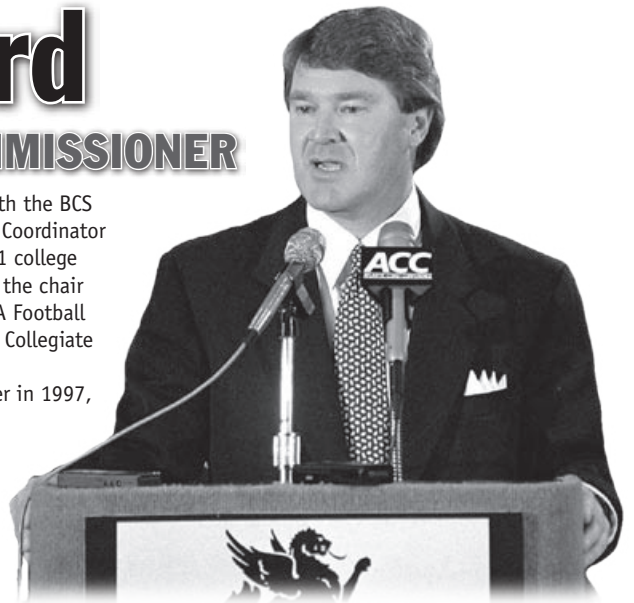
During Swofford's first eight years as Commissioner, ACC teams have won 25 national titles while participating in 39 national championship games. In addition, 697 ACC teams have participated in various NCAA championships during his eight years - an average of 87 NCAA teams per year.

A long-time advocate of the importance of academics and student-athlete welfare, Swofford stimulated the formation of the league's first-ever ACC Student-Athlete Advisory Committee. This group of current ACC student-athletes gives the conference direct feedback on their experiences participating at the highest level of college athletics.

One of the league's first marketing initiatives in men's basketball under Swofford was to negotiate a new rotation for the Tournament through the year 2010. Wanting to capitalize on the popularity of the Tournament and the dynamic cities within the ACC footprint, the league awarded future tournaments to Atlanta, Ga., Washington D.C. and Tampa, Fla., in addition to the traditional stops in Greensboro and Charlotte. The 2001 ACC Tournament in Atlanta set NCAA attendance records for single session (40,083), per session average (36,505) and total attendance (182,525).

Swofford placed an added emphasis on the development of women's basketball in the ACC with the hiring of an Associate Commissioner for Women's Basketball to oversee all aspects of the sport on both a conference and national level.

In addition to his influence and presence in the ACC, Swofford has been a prominent leader in intercollegiate athletics, serving as President of



the National Association of Collegiate Directors of Athletics (NACDA) in 1993-94. In 2002, Swofford was appointed as a member of the NCAA Football Oversight Committee. In addition, he has served as a member of the prestigious NCAA Executive Committee. He was named chairman of the NCAA Football Television Committee in 1984 and was also chairman of the NCAA Communications and NCAA Special Events/Post-season Bowl Committees. Swofford is a past chairman of the NCAA Division I Championship Committee and was appointed to the NCAA Special Committee to Study a Division I-A Football Championship.

During his 21 years as an athletics director and assistant athletics director in the league, Swofford chaired numerous ACC committees, including five terms as chair of the ACC Television Committee.

Swofford was a two-time all-state football player and three-sport MVP at Wilkes Central High School. He is a 1971 graduate of North Carolina and a recipient of the prestigious Morehead Scholarship. In 1973, Swofford received a MEd. degree with a major in Athletics Administration from Ohio University, which is often referred to as the Harvard of sports management programs.

Swofford began his administrative career when past ACC Commissioner and then University of Virginia Athletics Director Gene Corrigan hired him as the school's athletic ticket manager and assistant to the director of athletic facilities and finance in the fall of 1973.

He returned to Chapel Hill in May 1976 as assistant athletics director and business manager, handling all of the athletic department's business affairs. Swofford dropped the business manager title in January 1979, and was named assistant executive vice-president of the Educational Foundation.

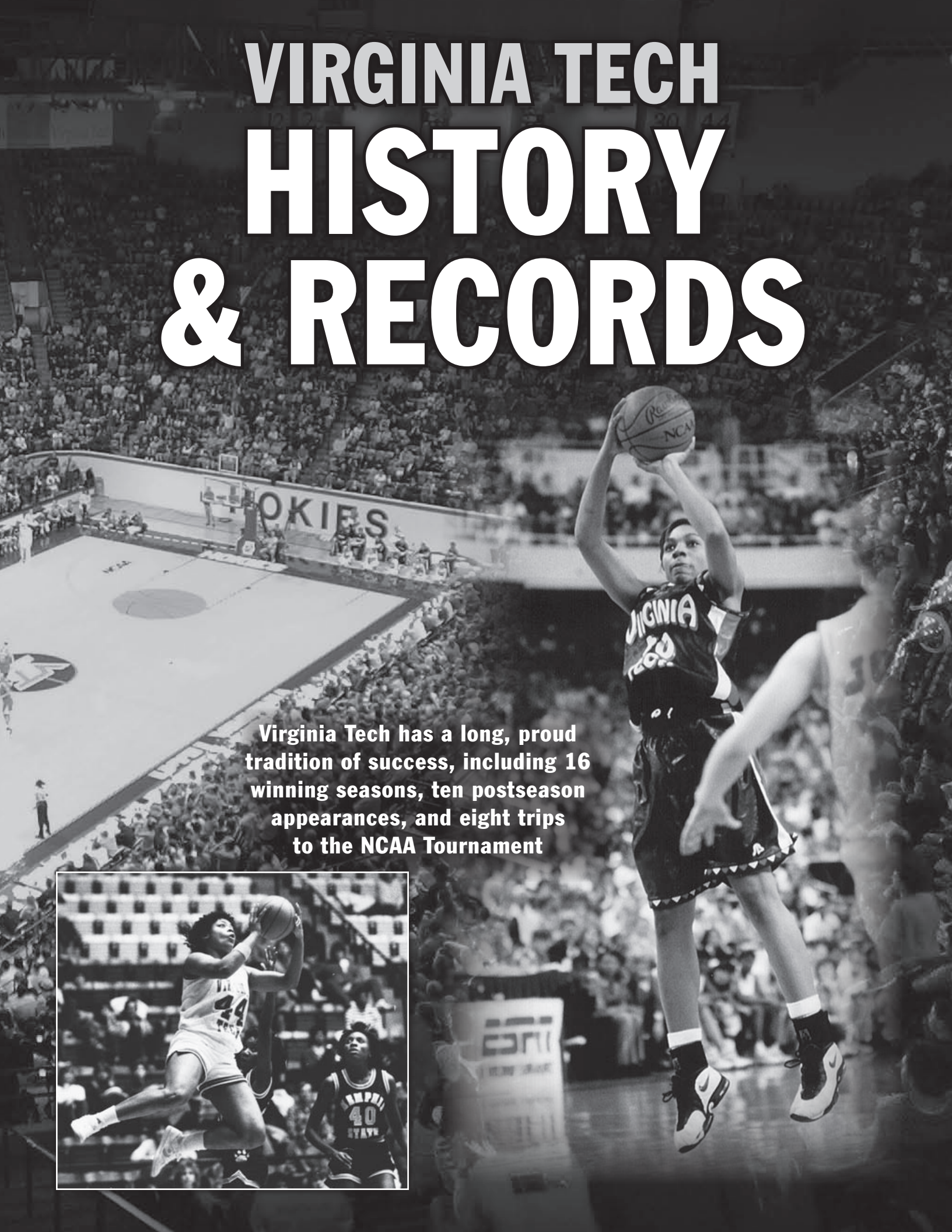
Swofford became the school's athletic director on May 1, 1980. At the age of 31, he was the youngest major college Athletics Director in the nation at the time.

John and his wife Nora reside in Greensboro, N.C. Together they have three children, Autumn and Chad Swofford and Nora's daughter, Amie, who is married to Keith Furr.



VIRGINIA TECH HISTORY & RECORDS

Virginia Tech has a long, proud tradition of success, including 16 winning seasons, ten postseason appearances, and eight trips to the NCAA Tournament



Hokie Hoops History

From a humble beginning more than 30 years ago, Virginia Tech has developed into one of the top women's college basketball programs

The Beginnings

Women's basketball at Virginia Tech began in 1970 as a club sport under the direction of coach Ganna Roberts. John Ristroph coached the squad during the 1972-73 season. In 1973, Joe Sgro, a professor at Tech, took over the team until 1976 when John Wetzel was named head coach. The women's basketball team gained full varsity status beginning with the 1976-77 season.

Tech's Varsity Coaches

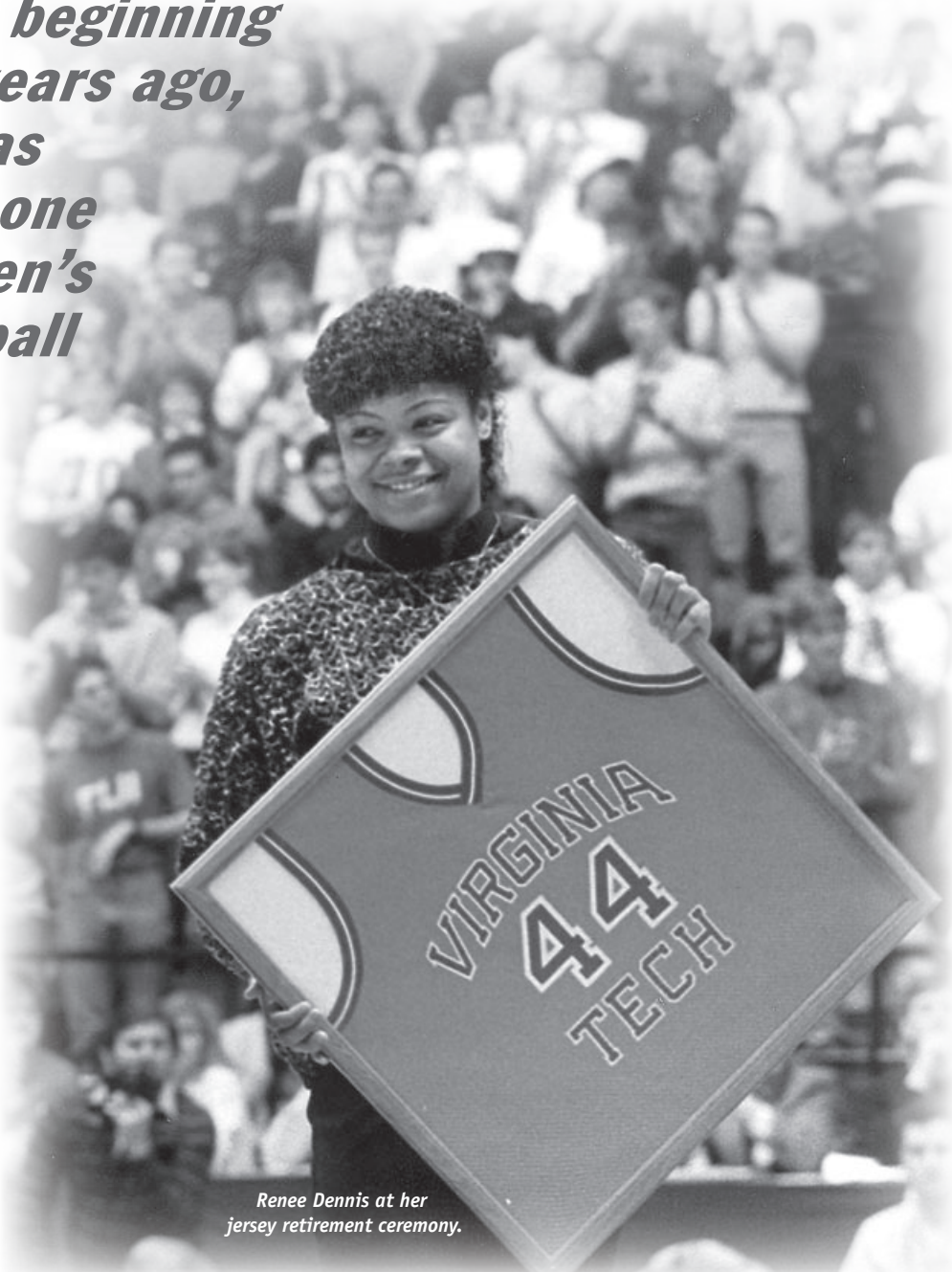
The Hokies' first varsity coach was former Tech player and former assistant coach of the Portland Trail Blazers, John Wetzel. He played on the men's team from 1963-66 then went on to play pro ball with the Lakers, Suns and Hawks before coming back to Tech to finish his education and coach the women's squad. In his first and only season his team recorded a 7-9 record.

Taking over for Wetzel in 1977 was Carolyn Owen, whose team registered an 8-16 mark. In 1978, Carol Alfano came on the scene and in just her second season she guided the Tech women to their first winning record. Bonnie Henrickson became the Hokies' fourth head coach in 1997, taking over for Alfano, who had served as Tech's coach for 19 seasons.

Beth Dunkenberger became head coach in 2004 and guided Tech to a 17-12 record and an NCAA Tournament appearance in the Hokies' first season as members of the ACC.

First Scholarship Players

The first women's basketball player to earn any kind of scholarship was Helena Flanagan in 1977, when she received partial aid. Kim Albany (1978-82), who was recruited by Carolyn Owen, was Tech's first full scholarship player. Also in 1978, Sis Spriggs received a full grant, and partials went to Donna Cooper, Pauline Landis and Sandy Berry.



Renee Dennis at her jersey retirement ceremony.

Retired Jersey

Renee Dennis' No. 44 jersey was retired at the conclusion of her career in 1987. Dennis, from Bridgeport, Conn., is one of only 14 athletes in Tech athletic history to have his or her jersey retired. She was the first female athlete to receive that honor, and one of only two so far in Hokie history.

The others to have their jerseys retired are football coach Frank Beamer, football players Cornell Brown, Carroll Dale, Frank Loria, Jim Pyne, Bruce Smith and Michael Vick, men's basketball stars Dell Curry, Vernell "Bimbo" Coles, Allan Bristow and

Ace Custis, baseball player Johnny Oates, and volleyball standout Lisa Pikalek.

Professional Players

Renee Dennis played professionally in Australia where she was her division's Player of the Year in 1989-90. Wendy Sanders played professionally in Belgium.

Tere Williams became the first Hokie to be selected in the WNBA Draft when she was selected in the third round by the Phoenix Mercury. Ieva Kublina was drafted in the third round (31st overall) in the 2004 draft by the Indiana Fever.

Best of the Metro

The Virginia Tech women's basketball team won two championships while a member of the Metro Conference. Tech won the 1994 Metro Conference Tournament by knocking off Virginia Commonwealth, UNC Charlotte and Southern Mississippi in succession. The Hokies captured the 1995 Metro regular season championship with a 10-2 league record.

Atlantic 10 Champs

The Hokies captured the Atlantic 10 Tournament championship in 1998 with a thrilling 66-64 overtime win over host Massachusetts. Virginia Tech won the Atlantic 10 regular season title in 1998-99 with a 15-1 league record.

National Honors

Tere Williams and Lisa Witherspoon were named as honorable mentions to the 1999 Associated Press All-America teams. In 1995, Jenny Root was an honorable mention selection to the Kodak All-America team. The Women's Basketball News Service named Tere Williams to the 1998 Freshman All-America third team.

Academic Excellence

Christi Osborne was named to the GTE Academic All-America first team in 1994-95 and was a second-team member in 1993-94. Several Hokies have been named to the GTE District III Academic All-America team, including Amy Byrne (1988-89), Christi Osborne (1992-93, 1993-94, 1994-95), Maria Albertsson (1997-98, 1998-99), Amy Wetzel (1998-99, 1999-00) and Sarah Hicks (2001-02). Osborne was also a recipient of the Rawlings Scholarship Award (1994-95).

All-Atlantic Coast Conference

Kerri Gardin represented Virginia Tech on the All-Atlantic Coast Conference team, earning honorable-mention honors. Gardin averaged a double-double against the rest of the league, with 12.2 points per game during ACC play while pulling down 10.1 rebounds a contest. Both were team-highs during the conference slate.

All-BIG EAST Conference

Tere Williams was the first Hokie to be selected for All-BIG EAST honors after being named to the all-conference second team following the 2000-01 season. Ieva Kublina was selected the 2001-02 BIG EAST Conference Most Improved Player and was named to the all-conference second team. Sarah Hicks was a member of the 2001-02 all-conference third team. Kublina became the first Tech player to be named to the All-BIG EAST First Team in 2002-03 and Carrie Mason was named to the 2003 BIG EAST All-Rookie team. Kublina was a selected to the 2004 All-BIG EAST second team.

All-Atlantic 10 Conference

The Hokies were well represented on the All-Atlantic 10 Conference teams during their five years in the league. Michelle Houseright was the first Virginia Tech player named to the All-Atlantic 10 team in 1996 as a second-team selection and Lisa Witherspoon was a second-team pick in 1999. Other Hokies named to the team include Tere Williams, a first-team selection in 1999 and 2000 and a second team member in 1998, Amy Wetzel, a second-team choice in 1999 and 2000, and Chrystal Starling, a member of the third team in 2000.

All-Metro Conference

In 14 seasons as a Metro Conference member, Virginia Tech placed 12 players on the all-conference team, including Jenny Root, who was honored as the 1994-95 Player of the Year. Hokies named to the first team include Taiqua Brittingham (1984), Renee Dennis (1986, 87), Susan Walvius (1986), Amy Byrne (1989), and Jenny Root (1994, 95). Second-team selections include Angie Kelly (1986), Maureen Donovan (1987), Michelle Bain (1988), Amy Byrne (1989), Missy Sallade (1989, '90), Jeni Garber (1991), Lisa Griffith (1992), Christi Osborne (1993, '94, '95) and Jenny Root (1993).

Tournament Stars

Virginia Tech players have left their mark in postseason play through the years. Ieva Kublina was named to the 2003 BIG EAST All-Tournament Team and to the 2002 WNIT All-Tournament team. Tere Williams (1998) and Amy Wetzel (1999) were named to the All-Atlantic 10 Tournament team, as was former Tech standout Michelle Houseright (1998). Christi Osborne was a three-time member of the All-Metro Tournament team (1992, 93, 94) and was selected as the 1994 Most Valuable Player. Two-time All-Metro tournament members include Taiqua Brittingham (1983-84), Renee Dennis (1986-87), Jeni Garber (1988-89) and Sue Logsdon (1993-94).

Freshmen Phenoms

Freshmen have made an immediate impact on the women's basketball program through the years. After the 2002-2003 season, Carrie Mason was named as an Honorable Mention selection to the WomensCollegeHoops.com All-American Freshman team and was a member of the BIG EAST All-Rookie Team. Tere Williams was named to the 1998 Women's Basketball News Service Freshman All-American Third Team as well as being named Atlantic 10 Co-Rookie of the Year. Virginia Tech placed one player on the Atlantic 10 All-Rookie team in each of its five seasons in the league. Three Hokies, Jeni Garber (1988-89), Sue Logsdon (1990-91) and Christi Osborne (1991-92), were named to the Metro Conference All-Rookie team.

1,000-Point Club

Sixteen Virginia Tech women's basketball players have reached the 1,000-point plateau, with the most recent being Erin Gibson, who joined the club during the 2004-05 season. Tech's all-time leading scorer is Renee Dennis. Dennis totalled 1,791 points during her Tech career. Other Hokies who have reached the 1,000-point plateau are, Tere Williams (1,750), Ieva Kublina (1,647), Jenny Root (1,572), Christi Osborne (1,500), Amy Wetzel (1,444), Chrystal Starling (1,340), Amy Byrne (1,291), Susan Walvius (1,161), Robin Lee (1,147), Erin Gibson (1,117), Michelle Houseright (1,112), Sarah Hicks (1,092), Angie Kelly (1,092), Michelle Bain (1,068) and Lisa Griffith (1,033).



Christi Osborne was honored both for her performance on the court and in the classroom.

Postseason Appearances

1994 NCAA

• In 1994, Virginia Tech, with a 24-5 record, captured the Metro Conference Tournament title and advanced to the Hokies' first NCAA tourney. Tech was seeded eighth in the East Region and played host to Auburn in a first-round game at Cassell Coliseum. Auburn, on the strength of 24 points and 12 rebounds from Danieleette Coleman, defeated the Hokies 60-51. Tech guard Christi Osborne led the Hokies with 22 points and seven rebounds.

1995 NCAA

• Tech kept up its success in 1995 by claiming the Metro Conference regular season championship with a 21-8 record. The Hokies, again seeded eighth in the East Region, faced St. Joseph's in the first round at the University of Connecticut's Gampel Pavilion. The Hokies downed the Hawks, 62-52, behind 18 points from Christi Osborne. The Hokies' second-round opponent, UConn, ended up as the 1995 NCAA champion. Guard Jennifer Rizzotti burned the Hokies for 20 points as the Huskies advanced, 91-45.

1998 NCAA

• With former Tech assistant coach Bonnie Henrickson back in Blacksburg as the head coach, the Hokies posted their third trip to the NCAA Tournament in five years in 1998. Tech traveled to Gainesville, Fla., as the No. 11 seed in the NCAA West Region. The Hokies, behind a record-breaking performance from guard Amy Wetzel, surprised sixth-seeded Wisconsin, which was ranked No. 23 at the time, 75-64. Wetzel set a Tech record and tied an NCAA West Region free throw mark by converting 16 free throws for a career-high 28 points. The Hokies, however, would bow out after round two as host Florida, ranked No. 12, won 89-57. Wetzel again led all scorers with 24 points.

1999 NCAA

• The Hokies used the 1999 season to establish themselves as one of the nation's elite programs. Henrickson led Tech to a school-record 28-3 finish, including a 15-1 Atlantic 10 mark. Cassell Coliseum was the site for NCAA first- and second-round games. The Hokies dispatched Saint Peter's, 73-48, before defeating Auburn, 76-61, to earn the program's first "Sweet 16" appearance. Tech traveled to Greensboro, N.C., to face second-ranked Tennessee in the NCAA East Regional. Behind 27 points from national player of the year Chamique Holdsclaw, the Volunteers eliminated Tech, 68-52, to advance.



The Hokies appeared in the Sweet 16 in the East Regional at the Greensboro Coliseum in 1999.

2000 WNIT

• Virginia Tech posted its third consecutive 20-win season under Henrickson in 2000. The Hokies posted a 20-11 record and made their first appearance in the Women's National Invitational Tournament. Cassell Coliseum was the site of the first-round matchup against Georgia State. The Hokies used a 12-3 run midway through the second half to break open a close contest and went on to win 80-56. Maryland was the WNIT "Sweet 16" opponent two days later and the two teams battled into overtime. The Terrapins used a 10-2 run in the last 3:11 of the extra session to eliminate the Hokies, 68-60.

2001 NCAA

• In 2001, Tech received an at-large bid to the NCAA Mid-east Regional as a No. 7 seed. The Hokies had compiled a 21-8 record entering the tournament in their first season in the BIG EAST Conference. Tech had finished fourth in the league with an 11-5 record and advanced to the tournament semifinals before being eliminated by eventual national champion Notre Dame.

Tech's fourth consecutive postseason appearance and third to the NCAA Tournament in the past four seasons, began with a resounding 77-57 victory over Denver in the

first round at Lubbock, Texas. Chrystal Starling led five Hokies in double figures with 20 points as Tech shot 55.3 percent from the field. In the second round, Tech faced Texas Tech on the Lady Raiders' home floor in front of 12,161. The Hokies played a great first half and took a 25-18 lead into the locker room at the intermission. The Lady Raiders exploded in the second half, shooting 63.0 percent and scoring 55 points to defeat the Hokies 73-52.



Tere Williams and the Hokies won a first round game in the 2001 NCAA Tournament before getting beat by Texas Tech on its home court.



Ieva Kublina's 18 points helped the Hokies get an NCAA Tournament win over Georgia Tech in 2003.

2002 WNIT

- Virginia Tech received an invitation to the WNIT in 2002 and the bid marked the Hokies' second venture to the tournament and its most successful to date.

The Hokies compiled an 18-10 record entering the WNIT after posting a 15-2 record at one point in the season, the second best start to a season in the program's history. The two losses were by a total of three points.

Tech's four-game run, all in the Cassell, in the tournament opened with a tight 51-45 win over UNC Greensboro.

The second-round contest was a renewal of the rivalry with George Washington from when the Hokies were a member of the Atlantic 10. Trailing 32-27 at the half, Tech played one of its best halves of the year to win 68-52.

Vermont was the Hokies' quarterfinal opponent, and the night belonged to senior Sarah Hicks who had 22 points, including four treys. Kublina added 13 points and nine boards as Tech won 76-48.

Tech's run in the tournament ended in a thrilling 77-72 overtime loss to Houston in front of 5,409 Hokie faithful. Kublina erupted for a career-high 32 points, which was the fourth highest single-game total by a Tech player. For her efforts, Kublina was named to the all-tournament team.

2003 NCAA

- Tech made its sixth consecutive postseason appearance in 2003 following a 21-9 regular season. The Hokies, who lost in the BIG EAST Tournament semifinals to eventual national champion Connecticut, were seeded seventh in the East Regional at West Lafayette, Ind. Freshman Carrie Mason hit a running layup with 1.1 seconds remaining to give Tech a 61-59 win over Georgia Tech. Ieva Kublina led the way with 18 points followed by Chrystal Starling's 15-point effort. In the second round, the Hokies faced No. 10 Purdue on the Boilermakers' home floor. Despite shooting 54.9 percent from the field, Tech fell 80-62 as the Boilermakers nailed eight three-point shots and forced 20 turnovers.

2004 NCAA


- Tech made its seventh consecutive postseason appearance and seventh NCAA Tournament in the past eleven seasons in 2004, following a 22-8 regular season in its final season as a member of the BIG EAST Conference. The Hokies, who lost in the BIG EAST Tournament quarterfinals to eventual national champion Connecticut, were seeded eighth in the East Regional and hosted the first two rounds in Cassell Coliseum. Ieva Kublina scored 26 points to lead the hot-

shooting Hokies to an 89-76 first-round win over Iowa. Tech built a 40-27 halftime lead by connecting on 51.7 percent from the field and shot a sizzling 67 percent (20-30) in the second half. In addition to Kublina's outburst, Carrie Mason followed with 19 points, including two treys.

The Hokies matched up with the region's top seed and fifth-ranked Penn State in the second round. After leading 28-25 at the half, Tech saw the Nittany Lions put together a 27-5 outburst in the second half to eliminate the Hokies, 61-48, before 7,128 fans, the eighth-largest crowd for a women's contest in Blacksburg. Mason and Kublina again led the way with 16 and 15 points, respectively.

2005 NCAA

- Virginia Tech made its eighth consecutive postseason appearance and eighth NCAA Tournament in the past 12 seasons last year following a 17-10 regular season. The Hokies, who lost to Wake Forest in the ACC Tournament, received an at-large bid as the No. 12 seed in the College Park, Md. Regional. Dawn Chriss netted 20 points, but Tech could not overcome a 17-point first-half deficit, falling 79-78 in front of 3,745 fans. In addition to Chriss' 20, Kirby Copeland, Erin Gibson and Kerri Garden all reached double figures.



Erin Gibson scores inside against DePaul in the 2005 NCAA Tournament. The Hokies were playing in their third straight NCAA tourney and making their eighth consecutive postseason appearance.

Big Victories

Virginia Tech's Wins Over Nationally-Ranked Teams

- In 1984, Tech shocked No. 20 North Carolina, 74-73, behind Renee Dennis' 17 points.

- In 1984, the Hokies defeated No. 16 Louisiana State, 86-77, in the Marriott-Converse Christmas Classic in Blacksburg.


- One of the biggest wins in Tech women's basketball history came in 1985 when Tech upset No. 5 Old Dominion, 73-72. It was the first win over the Lady Monarchs in 11 games.

- In 1987, the Hokies upended 16th-ranked James Madison, 63-61, behind a 16-point, 13-rebound performance from freshman Amy Byrne.

- In the middle of what was then the longest winning streak in school history, the Hokies upset No. 13 South Carolina in 1987 in Blacksburg, 63-59. Amy Byrne led the Lady Hokies with 16 points and 12 rebounds.

- Virginia Tech upset No. 18 Southern Mississippi, 60-59, in a Cassell Coliseum barn-burner Feb. 28, 1994. Guard Lisa Leftwich, who led Tech with 18 points, hit a key finger roll with 42 seconds remaining.

- In one of the biggest games in the program's history, Tech defeated No. 19 Southern Mississippi in the final of the 1994 Metro Conference Tournament, 83-76. The win gave Tech its first Metro Tournament title and sent the Hokies to the NCAA Tournament for the first time in their history.



Tech beat 24th-ranked Wisconsin in the NCAA Tournament in 1998.

- The Hokies knocked off No. 9 Virginia, 69-62, in Cassell Coliseum Jan. 13, 1995. The win propelled Virginia Tech into the national rankings for the first time. Christi Osborne, Angela Donnell, Jenny Root and Terri Garland all scored in double figures for the Hokies.

- Tech downed No. 24 Wisconsin, 75-64, in the first round of the 1998 NCAA Regional in Gainesville, Fla. Guard Amy Wetzel converted a school record 16-of-17 free-throw attempts and scored 28 points to pace the Hokies.

- The Hokies travelled to "Tobacco Road" on Nov. 17, 1998, to knock off sixth-ranked and eventual national runner-up Duke, 72-70, at Cameron Indoor Stadium. An injured Kim Seaver came off the bench to lead Tech with 14 points and nine rebounds.

- Tech defeated in-state rival and 17th-ranked Virginia, 81-65, on Nov. 30, 1998, at Cassell Coliseum. Tere Williams recorded her second-straight double-double of the season with 21 points and 10 rebounds.



The Hokies celebrate a 1998 win over No. 6 Duke at Cameron Indoor Stadium.



Amy Wetzel hits the game-winner over No. 17 UVa in 2000.

- On Nov. 30, 2000 Amy Wetzel hit a running 10-footer off the glass with 3.7 seconds remaining to give the Hokies a 57-56 win over 17th-ranked Virginia. The win marked the second consecutive time the Hokies had beaten the Cavaliers in Cassell Coliseum.

- Virginia Tech used a 13-0 run over the final five minutes to pick up a come-from-behind 65-59 win over No. 24 Villanova on Jan. 23, 2001. Tere Williams led Tech with 22 points followed by Amy Wetzel with 18.

- The Hokies made an impressive debut in the BIG EAST Tournament on Mar. 4, 2001 as they knocked off 23rd-ranked Villanova for the second time during the 2000-01 season with a 73-67 win in the Tournament quarterfinals in Storrs, Conn. Chrystal Starling came off the bench to lead Tech with 21 points while Williams chipped in with 20.

- On Nov. 19, 2001, Tech used a stingy defense and clutch free-throw shooting in the closing seconds to defeat No. 16 Old Dominion 68-62. The Hokies held the Monarchs to only 37.7 percent from the field. Chrystal Starling led Tech with 20 points while Sarah Hicks added 14.

- The Hokies put together one of their best performances of the season on Jan. 9, 2002 with a 72-53 win over 24th-ranked Boston College. Tech shot a sizzling 59.1 percent from the field while holding the Eagles to only 31.1 percent. Ieva Kublina led the way with 19 points, 11 rebounds and five blocks while Chrystal Starling also contributed 19 points.

- Chrystal Starling, second in career free-throw and field-goal percentage, came through in the clutch on Jan. 22, 2003 in Tech's 66-64 overtime win over No. 23 Rutgers. She was fouled with 1.2 seconds remaining in overtime and the senior calmly drained both free throws for the victory. Starling led Tech with 21 points, 16 of which came in the second half and overtime.

- The Hokies used long-range shooting to pull off a 74-70, overtime victory against 23rd-ranked Boston College on Mar. 9, 2003, in the BIG EAST quarterfinals. After forcing the extra period with some clutch free-throw shooting, Tech nailed three treys in the extra session to seal the win. Kublina registered 20 points, including two three-point baskets, while Starling added 18 and Dawn Chriss chipped in with 14 points.

- Tech proved there is a first time for everything as the Hokies defeated 24th-ranked Virginia 63-62 on Nov. 23, 2003, for their first win as a varsity team in Charlottesville. The Hokies survived a furious Cavalier rally in the second half after leading by as many as 14 points. UVa had two game-winning attempts in the final five seconds that missed their mark and gave Tech its historic win. Carrie Mason led the way with 18 points, including three treys.

- Virginia Tech jumped out to an early 27-9 lead and never looked back in a 63-50 win over No. 19/24 Villanova on Jan. 14, 2004. Tech dominated the boards holding a commanding 39-24 advantage and shot 51.1 percent from the field. Kerri Gardin and Dawn Chriss led a balanced attack with 14 and 12 points respectively.

- Tech placed five players in double figures in cruising to a 80-64 win over 24th-ranked Boston College on Jan. 24, 2004. After trailing 33-31 at the half, the Hokies exploded for 49 second-half points, securing the win. Ieva Kublina led the way with 17 points followed by Carrie Mason with 16, Erin Gibson and sophomore Dawn Chriss with 14 each and Kerri Gardin added 13.

- The Hokies stunned No. 12 Texas Tech in Las Vegas 71-70 in overtime on Dec. 19, 2004. After trailing by eight in the first half, Tech tallied 41 points in the second half and shot 60 percent in overtime for the victory. Carrie Mason had 12 points while Erin Gibson and Nare Diawara each hit for 11.

- Tech closed out its final regular-season away game with an 87-79 upset of No. 22/23 Maryland on Feb. 24, 2005. The Hokies connected on 54 percent of their attempts in the game, while holding the Terps to 46 percent from the floor. Tech netted 48 points in the first half en route to a nine-point halftime lead. Kerri Gardin posted a double-double with 19 points and 12 rebounds and Dawn Chriss also tallied a team-high 19 in the win.



Ieva Kublina blocks a shot in the Hokies' 2003 BIG EAST tournament win over 23rd-ranked Boston College.

Milestone Wins

First Varsity Win

The Virginia Tech women's basketball team earned its first win as a varsity sport by defeating Bridgewater College, 59-55, on Dec. 14, 1976. The Hokies, who overcame a five-point deficit, outscored the Eagles by nine points down the stretch to clinch the win. Sophomore Gail Kelley led the way with 17 points, followed by Karen Garbis' 13.

50th Win

Tech's 50th win as a varsity sport came on Jan. 28, 1981 against James

Madison. Sis Spriggs was one of three Hokies in double figures with 15 points as Tech downed the Dukes, 66-58. Also in double figures were Tammie Edwards with 13 and Maureen Corrigan, who had 10 points as well as 10 rebounds.

100th Win

The Hokies picked up their century win by upsetting nationally-ranked North Carolina, 74-73, in a thriller at Roanoke Va., on Dec. 1, 1984. Tech was paced by Renee Dennis' 17-point performance, but a number of players shined in the upset victory. Susan Walvius, a 6-2 center, added 16 points and five rebounds, guard Angie Kelly chipped in 15 points, and guard Maureen Donovan contributed seven points and six rebounds.

150th Win

Tech registered win No. 150 on Jan. 16, 1988, when it squeaked past Louisville in Blacksburg, 68-67. Keying the victory was center Michelle Bain, who tallied 19 points and nine rebounds, while forward Wendy Sanders pumped in 16 points. Point guard Denise Kayajian had a career-high (at the time) eight assists to go along with nine points against the Lady Cardinals.

200th Win

Tech won its 200th game in the final of the 1991 Diamond Club Classic when it downed UNC Greensboro 84-65 in Cassell Coliseum. Phyllis Tonkin scored 20 points and grabbed nine rebounds to lead the Tech women. Lisa Griffith kicked in 17 points while Dayna Sonovick had nine rebounds and six assists.



Virginia Tech's 250th win was one of the biggest in its history, as the Hokies knocked off Southern Mississippi in the final game of the 1994 Metro Conference Tournament to earn the program's first bid to the NCAA Tournament.

250th Win

The Hokies won their 250th career game by knocking off 19th-ranked Southern Mississippi, 83-76, in the final of the 1994 Metro Conference Tournament in Biloxi, Miss. Southern Miss was the tournament's top seed. Christi Osborne led the way with 19 points while Sue Logsdon had 18, Lisa Leftwich pitched in with 17 and Jenny Root contributed 14 points.

300th Win

Tech posted its 300th win in the program's history in a 84-60 win over Rhode Island in the Hokies' 1997-98 conference opener. The Cassell Coliseum crowd witnessed an outstanding performance from guard Amy Wetzel, who finished with 14 points and three steals. The win also marked Bonnie Henrickson's first Atlantic 10 Conference win as a head coach.

350th Win

Tech picked up win No. 350 on Jan. 6, 2000, when it coasted to a 81-38 win over Rhode Island. The victory also was Tech's 200th in Cassell Coliseum. The Hokies opened the game on a 12-0 run and cruised to a 42-16 halftime lead. The Hokies placed five players in double figures led by Nicole Jones, Kim Seaver, Chrystal Starling and Tere Williams with 12 points each. Tech outrebounded the Rams 44-24 and blocked seven shots in the victory.

400th Win

The Hokies recorded win No. 400 on Jan. 19, 2002, with a 69-50 win over St. John's. Tech jumped out to a 39-20 halftime lead and

cruised to the victory behind 16 points from Chrystal Starling along with Nicole Jones' 12 points and Sarah Hicks with 11. The Hokies held the Red Storm to only 30.8 percent from the field while Tech shot a sizzling 64.0 percent in the first half.

450th Win

Win No. 450 on March 6, 2004 did not come easy as Tech found itself trailing Georgetown 40-28 early in the second half of the 2004 BIG EAST Championship first round contest. The Hokies cut the deficit to six points, 43-37, they then ripped off 17 unanswered points and went on to a 56-47 victory. In fact, Tech outscored Georgetown 28-7 over the final 14 minutes of the contest. Carrie Mason and Kerri Gardin led the comeback with 14 points each.



Dawn Chriss scores in the Hokies' 450th victory, a BIG EAST tourney win over Georgetown.

Conference Timeline

- Oct. 21, 1892 — Tech played its first football game, recording a 14-10 win over St. Albans, a private boys' prep school in Radford.

- Feb. 25-26, 1921 — Tech, under the leadership of athletics director C.P. "Sally" Miles, joined the Southern Intercollegiate Conference as a charter member. Other members included Alabama, Alabama Polytechnic Institute (Auburn), Clemson, Georgia, Georgia School of Technology (Georgia Tech), Kentucky, Maryland, Mississippi Agricultural and Mechanical College (Mississippi State), North Carolina, North Carolina State, Tennessee, Virginia and Washington and Lee. In 1922, Louisiana State, Mississippi, South Carolina, Vanderbilt and Tulane joined the conference.

- December 1923 — The name of the conference was officially changed to the Southern Conference. Also, conference officials added the University of the South to the conference. The following year, VMI joined the conference, and, in 1929, Duke joined.

- 1932 — It was agreed that the 13 southern-most members should form a separate conference. The Southeastern Conference, thus, was formed with Alabama, Auburn, Florida, Georgia, Georgia Tech, Kentucky, LSU, Mississippi, Mississippi State, Sewanee, Tennessee, Tulane and Vanderbilt as the members.

- 1953 — Seven colleges withdrew to form the Atlantic Coast Conference: Clemson, Duke, North Carolina, North Carolina State, Maryland, South Carolina and Wake Forest College.

- June 1965 — Tech withdrew from the Southern Conference.

- July 1965-May 1978 — Tech competed as an independent in virtually every varsity sport.

- May 1978 — Tech ended its 13-year status as a major independent by accepting a bid to join the Metropolitan Collegiate Athletic Conference (a.k.a. the Metro) for all sports except football.

The Hokies joined Cincinnati, Florida State, Louisville, Memphis State, St. Louis and Tulane in the Metro, which was founded in 1975.

"Affiliation with the Metro Conference is beneficial from the standpoint of scheduling, national identity and postseason activity," Tech president William Lavery said. "It will provide us with national exposure and television coverage, as well as improve the basketball schedule and bring good teams to Blacksburg."

- Feb. 5, 1991 — After 26 years as a football independent, Tech officially accepted a bid to join the newly-created BIG EAST Football Conference. Tech joined Miami, Syracuse,

Boston College, Pittsburgh, West Virginia, Temple and Rutgers as charter members of the conference.

- January 1995 — Five Metro members — UNC Charlotte, Tulane, Louisville, Southern Miss and South Florida — voted Tech and Virginia Commonwealth out of the league. At the time, those schools were planning merger with other Midwestern schools (hence, the birth of Conference USA) and the Hokies and Rams were not interested in such a merger. As a result, those five league members decided to vote them out of the league.

- Feb. 3, 1995 — Tech, VCU and the Metro agreed to a \$2.27 million settlement which the Hokies and Rams split. A portion of conference revenue was going to be withheld from the two schools, but this settlement put an end to the issue.

- Two weeks later, 1995 — Tech joined the Atlantic 10 Conference for all sports except football, which was in the BIG EAST, and wrestling, which was in the Colonial. (Tech wrestling later began competition in the Eastern Wrestling League in 1997.)

Tech AD Dave Braine picked the Atlantic 10 over the Colonial because of three factors.

"No. 1 was Northeast exposure," Braine told Bill Roth in the Feb. 17 issue of The Hokie Huddler. "No. 2 were the basketball rankings of the Atlantic 10 and the high level of play in the league. And No. 3, most of our out-of-state students are from the Northeast."

- June 24, 1999 — Tech received a proposal from the BIG EAST Conference, inviting the school to join the conference for all sports.

- July 20, 1999 — Tech submitted a counterproposal, addressing financial issues that the school had with the original proposal. BIG EAST athletic directors addressed those concerns at the athletics directors' meetings in mid-July and submitted the proposal to each school's respective president for a vote.

- Aug. 24, 1999 — Tech and the BIG EAST announced that the Hokies would join the conference for all sports beginning in 2001-02.

"Virginia Tech is thrilled to become a full member of the BIG EAST Conference and looks forward to its academic and athletic associations with the entire conference membership," Tech president Paul Torgersen said.

- November 2, 1999 — BIG EAST Conference presidents voted to advance Virginia Tech's participation as a full member to July 1, 2000.

- June 18, 2003 — In a surprise move, presidents of Atlantic Coast Conference schools

privately dropped a plan to invite Miami, Boston College and Syracuse; and instead voted on inviting Virginia Tech and Miami. This came after five weeks of negotiations with the other three schools for ACC invitations.

- June 19, 2003 — Responding to speculation that Virginia Tech has been invited to join the ACC, the university issued a release stating that no offer had been extended officially or unofficially.

- June 24, 2003 — Presidents of Atlantic Coast Conference schools held a teleconference and voted to begin the official process of offering invitations to Virginia Tech and Miami.

- June 25, 2003 — Atlantic Coast Conference officials made an official site visit to Virginia Tech, which the Hokies passed with flying colors. This was the final step before an official invitation can be extended.

- June 27, 2003 — Virginia Tech President Charles Steger announced that the Hokies had officially accepted the ACC's invitation to join the conference.

"Today we have received the formal offer of membership, which we will accept," Steger said. "We know that this affiliation will be good for our students, athletes, fans and communities for many years to come."

- July 1, 2003 — Virginia Tech and Miami were officially introduced as the 10th and 11th members of the Atlantic Coast Conference at a press conference in Greensboro, N.C.

"I'm excited for our fans and our constituency," athletics director Jim Weaver said. "This membership is something that the fan base and alumni and friends of Virginia Tech have wanted for a long time. It's home for us. We've had prior relationships with these institutions for many years and this is something our fans are excited about. I'm happy for them, for our coaches and for our student-athletes."

- July 1, 2004 — The Hokies officially joined the ACC on July 1, 2004 and began play in the 2004-05 academic year in all sports.

ACC
ATLANTIC COAST CONFERENCE

Individual Records

Most Points

Game: 34, Renee Dennis vs. Memphis State, 2/7/87
Season: 561, Amy Byrne, 1989-90
ACC Game: 33, Dawn Chriss at Florida State, 2/19/05
ACC Season: 171, Kerri Gardin, 2004-05
ACC Tour. Game: 18 Dawn Chriss vs. Wake Forest, 3/4/39

Highest Scoring Average

Season: 20.0, Amy Byrne, 1989-90
ACC Season: 12.2, Kerri Gardin, 2004-05

Most Field Goal Attempts


Game: 30, Renee Dennis, vs. Memphis State, 2/7/87
Season: 472, Renee Dennis, 1986-87
ACC Game: 18, Kerri Gardin vs. Florida State, 1/24/05, and Dawn Chriss at Florida State, 2/19/05
ACC Season: 150, Kerri Gardin, 2004-05
ACC Tour. Game: 19, Dawn Chriss vs. Wake Forest, 3/4/05

Most Field Goals Made

Game: 14, Renee Dennis vs. Florida State, 1/3/87, and Memphis State, 2/7/87, and Dawn Chriss at Florida State, 2/19/05
Season: 212, Renee Dennis, 1986-87
ACC Game: Dawn Chriss at Florida State, 2/19/05
ACC Season: 71, Kerri Gardin, 2004-05
ACC Tour. Game: 9, Dawn Chriss vs. Wake Forest, 3/4/05



Amy Byrne



Jeni Garber

Most Three-Point Field Goal Attempts

Game: 15, Jeni Garber vs. South Carolina 2/16/91, Sarah Hicks vs. Duke, 12/08/99
Season: 224, Jeni Garber, 1990-91
ACC Game: 7, Christie Marrone at Miami, 2/6/05
ACC Season: 61, Carrie Mason, 2004-05
ACC Tour. Game: 2, Carrie Mason vs. Wake Forest, 3/4/05

Most Three-Point Field Goals Made

Game: 8, Jeni Garber vs. South Carolina, 2/16/91
Season: 70, Jeni Garber, 1990-91
ACC Game: 4, Carrie Mason at North Carolina, 2/11/05
ACC Season: 27, Carrie Mason, 2004-05
ACC Tour. Game: 0

Most Consecutive Games Scoring a Three-Pointer

Career: 18, Jeni Garber, 1988-91
ACC Career: 10, Carrie Mason, 2004-05

Best Field-Goal Percentage

Game: 1.000 (9-9), Amy Byrne vs. Kentucky, 2-19-89, and Megan Finnerty (5-5) vs. Wake Forest, 1/31/05
Season: 60.2 (192-319), Tere Williams, 1998-99 (min. 200 attempts)
ACC Game: 100.0 (5-5), Megan Finnerty vs. Wake Forest, 1/31/05 (min. 5 made)
ACC Season: 50.9 (84-165), Britney Anderson, 2004-05 (min. 150 attempts)
ACC Tour. Game: 47.4 (9-19) Dawn Chriss vs. Wake Forest, 3/4/05 (min. 5 made)

Most Free Throws Attempted

Game: 17, Robin Lee vs. Florida State, 1/16/82, Christi Osborne vs. Oklahoma State, 12/20/94 and Amy Wetzel vs. Wisconsin, 3/14/98
Season: 203, Amy Byrne, 1989-90 and Amy Wetzel, 1998-99
ACC Game: 8, Erin Gibson vs. Maryland, 1/2/05, Kirby Copeland vs. Florida State, 1/24/05, Dawn Chriss at Virginia, 1/28/05, Dawn Chriss vs. Miami, 2/27/05
ACC Season: 63, Dawn Chriss, 2004-05
ACC Tour. Game: 7, Kerri Gardin vs. Wake Forest, 3/4/05

Most Free Throws Made


Game: 16, Amy Wetzel vs. Wisconsin, 3/14/98
Season: 153, Amy Wetzel, 1998-99
ACC Game: 8, Dawn Chriss at Virginia, 1/28/05
ACC Season: 50, Dawn Chriss, 2004-05
ACC Tour. Game: 7, Kerri Gardin vs. Wake Forest, 3/4/05

Best Free-Throw Percentage

Game: 1.000 (13-13), Sue Logsdon vs. William & Mary, 1/2/91, 1.000 (11-11), Christi Osborne vs. Va. Commonwealth, 2/1/94, and Ieva Kublina, 2/9/03 vs. Notre Dame, 1.000 (8-8) Dawn Chriss at Virginia, 1/28/05
Season: .889 (72-81), Sue Logsdon, 1990-91
ACC Game: 1.000 (8-8) Dawn Chriss at Virginia, 1/28/05
ACC Season: 86.7 (26-30), Carrie Mason, 2004-05
ACC Tour. Game: 1.000 (7-7), Kerri Gardin vs. Wake Forest, 3/4/05

Most Consecutive Free Throws

Season: 38, Christi Osborne, 1993-94
ACC Season: 12, Carrie Mason, 2004-05



Carrie Mason

Most Rebounds

Game: 21, Karen Garbis vs. James Madison, 2/16/78, Nicole Jones vs. Hampton, 12/29/99, Kerri Gardin vs. Virginia, 2/13/05

Season: 275, Tammie Edwards, 1981-82

ACC Game: 21, Kerri Gardin vs. Virginia, 2/13/05

ACC Season: 141, Kerri Gardin 2004-05

ACC Tour. Game: 10, Erin Gibson vs. Wake Forest, 3/4/05

Best Rebounding Average

Season: 9.8, Tammie Edwards, 1981-82

ACC Season: 10.1, Kerri Gardin, 2004-05

Most Steals

Game: 9, Taiqua Brittingham vs. Northwestern, 12/22/83

Season: 86, Lisa Witherspoon, 1998-99

ACC Game: 5, Kerri Gardin at Virginia, 1/28/05

ACC Season: 24, Dawn Chriss, 2004-05

ACC Tour. Game: 2, Dawn Chriss vs. Wake Forest, 3/4/05

Most Assists

Game: 13, Lisa Leftwich vs. Virginia Commonwealth, 2/8/92 and 13, Lisa Witherspoon vs. Dayton, 1/4/99; vs. Xavier, 2/28/99

Season: 246, Lisa Witherspoon, 1998-99

ACC Game: 9, Carrie Mason at Maryland, 2/24/05

ACC Season: 46, Carrie Mason, 2004-05

ACC Tour. Game: 1, Kerri Gardin vs.

Wake Forest, 3/4/05, Erin Gibson vs.

Wake Forest, 3/4/05, Dawn Chriss vs.

Wake Forest, 3/4/05, Britney Anderson vs.

Wake Forest, 3/4/05, Kirby Copeland vs.

Wake Forest, 3/4/05, Megan Finnerty vs.

Wake Forest, 3/4/05

Most Blocked Shots

Game: 9, Susan Walvius vs. Florida State, 1/4/86, and vs. Virginia, 12/10/85, and vs. Marshall, 2/12/85

Season: 93, Susan Walvius, 1985-86

ACC Game: 4, Kerri Gardin vs. Florida State, 1/24/05, and Erin Gibson at Miami, 2/6/05

ACC Season: 22, Erin Gibson, 2004-05

ACC Tour. Game: 1, Erin Gibson vs.

Wake Forest, 3/4/05

Most Minutes Played

Game: 54, Amy Wetzel vs. Dayton, 2/27/99 (3 OT) and Katie O'Connor vs. Dayton, 2/27/99, (3 OT)

Season: 1,110, Carrie Mason, 2003-04

ACC Game: 50, Carrie Mason vs. Florida State, 2/19/05, (30T)

ACC Season: 482, Carrie Mason, 2004-05

ACC Tour. Game: 35, Carrie Mason vs.

Wake Forest, 3/4/05

Consecutive Double-Figure

Scoring Games

Season: 28, Amy Byrne, 1989-90

Career: 38, Amy Byrne

ACC Season: 5, Carrie Mason, 2004-05

ACC Career: 5, Carrie Mason, 2004-05

INDIVIDUAL CAREER RECORDS

Most Points.....	1,791, Renee Dennis, 115 games, 1983-87
Best Scoring Average.....	15.6, Renee Dennis, 115 games, 1983-87
Most Field Goals Attempted.....	1,461, Renee Dennis, 115 games, 1983-87
Most Field Goals Made.....	694, Tere Williams, 118 games, 1997-2001
Best Field-Goal Percentage.....	.550, Tere Williams, 118 games, 1997-2001
Most Free Throw Attempts.....	638, Renee Dennis, 115 games, 1983-87
Most Free Throws Made.....	489, Amy Wetzel, 129 games, 1996-2001
Best Free-Throw Percentage.....	.829, Christi Osborne, 117 games, 1991-95
Most Rebounds.....	853, Tere Williams, 118 games, 1997-2001
Best Rebounding Average.....	7.2, Tere Williams, 118 games, 1997-2001
Most Assists.....	635, Lisa Witherspoon, 112 games, 1996-99
Most Steals.....	252, Taiqua Brittingham, 105 games, 1981-85
Most Blocked Shots.....	257, Ieva Kublina, 126 games, 2000-04
Most Games Played.....	129, Amy Wetzel, 1996-2001
Most Games Started.....	119, Amy Wetzel, 1996-2001
Most Minutes Played.....	4,129, Amy Wetzel, 1996-2001



Ieva Kublina set the Virginia Tech career blocked-shot record with this rejection against Liberty.

Team Records



Michelle Bain scored 20 of the school-record 117 points the Hokies scored against Mercer in 1987.

Most Points

Game: 117 vs. Mercer, 2/16/87
Season: 2,293, 30 games, 1983-84
ACC Game: 90 vs. Miami, 2/27/05
ACC Season: 1,044, 14 games, 2004-05
ACC Tourn. Game: 56 vs. Wake Forest, 3/4/05

Most Points, Both Teams

Game: 201 (VT 117 vs. Mercer 84), 2/16/87;
 201 (VT 103 vs. Dayton 98), 1/18/97
ACC Game: 177 (VT 83 at Florida State 94),
 2/19/05
ACC Tourn. Game: 117
 (VT 56 vs. Wake Forest 61, 3/4/05)

Most Points, Home Floor

Game: 105 vs. Southern Mississippi,
 12/28/04
ACC Game: 90 vs. Miami, 2/27/05

Most Points, Opponent's Floor

Game: 117 vs. Mercer, 2/16/87
ACC Game: 87 at Maryland, 2/24/05

Most Points, One Half

Game: 63 (2nd) vs. Western Carolina, 12/1/93
ACC Game: 49 (1st) at Maryland, 2/24/05
ACC Tourn. Game: 30 (1st) vs. Wake Forest,
 3/4/05

Fewest Points, One Half

Game: 12 (1st) vs. Virginia, 1/9/78
ACC Game: 22 (1st) vs. Virginia, 2/13/05
ACC Tourn. Game: 26 (2nd) vs. Wake Forest,
 3/4/05

Fewest Points, Both Teams

Game: 84 (JMU 47 vs. VT 37), 3/3/77
ACC Game: 119 (VT 58 vs. Virginia 61),
 2/13/05
ACC Tourn. Game: 117 (Wake Forest 61,
 VT 56), 3/4/05

Largest Victory Margin

Game: 65 vs. Southern Mississippi (105-40),
 12/28/04
ACC Game: 45 vs. Miami (90-45), 2/27/05
ACC Tourn. Game: 0

Worst Defeat

Game: 60 vs. Old Dominion (108-48),
 1/27/78
ACC Game: 26 at North Carolina (67-93),
 2/11/05
ACC Tourn. Game: 5 vs. Wake Forest
 (56-61), 3/4/05

Most Points In A Loss


Game: 90 vs. Clemson, 12/29/84
ACC Game: 83 at Florida State, 2/19/05
 (94-83, 30T)
ACC Tourn. Game: 56 vs. Wake Forest, 3/4/05

Fewest Points Scored

Game: 33 vs. Tennessee, 2/22/95
ACC Game: 58 vs. Virginia, 2/13/05
ACC Tourn. Game: 56 vs. Wake Forest, 3/4/05

Fewest Points Allowed

Game: 34 vs. Providence, 1/4/04
ACC Game: 45 vs. Miami, 2/27/05
ACC Tourn. Game: 61 vs. Wake Forest, 3/4/05



Dawn Chriss scored 19 points to help the Hokies to their biggest output on the road in the ACC, when they recorded 87 points in a win at Maryland.



Kerri Gardin led Tech with 19 points in its record 65-point win over Southern Miss in 2004.

Most Points Allowed

Game: 108 vs. Old Dominion, 1/27/78
ACC Game: 94 at Florida State,
 2/19/05 (30T)
ACC Tourn. Game: 61 vs. Wake Forest, 3/4/05

Most Field Goals Attempted

Game: 94 vs. Appalachian State, 11/17/79
Season: 2,009, 30 games, 1983-84
ACC Game: 88 at Florida State, 2/19/05
ACC Season: 636, 14 games, 2004-05
ACC Tourn. Game: 67 vs. Wake Forest, 3/4/05

Most Field Goals Made

Game: 51 vs. Mercer, 2/16/87
Season: 928, 29 games, 1984-85
ACC Game: 35 at Florida State, 2/19/05
ACC Season: 280, 14 games, 2004-05
ACC Tourn. Game: 20 vs. Wake Forest, 3/4/05

Best Field-Goal Percentage

Game: 66.1 (37-56) at Appalachian State,
 11/28/87
Season: 47.8 (771-1614), 31 games, 1999-00
ACC Game: 54.6 (34-59) at Maryland,
 2/24/05
ACC Season: 44.0 (280-636), 2004-05
ACC Tourn. Game: 29.9 (20-67), vs.
 Wake Forest, 3/4/05

Most Three-Point Field Goals Made

Game: 12, vs. Southern Mississippi, 2/13/93
Season: 140, 2001-02
ACC Game: 6, at Miami, 2/6/05; and vs. NC State, 1/17/05
ACC Season: 49, 2004-2005
ACC Tourn. Game: 0 vs. Wake Forest, 3/4/05

Most Three-Point Field Goal Attempts

Game: 26 vs. Syracuse, 1/4-03
Season: 396, 1990-91
ACC Game: 17 at Miami, 2/6/05
ACC Season: 82, 2004-05
ACC Tourn. Game: 4 vs. Wake Forest, 3/4/05

Most Three-Point Field Goals Made, Both Teams

Game: 17 (Tech vs. USC), 2/16/91; (Tech vs. Southern Mississippi), 1/18/93, (Tech vs. UT Martin), 12/28/03
ACC Game: 14 (Tech vs. Wake Forest), 1/31/05
ACC Tourn. Game: 8 (Tech vs. Wake Forest), 3/4/05

Most Three-Point Field Goal Attempts, Both Teams

Game: 45 (Tech vs. USC), 2/16/91
ACC Game: 42 (Tech vs. Wake Forest), 1/31/05
ACC Tourn. Game: 29 (Tech vs. Wake Forest), 3/4/05

Most Free Throws Attempted

Game: 58 vs. Yale, 1/9/82
Season: 754, 28 games, 1981-82
ACC Game: 29 at Clemson, 1/20/05
ACC Season: 217, 2004-05
ACC Tourn. Game: 20 vs. Wake Forest, 3/4/05

Most Free Throws Made

Game: 43 vs. Yale, 1/9/82
Season: 521, 30 games, 1993-94
ACC Game: 23 vs. Georgia Tech, 2/16/05
ACC Season: 153, 2004-05
ACC Tourn. Game: 16 vs. Wake Forest, 3/4/05

Best Free-Throw Percentage

Game: 1.000 (15-15) vs. William & Mary, 2/4/78
Season: .734, 30 games, 1993-94; .734, 31 games, 2000-01
ACC Game: 92.0 (23-25) vs. Georgia Tech, 2/16/05
ACC Season: 70.5 (153-217), 2004-05
ACC Tourn. Game: 80.0 (16-20) vs. Wake Forest, 3/4/05

Most Rebounds

Game: 75 vs. Liberty, 1/8/90
Season: 1,322, 29 games, 1979-80
ACC Game: 53 at Florida State, 2/19/05
ACC Season: 338, 2004-05
ACC Tourn. Game: 51 vs. Wake Forest, 3/4/05

Highest Rebounding Average

Season: 47.6, 24 games, 1979-80
ACC Season: 24.1, 2004-05

MISCELLANEOUS RECORDS

Tech's All-Time Varsity Record.....	468-361 (29 years)
Cassell Coliseum Record.....	265-109 (70.9 percent)
Consecutive Home Court Wins.....	25, 1992-94
Record in Metro Conference Tournament.....	13-17
Record in Atlantic 10 Conference Tournament.....	8-4
Record in BIG EAST Conference Tournament.....	4-4
Record in Atlantic Coast Conference Tournament.....	0-1
Largest Margin of Victory at Home.....	65 vs. Southern Mississippi (105-40), 12-28-2004
Worst Defeat at Home.....	108-48, Old Dominion, 1977-78
Worst Defeat on the Road.....	93-44, Virginia, 1990-91; 93-44, Louisville, 1991-92
Most Games Played.....	32, 1997-98, 2001-02
Most Wins.....	28, 1998-99
Most Losses.....	21, 1996-97
Fewest Wins.....	7, 1976-77
Fewest Losses.....	3, 1998-99
Longest Winning Streak.....	18, 1998-99
Longest Losing Streak.....	7, 1977-78
Highest Scoring Average.....	78.3, 29 games, 1984-85
Lowest Defensive Average.....	56.0, 31 games, 2003-04
Highest Won-Lost Percentage.....	.903, 28-3, 1998-99
Lowest Won-Lost Percentage.....	.323, 10-21, 1996-97
Most Consecutive Winning Seasons.....	8, 1997-98/2004-05
Most Metro Conference Wins (reg. season).....	10, 1994-95
Most Atlantic 10 Conference Wins (reg. season).....	15, 1998-99
Most BIG EAST Conference Wins (reg. season).....	11, 2001-02
Most Atlantic Coast Conference Wins (reg. season).....	6, 2004-05
Most Consecutive Metro Wins (reg. season).....	6, 1994-95
Most Consecutive Atlantic 10 Wins (reg. season).....	8, 1998-99
Most Consecutive BIG EAST Wins (reg. season).....	6, 2001-02
Most Consecutive ACC Wins (reg. season).....	2, 2004-05
Most Consecutive Metro Losses (reg. season).....	6, 1987-88
Most Consecutive Atlantic 10 Losses (reg. season).....	5, 1996-97
Most Consecutive BIG EAST Losses (reg. season).....	3, 2001-02, 2002-03
Most Consecutive Atlantic Coast Losses (reg. season).....	3, 2004-05




Amy Wetzel played an integral role in leading the Hokies to their school-record 18-game winning streak and a 28-3 record in 1998-99 when Tech advanced to the Sweet 16 of the NCAA Tournament.

Single-Game Highs

Points (Virginia Tech)

- 34 Renee Dennis vs. Memphis State, 2/7/87
- 33 Dawn Chris at Florida State, 2/19/05
- Michelle (Hollister) Houseright vs. Fordham, 3/1/96
- Renee Dennis vs. Florida State, 1/3/87
- 32 Ieva Kublina vs. Houston, 3/23/02
- Jenny Root vs. Morehead State, 2/25/93
- 31 Joyce Waddy vs. Mercer, 2/22/86
- 30 Dayna Sonovick vs. ETSU, 12/4/91
- Renee Dennis vs. North Carolina, 12/4/85
- 29 Ieva Kublina at Miami, 2/20/02
- Michelle Hollister vs. La Salle, 1/25/96
- Jenny Root vs. Radford, 2/12/92
- Amy Byrne vs. Radford, 2/28/90
- Michelle Bain vs. Florida State, 2/20/88
- Susan Walvius vs. Mercer, 2/22/86
- Susan Walvius vs. Virginia, 12/10/85
- Robin Lee vs. Florida State, 1/16/82
- 28 Sarah Hicks at Louisiana State, 11/25/01
- Amy Wetzel vs. Xavier, 2/28/99
- Amy Wetzel vs. Wisconsin, 3/14/98
- Michelle (Hollister) Houseright vs.
George Washington, 2/27/96
- Jeni Garber vs. Memphis State, 3/9/89



Dawn Chris (above) scored 33 against Florida State last season to come within a point of Tech's all-time record of 34 set by Renee Dennis (right) in 1987.



Rebounds (Virginia Tech)


- 21 Kerri Gardin vs. Virginia, 2/13/05
- Nicole Jones vs. Hampton, 12/29/99
- Karen Garbis vs. James Madison, 2/16/78
- 19 Tammie Edwards vs. Detroit, 12/28/81
- Debbie Stovall vs. Emory and Henry, 12/9/77
- 18 Joyce Waddy vs. Louisville, 2/23/87
- Susan Walvius vs. Florida State, 1/4/86
- Peg Bunger vs. West Virginia, 2/22/78
- Peg Bunger vs. Va. Commonwealth, 2/17/78
- 17 Ieva Kublina vs. Villanova, 2/22/03
- Michelle (Hollister) Houseright vs. James Madison, 12/21/97
- Tammie Edwards vs. N.C. State, 12/6/82

Points (Opponent)

- 41 Bev Smith (Morehead State), 2/25/93
- Stephanie Howard (Radford), 2/10/88
- 39 Keisha Johnson (Tulane), 1/15/94
- Janet Knight (Clemson), 12/29/84
- 38 Korie Hlede (Duquesne), 1/27/98
- 37 Beth Hunt (South Carolina), 2/5/90
- 36 Cheryl Cook (Cincinnati), 1/28/84
- Karen Pelphrey (Marshall), 11/29/82
- 35 Tamara James (Miami), 2/6/05
- Kelly Hoover (Va. Commonwealth), 3/2/87
- Christi Hester (Dayton), 1/18/97
- 34 Heather Burge (Virginia), 12/8/92
- Bev Burnette (Florida State), 2/20/88
- Cheryl Cook (Cincinnati), 1/26/85
- Karen Stephens (Temple), 12/28/82
- Susan Highfill (Roanoke), 2/15/77
- 33 Katie Beck (ETSU), 1/21/86
- Caroline Mast (Ohio Univ.), 11/24/84
- 32 Chandi Jones (Houston), 3/23/02
- Daphne Hawkins (Virginia), 12/8/87

Rebounds (Opponent)

- 22 DeShawne Blocker (ETSU), 1/2/94
- 21 Glenda Stokes (Florida State), 1/16/82
- Anne Donovan (Old Dominion), 3/6/81
- Pam Miklasevich (Pittsburgh), 2/19/80
- 20 Kristin Wilson (UNCC), 2/24/86
- 19 Wilhelmina Smith (Southern Miss), 2/24/84
- Anne Donovan (Old Dominion), 12/20/82
- Paula Bennett (UNCC), 1/26/80



Kerri Gardin (above) grabbed 21 rebounds last season at home against Virginia to tie the Hokies' record held by Nicole Jones (left) and Karen Garbis.

Records by Class

Freshman Year

Points	427	Kim Seaver.....	1996-97
Scoring Average.....	13.8	Kim Seaver.....	1996-97
FG Made	182	Kim Seaver.....	1996-97
FG Attempted	352	Julie Williams.....	1979-80
	352	Kim Seaver.....	1996-97
FG Percentage604	Nicole Jones.....	1998-99
3PT FG Made53	Sarah Hillyer	1989-90
3PT FG Attempted	138	Sarah Hillyer	1989-90
3PT FG Percentage408	Carrie Mason	2002-03
FT Made.....	112	Amy Wetzel	1997-98
FT Attempted	140	Amy Wetzel	1997-98
FT Percentage.....	.889	Sue Logsdon.....	1990-91
Rebounds	237	Tere Williams	1997-98
Rebounding Average.....	7.6	Tere Williams	1997-98
Assists	106	Carrie Mason	2002-03
Steals	57	Sonya Dalton	1979-80
	57	Amy Wetzel	1997-98
Blocks	35	Ieva Kublina.....	2000-01

Sophomore Year

Points	498	Ieva Kublina.....	2001-02
Scoring Average.....	17.3	Michelle Hollister	1995-96
FG Made	198	Ieva Kublina.....	2001-02
FG Attempted	419	Ieva Kublina.....	2001-02
FG Percentage602	Tere Williams	1998-99
3PT FG Made51	Carrie Mason	2003-04
3PT FG Attempted	140	Sarah Hicks	1999-00
3PT FG Percentage487	Dayna Sonovick	1988-89
FT Made.....	153	Amy Wetzel	1998-99
FT Attempted	203	Amy Wetzel	1998-99
FT Percentage.....	.837	Dawn Chriss	2003-04
Rebounds	249	Ieva Kublina.....	2001-02
Rebounding Average.....	9.1	Michelle Hollister	1995-96
Assists	124	Lisa Witherspoon	1996-97
Steals	70	Sandy Berry.....	1978-79
Blocks	86	Ieva Kublina.....	2001-02




Kim Seaver

Junior Year

Points	538	Renee Dennis	1985-86
Scoring Average.....	19.9	Renee Dennis	1985-86
FG Made	201	Renee Dennis	1985-86
FG Attempted	445	Renee Dennis	1985-86
FG Percentage595	Terre Williams	1999-00
3PT FG Made57	Jeni Garber	1988-89
3PT FG Attempted	173	Jeni Garber	1988-89
3PT FG Percentage460	Sue Logsdon.....	1992-93
FT Made.....	136	Renee Dennis	1985-86
FT Attempted	202	Renee Dennis	1985-86
FT Percentage.....	.874	Christi Osborne.....	1993-94
Rebounds	275	Tammie Edwards.....	1981-82
Rebounding Average.....	9.8	Tammie Edwards.....	1981-82
Assists	219	Lisa Witherspoon	1997-98
Steals	78	Taiqua Brittingham.....	1983-84
Blocks	73	Susan Walvius.....	1984-85

Senior Year

Points	561	Amy Byrne	1989-90
Scoring Average.....	20.0	Amy Byrne	1989-90
FG Made	212	Renee Dennis	1986-87
FG Attempted	472	Renee Dennis	1986-87
FG Percentage564	Michelle Bain	1987-88
3PT FG Made70	Jeni Garber	1990-91
3PT FG Attempted	224	Jeni Garber	1990-91
3PT FG Percentage400	Sarah Hicks	2001-02
FT Made.....	151	Amy Byrne	1989-90
FT Attempted	203	Amy Byrne	1989-90
FT Percentage.....	.863	Chrystal Starling	2002-03
Rebounds	272	Susan Walvius.....	1985-86
Rebounding Average.....	9.7	Susan Walvius.....	1985-86
Assists	246	Lisa Witherspoon	1998-99
Steals	86	Lisa Witherspoon	1998-99
Blocks	93	Susan Walvius.....	1985-86



Chrystal Starling


Year-by-Year Leaders

Scoring Average

76-77..... Kelly Bradley	13.0
77-78..... Karen Garbis	12.6
78-79..... Karen Garbis	12.1
79-80..... Julie Williams	12.4
80-81..... Maureen Corrigan	11.7
81-82..... Robin Lee	12.5
82-83..... Tammie Edwards.....	11.0
83-84..... Taiqua Brittingham	13.3
84-85..... Renee Dennis.....	14.2
85-86..... Renee Dennis.....	19.9
86-87..... Renee Dennis.....	19.2
87-88..... Michelle Bain.....	16.8
88-89..... Amy Byrne	15.0
89-90..... Amy Byrne	20.0
90-91..... Jeni Garber	13.6
91-92..... Lisa Griffith.....	12.3
92-93..... Jenny Root.....	14.9
93-94..... Christi Osborne	14.5
94-95..... Jenny Root.....	16.5
95-96..... Michelle (Hollister) Houseright	17.3
96-97..... Kim Seaver	13.8
97-98..... Tere Williams	13.4
98-99..... Tere Williams	15.6
99-00..... Tere Williams	15.2
00-01..... Tere Williams	15.2
01-02..... Ieva Kublina	15.6
02-03..... Ieva Kublina	15.0
03-04..... Ieva Kublina	13.7
04-05..... Erin Gibson	11.3

Points

76-77..... Kelly Bradley	208
77-78..... Peg Bunger.....	288
78-79..... Karen Garbis	291
79-80..... Julie Williams	359
80-81..... Maureen Corrigan	350
81-82..... Robin Lee	350
82-83..... Tammie Edwards.....	275
83-84..... Taiqua Brittingham	387
84-85..... Renee Dennis.....	412
85-86..... Renee Dennis.....	538
86-87..... Renee Dennis.....	558
87-88..... Michelle Bain.....	471
88-89..... Amy Byrne	435
89-90..... Amy Byrne	561
90-91..... Jeni Garber	367
91-92..... Lisa Griffith.....	333
92-93..... Jenny Root.....	416
93-94..... Christi Osborne	434
94-95..... Jenny Root.....	510
95-96..... Michelle (Hollister) Houseright	467
96-97..... Kim Seaver	427
97-98..... Tere Williams	414
98-99..... Tere Williams	468
99-00..... Tere Williams	411
00-01..... Tere Williams	457
01-02..... Ieva Kublina	498
02-03..... Ieva Kublina	481
03-04..... Ieva Kublina	426
04-05..... Erin Gibson	328



Maureen Corrigan

Rebounds

76-77..... Karen Garbis	96
77-78..... Peg Bunger.....	184
78-79..... Sandy Berry	176
79-80..... Julie Williams	227
80-81..... Maureen Corrigan	172
81-82..... Tammie Edwards.....	275
82-83..... Tammie Edwards.....	215
83-84..... Robin Lee	171
84-85..... Renee Dennis.....	215
85-86..... Susan Walvius.....	272
86-87..... Renee Dennis.....	205
87-88..... Michelle Bain.....	215
88-89..... Missy Sallade.....	252
89-90..... Missy Sallade.....	237
90-91..... Dayna Sonovick.....	157
91-92..... Angela Donnell	147
92-93..... Jenny Root.....	224
93-94..... Jenny Root.....	218
94-95..... Jenny Root.....	253
95-96..... Michelle (Hollister) Houseright	245
96-97..... Renee Maitland	191
97-98..... Tere Williams	237
98-99..... Tere Williams	221
99-00..... Tere Williams	218
00-01..... Tere Williams	177
01-02..... Ieva Kublina	249
02-03..... Ieva Kublina	238
03-04..... Erin Gibson	215
04-05..... Kerri Gardin.....	232

Rebounding Average

76-77..... Karen Garbis	7.4
77-78..... Karen Garbis	8.1
78-79..... Sandy Berry	7.3
79-80..... Julie Williams	7.8
80-81..... Maureen Corrigan	5.7
81-82..... Tammie Edwards.....	9.8
82-83..... Tammie Edwards.....	8.6
83-84..... Robin Lee	5.7
84-85..... Renee Dennis; Susan Walvius	7.4
85-86..... Susan Walvius.....	9.7
86-87..... Renee Dennis.....	7.1
87-88..... Michelle Bain.....	7.7
88-89..... Missy Sallade	8.7
89-90..... Missy Sallade.....	8.5
90-91..... Dayna Sonovick.....	5.8
91-92..... Angela Donnell	5.3
92-93..... Jenny Root.....	8.0
93-94..... Jenny Root.....	7.3
94-95..... Jenny Root.....	8.2
95-96..... Michelle (Hollister) Houseright	9.1
96-97..... Renee Maitland	6.2
97-98..... Tere Williams	7.6
98-99..... Tere Williams	7.4
99-00..... Tere Williams	8.1
00-01..... Tere Williams	5.9
01-02..... Ieva Kublina	7.8
02-03..... Ieva Kublina	7.4
03-04..... Erin Gibson	6.9
04-05..... Kerri Gardin.....	8.0



Tammie Edwards

Field Goals Made

76-77..... Kelly Bradley	94
77-78..... Karen Garbis	125
78-79..... Karen Garbis	146
79-80..... Julie Williams	167
80-81..... Maureen Corrigan	120
81-82..... Kathy Hanover	132
82-83..... Kathy Hanover	109
83-84..... Taiqua Brittingham	164
84-85..... Susan Walvius	175
85-86..... Susan Walvius	202
86-87..... Renee Dennis.....	212
87-88..... Michelle Bain.....	204
88-89..... Amy Byrne	163
89-90..... Amy Byrne	205
90-91..... Dayna Sonovick.....	135
91-92..... Lisa Griffith.....	132
92-93..... Jenny Root.....	163
93-94..... Jenny Root.....	165
94-95..... Jenny Root.....	204
95-96..... Michelle (Hollister) Houseright	177
96-97..... Kim Seaver	182
97-98..... Tere Williams	170
98-99..... Tere Williams	192
99-00..... Tere Williams	156
00-01..... Tere Williams	176
01-02..... Ieva Kublina	198
02-03..... Ieva Kublina	173
03-04..... Ieva Kublina	155
04-05..... Kerri Gardin.....	128

Field Goal Percentage

76-77..... Kelly Bradley	461
77-78..... Peg Bunger.....	466
78-79..... Peg Bunger.....	496
79-80..... Julie Williams	474
80-81..... Julie Williams	490
81-82..... Taiqua Brittingham	525
82-83..... Taiqua Brittingham	460
83-84..... Taiqua Brittingham	529
84-85..... Joyce Waddy.....	538
85-86..... Joyce Waddy.....	508
86-87..... Michelle Bain.....	526
87-88..... Michelle Bain.....	564
88-89..... Missy Sallade	573
89-90..... Amy Byrne	498
90-91..... Lisa Griffith.....	469
91-92..... Lisa Griffith.....	500
92-93..... Jenny Root.....	580
93-94..... Jenny Root.....	511
94-95..... Jenny Root.....	533
95-96..... Michelle (Hollister) Houseright	492
96-97..... Kim Seaver	517
97-98..... Tere Williams	538
98-99..... Tere Williams	602
99-00..... Tere Williams	595
00-01..... Tere Williams	481
01-02..... Ieva Kublina	473
02-03..... Erin Gibson	474
03-04..... Erin Gibson	485
04-05..... Britney Anderson.....	509

3-Pt Field Goals Made

87-88..... Lisa Haney	29
88-89..... Jeni Garber	57
89-90..... Sarah Hillyer.....	53

90-91..... Jeni Garber	70
91-92..... Dayna Sonovick.....	28
92-93..... Lisa Griffith.....	31
93-94..... Sue Logsdon.....	25
94-95..... Christi Osborne	23
95-96..... Sherry Banks	28
96-97..... Renee Maitland	36
97-98..... Maria Albertsson	20
98-99..... Maria Albertsson	31
99-00..... Sarah Hicks	36
00-01..... Sarah Hicks	42
01-02..... Sarah Hicks	64
02-03..... Carrie Mason.....	42
03-04..... Carrie Mason.....	51
04-05..... Carrie Mason.....	45

Free Throws Made

76-77..... Karen Garbis	37
77-78..... Karen Garbis	68
78-79..... Sis Spriggs	51
79-80..... Sandy Berry	58
80-81..... Maureen Corrigan	110
81-82..... Tammie Edwards.....	100
82-83..... Tammie Edwards.....	73
83-84..... Robin Lee	79
84-85..... Renee Dennis.....	86
85-86..... Renee Dennis.....	136
86-87..... Renee Dennis.....	134
87-88..... Michelle Bain.....	63
88-89..... Missy Sallade	124
89-90..... Amy Byrne	151
90-91..... Lisa Griffith.....	74
91-92..... Jenny Root.....	50
92-93..... Jenny Root.....	90
93-94..... Christi Osborne	97
94-95..... Jenny Root.....	102
95-96..... Michelle (Hollister) Houseright	107
96-97..... Kim Seaver	63
97-98..... Amy Wetzel	112
98-99..... Amy Wetzel	153

99-00..... Amy Wetzel	101
00-01..... Tere Williams	104
01-02..... Chrystal Starling.....	104
02-03..... Ieva Kublina	112
03-04..... Ieva Kublina	95
04-05..... Dawn Chriss.....	81

Free Throw Percentage

(Minimum of 2 attempts per game)

76-77..... Thea Bertoia.....	656
77-78..... Karen Garbis	648
78-79..... Pauline Landes.....	606
79-80..... Sandy Berry	763
80-81..... Maureen Corrigan	775
81-82..... Maureen Corrigan	737
82-83..... Taiqua Brittingham	660
83-84..... Robin Lee	760
84-85..... Robin Lee	720
88-89..... Amy Byrne	820
89-90..... Amy Byrne	744
90-91..... Sue Logsdon	889
91-92..... Jenny Root.....	714
92-93..... Lisa Griffith.....	836
93-94..... Christi Osborne	874
94-95..... Christi Osborne	816
95-96..... Terri Garland.....	779
96-97..... Katie O'Connor.....	820
97-98..... Kelly Drinka.....	870
98-99..... Amy Wetzel	754
99-00..... Tere Williams	811
00-01..... Chrystal Starling.....	869
01-02..... Chrystal Starling.....	806
02-03..... Chrystal Starling.....	863
03-04..... Dawn Chriss.....	837
04-05..... Carrie Mason.....	831

Assists

76-77..... <i>not recorded</i>	
77-78..... Gail Kelly	46
78-79..... Sandy Berry	120
79-80..... Sandy Berry	139
80-81..... Sandy Berry	125
81-82..... Jackie Ansley.....	94
82-83..... Jackie Ansley.....	94
83-84..... Jackie Ansley.....	115
84-85..... Taiqua Brittingham	114
85-86..... Maureen Donovan.....	164
86-87..... Maureen Donovan.....	143
87-88..... Denise Kayajian	97
88-89..... Stephanie Green.....	108
89-90..... Sandy Michel	83
90-91..... Jeni Garber	108
91-92..... Phyllis Tonkin	97
92-93..... Lisa Leftwich	100
93-94..... Lisa Leftwich	110
94-95..... Terri Garland.....	116
95-96..... Terri Garland.....	102
96-97..... Lisa Witherspoon.....	124
97-98..... Lisa Witherspoon.....	219
98-99..... Lisa Witherspoon.....	246
99-00..... Amy Wetzel	152
00-01..... Amy Wetzel	86
01-02..... Lisa Guarneri	127
02-03..... Carrie Mason.....	106
03-04..... Kerri Gardin.....	90
04-05..... Carrie Mason.....	98



Sandy Berry

Top Ten

The Hokies' Top Performances

Points (Career)

1983-87	Renee Dennis, 115 games	1791
97-01	Tere Williams, 118 games	1750
00-04	Ieva Kublina, 126 games	1647
91-95	Jenny Root, 117 games	1582
91-95	Christi Osborne, 117 games	1500
96-01	Amy Wetzel, 129 games	1444
99-03	Chrystal Starling, 121 games	1340
86-90	Amy Byrne, 113 games	1291
82-86	Susan Walvius, 105 games	1161
81-85	Robin Lee, 112 games	1147

Points (Season)

1989-90	Amy Byrne, Sr., 28 games	561
86-87	Renee Dennis, Sr., 29 games	558
85-86	Renee Dennis, Jr., 27 games	538
94-95	Jenny Root, Sr., 31 games	510
01-02	Ieva Kublina, So., 32 games	498
02-03	Ieva Kublina, Jr., 32 games	481
85-86	Susan Walvius, Sr., 28 games	475
87-88	Michelle Bain, Sr., 28 games	471
98-99	Tere Williams, So., 31 games	468
95-96	Michelle (Hollister) Houseright, So., 27 games	467

Scoring Average (Career)

1983-87	Renee Dennis, 115 games	15.6
97-01	Tere Williams, 118 games	14.8
91-95	Jenny Root, 117 games	13.5
00-04	Ieva Kublina, 126 games	13.1
91-95	Christi Osborne, 117 games	12.8
88-91	Jeni Garber, 56 games	12.6
86-90	Amy Byrne, 113 games	11.4
96-01	Amy Wetzel, 129 games	11.2
99-03	Chrystal Starling, 121 games	11.1
86-87	Susan Walvius, 105 games	11.1

Scoring Average (Season)

1989-90	Amy Byrne, Sr., 28 games	20.0
85-86	Renee Dennis, Jr., 27 games	19.9
86-87	Renee Dennis, Sr., 29 games	19.2
95-96	Michelle (Hollister) Houseright, So., 27 games	17.3
85-86	Susan Walvius, Sr., 28 games	17.0
87-88	Michelle Bain, Sr., 28 games	16.8
94-95	Jenny Root, Sr., 31 games	16.5
01-02	Ieva Kublina, So., 32 games	15.6
98-99	Tere Williams, So., 31 games	15.6
00-01	Tere Williams, Sr., 30 games	15.2



Renee Dennis

Field-Goal Percentage (Career)

(Minimum 3 made per game)

1997-01	Tere Williams, 118 games	(694-1263)	.550
91-95	Jenny Root, 117 games	(626-1163)	.538
86-90	Missy Sallade, 108 games	(328-630)	.521
84-88	Michelle Bain, 110 games	(447-851)	.511
81-85	Taiqua Brittingham, 105 games	(383-751)	.510
02-	Dawn Chriss, 85 games	(260-532)	.489
82-86	Susan Walvius, 105 games	(505-1046)	.483
79-81	Julie Williams, 58 games	(269-560)	.480
01-05	Erin Gibson, 123 games	(439-926)	.474
86-90	Amy Byrne, 113 games	(479-1021)	.470
89-93	Lisa Griffith, 102 games	(389-832)	.467
95-99	Michelle (Hollister) Houseright, 115 games	(426-912)	.467

Field-Goal Percentage (Season)

(Minimum 4 made per game)

1998-99	Tere Williams, So., 31 games	(192-319)	.602
99-00	Tere Williams, Jr., 27 games	(156-262)	.595
92-93	Jenny Root, So., 28 games	(163-281)	.580
88-89	Missy Sallade, Jr., 29 games	(138-241)	.573
87-88	Michelle Bain, Sr., 28 games	(204-362)	.564
97-98	Tere Williams, Fr., 31 games	(170-316)	.538
94-95	Jenny Root, Sr., 31 games	(204-383)	.533
83-84	Taiqua Brittingham, Jr., 29 games	(164-310)	.529
86-87	Michelle Bain, Jr., 29 games	(131-249)	.526
84-85	Renee Dennis, So., 29 games	(163-313)	.521



Tere Williams

Field Goals Made (Career)

1997-01	Tere Williams, 118 games	694
83-87	Renee Dennis, 115 games	680
91-95	Jenny Root, 117 games	626
00-04	Ieva Kublina, 126 games	613
91-95	Christi Osborne, 117 games	581
82-86	Susan Walvius, 105 games	505
86-90	Amy Byrne, 113 games	479
99-03	Chrystal Starling, 121 games	462
82-86	Angie Kelly, 104 games	451
84-88	Michelle Bain, 110 games	447

Field Goals Made (Season)

1986-87	Renee Dennis, Sr., 29 games	212
89-90	Amy Byrne, Sr., 28 games	205
94-95	Jenny Root, Sr., 31 games	204
87-88	Michelle Bain, Sr., 28 games	204
85-86	Susan Walvius, Sr., 28 games	202
85-86	Renee Dennis, Jr., 27 games	201
01-02	Ieva Kublina, So., 32 games	198
98-99	Tere Williams, So., 31 games	192
96-97	Kim Seaver, Fr., 31 games	182
95-96	Michelle (Hollister) Houseright, So., 27 games	177

Three-Point FG Made (Career)

1997-02	Sarah Hicks, 119 games	157
02-	Carrie Mason, 92 games	138
88-91	Jeni Garber, 56 games	127
87-92	Dayna Sonovick, 85 games	84
00-04	Ieva Kublina, 126 games	77
91-95	Christi Osborne, 117 games	71
96-01	Amy Wetzel, 129 games	67
99-03	Chrystal Starling, 121 games	65
94-98	Renee Maitland, 99 games	64
89-93	Lisa Griffith, 102 games	64

Three-Point FG Made (Season)

1990-91	Jeni Garber, Sr., 27 games	70
01-02	Sarah Hicks, Sr., 32 games	64
88-89	Jeni Garber, Jr., 29 games	57
03-04	Carrie Mason, So., 31 games	51
89-90	Sarah Hillyer, Fr., 28 games	53
04-05	Carrie Mason, Jr., 29 games	45
02-03	Carrie Mason, Fr., 32 games	42
00-01	Sarah Hicks, Jr., 31 games	42
99-00	Sarah Hicks, So., 31 games	36
96-97	Renee Maitland, Jr., 31 games	36

Free Throws Made (Career)

1996-01	Amy Wetzel, 129 games	489
83-87	Renee Dennis, 115 games	431
97-01	Tere Williams, 118 games	361
99-03	Chrystal Starling, 121 games	351
00-04	Ieva Kublina, 126 games	344
86-90	Amy Byrne, 113 games	333
91-95	Jenny Root, 117 games	329
81-85	Robin Lee, 112 games	289
86-90	Missy Sallade, 108 games	270
91-95	Christi Osborne, 117 games	267

Free Throws Made (Season)

1998-99	Amy Wetzel, So., 31 games	153
89-90	Amy Byrne, Sr., 28 games	151
85-86	Renee Dennis, Jr., 27 games	136
86-87	Renee Dennis, Sr., 29 games	134
88-89	Missy Sallade, Jr., 29 games	124
02-03	Ieva Kublina, Jr., 32 games	112
97-98	Amy Wetzel, r-Fr., 31 games	112
80-81	Maureen Corrigan, Jr., 30 games	110
88-89	Amy Byrne, Jr., 29 games	109
89-90	Missy Sallade, Sr., 28 games	108

Rebounds (Career)

1997-01	Tere Williams, 118 games	853
00-04	Ieva Kublina, 126 games	845
91-95	Jenny Root, 117 games	815
83-87	Renee Dennis, 115 games	792
01-05	Erin Gibson, 123 games	752
79-83	Tammie Edwards, 107 games	748
82-86	Susan Walvius, 105 games	644
84-88	Michelle Bain, 110 games	619
86-90	Amy Byrne, 113 games	618
86-90	Missy Sallade, 108 games	610

Rebounds (Season)

1981-82	Tammie Edwards, Jr., 28 games	275
85-86	Susan Walvius, Sr., 28 games	272
94-95	Jenny Root, Sr., 31 games	253
88-89	Missy Sallade, Jr., 29 games	252
01-02	Ieva Kublina, So., 32 games	249
95-96	Michelle Hollister, So., 27 games	245
02-03	Ieva Kublina, Jr., 32 games	238
89-90	Missy Sallade, Sr., 28 games	237
97-98	Tere Williams, Fr., 31 games	237
04-05	Kerri Gardin, Jr., 29 games	232



Tammy Edwards

Rebounding Average (Career)

1997-01	Tere Williams, 118 games	7.2
91-95	Jenny Root, 117 games	7.0
76-79	Karen Garbis, 62 games	7.0
79-83	Tammie Edwards, 107 games	7.0
83-87	Renee Dennis, 115 games	6.9
00-04	Ieva Kublina, 126 games	6.7
79-81	Julie Williams, 58 games	6.3
01-05	Erin Gibson, 94 games	6.1
82-86	Susan Walvius, 105 games	6.1
86-88	Wendy Sanders, 54 games	5.9

Rebounding Average (Season)

1981-82	Tammie Edwards, Jr., 28 games	9.8
85-86	Susan Walvius, Sr., 28 games	9.7
95-96	Michelle (Hollister) Houseright, So., 27 games	9.1
88-89	Missy Sallade, Jr., 29 games	8.7
82-83	Tammie Edwards, Sr., 25 games	8.6
89-90	Missy Sallade, Sr., 28 games	8.5
99-00	Tere Williams, Jr., 27 games	8.4
85-86	Renee Dennis, Jr., 27 games	8.3
94-95	Jenny Root, Sr., 31 games	8.2
77-78	Karen Garbis, Jr., 22 games	8.1

Assists (Career)

1996-99	Lisa Witherspoon, 112 games	635
83-87	Maureen Donovan, 115 games	410
96-01	Amy Wetzel, 129 games	399
78-81	Sandy Berry, 83 games	384
91-95	Lisa Leftwich, 111 games	371
92-96	Terri Garland, 114 games	369
88-92	Phyllis Tonkin, 100 games	319
91-95	Christi Osborne, 117 games	316
81-84	Jackie Ansley, 83 games	312
81-85	Taiqua Brittingham, 105 games	303

Assists (Season)

1998-99	Lisa Witherspoon, Sr., 30 games	246
97-98	Lisa Witherspoon, Jr., 31 games	219
85-86	Maureen Donovan, Jr., 28 games	164
99-00	Amy Wetzel, Jr., 31 games	152
86-87	Maureen Donovan, Sr., 29 games	143
79-80	Sandy Berry, Jr., 29 games	139
01-02	Lisa Guarneri, Sr., 32 games	127
80-81	Sandy Berry, Sr., 30 games	125
96-97	Lisa Witherspoon, So., 23 games	124
78-79	Sandy Berry, So., 24 games	120



Lisa Witherspoon

Blocked Shots (Career)

2000-04	Ieva Kublina, 126 games	256
82-86	Susan Walvius, 105 games	204
91-95	Jenny Root, 117 games	133
84-88	Michelle Bain, 110 games	109
01-05	Erin Gibson, 94 games	108
96-00	Kim Seaver, 85 games	106
79-81	Julie Williams, 82 games	82
89-93	Lisa Griffith, 102 games	77
86-90	Missy Sallade, 108 games	71
00-01	Tere Williams, 118 games	67

Blocked Shots (Season)

1985-86	Susan Walvius, Sr., 28 games	93
01-02	Ieva Kublina, So., 32 games	86
84-85	Susan Walvius, Jr., 28 games	73
03-04	Ieva Kublina, Sr., 31 games	73
02-03	Ieva Kublina, Jr., 32 games	62
96-97	Kim Seaver, Fr., 31 games	54
96-97	Meg Hunter, Fr., 31 games	49
79-80	Julie Williams, Fr., 29 games	43
86-87	Michelle Bain, Jr., 29 games	43
04-05	Erin Gibson, Sr., 29 games	43

Steals (Career)

1981-85	Taiqua Brittingham, 105 games	252
96-01	Amy Wetzel, 129 games	235
96-99	Lisa Witherspoon, 112 games	219
78-81	Sandy Berry, 83 games	175
91-95	Lisa Leftwich, 111 games	161
81-84	Jackie Ansley, 83 games	157
92-96	Terri Garland, 114 games	144
83-87	Maureen Donovan, 115 games	142
82-86	Angie Kelly, 104 games	140
99-03	Chrystal Starling, 121 games	127

Steals (Season)

1998-99	Lisa Witherspoon, Sr., 30 games	86
83-84	Taiqua Brittingham, Jr., 29 games	78
96-97	Renee Maitland, Jr., 31 games	77
78-79	Sandy Berry, So., 24 games	70
83-84	Jackie Ansley, Sr., 30 games	68
84-85	Taiqua Brittingham, Sr., 23 games	66
82-83	Taiqua Brittingham, So., 25 games	62
97-98	Lisa Witherspoon, Jr., 31 games	62
88-89	Jeni Garber, Jr., 29 games	60
03-04	Carrie Mason, So., 31 games	58

Free-Throw Percentage (Career)

(Minimum 1.5 made per game)

1991-95	Christi Osborne, 117 games	(267-322)	.829
99-03	Chrystal Starling, 121 games	(351-425)	.826
02-02	Carrie Mason, 63 games	(225-282)	.798
90-94	Sue Logsdon, 105 games	(203-257)	.790
89-93	Lisa Griffith, 102 games	(191-247)	.773
02-02	Dawn Chriss, 85 games	(191-248)	.770
00-04	Ieva Kublina, 126 games	(344-447)	.770
80-82	Maureen Corrigan, 55 games	(166-218)	.761
86-90	Amy Byrne, 113 games	(333-438)	.760
96-99	Katie O'Connor, 120 games	(216-286)	.755

Free-Throw Percentage (Season)

(Min. 60 attempts)

1990-91	Sue Logsdon, Fr., 27 games	(72-81)	.889
93-94	Christi Osborne, Jr., 30 games	(97-111)	.874
00-01	Chrystal Starling, So., 31 games	(93-107)	.869
02-03	Chrystal Starling, Sr., 27 games	(88-102)	.863
92-93	Lisa Griffith, Sr., 28 games	(62-74)	.838
03-04	Dawn Chriss, So., 31 games	(87-104)	.837
04-05	Carrie Mason, Jr., 29 games	(64-77)	.831
90-91	Lisa Griffith, So., 27 games	(74-89)	.831
03-04	Ieva Kublina, Sr., 31 games	(95-115)	.826
88-89	Amy Byrne, Jr., 29 games	(109-133)	.820



Sue Logsdon

The 1,000-Point Club

Renee Dennis • 1,791

Year	G/GS	Min.	FG-FGA	Pct.	3P-3PA	Pct.	FT-FTA	Pct.	Reb.	Avg.	A	TO	BS	ST	Pts.	Avg.
1983-84	30/2	618	104-231	.450	-----	---	75-116	.647	148	4.9	9	50	5	11	283	9.4
1984-85	29/25	789	163-313	.521	-----	---	86-138	.623	215	7.4	11	73	8	21	412	14.2
1985-86	27/27	956	201-445	.452	-----	---	136-202	.673	224	8.3	25	98	5	22	538	19.9
1986-87	29/29	1,001	212-472	.449	-----	---	134-182	.736	205	7.1	46	100	0	22	558	19.2
Total	115/83	3,364	680-1,461	.465	-----	---	431-638	.676	792	6.9	91	321	18	76	1,791	15.6

Tere Williams • 1,750

Year	G/GS	Min.	FG-FGA	Pct.	3P-3PA	Pct.	FT-FTA	Pct.	Reb.	Avg.	A	TO	BS	ST	Pts.	Avg.
1997-98	31/28	776	170-316	.538	0-0	.000	74-124	.597	237	7.6	16	85	15	36	414	13.4
1998-99	30/29	822	192-319	.604	0-0	.000	84-113	.750	221	7.5	27	66	22	29	468	15.6
1999-00	27/25	807	156-262	.595	0-1	.000	99-122	.811	218	8.4	19	76	14	32	411	15.1
2000-01	30/30	814	176-366	.481	1-15	.067	104-136	.764	177	5.9	30	78	16	26	457	15.2
Total	118/112	3,219	694-1,263	.550	1-16	.063	361-495	.729	853	7.2	92	305	67	123	1,750	14.8

Ieva Kublina • 1,647

Year	G/GS	Min.	FG-FGA	Pct.	3P-3PA	Pct.	FT-FTA	Pct.	Reb.	Avg.	A	TO	BS	ST	Pts.	Avg.
1900-01	31/3	642	87-199	.437	13-38	.342	55-85	.647	154	5.0	15	46	35	11	242	7.8
2001-02	32/32	976	198-419	.473	20-53	.377	82-107	.766	249	7.8	30	74	86	23	498	15.6
2002-03	32/32	1,046	173-383	.452	23-65	.354	112-140	.800	238	7.4	44	81	62	30	481	15.0
2003-04	31/31	999	155-374	.414	21-78	.269	95-115	.826	204	6.6	26	72	73	23	426	13.7
Totals	126/98	3,663	613-1,375	.446	77-234	.329	344-447	.770	845	6.7	115	273	256	87	1,647	13.1

Jenny Root • 1,582

Year	G/GS	Min.	FG-FGA	Pct.	3P-3PA	Pct.	FT-FTA	Pct.	Reb.	Avg.	A	TO	BS	ST	Pts.	Avg.
1991-92	28/1	527	94-176	.534	1-1	1.000	50-70	.714	120	4.3	12	38	27	14	239	8.5
1992-93	28/25	777	163-281	.580	0-0	.000	90-123	.732	224	8.0	22	58	39	20	416	14.9
1993-94	30/30	924	165-323	.511	0-0	.000	87-136	.640	218	7.3	21	46	30	26	417	13.9
1994-95	31/31	962	204-383	.533	0-0	.000	102-157	.650	253	8.2	30	74	37	27	510	16.5
Total	117/87	3,190	626-1,163	.538	1-1	1.000	329-486	.677	815	7.0	85	216	133	87	1,582	13.5

Christi Osborne • 1,500

Year	G/GS	Min.	FG-FGA	Pct.	3P-3PA	Pct.	FT-FTA	Pct.	Reb.	Avg.	A	TO	BS	ST	Pts.	Avg.
1991-92	28/20	880	120-271	.443	9-27	.333	37-45	.822	144	5.1	66	79	15	24	286	10.2
1992-93	28/28	917	149-335	.445	24-60	.400	62-79	.785	142	5.1	92	73	14	30	384	13.7
1993-94	30/30	1,000	161-373	.432	15-51	.294	97-111	.874	138	4.6	78	72	8	18	434	14.5
1994-95	31/31	1,054	151-365	.414	23-78	.295	71-87	.816	142	4.6	80	71	17	24	396	12.8
Total	117/109	3,851	581-1,344	.432	71-216	.329	267-322	.829	566	4.8	316	295	54	96	1,500	12.8



Renee Dennis



Tere Williams



Ieva Kublina



Jenny Root



Christi Osborne




Amy Wetzel



Chrystal Starling



Amy Byrne



Susan Walvius



Robin Lee

Amy Wetzel • 1,444

Year	G/GS	Min	FG-FGA	Pct.	3P-3PA	Pct.	FT-FTA	Pct.	Reb.	Avg.	A	TO	BS	ST	Pts.	Avg.
1996-97	6/1	180	18-43	.419	7-19	.368	28-34	.824	23	3.8	10	10	2	17	71	11.8
1997-98	31/27	908	106-235	.451	6-43	.140	112-140	.800	126	4.1	67	81	6	57	330	10.6
1998-99	30/29	1,032	127-307	.414	25-65	.385	153-203	.754	167	5.6	84	92	3	55	432	14.6
1999-00	31/31	1,059	105-242	.434	14-44	.318	101-138	.732	140	4.5	152	110	7	57	325	10.5
2000-01	31/31	950	88-206	.427	15-37	.405	95-120	.792	109	3.5	86	76	1	49	286	9.2
Total	129/119	4,129	444-1,033	.430	67-208	.322	489-635	.770	565	4.4	399	369	19	235	1,444	11.2

Chrystal Starling • 1,340

Year	G/GS	Min	FG-FGA	Pct.	3P-3PA	Pct.	FT-FTA	Pct.	Reb.	Avg.	A	TO	BS	ST	Pts.	Avg.
1999-00	31/23	890	132-288	.458	13-29	.448	66-87	.759	119	3.8	78	104	9	42	343	11.1
2000-01	31/0	764	108-254	.425	15-50	.300	93-107	.869	136	4.4	49	83	14	27	324	10.5
2001-02	32/18	805	119-270	.441	22-68	.324	104-129	.806	97	3.0	50	60	6	33	364	11.4
2002-03	27/16	730	103-263	.392	15-63	.238	88-102	.863	105	3.9	45	78	2	25	309	11.4
Totals	121/57	3,189	462-1,075	.429	65-210	.310	351-425	.826	457	3.8	222	325	31	127	1,340	11.1

Amy Byrne • 1,291

Year	G/GS	Min	FG-FGA	Pct.	3P-3PA	Pct.	FT-FTA	Pct.	Reb.	Avg.	A	TO	BS	ST	Pts.	Avg.
1986-87	28/0	306	38-108	.352	-----	----	46-60	.767	83	3.0	11	29	4	11	122	4.4
1987-88	28/1	490	73-177	.412	0-0	.000	27-42	.643	116	4.1	16	27	5	13	173	6.2
1988-89	29/29	882	163-324	.503	0-0	.000	109-133	.820	217	7.5	19	69	6	23	435	15.0
1989-90	28/28	894	205-412	.498	0-0	.000	151-203	.744	202	7.2	26	66	2	26	561	20.0
Total	113/58	2,572	479-1,021	.469	0-0	.000	333-438	.760	618	5.5	72	191	17	73	1,291	11.4

Susan Walvius • 1,161

Year	G/GS	Min	FG-FGA	Pct.	3P-3PA	Pct.	FT-FTA	Pct.	Reb.	Avg.	A	TO	BS	ST	Pts.	Avg.
1982-83	24/0	300	63-144	.436	-----	----	13-16	.813	77	3.2	6	25	17	8	139	5.8
1983-84	25/0	317	65-143	.454	-----	----	26-36	.722	87	3.5	6	18	21	4	156	6.2
1984-85	28/26	753	175-352	.497	-----	----	41-62	.661	208	7.4	17	58	73	27	391	14.0
1985-86	28/28	884	202-407	.496	-----	----	71-97	.732	272	9.7	25	42	93	26	475	17.0
Total	105/54	2,254	505-1,046	.483	-----	----	151-211	.716	644	6.1	54	143	204	65	1,161	11.1

Robin Lee • 1,147

Year	G/GS	Min	FG-FGA	Pct.	3P-3PA	Pct.	FT-FTA	Pct.	Reb.	Avg.	A	TO	BS	ST	Pts.	Avg.
1981-82	28/26	757	126-309	.408	-----	----	98-135	.726	126	4.5	24	83	13	27	350	12.5
1982-83	25/224	640	95-255	.373	-----	----	44-74	.595	101	4.0	34	63	9	17	234	9.4
1983-84	30/30	744	105-265	.396	-----	----	79-104	.760	171	5.7	64	88	19	20	289	9.6
1984-85	29/26	639	108-233	.464	-----	----	58-74	.784	97	3.3	58	82	8	26	274	9.4
Total	112/106	2,780	434-1,062	.409	-----	----	279-387	.721	495	4.4	80	316	49	90	1,147	10.2

Erin Gibson • 1,117

Year	G/GS	Min	FG-FGA	Pct.	3P-3PA	Pct.	FT-FTA	Pct.	Reb.	Avg.	A	TO	BS	ST	Pts.	Avg.
2001-02	32/0	533	84-168	.500	0-0	.000	34-59	.576	148	4.6	9	52	26	22	202	6.3
2002-03	31/30	916	118-249	.474	0-1	.000	64-126	.508	216	7.0	30	66	29	28	300	9.7
2003-04	31/30	956	111-229	.485	0-0	.000	65-108	.602	215	6.9	24	64	24	13	287	9.3
2004-05	29/29	858	126-280	.450	0-1	.000	76-122	.623	173	6.0	32	60	43	29	328	11.3
Total	123/89	3,263	439-926	.474	0-2	.000	239-415	.576	752	6.1	95	242	122	92	1,117	9.1

Michelle (Hollister) Houseright • 1,112

Year	G/GS	Min	FG-FGA	Pct.	3P-3PA	Pct.	FT-FTA	Pct.	Reb.	Avg.	A	TO	BS	ST	Pts.	Avg.
1994-95	28/0	255	23-92	.250	2-13	.154	18-26	.692	59	2.1	14	36	11	13	66	2.4
1995-96	27/26	816	177-360	.492	6-19	.316	107-172	.622	245	9.1	24	76	23	53	467	17.3
1996-97	Did not play															
1997-98	29/6	652	108-217	.498	0-0	.000	60-94	.638	165	5.7	35	64	12	27	276	9.5
1998-99	31/11	669	118-243	.486	1-2	.500	66-88	.750	140	4.5	30	47	7	46	303	9.8
Total	115/43	2,392	426-912	.467	9-34	.265	251-380	.661	609	5.3	103	223	53	139	1,112	9.7

Sarah Hicks • 1,092

Year	G/GS	Min	FG-FGA	Pct.	3P-3PA	Pct.	FT-FTA	Pct.	Reb.	Avg.	A	TO	BS	ST	Pts.	Avg.
1997-98	25/0	232	37-80	.463	15-40	.375	17-26	.654	39	1.6	19	25	2	3	106	4.6
1998-99	(redshirted)															
1999-00	31/23	908	114-287	.397	36-140	.257	36-52	.692	144	4.6	78	70	11	18	300	9.7
2000-01	31/31	895	107-246	.435	42-108	.389	44-59	.746	164	5.3	84	60	6	29	300	9.7
2001-02	32/32	1,101	133-309	.430	64-160	.400	56-76	.737	168	5.3	112	81	13	11	386	12.1
Totals	119/86	3,136	391-922	.424	157-448	.350	153-213	.718	515	4.3	293	236	32	61	1,092	9.2

Angie Kelly • 1,092

Year	G/GS	Min	FG-FGA	Pct.	3P-3PA	Pct.	FT-FTA	Pct.	Reb.	Avg.	A	TO	BS	ST	Pts.	Avg.
1982-83	22/0	215	40-105	.381	-----	----	24-32	.750	31	1.4	19	23	0	11	104	4.7
1983-84	29/3	599	128-264	.485	-----	----	59-83	.711	76	2.6	36	63	2	41	315	10.9
1984-85	29/26	639	130-303	.429	-----	----	55-76	.724	77	2.7	88	80	4	57	315	10.9
1985-86	24/24	791	153-348	.440	-----	----	52-66	.788	90	3.8	65	69	3	31	358	14.9
Total	104/53	2,244	451-1,020	.442	-----	----	190-257	.739	274	2.6	208	235	9	140	1,092	10.5

Michelle Bain • 1,068

Year	G/GS	Min	FG-FGA	Pct.	3P-3PA	Pct.	FT-FTA	Pct.	Reb.	Avg.	A	TO	BS	ST	Pts.	Avg.
1984-85	25/0	198	39-77	.506	-----	----	18-31	.529	63	2.5	1	26	12	7	96	3.8
1985-86	28/6	480	73-163	.448	-----	----	44-77	.571	146	5.2	7	55	27	12	190	6.8
1986-87	29/28	695	131-249	.526	-----	----	49-92	.533	195	6.7	14	72	43	21	311	10.7
1987-88	28/27	766	204-362	.564	0-0	.000	63-113	.558	215	7.7	11	69	27	19	471	16.8
Total	110/61	2,139	447-851	.525	0-0	.000	174-313	.556	619	5.6	33	222	109	59	1,068	9.7

Lisa Griffith • 1,033

Year	G/GS	Min	FG-FGA	Pct.	3P-3PA	Pct.	FT-FTA	Pct.	Reb.	Avg.	A	TO	BS	ST	Pts.	Avg.
1989-90	20/0	118	14-45	.311	0-0	.000	12-19	.632	36	1.8	3	6	4	1	40	2.0
1990-91	27/26	708	119-254	.469	7-18	.389	74-89	.831	137	5.1	17	39	21	17	319	11.8
1991-92	27/27	659	132-264	.500	26-58	.448	43-65	.662	130	4.8	20	49	18	16	333	12.3
1992-93	28/28	725	124-269	.461	31-82	.378	62-74	.838	177	6.3	22	57	34	26	341	12.2
Total	102/81	2,210	389-832	.468	64-158	.405	191-247	.773	480	4.7	62	151	77	160	1,033	10.1



Erin Gibson



Michelle (Hollister)
Houseright



Sarah Hicks



Angie Kelly



Michelle Bain



Lisa Griffith

Cassell Coliseum Records

Individual (Virginia Tech)

FG made	14	Renee Dennis vs. Florida State (1/3/87)
FG att.	30	Renee Dennis vs. Memphis State (2/7/87)
3-pt. FG made	6	Sarah Hillyer vs. Florida State (2/3/90)
	6	Jeni Garber vs. West Virginia (12/20/90)
3-pt. FG att.	15	Sarah Hicks vs. Duke (12/8/99)
FT made	15	Robin Lee vs. Florida State (1/16/82)
FT att.	17	Robin Lee vs. Florida State (1/16/82)
Points	34	Renee Dennis vs. Memphis State (2/7/87)
Off. Reb.	9	Amy Byrne vs. Liberty (1/8/90); Joyce Waddy vs. Louisville, (2/23/87)
Def. Reb.	15	Kerri Gardin vs. Virginia (2/13/05)
Tot. Reb.	21	Kerri Gardin vs. Virginia (2/13/05); Nicole Jones vs. Hampton (12/29/99)
Assists	13	Lisa Leftwich vs. VCU (2/8/92)
Turnovers	12	Sandy Berry vs. UNCC (1/13/79)
Blocks	9	Susan Walvius vs. Florida State (1/4/86)
Steals	9	Taiqua Brittingham vs. Northwestern (12/22/83)

Team (Virginia Tech)

FG made	44	vs. West Virginia Wesleyan (11/18/80)
FG att.	94	vs. Appalachian State (11/17/79)
3-pt. FG made	10	vs. Radford (2/21/91)
3-pt. FG att.	26	vs. Syracuse (1/4/03)
FT made	43	vs. Yale (1/9/82)
FT att.	58	vs. Yale (1/9/82)
Points	105	vs. Southern Mississippi (12/28/04)
Off. Reb.	40	vs. Liberty (1/8/90)
Def. Reb.	43	vs. Gardner-Webb (1/2/93)
Tot. Reb.	75	vs. Liberty (1/8/90)
Assists	28	vs. Florida State (2/20/88)
Turnovers	38	vs. East Tennessee State (12/10/77)
Blocks	14	vs. East Tennessee State (12/21/93)
Steals	19	vs. Charleston (12/5/86)

Individual (Opponent)

FG made	16	Heather Burge, Virginia (12/8/92)
FG att.	36	Vivian Greene, Norfolk State (1/15/77)
3-pt. FG made	5	Anna Pavlikhina, VCU (1/9/93); Camille Murphy, Georgia (11/17/99); Sue Bird, Connecticut (2/7/01)
3-pt. FG att.	12	Anna Pavlikhina, VCU (1/9/93); Kristin Mattox, Louisville (1/28/94)
FT made	15	Paula Dolan, Charleston (12/19/81)
FT att.	19	Paula Dolan, Charleston (12/19/81)
Points	34	Heather Burge, Virginia (12/8/92); Bev Burnette, Florida State (2/20/88); Susan Highfill, Roanoke (2/15/77)
Off. Reb.	8	Glynetha Davis, Memphis State (2/11/89)
Def. Reb.	15	Carolyn Dehn-Duhr, JMU (12/10/88)
Tot. Reb.	21	Glenda Stokes, Florida State (1/16/82)
Assists	11	Jan Cameron, UT-Chattanooga (1/8/94)
Turnovers	14	Karin Vadelund, George Washington (12/4/88)
Blocks	11	Svetlana Pankratova, VCU (2/12/94)
Steals	7	Vivian Greene, Norfolk State (1/15/77); Tonya Cardoza, Virginia (12/8/87); Carrie Coffman, Bradley (1/12/94); Meghan Saake, Miami (2/5/02)

Team (Opponent)

FG made	43	Cincinnati (2/10/84); Old Dominion (3/1/84)
FG att.	91	Cincinnati (2/10/84)
3-pt. FG made	14	Connecticut (2/7/01)
3-pt. FG att.	28	Connecticut (2/7/01)
FT made	32	Radford (1/20/93)
FT att.	43	Florida State (1/3/87); Radford (12/6/86)
Points	108	Old Dominion (1/27/78)
Off. Reb.	25	Marshall (12/30/92); Florida State (1/3/87)
Def. Reb.	36	James Madison (12/10/88)
Tot. Reb.	62	Virginia Union (2/9/78)
Assists	24	Connecticut (2/7/01)
Turnovers	47	Appalachian State (11/17/79)
Blocks	13	Virginia Commonwealth (2/12/94)
Steals	22	Virginia (12/8/87)



Year-by-Year Results



Virginia Tech's first varsity women's basketball team competed in 1976-77.

1976-77

Coach: John Wetzel
Record: 7-9

Dec. 4	Virginia State	L 42-46
Dec. 9	at Virginia	L 52-54
Dec. 14	at Bridgewater	W 59-55
Jan. 5	at East Tennessee State	L 58-71
Jan. 12	at Radford	L 50-60
Jan. 15	Norfolk State	L 55-68
Jan. 18	Emory & Henry	W 49-48
Jan. 25	Longwood	W 59-47
Jan. 28	at William & Mary	W 57-47
Feb. 2	at Old Dominion	L 39-82
Feb. 3	at VCU	W 53-43
Feb. 15	Roanoke	W 71-68
Feb. 19	James Madison	W 56-46
Feb. 24	Virginia	L 58-67
Mar. 3	vs. James Madison 1	L 37-47
Mar. 4	vs. Norfolk State 1	L 49-56

1 - Virginia State Tournament in Norfolk, Va.

1977-78

Coach: Carolyn Owen
Record: 8-16

Dec. 7	Bridgewater	L 65-77
Dec. 9	Emory & Henry	W 61-52
Dec. 10	East Tennessee State	L 57-78
Dec. 19	vs. George Washington 1	W 65-57
Dec. 20	vs. William & Mary 1	L 65-80
Jan. 9	at Virginia	L 39-54
Jan. 16	Morris Harvey	L 78-81
Jan. 20	Virginia State	L 55-81
Jan. 21	at Norfolk State	L 68-86
Jan. 24	Radford	L 52-73
Jan. 27	Old Dominion	L 48-108
Feb. 3	VCU	W 87-45
Feb. 4	William & Mary	W 65-57
Feb. 7	at Longwood	L 59-68
Feb. 9	Virginia Union	W 73-68
Feb. 16	at James Madison	L 47-66
Feb. 17	at VCU	W 75-47
Feb. 20	at Radford	L 68-81
Feb. 22	at West Virginia	L 72-75
Feb. 25	at Emory & Henry	W 75-59
Feb. 27	at East Tennessee State	L 64-74
Feb. 28	at Roanoke	W 76-56
Mar. 2	at Old Dominion 2	L 53-83
Mar. 3	vs. Virginia 2	L 38-58

1 - VCU Christmas Tournament in Richmond, Va.
2 - Virginia State Tournament in Norfolk, Va.

1978-79

Coach: Carol Alfano
Record: 9-15

Nov. 28	at Marshall	L 57-70
Nov. 29	at Morris Harvey	L 69-82
Dec. 6	at Bridgewater	W 70-58
Dec. 9	Wake Forest	L 56-75
Jan. 12	Norfolk State	W 83-62
Jan. 13	Charlotte	L 65-67
Jan. 17	at Virginia	L 58-64
Jan. 22	West Virginia Wesleyan	W 83-78
Jan. 23	Virginia State	L 67-69

Jan. 26	at George Washington	L 65-76
Jan. 27	at Virginia Union	L 59-73
Jan. 30	James Madison	W 57-49
Feb. 1	Lenoir-Rhyne	L 73-87
Feb. 2	American	L 72-73
Feb. 8	at Old Dominion	L 47-91
Feb. 9	at Georgetown	L 57-62
Feb. 14	Radford	L 60-66
Feb. 15	Longwood	W 81-55
Feb. 21	West Virginia	W 73-61
Feb. 23	at William & Mary	W 64-59
Feb. 24	at VCU	L 56-69
Mar. 1	James Madison 1	L 64-66
Mar. 2	VCU 1	W 75-54
Mar. 3	Norfolk State 1	W 70-53

1 - Virginia State Tournament in Blacksburg, Va.

1979-80

Coach: Carol Alfano
Record: 17-12

Nov. 17	Appalachian State	W 78-55
Nov. 20	at East Tennessee State	W 75-63
Nov. 28	at North Carolina	L 73-82
Dec. 1	VCU	W 87-66
Dec. 8	at South Carolina	L 68-86
Dec. 17	at Florida State 1	L 57-67
Dec. 18	vs. St Louis 1	W 71-60
Dec. 19	vs. Cincinnati 1	L 58-66
Jan. 4	George Washington	L 53-57
Jan. 6	East Carolina	L 58-75
Jan. 8	William & Mary	W 60-56
Jan. 10	Marshall	W 70-57
Jan. 14	vs. Virginia 2	L 38-48
Jan. 18	at Norfolk State	W 65-61
Jan. 21	Virginia Union	W 71-62
Jan. 23	at Virginia State	W 63-50
Jan. 26	Charlotte	L 61-66
Jan. 29	at James Madison	W 62-55
Feb. 1	Winthrop 3	W 60-54
Feb. 2	East Tennessee State 3	W 65-54
Feb. 5	Old Dominion	L 52-78
Feb. 9	at Florida State	W 77-54
Feb. 11	Charleston WV	W 66-59
Feb. 15	at Longwood	W 75-58
Feb. 19	at Pittsburgh	L 54-76
Feb. 20	at West Virginia	W 71-67
Feb. 23	at Radford	W 63-62
Feb. 24	Cincinnati	L 53-54
Feb. 27	Virginia Union 4	L 52-63

1 - Metro Tournament in Tallahassee, Fla.
2 - in Richmond, Va.
3 - Virginia Tech Invitational in Blacksburg, Va.
4 - Virginia State Tournament in Blacksburg, Va.

1980-81

Coach: Carol Alfano
Record: 13-17

Nov. 18	West Virginia Wesleyan	W 100-46
Nov. 23	at East Carolina	L 65-70
Nov. 24	at N.C. State	L 68-94
Nov. 29	William & Mary	W 65-63

Dec. 1	South Carolina	F 42-78
Dec. 5	vs. Delaware 1	W 75-54
Dec. 6	at George Washington 1	L 54-57
Dec. 11	Virginia State	W 62-45
Dec. 13	vs. West Virginia 2	W 74-67
Dec. 19	vs. Carson-Newman 3	W 71-56
Dec. 20	at East Tennessee State 3	L 50-88
Dec. 29	vs. Georgia 4	L 50-65
Jan. 3	vs. Virginia 5	L 43-58
Jan. 10	Louisville	L 72-89
Jan. 12	Norfolk State	W 73-37
Jan. 14	at Charlotte	L 67-69
Jan. 17	at Cincinnati	L 58-78
Jan. 24	Duke	W 65-55
Jan. 28	James Madison	W 66-58
Feb. 2	East Tennessee State	W 62-56
Feb. 5	vs. Louisville 6	L 64-81
Feb. 6	vs. St Louis 6	L 65-72
Feb. 14	at Charleston WV	L 58-60
Feb. 16	at Marshall	W 79-61
Feb. 21	at Appalachian State	L 58-64
Feb. 23	at Virginia Union	L 51-55
Mar. 3	at #3 Old Dominion	L 39-85
Mar. 6	at James Madison 7	W 71-65
Mar. 7	vs. #6 Old Dominion 7	L 54-65
Mar. 8	vs. Virginia 7	L 41-49

1 - George Washington Tournament in Washington, D.C.

2 - in Charleston, W. Va.

3 - East Tennessee State Christmas Tournament in Johnson City, Tenn.

4 - in Harriman, Tenn.

5 - in Roanoke, Va.

6 - Metro Tournament in New Orleans, La.

7 - Virginia State Tournament in Harrisonburg, Va.

1981-82

Coach: Carol Alfano
Record: 16-12; Metro: 0-5

Nov. 24	at William & Mary	W 89-58
Nov. 28	Radford	W 81-63
Dec. 4	vs. American 1	W 92-57
Dec. 5	at George Washington 1	W 73-54
Dec. 7	Old Dominion	L 45-82
Dec. 11	at Duke	L 58-71
Dec. 19	Charleston WV	W 88-74
Dec. 27	vs. Queens 2	W 100-51
Dec. 28	vs. Detroit Mercy 2	L 47-65
Dec. 29	vs. DePaul 2	W 62-61
Jan. 2	vs. West Virginia 3 (2 OT)	L 81-82
Jan. 6	Appalachian State	W 64-57
Jan. 9	Yale	W 95-66
Jan. 12	at East Tennessee State	L 60-80
Jan. 16	Florida State *	L 82-93
Jan. 18	Marshall	W 71-52
Jan. 22	Louisville *	L 68-72
Jan. 25	#5 N.C. State	L 47-48
Jan. 29	vs. Tulane * 4	L 64-72
Jan. 31	at Cincinnati *	L 81-86
Feb. 3	Memphis *	L 68-77
Feb. 6	vs. Virginia 3	W 63-56
Feb. 10	at James Madison	W 85-74
Feb. 13	North Carolina	W 76-74
Feb. 16	Liberty	W 77-44
Feb. 20	Roanoke	W 100-67
Feb. 25	vs. Tulane 5	W 62-52
Feb. 26	at Memphis 5	L 59-83

1 - Belaire Classic in Washington, D.C.
2 - Queens College Tournament in Flushing, N.Y.
3 - in Roanoke, Va.
4 - in Cincinnati, Ohio
5 - Metro Tournament in Memphis, Tenn.

1982-83

Coach: Carol Alfano
Record: 13-12; Metro: 2-3

Nov. 29	at Marshall	W 73-69
Dec. 1	East Tennessee State	W 64-63
Dec. 6	at #12 N.C. State	L 63-79
Dec. 9	at Radford	W 73-63
Dec. 11	Howard	W 78-54
Dec. 18	at Charleston WV	W 81-64
Dec. 20	at Old Dominion	L 53-84

Dec. 27	vs. St John's 1	L 60-64
Dec. 28	vs. Temple 1	(2 OT) L 83-85
Jan. 4	#11 Tennessee	L 47-55
Jan. 8	at Virginia	L 66-70
Jan. 15	at West Virginia	L 66-71
Jan. 17	at Appalachian State	W 92-79
Jan. 22	at Memphis *	L 60-78
Jan. 29	Cincinnati *	W 86-63
Jan. 31	Louisville *	W 68-61
Feb. 5	VCU	W 81-57
Feb. 8	at Charlotte	W 66-60
Feb. 11	at Cincinnati *	L 58-81
Feb. 13	at Louisville *	L 54-63
Feb. 16	James Madison	W 57-47
Feb. 19	Morehead State	W 61-60
Feb. 21	at #20 North Carolina	L 83-100
Feb. 28	at Liberty	W 78-74
Mar. 6	vs. Memphis 2	L 64-72

1 - Queens College Holiday Classic in Flushing, N.Y.

2 - Metro Tournament in Louisville, Ky.

1983-84

Coach: Carol Alfano
Record: 15-15; Metro: 4-6

Nov. 26	Charleston WV	W 101-85
Nov. 29	at East Tennessee State	L 60-67
Dec. 10	at Howard	W 89-65
Dec. 17	Marshall	W 76-64
Dec. 20	Georgia Southern 1	W 84-61
Dec. 21	Mississippi State 1	L 87-89
Dec. 22	Northwestern 1	W 85-77
Dec. 30	vs. North Carolina 2	L 52-73
Dec. 31	vs. #13 N.C. State 2	L 63-74
Jan. 4	vs. Virginia 3	L 70-88
Jan. 7	Appalachian State	W 95-76
Jan. 10	at #8 Tennessee	L 63-77
Jan. 13	West Virginia	W 73-62
Jan. 16	at Morehead State	W 75-62
Jan. 21	Memphis *	L 62-74
Jan. 28	at Cincinnati *	W 92-86
Jan. 30	at Louisville *	L 72-81
Feb. 4	Florida State *	W 68-63
Feb. 6	Louisville *	W 93-61
Feb. 10	Cincinnati *	W 101-93
Feb. 13	at VCU	W 81-63
Feb. 18	at South Carolina *	L 74-89
Feb. 21	at James Madison	L 59-72
Feb. 24	at Southern Miss. *	L 75-91
Feb. 26	at Tulane *	L 59-64
Mar. 1	#5 Old Dominion	L 67-100
Mar. 3	South Carolina *	L 70-80
Mar. 5	vs. Southern Miss. 4	W 94-86
Mar. 6	vs. Louisville 4	L 60-63
Mar. 7	vs. South Carolina 4	W 89-76

1 - Marriott-Converse Christmas Classic in Blacksburg, Va.

2 - Dogwood Classic in Fayetteville, N.C.

3 - in Roanoke, Va.

4 - Metro Tournament in Cincinnati, Ohio

1984-85

Coach: Carol Alfano
Record: 16-13; Metro: 4-6

Nov. 23	at Tennessee Tech 1	L 79-94
Nov. 24	vs. Ohio 1	L 77-79
Nov. 28	East Tennessee State	W 74-51
Dec. 1	vs. North Carolina 2	W 74-73
Dec. 14	at Charleston WV	W 109-81
Dec. 17	UT-Chattanooga 3	W 75-59
Dec. 18	#19 Auburn 3	L 60-75
Dec. 19	#16 Louisiana State 3	W 86-77
Dec. 29	at Clemson	L 90-101
Jan. 6	at Florida State *	L 77-85
Jan. 10	Tulane *	W 104-64
Jan. 12	Southern Miss. *	L 73-93
Jan. 16	at #15 Virginia	L 62-74
Jan. 18	at Mississippi State	W 72-66
Jan. 19	at Memphis *	L 72-77
Jan. 21	James Madison	W 73-62
Jan. 26	at Cincinnati *	L 79-90
Jan. 28	at Louisville *	W 79-74
Jan. 30	#02 Old Dominion	L 76-86
Feb. 2	South Carolina *	W 59-58
Feb. 7	Cincinnati *	W 86-74

Feb. 10	Louisville *	L 68-70
Feb. 12	at Marshall	W 85-74
Feb. 15	at Appalachian State	W 79-75
Feb. 21	at South Carolina *	L 72-76
Feb. 25	VCU	W 90-57
Feb. 27	Radford	W 71-64
Mar. 3	vs. Florida State 4	W 86-65
Mar. 4	vs. Memphis 4	L 85-93
1 - Tennessee Tech Classic in Cookeville, Tenn.		
2 - in Salem, Va.		
3 - Marriott-Converse Christmas Classic in Blacksburg, Va.		
4 - Metro Tournament in Hattiesburg, Miss.		

1985-86

Coach: Carol Alfano

Record: 13-15; Metro: 4-6

Nov. 23	Charlotte	W 92-65
Nov. 27	Clemson	L 76-77
Nov. 30	at #5 Old Dominion	W 73-72
Dec. 4	at #19 North Carolina	L 73-75
Dec. 10	vs. #7 Virginia 1	L 58-87
Dec. 14	Marshall	W 91-71
Dec. 20	Delaware 2	W 74-61
Dec. 21	Charleston WV 2	W 84-68
Dec. 22	#10 Auburn 2	L 62-83
Jan. 4	Florida State *	W 73-68
Jan. 6	Memphis *	L 78-89
Jan. 11	at Southern Miss. *	W 89-79
Jan. 13	at Tulane *	(OT)L 77-89
Jan. 15	Appalachian State	W 90-74
Jan. 21	at East Tennessee State	L 56-74
Jan. 25	Louisville *	W 89-75
Jan. 27	Cincinnati *	W 81-71
Jan. 30	Randolph-Macon	W 76-64
Feb. 1	South Carolina *	L 83-92
Feb. 5	at James Madison	L 59-81
Feb. 8	at Cincinnati *	L 68-86
Feb. 10	at Louisville *	L 76-91
Feb. 15	at South Carolina *	L 53-69
Feb. 18	at Radford	L 81-86
Feb. 22	Mercer	W 98-67
Feb. 24	at Charlotte	L 62-71
Mar. 1	vs. Southern Miss. 3	W 86-76
Mar. 2	at South Carolina 3	L 54-67

1 - in Roanoke, Va.
2 - Marriott-Converse Christmas Classic in Blacksburg, Va.
3 - Metro Tournament in Columbia, S.C.

1986-87

Coach: Carol Alfano

Record: 15-14; Metro: 7-5

Nov. 28	vs. #15 Mississippi 1	L 59-78
Nov. 29	vs. Connecticut 1	L 69-71
Dec. 5	Charleston WV 2	W 76-52
Dec. 6	Radford 2	W 64-55
Dec. 9	at #8 Virginia	L 43-73

Dec. 13	at George Mason	W 80-64
Dec. 19	at Old Dominion 3	L 54-76
Dec. 20	vs. Northwestern 3	L 64-70
Dec. 28	vs. #11 Georgia 4	L 56-80
Dec. 29	vs. Massachusetts 4	W 86-63
Jan. 3	Florida State *	W 91-78
Jan. 5	South Carolina *	L 52-60
Jan. 7	William & Mary	W 56-50
Jan. 10	at Memphis *	L 59-84
Jan. 12	at Southern Miss. *	W 77-50
Jan. 15	#16 James Madison	W 63-61
Jan. 24	at Cincinnati *	W 85-55
Jan. 26	at Louisville *	L 66-71
Jan. 31	at Florida State *	L 65-70
Feb. 2	at South Carolina *	W 69-65
Feb. 7	Memphis *	L 81-82
Feb. 9	Southern Miss. *	W 76-65
Feb. 14	at #3 Auburn	L 53-81
Feb. 16	at Mercer	W117-84
Feb. 21	Cincinnati *	(OT)W 77-68
Feb. 23	Louisville *	W 78-73
Mar. 2	at VCU	L 74-85
Mar. 5	Florida State 5	W 68-67
Mar. 6	South Carolina 5	L 55-59

1 - Lady Sunshine Classic in Orlando, Fla.
2 - Converse Christmas Classic in Blacksburg, Va.
3 - Old Dominion Classic in Norfolk, Va.
4 - Texaco/Wildcat Tournament in Villanova, Pa.
5 - Metro Tournament in Blacksburg, Va.

1987-88

Coach: Carol Alfano

Record: 12-16; Metro: 4-8

Nov. 27	vs. Morehead State 1	W 59-52
Nov. 28	at Appalachian State 1	W 79-71
Dec. 5	Richmond	W 70-58
Dec. 8	#6 Virginia	L 57-74
Dec. 12	at George Washington	L 55-71
Dec. 18	at William & Mary	W 58-51
Dec. 29	vs. #7 Mississippi 2	L 57-60
Dec. 30	vs. Colgate 2	W 94-50
Jan. 2	VCU	W 75-74
Jan. 9	at Southern Miss. *	L 75-78
Jan. 11	at Memphis *	W 73-61
Jan. 16	Louisville *	W 68-67
Jan. 18	Cincinnati *	L 47-50
Jan. 20	Old Dominion	L 56-77
Jan. 23	at Charleston WV	W 67-65
Jan. 25	at #20 James Madison	L 39-79
Jan. 30	at Florida State *	L 59-61
Feb. 1	at South Carolina *	L 44-75
Feb. 4	Charlotte	L 55-69
Feb. 6	Southern Miss. *	L 68-79
Feb. 8	Memphis *	L 84-89
Feb. 10	at Radford	W 77-74
Feb. 13	at Cincinnati *	L 62-74
Feb. 15	at Louisville *	W 62-59

Feb. 20	Florida State *	W 97-81
Feb. 29	at Kentucky	L 79-80
Mar. 5	South Carolina *	L 69-73
Mar. 10	vs. Southern Miss. 3	L 60-73
1 - Appalachian State/Sheraton Classic in Boone, N.C.		
2 - St. Peter's Tournament in Jersey City, N.J.		
3 - Metro Tournament in Tallahassee, Fla.		

1988-89

Coach: Carol Alfano

Record: 16-13; Metro: 7-5

Nov. 26	vs. Bradley 1	W 75-57
Nov. 27	at Syracuse 1	(OT)L 74-76
Nov. 29	at #10 Virginia	L 73-75
Dec. 4	George Washington	W 51-35
Dec. 10	James Madison	L 49-72
Dec. 17	at Old Dominion	L 63-68
Dec. 19	at VCU	(OT)L 76-88
Dec. 29	vs. Houston 2	L 69-80
Dec. 30	vs. Connecticut 2	W 65-63
Jan. 4	at Richmond	L 54-79
Jan. 9	Cincinnati *	W 52-49
Jan. 14	at Memphis *	W 75-62
Jan. 16	at Southern Miss. *	L 73-82
Jan. 21	Florida State *	W 68-67
Jan. 23	George Mason	W 67-49
Jan. 28	at Florida State *	L 66-69
Jan. 30	at South Carolina *	L 52-86
Feb. 4	at Louisville *	W 73-62
Feb. 6	at Cincinnati *	L 50-66
Feb. 11	Memphis *	W 74-55
Feb. 13	Southern Miss. *	L 64-72
Feb. 17	Charleston WV	W 77-50
Feb. 19	Kentucky	W 75-66
Feb. 21	at Charlotte	W 78-57
Feb. 25	South Carolina *	W 63-59
Mar. 1	Radford	W 71-59
Mar. 4	Louisville *	W 65-57
Mar. 9	at Memphis 3	W 78-63
Mar. 10	vs. Southern Miss. 3	L 62-70

1 - Carrier Classic in Syracuse, N.Y.
2 - Cardinal Classic in Stanford, Calif.
3 - Metro Tournament in Memphis, Tenn.

1989-90

Coach: Carol Alfano

Record: 14-14; Metro: 8-6

Nov. 25	West Virginia State	W 93-40
Nov. 28	at #1 Tennessee	L 55-81
Dec. 1	vs. St John's 1	L 67-78
Dec. 2	vs. Ohio 1	L 55-62
Dec. 6	at George Mason	L 54-69
Dec. 21	#23 Old Dominion	L 72-84
Dec. 29	vs. Boston College 2	W 74-65
Dec. 30	at Richmond 2	L 58-66
Jan. 3	#10 Virginia	L 77-79

Jan. 6	Florida State *	L 64-68
Jan. 8	Liberty	W 80-54
Jan. 13	at Memphis *	W 69-68
Jan. 15	at Southern Miss. *	L 63-85
Jan. 20	Tulane *	W 82-59
Jan. 23	VCU	W 64-52
Jan. 27	at Cincinnati *	W 56-42
Jan. 29	at Louisville *	W 65-54
Feb. 3	at Florida State *	L 52-69
Feb. 5	at South Carolina *	L 47-72
Feb. 10	Memphis *	W 77-59
Feb. 12	Southern Miss. *	L 53-62
Feb. 17	James Madison	(OT)W 53-50
Feb. 21	South Carolina *	L 59-67
Feb. 24	Cincinnati *	W 72-59
Feb. 26	Louisville *	W 81-62
Feb. 28	at Radford	W 66-54
Mar. 3	at Tulane *	W 70-53
Mar. 8	vs. Louisville 3	L 60-85

1 - Roger I. White Invitational in Evanston, Ill.
2 - Dole Pineapple Classic in Richmond, Va.
3 - Metro Tournament in Cincinnati, Ohio

1990-91

Coach: Carol Alfano

Record: 12-15; Metro: 8-6

Nov. 23	vs. Lamar 1	L 54-71
Nov. 24	vs. Eastern Illinois 1	L 66-70
Nov. 28	at #1 Virginia	L 44-93
Dec. 3	#6 Tennessee	L 54-64
Dec. 8	at Old Dominion	L 69-80
Dec. 20	West Virginia	L 80-84
Dec. 29	Towson State 2	W 92-61
Dec. 30	George Mason 2	L 56-57
Jan. 2	William & Mary	W 75-60
Jan. 5	at Memphis *	W 71-65
Jan. 7	Florida State *	L 64-78
Jan. 12	at Southern Miss. *	L 67-79
Jan. 14	at Tulane *	W 64-54
Jan. 19	South Carolina *	W 69-67
Jan. 21	James Madison	L 48-64
Jan. 26	at Cincinnati *	W 74-59
Jan. 28	at Louisville *	L 61-78
Feb. 2	Memphis *	W 77-73
Feb. 4	at Liberty	W 77-56
Feb. 7	Southern Miss. *	W 75-64
Feb. 11	Tulane *	W 67-41
Feb. 16	at South Carolina *	L 51-66
Feb. 18	at Florida State *	L 53-76
Feb. 21	Radford	W 87-49
Feb. 23	Cincinnati *	W 55-52
Feb. 27	at Louisville *	L 57-70
Mar. 4	vs. Southern Miss. 3	L 71-91

1 - Florida International in Miami, Fla.
2 - Diamond Club Classic in Blacksburg, Va.
3 - Metro Tournament in Louisville, Ky.

1991-92

Coach: Carol Alfano

Record: 10-18; Metro: 3-9

Nov. 27	at Air Force	W 75-70
Nov. 29	vs. #6 Vanderbilt 1	L 63-78
Nov. 30	vs. Illinois 1	L 66-68
Dec. 4	at East Tennessee State	W 93-86
Dec. 7	Old Dominion	L 55-71
Dec. 19	at North Carolina	L 62-76
Dec. 29	Akron 2	W 78-60
Dec. 30	UNC Greensboro 2	W 84-65
Jan. 4	at VCU *	L 66-74
Jan. 6	at William & Mary	W 62-42
Jan. 12	at Youngstown State	L 81-92
Jan. 18	Charlotte *	L 53-75
Jan. 20	South Florida *	W 74-59
Jan. 25	at Dayton	L 71-75
Jan. 27	at Louisville *	L 44-93
Feb. 1	at Tulane *	L 56-59
Feb. 3	at Southern Miss. *	L 55-86
Feb. 8	VCU *	L 57-59
Feb. 10	Dayton	W 71-55
Feb. 12	at Radford	L 72-75
Feb. 15	at South Florida *	W 67-64
Feb. 17	at James Madison	L 62-75
Feb. 24	Louisville *	L 56-75
Feb. 29	Tulane *	L 43-63
Mar. 2	Southern Miss. *	W 64-62
Mar. 7	at Charlotte *	L 57-86
Mar. 11	vs. Charlotte 3	W 67-61
Mar. 12	vs. Southern Miss. 3	L 63-76

1 - Coors Classic in Boulder, Colo.
2 - Diamond Club Classic in Blacksburg, Va.
3 - Metro Tournament in Louisville, Ky.



The 1993-94 team won the Metro Conference Tournament and was the first Tech team to go to the NCAA Tournament.

1992-93

Coach: Carol Alfano

Record: 20-8; Metro: 8-4

Dec. 1	Wingate	W 58-43
Dec. 4	vs. East Carolina 1	W 86-72
Dec. 5	at Duke 1	L 63-85
Dec. 8	#6 Virginia	L 59-93
Dec. 19	at Old Dominion	W 76-63
Dec. 21	East Tennessee State	W 91-59
Dec. 29	Drexel 2	W 92-41
Dec. 30	Marshall 2	W 84-78
Jan. 2	Gardner-Webb	W 89-59
Jan. 6	at UNC Greensboro	L 54-63
Jan. 9	VCU *	W 70-67
Jan. 11	at Western Carolina	W 74-48
Jan. 16	Tulane *	W 80-57
Jan. 18	Southern Miss. *	W 85-70
Jan. 20	Radford	W 81-68
Jan. 25	at Louisville *	W 79-75
Jan. 30	at South Florida * (OT)	W 85-83
Feb. 1	at Charlotte *	L 44-81
Feb. 9	James Madison	W 81-60
Feb. 13	at Southern Miss. *	L 80-89
Feb. 15	at Tulane *	L 65-79
Feb. 20	South Florida *	W 82-62
Feb. 22	Louisville *	W 82-61
Feb. 25	at Morehead State	W 94-88
Mar. 1	at VCU *	L 69-71
Mar. 4	Charlotte *	W 76-70
Mar. 10	vs. South Florida 3	W 74-50
Mar. 11	at Louisville 3	L 73-92

1 - Duke Classic in Durham, N.C.

2 - Diamond Club Classic in Blacksburg, Va.

3 - Metro Tournament in Louisville, Ky.

1993-94

Coach: Carol Alfano

Record: 24-6; Metro: 9-3

Dec. 1	Western Carolina	W 102-43
Dec. 4	Ohio	W 75-60
Dec. 8	at #8 Virginia	L 66-78
Dec. 18	vs. Mississippi State 1	W 76-61
Dec. 19	vs. Colorado State 1	W 73-69
Dec. 29	Colgate 2	W 90-68
Dec. 30	Appalachian State 2	W 77-76
Jan. 2	at East Tennessee State	W 77-71
Jan. 6	Morehead State	W 86-52
Jan. 8	UT-Chattanooga	W 79-73
Jan. 10	South Florida *	W 72-59
Jan. 12	Bradley	W 76-52
Jan. 15	at Tulane *	L 64-75
Jan. 17	at Southern Miss. *	L 62-93
Jan. 20	at Tennessee	L 51-88
Jan. 25	at James Madison	W 74-60
Jan. 28	Louisville *	W 72-54
Feb. 1	at Radford	W 72-63
Feb. 3	Charlotte *	W 65-53
Feb. 8	at Louisville *	W 57-53
Feb. 12	VCU *	W 64-54
Feb. 19	at South Florida *	L 64-77
Feb. 22	at VCU *	W 65-49
Feb. 26	Tulane *	W 71-65
Feb. 28	#19 Southern Miss. *	W 60-50
Mar. 3	at Charlotte *	W 60-37
Mar. 8	vs. VCU 3	W 61-46
Mar. 9	vs. Charlotte 3	W 63-55
Mar. 10	vs. #19 Southern Miss. 3	W 83-76
Mar. 16	Auburn 4	L 51-60

1 - Pepperdine Tournament in Malibu, Calif.

2 - Diamond Club Classic in Blacksburg, Va.

3 - Metro Tournament in Louisville, Ky.

4 - NCAA Tournament in Blacksburg, Va.

1994-95

Coach: Carol Alfano

Record: 22-9; Metro: 10-2

Nov. 15	at Maryland 1	W 68-53
Nov. 17	at SW Missouri State 2	L 45-61
Nov. 28	at Ohio (OT)	L 66-67
Dec. 1	Radford	W 72-42
Dec. 3	at UT-Chattanooga	W 64-45
Dec. 6	Winthrop	W 65-45
Dec. 19	vs. Michigan State 3	W 63-61
Dec. 20	vs. Oklahoma State 3	W 83-77
Dec. 21	vs. Texas Tech 3	L 47-68
Dec. 29	Furman 4	W 73-61
Dec. 30	#4 North Carolina 4	L 52-57
Jan. 2	at William & Mary	W 72-53
Jan. 6	at Louisville *	W 56-54
Jan. 8	at VCU *	W 54-51
Jan. 13	#9 Virginia	W 69-62
Jan. 15	South Florida *	W 72-52



The Atlantic 10-champion 1997-98 team reached the NCAA Second Round.

Jan. 20	Charlotte *	W 68-55
Jan. 23	James Madison	W 68-54
Jan. 27	at Tulane *	L 62-72
Jan. 29	at Southern Miss. *	L 66-75
Feb. 3	at Charlotte *	W 63-54
Feb. 10	Southern Miss. *	W 64-63
Feb. 12	Tulane *	W 77-65
Feb. 17	VCU *	W 81-63
Feb. 19	at South Florida *	W 85-69
Feb. 22	#2 Tennessee	L 33-66
Feb. 26	Louisville *	W 68-60
Mar. 1	at West Virginia	W 82-66
Mar. 9	vs. Southern Miss. 5	L 66-67
Mar. 16	vs. St Joseph's 6	W 62-52
Mar. 18	at #1 Connecticut 6	L 45-91

1 - Preseason WNIT in College Park, Md.

2 - Preseason WNIT in Springfield, Mo.

3 - San Juan Shootout in San Juan, P.R.

4 - Diamond Club Classic in Blacksburg, Va.

5 - Metro Tournament in Louisville, Ky.

6 - NCAA Tournament in Storrs, Conn.

1995-96

Coach: Carol Alfano

Record: 11-17; Atlantic 10: 8-8

Nov. 24	at Stetson	L 77-83
Nov. 29	at Radford	L 64-81
Dec. 6	at #5 Virginia	L 38-80
Dec. 9	VCU	L 54-57
Dec. 19	at Northern Arizona 1	L 50-80
Dec. 20	vs. Florida 1	L 48-65
Dec. 29	Hampton 2	W 84-66
Dec. 30	Campbell 2	W 70-59
Jan. 3	at Fordham *	W 75-59
Jan. 11	at James Madison	L 58-75
Jan. 13	at George Washington *	L 58-79
Jan. 18	at Massachusetts *	L 47-65
Jan. 20	at Duquesne *	L 68-73
Jan. 25	La Salle *	W 70-65
Jan. 28	Xavier OH *	(OT)W 87-82
Feb. 1	at La Salle *	L 53-77
Feb. 3	at St Joseph's *	L 50-57
Feb. 7	Duquesne *	W 65-56
Feb. 10	Rhode Island *	L 63-68
Feb. 12	Temple *	W 86-49

Feb. 15	at Dayton *	W 66-59
Feb. 17	at Xavier OH *	L 70-83
Feb. 20	Richmond	L 55-64
Feb. 22	St Bonaventure *	W 75-68
Feb. 24	Dayton *	W 79-59
Feb. 27	George Washington * (OT)	L 60-64
Mar. 1	Fordham 3 (2 OT)	W 90-78
Mar. 2	Massachusetts 3	L 42-64

1 - Woodlands Plaza Classic in Flagstaff, Ariz.

2 - Diamond Club Classic in Blacksburg, Va.

3 - Atlantic 10 Tournament in Blacksburg, Va.

1996-97

Coach: Carol Alfano

Record: 10-21; Atlantic 10: 4-12

Nov. 21	UNC Greensboro	W 89-86
Nov. 29	vs. Michigan 1	L 63-79
Nov. 30	vs. Pittsburgh 1	L 63-72
Dec. 1	vs. Houston 1	W 69-66
Dec. 5	James Madison	L 54-56
Dec. 11	Radford	L 83-84
Dec. 19	at Richmond	L 76-82
Dec. 29	vs. Cornell 2	W 73-50
Dec. 30	vs. Loyola (Md.) 2	W 58-55
Jan. 3	Iona	W 50-49
Jan. 6	at George Washington *	L 57-83
Jan. 8	at Appalachian State	L 58-67
Jan. 10	at Temple *	L 61-79
Jan. 12	St. Joseph's *	L 44-75
Jan. 16	at Xavier *	(OT)L 62-73
Jan. 18	at Dayton *	(2 OT)W 103-98
Jan. 21	George Washington *	L 44-82
Jan. 23	at La Salle *	L 40-69
Jan. 25	at Duquesne *	L 67-84
Jan. 29	Massachusetts *	L 52-54
Feb. 1	at Rhode Island *	L 58-69
Feb. 3	Fordham *	W 63-61
Feb. 6	#8 Virginia	L 41-90
Feb. 9	at St. Bonaventure *	L 63-75
Feb. 13	Dayton *	W 84-65
Feb. 15	Xavier *	L 54-65
Feb. 17	at VCU	L 60-65
Feb. 20	Duquesne *	W 70-62
Feb. 22	La Salle *	L 54-67

Feb. 25 vs. St. Bonaventure 3 W 83-78

Feb. 27 vs. La Salle 4 L 66-81

1 - Hawaiian Airlines Wahine Classic in Honolulu, Hi.

2 - Diamond Club Classic in Blacksburg, Va.

3 - Atlantic 10 Tournament in St. Bonaventure, N.Y.

4 - Atlantic 10 Tournament in Philadelphia, Pa.

1997-98

Coach: Bonnie Henrickson

Record: 22-10; Atlantic 10: 11-5

Nov. 21	East Carolina	W 68-39
Nov. 25	at #12 Virginia	L 49-64
Nov. 28	vs. St. Mary's 1	W 68-59
Nov. 29	vs. Villanova 1	L 46-55
Dec. 2	Appalachian State	W 65-49
Dec. 4	at UNC Greensboro	W 88-74
Dec. 10	at Radford	W 84-67
Dec. 21	at James Madison	L 70-77
Dec. 29	UMBC	W 89-36
Dec. 30	Siena	L 64-69
Jan. 2	Rhode Island *	W 84-60
Jan. 4	Massachusetts *	L 56-58
Jan. 8	at Xavier *	L 74-83
Jan. 10	at Dayton *	W 75-64
Jan. 13	La Salle *	W 65-57
Jan. 17	at George Washington *	W 64-57
Jan. 24	St. Bonaventure *	W 84-73
Jan. 27	at Duquesne *	L 86-99
Jan. 29	George Washington *	W 67-55
Feb. 1	at La Salle *	W 67-55
Feb. 5	Dayton *	W 68-66
Feb. 9	Xavier *	L 68-69
Feb. 12	at St. Joseph's *	L 43-58
Feb. 14	at Temple *	W 69-51
Feb. 19	Duquesne *	W 79-78
Feb. 21	at Fordham *	W 59-44
Feb. 24	Fordham 2	W 79-40
Feb. 26	vs. St. Joseph's 3	W 67-62
Mar. 1	vs. George Washington 4	W 73-72
Mar. 2	vs. Massachusetts 4 (OT)	W 66-64
Mar. 14	vs. #24 Wisconsin 5	W 75-64
Mar. 16	vs. #12 Florida 5	L 57-89

1 - St. Mary's Thanksgiving Tipoff Classic in Moraga, Calif.

2 - Atlantic 10 Tournament in Blacksburg, Va.

3 - Atlantic 10 Tournament in Philadelphia, Pa.

4 - Atlantic 10 Tournament in Amherst, Mass.

5 - NCAA Tournament in Gainesville, Fla.

1998-99

Coach: Bonnie Henrickson

Record: 28-3; Atlantic 10: 15-1

Nov. 13	at Liberty	W 69-55
Nov. 15	at Duke	W 72-70
Nov. 22	Radford	W 86-52
Nov. 24	James Madison	W 72-54
Nov. 30	#18 Virginia	W 81-65
Dec. 3	at Appalachian State	W 69-60
Dec. 9	East Carolina	W 77-45
Dec. 12	Duquesne *	W 67-60
Dec. 21	George Mason	W 66-57
Dec. 28	Akron 1	W 80-59
Dec. 29	Mississippi State 1	W 73-52
Jan. 2	Fordham *	W 78-61
Jan. 4	Dayton *	W 76-59
Jan. 8	at Duquesne *	W 80-69
Jan. 10	George Washington *	W 74-65
Jan. 15	at St. Bonaventure *	W 87-64
Jan. 22	St. Joseph's *	W 65-56
Jan. 24	Temple *	W 89-69
Jan. 29	at Xavier *	L 67-71
Jan. 31	at Dayton *	W 68-60
Feb. 5	Xavier *	W 61-60
Feb. 7	La Salle *	W 70-57
Feb. 12	at Massachusetts *	W 67-51
Feb. 14	at Rhode Island *	W 64-62
Feb. 18	at La Salle *	W 70-57
Feb. 21	George Washington *	W 66-64
Feb. 27	vs. Dayton 2 (3 OT)	W 73-72
Feb. 28	vs. Xavier 2	L 79-86
Mar. 13	vs. Saint Peter's 3	W 73-48
Mar. 15	vs. Auburn 3	W 76-61
Mar. 20	vs. #2 Tennessee 4	L 52-68

1 - Diamond Club Classic in Blacksburg, Va.

2 - Atlantic 10 Tournament in Philadelphia, Pa.

3 - NCAA Tournament in Blacksburg, Va.

4 - NCAA Tournament in Greensboro, N.C.

1999-00

Coach: Bonnie Henriksen

Record: 20-11; Atlantic 10: 12-6

Nov. 15	Liberty	W 60-45
Nov. 17	#5 Georgia 1	L 60-65
Nov. 26	vs. Southern Utah 2	W 63-55
Nov. 27	at #14 Oregon 2	L 53-73
Nov. 30	Appalachian State	W 75-55
Dec. 2	at James Madison	W 66-50
Dec. 5	Duquesne *	W 78-42
Dec. 8	#18 Duke	L 61-70
Dec. 20	at Virginia	L 62-67
Dec. 29	Hampton 3	W 93-61
Dec. 30	Charlotte 3	W 72-61
Jan. 2	at Radford	W 66-42
Jan. 6	Rhode Island *	W 81-38
Jan. 9	George Washington *	L 64-76
Jan. 16	at La Salle *	W 76-57
Jan. 21	at Temple *	W 59-54
Jan. 23	at St. Joseph's *	W 62-53
Jan. 28	Dayton *	L 65-69
Jan. 30	Xavier *	L 60-64
Feb. 2	at George Washington *	L 58-73
Feb. 6	at Fordham *	W 75-52
Feb. 10	at Xavier *	L 46-68
Feb. 13	Massachusetts *	W 66-45
Feb. 17	St. Bonaventure *	W 73-56
Feb. 20	at Duquesne *	W 68-56
Feb. 24	La Salle *	W 64-57
Feb. 27	at Dayton *	W 68-63
Mar. 3	vs. Rhode Island * 4	W 68-37
Mar. 4	vs. Massachusetts * 4	L 54-58
Mar. 16	Georgia State 5	W 80-56
Mar. 18	Maryland 5 (OT)	L 60-68

- 1 - Preseason WNIT in Blacksburg, Va.
- 2 - Pepsi Shootout in Eugene, Ore.
- 3 - Virginia Lottery-Hokie Hardwood Classic in Blacksburg, Va.
- 4 - Atlantic 10 Tournament in Philadelphia, Pa.
- 5 - WNIT in Blacksburg, Va.

2000-01

Coach: Bonnie Henriksen

Record: 22-9; BIG EAST: 11-5

Nov. 17	Liberty	W 72-51
Nov. 21	James Madison	W 78-60
Nov. 25	vs. Michigan State 1	W 50-36
Nov. 26	at Florida State 1	L 57-77
Nov. 30	#17 Virginia	W 57-56
Dec. 2	at Richmond	W 77-74
Dec. 6	at #7 Rutgers *	L 53-61
Dec. 9	Radford	W 71-45
Dec. 18	at Clemson	L 59-80
Dec. 21	at Old Dominion	W 69-57
Dec. 28	UNC Asheville 2	W 85-47
Dec. 29	Maine 2	W 79-68
Jan. 3	#3 Notre Dame *	L 64-75
Jan. 7	Miami *	W 64-51
Jan. 13	at #3 Notre Dame *	L 55-75
Jan. 17	at Boston College *	W 64-52

Jan. 20	Georgetown *	W 79-50
Jan. 23	Villanova *	W 65-59
Jan. 31	at Syracuse *	W 48-46
Feb. 3	Providence *	W 65-54
Feb. 7	#3 Connecticut *	L 38-90
Feb. 11	Pittsburgh *	W 86-50
Feb. 14	at West Virginia *	W 92-53
Feb. 18	Boston College *	(OT)L 59-65
Feb. 21	Providence *	W 71-64
Feb. 24	at Seton Hall *	W 52-46
Feb. 27	at St. John's *	W 62-54
Mar. 4	vs. #21 Villanova 3	W 73-67
Mar. 5	vs. #1 Notre Dame 3	L 49-67
Mar. 16	vs. Denver 4	W 77-57
Mar. 18	vs. #12 Texas Tech 4	L 52-73

- 1 - Tallahassee Democrat Classic in Tallahassee, Fla.
- 2 - Lady Luck Classic in Blacksburg, Va.
- 3 - BIG EAST Tournament in Storrs, Conn.
- 4 - NCAA Tournament in Lubbock, Texas

2001-02

Coach: Bonnie Henriksen

Record: 21-11; BIG EAST: 9-7

Nov. 15	Richmond	W 76-62
Nov. 19	#16 Old Dominion	W 68-62
Nov. 24	vs. N.W. State 1	W 71-46
Nov. 25	at #19 LSU	L 65-66
Nov. 29	at Virginia	L 58-60
Dec. 5	at Pittsburgh *	W 83-64
Dec. 8	at Liberty	W 56-40
Dec. 12	at Radford	W 80-46
Dec. 21	at James Madison	W 70-47
Dec. 28	Gardner-Webb 2	W 76-39
Dec. 29	Hampton 2	W 83-43
Jan. 3	Clemson	W 68-58
Jan. 5	Syracuse *	W 62-56
Jan. 9	Boston College *	W 73-52
Jan. 12	at Georgetown *	W 71-64
Jan. 16	West Virginia *	W 67-62
Jan. 19	St. John's *	W 69-50
Jan. 23	at Syracuse *	L 59-75
Jan. 26	at Notre Dame *	L 57-64
Jan. 29	#1 Connecticut *	L 50-59
Feb. 5	Miami *	W 72-60
Feb. 10	at #1 Connecticut *	L 42-77
Feb. 13	at Providence *	L 61-67
Feb. 17	Seton Hall *	W 74-52
Feb. 20	at Miami *	L 53-55
Feb. 23	at Villanova *	L 64-76
Feb. 26	Rutgers *	W 70-63
Mar. 2	at Rutgers 3	L 43-44
Mar. 13	UNC Greensboro 4	W 51-45
Mar. 16	George Washington 4	W 68-52
Mar. 20	Vermont 4	W 76-48
Mar. 23	vs. Houston 4 (2OT)	L 72-77

- 1 - Crayfish Classic in Baton Rouge, La.
- 2 - Lady Luck Classic in Blacksburg, Va.
- 3 - BIG EAST Tournament in Piscataway, N.J.
- 4 - WNIT in Blacksburg, Va.

2002-03

Coach: Bonnie Henriksen

Record: 22-10; BIG EAST: 10-6

Nov. 22	UNC Greensboro	W 54-46
Nov. 29	at Fla. International 1	L 70-79
Nov. 30	vs. Washington State 1	W 72-50
Dec. 3	Virginia	W 72-56
Dec. 7	James Madison (OT)	W 77-73
Dec. 11	at Maryland	W 60-57
Dec. 14	at Liberty	W 53-50
Dec. 21	at Old Dominion	L 49-63
Dec. 28	UT Martin 2	W 87-55
Dec. 29	Duquesne 2	W 66-52
Dec. 31	Radford	W 78-56
Jan. 4	Syracuse *	W 73-63
Jan. 7	at Villanova *	L 60-62
Jan. 12	at #2 Connecticut *	L 57-69
Jan. 15	Pittsburgh *	W 61-53
Jan. 18	at West Virginia *	W 55-48
Jan. 22	Rutgers *	(OT)W 66-64
Jan. 28	at Miami *	(OT)L 66-67
Feb. 1	Providence *	W 80-56
Feb. 4	at Seton Hall *	W 55-46
Feb. 9	Notre Dame *	W 53-50
Feb. 12	Georgetown *	W 78-46
Feb. 16	at #22 Boston College *	L 47-65
Feb. 22	#20 Villanova *	L 61-71
Feb. 26	at #23 Rutgers *	L 43-67
Mar. 1	West Virginia *	W 76-64
Mar. 4	at St. John's *	W 69-53
Mar. 8	vs. West Virginia 3	W 66-60
Mar. 9	vs. Boston College 3 (OT)	W 74-70
Mar. 10	vs. #1 Connecticut 3	L 54-71
Mar. 22	vs. Georgia Tech 4	W 61-59
Mar. 24	vs. #10 Purdue 4	L 62-80

- 1 - FIU Thanksgiving Classic in Miami, Fla.
- 2 - Lady Luck Classic in Blacksburg, Va.
- 3 - BIG EAST Tournament in Piscataway, N.J.
- 4 - NCAA Tournament in West Lafayette, Ind.

2003-04

Coach: Bonnie Henriksen

Record: 23-8; BIG EAST: 10-6

Nov. 21	Miami (Ohio)	W 77-60
Nov. 23	at #24 Virginia	W 63-62
Nov. 28	vs. Iowa State 1	W 67-57
Nov. 29	vs. Mississippi State 1	W 63-56
Dec. 3	Old Dominion	W 79-72
Dec. 7	at Alabama	W 68-51
Dec. 13	Maryland	W 63-43
Dec. 21	at James Madison	W 60-53
Dec. 28	Furman 2	W 83-70
Dec. 29	Wake Forest 2	W 70-59
Dec. 2	Liberty	W 52-45
Jan. 4	Providence *	W 64-34
Jan. 7	at Rutgers *	L 43-56
Jan. 10	at Notre Dame *	L 40-53
Jan. 14	#19 Villanova *	W 63-50
Jan. 17	at Georgetown *	L 50-70
Jan. 21	at Pittsburgh *	W 67-57

Jan. 24	#24 Boston College *	W 80-64
Jan. 27	#4 Connecticut *	L 50-68
Jan. 31	at Syracuse *	W 75-60
Feb. 3	Seton Hall *	W 64-40
Feb. 10	at West Virginia *	L 66-69
Feb. 14	Miami *	L 56-65
Feb. 18	at Seton Hall *	W 48-42
Feb. 21	at Providence *	W 77-56
Feb. 28	Pittsburgh *	W 85-55
Mar. 2	St. John's *	W 69-38
Mar. 6	vs. Georgetown 3	W 56-47
Mar. 7	vs. #4 Connecticut 3	L 34-48
Mar. 21	Iowa 4	W 89-76
Mar. 23	#5 Penn State 4	L 48-61

- 1 - Virgin Islands Paradise Jam in St. Thomas, V.I.
- 2 - Lady Luck Classic in Blacksburg, Va.
- 3 - BIG EAST Championships in Hartford, Conn.
- 4 - NCAA Championships in Blacksburg, Va.

2004-05

Coach: Beth Dunkenberg

Record: 17-12; Atlantic Coast: 6-8

Nov. 19	vs. Valparaiso 1	W 64-57
Nov. 20	at #14 Minnesota 1	L 56-70
Nov. 23	at James Madison	W 80-67
Nov. 27	at Old Dominion	L 56-87
Dec. 4	Alabama	W 72-59
Dec. 7	at Liberty	W 66-55
Dec. 12	St. Francis (Pa.)	W 77-62
Dec. 18	vs. Western Michigan 2	W 72-57
Dec. 19	vs. #12 Texas Tech 2 (OT)	W 71-70
Dec. 28	Southern Miss. 3	W 105-40
Dec. 30	Davidson 3	W 87-62
Jan. 2	#17 Maryland *	W 77-67
Jan. 6	Fordham	W 80-67
Jan. 9	at #2 Duke *	L 67-88
Jan. 17	N.C. State *	(OT)L 75-76
Jan. 20	at Clemson *	W 81-66
Jan. 24	#21 Florida State * (2 OT)	L 78-81
Jan. 28	at Virginia *	L 67-70
Jan. 31	Wake Forest *	W 74-64
Feb. 2	Richmond	W 79-63
Feb. 6	at Miami *	L 67-78
Feb. 11	at #8 North Carolina *	L 67-93
Feb. 13	Virginia *	L 58-61
Feb. 16	Georgia Tech *	W 73-48
Feb. 19	at #25 Florida State * (3 OT)	L 83-94
Feb. 24	at #23 Maryland *	W 87-79
Feb. 27	Miami *	W 90-45
Mar. 4	vs. Wake Forest 4	L 56-61
Mar. 20	vs. #16 DePaul 5	L 78-79

- 1 - Subway Basketball Classic in Minneapolis, Minn.
- 2 - Duel In The Desert in Las Vegas, Nev.
- 3 - Lady Luck Classic in Blacksburg, Va.
- 4 - ACC Tournament in Greensboro, N.C.
- 5 - NCAA Championships in College Park, Md.



The 1998-99 team won 28 games and advanced to the "Sweet 16" of the NCAA Tournament.

Lady Luck Results & Honors

Once again this season, Virginia Tech will host a holiday tournament. The Lady Luck Classic will be Dec. 28-29 in Cassell Coliseum featuring Longwood, Marshall, Texas-A&M Corpus Christi and the Hokies. This will mark the 16th consecutive year for the tournament, which began in 1990 as the Diamond Club Classic and was changed to its current name when the Virginia Lottery became the title sponsor.

1990 George Mason 75, Morehead State 68
Virginia Tech 92, Towson State 61
Consolation: Morehead State 84, Towson State 70
Championship: George Mason 57, Virginia Tech 58
All-Tournament Team: Antoinette Battle, MVP (GMU), Sondi Eden (MSU), Lisa Griffith (VT), Monique Hilton (GMU), Sue Logsdon (VT)

1991 UNC Greensboro 76, Austin Peay 70
Virginia Tech 78, Akron 60
Consolation: Austin Peay 75, Akron 53
Championship: Virginia Tech 84, UNC Greensboro 65
All-Tournament Team: Phyllis Tonkin, MVP (VT), Kymm Elliott, (UNCG), Jennifer Fritts (AP), Lisa Griffith (VT), Betsy Jeffries (AP)

1992 Marshall 68, Campbell 58
Virginia Tech 92, Drexel 41
Consolation: Campbell 71, Drexel 52
Championship: Virginia Tech 84, Marshall 78
All-Tournament Team: Lisa Leftwich, MVP (VT), Lisa Allison (CU), Tracy Krueger (MU), Christi Osborne (VT), Jenette Reed (MU)

1993 Appalachian St. 80, William & Mary 63
Virginia Tech 90, Colgate 68
Consolation: William & Mary 76, Colgate 58
Championship: Virginia Tech 77, Appalachian St. 76
All-Tournament Team: Christi Osborne, MVP (VT), Ashleigh Akens (W&M), Angela Crosby (ASU), Jenny Root (VT), Jen Smith (CU)

1994 North Carolina 80, Rhode Island 68
Virginia Tech 73, Furman 61
Consolation: Rhode Island 82, Furman 75
Championship: North Carolina 57, Virginia Tech 52
All-Tournament Team: Jenny Root, MVP (VT), Marion Jones (UNC), Christi Osborne (VT), Tracy Reid (UNC), Charlotte Smith (UNC), Dayna Smith (URI)

1995 Campbell 69, Lafayette 47
Virginia Tech 84, Hampton 66
Consolation: Hampton 80, Lafayette 71
Championship: Virginia Tech 70, Campbell 59
All-Tournament Team: Sherry Banks, MVP (VT), Michelle Hollister (VT), Beth Stockwell (CU), Felecia Autry (CU), Dana Gould (UL), Lajayah Miles (HU)

1996 Loyola (Md.) 86, South Carolina 65
Virginia Tech 73, Cornell 50
Consolation: South Carolina 60, Cornell 56
Championship: Virginia Tech 58, Loyola (Md.) 55
All-Tournament Team: Kim Seaver, MVP (VT), Renee Maitland (VT), Lynn Albert (LU), Jina Mosley (LU), Nikki Miars (USC)

1997 Siena 92, Furman 85
Virginia Tech 89, UMBC 36
Consolation: Furman 77, UMBC 53
Championship: Siena 69, Virginia Tech 64
All-Tournament Team: Melanie Halker, MVP (SU), Erin Boland (SU), Michelle Houseright (VT), Kelly Drinka (VT), Heidi White (FU)

1998 Mississippi State 83, Campbell 56
Virginia Tech 80, Akron 59
Consolation: Akron 70, Campbell 60
Championship: Virginia Tech 73, Mississippi State 52
All-Tournament Team: Amy Wetzel, MVP (VT), Tere Williams (VT), Lisa Witherspoon (VT), Jannifer Fambrough (MSU), Abby Hoy (UA)

1999 UNC Charlotte 72, Bowling Green 62
Virginia Tech 93, Hampton 61
Consolation: Hampton 78, Bowling Green 70
Championship: Virginia Tech 72, UNC Charlotte 61
All-Tournament Team: Tere Williams, MVP (VT), Nicole Jones (VT), Jameka Jones (UNCC), LaShondra Dixon (HU), Francine Miller (BGU)

2000 Maine 79, Marshall 58
Virginia Tech 85, UNC Asheville 47
Consolation: Marshall 85, UNC Asheville 73
Championship: Virginia Tech 79, Maine 68
All-Tournament Team: Nicole Jones, MVP (VT), Tere Williams (VT), Jessica Guarneri (UNCA), Yaschico Stevens (MU), Kizzy Lopez (UM)

2001 Hampton 78, Elon 73
Virginia Tech 76, Gardner-Webb 39
Consolation: Elon 73, Gardner-Webb 65
Championship: Virginia Tech 83, Hampton 43
All-Tournament Team: Sarah Hicks, MVP (VT), Ieva Kublina (VT), Nicole Jones (VT), LaShondra Dixon (HU), Lineni Noa (HU)

2002 Duquesne 73, Loyola 64
Virginia Tech 87, UT Martin 55
Consolation: Loyola 89, UT Martin 57
Championship: Virginia Tech 70, Duquesne 59
All-Tournament Team: Erin Gibson, MVP (VT), Emily Lipton (VT), Beth Friday (DU), Aiga Bautre (DU), Jennifer Mitchell (LU)

2003 Wake Forest 85, Holy Cross 56
Virginia Tech 83, Furman 70
Consolation: Furman 68, Holy Cross 57
Championship: Virginia Tech 70, Wake Forest 59
All-Tournament Team: Ieva Kublina, MVP (VT), Erin Gibson (VT), Kim Lawrence (FU), Elizabeth Strunk (WFU), Erin Ferrell (WFU)

2004 Virginia Tech 105, Southern Mississippi 40
Davidson 76, Southern Mississippi 60
Virginia Tech 87, Davidson 62
All-Tournament Team: Erin Gibson, MVP (VT), Kirby Copeland (VT), Carrie Mason (VT), Katie Hamilton (Davidson), Tia Washington (Davidson), Shannon Steuber (Southern Miss.)



Erin Gibson is the only two-time winner of the Lady Luck Classic MVP award, earning that honor in 2002 and 2004.

Lady Luck Classic Records

Individual (One Game)

Most Points.....	28, LaShondra Dixon (Hampton) vs. Bowling Green, 1999 Jessica Guarneri (UNC Asheville) vs. Marshall, 2000
Most Field Goals	11, Melanie Halker (Siena) vs. Virginia Tech, 1997 Lashondra Dixon (Hampton) vs. Elon, 2001
Most Field Goal Attempts	23, Dana Gould (Layfayette) vs. Hampton, 1995 Deshara Shealey (Furman) vs. Virginia Tech, 2003
Most 3-Point Field Goals	6, Amy Watson (UT Martin) vs. Virginia Tech, 2002
Most 3-Point Field Goal Attempts	11, Haley Cook (Furman) vs. UMBC, 1997 LaShondra Dixon (Hampton) vs. Bowling Green, 1999
Most Free Throws	15, Lisa Allison (Campbell) vs. Drexel, 1992 Angela Crosby (Appalachian St.) vs. William & Mary, 1993
Most Free Throw Attempts.....	19, Angela Crosby (Appalachian St.) vs. William & Mary, 1993
Most Rebounds.....	23, Jenette Reed (Marshall) vs. Campbell, 1992
Most Assists.....	11, Corey Hewitt (Loyola, Md.) vs. South Carolina, 1996 Jaymee Wappes (Bowling Green) vs. Hampton, 1999 Jayme Chikos (Elon) vs. Hampton, 2001
Most Steals	7, Earlisha Dill (George Mason) vs. Morehead St., 1990 Tracy Krueger (Marshall) vs. Campbell, 1992
Most Blocks	6, Beth Friday (Duquesne) vs. Loyola, 2002

Individual (Two Games)

Most Points.....	53, Angela Crosby (Appalachian St.), 1993
Most Field Goals	21, Melanie Halker (Siena), 1997
Most Field Goal Attempts	40, Deshara Shealey (Furman), 2003
Most Three-Point Field Goals	7, Yolanda Settles (William & Mary), 1993 Heidi White (Furman), 1997 LaShondra Dixon (Hampton), 1999 Amy Watson (UT Martin), 2002
Most Three-Point Field Goal Attempts	19, Bridgit Phillips (Hampton), 1999
Most Free Throws	21, Angela Crosby (Appalachian St.), 1993
Most Free-Throw Attempts.....	30, Angela Crosby (Appalachian St.), 1993
Most Rebounds.....	31, Nicole Jones (Virginia Tech), 1999
Most Assists.....	18, Jayme Chikos (Elon), 2001
Most Steals	10, Tracy Krueger (Marshall), 1992
Most Blocks	8, Adrienne Jordan (UNC Charlotte), 1999 Beth Friday (Duquesne), 2002

Team (One Game)

Most Points.....	105, Virginia Tech (vs. Southern Mississippi), 2004
Most Field Goals	37, Virginia Tech (vs. Drexel), 1992
Most Field Goal Attempts	81, Marshall (vs. UNC Asheville), 2000
Most Three-Point Field Goals	11, Bowling Green (vs. Hampton), 1999
Most Three-Point Field Goal Attempts	35, Bowling Green (vs. Hampton), 1999
Most Free Throws	36, Virginia Tech (vs. UNC Charlotte), 1999
Most Free-Throw Attempts.....	45, Virginia Tech (vs. Hampton), 1999
Most Rebounds.....	57, Virginia Tech (vs. Drexel), 1992
Most Assists.....	25, Loyola (vs. UT Martin), 2002
Most Steals	18, Virginia Tech (vs. Colgate), 1993
Most Blocks	9, Loyola (vs. UT Martin), 2002

Team (Two Games)

Most Points.....	192, Virginia Tech, 2004
Most Field Goals	68 (twice), Virginia Tech, 2001 and 2004
Most Field Goal Attempts	155, Marshall, 2000
Most Three-Point Field Goals	16, Bowling Green, 1999
Most Three-Point Field Goal Attempts	60, Bowling Green, 1999
Most Free Throws	67, Virginia Tech, 1999
Most Free-Throw Attempts.....	87, Virginia Tech, 1999
Most Rebounds.....	110, Campbell, 1995
Most Assists.....	45, Virginia Tech, 2001
Most Steals	30, Virginia Tech, 2004
Most Blocks	13 (three times), Virginia Tech, 1992, 2002 and 2004



Nicole Jones (above) set the Lady Luck Classic two-game rebounding record in the 1999 tournament. Kerri Gardin (below) led Tech with 19 points as the Hokies scored a tournament-record 105 points in a win over Southern Miss in 2004.



All-Time Letterwinners

Women's basketball became a varsity sport at Virginia Tech starting with the 1976-77 season. Following is a list of the Hokies' all-time letterwinners:

Name	Years Played
Kim Albany	1978-82
Maria Albertsson	1998-99
Britney Anderson	2003-
Jackie Ansley	1981-84
Michelle Bain	1984-88
Sherry Banks	1994-97
Mary Beth Bergmann	1987-91
Sandy Berry	1978-81
Thea Bertola	1976-77
Kelly Bradley	1977-79
Noreen Brennan	1981-85
Taiqua Brittingham	1981-85
Latisia Brown	1988-92
Stacy Brown	1993-96
Peg Bunger	1976-79
Kristin Burke	1996-97
Kelley Burrier	1992-93
Amy Byrne	1986-90
Stephanie Carter	1991-95
Dawn Chriss	2002-
Kirby Copeland	2003-
Maureen Corrigan	1980-82
Sonya Dalton	1979-80

Name	Years Played
Renee Dennis	1983-87
Nare Diawara	2003-
Angela Donnell	1991-95
Maureen Donovan	1983-87
Kelly Drinka	1996-99
Rayna DuBose	2001-
Tammie Edwards	1979-83
Megan Finnerty	2002-
Brandy Fowler	2002-04
Judy Fowler	1991-93
Jeni Garber	1988-91
Karen Garbis	1976-79
Kerri Gardin	2002-
Terri Garland	1992-95
Erin Gibson	2001-05
Mary Gilligan	1979-80
Angie Gray	1992-95
Stephanie Green	1985-89
Lisa Griffith	1989-93
Lisa Guarneri	2000-02
Cathy Hall	1976-78
Lisa Haney	1984-88
Kathy Hanover	1979-83
Sarah Hicks	1998-02
Sarah Hillyer	1989-90
Michelle (Hollister) Houseright	1995-96, 98-99
Meg Hunter	1997-98
Donna Hylton	1976-79

Name	Years Played
Roshana Jackson	2004-
Shavena Jamieron	1987-91
Nicole Jones	1999-02
Cyndi Justice	1987-91
Denise Kayajian	1986-88
Angie Kelly	1982-86
Gail Kelly	1976-78
Ieva Kublina	2000-04
Pauline Landes	1978-81
Cynthia Lee	1992-95
Robin Lee	1981-85
Lisa Leftwich	1991-95
Missy Lemons	1997-00
Amy Lingenfelder	2001-02
Emily Lipton	1999-03
Sue Logsdon	1990-94
Renee Maitland	1995-98
Christie Marrone	2004-05
Carrie Mason	2002-
Candy Michel	1988-90
Tracy Miller	1980-85
Barb Morris	1976-78
Suzanne Mott	1984-88
Sandra Nichols	1981-83
Lynette Nolley	1995-98
Katie O'Connor	1996-99
Christi Osborne	1991-95
Jamie Osborne	1985-88
Mollie Owings	1999-02

Name	Years Played
Susan Pellicoro	1980-84
Fran Pfister	1981-83
Lisa Price	1977-80
Fran Recchia	2001-05
Jenny Root	1991-95
Caroline Sadler	1979-81
Missy Sallade	1986-90
Wendy Sanders	1986-88
Erica Scott	1989-91
Joely Scott	1989-92
Kim Seaver	1996-00
Davina Simmons	2000-04
Benita Smith	1985-89
Dayna Sonovick	1987-92
Sis Spriggs	1978-81
Chrystal Starling	1999-03
Debbie Stovall	1977-78
Christina Strother	1999-01
Debbie Thomas	1976-77
Phyllis Tonkin	1988-92
Joyce Waddy	1983-87
Linda Walther	1976-78
Susan Walvius	1982-86
Dana Walvius	1986-90
Amy Wetzel	1998-01
Julie Williams	1979-81
Katrina Williams	1999-00
Tere Williams	1998-01
Lisa Witherspoon	1996-99

Tech Sports Hall of Fame



Renee Dennis (left), Amy Byrne (center) and Robin Lee (right) are three women's basketball players selected to the Virginia Tech Sports Hall of Fame. Dennis is Tech's all-time leading scorer (1,791) and was inducted in 1997. Byrne holds the record for most points in a season (561), and was enshrined in 2001. Lee is tenth on the all-time scoring list, and was slated to be honored at the Hall of Fame dinner on Nov. 25, 2005.

Virginia Tech Alumni

Virginia Tech is a public institution with a world-renowned reputation in high-technology fields, such as engineering, architecture and the sciences. The university teaches more than 28,000 students, including 1,500 international students representing 110 countries. Virginia Tech offers more than 70 undergraduate and nearly 150 master's and doctoral degree programs taught by nationally and internationally recognized scholars.

Many Virginia Tech women's basketball players have gone on to have successful careers with both large and small companies. The following are just a few examples of the success obtained by Virginia Tech women's basketball alumni. These former players demonstrate on a daily basis the results of Tech's commitment to excellence for all student-athletes.



Michelle Bain Brink (above) and Lisa Leftwich



Many former Hokie women's basketball players return each year to participate in the annual alumni game and to be honored at halftime of a Tech contest.

Former Player	Class	Occupation
Jackie Ansley	1985	Sports Performance Specialist
Stephanie Green Ballein	1989	Graduate Teaching Asst. in the VT Health Promotion Program
Renee Maitland Banks	1998	Industrial Engineer for VF Jeanswear
Thea Bertola	1977	Guidance Counselor, Monticello (Va.) High School
Michelle Bain Brink	1988	Account Executive, NIKE
Stacy Brown	1997	Social Worker in Children's Developmental Services Agency
Betty Glorer Cornwell	1974	Account with Follett Higher Education
Kelly Drinka	1999	Veterinary Technician
Angela Donnell	1995	Mental Health Social Worker
Amy Wetzel Doolan	2001	Osteopathic Medical School Student
Kathy Duncan	1980	Band Director, Auburn High and Middle Schools
Julie Easter	1981	Part-time sales
Angie Gray Edwards	1995	Associate Brand Manager, Marketing
Amy Byrne Feathers	1990	Director of Marketing/Architect
Mary Beth Bergmann Fischer	1991	Homemaker
Jeni Garber	1991	Assistant Coach, Bradley University
Terri Garland	1996	Police Officer
Erin Gibson	2005	VCU Graduate Student in Physical Therapy
Lisa Griffith	1993	Elementary School Physical Education Instructor
Lisa Guarneri	2002	Recruiter for Consulting Company
Kathy Hanover	1983	Elementary School Physical Education Instructor
Lisa Haney	1988	Math Instructor, Monticello High School
Sarah Hicks	2002	Sales, UZ Engineered Products/HS and college official
Michelle Hollister Houseright	1999	Eli Lilly Pharmaceuticals Sales Representative
Pam Johnson	1985	Training and Education Specialist, Corning, Inc.
Cyndi Justice	1991	Asst. Basketball & Volleyball Coach, Bridgewater College
Angie Kelly	1986	Project Manager for International Security Firm
Pauline Landes	1981	Director of Child Care, Douglas County (Colo.) School Dist.
Robin Lee	1985	Licensed Mental Health Therapist
Lisa Leftwich	1995	Property Manager
Missy Lemons	2000	Doctor of Physical Therapy at a private practice and Asst. Basketball Coach, Spring Valley High School
Emily Lipton	2003	Novartis Pharmaceuticals Sales Representative
Sue Logsdon	1994	Compliance Coordinator for the Institutional Review Board, University of Nebraska Medical Center
Candy Michel	1990	Business Systems Analyst, Bull Moose Tube Company/Second year law student, St. Louis University
Katie O'Connor	1999	Assistant Basketball Coach, Kansas
Jamie Osborne Little	1988	Homemaker
Suzanne Mott	1988	Student Emotional Disturbance Counselor, Hudson Falls (N.Y.) Primary School
Jenny Root Price	1995	Homemaker
Julie Pruitt	1995	Program Coordinator for On-line Education, Duke University Medical Center
Joely Scott	1992	Freelance Graphics Design Illustrator
Taiqua Brittingham Stewart	1985	Financial Analyst/NCAA Women's Basketball Official
Kim Albany Sutlive	1982	Part-time K-8 PE instructor
Lynette Nolley Vest	1998	Teaching Assistant/basketball coach, Floyd County High School
Christi Osborne Vest	1995	Homemaker
Joyce Waddy	1987	Senior Corrections Officer, Virginia Department of Corrections
Susan Walvius	1986	Head Basketball Coach, University of South Carolina
Lisa Witherspoon	1999	Completed Master's Degree at Virginia Tech
Tisa Brown Wood	1992	Accountant/Vocalist



Honor Roll

GTE Academic All-American

Christi Osborne first team, 1994-95
second team, 1993-94

GTE District III Academic All-American

Amy Byrne 1988-89
Christi Osborne 1993, 1994, 1995
Maria Albertsson 1998, 1999
Amy Wetzel 1999, 2000
Sarah Hicks 2002

Rawlings Scholarship Award

Christi Osborne 1995

Associated Press All-American

Tere Williams honorable mention, 1999
Lisa Witherspoon honorable mention, 1999

Kodak All-American

Jenny Root honorable mention, 1995

WomensCollegeHoops.com

All-American Freshman

Carrie Mason honorable mention, 2003

Women's Basketball News Service

Freshman All-American

Tere Williams third team, 1998

Atlantic Coast Conference Honors


Virginia Tech became a member of the ACC in 2004

All-ACC

Kerri Gardin honorable mention, 2005



*Ieva
Kublina*



*Tere
Williams*

BIG EAST Conference Honors

Virginia Tech was a member of the BIG EAST from 2000-2004

BIG EAST Most Improved Player

Ieva Kublina 2002

All-BIG EAST Conference

Ieva Kublina first team, 2003
second team, 2004
second team, 2002
Sarah Hicks third team, 2002
Tere Williams second team, 2001

BIG EAST All-Rookie Team

Carrie Mason 2003

Atlantic 10 Conference Honors

Virginia Tech was a member of the Atlantic 10 from 1995-2000

Atlantic 10 Defensive Player of the Year

Lisa Witherspoon 1999
Amy Wetzel 2000

Atlantic 10 Most Improved Player

Renee Maitland 1997
Katie O'Connor 1999

Atlantic 10 Sixth Player of the Year

Michelle (Hollister) Houseright 1999

Atlantic 10 Co-Rookie of the Year

Tere Williams 1998

All-Atlantic 10 Conference


Michelle (Hollister) Houserightsecond team, 1996
Chrystal Starling third team, 2000
Tere Williams first team, 2000
. first team, 1999
.second team, 1998
Amy Wetzelsecond team, 2000
second team, 1999
Lisa Witherspoonsecond team, 1999

Atlantic 10 All-Championship Team

Michelle (Hollister) Houseright 1998
Tere Williams 1998
Amy Wetzel 1999

Atlantic 10 All-Rookie Team

Katie O'Connor 1996
Kim Seaver 1997
Tere Williams 1998
Nicole Jones 1999
Chrystal Starling 2000



Jenny Root

Metro Conference Honors

Virginia Tech was a member of the Metro from 1981 to 1995

Metro Conference Player of the Year

Jenny Root 1995

All-Metro Conference


Taiqua Brittingham first team, 1984
Renee Dennis first team, 1986, 87
Susan Walvius first team, 1986
Angie Kelly second team, 1986
Maureen Donovan second team, 1987
Michelle Bain second team, 1988
Amy Byrne first team, 1980
. second team, 1989
Missy Sallade second team, 1989, 90
Jeni Garber second team, 1991
Lisa Griffith second team, 1992
Christi Osborne second team, 1993, 94, 95
Jenny Root first team, 1994, 95
. second team, 1993

Metro Conference All-Tournament

Taiqua Brittingham 1984
Renee Dennis 1987
Jeni Garber 1989
Sue Logsdon 1994
Christi Osborne 1992, 93, 94 (MVP)

Metro Conference All-Rookie Team

Jeni Garber 1989
Sue Logsdon 1991
Christi Osborne 1992



Lisa Witherspoon



The Hokies enjoyed a snorkelling trip and jet skis during their Thanksgiving 2003 trip to the U.S. Virgin Islands for the Paradise Jam



Kirby Copeland poses for a picture with one of the locals on the Hokies' 2004 trip to Australia



The Cathedral de Notre Dame in Paris, France, was one of Tech's stops on its 2000 visit to Europe





The Hokies will be visiting the beautiful beaches of Cancun, Mexico in 2005



Virginia Tech's summer international trip in 2008 will be to Greece and Italy



Sydney Harbor and an excursion to the Great Barrier Reef were highlights of the Hokies' summer trip to Australia in 2004



The Swiss Alps created lasting memories on Virginia Tech's excursion to Europe in 2000

Tech stayed at the New York, New York resort in Las Vegas during a regular-season tournament last season



HOKIES



Dawn
Chriss

Megan
Finnerty

Roshana
Jackson

**Virginia Tech and the ACC —
Women's Basketball at its Best!**