

VIRGINIA TECH

WOMEN'S BASKETBALL

CARRIE MASON



ERIN GIBSON



A photograph of Kirby Copeland, a Virginia Tech basketball player, in a white jersey with "VIRGINIA TECH" and the number "5" on it. She is dribbling a basketball on a court during a game. The background shows a blurred crowd and a red banner with "VIRGINIA TECH" partially visible.

KIRBY COPELAND

A photograph of Beth Dunkenberger, the head coach of the Virginia Tech basketball team. She is smiling and standing behind a podium with a microphone. The podium has a white cloth with the "VT" logo. She is wearing a dark blue jacket with a white collar and a small "VT" logo on the lapel.

BETH DUNKENBERGER

With new head coach Beth Dunkeberger at the helm, the Hokies look to build on their past success as they head into the Atlantic Coast Conference





VIRGINIA TECH WOMEN'S BASKETBALL

THE HOKIES' 2004-05 MEDIA GUIDE

Media Information/Outlets2-3
Quick Facts.....3

VIRGINIA TECH WOMEN'S BASKETBALL

A New Era For the Hokies.....6-7
Postseason Regulars8-9
Hokie Success10-11
All-Star Candidate Carrie Mason12
All-Star Candidate Erin Gibson13
World-Wide Hokies.....14-15
Home Court Advantage.....16-17
Cassell Coliseum/Locker Room18-19

2004-05 OUTLOOK

2004-05 Outlook.....22-28
2004-05 Schedule23
Guards26
Forwards27
Centers28
2004-05 Roster/TV Chart29

THIS IS VIRGINIA TECH

The University.....32-33
Campus Landmarks.....34-35
Tech at a Glance36
University President Dr. Charles W. Steger37
Athletics Department Directory38
Director of Athletics Jim Weaver39
Management Staff40-41
The Hokies' Athletic Complex.....42-43
A Success Story44-45
Blacksburg, Virginia.....46-47

SUPPORT SERVICES

Academic Support Services50-53
Student Life Office54-55
Strength & Conditioning.....56-57
Sport Psychology.....58
Sports Nutrition59
Sports Medicine.....60-61
hokiesports.com62

hokiesports the newspaper.....63
Athletic Fund/Hardwood Club.....64
Spreading the News.....65

THE COACHING STAFF

Coach Beth Dunkenberger68-69
A Talk with Beth70-71
Dunkenberger's Records vs. All Opponents.....71
Assistant Coach Shellie Greenman72
Assistant Coach Bobbie Kelsey73
Assistant Coach Stacy Cantley.....74
Dir. of Basketball Operations Jill Jameson.....75
Women's Basketball Support Personnel75

MEET THE HOKIES

Erin Gibson78-79
Dawn Chriss80-81
Megan Finnerty82-83
Kerri Gardin84-85
Carrie Mason.....86-87
Fran Recchia88-89
Britney Anderson.....90-91
Kirby Copeland92-93
Nare Diawara.....94-95
Brittany Cook96
Roshana Jackson97
Christie Marrone.....98
Rayna DuBose99

2003-04 SEASON IN REVIEW

2003-04 Review.....102-104
2003-04 Results105
2003-04 Statistics106
Regular Season Recaps.....107-115
BIG EAST Tournament Recaps116
NCAA Tournament Recaps.....117

2004-05 OPPONENTS

Valparaiso120
Arkansas State120
Minnesota121

James Madison121
Old Dominion122
Alabama122
Liberty123
St. Francis (Pa.)123
Texas Tech.....124
Western Michigan.....124
Southern Mississippi125
Davidson.....125
Maryland126
Fordham126
Duke.....127
N.C. State.....127
Clemson128
Florida State128
Virginia.....129
Wake Forest129
Richmond.....130
Miami.....130
North Carolina131
Georgia Tech.....131
The Hokies' Travel Plans.....132
ACC Tournament133
All-Time Series Records134
Year-by-Year vs. '04-05 Opponents135

THE ATLANTIC COAST CONFERENCE

Virginia Tech Joins the ACC.....138
The Atlantic Coast Conference139-140
Commissioner John Swofford141

HISTORY & RECORDS

Hokie Hoops History144-145
Postseason Appearances146-147
Wins Over Ranked Opponents148-149
Milestone Wins.....150
Conference Affiliation History151
Individual Records.....152-153
Team Records154-155
Miscellaneous Records155
Single-Game Highs156
Records by Class157
Year-by-Year Leaders158-159
Top Ten Performances160-161
The 1,000-Point Club162-164
Cassell Coliseum Records165
Year-by-Year Results.....166-169
Lady Luck Classic Results170
Lady Luck Classic Records171
All-Time Letterwinners/Hall of Fame172
Women's Basketball Alumni173
Honor Roll174-175
2004 Australia Tour176

BY THE WAY, WHAT IS A HOKIE?

That's the most often-asked question in Virginia Tech athletics. The answer leads all the way back to 1896 when Virginia Agricultural and Mechanical College changed its name to Virginia Polytechnic Institute. With the change came the necessity for writing a new cheer and a contest for such a purpose was held by the student body. Senior O.M. Stull won first prize for his "Hokie" yell, which still is used today. Later, when asked if "Hokie" had any special meaning, Stull explained the word was solely the product of his imagination and was used only as an attention-getter for his yell. It soon became a nickname for all Tech teams and for those people loyal to Tech athletics. The official school colors — Chicago maroon and burnt orange — also were introduced in 1896. They were chosen because they made a "unique combination" not worn elsewhere at the time.



MEDIA INFORMATION

The 2004-2005 Virginia Tech women's basketball guide has been designed to aid the media in its coverage of Hokie basketball. Additional information, news releases and photographs are available to accredited members of the media. All requests should be directed to the Sports Information Office. Please contact us by writing to the Virginia Tech Sports Information Office, 460 Jamerson Athletic Center, Blacksburg, VA 24061. If you would like to call, please phone (540) 231-6726 during the day or (540) 231-2228 at night or on weekends. The Sports Information fax number is (540) 231-6984.

PRESS CREDENTIALS

Requests for press credentials are screened with care to ensure a working press row. Children and other non-workers are not allowed in compliance with the working code of The Basketball Writers Association of America. Credentials will be granted to Virginia Tech's official Web site, the visiting team's official Web site and the Atlantic Coast Conference's official Web site.

Requests for media credentials should be made in writing on appropriate letterhead at least one week prior to the game. Requests should be directed to Torye Hurst. You are urged to submit your request as early as possible. A reminder — no cheering is allowed in the working press area.

BROADCAST SERVICE

Radio space for broadcast of women's basketball games is located on press row at courtside across from the team benches. Lines are available on a reciprocal basis. Please contact the Virginia Tech Sports Information Office as your local contact for broadcast location at Cassell Coliseum.

MEDIA SERVICES

A game flip card, game notes, updated statistics and media guides will be available before the game. Complete NCAA statistics will be available as soon as possible after the game and will be distributed at halftime.

INTERVIEWS

All Virginia Tech players and coaches will be available throughout the season for interviews. All interviews with Coach Beth Dunkenberger and players must be arranged through the Sports Information Office.

POSTGAME POLICY

Coach Beth Dunkenberger and players will be available to the media after each home game. After a 10-minute cooling-off period, Coach Dunkenberger and requested players will speak to the media in Room 309 in Cassell Coliseum.



Erin Gibson speaks with the media during an NCAA Tournament press conference last season.

LISTENING TO THE HOKIES

For the eighth straight year, the Hokies will have a commercial radio package. All Virginia Tech women's basketball games can be heard throughout the Blacksburg-Christiansburg-Radford market on HOT 100 (100.7 FM) and in the Roanoke-Lynchburg market on WBWR-FM (106.9 FM). Tony Luftman will handle the play-by-play duties in his second season with the team. Web casts of all women's basketball games can be heard by accessing Tech's official Web site — www.hokiesports.com.

ACC ON THE WEB

The Atlantic Coast Conference official Web site can be accessed by visiting www.theacc.com.

Information is updated with new material daily. Links to each of the ACC schools' official athletic Web sites are also located on this site.

TheACC.com will have an updated basketball release each afternoon following the day of a game. The ACC Player and Rookie of the Week will be posted on Monday afternoons.

COACHES' TELECONFERENCE

The ACC basketball coaches will be featured on a

weekly teleconference each Tuesday from 11 a.m. to 12:28 p.m. beginning January 4 and concluding March 1.

Each coach will have approximately eight minutes to make an opening statement and answer questions. There will be an instant replay of each week's teleconference beginning Tuesday afternoon on the conference website, www.theACC.com. The media telephone number is (913) 981-5532.

Jim Davis, Clemson	11:00
Gail Goestenkers, Duke	11:08
Sue Semrau, Florida State	11:16
MaChelle Joesph, Georgia Tech	11:24
Brenda Frese, Maryland	11:32
Ferne Labati, Miami	11:40
Sylvia Hatchell, North Carolina	11:48
Kay Yow, N.C. State	11:56
Debbie Ryan, Virginia	12:04
Beth Dunkenberger, Virginia Tech	12:12
Mike Petersen, Wake Forest	12:20

TECH WEB SITE

Notes, releases, statistics and other pertinent information are available on Tech's official Web site — hokiesports.com.



MEDIA OUTLETS

2004-05 QUICK FACTS

WIRE SERVICE

The Associated Press

NEWSPAPERS

hokiesports the newspaper
 Bluefield Daily Telegraph
 Bristol Herald Courier
 Charlottesville Daily Progress
 Collegiate Times
 Danville Register & Bee
 Fredericksburg Free Lance Star
 Harrisonburg News-Record
 Hopewell News
 Kingsport Times News
 Lynchburg News
 Martinsville Bulletin
 Newport News Daily Press
 News-Messenger
 Norfolk Virginian Pilot
 Petersburg Progress-Index
 Potomac News
 Pulaski Southwest Times
 Richmond Times Dispatch
 Roanoke Times
 South Boston News & Record
 Staunton Daily News Leader
 Washington Post
 Washington Times
 Waynesboro News Virginian
 Winchester Star

LOCAL RADIO

ISP SPORTS
 WFNR-FM
 WKEX-AM
 Virginia News Network
 WUVT-Radio

LOCAL TV

WDBJ-TV (Roanoke, Va.)
 WSLS-TV (Roanoke, Va.)
 WSET-TV (Lynchburg, Va.)
 WCYB-TV (Bristol, Va.)
 WTVR-TV (Richmond, Va.)
 WAVY-TV (Portsmouth, Va.)
 WTKR-TV (Norfolk, Va.)
 WVEC-TV (Norfolk, Va.)
 WVIR-TV (Charlottesville, Va.)
 WWBT-TV (Richmond, Va.)
 WRIC-TV (Richmond, Va.)
 WVVA-TV (Bluefield, W.Va.)

CONTACTS

Hank Kurz, Jr.

Jimmy Robertson
 Bob Redd
 Michael White, Bucky Dent
 Jerry Ratcliffe
 Sports Editor
 John Coscia
 Steve DeShazo, Jim McConnell
 Chris Simmons
 Hank Bilyeau
 Pat Kenney, John Moorehouse
 Nate Crossman
 John Krueger
 Norm Wood, David Teel
 David Grimes
 Kyle Tucker, Tom Robinson
 John Medeiros
 Dave Fawcett
 Dave Bissett
 Vic Dorr, John Markon
 Katrina Waugh, Aaron McFarling
 Tucker McLaughlin
 Hubert Grimm
 Kathy Orton
 Ken Denlinger
 Jim Sacco
 Ben Brooks

PHONE

804-643-6646

540-231-4134
 304-327-2811
 276-669-2181
 434-978-7246
 540-231-9865
 434-793-2311
 540-373-5000
 540-574-6200
 804-458-8511
 423-246-8121
 434-385-5554
 276-638-8801
 757-247-4637
 540-382-6171
 757-446-2630
 804-732-3456
 703-878-8000
 540-980-5220
 804-649-6445
 540-981-3127
 434-572-2928
 540-885-7281
 202-334-7350
 202-636-3253
 540-989-8213
 540-667-3200

FAX

804-643-6223

540-231-6984
 304-327-6179
 276-669-3696
 434-975-7104
 540-231-5057
 434-797-2299
 540-373-8450
 540-433-9112
 804-458-7556
 423-392-1385
 434-385-5538
 276-638-4153
 757-247-9420
 540-382-3009
 757-533-9004
 804-861-9452
 703-878-3993
 540-980-3618
 804-775-8085
 540-981-3392
 434-572-2920
 540-885-1904
 202-334-7685
 202-529-7869
 540-942-4542
 540-667-0012

Bill Roth, Tony Luftman
 Rick Watson
 Drake Anderson
 Gary Hess
 Sports

540-961-7604
 540-633-5330
 540-961-9791
 804-474-0155
 540-231-9881

540-961-7606
 540-633-2998
 540-961-2021
 804-474-0167

GENERAL INFORMATION

Name of School: Virginia Tech
 City/Zip: Blacksburg, VA 24061
 Founded: 1872
 Enrollment: 28,000
 Nickname: Hokies
 Mascot: The HokieBird
 School Colors: Chicago Maroon (PMS 208) and Burnt Orange (PMS 158)
 Arena/Gym Name: Cassell Coliseum
 Capacity: 10,052
 Affiliation: NCAA Division I
 Conference: Atlantic Coast Conference
 President: Dr. Charles Steger
 Alma Mater, Year: Virginia Tech, 1969
 Athletics Director: Jim Weaver
 Alma Mater, Year: Penn State, 1967
 Athletics Department Phone: (540) 231-6796
 Athletics Ticket Office: (540) 231-6731

HISTORY

First Year of Basketball: 1976-77
 All-Time Record: 451-337
 NCAA Tournament Appearances/Last: 7/2004
 All-Time NCAA Record: 7-7
 Last NCAA Tourn. Opponent: Penn State
 Result: 61-48 loss in Second Round
 Appearances In WNIT/Last: 2/2002
 All-Time WNIT Record: 4-2
 Last WNIT Opponent: Houston
 Result: 77-72 (ot) loss in semifinals

COACHING STAFF

Head Coach: Beth Dunkenberg
 Alma Mater, Year: Randolph-Macon, '86
 Record at School (years): First year
 Career Record (years): 65-50 (4 years)
 Basketball Office Phone: (540) 231-4998
 Best Time/Day to Reach Coach: Through SID Office
 Assistant Coaches: Shellie Greenman (Emory & Henry, '88)
 Bobbie Kelsey (Stanford, '96)
 Stacy Cantley (UNC Wilmington, '99)
 Director of Basketball Operations: Jill Jameson (Northern Iowa, '93)
 Athletic Trainer: Megan Rittler

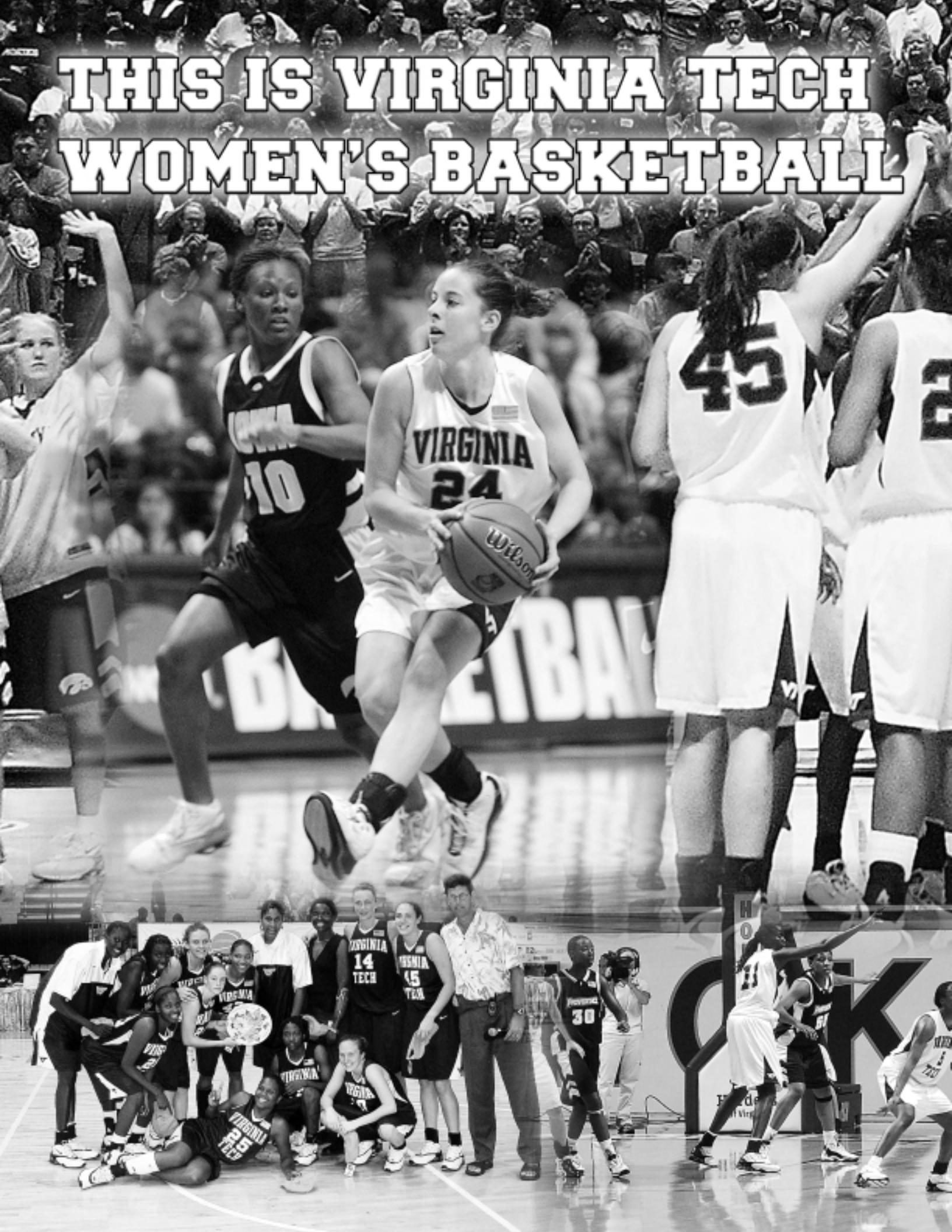
SPORTS INFORMATION

Women's Basketball SID: Torye Hurst
 Office Phone: (540) 231-8823
 SID Fax: (540) 231-6984
 Home Phone: (540) 382-6505
 Cell Phone: (540) 998-5907
 E-mail Address: tohurst@vt.edu
 Sports Information Director: Dave Smith
 Associate SID: Anne Panella
 Assistant SIDs: Bill Dyer, Bryan Johnston, David Knachel
 SID Interns: Laura Culbertson, Brent C. Hager, John Holinka
 Press Row Phone: (540) 231-3048
 SID Mailing Address: 460 Jamerson Athletic Center
 Spring Road
 Blacksburg, VA 24061
 Radio Station: WFNR 100.7
 Contact/Play-by-Play Announcer: Tony Luftman
 Phone: (540) 998-3603
 Athletic Web Site: www.hokiesports.com



There is a large media contingent that regularly covers Virginia Tech women's basketball, and with the move into the ACC, media exposure is likely to become even greater.

THIS IS VIRGINIA TECH WOMEN'S BASKETBALL



THIS IS VIRGINIA TECH WOMEN'S BASKETBALL.

With seven consecutive postseason appearances and nine in the past 11 years, Virginia Tech has become one of the top programs in the nation.

INSIDE THIS SECTION

A New Era in the ACC.....	6-7
Postseason Regulars.....	8-9
Noting the Hokies.....	10-11
All-Star Candidate Carrie Mason.....	12
All-Star Candidate Erin Gibson.....	13
World-Wide Hokies.....	14-15
Home Court Advantage.....	16-17
Cassell Coliseum/Locker Room.....	18-19





A NEW ERA FOR THE HOKIES

VIRGINIA TECH EMBARKS ON THE 2004-05 SEASON IN A NEW CONFERENCE WITH A NEW HEAD COACH

The 2004-05 season should be an exciting one, with the Virginia Tech women's basketball team entering a new conference with a new coach. However, the more things change with the Tech program, the more they remain the same. An experienced squad, featuring four returning starters, will look to continue Tech's tradition of success — including seven straight postseason appearances and seven consecutive 20-win seasons.

The Hokies finished 23-8 last season and advanced to the second round of the NCAA Tournament for the second consecutive season. Ieva Kublina concluded her Tech career as the all-time shot block leader, second in rebounding and third in scoring. Carrie Mason again led the team in minutes played and was second in scoring behind Kublina. Mason, after only two seasons, already ranks third on the Hokies career three-point field goals made list.

Cassell Coliseum again proved to be a difficult venue for opponents, as Tech posted a 13-3 home

record and improved to 87-17 in the friendly confines over the past seven seasons. The Hokies averaged 3,685 fans for 16 home games, which ranked 26th in the nation.

While the ACC will provide stiff competition for Tech, the Hokies four returning starters, Mason, Erin Gibson, Kerri Gardin and Dawn Chriss, should be up to the task. Gibson led the team in field-goal percentage and registered five double-doubles (points-rebounds) last year. Chriss and Gardin proved to be an effective one-two punch with Chriss second on the team in blocks and third in scoring and rebounding while Gardin came on late in the season including a 14- point, 16-rebound performance against Georgetown in the BIG EAST Championship.

The new conference affiliation has Tech faithful excited, and the return of Beth Dunkenberger to Blacksburg as head coach has Hokie fans antcipa-


tion for the upcoming season at an all-time high. No stranger to Virginia Tech, Dunkenberger served on Carol Alfano's Hokie staff for nine years (1988-97), the first two years as a graduate assistant before being elevated to full-time assistant. She helped lead the Hokies to the 1994 and 1995 NCAA Tournaments, the first two appearances in school history.

Dunkenberger is also known as a fierce recruiter, having signed Tere Williams, the first *Parade* All-American in Tech's history. She assisted in recruiting seven members of Tech's 1,000-point club and four of the top six scorers in the program's history. As an assistant at Florida (1997-00), Dunkenberger had the opportunity to coach five players who are currently, or were previously, on WNBA rosters.

The future continues to look bright for the Tech women's basketball program as Hokie fans, players, and the coaching staff look forward to participating in the Atlantic Coast Conference and another successful season including a return to the NCAA Tournament.




Director of Athletics Jim Weaver congratulates Beth Dunkenberger at a press conference announcing her as the new basketball coach at Virginia Tech in April 2004.





ACC banners are hanging in the rafters of Cassell Coliseum and the Hokies look forward with great anticipation to competing in this prestigious conference.



Kerri Gardin's improved play last season helped the Hokies reach the second round of the NCAA Tournament, and Tech will look to earn its eighth-straight postseason bid this year.

The Atlantic Coast Conference is the most televised women's basketball league in the country, and the Hokies will garner even more attention on the national level in their new home.




ELITE COMPANY

The Virginia Tech women's basketball program has enjoyed tremendous success the last six years. Tech ranks 21st in terms of victories and is joined on the list by the nation's top women's basketball teams.

1. Connecticut	204
2. Tennessee	188
3. Duke	183
4. Louisiana Tech	177
5. Purdue	170
6. UC Santa Barbara	159
7. Texas Tech	157
8. Old Dominion.....	152
9. Georgia	151
10. Notre Dame.....	149
11. Penn State	148
12. Stanford	144
13. Colorado State	143
Oklahoma	143
15. LSU	142
16. North Carolina	141
17. Southwest Missouri State	139
18. Chattanooga.....	138
Texas	138
20. Wisconsin-Green Bay.....	137
21. Virginia Tech	136
Liberty	136
Vanderbilt	136
24. George Washington	135
Utah.....	135
26. Boston College.....	134
27. Iowa State	133
New Mexico.....	133
29. Northwestern State.....	132
30. Xavier.....	130
31. Rutgers.....	129
32. Saint Joseph's	128
33. Cincinnati	127
Delaware	127
35. TCU	126
Tulane	126
37. Holy Cross.....	125
38. Drake.....	124
Pepperdine	124
40. Arizona.....	123
Kent State	123
42. Baylor.....	122
Georgia State	122
Villanova	122
45. Kansas State	121
Montana	121
Tennessee Tech.....	121
49. Auburn.....	120
50. Western Kentucky	120



POSTSEASON REGULARS



At a special reception in the South End Zone Club, the Hokies and members of the Hardwood Club celebrate the announcement of Tech's bid to the 2004 NCAA Tournament and the teams that would be joining the Hokies for first and second-round games at Cassell Coliseum.


VIRGINIA TECH IN POSTSEASON PLAY

NCAA TOURNAMENT

Year	Seed	Region	Qualified	Round	Opponent	Results	Location
1994	8	East	Metro Tournament Champs	1st	Auburn	L 51-60	Blacksburg, Va.
1995	8	East	At-large bid	1st	St. Joseph's	W 62-52	Storrs, Conn.
				2nd	Connecticut	L 45-91	Storrs, Conn.
1998	11	West	Atlantic 10 Tournament Champs	1st	Wisconsin	W 75-64	Gainesville, Fla.
				2nd	Florida	L 57-89	Gainesville, Fla.
1999	4	East	At-large bid	1st	Saint Peter's	W 73-48	Blacksburg, Va.
				2nd	Auburn	W 76-61	Blacksburg, Va.
				Regional	Tennessee	L 52-68	Greensboro, N.C.
2001	7	Mideast	At-large bid	1st	Denver	W 77-57	Lubbock, Texas
				2nd	Texas Tech	L 52-73	Lubbock, Texas
2003	7	East	At-large bid	1st	Georgia Tech	W 61-59	West Lafayette, Ind.
				2nd	Purdue	L 62-80	West Lafayette, Ind.
2004	8	East	At-large bid	1st	Iowa	W 89-76	Blacksburg, Va.
				2nd	Penn State	L 48-61	Blacksburg, Va.

WOMEN'S NATIONAL INVITATION TOURNAMENT

2000	-	-		1st	Georgia State	W 80-58	Blacksburg, Va.
				2nd	Maryland	L 60-68 (OT)	Blacksburg, Va.
2002	-	-		1st	UNC Greensboro	W 51-45	Blacksburg, Va.
				2nd	George Washington	W 68-52	Blacksburg, Va.
				Quarterfinal	Vermont	W 76-48	Blacksburg, Va.
				Semifinal	Houston	L 72-77 (OT)	Blacksburg, Va.



Postseason appearances and large crowds have become a mainstay of the Virginia Tech women's basketball program. The Hokies have played in postseason tournaments nine times in the past 11 years, including the last seven consecutive seasons. Tech's greatest success came in 1999, when the Hokies went 28-3 during that magical season, including 15-0 at home. Tech hosted and won first and second round games against St. Peter's and Auburn to advance to the Sweet Sixteen, played in Greensboro, N.C., where they lost to defending national champion Tennessee (right). The Hokies won their first round 2003 NCAA Tournament game over Georgia Tech at Purdue University (above left) on this Carrie Mason runner in the final seconds. This past season, Virginia Tech and Cassell Coliseum again served as the host for first and second round NCAA Tournament games (below).





HOKIE SUCCESS

VIRGINIA TECH CONTINUES TO ACHIEVE AT THE HIGHEST LEVEL

Virginia Tech has averaged 23 wins over the previous seven seasons. The Hokies have advanced to the postseason every year, including five NCAA and two WNIT appearances.

Tech has won 145 of its last 198 games (73.2 percent) dating back to Feb. 14, 1998. During

that span, the Hokies have only lost to Boston College (two times), Clemson, Connecticut (six times), Dayton, Duke, Florida State, Florida, Florida International, Georgetown, George Washington (two times), Georgia, Houston, LSU, Maryland, Massachusetts, Miami (three

times), Notre Dame (five times), Old Dominion, Oregon, Providence, Purdue, Rutgers (four times), Syracuse, Tennessee, Texas Tech, Villanova (three times), Virginia (two times), West Virginia and Xavier (four times). Of the 52 losses, 24 were against nationally ranked opponents.



Interest in the Hokies is at an all-time high.

LOVE THOSE HOKIES

The play of the Virginia Tech women's basketball program at home has not gone unnoticed by the Hokie faithful. The following has paid huge dividends for the team for its performances at the Cassell, serving as the team's sixth man on the court.

Last season, the Hokies had three of their largest crowds in the history of the program. More than 7,200 fans attended the Connecticut game on Jan. 27, 2004, marking the seventh largest crowd in the history of Cassell Coliseum while more than 7,100 attended the Penn State game in the NCAA Second Round, which was the eighth largest crowd. Tech also drew 6,364 fans, 10th largest, on Feb. 28 for the Pittsburgh contest.

In 1999, Tech set eight of the program's then 10 best single-game attendance marks and averaged a record 5,221 fans per game, ranking 13th nationally. In Tech's first-round NCAA Tournament win over St. Peter's, the Hokies recorded the program's first sellout crowd with 10,052 on hand.

In 2001-02, the Hokies averaged 2,577 in 17 home games which was 33rd best in the nation. The Hokies drew 6,069 against No. 1 Connecticut that year, which was the eighth largest crowd, and had 5,370 on hand for the WNIT semifinal contest against Houston. Tech averaged 3,685 last year, which ranked 26th in the nation.

HOKIES' HISTORY

With last season's 23-8 record, Virginia Tech posted the program's 16th winning season in 28 years of varsity competition. Last season's mark was the Hokies' seventh straight and 10th 20+ win season in the past 12 years. Tech has had 10 losing seasons and two break-even campaigns. The Hokies' best season was the 28-3 mark in 1999, while Tech's most losses in a season were the 21 defeats in 1996-97.

SEASON TOURNEYS

In the last seven seasons, the Hokies are 21-7 (75.0%) in regular-season tournaments, winning the Tech holiday tournament for the past six years. Overall, since the 1976-77 season, Virginia Tech is 51-36 (58.6%) in tournaments that are held during the regular season. The Hokies won the Paradise Jam last season defeating Iowa State and Mississippi State before taking their own Lady Luck Classic with wins over Furman and Wake Forest. This year, Tech will participate in three regular season events — at the Minnesota tournament (Nov. 19-20) and the Duel in the Desert in Las Vegas, Nev. (Dec. 18-19), and will play host to the Lady Luck Classic (Dec. 28-29).

ACROSS THE STATE

In the last seven seasons, the Hokies have posted a 30-5 overall record against teams that hail from the state of Virginia. During the period, Tech is 18-0 at home and 12-5 on the road against in-state opposition. Since the 1976-77 season, Virginia Tech has posted a 113-88 record overall vs. in-state foes, 65-25 at home, 46-49 on the road and 2-14 in neutral site games.

DEFENDING THE CASSELL

Over the last seven seasons, the Hokies have posted an 87-17 record (.837) at Cassell Coliseum. Overall, the program has posted a 255-106 (.706) home record since the addition of women's basketball as a varsity sport in 1976-77. The Hokies were 15-0 at home in 1999-00 and won 18-straight regular-season home games until the Georgia loss on Nov. 17, 1999. Tech was 13-1 at home in 2002-03, and the Hokies have won 79 of their last 95 home games, including a 13-3 mark last season. More recently, Tech has won 32 of the last 36 home contests over the past three years. Tech has defeated 13 of the last 14 non-conference opponents at home and 27 of the last 29. The last two non-conference home losses both occurred on March 23, a 77-72 overtime defeat in 2002 against Houston in the WNIT semifinals and a 61-48 loss to Penn State in the 2004 NCAA Second Round.

DAWN OF A NEW ERA

Junior Dawn Chriss came into her own last season after averaging only 3.2 points and 1.8 rebounds during her freshman campaign. Chriss was second on the team in field goal percentage (.482), third in scoring (10.2), second in blocks (28), first in free throw percentage (.837) and third in rebounding (4.7). She has scored in double figures in 20 career games and registered her first collegiate double-double with 15 points and 12 rebounds against Liberty (1/2/04).



DAWN CHRISS

A STEADY INSIDE FORCE

Senior center Erin Gibson produced another solid season

ERIN GIBSON



last year averaging 9.3 points and 6.9 rebounds while blocking 24 shots. She led the team in field goal percentage (.485) and improved her free throw shooting from 50.8 percent in the 2002-03 season to 60.2 percent (65-108) last year. Gibson led the team with five double-doubles last year and was named the Lady Luck Classic Most Valuable Player after leading the Hokies to two wins, averaging 13.5 points and eight rebounds.

EXPERIENCED CAST RETURNS

This year's edition of Virginia Tech women's basketball features four returning starters along with four reserves who saw considerable playing time last season. The Tech offense will be directed for the third year by Carrie Mason (5-7, Jr., G, Seneca, Pa.), who was second on the team in scoring, averaging 11.5 per contest, second in assists (84) and led the team in minutes played (35.8). Mason, a member of the 2002-03 BIG EAST All-Rookie team, set a school record for most three-point field goals by a sophomore with 51 and already ranks third on the career list with 93. She equaled her career-high with 24 points last season against Mississippi State in the championship game of the Paradise Jam tournament.

Dawn Chriss (6-1, Jr., G., Hillcrest Heights, Md.) returns following a solid sophomore year. Chriss was third in scoring and rebounding after seeing very few minutes as a freshman. She was third in assists and had her first career double-double against Liberty.

The lone senior on the team, Erin Gibson (6-2, Sr., F/C, Galax, Va.) will be counted on heavily to help replace the loss of Ieva Kublina. Gibson led the team in rebounding, was third in blocks and fourth in scoring. She grabbed a career-high 16 rebounds against Furman in the first round of the Lady Luck Classic.

The fourth returning starter is the versatile Kerri Gardin (6-1, Jr., Morganton, N.C.), who led the team in assists (90) and was third in rebounding as well as steals. Gardin recorded four double-doubles last season including consecutive games at West Virginia, versus Miami and at Seton Hall.

Other returnees include Kirby Copeland (5-10, So., G, Morrow, Ga.), Fran Recchia (5-7,

r-Jr., Flower Mound, Texas), Megan Finnerty (6-3, Jr., C, Atlanta, Ga.), Britney Anderson (6-0, So., F, Blacksburg, Va.) and Nare Diawara (6-6, So., C, Bamako, Mali).

MASON PAVES THE WAY

Junior point guard Carrie Mason, who tied a career-high with four treys vs. Iowa in the NCAA East Region First

Round, avoided a sophomore slump last year following arguably the best freshman season in Tech history. Mason was named the Paradise Jam Most Valuable Player after leading the Hokies to the championship. She was second on the team in scoring (11.5), first in three-point field goals (51) and third in career three-point field goals (93), first in steals (58) and first in minutes played (35.8). Mason was named to the 2002-03 BIG EAST Conference All-Rookie team and was selected on one occasion as the BIG EAST Conference Rookie of the Week (12/9/02). She was an honorable mention selection to the womenscolleg hoops.com All-America Freshman team. In 2002-03, Mason set the school record for assists by a freshman with 106, which also led the team. Mason came through in the clutch for the Hokies on several occasions during her freshman year, hitting game-winning shots against Notre Dame (53-50) in the regular season and against Georgia Tech (61-59) in the 2003 NCAA First Round as well as nailing a three-pointer to force a game at Miami into overtime.

SWAT TEAM

Virginia Tech blocked 161 shots last season for an average of 5.2 rejections per contest and blocked five or more shots 17 times. Tech tied a season-high with 11 blocks vs. Iowa in the NCAA East Region First Round game. Ieva Kublina led the team with 73 blocks followed by Dawn Chriss with 28. The Hokies also blocked 161

shots during the 2001-02 season, an average of 5.0 per game. In 2002-03, the Hokies blocked five or more shots in 19 games led by Kublina with 86, the highest single-season total in school history.

SUCCESSFUL AUSSIE TOUR

The Hokies spent an enjoyable and very successful 12 days in Australia in early August. Tech's toughest game was the first, as the Hokies escaped with a 71-67 victory over HSE Blues. The final four games were not nearly as competitive, as Tech defeated AIS 76-57, Southern Districts 90-67, Brisbane Capitals 103-71 and Cairns Dolphins 117-58.

On the tour, Kerrin Gardin led the way averaging 15.0 points followed by Erin Gibson (13.6), Kirby Copeland (13.0), Dawn Chriss (12.8), Carrie Mason (12.0), Fran Recchia (8.8), Nare Diawara (8.6) and Britany Anderson (7.2). Megan Finnerty scored two points in the first game of the tour but did not play in the remaining four contests due to a sore back. NCAA rules do not allow incoming players to take part in foreign tours.

Tech held the opposition to 20 points or less in 18 of the 20 quarters while averaging 91.4 points per game. The Hokies, who were only tested in the tour's first contest, a 71-67 win over the HSE Blues in Sydney, had an average margin of victory during the tour of 27.4 points.

GARDIN PARTY

SEEING DOUBLE

Sophomore Kerri Gardin recorded her fourth double-double of the year with 14 points and a career-high 16 rebounds against Georgetown in the First Round of the 2004 BIG EAST Championship. She recorded the first three double-doubles of her collegiate career last season in consecutive contests at West Virginia (13 pts., 10 reb.), Miami (13 pts., 14 reb.) and at Seton Hall (11 pts., 12 reb.). In her last 10 games of the 2003-04 season, Gardin averaged 10.3 points and 8.2 rebounds. She scored in double figures 11 times, had six or more boards in nine games and blocked two or more shots on five occasions.



KERRI GARDIN



ALL-STAR CANDIDATE

CARRIE MASON

A MEMBER OF THE 2002-03 BIG EAST ALL-ROOKIE TEAM, CARRIE HAS LED THE HOKIES TO BACK-TO-BACK NCAA APPEARANCES

MASON'S ACCOMPLISHMENTS

- 2002-03 BIG EAST All-Rookie team
- Led team in minutes played her first two seasons
- First on team in three-point field goals (51)
- Led team in minutes played (1100- 35.5)
- Second on team in scoring (11.5)
- Second on the team in assists (84- 2.7)
- Named MVP of 2003 Paradise Jam
- Tied a career-high with four treys vs. Iowa in 2004 NCAA First Round
- Set school freshman record with 106 assists
- Twice named to the BIG EAST Academic All-Star Team
- Tied career-high with 24 points vs. Mississippi State in Paradise Jam
- Hit game-winning shot vs. Georgia Tech in 2003 NCAA First Round
- Connected on game-winner in 2003 vs. Notre Dame
- Scored in double figures 36 times
- Hit a three-point shot in 49 games
- Third in career three-point field goals (93)
- Top 20 in career scoring (696)

CARRIE'S CAREER HIGHS

Points 24 (two times)
 FG Attempted15 at Virginia, 11/23/03
 FG Made7 (two times)
 3PT FG Attempted11 at West Virginia, 2/10/04
 3PT FG Made4 (three times)
 FT Attempted10 (two times)
 FT Made9 (two times)
 Rebounds8 at Pittsburgh, 1/21/04
 Assists.....7 (three times)
 Blocks2 (two times)
 Steals5 at James Madison, 12/21/03

MASON'S STATISTICS

Year	G	GS	MP	FGM-Att.	Pct.	3PTM-Att.	Pct.	FTM-Att.	Pct.	Reb.	Avg.	A	TO	Blk.	ST	TP	Avg.
02-03	32	30	1,108	107-229	.467	42-103	.408	82-106	.774	108	3.4	106	101	4	26	338	10.6
03-04	31	31	1,100	114-272	.419	51-129	.395	79-99	.798	91	2.9	84	86	4	58	358	11.5
Totals	63	61	2,208	221-501	.441	93-232	.400	161-205	.785	199	3.2	190	187	8	84	696	11.1

ALL-STAR CANDIDATE

ERIN GIBSON



THE HOKIES WILL ONCE AGAIN COUNT ON ERIN'S SOLID INSIDE PLAY

GIBSON'S ACCOMPLISHMENTS

- Led team in field goal percentage (.485)
- Led team in rebounding (215-6.9)
- Third on the team in blocks (24)
- Third in minutes (956-30.8)
- Fourth on team in scoring (9.3)
- Led team with five double-doubles
- Named MVP of 2002 Lady Luck Classic
- Top 20 in career scoring (789)
- Seventh in career blocks (78)
- Eleventh in career rebounds (579)
- Scored in double-figures 35 times
- Pulled down five or more rebounds in 55 games
- Credited with a block in 56 games
- 2004 Academic All-America District III Second Team
- Twice named to the BIG EAST Academic All-Star team



ERIN'S CAREER HIGHS

Points 24 vs. Radford, 12/31/02
 FG Attempted.....16 at Georgetown, 1/12/02
 FG Made.....12 vs. Radford, 12/31/02
 3PT FG Attempted1 vs. Rutgers, 1/22/03
 3PT FG Made0
 FT Attempted.....14 vs. James Madison, 12/7/02
 FT Made8 (two times)
 Rebounds.....16 vs. Furman, 12/28/03
 Assists3 vs. Connecticut, 3/10/03
 Blocks.....3 (five times)
 Steals4 at Miami (Fla.), 1/28/03


GIBSON'S STATISTICS

Year	G	GS	MP	FGM-Att	Pct.	3PTM-Att	Pct.	FTM-Att	Pct.	Reb.	Avg.	A	TO	Blk	ST	TP	Avg.
01-02	32	0	533	84-168	.500	0-0	.000	34-59	.576	148	4.6	9	52	26	22	202	6.3
02-03	31	30	916	118-249	.474	0-1	.000	64-126	.508	216	7.0	30	66	29	28	300	9.7
02-03	31	30	956	111-229	.485	0-0	.000	65-108	.602	215	6.9	24	64	24	13	287	9.3
Totals	94	60	2,405	313-646	.485	0-1	.000	163-293	.556	579	6.2	63	182	79	63	789	8.4



WORLD-WIDE HOKIES

THE VIRGINIA TECH WOMEN'S BASKETBALL PROGRAM HAS SPANNED THE GLOBE IN THE PAST FIVE YEARS, TRAVELING TO EUROPE, THE U.S. VIRGIN ISLANDS AND AUSTRALIA.



In the summer of 2000, the Hokies enjoyed an 11-day journey in Europe. Highlights of the three-nation tour included visits to Paris and the Cathedral de Notre Dame (left) and Lake Geneva in the Alps of Switzerland (above).



The Virginia Tech women's basketball team played in the Paradise Jam in the U.S. Virgin Islands over the Thanksgiving holiday in 2003. On the six-day trip, the Hokies won the event, beating Iowa State and Mississippi State, as well as taking advantage of the beautiful Caribbean scenery and climate. The team members took a boat tour, snorkeled, rode jet-skis and spent plenty of time on the beach.





This past summer the Hokies went "down under" for a 12-day excursion to Australia. In Sydney, members of the travel party got a look at the city's landmarks from the land, the sea and from atop the famous Sydney Harbour Bridge.



Surfer's Paradise was a pleasant day trip from Brisbane, where the Hokies played two games. Tech went 5-0 on the trip, earning valuable experience while building teamwork and togetherness among the players and new coaching staff.



This season, Virginia Tech travels across the country to fabulous Las Vegas, where they will stay at the New York, New York Resort while participating in the Duel in the Desert tournament.



Visiting the Great Barrier Reef was a once-in-a-lifetime experience, and the Hokies had the opportunity to explore one of the world's most beautiful natural sights by air, boat and submersible, or by snorkeling and scuba diving.





HOME-COURT ADVANTAGE

THE HOKIES HAVE WON MORE THAN 83 PERCENT OF THEIR HOME GAMES OVER THE PAST SEVEN SEASONS

TOP TEN CASSELL COLISEUM WOMEN'S BASKETBALL CROWDS

10,052	Tech 73, St. Peter's 48*	March 13, 1999
9,812	Tech 76, Auburn 61*	March 15, 1999
9,724	Tech 62, Xavier 60	Feb. 5, 1999
8,373	Tech 65, St. Joseph's 56.....	Jan. 22, 1999
8,079	Tech 66, George Washington 64	Feb. 21, 1999
7,402	Connecticut 90, Tech 38	Feb. 7, 2001
7,211	Connecticut 68, Tech 50.....	Jan. 27, 2004
7,128	Penn State 61, Tech 48*	March 28, 2004
7,043	Tech 62, LaSalle 35	Feb. 7, 1999
6,364	Tech 85, Pittsburgh 55.....	Feb. 28, 2004

* NCAA Tournament



“Cassell Coliseum and the Virginia Tech fans combine to make an electric atmosphere. From the moment our team rushes through the fog to take the court until the final buzzer sounds, there’s no energy quite like what you’ll find in The Cassell. Our fans make the difference at Virginia Tech ... it’s what NCAA basketball is all about!”
 — Beth Dunkenberger, Head Women’s Basketball Coach

TECH’S CASSELL COLISEUM RECORDS

Season.....	Record
76-77	4-3
77-78	4-6
78-79	7-8
79-80	8-6
80-81	7-2
81-82	7-5
82-83	7-1
83-84	9-4
84-85	9-4
85-86	10-4
86-87	9-3
87-88	4-7
88-89	10-2
89-90	7-5
90-91	8-6
91-92	5-5
92-93	13-1
93-94	13-1
94-95	11-2
95-96	9-5
96-97	7-8
97-98	10-3
98-99	15-0
99-00	10-6
00-01	11-3
01-02	15-2
02-03	13-1
03-04	13-3
Total	255-106
(.706 overall)	





CASSELL COLISEUM

AN OUTSTANDING COLLEGE BASKETBALL ARENA



Cassell Coliseum has always proven to be a tough arena for opponents, especially over the past seven seasons in which the Hokies are 87-17 (.837) at home.

The 1998-99 home season gave Hokie fans plenty of drama and excitement, as Tech roared to a 15-0 mark in the friendly confines of the Cassell. Going back two games into the 1997-98 season and extending through the 1999-00 opener, Tech won 18 straight at home.

Over the past three seasons, the Hokies have posted a 41-6 record in Cassell, with the six losses occurring against some of the nation's best programs. The losses in 2001-02 were to eventual national champion Connecticut, a game which was tied with three minutes remaining, and in overtime to Houston in the WNIT semifinals. The lone loss in 2002-03 was to eventual Elite Eight team Villanova. Last season, the Hokies only lost three home contests, which came against national champion Connecticut, NCAA participant Miami and to Penn State in the NCAA Second Round.

Equally as impressive as the Hokies' play at home has been the tremendous number of people who have come to watch them play. Averaging 5,221 fans per game in 1998-99 and having a sell-out at the 10,052-seat arena, Tech shattered its women's basketball attendance marks. In the last seven years, Tech has played before 277,924 fans at home, an average of 2,647 per game. Last season, the Hokies averaged 3,685 for 16 home contests, which ranked 26th in the nation.

Cassell Coliseum was the site of a sub-regional in the 1999 NCAA Tournament. In that marquee event, the Hokies played in front of packed houses and picked up wins over St. Peter's and Auburn to advance to the NCAA Sweet 16. Last year, Tech hosted the 2004 NCAA women's basketball first and second round with the Hokies defeating Iowa 89-76 in the first round before falling 61-48 to Penn State in front of 7,128 fans, the eighth largest crowd for a women's game in Blacksburg.

In the past 12 years, Virginia Tech has posted a 140-35 (.800) mark in home games. Overall, the Hokies have compiled a 255-106 record in Cassell Coliseum for a winning percentage of 70.6 in the 28 years they have played in the campus arena. The Tech women have won 32 of their last 35 home games.

On Sept. 17, 1977, Virginia Tech officials and friends dedicated the Coliseum in honor of the late Stuart K. Cassell. Cassell became a member of the University administration in 1945 after 17 years as a student and teacher at Tech. He successfully convinced the Board of Visitors of the need for a modern basketball facility.

Construction for the main portion of the Coliseum began in 1961. It was completed in December 1964, at a cost of \$2.7 million. Built by T.C. Brittain and Company of Decatur, Ga., it houses the basketball arena, locker rooms, two auxiliary gymnasiums, offices and other athletic facilities.

The Jamerson Athletic Center, connected to the

rear of Cassell Coliseum, was completed in 1982 and dedicated in the fall of 1983. It is named in honor of J.E. Jamerson and his son, William E. Jamerson, owners of the firm that built the building.

The complex contains administrative and coaching offices, athletic department accounting and business offices, team and coaches' meeting rooms, a weight room and the Gordon D. Bowman Memorial Club Room on the top floor for Hokie Club members.

Prior to the 1988-89 season, a modern, new spring-loaded playing floor was installed in the Coliseum. During 1996-97, the facility was upgraded with a new roof and paint application.

During the 2000-01 season, new video boards were added at both ends of the Coliseum, which are used for live action and video replays during all games.

A seating renovation project was undertaken following the 2001-02 season. All of the seats were dismantled and shipped to a plant in Michigan, where the old paint was stripped off and refinished with a clear wood finish.

Through new projects, renovations and maintenance reserve projects, Cassell Coliseum has undergone approximately \$2.5 million in improvements over the past three years.

Prior to last season, the ambulatory was renovated and now features more accessible concession areas, new flooring, video monitors which allow fans to watch the action when not in the arena and the addition of Hokie Stone to many of the entrances to the seating area.





THE HOKIES' LOCKER ROOM

When the final whistle blows after a game or practice, the women's basketball team retires to one of the finest locker room facilities in the nation. The entire locker room underwent a major renovation in the summer of 2000 with other improvements added this past summer.

The facility features an entrance directly on to the Cassell Coliseum floor; a team meeting room, a training area and a new video system. The entrance to the area has a wooden floor painted to match the game floor; with a giant image of a Cassell Coliseum crowd as a backdrop.

Another nice touch in the state-of-the-art facility are the vanities located between each of the lockers.

The cost of the 2000 renovation project was approximately \$225,000 and would not have been possible without a generous gift from the Roanoke Valley Hokie Club. This summer, several new additions were part of a \$45,000 upgrade including a Wall of Fame featuring outstanding players from the past, an Academic Honors Wall,

a collage of photos of great moments in Tech women's basketball history, crown molding, Hokie Stone accent, computer desks, a plasma screen television and a new sound system. Funding for the project was provided through the women's basketball foundation.



OUTLOOK





*A new coach and a new conference,
along with a veteran team, has expectations
at an all-time high for Virginia Tech*


2004-2005 OUTLOOK

INSIDE THIS SECTION

2004-2005 Outlook	22-28
2004-2005 Schedule	23
Guards	26
Forwards.....	27
Centers.....	28
2004-2005 Roster	29



2004-2005 OUTLOOK



Kerri Gardin

DUNKENBERGER, ACC ERAS BEGIN WITH EXPERIENCED TEAM

The Virginia Tech women's basketball program enters a new era, with head coach Beth Dunkenberger leading the Hokies into the Atlantic Coast Conference. The 2004-05 edition will be an experienced group, led by four returning starters from last year's 23-8 squad that advanced to the NCAA Second Round.

The Hokies have been on quite a run the last few years, with seven straight 20-plus win seasons and seven consecutive postseason appearances, including five NCAA bids. Tech has averaged 23 wins the past seven years and had great success during its four years in the BIG EAST Conference. The Hokies concluded their

affiliation with a 40-24 conference regular season work-sheet, an average of 10 wins a season, and lost to the eventual national champion (Notre Dame, UConn twice) in three of their four BIG EAST tournament appearances.

While experienced, this season's roster will feature



only one senior, Erin Gibson, along with six juniors, three sophomores and two freshmen. In addition to adjusting to a new conference, the squad will also adjust to a new coaching staff featuring a few returnees of its own.

Beth Dunkenberger was hired on April 6, 2004, following the resignation of Bonnie Henrickson, now the head coach at the University of Kansas. No stranger to Virginia Tech, Dunkenberger served on Carol Alfano's Hokie staff for nine years (1988-97), the first two years as a graduate assistant before being elevated to full-time assistant. She helped lead the Hokies to the 1994 and 1995 NCAA Tournaments, the first two appearances in school history.

Dunkenberger is also known as a fierce recruiter, having signed Tere Williams, the first *Parade* All-American in Tech's history. She assisted in recruiting seven members of Tech's 1,000-point club and four of the top six scorers in the program's history. As an assistant at Florida (1997-00), Dunkenberger had the opportunity to coach five players who are currently, or were previously, on WNBA rosters.

Other returnees on the Tech staff include recruiting coordinator Shellie Greenman (1988-93) and director of basketball operations Jill Jameson (1993-97). Other members of the staff include Bobbie Kelsey, who won one national title and participated in three Final Fours as a player at Stanford (1991-96), and Stacy Cantley, a top 10 rebounder and four-year letterwinner at UNC Wilmington.

Four starters and four reserves who saw considerable action return from last season's NCAA squad. The 2004-05 edition of the Hokies returns 78.4 percent of its offense and 82.5 percent of the rebounding from the previous season.

"We lost three players from last year's team including our leading scorer and rebounder, which obviously leaves a void there," said Dunkenberger. "I like the fact that we have four starters returning, including the bulk of our scoring and rebounding. This is a very athletic, veteran team that is excited about joining and participating in the Atlantic Coast Conference."

The Tech offense will be directed for the third year by Carrie Mason (5-7, Jr., G., Seneca, Pa.), who was second on the team in scoring, averaging 11.5 per contest, second in assists (84) and led the team in minutes played (35.8). Mason, a member of the 2002-03 BIG EAST All-Rookie team, set a school record for most three-point field goals by a sophomore with 51 and already ranks third on the career list with 93. She equaled her career-high with 24 points last season against Mississippi State in the championship game of the Paradise Jam tournament.

Dawn Chriss (6-1, Jr., G., Hillcrest Heights, Md.) returns following a solid sophomore year. Chriss was

2004-05 VIRGINIA TECH WOMEN'S BASKETBALL SCHEDULE

November				
7	Sun.	Premier Sports, Inc. (Exh.)	2 p.m.	Blacksburg, Va.
11	Thur.	Holland National Team (Exh.)	7 p.m.	Blacksburg, Va.
19	Fri.	Subway Basketball Classic		Minneapolis, Minn.
		Virginia Tech vs. Valparaiso	7 p.m.	
		Arkansas State @ Minnesota	9 p.m.	
20	Sat.	Subway Basketball Classic		Minneapolis, Minn.
		Consolation	7 p.m.	
		Championship	9 p.m.	
23	Tues.	at James Madison	7 p.m.	Harrisonburg, Va.
27	Sat.	at Old Dominion	2 p.m.	Norfolk, Va.
December				
4	Sat.	Alabama	2 p.m.	Blacksburg, Va.
7	Tues.	at Liberty	6 p.m.	Lynchburg, Va.
12	Sun.	St. Francis (Pa.)	2 p.m.	Blacksburg, Va.
18	Sat.	Duel in the Desert Tournament		Las Vegas, Nev.
		Virginia Tech vs. Western Michigan	3 p.m.	
		Texas Tech vs. Arkansas State	5:30 p.m.	
19	Sun.	Duel in the Desert Tournament		Las Vegas, Nev.
		Consolation	3 p.m.	
		Championship	5:30 p.m.	
28	Tue.	LADY LUCK CLASSIC		Blacksburg, Va.
		Southern Miss vs. Virginia Tech	7 p.m.	
29	Wed.	LADY LUCK CLASSIC		Blacksburg, Va.
		Southern Miss vs. Davidson	7 p.m.	
30	Thur.	LADY LUCK CLASSIC		Blacksburg, Va.
		Davidson vs. Virginia Tech	7 p.m.	
January				
2	Sun.	Maryland* (RSN)	1 p.m.	Blacksburg, Va.
6	Thurs.	Fordham	7 p.m.	Blacksburg, Va.
9	Sun.	at Duke*	2 p.m.	Durham, N.C.
17	Mon.	N.C. State* (RSN)	7 p.m.	Blacksburg, Va.
20	Thurs.	at Clemson*	7 p.m.	Clemson, S.C.
24	Mon.	Florida State* (RSN)	7 p.m.	Blacksburg, Va.
28	Fri.	at Virginia* (RSN)	7 p.m.	Charlottesville, Va.
31	Mon.	Wake Forest* (RSN)	7 p.m.	Blacksburg, Va.
February				
2	Wed.	Richmond	7 p.m.	Blacksburg, Va.
6	Sun.	at Miami*	4 p.m.	Coral Gables, Fla.
11	Fri.	at North Carolina* (RSN)	7 p.m.	Chapel Hill, N.C.
13	Sun.	Virginia*	2 p.m.	Blacksburg, Va.
16	Wed.	Georgia Tech*	7 p.m.	Blacksburg, Va.
19	Sat.	at Florida State*	7 p.m.	Tallahassee, Fla.
24	Thurs.	at Maryland*	7 p.m.	College Park, Md.
27	Sun.	Miami* (RSN)	1 p.m.	Blacksburg, Va.
March				
4-7	Fri.-Mon.	28th Annual ACC Tournament	TBA	Greensboro, N.C.

Home games in **BOLD**

* indicates ACC games

All times Eastern

Dates and times subject to change

RSN - FSN South, Comcast Sports Net, Sunshine Network



third in scoring and rebounding after seeing very few minutes as a freshman. She was third in assists and had her first career double-double against Liberty.

The lone senior on the team, Erin Gibson (6-2, Sr., F/C, Galax, Va.) will be counted on heavily to help replace Ieva Kublina. Gibson led the team in rebounding and field goal percentage, was third in blocks and fourth in scoring. She grabbed a career-high 16 rebounds against Furman in the first round of the Lady Luck Classic.

The fourth returning starter is the versatile Kerri Gardin (6-1, Jr., Morganton, N.C.), who led the team in assists (90), and was third in rebounding as well as steals. Gardin recorded four double-doubles last season, including consecutive games at West Virginia, versus Miami and at Seton Hall.

Other returnees include Kirby Copeland (5-10, So., G, Morrow, Ga.), Fran Recchia (5-7, r-Jr., Flower Mound, Texas), Megan Finnerty (6-3, Jr., C, Atlanta, Ga.), Britney Anderson (6-0, So., F, Blacksburg, Va.) and Nare Diawara (6-6, So., C, Bamako, Mali). Copeland saw action in 29 games and was named BIG EAST Rookie of the Week on Dec. 29, 2003. She tallied a season-high 13 points at Pittsburgh and pulled down seven rebounds on two occasions. Recchia, a three-point shooter, had her best game of the year against Iowa State in the first round of the Paradise Jam tournament in the Virgin Islands. In that game, she registered season-highs of 12 points, including two treys, eight rebounds and two steals. Recchia also nailed eight, three-pointers against the Brisbane Capitals during the Hokies Australian summer tour. Finnerty was a reserve at the post position and played in 29 games. She had a career-high 11 points against Providence and pulled down a season-high five rebounds against Maryland. Anderson, a two-time Virginia Player of the Year in high school, adjusted to the perimeter game last year. In 24 games, she averaged just under two points and two rebounds a game but showed her defensive prowess with four steals in the season-opener against Miami (Ohio) and had a season-high eight points against Providence. The 6-6 Diawara was a work in progress, seeing action in eight games. Diawara had seven points and seven boards in the exhibition game against WBC Ilirja and had four points versus Pittsburgh in the regular season.

Three newcomers join the squad this season. Brittany Cook (6-0, Fr., G, Narrows, Va.), Roshana Jackson (6-1, Jr., F, Norton, Va.) and Christie Marrone (5-6, Fr., G, Brooklyn, N.Y.) are expected to add immediate depth off the Tech bench in their initial season. Cook is a McDonald's All-America nominee and was a first-team West Virginia all-State selection at Mercer Christian Academy. Jackson was a third-team junior college All-America selection this year after leading Hiwassee College to a 54-8 record the past two seasons,



Carrie Mason

including two seventh-place finishes in the nation. Marrone scored more than 1,800 points, including 202 treys, and scored in double figures 93 times in 122 career games. She was a finalist for the McDonald's All-America team and a member of the "Dream 100."

As always, Tech's 2003-04 schedule was loaded with some of the best women's programs in the nation. The Hokies battled eventual national champion Connecticut on two occasions and played 13 games against teams that eventually advanced to the NCAA field. In fact, Tech's opponents had a .576 winning percentage and 15 of the Hokies' 26 opponents advanced to postseason play. Eleven of last season's opponents won 20 or more games, with 16 posting non-losing records.

This season, Tech will again play a tough schedule

against nine teams (Duke, Liberty, Maryland, Minnesota, North Carolina, North Carolina State, Old Dominion, Texas Tech and St. Francis [Pa.]) that made the NCAA Tournament field, and two (Clemson and Richmond) that were selected to the WNIT. Additionally, the schedule includes four teams (#4 Minnesota, #5 Duke, #17 Texas Tech and #21 North Carolina) that ended the year in the ESPN/*USA Today* Top 25.

The non-conference schedule will again be tough, with home dates against Alabama, St. Francis (Pa.) (2004 NCAA participant), Fordham and Richmond (2004 WNIT final four). Tech will once again host the Lady Luck Classic, featuring Southern Mississippi and Davidson. The non-conference away slate sends the

Hokies to the University of Minnesota tournament to open the season, hosted by 2004 Final Four participant Minnesota. Tech will take part in another tough in-season tourney when it travels to Las Vegas in mid-December for the Duel in the Desert event featuring perennial national power Texas Tech. Other away contests will be at James Madison, Old Dominion (13 consecutive NCAA appearances) and Liberty (eight straight NCAA appearances).


"We have a very challenging non-conference schedule, opening up in the University of Minnesota tournament," Dunkenberger said. "This is a tough way to start, but what better way to prepare for the ACC than to play on the home floor of a Final Four team. We have some exciting in-state rival matchups against Old Dominion, Richmond, Liberty and James Madison. We'll also host Alabama from the always-strong Southeastern Conference and travel to Las Vegas for a tournament that includes Texas Tech. Our post-holiday tournament, the Lady Luck Classic, is always an exciting event for our fans. I believe the non-conference schedule will be very challenging but will get us ready for our new conference."

The Hokies will embark on a new journey as they venture into the Atlantic Coast Conference for the first time. The league features Duke, an annual contender for the national championship, along with 2004 NCAA participants North Carolina, North Carolina State and Maryland as well as 2004 WNIT participant Clemson.

The women will play a 14-game regular-season conference schedule, with each team playing each member at least once a year. Primary partners will be utilized where certain teams are guaranteed to play twice — home and away — every year. The primary partners can be changed after a minimum of two seasons of play. Tech's primary partners the first two years are Miami, Maryland, Florida State and Virginia. Tech will play ACC teams N.C. State, Georgia Tech and Wake Forest at home and Clemson, Duke and North Carolina on the road.

"The ACC is the most exciting and most televised league in the nation," Dunkenberger said. "We are proud to bring a talented and enthusiastic team into such an outstanding league. Virginia Tech has a strong tradition of excellence and we will strive to continue that success in the ACC. For us to be successful in the conference, we must defend our home floor and steal some games on the road. The great thing about Cassell Coliseum is that we have tremendous fan support, which gives us a home court advantage and we will count on the Tech fans to support us even more in this new conference."

As mentioned earlier, Dunkenberger brought her entire Western Carolina staff along with her to Blacksburg, as well as bringing Jameson from



Dawn Chriss



Marquette. Greenman began her coaching career at Virginia Tech, where she served as a volunteer assistant and restricted earnings coach from 1988-90 before becoming a full-time assistant at Western Carolina (1993-96). She served as an assistant at Chattanooga (1996-98) and Miami University (1998-2000) before returning to Western Carolina to become associate head coach on Dunkenberger's staff. Kelsey was a practice player for the Atlanta Glory of the American Basketball League (ABL) after serving as assistant coach for a year at Boise State (1996-97). She served as an assistant coach at Florida (1998-2000) and as recruiting coordinator at Evansville (2000-02) prior to going to Western Carolina. Cantley served in three different positions at her alma mater, UNC Wilmington, following her playing days for the Seahawks (1998-01). Jameson began her career as a graduate assistant (1993-95) and assistant coach (1995-97) at Virginia Tech before becoming an assistant at Francis Marion where she helped lead the Patriots to the Division II Final Four. She later served at Chattanooga (1998-01) and was the recruiting coordinator at Marquette (2001-04) before returning to the Tech program as director of basketball operations.

"I believe one of the most important components of

a team's success is good chemistry, which starts at the staff level first," Dunkenberger said. "Our staff has tremendous chemistry, with four of the five members of our staff having been recruiting coordinators at some point in their careers. It is incredible to see people leave recruiting coordinator positions to be part of what we have here. They realize how special our opportunity is at Virginia Tech and our assistants continue to turn down great offers to be here this year."

GUARDS

Carrie Mason returns at the point-guard position following two outstanding seasons. Mason set the Tech freshman record with 106 assists and last year set the sophomore record for three-point field goals with 51. She has led the team in minutes played in each of her first two seasons, averaging more than 35 minutes a contest. Mason was named the 2003 Paradise Jam Most Valuable Player after leading the Hokies to the championship. She has also been a "clutch" performer in her career, hitting game-winning shots during her freshman season against Notre Dame in the regular season and against Georgia Tech in the 2003 NCAA First Round.

"Carrie is our returning leading scorer who is a great

ball-handler as well as leader on the court," Dunkenberger said. "She can score in a number of ways and is an excellent passer. What makes her such a special player is her unselfishness and her ability to find the open player. She is smart and is everything you could want in a leader on the floor."

Fran Recchia will once again provide depth at both the point- and shooting-guard positions. Recchia has battled injuries during her first three years in Blacksburg, but had her best game last season against Iowa State at the Paradise Jam when she scored 12 points, including two treys, with a career-high eight rebounds.

"Fran is an incredible shooter, which helps open things up on the inside," Dunkenberger said. "She has a great mind for the game and leads very well on the court."

Kirby Copeland had a solid freshman season, averaging 3.4 points and 2.3 rebounds a game. Copeland showed flashes of her talent and potential on several occasions during the season including season-highs of 13 points at Pittsburgh and seven rebounds against Maryland and at Providence.

"Kirby brings some excitement to our team and is a



Fran Recchia



Kirby Copeland



Britney Anderson

very energetic player on both ends of the floor,” Dunkenberger said. “I really like her tenacity on defense, which makes things happen in return on the offensive end of the floor. She is very good at creating shots for herself and for others.”

Christie Marrone is a highly touted player from Brooklyn, N.Y., where she scored more than 1,800 points, including 202 treys, and scored in double figures 93 times in 122 career games. Marrone averaged 15.0 points per game and averaged 50.5 three-pointers a season in her four-year career where she led St. John Villa Academy to the Class B and C New York State Federation title her junior and freshman years respectively.

“Christie is an exciting player to watch,”

Dunkenberger said. “She is an unbelievable passer who is a fireball on the floor. I think she is a fun player to watch and will become a crowd favorite in Cassell Coliseum.”

FORWARDS

Dawn Chriss showed tremendous improvement during her sophomore year, averaging 10.5 points and 4.7 rebounds, more than seven points and three rebounds more per game than during her freshman season. Chriss was second on the team in blocks and steals and third in scoring. She racked up a career-high 21 points in Tech’s 79-72 win over Old Dominion. Chriss recorded her first career double-double with 15 points and 12 rebounds against Liberty.

“Dawn is a very exciting player in the open court,” Dunkenberger said. “We intend to give her some opportunities to show what she is capable of doing with the ball in her hands. I look for her to continue to progress and have an even better season this year as a junior.”

Kerri Gardin continued to improve during her sophomore season after undergoing off-season surgery on her right achilles. Gardin recorded four double-doubles during the season, including three straight at West Virginia, versus Miami and at Seton Hall. She was third on the team in rebounding and pulled down a career-high 14 against Miami.


“Kerri Gardin is a tremendous player who knew nothing but success coming out of high school,” Dunkenberger said. “She is a very versatile player with the ability to play both inside and out and is an excellent rebounder as well as passer.”

After playing in the paint during her high school career, Britney Anderson had to not only adjust to the collegiate game during her freshman season, but also learn to play further away from the basket. Anderson, a two-time Virginia Player of the Year in high school, averaged just under two points per game in limited action but demonstrated her potential with four points, three rebounds, four

steals and one block in only 18 minutes against Miami (Ohio) in the season-opener.

“I think Britney Anderson is a very fundamental player and has been impressive in her preseason workouts,” Dunkenberger said. “She can mix it up and can hurt you both on the inside and the outside. Her commitment to work on her perimeter skills should pay off this year.”

Brittany Cook is a McDonald’s All-America nominee who averaged 28.9 points with 10.6 rebounds, 5.4 steals and 4.6 assists in leading Mercer Christian Academy to a 23-4 record and to the West Virginia state final. In the state tournament, Cook averaged 30.3 points and set a



Nare Diawara



state single-game record for free throws made with an 18-of-18 performance. She helped the West Virginia Class A-AA all-star team defeat the Class AAA team for the first time and was named Co-MVP of the game.

"Brittany is a tremendous shooter who is a fundamental player," said Dunkenberger. "She is a very bright young lady and will do all of the little things that make good teams great."

CENTERS

The loss of All-BIG EAST selection Ieva Kublina, the third leading scorer and top shot blocker in the history of the program, creates a huge void on the inside for the Hokies. However, Tech returns Erin Gibson, a two-year starter and the only senior on the roster. Gibson led the team in rebounding last year and was third in blocks and fourth in scoring. Gibson also led the team with five double-doubles and set a career-high with 16 boards against Furman in the Lady Luck Classic.

"Obviously, we suffered a big loss in Ieva, since she was our leading scorer last year," Dunkenberger said. "The good news is that we have players with experience returning, including Erin Gibson. Erin was one of the best inside defenders in the BIG EAST. She has good size with great mobility and she will be called on to lead the other post players into the league."

Megan Finnerty saw action in 29 contests as a backup to Kublina and Gibson as she continued to develop and adjust to the collegiate inside game. Finnerty tallied a career-high 11 points against Providence and had a solid game versus Maryland, with six points, five rebounds, one block and one steal.

"Megan works extremely hard and is very fundamentally sound," Dunkenberger said. "She received some valuable experience last season and has a nice shooting touch both facing, and with her back to the basket."

Nare Diawara, the tallest Hokie at 6-6, saw limited playing time as freshman as she adjusted to the more physical collegiate game. Diawara had seven points and

seven rebounds with two blocks in the exhibition against WBC Ilirija.


"Nare looked great in her preseason workouts," Dunkenberger said. "She does some things instinctively that you can't teach and she has excellent timing in blocking shots. Nare has a real nice touch on the outside, even though she is 6-6, where she can step out and score."

Junior college transfer Roshana Jackson will provide immediate depth and experience on the inside. Jackson was a third-team junior college All-American and led her Hiwassee team to seventh-place national finishes the past two seasons. She averaged 14 points with 10 rebounds and 2.5 blocks in her two-year career and was named to the all-conference and all-region teams both years.

"Roshana is a junior college All-American who is a force in the paint," Dunkenberger said. "She is a great scorer and rebounder. The best thing about Roshana is that she has two years of college basketball experience and will be able to step in as a junior and contribute right away."



Megan Finnerty



Erin Gibson



2004-05 ROSTER

NUMERICAL LISTING

No.	Name	Pos.	Hgt.	Yr.	Hometown (High School or College)
1	Christie Marrone	G	5-6	Fr.	Brooklyn, N.Y. (St. John Villa Academy)
5	Kirby Copeland	G	5-10	So.	Morrow, Ga. (Morrow)
10	Fran Recchia	G	5-7	r-Jr.	Flower Mound, Texas (Marcus)
11	Nare Diawara	C	6-6	So.	Bamako, Mali (Chesire Academy)
21	Brittany Cook	G	6-0	Fr.	Narrows, Va. (Mercer Christian Academy)
23	Dawn Chriss	G	6-1	Jr.	Hilcrest Heights, Md. (St. John's College HS)
24	Carrie Mason	G	5-7	Jr.	Seneca, Pa. (Cranberry)
25	Britney Anderson	F	6-0	So.	Blacksburg, Va. (Blacksburg)
32	Kerri Gardin	F	6-1	Jr.	Morganton, N.C. (Freedom)
45	Megan Finnerty	C	6-3	Jr.	Atlanta, Ga. (Pius X)
50	Roshana Jackson	F	6-1	tr-Jr.	Norton, Va. (Hiwassee College)
54	Erin Gibson	F/C	6-2	Sr.	Galax, Va. (Carroll County)

ALPHABETICAL LISTING

No.	Name	Pos.	Hgt.	Yr.	Hometown (High School or College)
25	Britney Anderson	F	6-0	So.	Blacksburg, Va. (Blacksburg)
23	Dawn Chriss	G	6-1	Jr.	Hilcrest Heights, Md. (St. John's College HS)
21	Brittany Cook	G	6-0	Fr.	Narrows, Va. (Mercer Christian Academy)
5	Kirby Copeland	G	5-10	So.	Morrow, Ga. (Morrow)
11	Nare Diawara	C	6-6	So.	Bamako, Mali (Chesire Academy)
45	Megan Finnerty	C	6-3	Jr.	Atlanta, Ga. (Pius X)
32	Kerri Gardin	F	6-1	Jr.	Morganton, N.C. (Freedom)
54	Erin Gibson	F/C	6-2	Sr.	Galax, Va. (Carroll County)
50	Roshana Jackson	F	6-1	tr-Jr.	Norton, Va. (Hiwassee College)
1	Christie Marrone	G	5-6	Fr.	Brooklyn, N.Y. (St. John Villa Academy)
24	Carrie Mason	G	5-7	Jr.	Seneca, Pa. (Cranberry)
10	Fran Recchia	G	5-7	r-Jr.	Flower Mound, Texas (Marcus)

COACHING STAFF

Head Coach: Beth Dunkenberger
 Assistants: Shellie Greenman, Bobbie Kelsey, Stacy Cantley
 Student Assistant Coach: Rayna DuBose
 Director of Basketball Operations: Jill Jameson
 Athletic Trainer: Megan Rittler
 Managers: Kelli Day, Lindsay Nelson, LaShawn Westo

2004-05 PLAYERS



1

Christie Marrone



5

Kirby Copeland



10

Fran Recchia



11

Nare Diawara



21

Brittany Cook



23

Dawn Chriss



24

Carrie Mason



25

Britney Anderson



32

Kerri Gardin



45

Megan Finnerty



50

Roshana Jackson



54

Erin Gibson

2004-05 STAFF



HEAD COACH

Beth Dunkenberger



ASSISTANT COACH

Shellie Greenman



ASSISTANT COACH

Bobbie Kelsey



ASSISTANT COACH

Stacy Cantley



DIRECTOR OF BASKETBALL OPERATIONS

Jill Jameson



STUDENT ASSISTANT COACH

Rayna DuBose



ATHLETIC TRAINER

Megan Rittler



SPORTS INFORMATION

Torye Hurst

THIS IS VIRGINIA TECH

*One of the nation's outstanding universities,
Virginia Tech is putting knowledge to work
while adapting to the challenges of the future*



“Virginia Tech incorporates the latest technology with personal attention from our faculty to create an ideal learning environment. Our graduates enter the work force well prepared for the future.”

*— Beth Dunkenberger,
Head Women’s Basketball Coach*

THIS IS VIRGINIA TECH

INSIDE THIS SECTION

The University	32-33
Campus Landmarks	34-35
Tech at a Glance.....	36
University President Dr. Charles W. Steger.....	37
Athletics Department Directory.....	38
Director of Athletics Jim Weaver	39
Management Staff.....	40-41
The Hokies’ Athletic Complex	42-43
A Success Story	44-45
Blacksburg, Virginia	46-47



VIRGINIA TECH

A RESEARCH UNIVERSITY IN ACTION



The top research institution in the commonwealth, Virginia Polytechnic Institute and State University is a comprehensive university of national and international prominence. Virginia's premier land-grant university, Virginia Tech has grown from a small college of 132 students into the largest institution of higher education in the state during its 132-year history.

Recognizing that higher education is a key force behind the quality of American life, economic competitiveness, and our democratic form of government, President Charles W. Steger has challenged the university to become one of the country's top 30 research institutions by the end of the decade. Tech is currently ranked 52nd in the nation.

Among recent research innovations, Tech teamed with Wake Forest University to establish the Virginia Tech-Wake Forest University School of Biomedical Engineering and Sciences to offer M.S. and Ph.D. degrees in biomedical engineering (BME) and to be the focus of collaborative research. The university's Virginia Bioinformatics Institute is leading the way in helping scientists merge computers and biotechnology to sort through complicated genetic material to speed research. And the university's partnership with the University of Virginia and Carilion Health System to form the

Carilion Biomedical Institute is improving health care worldwide and increasing economic development opportunities in Southwest Virginia.

In other areas, Virginia Tech has one of the most comprehensive and successful programs to support state and local economic development, according to a study conducted by the Southern Growth Policies Board and funded in part by the National Science Foundation. The study report, *Innovation U: New University Roles in a Knowledge Economy*, named the nation's 12 most successful universities in terms of outreach, economic development and technology transfer practices.

Virginia Tech was established in 1872 as an all-male military school dedicated to the original land-grant mission of teaching agriculture and engineering. Today, the co-educational institution, which operates a European studies center based in Switzerland and educational, research and outreach/Extension facilities throughout Virginia, has recognized programs in music, business, architecture and the humanities, as well as its traditional strengths in the sciences, engineering and technology.

While participation in the Virginia Tech Corps of Cadets is now voluntary, the corps, which has approximately 700 cadets, remains a proud tradition of the university. Virginia Tech is one of only three public universities in the nation with a military

component and a large civilian population.

Virginia Tech is organized into eight colleges — Agriculture and Life Sciences, Architecture and Urban Studies, Science, Pamplin College of Business, Engineering, Liberal Arts and Human Sciences, Natural Resources and Virginia-Maryland Regional College of Veterinary Medicine. Together, the colleges offer about 175 bachelor's, master's and doctoral degree programs to approximately 28,000 students, who hail from countries throughout the world.

The university's 2,600-acre main campus is home to more than 100 buildings, hundreds of research laboratories, the Donaldson Brown Hotel and Conference Center and an airport. Adjoining the campus is the 120-acre Corporate Research Center, home to more than 100 companies and 1,800 employees who take advantage of the university's research and faculty expertise. Within five miles of campus is a 1,700-acre research farm.

Virginia Tech follows the dictates of its motto, *Ut Prosim* ("That I May Serve"), focusing on its land-grant missions of instruction, research and solving the problems of society through outreach and Extension activities. Through the generation of new knowledge and the outreach mandate, the university disseminates practical knowledge through the classroom and to society as a whole. It is a university that puts knowledge to work.



INSTRUCTION

Eight colleges offer more degree programs than any other university in the state, with 62 undergraduate and 115 graduate programs. In addition, the university is one of the nation's leaders in integrating instructional technology into the curriculum, requiring all entering students to have a computer. The university's Math Emporium has been hailed as an innovative way to break the credit-for-contact model of classroom instruction.

RESEARCH

With annual research expenditures of about \$232 million and more than 100 research centers, Virginia Tech consistently ranks among the top institutions in industry-supported research and in the top 10 in the number of patents issued each year.

The university's faculty and students are involved in more than 4,000 research projects in fields ranging from biotechnology to nanotechnology, from the environment and energy to food and health, and from transportation to computing information.

OUTREACH

Virginia Tech is involved in a multitude of projects as part of its outreach mission. For example, it spawns economic development, helps global marketing efforts, inves-

tigates better uses for strip-mined land, helps clean the Chesapeake Bay and other state waterways, provides design and planning assistance to communities and directs reforestation in Senegal. University scientists developed the vaccine that is the standard for preventing brucellosis in cattle around the world.

Outreach efforts also focus on education and distance learning techniques — satellite videoconferencing, multimedia, interactive video, interactive computer conferencing and web-based courses, for example — to meet the various needs of working adults and other nontraditional students. Professionals, organizations and communities also tap Virginia Tech's vast resources, expertise and research results through Continuing Education, which offers hundreds of programs annually.

Virginia Cooperative Extension, operated jointly in the commonwealth by Virginia Tech and Virginia State University, has been helping people improve their economic, cultural and social well-being for nearly 90 years. And while Extension has a long history of helping make America's agricultural powerhouse more productive and economical, it also does important work — from helping people learn healthy nutritional practices to counseling families in financial distress — in the state's urban as well as rural areas. With 107 city/county offices, and more than 61,000 volunteers, more than one million participants benefit annually from Extension's non-formal education. Extension has touched virtually every life in the state in some way.



CAMPUS LANDMARKS



The Duck Pond provides a peaceful respite for students, faculty, staff and visitors — as well as for flocks of ducks and geese. The pond was created in 1937. A smaller lake, just north of the Duck Pond, is known as the Ice Pond — so called because it was the source of ice for the campus until a refrigeration plant opened in 1898-99.




Col. William B. Preston established the Smithfield estate — named for his wife, Susanna Smith — in 1772 after an earlier settlement known as Draper's Meadow was wiped out in an Indian massacre. The oldest part of the existing house was built in 1790. A state historic landmark, Smithfield is open for tours April through November. Call 540/951-2060 for details.



The focus of student campus activity and the hub of much of the performing and visual arts at the university, Squires Student Center contains theatres, the Perspective Art Gallery, the Black Cultural Center, pool tables, bowling lanes, restaurants, ballrooms and administrative offices for many student organizations. The original student center, built in 1937, has undergone several major renovations, but the facade of the original building is visible in the second-floor lobby area.



Torgersen Hall, home to Virginia Tech's Advanced Communications and Information Technology Center, provides a high-tech environment in which researchers, teachers and students can interact in innovative and effective ways. The building includes high-tech auditoriums; observational booths for watching and taping experimental teaching techniques; the CAVE, Tech's sophisticated virtual reality environment for advanced research and learning; and an electronic reading room occupying the arch that spans the Mall.



Constructed in 1902, The Grove serves as the residence for Virginia Tech presidents and their families. Today, besides fulfilling its original function, it also is the guest residence for visiting dignitaries and serves as a reception facility.



VIRGINIA TECH IS ON EDGE THE LEADING EDGE

The essence of a comprehensive research university is making discoveries at the limits of our current knowledge. Since frontiers often exist at the boundaries of intersecting disciplines, interdisciplinary research centers are important to the evolution of new knowledge. Learn more about Virginia Tech centers at www.research.vt.edu/resmag/crossing/.

FUEL CELLS

Virginia Tech has a critical mass of research expertise to bring fuel cell technology closer to reality. The Materials Research Institute is developing new polymers for the proton exchange membranes within fuel cells. Institute researchers are creating inexpensive materials that are more conductive, longer lasting and stronger for both hydrogen and methanol-based fuel cells. The Center for Automotive Fuel Cell Systems is working to bring fuel cell technology into everyday use by focusing on the performance and systems integration of fuel cell stacks and associated subsystems in vehicles. Tech engineering students have already built a hybrid fuel cell powered SUV that meets manufacturer requirements for power and performance. The Energy Management Institute helps building designers assess the opportunities for using fuel cell systems in buildings and is working with College of Architecture and Urban Studies faculty members to optimize a system so that it meets the needs of a home or a cluster of homes. The new Future Energy Electronics Center is focused on fuel cell and distributed energy power conversions. The eventual goal is to capture hydrogen from the sun rather than from petroleum. To that end, the Center for Energy and the Global Environment evaluates various solar photovoltaic (PV) designs and cell characteristics and maintains a PV facility that has supplied a part of the electricity in Whittemore Hall for the past 15 years. Meanwhile, researchers from physics, chemistry, and chemical engineering and the Center for Self-Assembled Nanostructures and Devices are working to create organic thin-film solar cells that will be flexible and lightweight.

POWER

The Center for Power Electronics Systems was established in 1998 as one of the nation's few National Science Foundation Engineering Research Centers. Its vision is to provide the nation with the capabilities to become a world leader in power electronics. The widespread application of

VIRGINIA TECH AT A GLANCE

- Eight colleges and a graduate school
- 60+ bachelor's degree programs
- 115 master's and doctoral degree programs
- 16:1 student-faculty ratio
- Main campus includes 100 buildings, 2,600 acres of land and an airport
- Computing and communications complex for worldwide information access
- Currently ranked 52nd among the nation's research institutions
- Has adjacent corporate research park

STUDENT POPULATION

- The most popular majors for incoming first year students in the fall of 2003 were university studies, engineering, biology, business, computer science, psychology, communication, political science, architecture and animal and poultry sciences.
- Eighty countries and 42 states, plus Washington, D. C., the Virgin Islands and Puerto Rico are represented in the student

population. Fifty-seven percent of the student population is male, while 43 percent is female.

MORE FUN FACTS ABOUT VIRGINIA TECH

- Just how big is Virginia Tech? There are 334 buildings consisting of 8,041,248 square feet under 100 acres of roof.
- It's a good thing students have 15 minutes to get to class. The campus, located on 2,600 acres, has 20 miles of sidewalks.
- With 8,681 students housed in 36 residence halls, Tech has the 14th-largest housing program in the country.
- Creating a true global village, voice, video and high-speed Ethernet service is delivered to each room.
- Virginia Tech has the 11th-largest dining program in the country, serving 17,000 students, faculty and staff 3.6 million meals per year.

efficient and cost-effective power electronics technology would result in a 35 percent reduction in energy consumption — the equivalent to the total electric energy produced by 840 power plants. The CPES program is centered on an integrated systems approach to standardize power electronics components and packaging techniques in the form of highly Integrated Power Electronics Modules suitable for automated manufacturing and mass production.

TELECOMMUNICATIONS

With support from the National Science Foundation, the Center for Wireless Telecommunications is developing a flexible and rapidly deployable "last mile" broadband wireless network. The goal is to provide a communications system that can be moved into a disaster area and quickly integrated with surviving federal, state, and local fiber networks. The wireless network can become a common electronic meeting ground for the disaster relief community. Also conducting research and education in wireless communication is the Mobile and Portable Radio Research Group, established in 1990 as one of the first wireless research programs in the country. MPRG provides

design and analysis tools and techniques for international and U.S. manufacturers, government, and consumer service providers and regulatory agencies. Research projects are propagation measurement and modeling, wireless systems implementation, spread spectrum systems development, and wireless communication systems design and analysis.

GERONTOLOGY

Understanding issues facing older adults in today's world requires a multidisciplinary approach. Celebrating its 26th year in 2004, the Center for Gerontology is composed of a core faculty and more than 50 faculty member affiliates. The center's primary mission is to foster and facilitate multidisciplinary research that enhances the quality of life of older adults. In support of this mission, the center focuses primarily on research in family gerontology, health and aging, and elder rights. Recent projects concentrate on older adults' relationships with family and friends, care giving in rural areas, coping with chronic illness, health care decision making, assisted living environments, retention of nursing home employees, and quality indicators of community-based services, elder abuse and public guardianship.



DR. CHARLES W. STEGER

UNIVERSITY PRESIDENT



Few people within the university community are unaware of Virginia Tech's national leadership aspirations. Setting his sights on joining the nation's truly elite universities, President Charles W. Steger laid down the challenge to become ranked among the top 30 research universities by decade's end and energized the university community in the process. "If you're not moving quickly forward, you might as well be standing still," he said when announcing the goal shortly after becoming president.

Current state funding cuts of historic proportions have not slowed the speed nor dampened his resolve. Virginia Tech achieved double-digit growth in research expenditures for the past two years, hitting \$232 million in fiscal year 2002, which propelled the institution back into the nation's Top 50 research universities. Nonetheless, the president admits that such meteoric achievements become doubly difficult against the backdrop of state funding losses.

"Virginia Tech intends to make progress despite the budget reductions and we will be well positioned to move quickly once the crisis passes," he noted in a letter to the university community last year.

Under Steger's leadership, the university completed in 2001 a strategic plan creating the outline for national leadership of a comprehensively engaged university. This blueprint calls for innovative plans to educate the whole student, strengthen research and scholarship, and expand outreach and service. The university recently completed a campus wide restructuring of colleges and departments in concert with the strategic plan.

The signature initiative of his administration likely will be the Virginia Bioinformatics Institute, an interdisciplinary research center formed by the convergence of computer science and biological research. Populated by world-class researchers, the VBI already has built a contract base of more than \$20 million. Harnessing and manipulating huge arrays of data, the VBI studies molecular, cellular, and environmental interactions that affect human health, agricultural systems, and the environment. Two major buildings for VBI are under construction along Washington Street near the vet school that will house some of the most powerful computers available.

Within the past year the university has joined hands to form the Virginia Tech-Wake Forest School of Biomedical Engineering. The Via College of Osteopathic Medicine begins operations this year with its first class of 150 students at the Virginia Tech Corporate Research Center. The nation's newest medical school is an affiliate of the university and will cooperate on joint research projects in human health.

Although state funding for operations continues to slide, the university currently oversees a mini building boom with \$268 million in construction underway. Among facilities recently completed or under construction are Chemistry/Physics, Agriculture and Natural Resources, Bioinformatics, Hotel/Alumni/Conference Center, Student Services, Career Services, a dairy facility, and several classroom modifications. Steger chaired the executive committee of the successful 2002 statewide bond campaign, which partially funds some of the building projects.

Demand for a Tech education remains high among the nation's best students with the average GPA for an entering freshman hitting an all time high of 3.6 and average SAT of 1186. Applications for admission remain at record

highs, about 18,000 each year.

During the last two years, educational, economic development, and infrastructure projects in Southside Virginia hit critical mass. The Institute for Advanced Learning & Research in Danville became reality. The institute, under Tech's guidance, has the lead role for a regional partnership in developing new educational opportunities, broadband infrastructure, business development, and community development in this hard hit sector of the commonwealth.

A registered architect and former dean of Tech's College of Architecture and Urban Studies, Steger was the architect of a different sort as the leader of the university's successful fund raising campaign. Under his leadership as vice president for development and university relations, the Campaign for Virginia Tech raised \$337 million. Last year, the university raised a record \$70 million.

Steger's ties to Virginia Tech span four decades as a student, professor, dean, vice president, and now president. While on the faculty, he twice won teaching excellence awards. When he became dean of the college in 1981, he was the youngest architecture dean in the nation at 33 years of age.

President Steger sits on the boards of a number of organizations including: the Carilion Biomedical Institute; Virginia Agriculture and Consumer Services; Virginia Advance Shipbuilding and Carrier Integration Board; Governor's Virginia Preparedness and Security Panel; Virginia Innovative Technology Authority, Chair; Virginia Space Grant Consortium, President; Virginia Council of Presidents, Chair; and World Institute for Disaster Risk Management, President.

He is a fellow in the American Institute of Architects and recently received the William C. Noland Award for distinguished service and accomplishments from the Virginia Society of the AIA. The First Virginia Chapter of the National Society of Fundraising Executives recognized him as Outstanding Fundraising Executive of 1999.

Steger received his Bachelor and Master of Architecture and a Ph.D., in Environmental Science and Engineering from Virginia Tech.

This story was contributed by Larry Hincker, Associate Vice President for University Relations.





ATHLETICS DEPARTMENT DIRECTORY

VIRGINIA TECH ATHLETICS DEPARTMENT

Jamerson Athletics Center/Cassell Coliseum/Merryman Center
Blacksburg, VA 24061
(All phone numbers are area code 540)

ADMINISTRATION

Director of Athletics	
Jim Weaver	231-3977
Senior Associate Director of Athletics/Senior Woman Administrator	
Sharon McCloskey	231-3977
Senior Associate Director of Athletics for External Affairs	
David Chambers	231-2371
Associate Director of Athletics for Internal Affairs	
Tom Gabbard	231-6265
Associate Director of Athletics for Administration	
Jon Jaudon	231-5497
Associate Director of Athletics for Football Operations	
John Ballein	231-9991
Associate Director of Athletics for Financial Affairs	
Randy Butt	231-7530
Assistant Director of Athletics for Compliance	
Tim Parker	231-5497
Assistant Director of Athletics for Marketing and Promotions	
Tim East	231-6600
Assistant Director of Athletics for Athletic Performance	
Mike Gentry	231-2984
Assistant Director of Athletics for Ticketing Services	
Sandy Smith	231-6731

ADMINISTRATIVE SUPPORT

Administrative Staff Assistant, Carmela Smith	231-3977
Secretary, Internal Affairs, Karen Mabry	231-6265
Secretary, External Affairs, Jean Ann Bailey	231-2371
Secretary, Administration, Joyce Wynn	231-5497
Secretaries, Olympic Sports, Marianne Baffi	231-3671
Diane Buckland	231-5037
Lisa Maddox	231-9415
Secretary, Sports Medicine/Athletic Training	
Elaine Flippo	231-7741
Department Receptionist, Vickie Graham	231-9984

ATHLETIC PERFORMANCE

Asst. A.D. for Athletic Performance, Mike Gentry	231-2984
Dir. of Strength & Conditioning, Jay Johnson	231-8207
Asst. Dir. of Strength & Conditioning, Terry Mitchell	231-7386
Coord. of Strength & Conditioning for Olympic Sports	
Jamie Meyer	231-7386
Director of Sports Nutrition, Amy Freel	231-9910
Sports Psychologist, Gary Bennett	231-2556

BUSINESS OFFICE

Associate A.D., Financial Affairs, Randy Butt	231-7530
Human Resources Manager, Pam Linkous	231-3142
Business Manager, Lisa Rudd	231-6553
Assistant Business Manager, Michelle Collins	231-6590
Accounting Services Specialist, Jean Vaughan	231-6728
Accounting Services Specialist, Nhury Schurig	231-2196

CHEERLEADERS

Spirit Coach, Rickey Hill	231-5744
---------------------------	----------

EQUIPMENT

Equipment Manager, Lester Karlin	231-9967
Assistant Equipment Manager, Eric Cross	
Assistant Equipment Manager, Lou Koel	

FACILITIES AND GAME OPERATIONS

Game Operations Manager, Cara Walters	231-9963
Game Operations Coordinator, Jerry Cheynet	231-5128 or 231-6660
Facilities Manager (Jamerson/Cassell/Merryman), Matthew Cox	231-2199
Facilities Manager (Field House), Denie Marie	231-2191
Facilities Manager (Lane Stadium), Casey Underwood	231-6067
Coordinator of Athletics Grounds, Jason Bowers	231-6067
Facilities Coordinator, Dan Pressley	231-9969
Facilities Manager (Tennis Center), Jerry Stevens	231-5908

HOKIESPORTS THE NEWSPAPER

Editor, Jimmy Robertson	231-4134
Assistant Editor, Matt Spiers	231-3908

INTERNET SERVICES

Director of Internet Services, Peg Morse	231-6329
Webmaster, Damian Salas	231-8816

COMPUTER SERVICES

Director of Computer Services, Brad Tilley	231-7539
Computer Technician, Brandon Mason	231-9361
Secretary, Jean Ann Bailey	231-2371

MONOGRAM CLUB

Director, Russ Whitenack	231-9156
--------------------------	----------

SPORTS INFORMATION OFFICE

Sports Information Director, Dave Smith	
Sports Information Secretary, Donna Smith	
Associate Sports Information Director, Anne Panella	231-7684
Assistant Sports Information Director, Bill Dyer	231-8852
Assistant Sports Information Director, Torye Hurst	231-8823
Assistant Sports Information Director, Bryan Johnston	231-3387
Assistant Sports Information Director, David Knachel	231-1838

SPORTS MARKETING & PROMOTIONS OFFICE

Assistant A.D., Marketing & Promotions, Tim East	231-6600
Director, Marketing & Promotions, Jeremy Wells	231-2515
Assistant Director, Marketing & Promotions, Vacant	231-3236
Secretary, Jean Ann Bailey	231-2371

SPORTS MEDICINE AND ATHLETIC TRAINING

Team Physicians, Dr. P. Gunnar Brolinson	231-5983
Dr. Delmas Bolin	231-5983
Director of Athletic Training, Mike Goforth	231-6410
Athletic Trainers, Keith Doolan, Jimmy Lawrence, Megan Rittler, Kevin Domboski	

STUDENT-ATHLETE ACADEMIC SUPPORT SERVICES

Coordinator, Chris Helms	231-6165
Associate Coordinators, Lois Berg, Colin Howlett	
Athletic Advisors, Katie Ammons, Drew Scales	
Secretary, Terrie Repas	

STUDENT SERVICES OFFICE

Director of Student Life, Megan Armbruster	231-6265
Coordinator of Student Life, Erin O'Neil	231-1252
Coordinator of Academic Compliance, Sandy Weber	231-3956
Compliance Assistant, Kelly Woods	231-2264

TICKET OFFICE

Assistant A.D., Ticketing Services, Sandy Smith	231-6731
Assistant Ticket Manager, Stephen Medley	
Ticket Services Coordinators, Kathy Cox, Jenny Borg	

VIDEOGRAPHY

Director of Video Operations, Kevin Hicks	231-9990
Video Coordinator, Tom Booth	
Assistant Video Coordinator, Brian Walls	

VIRGINIA TECH ATHLETIC FUND, INC.

Director of Development for Intercollegiate Athletics, Lu Merritt	231-6618
Assoc. Director of Devel. for Intercollegiate Athletics, John Moody	
Director of Development for Special Gifts and the Athletic Annual Fund, Terry Bolt	
Dir. of Major Gifts for Intercollegiate Athletics, David Everett	
Assistant Director of Development, Brian Thornburg	
Accountant, Sharon Linkous	
Alumni Program Coordinator, Diana Fain	
Secretary, Jane Broadwater	
Fiscal Assistant, Vicky Moore	

BASEBALL

Head Coach, Chuck Hartman	231-3671
Assistant Coaches, Jay Phillips, Jon Hartness	

BASKETBALL, MEN'S

Head Coach, Seth Greenberg	231-6725
Assistant Coaches, Brad Greenberg, Ryan Odom, Stacey Palmore	
Executive Secretary, Sharon Spradlin	
Director of Operations, Rick Hall	

BASKETBALL, WOMEN'S

Head Coach, Beth Dunkenberger	231-4998
Assistant Coaches, Shellie Greenman, Bobbie Kelsey, Stacy Cantley	
Executive Secretary, Dianne Santolla	
Director of Operations, Jill Jameson	231-7629

FOOTBALL OFFICE

Head Coach, Frank Beamer	231-4132
Executive Secretary, Diana Clark	231-4132
Assistant Coaches	231-6368
Billy Hite, Bud Foster, Bryan Stinespring, Jim Cavanaugh, Tony Ball, Danny Pearman, Kevin Rogers, Lorenzo Ward, Charley Wiles	

Program Support Technicians, Lisa Marie	231-6368
Kristie Verniel	231-9991
Associate A.D. for Football Operations, John Ballein	231-9991
Football Operations Assistant, Bruce Barnes	231-2502

GOLF

Head Coach, Jay Hardwick	231-6435
Graduate Assistant Coach, Brian Sharp	

LACROSSE

Head Coach, Tami Rile	231-2776
Assistant Coaches, Lisa Staedt, Julie Tice	

SOCCER, MEN'S

Head Coach, Oliver Weiss	231-7143
Assistant Coaches, Mike Brizendine, John Sexton	

SOCCER, WOMEN'S

Head Coach, Kelly Cagle	231-6423
Assistant Coaches, Dan Cagle, Erin Fahey	

SOFTBALL

Head Coach, Scot Thomas	231-2720
Assistant Coaches, Christine Hornak, Al Brauns	231-1804

SWIMMING & DIVING, MEN AND WOMEN

Swimming Coach, Ned Skinner	231-5086
Diving Coach, Bert Locklin	231-3301
Assistant Coaches, Braden Holloway, Genevieve McNeill	231-9970

TENNIS, MEN'S

Head Coach, Jim Thompson	231-4589
Assistant Coach, Jimmy Borendame	

TENNIS, WOMEN'S

Head Coach, Terry Ann Zawacki-Woods	231-9971
Assistant Coach, Jon Reeves	

TRACK & CROSS COUNTRY, MEN'S AND WOMEN'S

Director of Track & Field and Cross Country, Dave Cianelli	231-5037
Assistant Coaches, Ben Thomas, Mary Jayne Harrelson, Greg Jack, Terry Winston	

WRESTLING

Head Coach, Tom Brands	231-3671
Assistant Coaches, Wes Hand, Doug Schwab	231-9357
Assistant Coaches, Wes Hand, Doug Schwab	231-3185

VOLLEYBALL

Head Coach, Greg Smith	231-5037
Assistant Coaches, April Yantis, Lindsay Wischmeier	231-9972
Assistant Coaches, April Yantis, Lindsay Wischmeier	231-3991



JIM WEAVER

DIRECTOR OF ATHLETICS



James C. Weaver, whose innovative ideas and work as a reformer have made him one of college athletics' most popular administrators, is the director of athletics at Virginia Tech.

Weaver, 59, was appointed on September 24, 1997 and has been a tireless leader on behalf of Tech athletics. In his years on the job at Tech, Weaver has taken steps to place increased emphasis on projects benefiting student-athletes. He created a comprehensive awards program for letterwinners and has initiated and funded an annual awards banquet.

annual awards banquet.

Weaver is presiding over Tech's move into the Atlantic Coast Conference in 2004-05.

In the Summer of 2003, Virginia Tech and Miami were officially introduced as the 10th and 11th members of the ACC, effective July 1, 2004.

"I'm excited for our fans and our constituency," Weaver said. "This membership is something that the fan base and alumni and friends of Virginia Tech have wanted for a long time. It's home for us. We've had prior relationships with these institutions for many years and this is something our fans are excited about. I'm happy for them, for our coaches and for our student-athletes."

A top personal priority for Weaver is the continuing improvement of Tech's facilities. When it comes to athletic facilities, Weaver has a simple philosophy. "As soon as you sit still in terms of facilities, you have taken a step backward," he says.

Cassell Coliseum, the Hokies' basketball facility, has undergone a nice facelift and is slated for further enhancements. Four years ago, state-of-the-art video screens were added and three seasons ago each seat in the arena was refinished to a natural wood look. Two years ago, the athletics department completed the first of a three step process to renovate and improve the ambulatory of the coliseum. The remodeling of the women's basketball locker rooms is among the many project undertaken this year in the Coliseum.

To meet a growing demand for Virginia Tech football, major renovations on the west side of Tech's football facility are currently underway. The fencing that surrounds Lane Stadium will be replaced with an actual entrance, additional luxury suites will be constructed, as well as two private club seating areas, new concession stands, a new ticket office, new athletic fund offices, an Athletics Hall of Fame and a new student academic services area.

In addition to overseeing this ambitious project, Weaver spearheaded the construction of the south end zone facility to expand seating capacity to 65,115 for the 2002 season. The \$37 million expansion project includes an 11,000-seat double deck and provides 15 luxury suites, as well as club level seating and amenities.

A north end zone addition was completed prior to the 2001 season. That section added over 5,000 permanent seats.

Virginia Tech contracted with GreenTech, Inc., of Richmond, Va., to install its highly innovative, ITM natural grass sports field system in Lane Stadium/Worsham Field prior to the 2001 season.

Under Weaver's direction, lighted football practice fields, conveniently located in the center of the athletics complex, were completed during the spring of 2001.

The installation of 1,000 permanent seats and restroom facilities have been completed on a regulation-size field for the men's and women's varsity soccer teams and the women's lacrosse team. The lighted game field is adjacent to two full-size practice fields.

Weaver was the key figure in reaching a four-year agreement with Virginia in bringing the men's basketball games back to campuses for the first time since 1976. He also realigned the senior administrative staff to further promote the development of a broad-based athletics department. A dormant Monogram Club was revitalized under his direction, providing Hokie letterwinners of all eras a renewed link to Tech athletics. He also toughened the Hokies' non-conference

football schedules, a move that gained real favor from Tech fans.

Weaver renegotiated Tech's multimedia rights contract with ISP Sports, creating a new business relationship and enhanced revenue for the athletics department. In the Fall of 2000, Weaver arranged a joint venture with ISP to commit \$2 million to purchase new scoreboards, upgraded sound systems, a 21x28 L.E.D. video display screen at Lane Stadium and two 9x12 wall mount L.E.D. video screens in Cassell Coliseum.

Last year, Weaver represented the BIG EAST at the NCAA's Sportsmanship Summit and as the BIG EAST AD representative on the Bowl Championship Series committee.

Weaver came to Tech from Western Michigan University where he was director of athletics from January, 1996 until he came to Blacksburg. Prior to that, he was AD for three and a half years at UNLV, where he reconstructed a troubled athletic department.

Weaver brings a "Penn State mentality" to the position. He says that various schools' interest in him as a reformer through the years can be traced to Penn State and its reputation for how it conducts business in intercollegiate athletics.

It was with the Nittany Lions' football team that Weaver first made a name for himself in athletics. He was a center and linebacker on Penn State teams coached by the legendary Rip Engle and Joe Paterno.

A native of Harrisburg, Pa., Weaver was recruited to Penn State by Engle. He played three seasons under Engle and one under Paterno, who is still the coach of the Nittany Lions.

Weaver graduated from Penn State in 1967 with a bachelor's in psychology and rehabilitation education. He received a master's in college counselor education, also from Penn State, in 1968.

Weaver started a coaching career as an assistant at Penn State for six seasons.

He later was the offensive coordinator at Iowa State and head coach for one season at Villanova in 1974. He also spent five years as an assistant professor at Clarion State and three years as director of franchise sales at Athletic Attic.

Prior to landing the athletic director's job at UNLV, Weaver spent nine years at the University of Florida, which was sanctioned by the NCAA in 1983. He was a strong force at Florida in the field of compliance and concluded his time there as associate athletic director.

Weaver drew rave reviews at UNLV for his fund-raising expertise. He generated nearly \$15 million in his time there.

While at Western Michigan, Weaver announced creation of a \$7 million football center, stabilized fluctuating revenues and installed a CHAMPS Life Skills program.

Weaver and his wife Traci have four sons — Josh, Paul, Cole and Craig.



Jim and Traci Weaver with their sons (l to r) Paul, Josh, Craig and Cole.



MANAGEMENT STAFF

SHARON McCLOSKEY

SENIOR ASSOCIATE ATHLETICS DIRECTOR AND SENIOR WOMAN ADMINISTRATOR



Responsibilities: Department administrator for football and men's and women's basketball. Oversees strength and conditioning, sports medicine and equipment room.

Joined VT Staff: 1984

Record at Virginia Tech: Senior associate athletics director (since 1995) and senior woman administrator (since 1988); interim athletics director (1997); assistant athletics director (1992-95); first woman in college athletics to hold position of recruiting coordinator in Division I (1988-92); Virginia Tech football office receptionist and recruiting secretary (1984-88)

Education: Virginia Tech, 1979

Of Note: As recruiting coordinator, McCloskey proved to be one of the most innovative people in the field. She completely reorganized the schedule for official recruiting visits by making academics the highlight of the visit. All aspects of university life were included in the visit for the prospective student-athlete. She lined up various meetings with professors and department heads and key figures on campus.

McCloskey is one of the few women in college athletics who has been an advance person for away football games. It is her responsibility to arrange for hotel rooms, meals, meeting rooms, police escorts and air and ground transportation for the team.

As Tech's liaison for NCAA certification, a process the NCAA uses to ensure integrity in collegiate athletics, McCloskey coordinates periodic department self-study and review teams. She served as tournament manager for the first two rounds of the NCAA Women's Basketball Championship in 1999 and again in 2004.

DAVID CHAMBERS

SENIOR ASSOCIATE ATHLETICS DIRECTOR FOR EXTERNAL AFFAIRS



Responsibilities: Directly supervises marketing and promotions, sports information, the ticket office, hokiesports.com and *hokiesports the newspaper*. Chambers is the department's liaison with ISP Sports, the exclusive multi-media and advertising rights holder for Virginia Tech athletics. Chambers helps the department to identify and pursue new business opportunities.

Joined VT Staff: 1998

Prior to Virginia Tech: Associate director of athletics at UNLV (1993-98); director of NCAA compliance at UNLV (1992-93); NCAA legislative assistant (1990-92); administrative assistant, University of Iowa Department of Athletics (1985-86).

Education: Wake Forest, 1989 (juris doctor); University of Iowa, 1985 (master's); University of Iowa, 1983 (undergraduate).

Of Note: Chambers was a member of the Iowa football team, and played on three nationally ranked bowl squads: Rose, Peach and Gator. A former quarterback, he moved to defense and lettered at strong safety in 1982 and 1983. At Iowa, he played with Oklahoma coach Bob Stoops and was coached by Hayden Fry, Bill Snyder and Barry Alvarez. He was named to the Big 10 All-Academic squad in 1983 and received the prestigious Forest Evashevski Scholarship Achievement Award, as well as the R.E. Romey Memorial Scholarship and the Ben Trickey Memorial Scholarship.

Chambers received his master's degree in educational measurement and statistics.

He became licensed to practice law in North Carolina in February, 1990.

RANDY BUTT

ASSOCIATE ATHLETICS DIRECTOR FOR FINANCIAL AFFAIRS



Responsibilities: Randy Butt is responsible for the annual operations budget, all financial reporting, the business office, day-to-day operations, department liaison to the University Office of Budget and Financial Planning, Internal Audit, Auditor of Public Accounts. Butt has monitored revenue and expenditure growth from \$6 million in 1986-87 to more than \$35 million in 2003-04.

Joined VT Staff: 1986

Prior to VT: Accountant for The Kroger Company in Roanoke, Va.

Education: National Business College, 1992 (BBA); Virginia Tech, currently working toward Master's degree.

Of Note: Butt joined the staff as assistant business manager and was elevated to his current position in April, 2002. He is a life-long resident of the area and attended same High School (Shawsville) as women's basketball coach Beth Dunkenberger. Butt has been a member of the University's Leadership Development program since 1999.

Family: Wife Debi; daughters Mallory, Casey and Lianna.

TOM GABBARD

ASSOCIATE ATHLETICS DIRECTOR FOR INTERNAL AFFAIRS



Responsibilities: Tom Gabbard is in charge of new construction and maintenance, supervises Tech's facilities managers and game operations and is responsible for the sports of golf, men's and women's tennis and men's and women's track and cross country. He is overseeing the construction of the new west side addition to Lane Stadium and all the other construction projects in the athletics department. Facilities upgrading over the last five years has been continuous, and will have on-going emphasis in the future. Over \$105 million of facilities upgrades have either been completed or planned since Gabbard and Jim Weaver arrived at Virginia Tech.

Joined VT Staff: 1998

Prior to Virginia Tech: Assistant athletics director for administration at UNLV (1996-1998); director of administration at UNLV (1992-96);

Education: University of Florida, 1968 (BSBA)

Of Note: Gabbard has directed the men's national golf championship, NCAA regionals and conference championship tennis at Virginia Tech. He is currently a member of the ACC golf committee and ACC track & field committee.

Gabbard and Weaver were instrumental in several major facilities projects at UNLV, including the construction of the Lied Athletic Complex, Wilson Baseball Stadium, Fertitta Tennis Complex and the Redd Basketball Offices. Gabbard came into athletics due to his experience with building construction. He had a 20-year real estate career in Florida before joining Weaver's staff at UNLV.

Gabbard is a Vietnam veteran (1970-71) who achieved the rank of first lieutenant in the U.S. Army's artillery branch.

Family: Wife Nancy; children Eric and Cyndi (Krupa); three grandchildren.

JON JAUDON

ASSOCIATE ATHLETICS DIRECTOR FOR ADMINISTRATION



Responsibilities: Jon Jaudon is responsible for the areas of sport administration, compliance and student life, while also serving as the department's liaison to the provost's office for athletic academic advising. He oversees the sports of baseball, lacrosse, men's and women's soccer, softball, men's and women's swimming and diving, volleyball and wrestling.

Joined VT Staff: 1999

Prior to Virginia Tech: Assistant athletics director, University of Texas at Austin (1997-1999); academic counselor at UT Austin (1991-1997); academic counselor at University of Florida (1985-1991)

Education: University of Florida, 1985 (master's); University of Florida, 1983 (undergraduate)

Of Note: At Texas, Jaudon oversaw the academic programs for all of men's athletics. During his tenure at Texas, he personally counseled athletes in football, basketball and baseball. Texas enjoyed unprecedented academic success during Jaudon's years of service. In 1996, Jaudon earned the James W. Vick Texas Excellence Award for academic advising. A native of Bradenton, Fla., Jaudon worked as an academic counselor at the University of Florida before going to Texas. While pursuing his graduate degree he coached baseball at Santa Fe Community College (1983-85).

Family: Wife Marcia, daughter Megan and son Jared.



Megan Armbruster
Director of Student Life



John Ballein
Assoc. Director of Athletics for Football Operations



Tim East
Asst. Director of Athletics for Marketing & Promotions



Mike Gentry
Asst. Director of Athletics for Athletic Performance



Mike Goforth
Director of Athletic Training



Chris Helms
Coordinator of Student Athlete Academic Support Services



Pam Linkous
Human Resources Coordinator



Lu Merritt
Director of Development for Intercollegiate Athletics



Tim Parker
Assistant Director of Athletics for Compliance



Dave Smith
Sports Information Director



Sandy Smith
Assistant Athletics Director for Ticketing Services



Cara Walters
Facilities and Game Operations Manager



Russ Whitenack
Director of The Monogram Club



THE HOKIES' ATHLETIC COMPLEX

Virginia Tech's new stadium for soccer and lacrosse



Baseball's English Field



Rector Field House contains a full-size football field and houses the Hokies' excellent indoor track in the winter



65,115-seat Lane Stadium is undergoing further expansion and renovation for next season

The Merryman Center and Jamerson Athletic Center adjoin Cassell Coliseum and house the athletic department offices and support facilities

Virginia Tech Softball Park



The Johnson-Miller Track & Field Complex

The Burrows-Burleson Tennis Center



War Memorial Pool





A SUCCESS STORY

MOVE TO THE ACC SHOULD ALLOW FOR EVEN GREATER ACHIEVEMENTS AND VISIBILITY FOR THE HOKIES

Virginia Tech has a long and proud tradition in athletics, but the Hokies have really seen their success and visibility grow immensely over the past few years. For the ever growing legion of Tech fans, the most exciting part is that the future looks even brighter.

On July 1, 2004, Virginia Tech officially became a member of the prestigious Atlantic Coast Conference — a move that is bound to help the Hokie athletics program grow even stronger.

Tech competes at the Division I level of the NCAA, and with a total of 21 varsity sports, 11 for men and 10 for women, Virginia Tech provides generous opportunities for athletes (and fans) to get in the Hokie huddle.

The recent success — and bright outlook — of the Virginia Tech women's basketball program is only part of the story.

The women's basketball team has averaged 22 wins over the past seven seasons and has made seven consecutive postseason appearances, including advancing to the second round of the NCAAs last year.

Tech's nationally-known football team has had unprecedented success over the past decade. The Hokies have played in 11 con-

secutive bowl games. The Tech football team won BIG EAST Championships in 1995, 1996 and 1999, and played for the National Championship in the 2000 Nokia Sugar Bowl. Last year, the Hokies won eight games and played in the Insight Bowl.

The men's soccer team advanced to the second round of the NCAA Championship last season, and appears poised to grow as a program in the near future.

In 2001, the Hokie golf team won a nation's-best six tournaments, including the BIG EAST Golf Championship, and went on to record an eighth-place finish at the 2001 NCAA Golf Championship. In two of the three previous years, the golf team repeated as BIG EAST champs and advanced to the NCAAs.

Baseball, tennis and other Tech sports, as well as track and cross country athletes also enjoy success at the conference and NCAA levels.

Across the board, the athletic teams at Virginia Tech have earned success in the past, and the future promises even better things as the Hokies reap the benefits of being a competitive member of the Atlantic Coast Conference — one of the nation's very best collegiate leagues.



Celebrating big victories is what Virginia Tech athletics is all about. The women's basketball team celebrates a first-round NCAA Tournament win last season in Cassell Coliseum. More than 65,000 Hokie fans join the football team in Lane Stadium to rejoice following Tech's 31-7 victory over No. 2-ranked Miami last fall.





Virginia Tech fans are among the most supportive and spirited in the nation, and their sports teams give them plenty to cheer about. From the success of the football team, to the golf team's regular appearances in the NCAA Championships, to the soccer team celebrating big wins over nationally-ranked opponents, the Hokies have a lot to be proud of.



Spyridon Jullien (left) finished second by just three inches in the hammer throw at the NCAA Outdoor Championships this past year. Andreas Lauhund (above) played in the NCAA Tennis Championships and Marlies Overbeek (right) earned All-America honors in cross country and indoor and outdoor track.





BLACKSBURG, VIRGINIA

Blacksburg was featured on MTV's "I Bet You Will" as a great college town.



HOME OF VIRGINIA TECH IS COLLEGE TOWN, U.S.A.

One of America's best college towns, Blacksburg is a perfect setting for a great university like Virginia Tech.

Located in Southwest Virginia on a plateau between the Blue Ridge and Alleghany Mountains, Blacksburg combines the laid-back lifestyle of a small town with the amenities one would expect to find around a major center of higher education. Together, the town and university have worked hard to create a progressive community that ranks among the nation's elite living environments.

Virginia Tech and the Town of Blacksburg gained national and international attention by creating the world's first "electronic village." Businesses and industries have been drawn by the potential of the quaint town.

Established in 1798 by John and William Black, the town is surrounded by scenic mountain views that accentuate the area. Since its founding, Blacksburg has grown to become the largest town in Virginia.

The nearly 36,000 residents (including students) enjoy a close proximity to a variety of recreation areas such as the Blue Ridge Parkway, Appalachian Trail, Claytor Lake and the New River. The region features a moderate climate and four distinct seasons.

Blacksburg's location (adjacent to major interstate highways) provides convenient access to most points in the southern and eastern parts of the country.

More information on Blacksburg can be found on the web site of the Blacksburg Electronic Village, www.bev.net or the town's web site, www.blacksburg.va.us.




The Cascades is one of many nearby destinations that helped Blacksburg to be named one of the top 10 places to live in the United States by Outside Magazine.



The town bustles during "Steppin' Out," an annual street fair.

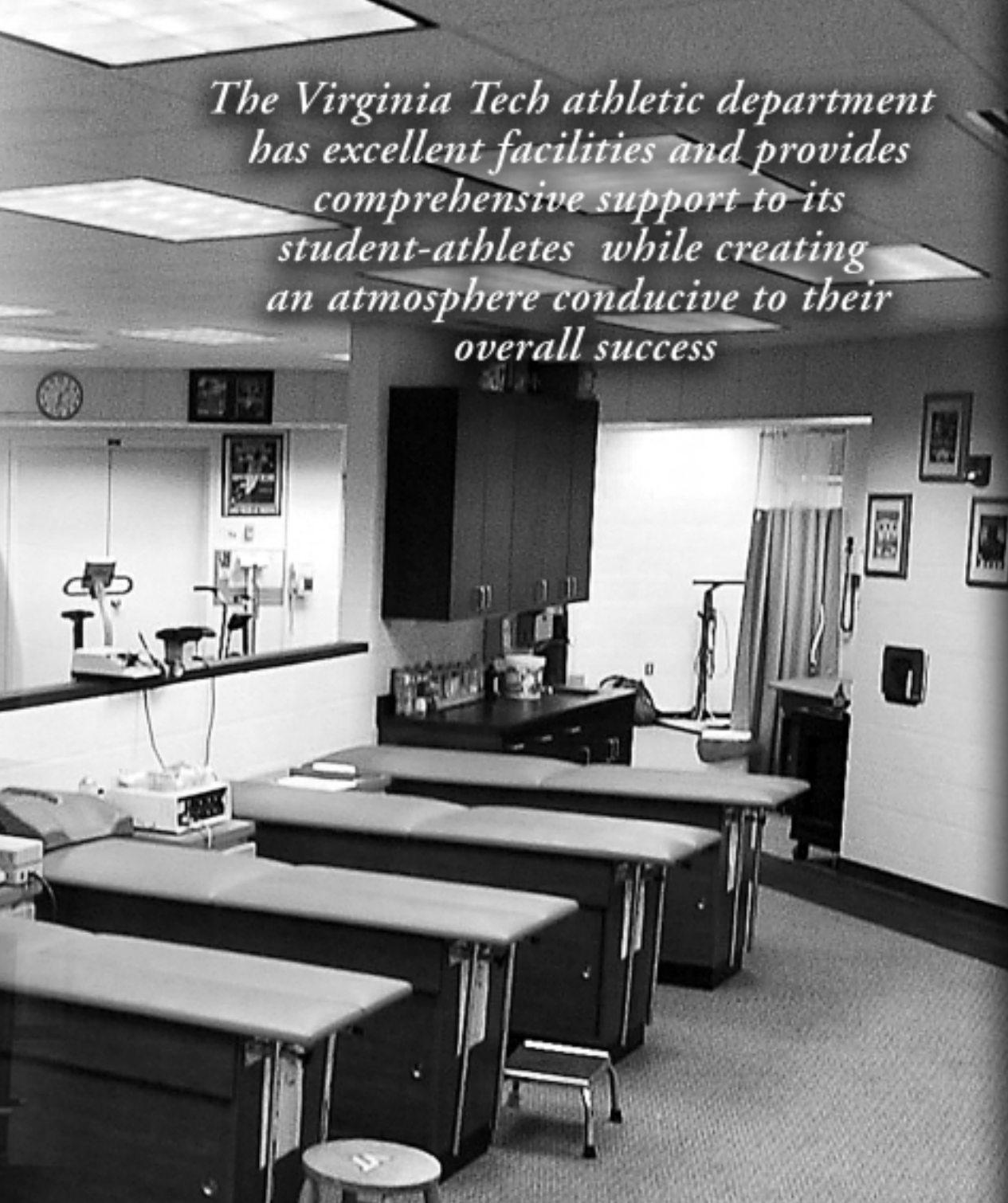
Downtown Blacksburg is serene on a peaceful night during the holiday season.



SUPPORT SERVICES



The Virginia Tech athletic department has excellent facilities and provides comprehensive support to its student-athletes while creating an atmosphere conducive to their overall success




SUPPORT SERVICES

INSIDE THIS SECTION

Academic Support Services	50-53
Student Life Office	54-55
Strength & Conditioning	56-57
Sport Psychology	58
Sports Nutrition	59
Sports Medicine	60-61
hokiesports.com	62
hokiesports the newspaper	63
Athletic Fund/Hardwood Club	64
Getting the Word Out	65



STUDENT ATHLETE ACADEMIC SUPPORT SERVICES



Fran Recchia works on a computer in the Student Athlete Academic Services office.

PROVIDING THE TOOLS NEEDED FOR SUCCESS IN THE CLASSROOM

The success of Virginia Tech's women's basketball program rests largely on the academic progress of each student-athlete. The academic performance of Tech student-athletes has improved each year due in part to the Student Athlete Academic Support Services (SAASS).

The Virginia Tech graduation rate for student-athletes has risen significantly in recent years and reached 65 percent in 2003 as compared to the

national average of 62 percent. The 70 percent student-athlete graduation rate marks the second straight year and fifth time in the last 10 years that Tech has reached that level.

Over the last decade, 85 percent of the student athletes that have used their eligibility have gone on to graduate.

Student-athletes are the most visible student component of a university. They entertain thousands of fans, students and alumni. Their athletic ability and achievement is the primary focus for national media attention. Athletic events bring back not only faithful alumni, but are a welcome

mat for potential new students.

Student-athletes devote many hours to practice, conditioning and training that are not required of all students. Due to their time commitment and their high visibility, it is an obligation and in the best interest of the university to supply these students with services which will allow them to maximize their academic potential.

The Virginia Tech Student Athlete Academic Support Services office is committed to providing fundamental and supplemental programming, consistent with University and NCAA policy, aimed at enhancing each student athlete's educational experience.



Nearly 500 student-athletes and students in support roles were honored at the 2004 athletic director's honors breakfast.

Stakeholders of the office's mission include student athletes and their families, the university community, coaches and athletics administrators. SAASS seeks to develop relationships with its stakeholders that are founded on trust and respect, and provides the following services to accommodate their needs:

- University and NCAA information
- Orientation
- Academic assessment
- The development of an effective student life program
- Appropriate referrals
- Monitored study environments
- Tutorial programs
- State of the art technological learning assistance
- Student Athlete academic performance evaluations

The expectations of the Virginia Tech community are that each student-athlete achieves their maximum academic and athletic potential. With the proper assistance, facilities and encouragement, these potentials can become a reality.

Student Athlete Academic Support Services provides programming for student-athletes from their freshman year through graduation. This includes a comprehensive orientation to Tech, study hall, mentoring, tutoring, academic monitoring, academic recognition and eligibility education. Additionally, student-athletes are referred to and encouraged to take advantage of other campus

STUDENT ATHLETE ACADEMIC SUPPORT SERVICES STAFF



Chris Helms
Director



Lois Berg
Associate Director



Colin Howlett
Associate Director



Katie Ammons
Assistant Director



Renia Edwards
Assistant Director



Drew Scales
Assistant Director



Terrie Repas
Secretary

agencies charged with helping students in their academic pursuits.

Academic facilities for student-athletes include the Monogram Room, a large room used as a study hall area, adjacent to the SAASS office in Cassell Coliseum. The HEAT (Hokies Engaging in Advanced Technology) Lab and its satellite sites house over 40 computers on the second and third floors of Cassell Coliseum. Laptop computers are

also available for Tech athletes to use when traveling to away contests. The athletic department also provides areas for private, quiet study for the athletes' convenience.

Together, these spaces provide the student-athlete with a variety of study environments conducive to their success. Athletes can use these facilities between classes, after practice or in the evenings, with flexible hours tailored to make the most of a



The Student Athlete Academic Support Services offices and computer labs will move into an outstanding new facility when the expansion of Lane Stadium is completed in the fall of 2005.

student-athlete's limited time.

Chris Helms, in his sixth year at Tech, is the director and is responsible for the development and leadership of the Student Athlete Academic Support Services office.

Colin Howlett begins his eighth year with Virginia Tech and serves as an associate director in the Student Athlete Academic Support Services office.

In addition to assisting the director in all facets of the program, Howlett oversees the advisement of football student-athletes with regard to satisfactory progress, eligibility and degree completion as set forth by the NCAA, ACC and Virginia Tech.

Lois Berg, associate director, begins her 16th year at Tech. She is primarily in charge of developing the freshman orientation program, which ensures the student-athlete a smooth transition from high school to the university.

She is also responsible for providing programming to assigned student-athletes from the sports of baseball, softball, men's and women's swimming, men's and women's tennis, managers, trainers, cheerleaders and HighTechs.

Katie Ammons is an assistant director who begins her sixth year and works with the men's and women's basketball, men's and women's cross country and men's and women's track programs.

Ammons is also in charge of the operation of the HEAT lab and other computing resources available

COMPUTER SERVICES DEPARTMENT

Another example of Virginia Tech's commitment to providing its student-athletes with the best academic resources possible is the presence of the Computer Services department, under the direction of Brad Tilley.

Because all Tech students are required to own computers, the Virginia Tech athletics department helps its scholarship athletes fulfill that requirement by providing them with computers.

In addition to ordering computers for the athletes, the office also addresses computer

for student-athletes. Ammons is a former standout Hokie student-athlete.

The Rembert, S.C., native received her bachelor's degree in business management from Shaw University in 1995. She then went on to earn her M.S. Ed. in sports management from Northern Illinois University. While completing her master's degree, she served as tutor supervisor for the Academic Counseling Center for Student-Athletes at NIU. During her final year in the program, she served as academic advising intern at Austin Peay State University in Clarksville, Tenn.



Brad Tilley




Andrew Mason

service needs for the student-athletes and the entire Virginia Tech athletics staff.

Brandon Mason is an assistant for computer and network support.

Drew Scales begins her third year with Student Athlete Academic Support Services as an assistant director. Scales provides academic support for student-athletes in lacrosse, volleyball, men's and women's soccer and wrestling, in addition to overseeing the mentoring program.

Terrie Repass begins her 30th year of service at Virginia Tech. She serves as the office secretary and "first contact" person for the SAASS. She is responsible for organizing special events and meetings for the office. Repass prepares all accounting, purchasing and travel transactions for the office.



Graduation is the ultimate goal of all student-athletes at Virginia Tech.



SAASS MISSION AND PROGRAMS

The Virginia Tech Student Athlete Academic Support Services office is committed to providing fundamental and supplemental programming, consistent with University and NCAA policy, aimed at enhancing each student athlete's educational experience.

Following is a summary of the programs SAASS offers:

ATHLETIC TRANSITIONS

All Freshman Student Athletes

A required course designed to ease the transition from high school to college.

ORIENTATION

All Freshman and Transfer Student Athletes

Team and individual orientation sessions are scheduled.

TUTORING

All Student Athletes

Individual and group tutoring appointments are available on-site.

ADVISING-COUNSELING

All Student Athletes

SAASS works closely with each student's academic advisor within the college of their major.

ACADEMIC PROGRESS

All Freshman and Transfer Student Athletes

Academic progress reports are sent from the student athlete's professors to his or her athletic academic advisors twice each semester.

HEAT LAB

All Student Athletes

The HEAT (Hokies Engaging in Advanced Technology) Lab is a computer integrated learning environment conveniently located in Cassell Coliseum.

ACADEMIC RECOGNITION

Qualified Student Athletes

Student athletes with a GPA of 3.0 and above are recognized at the end of each semester as members of the Athletic Directors Honor Roll.

STUDY HALL

All Freshman Student Athletes and Upperclassmen with a GPA Below the Team Requirement

Study Hall is mandatory for all freshman, transfer, and currently enrolled students with an overall GPA below 2.30.

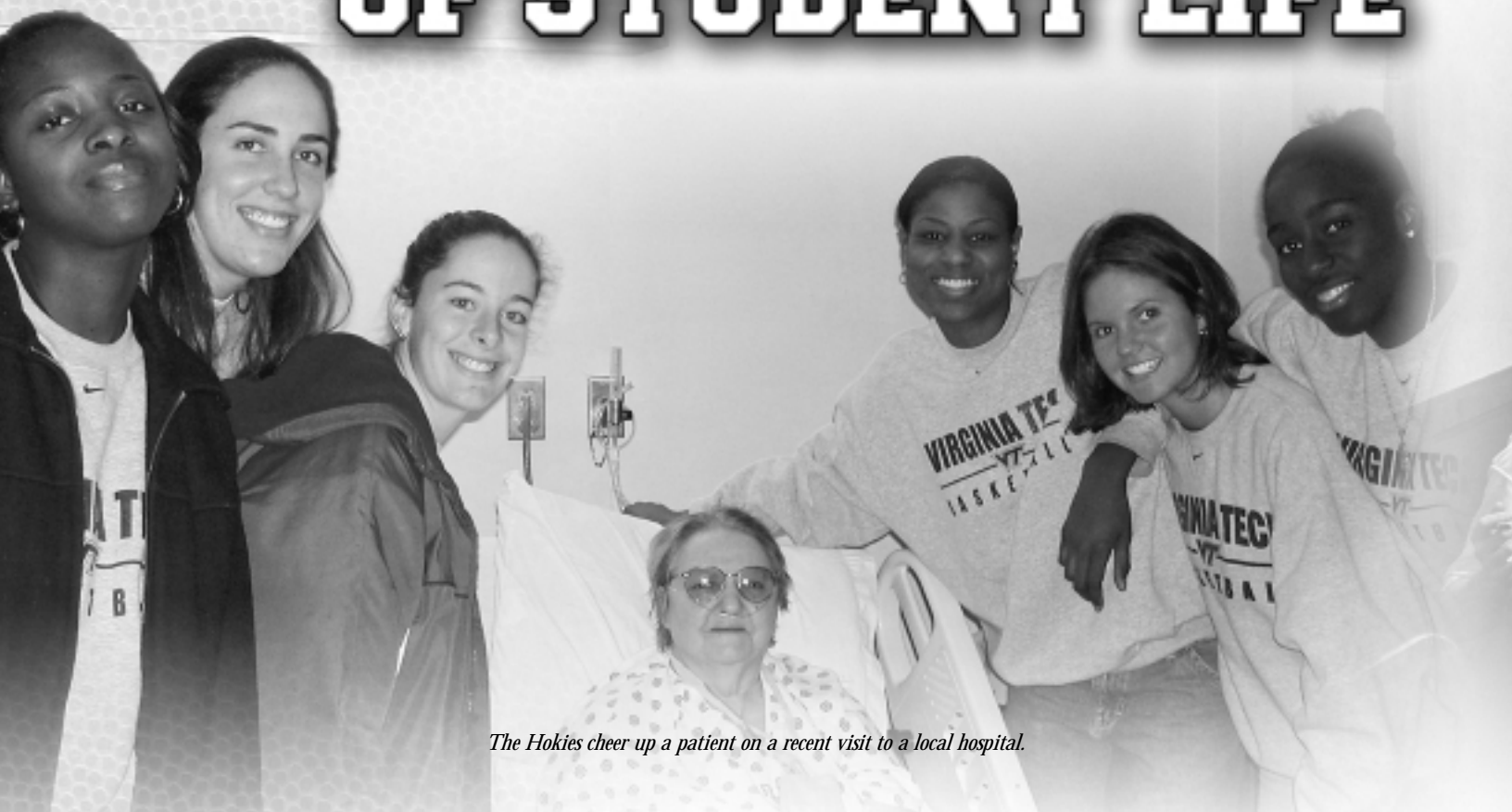
ACADEMIC AND ATHLETIC ELIGIBILITY

All Student Athletes

Academic records are monitored to ensure that all student athletes are making progress towards their degree.



ATHLETICS OFFICE OF STUDENT LIFE



The Hokies cheer up a patient on a recent visit to a local hospital.

ASSISTING IN THE DEVELOPMENT OF THE TOTAL PERSON

The Virginia Tech Athletics Office of Student Life is committed to developing the total student-athlete. Director of the Office of Student Life Megan Armbruster is dedicated to enhancing the quality of the student-athlete experience through the programs that this office administers.

Last year, each athletic team was encouraged to complete two or more personal development workshops on a variety of topics. Subjects included How to Live Off-Campus, Media Relations, Alcohol 101 and Student-Athlete Scrutiny and Community Conduct. Also, a Women's Sports Summit, attended by seven women's athletics teams, focused on issues such as healthy relationships and healthy body image.



Megan Armbruster

In addition to workshops held by each team,

Virginia Tech student-athletes participate in community outreach, with over 50 community service events just last year, allowing for over 500 volunteer opportunities. Basketball players took trips to local hospitals and nursing homes, in addition to visiting numerous schools in Montgomery County. They also helped out at the Montgomery County Christmas Store. Players visited local high schools in November for American Education Week, middle schools in March for Read Across America Week and elementary schools in April for Winning Choices Week, impacting over 4,000 students.

A new outreach program developed by the Virginia Tech Athletics Office of Student Life is the team community partners program, where each athletic team selects one local charity on which to focus their philanthropic efforts throughout the year. The women's basketball team's partner is the Women's Resource Center of the New River Valley.

Armbruster says, "The goal of our office is to provide students with the total college experience.

When athletes graduate, I want them to look back and believe they had full access to a variety of opportunities while at Virginia Tech."

VIRGINIA TECH STUDENT ATHLETE ADVISORY COMMITTEE

The Virginia Tech Student Athlete Advisory Committee (VT-SAAC) promotes effective communication between athletic administration and student-athletes. SAAC is comprised of two representatives from each sport team who meet twice a month to discuss issues and concerns regarding their sports and the department of athletics. Coleman Collins and Allen Calloway represent the men's basketball team.

The SAAC encourages its teammates to get involved both on campus and in the community. The SAAC representatives help to design and provide programs that encourage academic success, health promotion, social responsibility and general awareness.



Upon entering the Atlantic Coast Conference, one member of the VT-SAAC will be chosen to represent Virginia Tech at the ACC-SAAC. This year, the SAAC representatives from the women's basketball team are senior Erin Gibson and sophomore Britany Anderson.

CAREER DEVELOPMENT

In close collaboration with the Virginia Tech Career Services Center, programs and workshops are designed specifically for student-athletes. Resume design, career fair etiquette, mock interviews, interview attire and mini-career fairs are just a few examples of workshops hosted by the Athletics Office of Student Life. Student-athletes are encouraged to participate in on-campus interviewing and eRecruiting, along with securing internships and coops during their college careers. Last year, nearly 100 student-athletes attended the Student-Athlete Career Expo and 65 on-campus interviews were conducted as a result of the expo.



The HokieBird and HighTechs show some of the presents collected at a women's basketball game for The Christmas Store, a local program that helps families in need during the holiday season.

ATHLETES SUPPORTING EACH OTHER

As stated in the charge from the NCAA/CHAMPS Life Skills Programs, Virginia Tech provides opportunities for female and male student-athletes to hone their athletic skills from supportive coaches and staff. The Athletics Office of Student Life encourages student-athletes to support each other by adopting Brother-Sister teams. This program invites teams to attend, applaud and appreciate the work of their peers in competition.



ATHLETIC PERFORMANCE

STRENGTH & CONDITIONING



Erin Gibson, one of the strongest members of the team, works out on the bench press.

VIRGINIA TECH HAS ONE OF THE NATION'S TOP PROGRAMS

One of the most important aspects of a successful college women's basketball program is its strength and conditioning program. Before the lights ever come on, before the players run out of the tunnel for the first game and before the first basket is ever scored for a season, college basketball players work on getting themselves physically prepared for the rigors of the season.

Thanks to the direction of Assistant Athletics Director for Athletic Performance Mike Gentry, the Virginia Tech strength and conditioning program is among the best in the nation, helping to make the women's basketball program one of the best as well.

One of the main support centers of Tech women's basketball is the strength and conditioning program. The results of hard work by the staff and the student athletes have paid huge dividends as the Hokies have continually improved in preparing to join the ACC.

The women's basketball team trains in the beau-



Dr. Mike Gentry



Jamie Meyer

tiful 17,000-square foot training center on the first level of the Merryman Athletic Center. The weight room facility features free-weight equipment, a full line of Hammer Strength equipment, 12 platforms and a 6,000-square foot state-of-the-art speed and agility room.

Tech also has the use of a 10-by-40-yard sand pit located outdoors and adjacent to the weight room. This pit is used for resistive running drills to improve speed.

Virginia Tech student athletes also have access to the Jim "Bulldog" Haren Weight Room. Located in Jamerson Athletic Center, the 5,000-square foot weight room was officially dedicated in September 1985 to Haren, a former Hokie football player and long-time supporter of the Virginia Tech Athletics Department. With the two facilities, the Hokies have more than 22,000-square feet of strength and conditioning training space.

Assisting Gentry in the weight room this year are full-time assistant strength and conditioning coaches: Jay Johnson, director of strength and conditioning Terry Mitchell, assistant director of strength and conditioning, and Jamie Meyer, coordinator of strength and conditioning for Olympic sports. Meyer primarily works with the women's basketball team.

Steve Canter, Mike Jackson, Erin O'Neil, Myriam Sequaya and Shyrone Stith are graduate assistants for strength and conditioning.



The Hokies work to improve balance and stability in the agility room adjoining the weight room.



Dawn Chris improves her upper-body strength with dumbbells.



Megan Finnerty and her teammates develop explosive quickness with lifts such as the hang clean.

Nare Diawara continues to improve her strength utilizing top-of-the-line equipment in the spacious weight room.





ATHLETIC PERFORMANCE SPORT PSYCHOLOGY



Dr. Gary Bennett speaks with a group of student athletes.

HELPING STUDENT-ATHLETES IN ALL ASPECTS OF THEIR LIVES

Virginia Tech also offers another important service to all its student athletes — sport psychology. Dr. Gary Bennett coordinates the sport psychology department, which offers psychological and performance enhancement services for student-athletes. Bennett also works closely with the Cook Counseling Center.

Bennett meets with student athletes on an individual basis for personal counseling and to discuss the mental aspects of the game. He also works on team building, communication and performance enhancement.

Mike Gentry, assistant AD for athletic performance, says, "I've always felt that (sport psychology) was an important element. We want to be a holistic model of an athletics department, and we wanted to and needed to include sport psychology in that model.

"We try to address all the various factors that affect student-athletes' performance on and off the field," Bennett says. "We believe we can help athletes perform better by addressing those concerns."

The sport psychology department also offers an injury group to afford injured athletes the opportunity to meet with other injured athletes and talk about their recovery process. Injured athletes may also meet individually with the sport psychologists if they do not feel comfortable in the group or cannot make the sessions. On average, the psychologists conduct 20 individual sessions per week and also meet weekly with teams as the need arises.

A new addition to the sport psychology resources is the Dynavision 2000, a unique conditioning and training program designed to increase focus and concentration, improve coordination and visuomotor reactions, and increase



Fran Recchia uses the Dynavision 2000.

peripheral awareness. Virginia Tech is privileged to be one of only a handful of schools with this cutting-edge technology.

The response to the sport psychology program has been very positive. The student-athletes are very receptive to the services offered by the doctors. The sport psychology office reaches out to athletes who may not have considered going to the counseling service that is offered to all students at Virginia Tech.

"It is a great resource for our coaches and our athletes," Gentry says. "We've improved a lot in areas of strength and conditioning, nutrition and in sport psychology. It's all about becoming a well-rounded athletic program and helping student athletes. We want to give them all the resources we can, to put them in a position to be successful."



ATHLETIC PERFORMANCE

SPORTS NUTRITION



Amy Freel uses a variety of methods to help educate players about nutritional eating, including discussing food choices and measuring body composition with the BOD POD.

EDUCATING STUDENT-ATHLETES ABOUT A HEALTHY, PERFORMANCE-ENHANCING DIET

Eating healthy and choosing nutritious diets are important aspects of a Virginia Tech student-athlete's life, and that's why in July 2002, the athletics department implemented the sports nutrition program. Amy Freel serves as the director.

Freel works individually with student-athletes to provide them with information they need on their diet. She also provides individual players with diet counseling on issues such as gaining lean muscle mass, losing body fat, and eating choices to improve performance.

She also designs individual meal plans for athletes. Freel gives an on-campus dining education seminar. She also provides over 300 athletic department recipe book and supplement bars for every athletic team.

"It is extremely beneficial for our student-athletes to have nutrition education and counseling available to them in order for them to remain successful in their sports and outside of athletics," Freel said. "The individualized nutrition education allows me and the athletes to get very specific on their nutritional, personal and sport-specific goals."

Also in July 2002, the Virginia Tech Athletics Department purchased the



BOD POD body composition system. Tech is one of a handful of college athletic departments using this type of technology. The BOD POD is found in many professional training facilities, such as the NFL and Major League Baseball. It accurately measures body composition (percent of body fat, lean muscle mass and fat mass) through air displacement within five minutes. Research has shown that an increase in lean muscle mass will increase athletic performance. The Sports Nutrition Program has helped countless Tech athletes maximize their athletic performance.



SPORTS MEDICINE

PROVIDING THE HOKIES WITH EXPERIENCED, PROFESSIONAL CARE

The Virginia Tech Sports Medicine Department is an ever-changing and developing unit that strives to provide the most current and comprehensive care to all student-athletes. The department is constantly evolving to incorporate new ideas and state-of-the-art resources for the betterment of student-athletes.

A professional staff — including primary care physicians who are Board certified in family medicine and sports medicine, orthopaedic surgeons, certified athletic trainers, physical therapists, chiropractors, massage therapists, sport psychologists, nutritionists and orthotists — is available to manage the health care of Tech athletes.

Megan Rittler begins her second year as the athletic trainer working directly with the women's basketball team. Rittler graduated from Salisbury University in May of 2002 with a dual degree in athletic training and physical education. She began her Hokie experience in the fall of 2001 as an intern for the Virginia Tech football team. After completing her internship, Rittler accepted a graduate position at Tech in fall 2002 working with the volleyball and lacrosse programs. While a graduate assistant, she completed her Master's degree in December of 2003 in health promotions. In January of 2004, Rittler assumed a full-time position in the Virginia Tech Sports Medicine Department, working primarily with women's basketball team.

Rittler's role with the women's basketball is to be the "gatekeeper" of all medical conditions. She coordinates all injury and illness evaluations, referrals to physicians and surgeons, and the rehabilitation of injuries. Rittler also plays a role in advocating and encouraging the use of other professionals in the Athletic Performance Department such as nutritionist Amy Freel and sport psychologist Gary Bennett. Her daily function is to treat athletes before activity and evaluate as well as treating injuries after activity, including practice, conditioning and strength training. Athlete playing status is determined jointly with the medical staff and Rittler. The daily reporting of injury progression and playing status and alternative conditioning for injured players is the main function of her day to day role along with presence at all practices for immediate medical attention.



Athletic Trainer Megan Rittler is primarily responsible for working year-round with the Virginia Tech women's basketball program.

As part of the evolution, Tech recently completed its second full year in the new 4,300-square-foot Eddie Ferrell Memorial Training Room. This area consolidated the training rooms that existed in the Merryman Center and Cassell Coliseum. The new facility gives the training staff a centralized area to care for the needs of all Virginia Tech student-athletes. There is top-of-the-line equipment and a unique style of architecture, developed by Glenn Reynolds, AIA, and Larry Perry as the consulting engineer.

The room, which nearly doubles the size of the former Merryman Center facility, also allows the staff to utilize that room for physical therapy, chiropractic care and massage therapy. With its completion, Virginia Tech now has more than 10,000 square feet dedicated to sports medicine, placing Tech in the top five percent nationally. In addition, the \$10 million Merryman Center, a state-of-the-art facility which includes 2,400 square feet of medical space, will supplement the new training room. This treatment room has numerous treatment modalities, including portable X-ray, electric stimulation, ultrasound, hot and cold packs and a lumbar/cervical traction unit. It also has offices for the staff, dozens of training tables,

two cold tubs, whirlpools, an underwater treadmill, a Biodex System 3 and various other pieces of rehabilitation equipment. "We, as a staff, are very pleased with our new facility and the opportunity for all of us to come together for the benefit of our athletes," said Mike Goforth, director of athletic training.

After the sports medicine staff diagnoses and treats an ill or injured athlete, the staff then starts collaborative work with the strength and conditioning staff to give the best injury prevention and performance enhancing programs possible. The training, medical, and strength and conditioning staffs each have a role in bringing the athlete back quickly and ready to play. After an injury, an athlete will go through rehabilitation and physical therapy. Athletes are then moved to weight training, as they become able. The strength and conditioning staff uses specific programs for each injury in an effort to get the athlete back quickly. Prior to return to full participation, the athlete will also complete a series of drills and progressions that are specific to the athlete's position that will help insure that the athlete is ready to return with a greatly reduced risk of re-injury.



The range of benefits that athletes have access to include: custom orthotics, custom mouth guards, specialized DonJoy prophylactic bracing and many other options to help prevent or protect them from injuries. The sports medicine staff also takes great pride in treating the athlete year-round. Special attention is paid to off-season activity. During this time, the staff will analyze past injury data from each participant and construct a preventative program.

"If our strength and conditioning is so important, and it is, then we owe it to our athletes to provide them with the necessary resources to keep them actively participating," Goforth said. "We

basically adopt the attitude that in the winter, our mission is to keep them participating on the basketball court and during the other times of the year, it is our job to keep them participating in our strength and conditioning program."

Their programs consist of strengthening, stretching and most importantly movement pattern analysis and training to help prevent the re-occurrence of injuries.

"We value the off-season greatly within our department," Goforth said. "We have adopted the same mindset as our strength and conditioning staff and look at our off-season time as an opportunity to get our athletes better as opposed

to time off for our staff."

Team orthopaedic surgeons Dr. Marc Siegel, Dr. Scott Urch and Dr. Joe Prudhomme bring a wealth of experience and skills to assist when athletes need orthopaedic surgery to repair certain types of sports-related injuries that occur from time to time.

Tech also maintains a special relationship with Montgomery Regional Hospital. Montgomery Regional Hospital is the choice for state-of-the-art equipment to perform surgeries, diagnostic imaging and processing of laboratory requests.

This year, the sports medicine staff working directly with the Hokies women's basketball team will consist of Megan Rittler, ATC, Delmas Bolin, MD Team Physician, Scott Urch, MD Orthopaedic Surgeon, and Ashley McDaniel, Student Athletic Trainer. Athletes also have the opportunity to see any physician of their choice with-in the sports medicine team.

Over the past 10 years, Virginia Tech has developed the reputation for producing top-level certified athletic trainers. Graduates are now employed in positions across the country at various levels of the profession: Josh Signs (Marshall), Daniel Jarvis (Villanova), Jim Shorten (Appalachian State), Chris Pедуzzi (Philadelphia Eagles), Danny Sterling (UVA Wise), Joe Whitson (Carson Newman College), Jay McCloy (College of Wooster), as well as numerous others who are employed at the high school, collegiate and clinical levels.



*Dr. Gunnar
Brolinson
Team
Physician*

*Dr. Delmas
Bolin
Team
Physician*

*Mike
Goforth
Director of
Athletic Training*


*Dr. Marc
Siegel
Orthopaedic
Surgeon*

*Dr. Michael
Sampson
Assistant
Team Physician*

*Dr. Scott
Urch
Orthopaedic
Surgeon*

*Dr. Joe
Prudhomme
Orthopaedic
Surgeon*

*Dr. Greg
Tilley
Chiropractor*



*Dr. Lawrence
Kyle
Dentist*

*Dr. Steve
Jacobs
Optometrist*

*Kevin
Domboski
Athletic
Trainer*

*Keith
Doolan
Athletic
Trainer*

*Jimmy
Lawrence
Athletic
Trainer*

*Aaron
Gresham
Brace
Consultant*

*Mark
Piechoski
Physical
Therapist*



COMPREHENSIVE WEB SITE IS THE OFFICIAL SOURCE FOR INFORMATION ON VIRGINIA TECH SPORTS

Regardless of where they are, Virginia Tech sports fans have the luxury of getting up-to-date information on their favorite Tech sports or athletes on a daily basis. hokiesports.com is every Tech fan's source for fast, accurate and official coverage of all Hokie sports teams and events.

hokiesports.com is the lead site of five official Virginia Tech Athletics sites. The other four sites are: hokietv.com, hokietickets.com, hokiepages.com and hokieshop.com. There is also a direct link to the popular on-line version of hokiesports the newspaper.

Through the efforts of the sports information department, pre-game releases, game stories and individual features — as well as up-to-date statistics and results for all 21 athletic teams — are posted to hokiesports.com, providing the fastest, most complete source for Hokie news on the Web.

Other offerings include individual home pages for each of Virginia Tech's sports. Breaking news and archived releases about all Tech teams can be found, along with media guides containing player and coaching staff profiles, schedules, records, historical information and other pertinent facts for every sport.

Also, accessible on every sport's home page are the rosters, with links to player bios, schedules and results, as well as conference standings.

The "Coaches Notebook" is updated as the season progresses by the coaches themselves as they choose.

With fast "live stats," fans can view home football, men's and women's basketball, baseball, softball, men's and women's tennis, volleyball and wrestling stats as they happen via the Web.

hokietv.com provides streaming video clips that are exclusive to the site. Coach and player interviews and video coverage of events that are one-of-a-kind are available to site users. hokietv.com will broadcast the weekly Hokie Hotline radio show, and postgame interviews in the live streaming format for the 2004 season. This past season fans could also watch home baseball games on hokietv.com. Online, fans



Peg Morse



Damian Salas

could listen to the live broadcast of all Olympic sports.

hokietickets.com contains links and updates about tickets for Hokie athletics events. The site provides the user with information about season and individual game tickets. Tech fans can now visit this site and have instant access to tickets-online, a ticket renewal system.

The popular hokiepages.com provides the user with great wallpapers to add to their computers, extra photo scrapbooks, weekly polls, on-line greeting cards and many new features

which change every day.

The in-house site was first launched on Nov. 29, 1999, and has provided Hokie fans around the world various news releases, images, movies and in-depth stories. The site also provides links to live broadcasts of men's and women's basketball, as well as football, and occasionally broadcasts Olympic sports special events as well. Since August 2003, hokiesports.com has averaged more than 152,000 unique visitors per month.

The Web site is managed by Peg Morse, director of Internet services, and designed by Damian Salas, webmaster. Student interns and workers assist with the Web site development and video production.

Morse has served the athletics department since 1985 in the area of promotions and marketing until her present position was created in 1999. Salas created the first in-house Web site and maintained it from 1995 to 1998, and became a full-time athletic staff member in January 2000.



HOKIESPORTS THE NEWSPAPER

IN-HOUSE PUBLICATION PROVIDES IN-DEPTH COVERAGE OF THE HOKIES

A lot of new things are taking place in Blacksburg with Tech's entry into the Atlantic Coast Conference. But at least one thing is remaining constant – interesting and accurate information coming from hokiesports the newspaper.

This newspaper has served as the written voice of Virginia Tech's athletics department for the past 21 years. The newspaper, formerly the Hokie Huddler, came about in 1984 when then director of athletics and football coach Bill Dooley wanted an in-house publication devoted to coverage of all of Tech's sports, primarily football. Since then, the newspaper has undergone numerous changes, including a name change and a move to the Internet. But providing accurate, timely and quality information remains the constant for the newspaper staff.

"Being a weekly newspaper, we have some restraints dealing with the postal service," editor Jimmy Robertson said. "But going on-line has helped us overcome some of those and we're always going to be committed to being creative as far as the type of news and features we do for our print version. We want a publication that's both interesting and newsworthy, and to produce that type of publication, we have to be creative and do things differently than a daily newspaper."

During the past 10 years, subscriptions to the publication have soared as Tech fans everywhere crave to read about the success of Virginia Tech athletics and to read the most current information on what's happening within the athletics department.

Today, there are more than 6,300 devoted subscribers to the print version, and almost 200 registered for the on-line version of the paper, which became available to Hokie fans in the fall of 2000. The on-line version of the publication is entering its fifth year and has started to become a popular way to gain valuable information about Virginia Tech athletics.

"It enables people who live far away to get the information immediately rather than having to wait seven to 10 days," Robertson said. "Plus, we do a lot of writing for the athletics department Web site, hokiesports.com. We see this as a good way to cross-promote both the Web site and the newspaper, while continuing to provide information that fans want."

hokiesports the newspaper is updated every week from late August through March on-line (bi-monthly in the spring) by the staff so news can get to Hokie fans as it happens.

"I hope that more fans will take advantage of the on-line version of the publication because the Internet is the wave of the future," Robertson said. "It's cheaper, too, which is another plus for fans."

The print version of the newspaper is a colorful publication that is printed 33 times per year — weekly during football and basketball seasons and bi-monthly during the spring. The newspaper consists of the ever-popular "Inside Tech Sports" section, which is a page of short blurbs of interesting "inside" information — things one won't get anywhere else. With hokiesports the newspaper being owned by the athletics department, it allows the staff to be closer to coaches and players to get that inside information. Most sports publications of this kind are independent of their school's athletics departments.

hokiesports the newspaper also consists of columns by Robertson, Bill Roth, the Voice of the Hokies, and assistant editor Matt Spiers. Robertson focuses more on Tech, while Roth devotes more attention to ACC news. Spiers handles the layout and design of the publication and also covers women's basketball and writes features. Veteran photographer David Knachel, who began working on the paper in 1985, takes the photos and designs the cover for each issue.

The up-to-date news provided in the paper is primarily on football, men's and women's basketball and baseball. Fans can get the depth chart (during the football season), features on players and former athletes (the 'Where are They Now?' section), statistics and standings, notes and quotes and recruiting profiles on football, men's and women's basketball recruits, along with information about other sports recruits as well.

Robertson will be entering his ninth year as the editor of the newspaper.

Doug Waters served as the first editor in 1984-85 and then Chris Colston handled the duties for the next 11 years. Colston resigned in 1996 to take a job with Baseball Weekly (now Sports Weekly), leaving the job in the hands of Robertson.

Since then, Tech has entered into the BIG EAST for all sports, gone to bowl games every year, played for the national championship and sent off a second Hokie as the first pick in the NFL Draft. Now, by entering the ACC for all sports, the entire program has a bright future — which allows no limitations to hokiesports the newspaper and its potential.

For the printed version, a one-year subscription costs \$37.95, while a two-year subscription costs \$69.95. For an additional \$12 per year, fans who subscribe to the print version can access the on-line version. Or, for \$25 annually, fans who don't subscribe to the print version can view the entire newspaper via the Internet. Also, newspapers are available on newsstands at certain convenience stores through the Blacksburg-Christiansburg area. For additional subscription information, call the hokiesports the newspaper office at (540) 231-3908, or visit the Web site at www.hokiesports.com.



Matt Spiers



Jimmy Robertson



THE HOKIE CLUB

The 2003-2004 year was a great success with another record-setting performance for the Virginia Tech Athletic Fund, commonly referred to as the Hokie Club. Enthusiastic and supportive Hokie Club members helped the Hokie Club raise a record total of over \$18.5 million to support the scholarship and capital needs of the Athletics Department.

The Hokie Club is charged with raising funds to support the scholarship, capital and programmatic needs of the Athletics Department. Donors make gifts in outright forms such as cash, real estate, securities, gifts in kind or corporate matching programs. Planned or deferred gifts such as a will, living trust, life income trust, retirement plans, life insurance or charitable lead trusts are also accepted.

"Moving into the Atlantic Coast Conference will continue to add to the excitement surrounding Virginia Tech athletics," said Lu Merritt, Director of Development for Intercollegiate Athletics.

Merritt has served as Director of the Athletic Fund since 1994. He came to Virginia Tech after a 23-year career in banking. A 1968 graduate of Tech, he received his degree in business administration with a major in management. While at Tech, he was a member of the tennis team, serving as captain in 1967. Following graduation, Merritt served in the U.S. Army including a tour of duty in Vietnam.

John Moody, Associate Director of Development, focuses on major gift fundraising and special projects. A former football player at Tech, Moody has worked in the Hokie Club for 32 years.

David Everett, Director of Major Gifts, serves the Richmond area in addition to his major gift responsibilities. Everett was a member of the Hokies' 1986 Peach Bowl Championship team.

Terry Bolt, Director of Development for Special Events and the Athletic Annual Fund, serves the Tidewater areas of Virginia, while also overseeing the planning and direction of the Annual Fund.

Brian Thornburg, Assistant Director of Development, serves southwest and central Virginia as well as the areas of North Carolina, South Carolina, Tennessee, and Georgia while assisting with the annual fund.

Sharon Linkous manages all member gifts, records, and benefits for Hokie Club members as well as working closely with the Hokie Representative program. Vicky Moore handles gift entry and membership records for Hokie Club members. Diana Fain manages the budget process and produces all meeting notices for the Hokie Clubs. Jane Broadwater serves as executive secretary for the office. Nancy Gabbard works part-time in the office, bringing additional experience to the team.

The Athletic Fund is proud of its volunteers who help ensure that 65 Hokie



The Hokie Club staff: (L-R) Lu Merritt, John Moody, Brian Thornburg, Terry Bolt, David Everett, Brandy Bratton, Diana Fain, Sharon Linkous, Jane Broadwater, Vicky Moore and Tommy Graham (not pictured is Nancy Gabbard).

Clubs throughout Virginia, West Virginia, Maryland, North and South Carolina, Delaware, New Jersey, Georgia, Pennsylvania and Tennessee continue in their active efforts to support and promote athletics at Virginia Tech. Along with bus trips, game-watching parties and other social events, Tech alumni, fans and friends gather to cheer on the Hokies.

John Clary of Lawrenceville, Va., is the current president of the Virginia Tech Athletic Fund and Renny Lynch of Roanoke, Va., is the vice president.

THE HOKIE HARDWOOD CLUB



The Hokie Hardwood Club, formerly known as the Diamond Club, has been in existence for more than 20 years. The mission of the Hokie Hardwood Club is to increase public awareness of the Virginia Tech Women's Basketball Program, to raise the level of community support for all aspects of the program, and to provide the level of spirit and resources required for a program of national prominence. The club conducts fundraisers during the year in support of the women's basketball program. Fundraising efforts helped with some of the team's expenses on its summer of 2000 trip to Europe, as well as the recently completed trip this past summer to Australia. Members of the Hokie Hardwood Club travel to several away games each season.



SPREADING THE NEWS

VIRGINIA TECH USES VARIOUS MEANS AND ALL THE LATEST TECHNOLOGY TO COMMUNICATE THE HOKIES' SUCCESS

The athletics department disseminates information directly to the public through its Web site, hokiesports.com, and its official publication, hokiesports.com the newspaper.

Media coverage of the Hokies will continue to grow with Tech's entrance into the ACC.

Tech utilizes the finest state-of-the-art equipment to provide HokieVision, the in-house video boards, that are enjoyed by players and fans alike.

All of Virginia Tech's basketball games are broadcast on the radio and the Internet, with Tony Luftman calling the action.

The Sports Information office helps facilitate media coverage of the Hokies, with assistant SID Torye Hurst coordinating interviews and information and assistant SID David Knachel providing images and producing publications.

MEET THE COACHES



MEET THE COACHES

*An energetic coaching staff
will look to continue the
Virginia Tech success story*

INSIDE THIS SECTION

Coach Beth Dunkenberger	68-69
A Talk with Beth.	70-71
Dunkenberger's Records vs. All Opponents	71
Assistant Coach Shellie Greenman	72
Assistant Coach Bobbie Kelsey	73
Assistant Coach Stacy Cantley	74
Dir. of Basketball Operations Jill Jameson	75
Women's Basketball Support Personnel	75



HEAD WOMEN'S BASKETBALL COACH

BETH DUNKENBERGER

Beth Dunkenberger was named the fifth head women's basketball coach at Virginia Tech on April 6, 2004.

"I believe Beth Dunkenberger is the right person to lead the Virginia Tech women's basketball program into the Atlantic Coast Conference,"

Virginia Tech Director of Athletics Jim Weaver said. "She is a personable and energetic young woman who is committed to building upon the momentum Virginia Tech has in place in women's basketball."

Dunkenberger comes to Blacksburg after guiding Western Carolina to a 65-50 record, including a 14-17 mark last season when the sixth-seeded Catamounts won three games to advance to the Southern Conference Tournament finals. The program had only won a total of four tournament games in its 20 years in the Southern Conference prior to last season's historic run in the event.

The Catamounts came up with huge wins during the 2002-03 season, including a 73-69 victory over Chattanooga on the road and clinching second place in the SoCon heading into the league tournament with a 64-54 win over UNC Greensboro.

Dunkenberger's efforts earned her 2002-03 Southern Conference Coach of the Year honors as the Catamounts finished the season with a 21-7 record, the program's best since beginning NCAA Division I competition in 1981-82. It was the first time a WCU women's basketball coach had received the recognition.

In Dunkenberger's first season (2000-01), the Cats posted a 13-15 record, marking the program's most wins in 12 seasons. She backed that up with a 17-11 scoresheet in the 2001-02 season. Dunkenberger reached 50 wins faster than any other head coach in the program's history.

Not only have her teams been successful, but her student-athletes themselves garnered several awards and recognition during the Dunkenberger era at Western Carolina. Last season, Tiffany Hamm was named to the SoCon All-Conference team after being voted the 2002-03 Player of the Year by the SoCon Sports Media Association. Hamm also earned 2002-03 all-conference honors along with teammate Jennifer Gardner, while Erin May graced the 2003-04 all-freshman team. May's selection marked the fourth consecutive year a WCU athlete was represented on the all-rookie list.

In addition to the athletic honors, Yoneko Allen was named to the 2004 Verizon Academic All-America third team after being named to the All-District III team for the third consecutive season. She is also a two-time Arthur Ashe, Jr., Sports Scholar along with teammate Christy Blackwell who received the honor in the 2002-03 season. Laura Echols racked up quite a number of honors in her last two seasons under Dunkenberger's tutelage. Echols was named to the 2001 and 2002 Verizon Academic All-District III teams, the





2001 and 2002 all-conference teams and a SoCon Player of the Week three times.

Other Catamounts receiving honors under Dunkenberger's guidance include 2001 conference freshman of the year Tiffany Hamm, who was the SoCon rookie leading scorer that year with 12.0 ppg; Ki-Ki Glass, who was named to the 2002 SoCon All-Freshman team; Jennifer Gardner, who was named a SoCon Player of the Week in 2002; and Yoneko Allen, who was named to the 2002 Verizon Academic All-District III second team, an Arthur Ashe, Jr., Sports Scholar and Western Carolina's 2002 Female Scholar Athlete of the Year.

Dunkenberger's emphasis on the importance of academics is easily recognized. Her 2000-01 squad finished in the top 25 in the nation for women's basketball programs academically, ranking sixth with an overall team GPA of 3.313.

During Dunkenberger's three-year tenure as an assistant coach, the last as recruiting coordinator, at the University of Florida, she helped the Gators to a 63-36 overall record. The Lady Gators advanced to postseason play all three years she was there, with the 1997-98 team making an appearance in the Sweet Sixteen. While in Gainesville, Dunkenberger had the opportunity to coach five players who are currently, or were previously, on rosters in the WNBA.

Dunkenberger is no stranger to the Virginia Tech women's basketball program, having served on Carol Alfano's staff for nine years, from 1988 to 1997. She worked as a graduate assistant for two years before being promoted to a full-time assistant position. She helped lead the Hokies to the 1994 and 1995 NCAA Tournaments, the first two appearances in school history. Dunkenberger not only helped lead Tech to two NCAA Tournaments, but also to the Metro Conference Tournament championship in 1994 and the Metro Conference regular season championship in 1995. She served three years as recruiting coordinator and was responsible for signing Tere Williams, the first *Parade* All-American in the school's history. In addition, Dunkenberger assisted in recruiting seven members of the Tech 1,000-point club and four of the top six scorers in the program's history.

Dunkenberger was valedictorian at Shawsville High School and graduated cum laude from Randolph-Macon College with a Bachelor of Science degree in mathematics in 1988. She was named academic all-district as well as all-conference. She continued her education by earning a Master of Science degree in education at Virginia Tech in 1990. Dunkenberger also served as the commencement speaker at both her high school and her undergraduate graduation ceremonies. A native of Shawsville, Va., she is the daughter of Tom and Rebecca Dunkenberger.

PERSONAL

Birthplace: Roanoke, Va.
Hometown: Shawsville, Va.

EDUCATION

Virginia Tech (Blacksburg, Va.)
M.S. Education- Sports Management 1988-90
Randolph-Macon (Ashland, Va.) 1984-88
B.S. Mathematics

PLAYING CAREER

Randolph-Macon 1984-88
All-conference selection
Academic District All-American
Top student-athlete in 1988

COACHING CAREER

Virginia Tech: Graduate Assistant 1988-90
Assistant Coach 1990-97
Metro Conference tournament title 1993-94
NCAA first round 1993-94
Metro Conference regular season title 1994-95
NCAA second round 1994-95
Florida: Assistant Coach 1997-00
NCAA Sweet 16 1997-98
NCAA Tournament 1998-99
NIT Championship Runner-up 1999-00
Western Carolina: Head Coach 2000-04
Southern Conference Coach of the Year 2002-03
Most victories in school history 2002-03
Southern Conference tournament runner-up 2003-04



A TALK WITH BETH

Why did you decide to return to Blacksburg and Virginia Tech?

This is an opportunity of a lifetime and is my dream job for a number of reasons. First, I believe in Virginia Tech and the academic opportunities it provides to young people. Secondly, we are in the ACC, which I consider the best league for women's basketball in the nation. Frank Beamer has been able to build a football program that is annually among the nation's elite, and a program that has competed in the national championship game. I believe if our football program can do it, then so can the women's basketball program. And finally, this is home for me and my entire family lives within twenty minutes of the campus. This is an opportunity for me to share what I love, with a school that I love, with the people that mean the most to me, which is my family.

How has Virginia Tech changed in the eight years you have been away?

Most notably we are now in the ACC, which is an incredible recruiting advantage. Every young player in the country probably dreams of playing in the ACC and now they can make that dream come true at Virginia Tech. Also, I think Jim Weaver (Director of Athletics) has done an unbelievable job of updating, building and renovating our facilities. Cassell Coliseum has always been a magical place, but he has given it a much-needed facelift. The recent improvements to the football stadium, the track & field complex, and the softball and baseball stadiums are examples of how the money that is coming into the athletic program is being invested in our facilities. All of these improvements continue to make Virginia Tech a great place to be a student-athlete.

Ieva Kublina, the third leading scorer and all-time blocked shots leader has graduated. What are your plans on filling this large void at both ends of the floor?

We are not going to look for one person to replace Ieva because obviously that would be very difficult to accomplish and would place an enormous amount of pressure on one person. As a group, we have twelve peo-



ple that cumulatively can fill those shoes. We are fortunate in that we have players with experience returning who will help replace what we have lost.

Four starters return from a team which won 23 games and advanced to the NCAA Second Round. What are your observations of the returnees and how they will handle the high expectations?

I think what this team has going for it is that it is a very fundamental group. The players have learned a tremendous amount in their time here at Virginia Tech, as well as being well-coached in high school and being very competitive. They know what is expected of them and have high expectations of themselves, to go along with a great work ethic. Those are the qualities you need to build a championship caliber team.

What style of play can we expect to see this season?

I believe we have players capable of an up-tempo style of play. I think you will see a team that can get up and down the court,

mix things up defensively, and execute in the half-court set when called upon.

How do you plan on increasing production and building depth on the bench?

Obviously, if we are going to play up-tempo, we will need contributions from more than just five people. Typically, I like to give opportunities to people that earn it in practice. When we recruit players to Virginia Tech, we want them to come in and contribute, not just sit and watch. So, as we play an up-tempo style, more people will have an opportunity to play.

What do you think about the incoming recruiting class?


I think this class is a good mix. They bring some outside shooting which will fill a void in that area and also we have some players that can help score in the paint to score and rebound. Christy Marrone and Brittany Cook will certainly help us improve our perimeter shooting and the experience Roshana Jackson has from junior college will definitely be an asset on the inside.

What does the affiliation with the ACC mean for the women's basketball program?

Being a member of the ACC allows us to recruit primarily in a region where we will actually play most of our games. We will play in a region that includes Virginia Tech and I think you will see us build rivalries with teams that we have not traditionally played as part of our non-conference schedule. Certainly we have always played Virginia, but I look forward to building rivalries with other ACC members. The move will be great for our fans, exciting for our recruits, and our team is looking forward to competing in this league.

A tough schedule awaits the Hokies again this year, including three tournaments. What advantage is there to playing in-season tournaments?

Basketball is a sport with a season that is always highlighted and capped-off with tournaments at the end of the year. Our



Dunkenberger (left) with two WNBA players who she coached, Brandi McCain (left) and Tiffany Travis (right) along with assistant coach Bobbie Kelsey.



Beth Dunkenberger coached Tonya Washington (left), Murriel Page (center) and Tamara Stocks (right) who went on to WNBA careers.

goals are to win the ACC Tournament and eventually the NCAA Championship. Playing in three tournaments this year gives us the opportunity to compete on consecutive days and for a championship title. I think that experience will really help prepare us for the ACC Tournament in Greensboro and hopefully for the NCAA Tournament. It will be exciting for us to match up against some of the best teams in the country before March Madness rolls around.

Even though the team is experienced, Erin Gibson is the lone senior. How will she handle the responsibilities of leading this team?

I think Erin is an excellent leader, especially since she leads by example. She does all of the little things that make good teams great. Erin is also fortunate to have an excellent junior class that works hard, and knows how to do things the right way. She has a veteran team to help her in her leadership efforts. This team will strive to send Erin out with the best senior year that anyone can have because they have so much respect and admiration for how hard she works.

Finally, the team toured Australia in August. What are the advantages to taking the foreign tours?

The tour presented our players with the excellent

opportunity to see the world. Not only did we strive to compete and win our basketball games, but also tried to have our players experience things that they may not have ever had the opportunity to see or experience, and may never again. We tried to make it educational as well as attempting to win some basketball games. With a veteran team returning and a new coaching staff, the Australia tour could not have come at a more opportune time. Those contests gave us the opportunity to practice and play in some games before the regular season rolls around. The players had the luxury of playing and not worrying about how it will affect our record. It gave them a chance to get to know us and our system in what amounted to almost

DUNKENBERGER'S RECORD VS. ALL OPPONENTS

Opponent	Record	Streak	Last Meeting	Opponent	Record	Streak	Last Meeting
Alabama	0-0		First Meeting	Liberty	0-0		First Meeting
Appalachian State	6-2	Lost 1	L, 64-72, Feb. 28, 2004	Maryland	0-0		First Meeting
Arkansas State	0-0		First Meeting	Miami (Fla.)	0-0		First Meeting
Bethune-Cookman	1-0	Won 1	W, 65-52, Nov. 16, 2001	Minnesota	0-0		First Meeting
Campbell	3-1	Won 3	W, 56-43, Nov. 21, 2003	North Carolina	0-1	Lost 1	W, 44-100, Nov. 20, 2001
Central Florida	1-0	Won 1	W, 77-74, Nov. 17, 2001	North Carolina State	0-0		First Meeting
Chattanooga	1-8	Lost 3	L, 66-75, Mar. 5, 2004	Old Dominion	0-0		First Meeting
Clemson	0-1	Lost 1	L, 71-80, Dec. 4, 2003	Radford	2-0	Won 2	W, 78-68, Dec. 7, 2002
Coastal Carolina	1-0	Won 1	W, 69-51, Nov. 25, 2000	Richmond	0-0		First Meeting
College of Charleston	7-1	Won 5	W, 74-58, Jan. 31, 2004	St. Francis (Pa.)	0-0		First Meeting
Davidson	7-3	Won 3	W, 66-58, Mar. 4, 2004	St. Mary's (Calif.)	1-0	Won 1	W, 70-67, Nov. 29, 2002
Denver	0-1	Lost 1	L, 64-65, Nov. 28, 2003	Savannah State	2-0	Won 2	W, 71-56, Dec. 9, 2002
Duke	0-0		First Meeting	Southern Mississippi	0-0		First Meeting
East Tennessee State	3-5	Lost 2	L, 73-78, Feb. 9, 2004	Tennessee State	1-0	Won 1	W, 67-59, Nov. 29, 2001
Eastern Kentucky	0-1	Lost 1	L, 71-93, Dec. 17, 2003	Texas Tech	0-0		First Meeting
Elon	1-2	Lost 2	L, 45-57, Feb. 17, 2004	UNC Asheville	3-1	Lost 1	L, 41-51, Dec. 6, 2003
Florida State	0-0		First Meeting	UNC Greensboro	4-4	Won 1	W, 66-44, Feb. 14, 2004
Fordham	0-0		First Meeting	UNC Wilmington	0-1	Lost 1	L, 68-75, Dec. 3, 2000
Furman	5-6	Won 2	W, 75-66, Mar. 5, 2004	Valparaiso	0-0		First Meeting
Gardner Webb	2-0	Won 2	W, 85-62, Nov. 22, 2002	Virginia	0-0		First Meeting
Georgia Southern	4-4	Won 1	W, 65-57, Jan. 24, 2004	Wake Forest	0-0		First Meeting
Georgia State	0-1	Lost 1	L, 65-76, Jan. 11, 2001	Western Michigan	0-0		First Meeting
Georgia Tech	0-0		First Meeting				
High Point	1-1	Lost 1	L, 49-56, Nov. 25, 2003				
James Madison	0-0		First Meeting				

Bold indicates 2004-05 opponents
(previous results from Western Carolina)



SHELLIE GREENMAN

ASSISTANT COACH • RECRUITING COORDINATOR

PERSONAL

Birthplace: Asheville, N.C.
Hometown: Blacksburg, Va.

EDUCATION

Virginia Tech (Blacksburg, Va.)
M.S. Education - Health and PE, 1988-90
Emory & Henry (Emory, Va.), 1984-88
B.S. Physical Education

PLAYING CAREER

Emory & Henry, 1984-88
1988 ODAC regular and tournament champs
1988 ODAC All-tournament team

COACHING CAREER

Virginia Tech: Volunteer Asst. Coach, 1988-90
Restricted Earnings Coach, 1990-93
Western Carolina: Asst. Coach, 1993-96
Tenn.-Chattanooga: Asst. Coach, 1996-98
Miami University: Asst. Coach, 1998-00
Western Carolina: Assoc. Head Coach, 2000-04
Most Victories in School History (21), 2002-03
Southern Conference tournament runner-up, 2003-04

Shellie Greenman returns to the Virginia Tech staff after serving on Beth Dunkenberger's staff as associate head coach and recruiting coordinator at Western Carolina. Greenman previously served on Carol Alfano's Virginia Tech staff from 1988-93.

As the recruiting coordinator for Western Carolina, Greenman organized all recruiting efforts. She continues those duties at Tech, and is also responsible for coaching the guards and working with the offense.

"Shellie has been instrumental in finding the right players to help us build a championship program," Dunkenberger said. "It takes more than just talented athletes to win. We need players who are dedicated and hard working, who are competitive, who put our team first and who are also good people. Shellie searches far and wide to find those special people."

Greenman has been coaching at the Division I level for 15 years. She worked previously at Western Carolina under Head Coach Gary Peters from 1993-96. Greenman has also completed stints at Miami University (Ohio) and Tennessee-Chattanooga. She has the impressive distinction of having recruited a player who was named the Conference Rookie of the Year at each of the three schools.

Greenman earned her Bachelor's degree in 1988 from Emory and Henry College and went on to earn



her Master's in 1990 at Virginia Tech. At the start of her career, Greenman worked as an assistant coach with Dunkenberger for five years at Virginia Tech. A four-year letterwinner in basketball at Emory and Henry, Greenman led her team to the ODAC Conference championship in 1988 as she was named to the all-tournament team. The daughter of Bill and Joan Greenman, she originally hails from Blacksburg, Va. In her spare time, she enjoys playing with her nephews, Austin and Jake.

A FEW MOMENTS WITH SHELLIE GREENMAN:

How has the recruiting process changed in your 15 years as a collegiate coach?

I think the biggest difference in recruiting now is that the process starts much earlier and decisions are being made by the prospective student-athletes much earlier. We will watch the development of a prospect usually from their freshman year on. Prospects will make unofficial visits as early as their freshman or sophomore years and it seems now that a lot of the top prospects are already making commitments by their junior year. Previously, in the fall of the prospect's senior year we would make a home visit and then the official visit would follow. Now, most kids have already visited campus unofficially and they might not even need a home visit or an official visit before they make their decision. Competition for the top prospects is as strong as

ever, especially when you compete in a conference like the ACC. However, I also think that the pool of talent has grown tremendously over the years as the popularity and exposure of the sport has grown.

What is it about Blacksburg and Virginia Tech that made you decide to return to the area?

Returning back to Blacksburg and Virginia Tech for me is a dream come true! Growing up here was wonderful. I love the feel and comfort of a college town. I grew up a Hokie and have always followed all the programs here, even while I was gone. Having the opportunity to return to the place where I grew up and coach at my alma mater is a once in a lifetime opportunity and then to throw in the fact that this school is finally in the ACC where it belongs ... it just doesn't get any better!



BOBBIE KELSEY

ASSISTANT COACH



PERSONAL

Birthplace: Pontiac, Mich.

Hometown: Decatur, Ga.

EDUCATION

Stanford (Stanford, Calif.), 1991-96

B.A. Communication

PLAYING CAREER

Stanford, National Champions, 1991-92

1992, '95, '96 Final Fours

1993, '94 Regional Semifinals

Four Pac-10 Championships

1994-95 & 95-96 Co-captain

1992 & '96 Team Most Inspirational Player

Team Most Improved Player, 1993-94

Atlanta Glory (ABL), 1997-98 Practice player

COACHING CAREER

Boise State: Asst. Coach, 1996-97

Florida: Asst. Coach, 1998-00

NCAA Tournament, 1998-99

WNIT Runner-up, 1999-00

Evansville: Asst. Coach, 2000-02

Western Carolina: Asst. Coach, 2002-04

Most Victories in School History (21),

2002-03

Southern Conference tournament

runner-up, 2003-04

Bobbie Kelsey, a native of Decatur, Ga., is in her third year on Beth Dunkenberger's staff.

As a player, Kelsey had an outstanding collegiate career at Stanford University. She helped the Cardinal to three Final Four appearances in five years and was a member of the 1992 National Championship team. Kelsey was a team co-captain in 1995 and 1996, voted the team's most inspirational player in 1992 and 1996, and named the team's most improved player in 1993. She earned her B.A. in communication from Stanford in 1996.

While at Western Carolina, Kelsey coached the post players and assisted with recruiting and camps. She coached 2002-03 SoCon Player of the Year Tiffany Hamm as well as Jennifer Gardner, the league's most accurate shooter that same year, making over 51 percent of her shots.

Kelsey spent the 2000-02 seasons as the top assistant and recruiting coordinator for the University of Evansville. Prior to her stint with the Aces, she was an assistant coach at the University of Florida for two seasons where she was responsible for film exchange, scouting and coaching the posts. Kelsey helped the Lady Gators to back-to-back post-season appearances, including an NCAA Tournament trip in 1999 and a trip to the WNIT Championship game in 2000.

Prior to her tenure at Florida, Kelsey served as a practice player for the Atlanta Glory of the American Basketball League for one year and as an assistant at Boise State University for one season.

"We are extremely pleased to have Bobbie here with us," said Dunkenberger. "I had the opportunity to work

with her at Florida for two years and know that she brings a strong competitive attitude to our program. Having played in three Final Fours and been a part of a National Championship team at Stanford, she brings a wealth of successful experience to our team."

Born in Pontiac, Mich., Bobbie is the daughter of Melvin and Janice Kelsey.



A FEW MOMENTS WITH BOBBIE KELSEY:

What are the key attributes to your success as both a player and a coach?

Communication, trust, and honesty. I have never gone wrong when I have followed these three elements. Most people want to feel valued and appreciated. I have found that if you communicate, making sure that others know where you are coming from, it makes things a whole lot easier. As a player, I was co-captain of my team during my junior and senior years. I do not think that was just because I was popular. My coaches and teammates saw my leadership abilities and asked me if I would be a captain. I was by no means the most talented player on the team but I could always get the best out of those around me. My teammates trusted me and respected my honesty with them. It is the same thing as a coach. Your players have to feel like they can talk to you honestly. They have to trust you in order for you to get the most out of them as players. Relationships are built on these three elements, plain and simple.

How have your successful experiences as a player at Stanford helped you as a collegiate coach?

The experience as a player at Stanford has helped me form my philosophy as a coach. Being able to participate on a National Championship team, as well as being coached by 1996 Olympic coach Tara Vanderveer, taught me that you cannot be a leader and win any popularity contests. Stanford taught me that if you want something bad enough working hard is the only way to get it. My teammates and I understood that from day one. Coach Vanderveer did not have to scream and yell to get our attention. The work ethic was passed down through each class. We all understood what we wanted to accomplish — a national championship. As a coach, experience is the best teacher. I hope to pass on to the student-athletes here at Virginia Tech the devotion, discipline, mental toughness, and sacrifice it takes to reach the top of the mountain. It is not easy, but then again, nothing worth having ever is.



STACY CANTLEY

ASSISTANT COACH

PERSONAL

Birthplace: Beckley, W.Va.

Hometown: Beckley, W.Va.

EDUCATION

UNC Wilmington (Wilmington, N.C.)

B.A. Physical Education

PLAYING CAREER

UNC Wilmington,

Top 10 career rebounds

Four-year letterwinner

COACHING CAREER

UNC Wilmington: Student Coach, 1998-99

Restricted Earnings Coach, 1999-00

Asst. Coach, 2000-01

Western Carolina: Assistant Coach, 2001-04

Most Victories in School History (21), 2002-03

Southern Conference tournament

runner-up, 2003-04



Stacy Cantley begins her sixth season as a collegiate coach and fourth on head coach Beth Dunkenberg's staff. She also oversees all conditioning programs for the team.

Prior to joining Dunkenberg's staff at WCU, Cantley was an assistant coach at the University of North Carolina at Wilmington for three seasons. While at Wilmington, Cantley scouted, produced highlight tapes and coordinated scheduling for the team. She also developed the perimeter and post players. Cantley has been a member of the Women's Basketball Coaches

Association since 1999.

"We are very excited to have someone with Stacy's experience on our staff," stated Dunkenberg. "She is a tireless worker who is a huge asset to our program."

Cantley earned her Bachelor's degree in physical education in 1999 from UNC Wilmington, where she was a four-year letterwinner in basketball. Cantley finished her career at Wilmington on the school's top 10 all-time list in rebounds.

Born in Beckley, W.Va., Stacy is the daughter of Larry and Patricia Cantley.



A FEW MOMENTS WITH STACY CANTLEY:

How has the game changed since you were a player?

I think the biggest change is that players seem to be faster and stronger coming out of high school. We never focused on weightlifting during my high school years and I think more and more schools are including strength workouts in their program. As a result, players are stronger and faster early in their college career and have made the pace of the game a lot quicker.

What attributes does a player have to develop to become a good rebounder?

Good instincts and technique are very important in rebounding, but I think you have to have the desire — a "hunger" for the ball — to be a great rebounder. The one attribute that is very important in every aspect of the game, but crucial to rebounding, is strength. Strength in both the upper and lower body is probably the easiest attribute to develop to help become a great rebounder.

JILL JAMESON

DIRECTOR OF BASKETBALL OPERATIONS



PERSONAL

Birthplace: Tell City, Ind.
Hometown: North Vernon, Ind.

EDUCATION

Virginia Tech (Blacksburg, Va.), 1993-95
M.S. Education
Northern Iowa (Cedar Falls, Iowa), 1988-93
B.S. Physical Education

PLAYING CAREER

Northern Iowa, 1988-92
Four-year letterwinner
Three-year starter

Athletes in Action

Member of Australia tour team

COACHING CAREER

Virginia Tech: Assistant Coach, 1995-97
Graduate Assistant, 1993-95
Metro Conference tournament title, 1993-94
NCAA first round, 1993-94
Metro Conference regular season title, 1994-95
NCAA second round, 1994-95

Francis Marion: Assistant Coach, 1997-98
Division II Final Four, 1997-98
Peach Belt Athletic Conf. Champions, 1997-98
Peach Belt Athletic Conf. Tourn. Champs, 1997-98

Tenn-Chattanooga: Assistant Coach, 1998-01
2001 Southern Conf. reg. season co-champs
2001 Southern Conf. tournament champs
2001 NCAA Tournament
2000 Southern Conf. regular season champs
2000 WNIT First Round

Marquette: Assistant Coach, 2001-04
2004 NCAA Second Round
2003 WNIT Second Round

Jill Jameson joins the women's basketball staff this year in the position of director of basketball operations.

"We are thrilled to have Jill back on the staff at Virginia Tech," said Dunkenberger. "Jill is a graduate of Virginia Tech and was an assistant coach when we won the program's first conference regular season and tournament titles and advanced into the NCAA Tournament. Her 11 years of college coaching experience will be a tremendous asset to the program."

Jameson earned a Master of Science degree in education from Virginia Tech in 1995 and returns to Blacksburg, Va., after serving as assistant women's basketball coach at Marquette University for the past three years. At Marquette, Jameson served as recruiting coordinator, assisted with on-court coaching specializing in the development of the guards, assisted in film evaluation and scouting, and organized the marketing and promotions for the women's basketball program.

Prior to her time at Marquette, Jameson was an assistant at Tennessee-Chattanooga (1998-2001) where she helped the program capture two Southern Conference regular season championships (2000, '01), the 2001 SoCon tournament title, an appearance in the 2001 NCAA Tournament, as well as the 2000 WNIT Second Round.

Jameson was assistant coach and recruiting coordinator at Francis Marion (1997-98), which won the 1998 Peach Belt Athletic Conference tournament title and advanced to the NCAA Division II Final Four. She began her coaching career at Virginia Tech (1993-97) as



an assistant coach after receiving a Bachelor of Science degree from Northern Iowa. While on the Tech staff, Jameson assisted with all aspects of the program both on and off the court.

In the Director of Basketball Operations position at Virginia Tech, Jameson will coordinate team travel, serve as a liaison with the Hardwood Club including the Annual Women's Basketball Auction, coordinate film exchange and community service work for the team and will be the director of women's basketball summer camps. Born in Tell City, Ind., Jill is the daughter of John and Joyce Jameson.

A FEW MOMENTS WITH JILL JAMESON:

Which aspect of the position do you most enjoy?

I enjoy working with people and I'm excited about getting involved with the Hardwood Club, the Hokie Hoop Troop, and getting the team active in various community relations. We have an incredible group of young ladies and the opportunity to travel and spend time with the team is something I'm looking forward to.

What attracted you to Virginia Tech?

Virginia Tech has a beautiful campus and is surrounded by the Blue Ridge mountains, but what makes Tech special is the people. The camaraderie between the rest of the coaches and teams make it a fun and enjoyable atmosphere to be around. I am extremely thankful to be able to come back to the place where I started coaching and have the opportunity to work with Beth and the rest of the staff.

WOMEN'S BASKETBALL SUPPORT PERSONNEL



Megan Rittler
Athletic Trainer



Torye Hurst
Sports Information



Dianne Santolla
Secretary



LaShawn Weston
Manager



Kelli Day
Manager



Lindsey Nelson
Manager

MEET THE HOKIES

Family is one of the most important components of a person's life. At Virginia Tech, the women's basketball staff believes in creating a family atmosphere within the team.



MEET THE HOKIES



INSIDE THIS SECTION

Erin Gibson	78-79
Dawn Chriss	80-81
Megan Finnerty	82-83
Kerri Gardin	84-85
Carrie Mason	86-87
Fran Recchia	88-89
Britney Anderson	90-91
Kirby Copeland	92-93
Nare Diawara	94-95
Brittany Cook	96
Roshana Jackson	97
Christie Marrone	98
Rayna DuBose	99



ERIN GIBSON

54

6-2 • SENIOR • FORWARD/CENTER
GALAX, VA. • CARROLL COUNTY H.S.

Named to the 2004 Academic All-America District III University Division Second Team ... First on the team in rebounding and field goal percentage, third in blocks and fourth in scoring ... Ninth in the BIG EAST in rebounding ... Named the 2002 Lady Luck Classic Most Valuable Player ... Scored a career-high 24 points against Radford (12/31/02) ... Had a career-high 16 rebounds against Furman in the

first round of the Lady Luck Classic (12/28/03) ... Twice named to the BIG EAST Academic All-star team ... Named to the Lady Luck Classic All-tournament team.

2003-04: Had 15 points and 12 rebounds against WBC Ilirija ... Scored 14 points with 10 rebounds vs. Miami of Ohio (11/21/03) ... Had six points and six rebounds at Virginia (11/23/03) ... Led team with 14 points, four rebounds and three blocks against Iowa State (11/28/03) ... Had eight points and 11 rebounds vs. Mississippi State in the Paradise Jam championship game (11/29/03) ... Scored 20 points with nine rebounds, two blocks, two steals and an assist against Old Dominion (12/03/03) ... Had 13 points and 12 rebounds at Alabama (12/7/03) ... Scored six points with five rebounds versus Maryland (12/13/03) ... Registered



ERIN'S CAREER HIGHS

Points	24 vs. Radford, 12/31/02
FG Attempted.....	16 at Georgetown, 1/12/02
FG Made.....	12 vs. Radford, 12/31/02
3PT FG Attempted	1 vs. Rutgers, 1/22/03
3PT FG Made	0
FT Attempted.....	14 vs. James Madison, 12/7/02
FT Made	8 (two times)
Rebounds.....	16 vs. Furman, 12/28/03
Assists	3 vs. Connecticut, 3/10/03
Blocks.....	3 (five times)
Steals	4 at Miami (Fla.), 1/28/03

a double-double with 15 points and 12 rebounds at James Madison (12/21/03) ... Had a double-double with 14 points and a career-high 16 rebounds against Furman (12/28/03) ... Recorded third straight double-double with 13 points and 10 rebounds against Wake Forest (12/29/03) ... Scored eight points versus Liberty (1/2/04) ... Had four points and five rebounds in 18 minutes against Providence (1/4/04) ... Tallied 11 points with nine rebounds at Rutgers (1/7/04) ... Had eight points and seven rebounds at Notre Dame (1/10/04) ... Scored two points with four rebounds against #19 Villanova (1/14/04) ... Had ten points and four rebounds at Georgetown (1/17/04) ... Tallied 14 points with seven rebounds and one block at Pittsburgh (1/21/04) ... Scored 14 points with five rebounds and one block versus #24 Boston College (1/24/04) ... Had two points with seven rebounds and two blocks versus #4 Connecticut (1/27/04) ... Scored seven points with nine rebounds and one block at Syracuse (1/31/04) ... Had eight points with seven rebounds and one block versus Seton Hall (2/3/04) ... Registered five points with 12 rebounds at West Virginia (2/10/04) ... Scored 10 points versus #23 Miami (2/14/04) ... Had four points and three rebounds at Seton Hall (2/18/04) ... Tallied 10 points with two assists, one block and one steal at Providence (2/21/04) ... Scored 13 points against Pittsburgh (2/28/04) ... Had nine points and six rebounds versus St. John's (3/2/04) ... Scored six points against Georgetown in the First Round of the BIG EAST Championship (3/6/04) ... Limited to four points with six rebounds versus #4 Connecticut in the BIG EAST Quarterfinal (3/7/04) ... Had six points, four rebounds and two blocks in Tech's NCAA first-round win over Iowa (3/21/04) ... Scored nine points with eight rebounds and a block against Penn State (3/23/04) in the NCAA Second Round.

2002-03: Missed UNC Greensboro with an injured right hamstring ... Scored five points and tied a career-high with three blocks at Florida International (11/29) ... Had 16 points, nine rebounds and two blocks against Washington State (11/30) ... Scored seven points with three rebounds and a block against Virginia (12/3) ... Scored 22 points with 13 rebounds versus James Madison (12/7) for her third career double-double ... Had 10 points at Liberty (12/14) ... Scored 13 points with six rebounds against UT Martin in Lady Luck Classic first round (12/28) ... Had 14 points and 10 rebounds versus Duquesne (12/29) in the Lady Luck Classic championship game ... Named the MVP of the Lady Luck Classic ... Scored a career-high 24 points with eight rebounds versus Radford (12/31) ... Had 16



points and nine rebounds against Syracuse (1/4) ... Scored 17 points with six rebounds at No. 22 Villanova (1/7) ... Had six points and seven boards at No. 2 Connecticut (1/12) ... Tallied eight points and eight rebounds versus Pittsburgh (1/15) ... Registered her third double-double of the year with 13 points and 13 rebounds at West Virginia (1/18) ... Had 13 points and 10 boards versus No. 23 Rutgers ... Scored eight points and pulled down 14 rebounds at Miami (1/28) ... Registered 15 points, seven rebounds and two blocks against Providence (2/1) ... Had 11 points and six boards versus Georgetown (2/12) ... Held to two points at No. 22 Boston College (2/16) ... Scored four points with nine rebounds against No. 20 Villanova (2/22) ... Had six points and seven rebounds at No. 20 Rutgers (2/26) ... Scored 12 points with seven rebounds and two blocks against West Virginia (3/1) ... Had five points and seven rebounds at St. John's (3/4) ... Tallied seven points with 12 rebounds in BIG EAST first round against West Virginia (3/8) ... Scored seven points versus No. 23 Boston College in BIG EAST quarterfinal (3/9) ... Had six points, four rebounds and three blocks



in NCAA First Round against Georgia Tech (3/22) ... Scored 10 points with seven rebounds and two blocks at Purdue in the NCAA Second Round (3/24).

2001-02: Played in all 32 games as a freshman ... Scored in double figures six times ... Had five or more rebounds in 15 games ... Scored six points with three rebounds at No. 19 LSU in Crawfish Classic title game (11/25) ... Four points and five boards at Pittsburgh (12/5) ... Pulled down six rebounds at Radford (12/12) ... Scored 14 points with nine rebounds in Lady Luck Classic title game against Hampton (12/29) ... Had career-highs of 18 points and 14 rebounds to lead Tech in come-from-behind win at Georgetown (1/12) ... Scored 12 points versus Miami (2/5) ... Had second career double-double with 15 points and 10 rebounds at Providence (2/13) ... Registered 12 points against Seton Hall (2/17) ... Had six points, four rebounds and one block against Rutgers (2/26) ... Scored five points with three rebounds and one block versus UNC Greensboro (3/13) in WNIT First Round ... Tallied nine points with eight rebounds, two steals and one block in WNIT Second Round against George Washington (3/16) ... Registered five points with six boards and one block versus Vermont (3/20) in WNIT Quarterfinal ... Had ten points and three blocks against Houston (3/23) in WNIT Semifinal.

High School: In her career averaged 18.1 ppg, 12.3 rebounds, 2.5 blocks and 2.0 steals a contest for Coach Howard Mayo at Carroll County ... Shot 56.5 percent from the field and 71.0 percent from the line during her senior year ... Named Group AA Player of the Year by The Associated Press ... Coaches Association Player of the Year ... Southwest District and Region IV Player of the Year ... Roanoke Timesland Player of the Year ... First Team Southwest District, Region IV, All-State Group AA, Bristol Herald Courier, Roanoke Times ... Named to the All-State West Team.

Odds and Ends: Erin Paige Gibson ... Born 4/17/83 in Galax, Va. ... Right-handed ... Daughter of Greg and Tonyia Gibson ... Enrolled in health, nutrition, foods and exercise ... Was also an outstanding volleyball player in high school.

GIBSON'S STATISTICS

Year	G	GS	MP	FGM-Att	Pct.	3PTM-Att	Pct.	FTM-Att	Pct.	Reb.	Avg.	A	TO	Blk	ST	TP	Avg.
01-02	32	0	533	84-168	.500	0-0	.000	34-59	.576	148	4.6	9	52	26	22	202	6.3
02-03	31	30	916	118-249	.474	0-1	.000	64-126	.508	216	7.0	30	66	29	28	300	9.7
02-03	31	30	956	111-229	.485	0-0	.000	65-108	.602	215	6.9	24	64	24	13	287	9.3
Totals	94	60	2,405	313-646	.485	0-1	.000	163-293	.556	579	6.2	63	182	79	63	789	8.4



DAWN CHRISS

6-1 • JUNIOR • GUARD

HILLCREST HEIGHTS, MD. • ST. JOHN'S COLLEGE H.S.

23



Can run the floor and will help on the defensive end of the floor ... Can attack the basket off the dribble ... Named to the 2002-03 BIG EAST Academic All-star team ... Led team and was third in the BIG EAST in free throw percentage ... Second on the team in blocks, steals, and field goal percentage and third in scoring.

2003-04: Did not play in exhibition game ... Had 12 points with eight rebounds and two blocks against Miami of Ohio (11/21/03) ... Scored 11 points with six rebounds, two assists, two steals and one block at Virginia (11/23/03) ... Had 12 points and three steals vs. Iowa State (11/28/03) ... Recorded eight points, eight rebounds, four assists and two steals against Mississippi State in the Paradise Jam championship game (11/29/03) ... Tallied 21 points with seven rebounds two assists, two steals and one block versus Old Dominion

(12/03/03) ... Scored 13 points and added three blocks, three steals, and two assists at Alabama (12/7/03) ... Had four points and four rebounds with two blocks versus Maryland (12/13/03) while battling

DAWN'S CAREER HIGHS

Points	21	vs. Old Dominion, 12/3/03
FG Attempted	12	at Notre Dame, 1/10/04
FG Made	7	(three times)
3PT FG Attempted	1	at Alabama, 12/7/03
3PT FG Made	1	at Alabama, 12/7/03
FT Attempted	11	vs. Old Dominion, 12/3/03
FT Made	9	vs. Old Dominion, 12/3/03
Rebounds	12	vs. Liberty, 1/2/04
Assists	7	vs. Iowa, 3/21/04
Blocks	3	at Alabama, 12/7/03
Steals	4	at Seton Hall, 2/17/04

stomach flu ... Tallied 14 points with nine rebounds and two blocks at James Madison (12/21/03) ... Had seven points versus Furman (12/28/03). ... Scored 17 points with eight rebounds, two blocks on one steal against Wake Forest (12/29/03) ... Had first career double-double with 15 points and a career-high 12 rebounds versus Liberty (1/2/04) ... Scored five points with three rebounds against Providence (1/4/04) ... Led team with 14 points at Rutgers (1/7/04) ... Had eight points at Notre Dame (1/10/04) ... Scored 12 points with five rebounds and four assists against #19 Villanova (1/14/04) ... Had 13 points, six rebounds, two assists two blocks, and two steals at Georgetown (1/17/04) ... Scored four points and was credited with one block at Pittsburgh (1/21/04) ... Had 14 points with four rebounds, two assists and two steals versus #24 Boston College (1/24/04) ... Scored five points with five rebounds against #4 Connecticut (1/27/04) ... Tallied 14 points at Syracuse (1/31/04) ... Had eight points with two assists, two steals and two blocks versus Seton Hall (2/3/04) ... Scored six points at West Virginia (2/10/04) ... Had eight points, six rebounds and two steals versus #23 Miami (2/14/04) ... Registered 13 points with six rebounds, four assists and four steals at Seton Hall (2/18/04) ... Had nine points with five assists at Providence (2/21/04) ... Scored 10 points with six rebounds and three assists versus Pittsburgh (2/28/04) ... Tallied 10 points with six rebounds and three assists against St. John's (3/2/04) ... Had 11 points, six rebounds and three steals versus Georgetown in the BIG EAST Championship First Round (3/6/04) ... Scored four points with five rebounds against #4 Connecticut in the BIG EAST Quarterfinal (3/7/04) ... Scored 14 points with a career-high seven assists and two blocks against Iowa in the first round of the NCAA Tournament (3/21/04) ... Had five rebounds versus Penn State (3/23/04) in NCAA Second Round.

2002-03: Had two points, one assist and one block in exhibition win over Melbourne ... Credited with three rebounds, one assist and one block in only eight minutes against UNC Greensboro (11/22) ... Had one rebound at Florida International (11/29) ... Scored six points with eight rebounds, seven assists, two blocks and one steal vs. Washington State (11/30/02) ... Had eight points with four rebounds, two assists and two steals against Virginia (12/3) ... Registered four points against UT Martin (12/28) in first round of the Lady Luck Classic ... Scored six points and handed out two assists in only five minutes against Georgetown (2/12) ... Had five points and four rebounds at No. 22 Boston College (2/16) ... Scored four points against West

Virginia (3/1) ... Scored 13 points against West Virginia in BIG EAST first round (3/8) ... Had a career-high 14 points versus No. 23 Boston College in BIG EAST quarterfinal (3/9) ... Scored four points against Georgia Tech in the NCAA First Round (3/22) ... Registered five points, five rebounds, two assists and one steal at Purdue in NCAA Second Round (3/24).

High School: A McDonald's All-American and first-team All-Met selection ... Averaged 15.0 points, 6.0 rebounds, 5.0 assists and 2.0 steals for coach Marie Williams at St. John's College High School ... A four-year letterwinner who led her team to two city championships ... Named to the womenscolleghoops.com Freshmen of Impact preseason team ... A *Street & Smith's* Girls High School All-America third team selec-



tion ... Scored six points for the East in the inaugural McDonald's All-American High School Basketball Girls Game in Madison Square Garden.

Odds and Ends: Dawn Chriss ... Born 9/12/84 in Washington D.C. ... Right-handed ... Daughter of Earnest and Mabel Chriss ... Plays the clarinet ... Major is consumer studies.



CHRISS' STATISTICS

Year	G	GS	MP	FGM-Att	Pct.	3PTM-Att	Pct.	FTM-Att	Pct.	Reb.	Avg.	A	TO	Blk	ST	TP	Avg.
02-03	25	0	235	28-54	.519	0-0	.000	23-32	.719	44	1.8	21	17	3	14	79	3.2
03-04	31	31	943	114-237	.481	1-3	.333	87-104	.837	146	4.7	72	81	28	44	316	10.2
Totals	56	31	1,178	142-291	.488	1-3	.333	110-136	.809	190	3.4	93	98	31	58	395	7.1



MEGAN FINNERTY

6-3 • JUNIOR • CENTER
ATLANTA, GA. • PIUS X H.S.

Has added depth to the post position ... An athletic player who shoots the ball well and attacks the basket ... A capable rebounder.

2003-04: Did not play in exhibition game due to injury ... Had one

point and four rebounds against Miami of Ohio (11/21/00) ... Scored four points at Virginia (11/23/03) ... Saw limited action in Paradise Jam tournament (11/28-29/03) ... Scored two points with one rebound against Old Dominion (12/03/03) ... Tallied one point with one rebound at Alabama (12/7/03) ... Had six points and five rebounds against Maryland (12/13/03) ... Saw limited action at James Madison (12/21/03) ... Had three points and one rebound against Furman (12/28/03) ... Credited with one rebound in limited action against Wake Forest (12/29/03) ... Had one rebound in limited playing time versus Liberty (1/2/04) ... Scored a career-high 11 points against Providence (1/4/04) ... Pulled down two rebounds at Rutgers



MEGAN'S CAREER HIGHS

Points	11 vs. Providence, 1/4/04
FG Attempted	7 vs. Providence, 1/4/04
FG Made.....	5 vs. Providence, 1/4/04
3PT FG Attempted.....	0
3PT FG Made	0
FT Attempted	6 vs. Maryland, 12/13/03
FT Made.....	4 vs. Maryland, 12/13/03
Rebounds	6 vs. James Madison, 12/7/02
Assists	1 (six times)
Blocks	1 (three times)
Steals	2 vs. St. John's, 3/2/04



(1/7/04) ... Had two points with three rebounds and one steal at Notre Dame (1/10/04) ... Scored two points and pulled down two boards against #19 Villanova (1/14/04) ... Had one rebound in limited action at Georgetown (1/17/04) ... Credited with one rebound at Pittsburgh (1/21/04) ... Scored two points and pulled down two rebounds versus #24 Boston College (1/24/04) ... Had two points against #4 Connecticut (1/27/04) ... Pulled down two rebounds and had one steal at Syracuse (1/31/04) ... Credited with a block and a steal versus Seton Hall (2/4/04) ... Scored six points at Providence (2/21/04) ... Had four points versus Pittsburgh (2/28/04) ... Scored seven points with two steals against St. John's (3/2/04) ... Scored two points versus Georgetown in the First Round of the BIG EAST Championship (3/7/04) ... Tallied one point and pulled down three rebounds against #4 Connecticut in the BIG EAST Championship quarterfinal (3/7/04) .. Had two points and a steal in the NCAA first round game versus Iowa (3/21/04).

2002-03: Tallied four points with two rebounds in her collegiate debut versus UNCG (11/22) ... Had two points at Florida International (11/29) ... Scored a point with two rebounds versus Washington State (11/30) ... Tallied four points with six rebounds, including four offensive, against James Madison (12/7) ... Had ten points against UT Martin (12/28) in the first round of the Lady Luck Classic ... Scored three points versus Georgetown (2/12) ... Scored two points with one assist and one rebound at No. 20 Rutgers (2/26) ... Had three points and two rebounds against West Virginia (3/1) ... Scored five points versus No. 1 Connecticut in the BIG EAST quarterfinals (3/10).

High School: Averaged 12.0 points, 8.0 rebounds and shot 45 percent from the field for coach Ron Sattelle at Pius X High School ... Led team to a 27-4 record and to the final eight of the Georgia Class 4A playoffs ... A first team All-Region and second team All-State selection ... Selected to play in the Georgia All-State Senior Game ... A 2001 AAU All-American ... Captain and MVP of high school team.

Odds and Ends: Megan Finnerty ... Born 5/2/84 in Atlanta, Ga. ... Right-handed ... Daughter of Don and Linda Finnerty ... Named to the all-city volleyball team as a middle hitter ... Won two letters in track in the high jump ... Plays the piano ... Major is health, nutrition, food and exercise.



FINNERTY'S STATISTICS

Year	G	GS	MP	FGM-Att	Pct.	3PTM-Att	Pct.	FTM-Att	Pct.	Reb.	Avg.	A	TO	Blk	ST	TP	Avg.
02-03	23	0	186	21-43	.488	0-0	.000	12-24	.500	36	1.6	3	15	0	5	54	2.3
03-04	29	0	230	19-40	.475	0-0	.000	20-33	.606	39	1.3	2	20	3	9	58	2.0
Totals	52	0	416	40-83	.482	0-0	.000	32-57	.561	75	1.4	5	35	3	14	112	2.2



KERRI GARDIN

6-1 • JUNIOR • FORWARD
MORGANTON, N.C. • FREEDOM H.S.

32

Can score in a variety of ways ... Good passer with a good basketball I.Q.

2003-04: Scored eight points and handed out four assists against WBC Ilirija ... Had five points and five rebounds vs. Miami of Ohio

(12/21/03) ... Scored seven points with four assists and two steals at Virginia (11/23/03) ... Had six points, two rebounds and two assists vs. Iowa State (11/28/03) ... Saw limited action in Paradise Jam championship game against Mississippi State (11/29/03) ... Scored four points with seven rebounds and three assists versus Old Dominion (12/03/03) ... Had four points at Alabama (12/7/03) ... Scored 13 points with three rebounds and two assists against Maryland (12/13/03) ... Had two points with six assists and four rebounds at James Madison (12/21/03) ... Scored four points with three rebounds, six assists and three steals against Furman (12/28/03) ... Had first career double-double with 13 points and 13 rebounds against Wake Forest (12/29/03) ... Scored six points with



KERRI'S CAREER HIGHS

Points	16 vs. Iowa, 3/21/04
FG Attempted.....	16 (two times)
FG Made	7 (three times)
3PT FG Attempted	1 (six times)
3PT FG Made	1 (two times)
FT Attempted.....	10 at Seton Hall, 2/17/04
FT Made	7 at Seton Hall, 2/17/04
Rebounds	14 vs. Miami (Fla.), 2/14/04
Assists	6 (seven times)
Blocks	3 at Seton Hall, 2/17/04
Steals	4 vs. Pittsburgh, 2/28/04



four rebounds and three steals versus Liberty (1/2/04) ... Had five points, three assists and two steals against Providence (1/4/04) ... Tallied six points at Rutgers (1/7/04) ... Scored 10 points with four rebounds, two assists and one block at Notre Dame (1/10/04) ... Had 14 points and six rebounds against #19 Villanova (1/14/04) ... Scored two points with four assists at Georgetown (1/17/04) ... Had four points, three assists and two steals at Pittsburgh (1/21/04) ... Registered 13 points with nine rebounds and three steals versus #24 Boston College (1/24/04) ... Scored two points with four rebounds and four assists versus #4 Connecticut (1/27/04) ... Had 14 points with eight rebounds and six assists at Syracuse (1/31/04) ... Tallied five points with four rebounds, four assists and two blocks versus Seton Hall (2/4/04) ... Scored 13 points with 10 rebounds, three assists and two blocks at West Virginia (2/10/04) ... Had 13 points and 14 rebounds versus #23 Miami (2/14/04) ... Tallied 11 points with 12 rebounds and three blocks at Seton Hall (2/18/04) ... Scored seven points with four rebounds, four assists and two steals at Providence (2/21/04) ... Had eight points, handed out five assists, and collected four steals versus Pittsburgh (2/28/04) ... Registered nine points with six assists, five rebounds and three steals against St. John' s (3/2/04) ... Had a career-high 16 rebounds with 14 points versus Georgetown in the First Round of the BIG EAST Championships (3/6/04) ... Limited to four and five rebounds against #4 Connecticut in BIG EAST quarterfinal (3/7/04) ... Put up a season-high 16 points with eight rebounds, and five assists in Tech's NCAA first round game against Iowa (3/21/04) ... Had eight points with four rebounds and three blocks versus Penn State (3/23/04) in NCAA Second Round.


2002-03: Saw first collegiate action at Florida International (11/29) ... Scored two points with one rebound in ten minutes against Washington State (11/30) ... Had eight points and eight rebounds with six assists, two blocks and two steals against UT Martin (12/28) in the first round of the Lady Luck Classic ... Had first career double-double with 15 points and 10 rebounds at No. 22 Villanova (1/7) ...

Scored three points and handed out six assists in first collegiate start at No. 2 Connecticut (1/12) ... Had four points, seven rebounds, three assists, two blocks and one steal against Pittsburgh (1/15) ... Scored four points with three rebounds versus Georgetown (2/12) ... Tallied eight points with four rebounds and two assists against No. 20 Villanova (2/22) ... Scored six points with five rebounds, two assists and one block at No. 20 Rutgers (2/26) ... Had six points, five rebounds, six assists and one block against West Virginia (3/1) ... Scored seven points with six rebounds at St. John' s (3/4) ... Had six points against West Virginia in BIG EAST first round (3/8) ... Scored six points with five rebounds and four assists versus No. 23 Boston College in BIG EAST quarterfinal (3/9) ... Registered 10 points and handed out five assists with three steals against No. 1 Connecticut in the BIG EAST semifinals (3/10) ... Had six points, six rebounds and one block against Georgia Tech in the NCAA First Round (3/22/) ... Scored 12 points at Purdue in NCAA Second Round (3/24).

High School: Averaged 18.4 points, 13.1 rebounds, 4.4 assists, 3.9 steals and 2.0 blocks for coach Jamie Smith at Freedom High School ... Named The Associated Press North Carolina Girls Player of the Year ... Scored 25 points with 19 rebounds and six assists in leading her team to a 68-52 win over Lumberton in the

Class 4A title game ... Championship game MVP ... Class 4A Northwestern Conference Player of the Year ... Led team to 2001 National AAU Junior Olympics title and was named MVP.

Odds & Ends: Kerri Gardin ... Born 5/19/84 in Burke County, N.C. ... Right-handed ... Daughter of Thelma Gardin ... A middle-hitter on the Freedom High volleyball team ... Major is consumer studies.



GARDIN'S STATISTICS

Year	G	GS	MP	FGM-Att	Pct.	3PTM-Att	Pct.	FTM-Att	Pct.	Reb.	Avg.	A	TO	Blk	ST	TP	Avg.
02-03	30	5	546	53-132	.402	0-0	.000	24-38	.632	96	3.2	52	59	20	24	130	4.4
03-04	31	29	799	88-256	.344	2-6	.333	64-95	.674	167	5.4	90	91	17	36	242	7.8
Totals	61	34	1,345	141-388	.391	2-6	.333	88-133	.662	263	4.3	142	150	37	60	372	6.1



CARRIE MASON

24

5-7 • JUNIOR • GUARD

SENECA, PA. • CRANBERRY H.S.

Can score off the dribble and pass ... Exceptional basketball IQ ... Led team in minutes played and was second in scoring and assists ... Set school freshman record with 106 assists ... First on team in three-point field goals (51) ... Tied career-high with 24 points vs. Mississippi State in the

Paradise Jam championship game (11/29/03) ... Hit game-winning shot in 2003 NCAA First Round victory over Georgia Tech ... Twice named to the BIG EAST Academic All-Star Team ... Selected as the Most Valuable Player of the 2003 Paradise Jam ... Named to the 2002-03 BIG EAST All-Rookie teams ... Named BIG EAST Conference Rookie of the Week (12/9/02).

2003-04: Scored 14 points with four assists and four rebounds against WBC Ilirija ... Had 12 points in season-opener vs. Miami of Ohio (11/21/03) ... Scored 18 points, including three treys, in win at No. 24 Virginia (11/23/03) ... Had 11 points, five rebounds, four assists, three steals and two blocks against Iowa State (11/28/03) ... Tied career-high with 24 points, including three treys, with five rebounds, two steals and a block



CARRIE'S CAREER HIGHS

Points	24 (two times)
FG Attempted	15 at Virginia, 11/23/03
FG Made	7 (two times)
3PT FG Attempted	11 at West Virginia, 2/10/04
3PT FG Made	4 (three times)
FT Attempted	10 (two times)
FT Made	9 (two times)
Rebounds	8 at Pittsburgh, 1/21/04
Assists.....	7 (three times)
Blocks	2 (two times)
Steals	5 at James Madison, 12/21/03



against Mississippi State (11/29/03) ... Scored nine points with six assists versus Old Dominion (12/03/03) ... Had nine points with five assists and two steals at Alabama (12/7/03) ... Led team with 16 points against Maryland (12/13/03) ... Had six points, five steals, three rebounds and two assists at James Madison (12/21/03) ... Scored 14 points with five assists and two steals against Furman (12/28/03) ... Had five points with two assists and two steals versus Wake Forest (12/29/03) ... Scored 10 points, including two treys, with three steals and one block against Liberty (1/2/04) ... Had nine points, including three treys, versus Providence (1/4/04) ... Held scoreless at Rutgers (1/7/04) ... Had nine points, including three treys, with four rebounds, two assists and two steals at Notre Dame (1/10/04) ... Scored 11 points versus No. 19 Villanova (1/14/04) ... Had five points, four rebounds and three assists at Georgetown (1/17/04) ... Led team with 15 points, including three treys, eight rebounds and seven assists at Pittsburgh (1/21/04) ... Tallied 16 points, including two treys, with three assists and three steals against No. 24 Boston College (1/24/04) ... Scored 15 points versus No. 4 Connecticut (1/27/04) ... Had eight points, six rebounds and four steals at Syracuse (1/31/04) ... Had seven points versus Seton Hall (2/3/04) ... Led team with 17 points, including four treys, at West Virginia (2/10/04) ... Scored eight points versus No. 23 Miami (2/14/04) ... Had 10 points and six rebounds at Seton Hall (2/18/04) ... Scored 10 points at Providence (2/21/04) ... Led team with 14 points, including 6-6 from the field, against Pittsburgh (2/28/04) ... Had eight points, including two treys, against St. John's (3/2/04) ... Scored 14 points, including three treys, versus Georgetown in the First Round of the BIG EAST Championship (3/6/04) ... Led team with 13 points against No. 4 Connecticut in the BIG EAST quarterfinal (3/7/04) ... Had 19 points, including four three-pointers, and seven assists against Iowa (3/21/04) in NCAA First Round ... Led team with 16 points versus Penn State (3/23/04) in NCAA Second Round.

2002-03: Had five points, including a three-pointer, with three assists and three steals in her collegiate debut against UNC Greensboro (11/29/02) ... Had 12 points, including two treys, at Florida International (11/29/02) ... Scored six points and handed out two assists in her first collegiate start versus Washington State (11/30/02) ... Scored 19 points with four rebounds and three assists against Virginia (12/3/02) ... Named Virginia Tech Dominion Virginia Power Classic Player of the Game ... Scored 16 points, including a key three-pointer late in regulation, with three assists and one steal in the win over James Madison (12/7/02) ... Had 11 points, including three treys, with six rebounds and four assists at Liberty

(12/14/02) ... Scored eight points with six rebounds and four assists versus UT-Martin (12/28/02) in the first round of the Lady Luck Classic ... Had 10 points with five rebounds, two assists, two blocks and two steals against Duquesne (12/29/02) in the Lady Luck Classic championship game ... Scored 13 points, including three treys, and handed out three assists versus Radford (12/31/02) ... Had 22 points, including four treys, against Syracuse (1/4/03) ... Tallied seven points and handed out five assists at No. 22 Villanova (1/7/03) ... Scored 10 points and handed out four assists at No. 2 Connecticut (1/12/03) ... Led team with 17 points and six rebounds against Pittsburgh (1/15/03) ... Had 12 points with six rebounds and three assists at West Virginia (1/18/03) ... Scored 10 points with six assists versus Providence (2/1/03) ... Credited with six assists and scored 11 points at Seton Hall (2/4/03) ... Scored 11 points, including the game-winning three-point play with 13 seconds remaining, against Notre Dame (2/9/03) ... Had nine points and six assists versus Georgetown (2/12/03) ... Tallied 12 points with seven rebounds at No. 22 Boston College (2/16/03) ... Had eight points with three assists against No. 20 Villanova (2/22/03) ... Scored five points and handed out four assists at No. 20 Rutgers (2/26/03) ... Tallied five points and handed out four assists against West Virginia (3/1/03) ... Scored 16 points, including three treys, with a career-high seven assists at St. John's (3/4/03) ... Had nine points with five assists against West Virginia in BIG EAST first round (3/8/03) ... Scored nine points versus No. 23 Boston College in BIG EAST quarterfinal (3/9/03) ... Tallied seven points against No. 1 Connecticut in the BIG EAST semifinals (3/10/03) ... Scored six points, including the winning shot with 1.1 seconds remaining, against Georgia Tech in the NCAA First Round (3/22/03) ... Had seven points with three assists and three rebounds vs. Purdue (3/24/03).

High School: Averaged 25.8 points, 8.4 assists, 6.4 rebounds and 5.4 steals for coach Donald Hall at Cranberry High School ... Led team to a 24-6 season and an Elite 8 appearance in the state playoffs ... Team posted a 64-0 conference mark during her four years ... Led league in scoring and was named conference MVP four times ... Named District 10 Player of the Year three times ... Holds school records for career assists (757) and steals (425) ... Holds school single-season record for assists (251) and steals (162) ... Scored 2,336 career points and shot 89 percent from the free throw line ... A McDonald's All-America nominee.

Odds and Ends: Carrie Mason ... Born 2/6/84 in Franklin, Pa. ... Right-handed ... Daughter of Brian and Nancy Mason ... Major is accounting information systems.



MASON'S STATISTICS

Year	G	GS	MP	FGM-Att.	Pct.	3PTM-Att.	Pct.	FTM-Att.	Pct.	Reb.	Avg.	A	TO	Blk.	ST	TP	Avg.
02-03	32	30	1,108	107-229	.467	42-103	.408	82-106	.774	108	3.4	106	101	4	26	338	10.6
03-04	31	31	1,100	114-272	.419	51-129	.395	79-99	.798	91	2.9	84	86	4	58	358	11.5
Totals	63	61	2,208	221-501	.441	93-232	.400	161-205	.785	199	3.2	190	187	8	84	696	11.1



FRAN RECCHIA

10

5-7 • SOPHOMORE • GUARD

FLOWER MOUND, TEXAS • MARCUS H.S.

Good in the transition game ... Hit eight treys against the Brisbane Capitals during the Hokies' summer Australian tour ... Twice named to the BIG EAST Academic All-Star Team ... Named to 2002 FIU/Herald All-Tournament Team.

2003-04: Did not play in exhibition game vs. WBC Ilirija due to

injury ... Had six points, three rebounds and two assists against Miami of Ohio (11/21/03) ... Scored four points at Virginia (11/23/03) ... Tallied 12 points, including two treys, with eight rebounds and two steals vs. Iowa State (11/28/03) ... Had an assist and one rebound in limited action against Mississippi State in the Paradise Jam championship game (11/29/03) ... Credited with two rebounds and one steal versus Old Dominion (12/03/03) ... Scored five points in seven minutes at Alabama (12/7/03) ... Had two points and a rebound against Maryland (12/13/03) ... Scored two points with one rebound at James Madison (12/21/03) ... Had three points and three assists versus Furman (12/28/03) ... Scored four points in four minutes against Wake Forest (12/29/03) ... Saw limited playing time versus Liberty (1/2/04) ... Had two assists and



FRAN'S CAREER HIGHS

Points..... 19 at Florida International, 11/29/02
 FG Attempted.....15 vs. Syracuse, 1/4/03
 FG Made7 at Florida International, 11/29/02
 3PT FG Attempted.....12 vs. Syracuse, 1/4/03
 3PT FG Made.....3 (four times)
 FT Attempted5 vs. UNC Greensboro, 11/22/02
 FT Made5 vs. UNC Greensboro, 11/22/02
 Rebounds.....8 vs. Iowa State, 11/28/03
 Assists.....4 (two times)
 Blocks.....1 vs. UT-Martin, 12/28/02
 Steals.....3 vs. Washington State, 11/30/02



two rebounds against Providence (1/4/04) ... Scored two points at Rutgers (1/7/04) ... Had limited action at Notre Dame (1/10/04) ... Scored two points with one assist and one rebound against No.19 Villanova (1/14/04) ... Saw limited action at Georgetown (1/17/04) ... Scored three points at Pittsburgh (1/21/04) ... Saw limited action against No.24 Boston College (1/24/04) ... Credited with one assists versus No. 4 Connecticut (1/27/04) ... Had five points and two rebounds at Syracuse (1/31/04) ... Scored four points versus Seton Hall (2/4/04) ... Saw limited action at West Virginia (2/10/04) ... Had two points and two rebounds at Providence (2/21/04) ... Scored two points versus Pittsburgh (2/28/04) ... Had two points against St. John's (3/2/04).

2002-03: Had 18 points, including three treys, in 54-46 win over UNC Greensboro (11/22/02) ... Led team with a career-high 19 points, all in the second half, at Florida International (11/29/02) ... Scored 10 points with three steals and two assists against Washington State (11/30/02) ... Had five points, including a key three-pointer late in regulation, versus James Madison (12/7/02) ... Scored eight points, including two treys, at Maryland (12/11/02) ... Tallied 11 points, including two treys, at Liberty (12/14/02) ... Had three points with six rebounds, two assists, one steal and one block against UT Martin (12/28/02) in the first round of the Lady Luck Classic ... Scored nine points, including two treys, with five rebounds versus Duquesne (12/29/02) in the Lady Luck Classic championship game ... Had 11 points with three treys against Radford (12/31/02) ... Scored 15 points, including three treys, with four assists versus Syracuse (1/4/03) ... Had eight points in only 14 minutes against Georgetown (2/12) ... Scored five points versus No. 20 Villanova (2/22/03).

2000-01: Played in only three games due to injury ... Suffered a fracture to the third metacarpal in her left hand in a Dec. 10 practice and had the cast removed on Jan. 3 ... A stress fracture in her right foot was discovered shortly thereafter thus ending her season ... Scored eight points against Northwestern State (11/24/01).

High School: Averaged 15.8 points, 4.2 rebounds, 4.8 assists and 2.3 steals per game as a senior at Marcus ... Selected District 6-A-A-A-A-A Player of the Year ... Named to the *Fort Worth Telegram* "All Area" First Team ... Set Marcus High School record with nine three-pointers in a game ... Set school mark with 32.0 percent career 3-point percentage and 82.0 career free-throw percentage ... Named the team MVP her senior season and was selected to the Texas Association of Basketball Coaches (TABC) All-Region team ... Named to the All-Tournament teams at the Bishop Lynch, Arlington Classic and SWAAU Holiday tournaments.

Odds and Ends: Frances Townsend Recchia ... Born 9/13/83 in Clarkston, Mich. ... Right-handed ... Daughter of Paul and Jane Recchia ... Enrolled in physical education.



RECCHIA'S STATISTICS

Year	G	GS	MP	FGM-Att.	Pct.	3PTM-Att.	Pct.	FTM-Att.	Pct.	Reb.	Avg.	A	TO	Blk.	ST	TP	Avg.
01-02	3	0	17	3-4	.750	1-2	.500	1-2	.500	0	0.0	1	1	0	0	8	2.7
02-03	28	13	506	45-114	.395	27-76	.355	21-25	.840	46	1.6	31	38	1	15	138	4.9
03-04	29	0	260	17-54	.315	7-29	.241	19-20	.950	28	1.0	14	20	0	3	60	2.2
Totals	60	13	783	65-172	.378	35-107	.327	41-47	.872	74	1.2	46	59	1	18	206	3.4



BRITNEY ANDERSON

25

6-0 • SOPHOMORE • FORWARD

BLACKSBURG, VA. • BLACKSBURG H.S.



BRITNEY'S CAREER HIGHS

Points.....	8 vs. Providence, 1/4/04
FG Attempted.....	7 at Rutgers, 1/7/04
FG Made	3 vs. Providence, 1/4/04
3PT FG Attempted	0
3PT FG Made	0
FT Attempted	4 (three times)
FT Made.....	4 vs. Furman, 12/28/03
Rebounds.....	6 at Providence, 2/21/04
Assists	3 (two times)
Blocks	1 (two times)
Steals	4 vs. Miami (Ohio), 11/21/03



Has to ability to get to the rim and elevates very well ... Will help on the boards.

2003-04: Had nine points and nine rebounds versus WBC Ilirija ... Had four points with four steals and three rebounds in collegiate debut against Miami of Ohio (11/21/03) ... Scored two points with four rebounds and two steals at Virginia (11/23/03) ... Was credited with a rebound and an assist against Iowa State (11/28/03) ... Saw limited action in Paradise Jam Tournament (11/28-29/03) ... Saw limited action against Old Dominion (12/03/03) ... Credited with one rebound at Alabama (12/7/03) ... Credited with an assist in limited action against Maryland 912/13/03) ... Had four points against Furman (12/28/03) ... Saw brief action versus Liberty (1/2/04) ... Tallied a career-high eight points with four rebounds and three assists against Providence (1/4/04) ... Had four points, two rebounds, one assist and one steal at Rutgers (1/7/04) ... Recorded two rebounds and one block at Notre Dame (1/10/04) ... Had two points against No. 19 Villanova (1/14/04) ... Credited with one rebound and one steal at Georgetown (1/17/04) ... Scored two points with two steals at Pittsburgh (1/21/04) ... Tallied two points versus No. 4 Connecticut (1/27/04) ... Scored two points with one assist, one steal and one block in first collegiate start at Syracuse (1/31/04) ... Had two points with four rebounds and two assists versus Seton Hall (2/4/04) ... Scored two points versus No. 23 Miami (2/14/04) ... Tallied two points with six rebounds, two steals and one block at Providence (2/21/04) ... Had four points against Pittsburgh (2/28/04) ... Scored four points versus St. John's (3/2/04) ... Scored one point with an assist and rebound against Iowa (3/21/04).

High School: Averaged 18.4 points and 9.2 rebounds in leading Blacksburg High School to the Virginia AA Championship ... Named 2002 AA Virginia Player of the Year ... Selected as Miss Basketball in Virginia ... Named the 2001 Virginia AAA Player of the Year as a junior while playing at Meadowbrook High School in Richmond which advanced to the state semifinals.

Odds and Ends: Britney Marie Anderson ... Born 10/26/84 in Takoma Park, Md. ... Right-handed ... Daughter of Francine and Leslie Anderson ... Enrolled in merchandising management and apparel design.



ANDERSON'S STATISTICS

Year	G	GS	MP	FGM-Att.	Pct.	3PTM-Att.	Pct.	FTM-Att.	Pct.	Reb.	Avg.	A	TO	Blk.	ST	TP	Avg.
03-04	25	1	258	18-52	.346	0-0	.000	9-14	.643	34	1.4	17	20	3	15	45	1.8
Totals	25	1	258	18-52	.346	0-0	.000	9-14	.643	34	1.4	17	20	3	15	45	1.8



KIRBY COPELAND

5

5-10 • SOPHOMORE • GUARD
MORROW, GA. • MORROW H.S.



KIRBY'S CAREER HIGHS

Points.....	13 at Pittsburgh, 1/21/04
FG Attempted.....	11 at Pittsburgh, 1/21/04
FG Made	6 at Pittsburgh, 1/21/04
3PT FG Attempted.....	0
3PT FG Made	0
FT Attempted.....	10 vs. St. John's, 3/2/04
FT Made	6 vs. St. John's, 3/2/04
Rebounds	7 (two times)
Assists	4 vs. Furman, 12/28/03
Blocks.....	1 (three times)
Steals.....	5 vs. Providence, 1/4/04




Tremendous athlete and one of the strongest freshmen to enter the program ... Good defender and passer ... Can attack off the dribble for a pass or shot.

2003-04: Named BIG EAST Conference Rookie of the Week on Dec. 29 ... Scored 14 points with seven steals against WBC Ilirija ... Did not play against Miami of Ohio (11/21/03) due to injured calf muscle ... Saw first collegiate action at Virginia (11/23/03) ... Saw limited action against Iowa State (11/28/03) ... Scored six points with five rebounds, one assist and one steal vs. Mississippi State in the Paradise Jam championship game (11/29/03) ... Saw limited action against Old Dominion (12/03/03) ... Had six points with five rebounds, three steals and one block at Alabama (12/7/03) ... Scored two points with seven rebounds three assists and three steals against Maryland (12/13/03) ... Tallied 11 points with five rebounds at James Madison (12/21/03) ... Had nine points and handed out four assists against Furman (12/28/03) ... Scored a point with two rebounds and two assists versus Wake Forest (12/29/03) ... Credited with five rebounds and one assist against Liberty (1/2/04) ... Had a career-high 12 points with five steals, three rebounds and two assists versus Providence (1/4/04) ... Saw limited action at Rutgers (1/7/04) ... Had limited action at Notre Dame (1/10/04) ... Scored two points with four rebounds and one block at Georgetown (1/17/04) ... Had a career-high 13 points at Pittsburgh (1/21/04) ... Tallied two points with three assists, three steals and two rebounds in only 12 minutes versus No. 24 Boston College (1/24/04) ... Credited with two rebounds in limited playing time against No. 4 Connecticut (1/27/04) ... Pulled down three rebounds and handed out two assists versus Seton Hall (2/4/04) ... Had five points, two rebounds and two assists at West Virginia (2/10/04) ... Scored two points and handed out three assists in six minutes versus No. 23 Miami (2/14/04) ... Had six points and seven rebounds at Providence (2/21/04) ... Tallied eight points with two steals against Pittsburgh (2/28/04) ... Scored team-high 12 points versus St. John's (3/2/04) ... Had three points and three rebounds in just four minutes against Iowa in the first round of the NCAA Tournament (3/21/04).

High School: Averaged 21.4 points and 9.2 rebounds as a junior at Morrow High School in leading the Lady Mustangs to the state playoffs ... As a junior, she set the school single-season scoring record (605) and scored her 1,000th career point ... Copeland was an All-State Honorable Mention and was a member of the All-Region 4-AAAA second team.

Odds and Ends: Kirby Copeland ... Born 6/29/85 in Thomson, Ga. ... Right-handed ... Daughter of Nettie Jackson ... Enrolled in university studies.



COPELAND'S STATISTICS

Year	G	GS	MP	FGM-Att.	Pct.	3PTM-Att.	Pct.	FTM-Att.	Pct.	Reb.	Avg.	A	TO	Blk.	ST	TP	Avg.
03-04	30	0	346	38-97	.392	0-0	.000	24-39	.615	70	2.3	29	56	3	26	100	3.3
Totals	30	0	346	38-97	.392	0-0	.000	24-39	.615	70	2.3	29	56	3	26	100	3.3



NARE DIAWARA

6-6 • SOPHOMORE • CENTER
BAMAKO, MALI • CHESIRE ACADEMY (CONN.)

11



NARE'S CAREER HIGHS

Points	4 vs. Pittsburgh, 2/28/04
FG Attempted.....	5 vs. Providence, 1/4/04
FG Made.....	1 vs. Providence, 1/4/04
3PT FG Attempted.....	0
3PT FG Made	0
FT Attempted	2 (four times)
FT Made	2 (two times)
Rebounds	9 vs. Providence, 1/4/04
Assists.....	1 at Providence, 2/21/04
Blocks.....	1 (three times)
Steals.....	0




Will provide a tremendous presence in the paint ... Has the ability to alter or block shots ... Can score with her back to the basket.

2003-04: Scored seven points with seven rebounds and two blocks against WBC Ilirija ... Had one rebound in collegiate debut vs. Miami of Ohio (11/21/03) ... Recorded first collegiate block against Furman (12/28/03) ... Had two points, nine rebounds and one block versus Providence (1/4/04) ... Saw limited playing against No. 19 Villanova (1/14/04) ... Had two points versus Seton Hall (2/4/04) ... Credited with one rebound and one assist at Providence (2/21/04) ... Scored four points against Pittsburgh (2/28/04).

High School: Averaged a triple-double with 24 points, 19 rebounds and 11 blocked shots per game ... Led Cheshire (Conn.) Academy to a 19-3 record. The three losses occurred while Diawara was away from the team to participate in tournament for the Mali national team ... In her final games of the season, she scored 45 and 47 points, respectively.

Odds and Ends: Nare Diawara ... Born 1/22/83 in Bamako, Mali ... Right-handed ... Daughter of Lassana Diawara and Mariam Kouyate ... Brother, Lamine, plays professional basketball in Libya ... Enrolled in university studies.



DIAWARA'S STATISTICS

Year	G	GS	MP	FGM-Att	Pct.	3PTM-Att	Pct.	FTM-Att	Pct.	Reb.	Avg.	A	TO	Blk	ST	TP	Avg.
03-04	8	0	37	2-9	.222	0-0	.000	4-8	.500	13	1.6	1	2	3	0	8	1.0
Totals	8	0	37	2-9	.222	0-0	.000	4-8	.500	13	1.6	1	2	3	0	8	1.0



BRITTANY COOK

21

6-0 • FRESHMAN • GUARD

NARROWS, VA. • MERCER CHRISTIAN ACADEMY

High School: A McDonald's All-American nominee who averaged 28.9 points with 10.6 rebounds, 5.4 steals and 4.6 assists in leading Mercer Christian Academy to a 23-4 record and to the West Virginia state final. In the state tournament, Cook averaged 30.3 points and set a state single-game record for free throws made with an 18-of-18 performance. She helped the West Virginia Class A-AA all-star team defeat the Class AAA team for the first time and was named Co-MVP of the game.

Odds and Ends: Brittany Summer Cook ... Born 12/10/85 in Narrows, Va. ... Right-handed ... Daughter of Rick and Kim Cook ... Enrolled in university studies.





ROSHANA JACKSON

50

6-1 • JUNIOR • FORWARD

MADISONVILLE, TENN. • HIWASSEE

Will provide immediate depth and experience on the inside.

High School: A third team junior college All-American and led her Hiwassee team to seventh place national finishes the past two seasons. Averaged 14 points with 10 rebounds and 2.5 blocks in her two-year career and was named to the all-conference and all-region teams both years.

Odds and Ends: Roshana Tikia Jackson ... Born 4/27/84 in Columbus, Ohio ... Right-handed ... Daughter of Roslyn Jackson ... Enrolled in health, nutrition, food and exercise.





CHRISTIE MARRONE

1

6-0 • FRESHMAN • GUARD

BROOKLYN, N.Y. • ST. JOHN VILLA ACADEMY

High School: Scored over 1,800 points, including 202 treys, and scored in double figures 93 times in 122 career games. A finalist for the McDonald's All-America team and a member of the "Dream 100." Also a member of the USA East team which won the USA Basketball Youth Development Festival her junior year. One of only two players to be named four times to the Staten Island Advance All-Star team. Averaged 15.0 points per game and averaged 50.5 three-pointers a season in her four-year career where she led St. John Villa Academy to the Class B and C New York State Federation title her junior and freshman years respectively. As a junior, Marrone averaged 17.5 points and 6.5 assists and was named the most valuable player in the championship game after scoring 22 points, including a state record-tying six, three-point field goals. She was named the Class B Player of the Year by the New York Sportswriters Association and was the only junior among the five finalists for the *New York Daily News* Player of the Year Award.

Odds and Ends: Christie Marrone ... Born 12/8/86 in Brooklyn, N.Y. ... Right-handed ... Daughter of Tony and Patricia Marrone ... Enrolled in business.





RAYNA DUBOSE

COLUMBIA, Md. • OAKLAND MILLS H.S.



Rayna DuBose returns again this year to the Hokies as she continues her remarkable recovery from a near-fatal illness in April, 2002. DuBose will primarily work with Tech's post players.

DuBose was hospitalized at Montgomery Regional Hospital with meningococcal meningitis on April 2, 2002, just over a week after the Hokies had completed the basketball season. This rare disease is a bacterial infection that leads to inflammation of fluids surrounding the brain and spinal cord. The next

day she was airlifted in critical condition to the University of Virginia Medical Center where she would remain for the next 97 days. She spent three weeks in intensive care before being upgraded to fair condition.

In early May of 2002, she underwent a series of surgeries in which doctors amputated parts of all four limbs due to tissue damage caused by the infection. On July 8, DuBose was transferred to Good Samaritan Hospital, a Baltimore rehabilitation facility near her home in Columbia, Md. Soon after, she returned to her home and began regular visits to the rehab facility where she later would be fitted for prosthesis for her arms and legs.

DuBose made her first visit back to Virginia Tech on Oct. 19, 2002 for the Hokies' homecoming football game against Rutgers. She returned to campus in the summer of 2003 and worked at the women's basketball camps then enrolled for the fall semester.

Her amazing recovery has garnered national attention including features on HBO's Real Sports with Bryant Gumbel, CBS Sports' Final Four preview program and the CBS Early Show. In April 2003, Rayna and her parents traveled to New Orleans, La., the site of the NCAA Men's Final Four, where she received the Most Courageous Award from the United States Basketball Writers Association.

2001-02: A 6-3 center, DuBose played in 13 games ... Never missed a collegiate free throw attempt (15-15) ... Scored in double figures four times ... Had 10 points in collegiate debut

against Northwestern State (11/24) in LSU Crawfish Classic ... Had 10 points and five rebounds at Radford (12/12) ... Tallied 10 points and seven rebounds in Lady Luck Classic against Gardner-Webb (12/28) ... Scored six points with six boards in Lady Luck Classic title game against Hampton (12/29) ... Tallied a career-high 13 points in only ten minutes against Vermont (3/20) in WNIT Quarterfinal.

High School: Averaged 15.5 points, 13.1 rebounds and 3.0 blocks her senior year for Coach Marcus Lewis at Oakland Mills H.S., in Columbia Md. ... Led the team in scoring and was the school's all-time leading scorer with 1,067 career points ... Was named one of the top 30 centers in the nation by All-Star Girls Report.

Odds and Ends: Rayna Lee DuBose ... Born 10/15/83 in Columbia, Md. ... Daughter of Andrea and Willie DuBose ... Major is apparel, housing and resource management.



2003-2004 REVIEW



The 2003-04 season was Virginia Tech's seventh consecutive 20+ victory season, and the Hokies advanced to the second round of the NCAA Tournament

2003-2004 REVIEW

INSIDE THIS SECTION

2003-2004 Review	102-104
2003-2004 Results	105
2003-2004 Statistics	106
Regular Season Recaps	107-115
BIG EAST Tournament Recaps	116
NCAA Tournament Recaps	117



TECH ADVANCES TO NCAA TOURNEY IN SEVENTH STRAIGHT POSTSEASON APPEARANCE

A 20-win season, featuring the second best start in the program's history, and another trip to the NCAA Tournament were a couple of the highlights of the 27th edition of the Virginia Tech women's basketball team. An experienced inside game, along with support from an outstanding sophomore class, helped the Hokies to a 23-8 season and their seventh consecutive postseason appearance.

The season was filled with individual accomplishments, especially those of forward Ieva Kublina. The senior from Riga, Latvia, had another solid season, averaging 13.7 points, 6.6 rebounds with 72 blocks, and was an All-BIG EAST Second-Team selection. Kublina, named to the 2004 BIG EAST All-Tournament Team, concluded her career ranked first on Tech's all-time blocks list (256), second in rebounding (845), third in scoring (1,647), fourth in field goals made (613), fifth in three-point field goals (77), and fifth in free throws made (344).

Kublina scored 15 points in her final game against Penn State in the NCAA Second Round, marking the 85th time she had scored in double figures. Also, the Penn State game was her 95th consecutive start, which at the time was the second-longest streak in the BIG EAST Conference and ranked ninth in the nation.

Carrie Mason avoided a "sophomore slump" by averaging 11.5 points, which was second on the team behind Kublina. Mason, the Paradise Jam Most Valuable Player, set a sophomore record with 51 three-point field goals and, after only two seasons, ranks third on the career three-point field goals made list (93). She tied a career high with four treys in the Hokies 89-76 victory over Iowa in the NCAA First Round. Mason, for the second consecutive year, proved her durability by leading the team with 1,110 minutes, averaging almost 36 minutes per contest.

Cassell Coliseum again proved to be a friendly home for the Hokies, as the team posted a 13-3 record, with the losses coming against eventual national champion Connecticut, fifth-ranked Penn State and NCAA participant Miami. Tech continued to draw well, averaging 3,685 fans. This included 7,128 for the NCAA Second Round game versus Penn State, the eighth-largest crowd in the program's history.

The season began at home and the Hokies did not disappoint with a convincing 77-60 win over Miami (Ohio). Kublina led four players in double



With this block against Liberty, Ieva Kublina became Virginia Tech's all-time leading shot blocker.

figures with 16 points in guiding the team to the program's 15th consecutive home-opening victory. Junior Erin Gibson had a double-double with 14 points and 10 rebounds while sophomores Mason and Dawn Chriss added a dozen points each.

The second game of the season would prove to vault the team to bigger and better things as Tech traveled to Charlottesville, Va., to face arch-rival and 24th-ranked Virginia. Tech, which had never defeated the Cavaliers on their home floor since becoming a varsity sport, staved off a furious Virginia rally in the waning moments to pull out a 63-62 victory. Mason had 18 points, including three treys, while Chriss added 11. Kublina, in early foul trouble, contributed seven points and

10 rebounds.

The only thing better than a 2-0 start and a No. 24 national ranking was a trip to paradise, as Tech headed to St. Thomas in the U.S. Virgin Islands over the Thanksgiving break to participate in the University of the Virgin Islands Paradise Jam. Clutch free-throw shooting down the stretch and a balanced scoring attack proved to be the difference in a 67-57 win over Iowa State. Tech made 9-of-10 free throws in the final two minutes and added a big three-pointer from redshirt-sophomore Fran Recchia to hold off the Cyclones. Gibson led the Hokies with 14 points followed by Kublina, Recchia and Chriss with 12 points, and Mason with 11.

A 7-0 run at the end of the game and a career

night from Mason led Tech to the championship of the Paradise Jam with a 63-56 win over Mississippi State. Mason, named the tournament's most valuable player and tied her career-high with 24 points including three treys and a 7-of-7 performance from the charity stripe. Kublina, selected to the all-tournament team, added 17 points and three blocks.

The Hokies returned to the mainland and used a second-half surge to edge Old Dominion 79-72, for their 17th consecutive home victory over an in-state opponent. For only the sixth time in the history of the program and the first time in four

years, Tech had three players in double-figures, led by Kublina and Chriss with 21 points each and Gibson with 20.

Defense proved to be the difference as Tech travelled south and defeated Alabama, 68-51. The Crimson Tide were limited to 30.8 percent shooting and scored only 19 points in the second half. The Hokie victory snapped Alabama's 53-game home winning streak against non-conference opponents. Gibson led Tech with 13 points and 12 rebounds followed by Kublina and Chriss also with 13.

Tech moved up to No. 18 and celebrated with

an easy 63-43 victory over future ACC opponent Maryland. After a ragged first half by both teams, the Hokies used a 13-4 run to open the second frame and later put away the Terps with an 11-0 spurt. Kublina registered a double-double with 14 points and 10 rebounds in the win.

Following a break for exams, the 16th-ranked Tech squad headed to Harrisonburg, Va., for a contest against James Madison. The Dukes led by four with just more than 12 minutes remaining before the Hokies exploded on a 17-1 run over the next seven minutes to win 60-53. Freshman Kirby Copeland had six of her career-high 11 points during the run while Chriss recorded 14 points and a career-high nine boards.

After a break for Christmas, Tech began a busy schedule hosting the Lady Luck Classic. Furman would be the first-round opponent and the teams battled back-and-forth in the first half until a Hokie surge gave the home team a lead it would never relinquish en route to an easy 83-70 win. Kublina led Tech with 25 points while Gibson had her fourth double-double of the young season with 14 points and a career-high 16 rebounds.

For 37 minutes, it looked like the visiting Wake Forest Demon Deacons were going to put an end to Virginia Tech's perfect season. For the final three minutes, however, the Hokies made certain their opponent didn't spoil the fun, rallying for a 70-59 win to capture the tournament title for the sixth consecutive season and record their 12th-straight win in the event. Kublina was selected the tournament MVP tallying 15 points in the title game and tallied 40 for the tournament. Sophomore Kerri Gardin recorded her first career double-double with 13 points and 13 rebounds.

It may not have been a pretty win, but it was a win nonetheless as Tech improved to 11-0 and 10-0 against Liberty with a 52-45 home win over the Flames. The Hokies shot a season-low 29.4 percent from the field but outscored their opponents 19-7 at the free-throw line. Chriss tallied 15 points followed by Kublina's 13 and 10 from Mason.

The final year of BIG EAST Conference competition opened with a bang as Tech suffocated Providence 64-34 at home. The 34 points were the fewest allowed in the history of the program, bettering the team's 1988 mark of 35 allowed against George Washington. The Hokies raced out to a 15-1 lead in the first six minutes and were never tested. With every member of the squad seeing action, Copeland led Tech with 12 points and sophomore Megan Finnerty totaled a career-high 11 points.



Erin Gibson led the Hokies in field-goal percentage and rebounds last season.



The Louis Brown Athletic Center is one place Virginia Tech will not miss this season as it enters ACC play. Tech dropped to 0-4 against Rutgers in the building known as the "RAC" and suffered the first loss of the season with a 56-43 loss to the Scarlet Knights. The 15th-ranked Hokies struggled from the field all night, shooting less than 40 percent as the second-best start in school history ended at 12-0. Chriss had 14 points in the loss but Tech's two top guns, Kublina and Mason, were held to six and zero points respectively.

From the opening tip, Tech's offense appeared still to be mired in a scoring slump as it's shooting was as cold as the frigid temperatures outside in a 53-40 loss at Notre Dame. The Hokies used a 13-4 run late in the first half to take a 20-16 lead into the locker room. The Irish assumed control early in the second frame with an 11-0 surge, forcing Tech to play catch-up the rest of the way. Gardin was the only Hokie in double figures with 10 points while Kublina was limited to only three points in the defeat.

Cassell Coliseum never looked so good, as the slumping Hokies snapped a two-game slide with an impressive 63-50 win over No. 19 Villanova. Tech jumped out to a quick 13-4 lead, later built the advantage to 27-9, and was never threatened. The Hokies shooting came to life as they shot 51.1 percent from the field and held a 39-24 advantage on the boards. Gardin led four players in double figures with 14 points including 6-of-6 from the free-throw line.

Just when all seemed to be right again, the Hokies had arguably their worst performance of the year in a 70-50 loss at Georgetown. The 19th-ranked Tech squad shot 50 percent in the first half but still found themselves down 30-23. In the second half, the Hokies struggled from the field as the Hoyas built a 10-point lead then iced the win with a 10-2 run late in the contest. Kublina had 18 points but only two rebounds as Georgetown held a 35-24 edge on the boards.

Sometimes the best offense is a good defense which is just what Tech needed to win 67-57 at Pittsburgh. After trailing 42-34 with 13 minutes remaining, the Hokies exploded on a 14-0 run then used a key Mason trey and clutch free throw shooting to seal the victory. Mason had 15 points and career-highs of eight rebounds and seven assists in the win.

Tech put together one of its best performances on Jan. 24 at home against Boston College in a battle of ranked teams. The Hokies, ranked 23rd, placed five players in double figures in a 80-64 victory over the 24th-ranked Eagles. Trailing 33-31

at the break, Tech outscored BC 49-31 in the second half led by Kublina with 15 of her 17 points coming in the second frame. Mason added 16 points followed by Gibson and Chriss with 14 each and Gardin with 13. The Eagles shot 55.6 percent from the field but the Hokies outscored the visitors 23-11 at the free throw line and held a commanding 32-19 edge on the glass.

Next up was the much anticipated battle with eventual national champion Connecticut in the Cassell. A crowd of more than 7,000 turned out to support Tech but UConn, both figuratively and literally, turned out the lights early in the game. The Huskies jumped out to an 11-2 lead in the first six minutes before a 20-minute power outage halted the game. When the lights came on, UConn didn't miss a beat in building an 18-point halftime advantage on the way to a 68-50 victory. Tech, limited to only 33.3 percent from the floor, was led by Kublina's 19 points and 15 from Mason.

A trip north to Syracuse, N.Y., in the dead of winter usually spells trouble for any traveler, but the Hokies shook off the UConn loss and dominated the smaller Orangewomen, 75-60. Kublina tallied 23 points with 10 rebounds and five blocks while Chriss and Gardin tossed in 14 each.

Kublina put up her second-straight 23-point performance in leading Tech to an easy 64-40 home win over Seton Hall. The Hokies jumped out to a 31-14 halftime lead and never were challenged in the contest. Tech limited the Pirates to 25.5 percent from the field and forced 22 turnovers.

The most devastating loss of the year occurred at West Virginia. With Tech seemingly in complete control of the game leading by 10 with a little more than four minutes left, the Mountaineers exploded on a 21-5 run to win 69-66. Mason led Tech

with 17 points including four treys.

There was nothing rosy about Tech's Valentine's Day 65-56 loss to 23rd-ranked Miami. Each team struggled in the first half as the Hokies could connect on only 27 percent from the field, but the Hurricanes committed 16 turnovers which kept Tech close trailing only 30-28 at the half. For the second consecutive game, the Hokies could not finish a game as Miami produced a 8-0 run in the final three minutes for the win. Tech shot only 30 percent for the game and Miami outscored them 18-9 at the free-throw line.

In a match-up that featured 10 lead changes and eight ties, Tech finally prevailed 48-42 in a defensive battle at Seton Hall. With the Hokies trailing 40-36 and 11 minutes left, Tech turned up the defensive pressure and forced the Pirates to miss their final 13 shots and register only two free throws the rest of the way.

A trip to Providence, R.I., proved to be a victorious one as Tech jumped out to a 41-24 halftime lead en route to an easy 77-56 win over the Friars.



Point guard Carrie Mason directed Tech to another NCAA Tournament appearance as a sophomore.



2003-04 RESULTS

The Hokies shot a little less than 50 percent from the floor and had a season-low nine turnovers. Kublina had another outstanding game with 19 points and all 12 members of the squad saw action in the contest.

In the first meeting with Pittsburgh, the Hokies had to come from behind in the second half to pull off a 67-57 win. However, the rematch proved to be much different as Tech blistered the nets in cruising to a 85-55 win. Tech shot a season-high 63.8 percent in front of 6,364, the ninth-largest crowd to witness a home women's contest in the Cassell. Every member of the team scored in the one-sided affair led by Mason who tallied 14 points and was 6-of-6 from the field including two treys.

The Hokies sent their three seniors out with a bang in the final regular season contest, blasting St. John's 69-38. Again, every Hokie saw action in the contest, as Tech used a 21-4 surge early in the second half to remove any doubt as to the outcome. Freshman Kirby Copeland led the way with a dozen points followed by Chriss with 10. Tech forced the Red Storm into 35 turnovers and limited the visitors to less than 35 percent from the field. The win gave Tech a 10-6 league mark as the Hokie seniors completed their four years in the BIG EAST averaging 10 conference wins a year.

Virginia Tech, a disappointing eighth-seed in the BIG EAST Tournament, found itself in deep trouble against Georgetown in the first round. The Hoyas, who handed Tech its worst loss of the season, 70-50, led 40-28 six minutes into the second half. Trailing 43-37 a few moments later, the Hokies put the hammer down and ripped off 17 unanswered points to win going away, 56-47. Mason tied for team-high honors with 14 points, including three big treys.

A rematch with UConn in the quarterfinals was a defensive struggle from the outset. Tech held the Huskies to a season-low in points and All-American Diana Taurasi scored only four points. However, as good as the defensive effort was, Tech's offense had trouble mustering anything in the 48-34 loss. Mason was the only Hokie in double figures with 13 points.

When Virginia Tech faced the Iowa Hawkeyes in the NCAA First Round in Blacksburg, it was the old case of the irresistible force and the immovable object as Iowa had never lost a first-round NCAA contest and Tech had won its past seven postseason openers. However, the Hokies used hot shooting throughout the game to ultimately resist the Hawkeyes, 89-76. Tech shot 59.0 percent for the game and hit a season-high seven

Nov.	21	MIAMI (OHIO)	W	77-60
	23	at #24 Virginia	W	63-62
	28	vs. Iowa State%	W	67-57
Dec.	29	vs. Mississippi State%	W	63-56
	3	OLD DOMINION	W	79-72
	7	at Alabama	W	68-51
	13	MARYLAND	W	63-43
	21	at James Madison	W	60-53
	28	FURMAN\$	W	83-70
	29	WAKE FOREST\$	W	70-59
Jan.	2	LIBERTY	W	52-45
	4	PROVIDENCE*	W	64-34
	7	at Rutgers*	L	43-56
	10	at Notre Dame*	L	40-53
	14	#19/24 VILLANOVA*	W	63-50
	17	at Georgetown*	L	50-70
	21	at Pittsburgh*	W	67-57
	24	#24/19 BOSTON COLLEGE*	W	80-64
	27	#4/3 CONNECTICUT*	L	50-68
	31	at Syracuse*	W	75-60
Feb.	3	SETON HALL*	W	64-40
	10	at West Virginia*	L	66-69
	14	MIAMI*	L	56-65
	18	at Seton Hall*	W	48-42
	21	at Providence*	W	77-56
Mar.	28	PITTSBURGH*	W	85-55
	2	ST. JOHN'S*	W	69-38
	6	vs. Georgetown**	W	56-47
	7	vs. #4/3 Connecticut**	L	34-48
	21	IOWA!	W	89-76
	23	#5/7 PENN STATE!	L	48-61

Home Games in ALL CAPS

** BIG EAST Conference game*

% Univ. of the Virgin Islands Paradise Jam in St. Thomas, Virgin Islands

\$ Lady Luck Classic in Blacksburg, Va.

***BIG EAST Championship in Hartford, Conn.*

! NCAA 1st & 2nd Round in Blacksburg, Va.

three-point shots. Kublina led all scorers with 26 points followed by Mason's 19, including four treys.

The season came to end in the NCAA Second Round as the Hokies dropped a 61-48 decision to No. 1-seed and fifth-ranked Penn State. A crowd of 7,128, the eighth-largest for a Tech women's game, was on hand but a 27-6 second-half run by the Nittany Lions was too much for the Hokies to overcome. Tech led 28-25 at the half following a 7-1 run and extended the lead to 32-27 on two Mason free throws following a technical foul. From that point on, Penn State took control outscoring the Hokies 34-16 the rest of the way. Mason led Tech with 16 points followed by Kublina's 15-point effort.

The end of the season was not the end of the

story for the Tech women as head coach Bonnie Henrikson resigned on March 29 to become the head coach at the University of Kansas. The Virginia Tech administration moved swiftly to fill the vacancy as Beth Dunkenberger, head coach at Western Carolina and a former Tech assistant, was named the program's fifth head women's coach on April 6.

A seventh consecutive postseason appearance and seven straight 20-win seasons have solidified the Hokies' place among the nation's elite women's basketball programs. With the return of four starters, entrance into the Atlantic Coast Conference and the homecoming for the new head coach, excitement abounds as the Hokies look forward to the 2004-05 season.



03-04 STATISTICS

#	Player	GP	GS	Min.	Avg.	TOTAL			3-PTS			REBOUNDS			PF	FO	A	TO	Blk.	Stl.	Pts.	Avg.													
						FG	FGA	Pct.	3FG	FGA	Pct.	FT	FTA	Pct.									Off.	Def.	Tot.	Avg.									
14	KUBLINA, Ieva	31	31	999	32.2	155	374	.414	21	78	.269	95	115	.826	74	130	204	6.6	76	1	26	72	73	23	426	13.7									
	Conference-Only...	16	16	496	31.0	79	184	.429	7	33	.212	42	54	.778	38	60	98	6.1	38	0	10	38	40	10	207	12.9									
24	MASON, Carrie	31	31	1100	35.8	114	272	.419	51	129	.395	79	99	.798	6	85	91	2.9	33	0	84	86	4	58	358	11.5									
	Conference-Only...	16	16	543	33.9	51	117	.436	24	60	.400	36	42	.857	1	48	49	3.1	17	0	38	44	0	23	162	10.1									
23	CHRISS, Dawn	31	31	943	30.4	114	237	.481	1	3	.333	87	104	.837	45	101	146	4.7	83	2	72	81	28	44	316	10.2									
	Conference-Only...	16	16	470	29.4	58	118	.492	0	1	.000	37	44	.841	17	46	63	3.9	44	2	39	39	9	23	153	9.6									
54	GIBSON, Erin	31	30	956	30.8	111	229	.485	0	0	.000	65	108	.602	74	141	215	6.9	75	2	24	64	24	13	287	9.3									
	Conference-Only...	16	15	474	29.6	52	106	.491	0	0	.000	27	48	.563	30	66	96	6.0	36	1	14	28	10	7	131	8.2									
32	GARDIN, Kerri	31	29	799	25.8	88	256	.344	2	6	.333	64	95	.674	60	107	167	5.4	51	1	90	91	17	36	242	7.8									
	Conference-Only...	16	14	433	27.1	50	141	.355	1	5	.200	35	47	.745	34	56	90	5.6	32	1	47	52	9	23	136	8.5									
5	COPELAND, Kirby	30	0	346	11.5	38	97	.392	0	0	.000	24	39	.615	28	42	70	2.3	44	0	29	56	3	26	100	3.3									
	Conference-Only...	16	0	173	10.8	23	51	.451	0	0	.000	16	26	.615	13	19	32	2.0	25	0	16	32	2	17	62	3.9									
10	RECCHIA, Fran	29	0	260	9.0	17	54	.315	7	29	.241	19	20	.950	4	24	28	1.0	6	0	14	20	0	3	60	2.1									
	Conference-Only...	16	0	126	7.9	7	22	.318	2	13	.154	6	6	1.000	0	11	11	0.7	1	0	7	11	0	0	22	1.4									
45	FINNERTY, Megan	29	0	230	7.9	19	40	.475	0	0	.000	20	33	.606	17	22	39	1.3	32	0	2	20	3	9	58	2.0									
	Conference-Only...	14	0	116	8.3	13	24	.542																											
42	SIMMONS, Davina	26	1	199	7.7	22	49	.449	0	0	.000	5	10	.500	19	15	34	1.3	28	0	3	7	0	9	49	1.9									
	Conference-Only...	15	1	139	9.3	16	36	.444	0	0	.000	5	8	.625	13	13	26	1.7	15	0	2	5	0	5	37	2.5									
25	ANDERSON, Britney	25	1	258	10.3	18	52	.346	0	0	.000	9	14	.643	13	21	34	1.4	14	0	17	20	3	15	45	1.8									
	Conference-Only...	14	1	168	12.0	15	35	.429	0	0	.000	4	8	.500	9	13	22	1.6	10	0	11	14	3	9	34	2.4									
21	FOWLER, Brandy	9	1	63	7.0	9	11	.818	0	0	.000	2	9	.222	9	6	15	1.7	6	0	1	6	3	2	20	2.2									
	Conference-Only...	4	1	32	8.0	4	6	.667	0	0	.000	1	4	.250	2	2	4	1.0	5	0	0	2	2	2	9	2.3									
11	DIAWARA, Nare	8	0	37	4.6	2	9	.222	0	0	.000	4	8	.500	7	6	13	1.6	4	0	1	2	3	0	8	1.0									
	Conference-Only...	6	0	30	5.0	2	8	.250	0	0	.000	4	6	.667	7	5	12	2.0	4	0	1	2	2	0	8	1.3									
TEAM REBOUNDS												51	63	114	3.7	0	10																		
Conference-Only...												23	37	60	3.8	0	6																		
Virginia Tech												31	707	1680	.421	82	245	.335	473	654	.723	407	763	1170	37.7	452	6	363	535	161	238	1969	63.5		
Conference-Only...												16	370	848	.436	34	112	.304	223	306	.729	195	387	582	36.4	244	4	186	282	79	125	997	62.3		
Opponents.....												31	663	1749	.379	96	339	.283	315	468	.673	390	647	1037	33.5	562	13	309	550	123	253	1737	56.0		
Conference-Only...												16	329	860	.383	50	164	.305	169	254	.665	184	326	510	31.9	263	5	166	294	58	138	877	54.8		

SCORE BY PERIODS:	1st	2nd	Total
Virginia Tech	895	1,074	1,969
Opponents	780	957	1,737

DEADBALL REBOUNDS:	OFF	DEF	TOTAL
Virginia Tech	88	14	102
Opponents	71	13	84

The Hokies advanced to the second round of the NCAA Tournament last season, marking their seventh consecutive postseason appearance and seventh-straight 20-win season.





GAME-BY-GAME REVIEW

Game One

Virginia Tech 77, Miami (Ohio) 60

BLACKSBURG, Va. (11/21/03) — The Virginia Tech women's basketball team kicked off their 2003-04 campaign with a convincing 77-60 win over the Miami RedHawks. The win improved Tech's record in home openers to 15-2, with 15 consecutive home-opening wins. Ieva Kublina paced the Hokies with 16 points, seven rebounds, and five blocks.

Tech assumed control from the tip with back-to-back layups from Kerri Gardin and Erin Gibson to go up 4-0. The Hokies had a commanding 14-6 lead at the 13-minute mark before the RedHawks stormed back with 10 unanswered points to go up 16-14 on a Cindi Merrill jumper. Kublina quickly put an end to the run with two layups to put the Hokies up 18-16 at the seven-minute mark, a lead the Hokies would not relinquish. A buzzer-beating three-pointer by Fran Recchia increased the Hokies' lead to 41-28 at the half.

In the second half, Miami managed to dent Tech's lead, getting within eight points at the 13-minute mark. However, Tech quickly fired back with an eight-point run in which Erin Gibson took command with six points in less than a minute and a half to go up 57-41.

A Gardin jumper at the six-minute mark gave the Hokies a 21-point lead, their largest of the evening.

Kublina led four Tech players in double figures with 16 points and five blocks. Kublina's five blocks marks the eighth game in which she has recorded five or more blocks. Gibson notched her seventh career double-double with 14 points and a game-leading 10 boards. Dawn Chriss and Carrie Mason added 12 points each.

Virginia Tech 77, Miami (Ohio) 60 Nov. 21, 2003; Cassell Coliseum

Miami (Ohio)(60)	MP	FG	FT	R	A	PF	TP
Smith	26	3-7	1-1	7	1	4	7
Day	28	6-12	3-4	4	1	5	15
Motto	31	3-11	0-0	9	2	1	6
Kozlowski	33	1-8	0-0	3	0	1	3
Merrill	27	3-13	0-0	6	3	4	7
Ntumba	6	0-0	0-0	1	0	1	0
Jackson	17	4-10	2-3	3	2	4	11
Beck	9	1-3	0-0	0	0	3	3
Burke	2	0-0	0-0	0	0	0	0
Lancaster	19	3-10	2-2	2	0	1	8
Miller	2	0-0	0-0	0	0	0	0
Team				6			
Totals	200	24-74	9-12	41	9	24	60

VT (77)	MP	FG	FT	R	A	PF	TP
Kublina	24	6-13	3-3	7	0	4	16
Chriss	32	3-7	6-8	8	4	2	12
Gardin	20	2-6	1-2	5	2	0	5
Gibson	29	4-7	6-9	10	2	1	14
Mason	32	5-14	1-2	2	1	0	12
Recchia	18	1-3	3-4	3	2	3	6
Djawara	5	0-1	0-2	1	0	0	0
Fowler	11	3-3	1-3	3	0	0	7
Anderson	18	2-5	0-0	3	3	1	4
Finnerty	11	0-1	1-2	4	0	1	1
Team				1			
Totals	200	26-60	22-35	47	14	12	77

Miami (Ohio)	28	32	—	60
Virginia Tech	41	36	—	77

PERCENTAGES:

MU	FG%	32.4	3PT%	17.6	FT%	75.0
VT	FG%	43.3	3PT%	23.1	FT%	62.9

3-POINTERS — MU 3 (Kozlowski, Jackson, Beck); VT 3 (Kublina, Mason, Recchia)
BLOCKED SHOTS — MU 1 (Day); VT 10 (Kublina 5, Chriss 2, Gibson 2, Gardin)
STEALS — MU 6 (Lancaster 2, Smith, Day, Kozlowski, Jackson); VT 9 (Anderson 4, Kublina 2, Mason 2, Chriss)
TURNOVERS — MU 16 (Day 3, Motto 3, Merrill 3, Jackson 3, Smith 2, Kozlowski, Beck); VT 14 (Gardin 3, Mason 3, Recchia 3, Chriss 2, Finnerty 2, Gibson)
TECHNICAL FOULS — None
OFFICIALS: Patti Fernandes, John Jones, Jonn Almaroke
ATTENDANCE: 2,687

Game Two

Virginia Tech 63, Virginia 62

CHARLOTTESVILLE, Va. (11/23/03) — Virginia Tech proved there is a first time for everything as the Hokies defeated the 24th-ranked Virginia Cavaliers 63-62, for their first-ever win as a varsity team in Charlottesville.

Sophomore Carrie Mason led the Hokies with 18 points, while fellow sophomore Dawn Chriss provided 11 points. Mason also notched three assists and four steals. Senior Ieva Kublina got into some foul trouble, but still managed to lead the Hokies on the boards with 10. She tallied seven points. Brandi Teamer led the Cavaliers with a double-double of 19 points and 11 rebounds. LaTonya Blue came off the bench to score all 15 of her points in the second half. For the game, Virginia Tech shot 43 percent (24-of-56) and outrebounded the Cavaliers 38-36.

The Hokies survived a furious Cavalier rally in the second half after being up by as many as 14. Leading 63-62 with 4.8 seconds left, the Hokies denied two Cavalier game-winning attempts, including a turnaround jumper in the lane that Teamer missed. Virginia Tech opened up its largest lead, 48-34, at 14:46 of the second half after leading 36-30 at the break. Chriss keyed the 12-4 run with seven points. Over the next 11 minutes, however, the Cavaliers trimmed the lead to just two, at 59-57 after a fastbreak layup by Anna Prillaman. The Hokies scored the next four points to grab a 63-57 lead at 2:34, then held on as the Cavaliers applied the pressure and retreated to within one.

Virginia Tech 63, #24 Virginia 62 Nov. 23, 2003; University Hall

VT (63)	MP	FG	FT	R	A	PF	TP
Kublina	26	2-11	3-3	10	1	4	7
Gardin	27	3-10	1-2	2	4	2	7
Gibson	26	3-7	0-1	6	0	3	6
Chriss	34	5-9	1-1	6	2	2	11
Mason	39	7-15	1-3	2	3	1	18
Copeland	1	0-0	0-0	0	0	0	0
Recchia	4	0-0	4-4	0	0	0	4
Fowler	13	2-2	0-2	5	0	1	4
Anderson	15	1-4	0-0	4	0	0	2
Simmons	2	0-0	0-0	0	0	0	0
Finnerty	13	1-3	2-2	1	1	1	4
Team				0			
Totals	200	24-61	12-18	36	11	14	63

#24 UVa (62)	MP	FG	FT	R	A	PF	TP
Teamer	30	7-15	5-7	11	2	3	19
Crosswhite	20	2-5	0-0	3	1	5	5
Kreager	24	2-8	0-0	6	0	3	4
Grant-Fairley	11	0-2	0-0	0	0	0	0
Prillaman	37	4-7	0-0	1	4	1	10
Chatman	1	0-0	0-0	0	0	0	0
Williams	18	3-7	1-4	5	0	2	7
McGuire	18	0-0	0-0	1	1	0	0
Blue	20	5-9	2-2	4	4	2	15
Wulff	3	0-0	0-0	0	0	0	0
Sardin	12	1-2	0-0	2	0	3	2
O'Reggio	6	0-1	0-0	2	0	0	0
Team				1			
Totals	200	24-56	8-13	38	13	19	62

Virginia Tech	36	27	—	63
#24 Virginia	30	32	—	62

PERCENTAGES:

VT	FG%	39.3	3PT%	30.0	FT%	66.7
Uva	FG%	42.9	3PT%	54.5	FT%	61.5

3-POINTERS — VT 3 (Mason 3); Uva 6 (Blue 3, Prillaman 2, Crosswhite)
BLOCKED SHOTS — VT 2 (Gardin, Chriss); Uva 4 (Teamer, Prillaman, Chatman, Blue)
STEALS — VT 12 (Mason 4, Gardin 2, Chriss 2, Anderson 2, Kublina, Gibson); Uva 6 (Williams 2, McGuire 2, Crosswhite, Blue)
TURNOVERS — MU 15 (Gibson 3, Mason 3, Fowler 3, Finnerty 3, Kublina, Gardin, Anderson); Uva 19 (Teamer 5, Kreager 2, Grant-Fairley 2, Prillaman 2, Chatman 2, Blue 2, Crosswhite, Williams, McGuire, Sardin)
TECHNICAL FOULS — None
OFFICIALS: Nan Sisk, Susan Blauch, Ed Novak
ATTENDANCE: 3,031

Game Three

Virginia Tech 67, Iowa State 57

ST. THOMAS, U.S. Virgin Islands (11/28/03) — Clutch free-throw shooting down the stretch and a balanced scoring attack proved to be the differences in Virginia Tech's 67-57 victory over Iowa State in the first round of the Paradise Jam played on the campus of the University of the Virgin Islands.

Tech made 9-of-10 free throws in the final two and a half minutes and added a Fran Recchia three-pointer to squelch an Iowa State rally and claim the victory. The Hokies led by as many as 13 points in the second half only to see the Cyclones cut the margin to 40-37 with 10:59 remaining in the contest. An Erin Gibson layup and a Ieva Kublina three-pointer regained the momentum for Tech and Iowa State could get no closer than six points the rest of the way.

Virginia Tech placed five players in double figures led by Gibson with 14 points followed by Kublina, Recchia and Dawn Chriss with 12 each. Carrie Mason added 11 points in the Hokies' win. Kublina and Recchia each pulled down eight rebounds while Kublina and Gibson finished with three blocks each as the Hokies rejected nine as a team. The eight rebounds for Recchia was a career high.

Iowa State was led by Lyndsey Medders with a game-high 19 points followed by Anne O'Neil with 13 points and Brittany Wilkins with 10.

#24 Virginia Tech 67, Iowa State 57 University of the Virgin Islands Paradise Jam Nov. 28, 2003; Sport & Fitness Center

ISU (57)	MP	FG	FT	R	A	PF	TP
Kreiner	31	3-5	0-0	7	1	5	6
Fox	30	2-7	0-0	4	0	3	4
O'Neil	35	2-7	9-10	5	2	0	13
Paustian	21	0-1	0-0	1	0	1	0
Ronhovde	27	2-7	0-0	6	0	1	5
Medders	30	7-13	3-4	3	5	3	19
Wilkins	26	5-9	0-1	5	0	3	10
Team				5			
Totals	200	21-49	12-15	36	8	16	57

#24 VT (67)	MP	FG	FT	R	A	PF	TP
Kublina	33	5-13	0-0	8	1	2	12
Gardin	16	1-7	4-4	2	2	2	6
Gibson	38	6-10	2-3	4	2	0	14
Chriss	24	3-11	6-6	0	0	4	12
Mason	39	3-7	4-6	5	4	1	11
Copeland	5	0-0	0-0	0	1	0	0
Recchia	24	4-9	2-2	8	1	0	12
Fowler	4	0-0	0-0	1	1	0	0
Anderson	14	0-2	0-0	1	1	1	0
Simmons	1	0-0	0-0	0	0	0	0
Finnerty	2	0-2	0-1	1	0	0	0
Team				4			
Totals	200	22-61	18-22	34	13	10	67

Iowa State	21	36	—	57
#24 Virginia Tech	32	35	—	67

PERCENTAGES:

ISU	FG%	42.9	3PT%	23.1	FT%	80.0
VT	FG%	36.1	3PT%	55.6	FT%	81.8

3-POINTERS — ISU 3 (Medders 2, Ronhovde); VT 5 (Kublina 2, Recchia 2, Mason)
BLOCKED SHOTS — ISU 4 (Wilkins 3, Kreiner); VT 9 (Kublina 3, Gibson 3, Mason 2, Chriss)
STEALS — ISU 8 (Kreiner 5, O'Neil 2, Paustian); VT 9 (Chriss 3, Mason 3, Recchia 2, Kublina)
TURNOVERS — ISU 15 (Fox 5, Kreiner 2, O'Neil 2, Medders 2, Wilkins 2, Ronhovde, Team); VT 11 (Kublina 2, Gardin 2, Gibson 2, Mason, Copeland, Recchia, Anderson, Finnerty)
TECHNICAL FOULS — None
OFFICIALS: Kathy Lynch, Bruce Morris, Joann Aldrich
ATTENDANCE: 1,266



Game Four

Virginia Tech 63, Mississippi State 56

ST. THOMAS, U.S. Virgin Islands (11/29/03) — Virginia Tech used a 7-0 run at the end of the game and a career night from Carrie Mason to defeat Mississippi State 63-56 in the championship game of the University of the Virgin Islands Paradise Jam played at the Sport and Fitness Center on the UVI campus.

Tech saw a 10-point lead evaporate late in the game, but managed to hit free throws down the stretch to claim the title. With the score tied at 56, Erin Gibson put back a miss of her own shot and was fouled with 32 seconds left in the game. Gibson could not convert the three-point play but Dawn Chriss grabbed the offensive rebound and passed out to Mason who was fouled. Mason converted two free throws with 23 remaining to put Tech up 60-56. The Lady Bulldogs' Tan White turned the ball over and Ieva Kublina sank one of two free throws to increase the advantage to five with only 13 ticks remaining on the clock. White missed a trey and Mason iced the game with two more free throws.

Mason, the tournament Most Valuable Player, tied her career-high with 24 points including three treys and was 7-of-7 at the charity stripe. Kublina, named to the All-Tournament Team, added 17 points and three blocks. Gibson added eight points and 11 boards in the victory.

#24 Virginia Tech 63, Mississippi State 56 Nov. 28, 2003; Sport & Fitness Center University of the Virgin Islands Paradise Jam

#24 VT (63)	MP	FG	FT	R	A	PF	TP
Kublina	35	7-13	3-4	5	0	0	17
Gardin	11	0-2	0-0	0	1	1	0
Gibson	34	4-9	0-1	11	0	0	8
Chriss	32	3-5	2-2	8	4	1	8
Mason	39	7-13	7-7	5	1	1	24
Copeland	24	3-6	0-2	5	1	3	6
Recchia	9	0-1	0-0	1	1	1	0
Anderson	6	0-2	0-0	1	0	0	0
Simmons	7	0-0	0-0	0	1	2	0
Finnerty	4	0-0	0-0	0	0	0	0
Team				3			
Totals	200	24-51	12-16	39	9	19	63

MSU (56)	MP	FG	FT	R	A	PF	TP
Burton	2	0-1	0-0	0	0	0	0
Kates	36	2-4	0-0	2	1	2	6
Burns	35	4-11	3-3	6	2	1	11
White	34	3-13	1-2	3	2	3	8
Anderson	26	7-13	0-0	4	1	2	15
Chekwa	12	0-1	0-0	2	1	3	0
Carter	17	2-6	0-0	1	2	0	6
Warren	19	3-9	0-0	4	1	2	8
Ferguson	8	0-0	0-0	0	1	1	0
McKinney	9	1-4	0-0	0	0	0	2
Hilliard	2	0-0	0-0	0	0	0	0
Team				1			
Totals	200	22-62	4-5	28	11	14	56

#24 Virginia Tech	35	38	—	63
Mississippi State	26	30	—	56

PERCENTAGES:				
VT	FG%	47.1	3PT%	42.9
MSU	FG%	35.5	3PT%	36.4
			FT%	75.0
			FT%	80.0

3-POINTERS — VT 3 (Mason 3); MSU 8 (Kates 2, Carter 2, Warren 2, White, Anderson)
BLOCKED SHOTS — VT 4 (Kublina 3, Mason); MSU 3 (Anderson, Warren, McKinney)
STEALS — VT 7 (Chriss 2, Mason 2, Simmons 2, Copeland); MSU 10 (Burns 2, Anderson 2, Warren 2, White, Chekwa, Carter, McKinney)
TURNOVERS — VT 23 (Chriss 6, Kublina 4, Gibson 3, Mason 3, Copeland 3, Recchia, Anderson, Simmons, Finnerty); MSU 16 (Burns 4, Chekwa 3, White 2, Warren 2, McKinney 2, Kates, Anderson, Team)
TECHNICAL FOULS — None
OFFICIALS: Joanne Aldrich, Norma Jones, Bruce Morris
ATTENDANCE: 2,369

Game Five

Virginia Tech 79, Old Dominion 72

BLACKSBURG, Va. (12/3/03) — The Virginia Tech women's basketball team improved to 5-0 on the year and 17-0 under Bonnie Henrickson against teams from Virginia as they edged intrastate rival Old Dominion, 79-72, at Cassell Coliseum.

Led by 20-point efforts from three Hokies, Virginia Tech rallied from a one-point deficit at halftime (35-34) to lead by as many as 14 in the final half. Sophomore Dawn Chriss poured in a career-high 21 points to go along with seven rebounds, while senior Ieva Kublina, playing in her 100th career game, notched 21 as well. Kublina also pulled down eight rebounds.

Hokie junior Erin Gibson contributed a season-high 20 points to go along with a team-high nine rebounds as the Hokies won the battle of the boards, 39-32. Sophomore Carrie Mason dished out a team-high six assists.

Trailing 47-43 with 15:09 left in the game, the Hokies went on an 8-0 run, capped by a Gibson layup at 12:17, to take a 51-47 lead they never relinquished. Lady Monarch leading scorer Monique Coker picked up her fourth foul at 15:39, opening the door for the Hokie run. The Hokies then outscored the Lady Monarchs 15-5 over the next 4:17 to push the lead to its largest, at 66-52, with eight minutes left. The Lady Monarchs trimmed the lead to single digits three times in the final eight minutes but never got any closer than seven points.

#19/24 Virginia Tech 79, Old Dominion 72 Dec. 3, 2003; Cassell Coliseum

ODU (72)	MP	FG	FT	R	A	PF	TP
Davis	29	6-13	2-2	5	2	2	14
Coker	31	7-12	4-5	10	5	4	18
Nhassengo	25	3-8	1-2	3	1	2	7
Spence	34	3-7	2-2	5	2	3	10
Grant	38	10-19	1-2	1	1	4	21
Lyons	9	1-2	0-0	1	0	0	2
Wilson	8	0-1	0-0	0	1	1	0
Koukouvinou	2	0-0	0-0	0	0	0	0
Calwell	6	0-2	0-0	0	0	3	0
Triggs	18	0-4	0-0	2	0	1	0
Team				5			
Totals	200	30-68	10-13	32	12	20	72

#19/24 VT (79)	MP	FG	FT	R	A	PF	TP
Gardin	18	2-7	0-2	7	3	0	4
Gibson	37	8-14	4-4	9	1	3	20
Kublina	35	7-10	6-7	8	3	3	21
Chriss	38	6-9	9-11	7	2	3	21
Mason	40	4-10	1-2	1	6	1	9
Copeland	7	0-0	0-0	0	0	0	0
Recchia	15	0-2	0-0	2	0	0	0
Anderson	2	0-0	0-0	0	0	0	0
Simmons	5	1-3	0-2	2	0	0	2
Finnerty	3	1-3	0-0	1	0	0	2
Team				2			
Totals	200	29-58	20-28	39	15	10	79

Old Dominion	35	37	—	72
#19/24 Virginia Tech	34	45	—	79

PERCENTAGES:				
ODU	FG%	44.1	3PT%	22.2
VT	FG%	50.0	3PT%	33.3
			FT%	76.9
			FT%	71.4

3-POINTERS — ODU 2 (Spence 2); VT 1 (Kublina)
BLOCKED SHOTS — ODU 7 (Triggs 4, Coker 2, Calwell); VT 6 (Gibson 2, Chriss 2, Recchia, Gardin)
STEALS — ODU 8 (Nhassengo 3, Coker 2, Grant, Wilson, Davis); VT 6 (Gibson 2, Chriss 2, Recchia, Gardin)
TURNOVERS — ODU 14 (Coker 4, Nhassengo 4, Spence 2, Lyons 2, Calwell, Triggs); VT 15 (Gardin 4, Kublina 3, Mason 2, Recchia 2, Gibson, Chriss, Copeland, Anderson)
TECHNICAL FOULS — None
OFFICIALS: Lisa Mattingly, Tom Danaher, Bryan Brunette
ATTENDANCE: 2,722

Game Six

Virginia Tech 68, Alabama 51

TUSCALOOSA, Ala. (12/7/03) — Defense proved to be the difference in Virginia Tech's 68-51 victory over Alabama in Coleman Coliseum. The Tech win snapped the Crimson Tide's 53-game home winning streak against non-conference opponents and continued the Hokies' second-best start in school history.

Virginia Tech limited Alabama to only 19 second-half points to win the first-ever meeting between the two programs. Tech held the Tide to only 26.3 percent (5-19) in the second half and 30.8 percent for the game.

Erin Gibson led Tech with 13 points and 12 rebounds followed by Ieva Kublina and Dawn Chriss also with 13 points. The double-double was Gibson's second of the season and eighth of her career. Carrie Mason added nine points and five steals.

After trailing 32-29 at the half, Tech battled the Tide to a 36-36 tie with a little more than 16 minutes remaining in the contest. The Hokies outscored Alabama 32-15 the rest of way to secure the victory. Alabama dominated the boards in the opening half, 27-19, but Tech responded in the second half with a 19-11 advantage. Free throws again proved to be a key factor in a Hokie victory, as Tech connected on 79.3 percent (23-29) of its' charity tosses while the Tide made only 53.1 percent (17-32).

Alabama was led by Monique Bivins and Navonda Moore with 12 points each followed by Lauren Hill with 10 points.

#19/24 Virginia Tech 68, Alabama 51 Dec. 7, 2003; Coleman Coliseum

#19/24 VT (79)	MP	FG	FT	R	A	PF	TP
Gardin	15	1-5	2-4	1	0	4	4
Gibson	36	4-7	5-6	12	0	4	13
Kublina	31	5-13	2-2	6	2	3	13
Chriss	32	2-8	8-10	2	2	4	13
Mason	38	2-6	5-5	3	5	2	9
Copeland	25	3-5	0-0	5	0	3	6
Recchia	7	2-4	0-0	0	0	0	5
Anderson	3	0-0	0-0	1	0	0	0
Simmons	7	2-3	0-0	1	0	3	4
Finnerty	6	0-0	1-2	1	0	2	1
Team				6			
Totals	200	21-51	23-29	38	9	22	68

Alabama (51)	MP	FG	FT	R	A	PF	TP
Freeman	20	1-6	1-2	2	0	2	3
Hill	17	4-7	1-1	3	0	3	10
Hamilton	12	0-3	0-2	3	0	2	0
Redus	22	1-1	1-3	1	1	4	3
Sipe	13	0-5	0-0	5	1	1	0
Drury	1	0-0	0-0	0	0	0	0
Martin	17	2-4	3-6	1	2	2	7
Taylor	1	0-0	0-0	0	0	0	0
Bivins	27	3-10	6-9	7	0	2	12
Gamble	23	1-4	0-0	4	1	4	2
Moore	21	3-8	5-8	3	0	3	12
Merrifweather	26	1-3	0-1	6	0	2	2
Team				6			
Totals	200	16-52	17-32	41	5	25	51

#19/24 Virginia Tech	29	39	—	68
Alabama	32	19	—	51

PERCENTAGES:				
VT	FG%	41.2	3PT%	33.3
UA	FG%	30.8	3PT%	25.0
			FT%	79.3
			FT%	53.1

3-POINTERS — VT 3 (Kublina, Chriss, Recchia); UA 2 (Hill, Moore)
BLOCKED SHOTS — VT 5 (Chriss 3, Kublina, Copeland); UA 5 (Hamilton 2, Merrifweather 2, Freeman)
STEALS — VT 9 (Chriss 3, Copeland 3, Mason 2, Simmons); UA 5 (Redus, Sipe, Bivins, Gamble, Moore)
TURNOVERS — VT 18 (Gibson 7, Copeland 4, Chriss 3, Kublina 2, Gardin, Mason); UA 22 (Hill 5, Freeman 3, Redus 3, Bivins 3, Gamble 3, Martin 2, Moore 2, Sipe)
TECHNICAL FOULS — None
OFFICIALS: John Morningstar, Art Bomengen, Terri Maddock
ATTENDANCE: 1,250



Game Seven

Virginia Tech 63, Maryland 43

BLACKSBURG, Va. (12/13/03) — Virginia Tech maintained its undefeated streak, defeating future ACC rival Maryland by a final tally of 63-43, in Cassell Coliseum. The Hokies (7-0) used a dominating second-half performance to extend a six-point half time lead to as many as 23 at one point. Ieva Kublina paced Tech with her 17th career double-double as she poured in 14 points and 10 boards.

The first half was marred by poor shooting and turnovers from both teams as they shot less than 30 percent with each committing 10 turnovers. Tech assumed an early 13-5 lead on a Kerri Gardin three-pointer followed by a Megan Finnerty free throw, however Maryland quickly countered with an eight-point run to even the score at 13 all with 8:26 left in the first. Tech would regain the lead at the seven-minute mark, going up 17-13 on a Kublina layup. Both teams' shooting would get even colder as the next five minutes were played scoreless until Anesia Smith's jumper at 2:14 brought the Terps within two. Tech would quickly add four points to assume a 21-15 lead going into the half.

The second half was a stark contrast to the first as the Hokies came out gunning, going on a 13-4 run extending their lead to 15, 34-19, on an Erin Gibson layup. Maryland would narrow the lead to just eight, 34-26, with 14:39 remaining, but that would be as close as the Terps would come. Back-to-back baseline jumpers from Kerri Gardin would key an 11-point run that would extend the Hokies' lead to 21 with 8:27 remaining. For the remainder of regulation, the Terps would never get closer than 18 points.

Game Eight

Virginia Tech 60, James Madison 53

HARRISONBURG, Va. (12/21/03) — No. 16/17 Virginia Tech maintained its unbeaten streak by holding off James Madison University, 60-53, at the JMU Convocation Center. Erin Gibson led the Hokies with 15 points and 12 rebounds to record her third double-double of the season.

Tech assumed an early 5-0 lead on a Carrie Mason three-pointer followed by a Kirby Copeland fastbreak layup at the 14:44 mark. The Hokies could not extend their lead past five as the Dukes' zone held Tech to just 30 percent shooting in the half.

The Dukes would battle back to even the contest when Mary Beth Culberson converted on a three-point play with 10:14 remaining in the half. Tech regained the lead on two foul shots followed by an Erin Gibson layup at the 2:42 mark to put the Hokies up 25-20. However, the Dukes would close that margin to two, 25-23, at the half as Lesley Dickinson completed a three-point play with 37 seconds remaining in the half.

In the second half, the Dukes overcame the two-point deficit to assume their first lead of the game, 30-29, on a Jody LeRose three-pointer at the 18:10 mark. JMU appeared poised to pull away as Krystal Brooks increased the lead to four with 12:27 remaining. However, the Hokies regained their composure, rattling off a 17-1 run between the 12:04 and 5:18 marks to amass a 13-point, 56-43 lead. Freshman Kirby Copeland had six of her career-high 11 points during that run.

Dawn Chriss scored 14 for the Hokies and recorded a career-high nine rebounds on a day that saw Tech rebound the Dukes 47-33, matching a season-high total for the Hokies.

Game Nine

Virginia Tech 83, Furman 70

BLACKSBURG, Va. (12/28/03) — Virginia Tech used a late first half push, combined with a dominating second half, to defeat Furman, 83-70, in the opening round of the Virginia Lottery Lady Luck Classic at Cassell Coliseum.

Carrie Mason opened up the first half with three of her 10 first-half points with the Hokies jumping out to an early 5-0 lead on a Ieva Kublina layup at the 17:42 mark. Furman would battle back to gain the lead, 14-12 on an Orion Wake layup at the 11:54 mark. The lead would be the Lady Paladins last of the game as Tech quickly put together a 10-0 run during the next five minutes to take a 22-14 lead with seven minutes remaining in the first. Tech would go on to outscore Furman 13-6, during the final four minutes of the half to take a 37-28 lead into the locker room.

Tech opened up the second half on a 10-4 run to go up 15, 47-32, on two Erin Gibson free throws with 14:44 left to play. The Hokies' lead would never dip below 10 for the remainder of regulation and would be extended to as many as 19 three different times during the second half. Furman went on a 5-0 run to close out the game and narrow the margin to 13, 83-70. The win was Tech's 11th straight in the tournament.

Gibson recorded 10 of her game-high 16 rebounds during the second half as she recorded her fourth double-double of the season and second consecutive as she added 14 points to the Hokies' effort. Kerri Gardin matched a career-high with six assists for the second straight game.

#18/20 Virginia Tech 63, Maryland 43
Dec. 13, 2003; Cassell Coliseum

UM (43)	MP	FG	FT	R	A	PF	TP
Washington	13	1-3	0-1	3	1	2	2
Fisher	17	0-7	0-0	1	0	3	0
Doron	26	4-10	2-3	4	0	2	10
France	30	5-8	2-3	4	1	3	12
Smith	35	5-13	0-0	2	2	1	10
Brick	12	1-4	0-0	1	0	0	2
Carr	19	0-2	0-0	4	0	2	0
Henson	5	0-1	0-0	0	0	2	0
Ross	9	0-0	0-0	1	0	2	0
Oliver	34	3-8	0-0	5	0	1	7
Team							2
Totals	200	19-56	4-7	27	4	18	43

#18/20 VT (63)	MP	FG	FT	R	A	PF	TP
Gardin	19	5-10	2-3	3	2	0	13
Gibson	27	3-4	0-0	5	0	4	6
Kublina	37	5-12	3-4	10	1	1	14
Chriss	20	2-6	0-0	4	1	4	4
Mason	34	6-13	2-2	3	3	2	16
Copeland	21	1-7	0-0	7	3	2	2
Recchia	19	0-3	2-2	1	0	0	2
Fowler	2	0-0	0-0	2	0	0	0
Anderson	7	0-0	0-0	0	1	1	0
Finnerty	14	1-3	4-6	5	0	1	6
Team							6
Totals	200	23-58	13-17	46	11	15	63

Maryland	15	28	—	43
#18/20 Virginia Tech	21	42	—	63

PERCENTAGES:

UM	FG%	33.9	3PT%	20.0	FT%	57.1
VT	FG%	39.7	3PT%	40.0	FT%	76.5

3-POINTERS — UM 1 (Oliver); VT 4 (Mason 2, Kublina, Gardin)
BLOCKED SHOTS — UM 4 (Washington, Fisher, Ross, Oliver); VT 4 (Chriss 2, Kublina, Finnerty)
STEALS — UM 9 (France 2, Smith 2, Oliver 2, Washington, Fisher, Doron); VT 7 (Copeland 3, Gardin, Kublina, Chriss, Finnerty)
TURNOVERS — UM 19 (Doron 6, Oliver 3, France 2, Henson 2, Washington, Fisher, Smith, Brick, Carr, Ross); VT 20 (Kublina 5, Mason 4, Gardin 3, Copeland 3, Chriss 2, Recchia, Fowler, Team)
TECHNICAL FOULS — None
OFFICIALS: Bill Titus, John Morningstar, John Almarode
ATTENDANCE: 3,006

#16/17 Virginia Tech 60, James Madison 53
Dec. 21, 2003; JMU Convocation Center

#16/17 VT (60)	MP	FG	FT	R	A	PF	TP
Kublina	31	3-12	2-4	7	2	5	8
Gardin	17	0-3	2-2	4	6	1	2
Gibson	35	5-11	5-8	12	0	2	15
Chriss	36	5-9	4-5	9	2	3	14
Mason	40	1-7	3-4	3	2	0	6
Copeland	18	3-8	5-6	5	0	1	11
Recchia	9	1-4	0-0	1	0	0	2
Simmons	6	1-2	0-0	1	0	0	2
Finnerty	8	0-0	0-1	0	0	1	0
Team							5
Totals	200	19-56	21-30	47	12	13	60

JMU (53)	MP	FG	FT	R	A	PF	TP
Dickinson	34	2-14	3-3	4	1	5	7
Alexis	29	3-7	2-2	8	1	2	8
Dobbins	13	1-2	0-0	2	0	1	2
LeRose	31	4-10	3-8	3	0	2	11
McCall	31	5-14	1-2	6	2	5	11
Benvenuto	30	0-2	3-4	2	7	3	3
Culbertson	19	1-1	1-1	1	1	2	3
Brooks	13	4-6	0-2	3	0	4	8
Sywassink	0+	0-1	0-0	0	0	0	0
Team							4
Totals	200	20-57	10-14	33	12	24	53

#16/17 Virginia Tech	25	35	—	60
James Madison	23	30	—	53

PERCENTAGES:

VT	FG%	33.9	3PT%	10.0	FT%	70.0
JMU	FG%	35.1	3PT%	30.0	FT%	71.4

3-POINTERS — VT 1 (Mason); JMU 3 (LeRose 3)
BLOCKED SHOTS — VT 2 (Chriss 2); JMU 2 (Dobbins 2)
STEALS — VT 7 (Mason 5, Kublina, Copeland); JMU 7 (Dickinson 2, Benvenuto 2, Alexis, Dobbins, LeRose)
TURNOVERS — VT 16 (Chriss 7, Gibson 3, Copeland 2, Kublina, Gardin, Recchia, Finnerty); JMU 16 (Dickinson 3, Benvenuto 3, Dobbins 2, LeRose 2, McCall 2, Culbertson 2, Alexis, Brooks)
TECHNICAL FOULS — None
OFFICIALS: Susan Blauch, John Morningstar, Kristi Vera
ATTENDANCE: 1,584

#15/16 Virginia Tech 83, Furman 70
Dec. 28, 2003; Cassell Coliseum
Lady Luck Classic First Round

FU (70)	MP	FG	FT	R	A	PF	TP
Wake	22	5-11	2-3	9	0	5	12
Nadalin	24	4-8	2-3	8	1	1	10
Lawrence	16	3-7	0-0	3	2	4	6
Paris	26	3-6	8-10	0	2	3	14
Shealey	35	4-23	2-2	8	3	0	10
Strickland	16	0-2	0-0	8	0	3	0
Wells	13	0-1	4-4	3	0	1	4
Harris	9	0-1	0-0	2	0	2	0
Few	21	3-5	2-2	3	2	2	8
Roach	18	3-4	0-0	2	0	2	6
Team							5
Totals	200	25-68	20-24	43	10	23	70

#15/16 VT (83)	MP	FG	FT	R	A	PF	TP
Gardin	23	2-6	0-2	3	6	1	4
Gibson	30	4-13	6-6	16	1	2	14
Kublina	32	8-14	7-7	6	2	3	25
Chriss	19	3-5	1-1	1	0	2	7
Mason	34	5-10	2-2	3	5	2	14
Copeland	18	4-5	1-2	1	4	4	9
Recchia	18	1-3	0-0	1	3	1	3
Diawara	2	0-0	0-0	0	0	0	0
Anderson	9	0-2	4-4	0	0	1	4
Simmons	4	0-2	0-0	0	0	3	0
Finnerty	11	1-1	1-2	1	0	2	3
Team							6
Totals	200	28-61	22-26	38	21	21	83

Furman	28	42	—	70
#15/16 Virginia Tech	37	46	—	83

PERCENTAGES:

FU	FG%	36.8	3PT%	0.0	FT%	83.3
VT	FG%	45.9	3PT%	45.5	FT%	84.6

3-POINTERS — FU 0; VT 5 (Mason 2, Kublina 2, Recchia)
BLOCKED SHOTS — FU 3 (Nadalin, Shealey, Roach); VT 4 (Kublina 2, Gardin, Diawara)
STEALS — FU 8 (Nadalin 2, Shealey 2, Lawrence, Paris, Strickland, Few); VT 6 (Gardin 3, Mason 2, Gibson)
TURNOVERS — FU 19 (Shealey 4, Harris 4, Paris 3, Wake 2, Roach 2, Nadalin, Lawrence, Strickland, Few); VT 17 (Mason 4, Copeland 4, Gardin 3, Kublina 2, Gibson, Chriss, Anderson, Finnerty)
TECHNICAL FOULS — None
OFFICIALS: Bill Titus, Bryan Brunette, Kathy Ridilla
ATTENDANCE: 2,525



Game Ten

Virginia Tech 70, Wake Forest 59

BLACKSBURG, Va. (12/29/03) — For 37 minutes, it looked like the visiting Wake Forest Demon Deacons were going to put an end to Virginia Tech's perfect women's basketball season. For the final three minutes, however, the Hokies made sure their opponent didn't spoil the fun, rallying for a 70-59 win against the Deacons to win the 2003 Virginia Lottery Lady Luck Classic Championship. It was the Hokies' sixth consecutive title in the Lady Luck Classic and 12th consecutive tournament win.

After falling behind in the first half and still trailing 55-54 with 2:59 left in the contest, the Hokies outscored the Demon Deacons 16-5 to pull away and improve to 10-0 on the season. During the run, the Hokies made eight-of-nine free throws.

Tech senior Ieva Kublina was named the Most Valuable Player of the tournament after her 15-point performance against WFU. Kublina notched 40 points during the two games. Erin Gibson also earned a spot on the all-tournament team with her third consecutive double-double. She tallied 13 points and pulled down 10 rebounds. Dawn Chriss led the Hokies with 17 points and also had eight rebounds, while Kerri Gardin had her first double-double of the year with 13 points and 13 caroms.

The Hokies trailed 29-23 at the half, the third time this season they had trailed at intermission. The visitors stretched the lead to as many as seven, at 34-27, with 16:25 left after a jumper by Cotelia Bond-Young. However, the Hokies began to trim the margin and took their first lead (39-38) since 14:33 of the first half with 13:57 left after a Carrie Mason layup. Wake Forest then built the lead back to 47-41 with 10:20 left before the Hokies began to rally again. Tech went on a 13-2 run and took a 54-49 lead with 4:45 remaining before WFU rallied for a 55-54 lead that would be their last. The Hokies improved their shooting to 50 percent (15-of-30) from the field in the second half and outscored the Deacons 23-6 at the free throw line for the game. WFU made just 4-of-14 free throws in the second half.

#15/16 Virginia Tech 70, Wake Forest 59 Dec. 29, 2003; Cassell Coliseum Lady Luck Classic Championship Game

WFU (59)	MP	FG	FT	R	A	PF	TP
Strunk	28	7-12	2-7	6	2	5	16
Ferrell	33	7-12	0-2	5	1	4	14
Jones	31	3-6	2-2	4	1	1	8
Brown, B.	19	0-3	0-0	3	1	3	0
Brown, T.	33	5-13	2-2	4	0	3	12
Bond-Young	23	3-8	0-0	2	2	3	7
Alston	14	0-2	0-0	4	0	2	0
Evans	12	1-2	0-3	2	0	4	2
Johnson	2	0-1	0-0	0	0	0	0
Washington	5	0-1	0-0	1	0	1	0
Team				1			
Totals	200	26-60	6-16	32	7	26	59

#15/16 VT (70)	MP	FG	FT	R	A	PF	TP
Kublina	32	4-13	7-7	5	0	3	15
Gardin	30	4-8	5-6	13	4	0	13
Gibson	36	4-9	5-8	10	0	4	13
Chriss	34	7-11	3-5	8	1	3	17
Mason	40	2-8	0-1	1	2	1	5
Copeland	12	0-3	1-2	2	2	2	1
Recchia	4	1-2	2-2	0	0	0	4
Simmons	10	1-1	0-0	0	0	2	2
Finnerty	2	0-0	0-0	1	0	1	0
Team				1			
Totals	200	23-55	23-31	41	9	16	70

Wake Forest	29	30	—	59
#15/16 Virginia Tech	23	47	—	70

PERCENTAGES:				
WFU	FG%	43.3	3PT%	11.1
VT	FG%	41.8	3PT%	16.7
			FT%	37.5
			FT%	74.2

3-POINTERS — WFU 1 (Bond-Young); VT 1 (Mason)
BLOCKED SHOTS — WFU 2 (Evans, Washington); VT 6 (Kublina 3, Chriss 2, Gibson)
STEALS — WFU 6 (Strunk, Ferrell, Jones, B. Brown, T. Brown, Evans); VT 4 (Mason 2, Chriss, Gibson)
TURNOVERS — WFU 16 (T. Brown 3, Bond-Young 3, Strunk 2, Ferrell 2, B. Brown 2, Alston 2, Jones, Washington); VT 17 (Chriss 5, Gardin 4, Mason 4, Kublina 2, Gibson 2)
TECHNICAL FOULS — None
OFFICIALS: Bill Titus, Mark Zentz, Michele St. Pierre
ATTENDANCE: 2,734

Game Eleven

Virginia Tech 52, Liberty 45

BLACKSBURG, Va. (1/2/04) — It may not have been a pretty win, but it was a win nonetheless.

Virginia Tech moved to 11-0 on the season and 10-0 all-time against the Liberty Flames with a 52-45 win against the visitors at Cassell Coliseum. In a game characterized by both teams' shooting struggles from the field, the host Hokies outscored the Flames 19-7 from the free-throw line to preserve their unblemished record.

Dawn Chriss led the Hokies with her first career double-double of 15 points and a career-high 12 rebounds, while Ieva Kublina also notched a double-double, her 18th career effort, with 13 points and 10 rebounds. With three blocks, Kublina also established a school career record for blocks, giving her 207 for her career. Carrie Mason tallied double figures as well with 10 points as the Hokies managed to shoot just 29 percent for the game. Tech again got a strong effort from its defense, holding the Flames to just 35-percent shooting, their 29th opponent out of the last 43 to shoot less than 40 percent. Katie Feenstra, a 6-8 center, led the Flames with 13 points, 10 rebounds and seven blocks, while Kristina Palaimaite had 10 points. The Flames had nine blocks in the game.

After taking a seven-point halftime lead (27-20), the Hokies found themselves trailing 40-36 with 8:56 left in the game. Two minutes later, however, at 6:38, Mason drained a three-pointer from the right side that tied the game at 41. Kublina then connected on a free throw at 6:15 that gave her team a 42-41 lead they never relinquished. The Hokies forced the Flames into seven missed baskets over the final six minutes and outscored the Flames 10-4 to pull away. Liberty crept back to within three, at 48-45, with 42 seconds left, but Chriss then connected on a three-point layup to push the game out of reach.

For the game, the Hokies outrebounded the Flames 41-33 and had nine steals. Tech shot 3-of-13 from three-point range, but the Flames shot were only 7-of-15 from the free throw line.

#15/16 Virginia Tech 52, Liberty 45 Jan. 2, 2004; Cassell Coliseum

LU (45)	MP	FG	FT	R	A	PF	TP
Tharp	27	0-6	0-0	3	3	4	0
Palaimaite	26	3-7	4-4	5	1	4	10
Feenstra	36	6-8	1-5	10	0	5	13
Leonard	8	0-1	0-0	0	0	0	0
Staugaitiene	35	2-7	2-2	4	2	2	7
Dowson	13	4-8	0-2	3	1	2	8
Parker	22	0-2	0-0	2	4	3	0
Walker	16	1-3	0-2	0	0	1	2
Margeviciute	15	2-7	0-0	1	0	0	5
Peace	2	0-2	0-0	0	0	0	0
Team				5			
Totals	200	18-51	7-15	33	11	21	45

#15/16 VT (52)	MP	FG	FT	R	A	PF	TP
Gardin	32	1-4	4-6	4	2	1	6
Gibson	33	3-6	2-4	3	0	4	8
Kublina	38	4-14	4-5	10	3	2	13
Chriss	34	5-11	5-5	12	1	1	15
Mason	35	2-10	4-6	1	2	2	10
Copeland	11	0-5	0-0	5	1	1	0
Recchia	6	0-1	0-0	0	0	0	0
Anderson	2	0-0	0-0	0	0	0	0
Finnerty	9	0-0	0-2	1	0	2	0
Team				5			
Totals	200	15-51	19-28	41	9	13	52

Liberty	20	25	—	45
#15/16 Virginia Tech	27	25	—	52

PERCENTAGES:				
LU	FG%	35.3	3PT%	20.0
VT	FG%	29.4	3PT%	23.1
			FT%	46.7
			FT%	67.9

3-POINTERS — LU 2 (Staugaitiene, Margeviciute); VT 3 (Mason 2, Kublina)
BLOCKED SHOTS — LU 9 (Feenstra 7, Palaimaite 2); VT 6 (Kublina 3, Chriss, Gibson, Mason)
STEALS — LU 4 (Tharp, Feenstra, Walker, Peace); VT 9 (Gardin 3, Kublina 3, Mason 3)
TURNOVERS — LU 20 (Feenstra 5, Staugaitiene 5, Palaimaite 3, Parker 3, Leonard 2, Walker, Team); VT 17 (Gardin 4, Kublina 4, Gibson 3, Mason 2, Chriss, Copeland, Finnerty, Team)
TECHNICAL FOULS — None
OFFICIALS: Tom Danaher, Nan Sisk, John Jones
ATTENDANCE: 2,542

Game Twelve

Virginia Tech 64, Providence 34

BLACKSBURG, Va. (1/4/04) — Virginia Tech started the BIG EAST season off on the right note handing the visiting Providence Friars a 64-34 defeat. The 34 points was a Virginia Tech record for least points allowed, bettering the 1988 team's 35-point defensive effort against George Washington.

With many of her starters giving way to the reserves in the lopsided victory, head coach Bonnie Henrickson's team held Providence to just 28 percent from the floor. Several Hokies set career highs as well with Kirby Copeland coming off the bench to lead Tech with a career-high 12 points and five steals, while Megan Finnerty also eclipsed her career high of 10 with 11 points off the bench. Britney Anderson set a career high with eight points, while Nare Diawara, playing in just her third career game, set a career high with nine rebounds in 12 minutes on the floor. Carrie Mason nailed three treys and moved into 10th place on the career three-pointers made list. Kristin Quinn's six points led Providence, which didn't hit its first field goal until 10:13 left in the first half.

The Hokies raced out to a 15-1 lead with 14:15 left in the first half. Providence cut the lead to its smallest deficit, at 19-8, with 8:52 left before halftime, but the Hokies pushed the lead back to 31-16 at the break. Tech opened the second half on a 13-2 run to lead 44-21 with 13:19 left in the game and then pushed the lead to its largest, at 52-22, with seven minutes left. The Hokies got 28 points in the paint during the game and 27 points off turnovers, forcing 22 Providence floor mistakes. While Virginia Tech shot just 39 percent for the game, it did outrebound the Friars, 43-29.

#15/16 Virginia Tech 64, Providence 34 Jan. 4, 2004; Cassell Coliseum

PC (64)	MP	FG	FT	R	A	PF	TP
Nwafili	26	2-10	1-5	6	0	2	5
Freeburg	14	0-2	0-0	0	0	3	0
Gilmore	20	0-1	0-0	2	0	3	0
Furstenburg	26	1-5	2-2	2	0	1	5
Quinn	27	2-5	1-2	2	0	1	6
Baugh	16	1-2	1-2	2	3	0	3
Fabor	32	3-10	0-0	1	1	1	6
Snyder	11	2-4	0-0	1	0	0	4
Keefe	4	0-1	0-0	2	0	1	0
Copeland	24	2-6	1-2	7	1	4	5
Team				4			
Totals	200	13-46	6-13	29	5	16	34

#15/16 VT (64)	MP	FG	FT	R	A	PF	TP
Gardin	20	2-5	0-0	1	3	3	5
Gibson	18	2-4	0-0	5	1	2	4
Kublina	20	3-7	0-0	4	1	1	6
Chriss	20	1-4	3-4	3	1	2	5
Mason	19	3-8	0-0	1	4	0	9
Copeland	18	4-9	4-4	3	2	3	12
Recchia	21	0-3	0-0	2	2	0	0
Diawara	12	1-5	0-2	9	0	1	2
Anderson	22	3-6	2-4	4	3	0	8
Simmons	9	1-6	0-1	5	0	1	2
Finnerty	21	5-7	1-1	1	0	0	11
Team				5			
Totals	200	25-64	10-16	43	17	13	64

Providence	16	18	—	34
#15/16 Virginia Tech	31	33	—	64

PERCENTAGES:				
PC	FG%	28.3	3PT%	22.2
VT	FG%	39.1	3PT%	40.0
			FT%	46.2
			FT%	62.5

3-POINTERS — PC 2 (Furstenburg, Quinn); VT 4 (Mason 3, Gardin)
BLOCKED SHOTS - PC 1 (Gilmore); VT 3 (Kublina, Diawara, Finnerty)
STEALS — PC 7 (Freeburg 2, Quinn 2, Gilmore, Baugh, Copeland); VT 10 (Copeland 5, Gardin 2, Kublina, Mason, Anderson)
TURNOVERS — PC 22 (Gilmore 5, Furstenburg 5, Fabor 3, Nwafili 2, Quinn 2, Baugh 2, Keefe, Copeland, Team); VT 14 (Copeland 3, Chriss 2, Mason 2, Diawara 2, Anderson 2, Gibson, Recchia, Finnerty)
TECHNICAL FOULS — None
OFFICIALS: Mark Zentz, Deborah Allen, Ken Drayton
ATTENDANCE: 2,432



Game Thirteen

Rutgers 56, Virginia Tech 43

PISCATAWAY, N.J. (1/7/04) — The Louis Brown Athletic Center is one place that Virginia Tech will not miss as it moves to the Atlantic Coast Conference. Tech dropped to 0-4 against Rutgers in the building know as the "RAC" and suffered its first loss of the season with a 56-43 defeat to the Scarlet Knights.

Tech, ranked No. 15 in the *USA Today*/ESPN coaches poll and No. 16 in the Associated Press list, committed 23 turnovers and shot less than 40 percent in the defeat. The loss marked the third time in four visits that the Hokies had been held to less than 50 points on Rutgers' home floor. Tech won both meetings in the series at Cassell Coliseum.

Dawn Chriss led the Hokies with 14 points, six rebounds and three steals while Erin Gibson added 11 points and nine boards. Cappie Pondexter led Rutgers with 18 points followed by Dawn McCullough with 13 points, including three crucial three-point baskets in the second half.

Tech was limited to 39.5 percent (17-43) from the field and had 23 turnovers which the Scarlet Knights converted into 27 points.

Despite their offensive difficulties, the Hokies trailed only 34-31 with 12:58 remaining following a Chriss layup. However, McCullough nailed a three-pointer to up the advantage to six points then both teams went scoreless for the next five minutes. Chelsea Newton broke the drought with a jumper to give Rutgers a 39-31 advantage with less than seven minutes left in the game.

Tech cut the lead to five on a three-point play from Erin Gibson but McCullough answered with another trey and Tech could draw no closer the rest of the way.

Rutgers 56, #15/16 Virginia Tech 43 Jan. 7, 2004; Louis Brown Athletic Center

#15/16 VT (43)	MP	FG	FT	R	A	PF	TP
Kublina	35	0-7	6-6	6	0	2	6
Gardin	20	3-6	0-0	1	1	5	6
Gibson	38	5-10	1-3	9	2	2	11
Chriss	35	6-9	2-3	6	1	5	14
Mason	31	0-3	0-0	2	2	2	0
Copeland	7	0-0	0-0	0	0	1	0
Recchia	8	1-1	0-0	1	0	0	2
Anderson	19	2-7	0-0	2	1	0	4
Finnerty	7	0-0	0-0	2	0	1	0
Team				5			
Totals	200	17-43	9-12	34	7	18	43

RU (56)	MP	FG	FT	R	A	PF	TP
Hurns	36	3-6	0-2	6	1	2	6
Campbell	25	4-5	0-0	4	0	4	8
Pondexter	37	5-12	8-12	4	5	0	18
Newton	35	2-7	0-2	1	3	1	4
McCullough	33	5-13	0-0	1	1	0	13
Locke	3	0-0	0-0	0	1	0	0
Jett	12	1-1	1-1	0	1	1	3
Cahoe	4	1-1	0-0	1	0	1	2
Richman	15	1-2	0-1	2	0	2	2
Team				4			
Totals	200	22-47	9-18	23	12	11	56

#15/16 Virginia Tech	24	19	—	43		
Rutgers	27	29	—	56		
PERCENTAGES:						
VT	FG%	39.5	3PT%	0.0	FT%	75.0
RU	FG%	46.8	3PT%	60.0	FT%	50.0

3-POINTERS — VT 0; RU 3 (McCullough 3)
BLOCKED SHOTS — VT 2 (Kublina, Gibson); RU 2 (Campbell, Richman)
STEALS — VT 6 (Chriss 3, Gardin, Mason, Anderson); RU 10 (McCullough 3, Pondexter 2, Newton 2, Hurns, Campbell, Richman)
TURNOVERS — VT 23 (Mason 7, Kublina 5, Gardin 5, Chriss 2, Gibson, Copeland, Anderson, Team); RU 10 (Pondexter 3, Hurns 2, Newton, McCullough, Locke, Jett, Richman)
TECHNICAL FOULS — None
OFFICIALS: Kathy Lynch, Jack Riordan, Tina Napier
ATTENDANCE: 1,842

Game Fourteen

Notre Dame 53, Virginia Tech 40

NOTRE DAME, Ind. (1/10/04) — Virginia Tech dropped its second consecutive game, 53-40, to Notre Dame at the Joyce Center. Kerri Gardin led the Hokies with 10 points and four rebounds. However, the Hokies' post players couldn't find an answer for Notre Dame's forward tandem of Jacqueline Batteast and Teresa Borton who had 14 points each.

From the opening tip, Tech's offense appeared to still be mired in its shooting slump as its shooting was as cold as the frigid temperatures outside the Joyce Center. Tech shot just 17 percent during the first 10 minutes of the half and 30 percent for the entire half. The Hokies' poor shooting allowed Notre Dame to assume an early 10-5 lead with 14:11 left in the first. However, a series of Notre Dame turnovers allowed Tech to elbow its way into the lead by using an 8-2 run as sophomore as Carrie Mason hit a three-pointer at the 8:05 mark to narrow the Irish's lead to just one, 14-13. Dawn Chriss then gave Tech its first lead of the game, 15-14, off a steal which she converted into a layup with 7:29 remaining. From the 9:30 mark on, Tech assembled a 13-4 run to head into the locker room with a 20-16 lead.

Tech opened the second half on another Chriss layup, but the Irish quickly countered with an 11-0 run to reclaim the lead, 27-22, with 14:53 left to play. Chriss would even the margin, 29-29, at the 12:35 mark with two of her eight points. However, that would be the closest the Hokies would come for the remainder of the contest. Notre Dame quickly rattled off a nine-point run to extend its lead, 38-29. The Irish would continue to build the lead, going up by as many as 16, 51-35, with two minutes left and maintaining that advantage to secure the 53-40 victory.

Carrie Mason had nine points for the Hokies, followed by Erin Gibson with eight points and seven boards. Ieva Kublina had a team-high nine rebounds.

Notre Dame 53, #15/16 Virginia Tech 40 Jan. 10, 2004; Joyce Center

#15/16 VT (40)	MP	FG	FT	R	A	PF	TP
Gardin	34	5-13	0-0	4	2	3	10
Gibson	30	2-9	4-8	7	2	4	8
Kublina	30	1-5	1-2	9	1	4	3
Chriss	31	4-12	0-0	0	3	2	8
Mason	38	3-5	0-1	4	2	2	9
Copeland	2	0-0	0-0	0	0	1	0
Recchia	8	0-1	0-0	0	0	0	0
Anderson	8	0-0	0-0	2	0	0	0
Simmons	3	0-0	0-0	1	0	0	0
Finnerty	16	1-3	0-0	3	0	2	2
Team				5			
Totals	200	16-48	5-11	31	10	18	40

UND (53)	MP	FG	FT	R	A	PF	TP
Borton	35	4-12	6-7	6	0	4	14
Batteast	32	6-12	2-3	11	2	2	14
Severe	29	4-9	0-0	3	3	1	8
Duffy	38	2-9	2-2	2	7	2	6
Hernandez	21	1-2	0-0	4	1	0	2
Joyce	3	0-0	0-0	0	0	0	0
Gray	2	0-0	0-0	1	0	0	0
Flecky	19	2-4	2-3	4	0	1	7
LaVere	17	0-4	2-2	4	1	2	2
Team				4			
Totals	200	19-52	14-17	41	14	14	53

#15/16 Virginia Tech	20	20	—	40
Notre Dame	16	37	—	53

PERCENTAGES:
 VT FG% 33.3 3PT% 37.5 FT% 45.5
 UND FG% 36.5 3PT% 20.0 FT% 82.4

3-POINTERS — VT 3 (Mason 3); UND 1 (Flecky)
BLOCKED SHOTS — VT 4 (Kublina 2, Anderson, Gardin); UND 7 (Borton 3, Batteast 2, Flecky, LaVere)
STEALS — VT 5 (Chriss 2, Mason 2, Finnerty); UND 13 (Severe 4, Hernandez 3, Batteast 2, LaVere 2, Borton, Flecky)
TURNOVERS — VT 19 (Gibson 4, Gardin 3, Kublina 3, Chriss 2, Mason 2, Anderson 2, Recchia, Simmons, Finnerty); UND 15 (Batteast 3, Duffy 3, Severe 2, Borton, Hernandez, Gray, Flecky, Erwin, LaVere, Team)
TECHNICAL FOULS — None
OFFICIALS: Dee Kantner, Yvette McKinney, Bruce Morris
ATTENDANCE: 6,059

Game Fifteen

Virginia Tech 63, Villanova 50

BLACKSBURG, Va. (1/14/04) — Virginia Tech took an early lead against BIG EAST rival Villanova and never looked back in a 63-50 win over the Wildcats to end a two-game conference losing skid.

The Hokies, ranked 19th in the *USA Today*/ESPN poll and 23rd in the AP poll, held the Wildcats to only 37 percent from the floor while shooting 51 percent themselves to improve to 13-2 and 2-2 in the BIG EAST. The Wildcats, ranked 19th in the AP poll and 24th in the *USA Today*/ESPN rankings, fell to 12-2 and 2-2 in the league.

Kerri Gardin fell just one shy of her career high as she led the Hokies with 14 points and pulled down six rebounds in a balanced effort by Tech. Dawn Chriss added 12 points and a team-high four assists, while Ieva Kublina tallied 11 points and a team-high nine rebounds as the Hokies won the battle on the glass, 39-24. Carrie Mason shot 5-of-6 from the field for 11 points.

For the Wildcats, Jennifer Hilgenberg notched a team-high 13 points, while Kate Dessart Mager added 11 points. The Hokies held the Wildcats to just 28 percent from three-point range (4-of-14). Villanova came into the game having nailed 98 treys as a team. For the game, and keeping with the Hokies' season trend, Virginia Tech outscored the Wildcats at the free throw line, 15-2.

Unlike last year's match-up, where Villanova pinned the Hokies down early 13-2, Tech reversed the scenario, jumping on top 13-4 at the 14:20 mark of the first half. The Hokies then added to their advantage with an eight-minute 14-5 run to build their largest lead of the first half with six minutes left, 27-9. Tech held a 30-16 lead at the intermission.

#23/19 Virginia Tech 63, #19/24 Villanova 50 Jan. 14, 2004; Cassell Coliseum

#19/24 VU (50)	MP	FG	FT	R	A	PF	TP
Suez	20	3-9	0-1	1	0	1	6
Mix	35	3-6	0-2	9	2	2	7
Rediger	23	1-3	1-1	4	0	3	3
Hilgenberg	28	6-13	0-0	4	0	1	13
Nash	9	0-2	0-0	0	1	0	0
McManus	16	1-2	0-0	0	3	1	3
Hatcher	2	1-1	0-0	0	0	0	2
Roantree	8	0-0	0-0	0	1	1	0
Dessart Mager	21	5-10	1-2	1	1	3	11
Viani	14	0-5	0-0	1	1	1	0
Adamshick	24	2-9	0-0	2	1	2	5
Team				2			
Totals	200	22-60	2-6	24	10	15	50

#23/19 VT (63)	MP	FG	FT	R	A	PF	TP
Kublina	30	3-8	4-5	9	1	0	11
Gardin	29	4-10	6-6	6	0	2	14
Gibson	17	1-4	0-2	4	0	0	2
Chriss	33	5-8	2-2	5	4	3	12
Mason	35	5-6	0-0	5	1	0	11
Copeland	2	0-0	0-0	0	0	0	0
Recchia	13	1-2	0-0	1	1	0	2
Diawara	2	0-0	0-0	0	0	1	0
Anderson	8	1-1	0-0	0	0	1	2
Simmons	19	2-5	3-3	4	0	0	7
Finnerty	12	1-1	0-0	2	0	1	2
Team				4			
Totals	200	23-45	15-18	39	7	8	63

#19/24 Villanova	16	34	—	50
#23/19 Virginia Tech	30	33	—	63

PERCENTAGES:
 VU FG% 36.7 3PT% 28.6 FT% 33.3
 VT FG% 51.1 3PT% 50.0 FT% 83.3

3-POINTERS — VU 4 (Mix, Hilgenberg, McManus, Adamshick); VT 2 (Mason, Kublina)
BLOCKED SHOTS — VU 8 (Rediger 4, Dessart Mager 2, Suez, Mix); VT 2 (Kublina, Gardin)
STEALS — VU 13 (Dessart Mager 5, Mix 3, Rediger 2, Suez, Hilgenberg, Viani); VT 1 (Chriss)
TURNOVERS — VU 9 (Suez 2, Rediger 2, Mix, McManus, Dessart Mager, Viani, Adamshick); VT 16 (Gardin 4, Mason 4, Chriss 2, Copeland 2, Anderson 2, Kublina, Recchia)
TECHNICAL FOULS — None
OFFICIALS: Wesley Dean, Bonita Spence, John Almarode
ATTENDANCE: 2,364



Game Sixteen

Georgetown 70, Virginia Tech 50

WASHINGTON, D.C. (1/17/04) — Virginia Tech dropped its third-straight BIG EAST road game as the home-standing Georgetown Hoyas handed the Hokies their most lopsided loss of the season, 70-50.

The Hokies, ranked 19th in the *USA Today/ESPN* poll and 23rd in the AP poll, shot 50 percent in the first half but still found themselves down by seven, 30-23. Tech could not find the range in the final 20 minutes, however, as the Hoyas pulled away forcing the Hokies into just 32 percent shooting. For the game, Tech power forward Ieva Kublina notched 18 points on 8-of-15 from the field. Dawn Chris tallied 13 points, and Erin Gibson managed 10 points.

Hoya forward Rebekkah Brunson led all scorers with 23 points and nine rebounds, while Betheny LeSueur had 17 points and nine caroms.

The Hokies and Hoyas played to a 9-8 Hoyas advantage over the first five minutes, but the Hokies then witnessed the Hoyas put together a 10-0 run to lead 19-8 with 12:08 remaining in the first half. However, the Hokies then went on a 15-4 run over the next eight minutes to climb back into contention. Gibson's layup at 4:22 tied the game at 23. The Hoyas then essentially put the game away with a 7-0 flurry to end the first half.

Tech trimmed the lead to as low as five in the second half (33-28 at 17:48), but the Hoyas proved to be too much as the Hokies struggled to hit from the field. Georgetown built a 10-point lead (54-44) at 6:21 and then proceeded to go on a 10-2 run to push its advantage to 18 (64-46) with 2:42 left in the game.

Georgetown 70, #23/19 Virginia Tech 50

Jan. 17, 2004; McDonough Arena

#23/19 VT (50)	MP	FG	FT	R	A	PF	TP
Kublina	35	8-16	0-1	2	1	3	18
Gardin	28	1-6	0-0	1	4	3	2
Gibson	37	4-8	2-2	4	0	4	10
Chris	38	6-10	1-2	6	2	3	13
Mason	40	1-7	2-2	4	3	1	5
Copeland	8	0-3	2-2	4	0	1	2
Recchia	2	0-0	0-0	0	0	0	0
Anderson	5	0-1	0-0	1	0	0	0
Simmons	4	0-0	0-0	0	0	2	0
Finnerty	3	0-0	0-0	1	0	1	0
Team				1			
Totals	200	20-51	7-9	24	10	18	50

GU (70)	MP	FG	FT	R	A	PF	TP
Bruce	21	2-3	0-0	1	2	3	4
Brunson	31	7-11	9-11	9	1	4	23
Tamoulianis	14	2-5	1-2	3	0	2	5
Lisicky	37	4-11	3-3	5	1	1	11
LeSueur	38	6-10	5-7	9	5	2	17
Carlin	35	2-5	0-0	2	4	0	4
Tyburski	1	0-1	0-0	0	0	0	0
Jenkins	23	2-3	2-2	2	1	2	6
Team				4			
Totals	200	25-49	20-25	35	14	14	70

#23/19 Virginia Tech	23	27	—	50
Georgetown	30	40	—	70

PERCENTAGES:

VT	FG%	39.2	3PT%	30.0	FT%	77.8
GU	FG%	51.0	3PT%	0.0	FT%	80.0

3-POINTERS — VT 3 (Kublina 2, Mason); GU 0
BLOCKED SHOTS - VT 3 (Chris 2, Copeland); GU 2 (Brunson, Carlin)

STEALS — VT 4 (Chris 2, Gardin, Anderson); GU 13 (LeSueur 6, Carlin 4, Bruce, Tamoulianis, Jenkins)

TURNOVERS — VT 15 (Chris 4, Copeland 4, Gardin 3, Kublina, Mason, Anderson, Finnerty); GU 15 (Tamoulianis 5, Brunson 3, Lisicky 2, LeSueur 2, Carlin 2, Bruce)

TECHNICAL FOULS — None
OFFICIALS: Dennis DeMayo, Tina Napier, Michele St. Pierre
ATTENDANCE: 856

Game Seventeen

Virginia Tech 67, Pittsburgh 57

PITTSBURGH, Pa. (1/21/04) — Sometimes the best offense is a good defense which is just what Virginia Tech needed to put together a second-half run in a 67-57 come-from-behind victory over the Pittsburgh Panthers at the Petersen Events Center on the University of Pittsburgh campus.

After trailing 27-25 at the half, Tech found itself facing the largest deficit of the evening down by eight (42-34) with 13 minutes remaining in the contest. Little did anyone know that the game would be all Hokies for rest of the evening.

Two Dawn Chris free throws started Tech on a 14-0 run over to next 6:05 to give the Hokies a 48-42 lead with just more than seven minutes to play. Carrie Mason, playing before a large contingent from her hometown who made the hour drive for the game, scored eight points, including two treys, during the Tech uprising.

Pittsburgh cut the lead to 58-55 with 2:19 left but Mason drilled her third shot from behind the arc and the Hokies sealed the deal at the free-throw line to secure their first conference road win of the year.

Mason led four Tech players in double figures with 15 points, including 13 in the second half, and a career-high eight rebounds and a career-high tying seven assists. The three treys moved Mason into fifth on the Tech career three-point field goals made list with 68.

Erin Gibson had 14 points followed by Kirby Copeland with a career-high 13 points and Ieva Kublina with 10 points, eight rebounds and six blocks. The game marked the 38th time Kublina, Tech's career blocks leader with 218, had registered three or more blocks in a game.

Pittsburgh also placed four players in double figures led by Katie Histed's 19 points followed by Shelia Shufflet, LaToya Kincaid and Amy Kunich with 10 points each.

rv/#23 Virginia Tech 67, Pittsburgh 57

Jan. 21, 2004; Petersen Events Center

#23 VT (67)	MP	FG	FT	R	A	PF	TP
Kublina	35	5-10	0-0	8	1	1	10
Gardin	21	1-4	2-2	3	3	0	4
Gibson	35	5-8	4-6	7	1	2	14
Chris	21	1-6	2-2	1	1	2	4
Mason	38	5-7	2-2	8	7	1	15
Copeland	22	6-11	1-1	1	1	2	13
Recchia	7	1-4	0-0	0	1	0	3
Anderson	11	1-1	0-0	1	1	3	2
Simmons	6	1-2	0-0	2	0	0	2
Finnerty	4	0-0	0-0	1	0	1	0
Team				6			
Totals	200	26-53	11-13	38	16	12	67

UP (57)	MP	FG	FT	R	A	PF	TP
Taylor	37	0-5	4-4	6	1	3	4
Stufflet	39	4-8	2-2	3	1	2	10
Kincaid	33	3-14	4-4	8	4	1	10
Hughes	27	1-5	0-0	0	3	0	2
Allen	8	0-2	0-0	1	0	0	0
Kunich	22	4-8	0-0	1	2	3	10
Histed	24	7-13	2-2	3	1	3	19
Morris	10	1-4	0-2	2	0	1	2
Team				5			
Totals	200	20-59	12-14	29	12	13	57

#23/22 Virginia Tech	25	42	—	67
Pittsburgh	27	30	—	57

PERCENTAGES:

VT	FG%	49.1	3PT%	44.4	FT%	84.6
UP	FG%	33.9	3PT%	41.5	FT%	85.7

3-POINTERS — VT 4 (Mason 3, Recchia); UP 5 (Histed 3, Kunich 2)

BLOCKED SHOTS — VT 9 (Kublina 6, Gibson, Chris, Copeland); UP 4 (Taylor 2, Kincaid, Morris)

STEALS — VT 12 (Mason 3, Gardin 2, Gibson 2, Copeland 2, Anderson 2, Kublina); UP 12 (Taylor 6, Stufflet 2, Histed 2, Kincaid, Kunich)

TURNOVERS — VT 24 (Kublina 5, Mason 5, Gibson 3, Copeland 3, Gardin 2, Chris 2, Anderson 2, Recchia, Finnerty); UP 20 (Kunich 6, Kincaid 4, Stufflet 3, Hughes 3, Histed 2, Allen, Morris)

TECHNICAL FOULS — None
OFFICIALS: June Courteau, Denise Brooks-Clauser, Susan Chue
ATTENDANCE: 498

Game Eighteen

Virginia Tech 80, Boston College 64

BLACKSBURG, Va. (1/24/04) — Virginia Tech placed five players in double figures to defeat BIG EAST foe Boston College, 80-64. The win marked Hokies' head coach Bonnie Henrickson's 150th career coaching victory.

Over one minute into the game, Tech's Kerri Gardin put the Hokies on the board first with a two-point basket. Trading points back and fourth throughout the half, the Eagles took a three-point lead after back-to-back baskets by Lisa Macchia and Clare Drosch. Tech's Erin Gibson hit a three-point play to tie the game at 16-16. Boston College's Sarah Marshall hit a three with 30 seconds left in the half to give the Eagles a 33-31 lead heading into the locker room. The first half was tied 10 times and had 11 lead changes.

The Eagles' Maureen Leahy scored the first bucket of the second half, but the Hokies' exploded back with three consecutive baskets. Tech's Carrie Mason started the streak with a three-pointer, followed by a Ieva Kublina layup. Boston College got the ball back, but a steal and layup by Gardin put the Hokies' ahead 38-35. Kublina kept Tech's momentum going, scoring six of the next eight points to increase the Hokies' lead to 49-38 with 12:31 remaining in the game. The Eagles could draw no closer than six points the rest of the way.

Tech placed five starters in double figures led by Kublina's 17 points. Mason added 16 points, followed by Gibson and Dawn Chris with 14 points each. Gardin chipped in with 13 points in the Tech victory. Kublina scored 15 of her 17 points in the second half.

rv/#23 Virginia Tech 80, #24 Boston College 64

Jan. 24, 2004; Cassell Coliseum

#24 BC (64)	MP	FG	FT	R	A	PF	TP
Parham	12	1-2	0-0	1	1	2	2
Leahy	15	3-4	0-0	1	0	1	6
Deveny	31	4-7	0-0	1	4	4	9
Queenan	34	2-6	2-2	7	0	2	6
Jacobs	26	5-9	6-8	0	0	3	17
Marshall	25	1-1	0-0	0	3	1	3
Ress	17	2-4	0-0	5	2	4	4
Drosch	28	5-10	0-0	3	2	3	10
Macchia	12	2-2	3-3	1	1	1	7
Team				0			
Totals	200	25-45	11-13	19	13	21	64

#23 VT (80)	MP	FG	FT	R	A	PF	TP
Kublina	29	7-14	2-2	3	1	4	17
Gardin	35	4-9	5-6	9	1	2	13
Gibson	37	6-10	2-5	5	1	1	14
Chris	34	4-8	6-6	4	2	4	14
Mason	39	4-11	6-6	3	3	0	16
Copeland	12	1-3	0-0	2	3	3	2
Recchia	1	0-0	0-0	1	0	0	0
Simmons	5	1-1	0-0	1	0	0	2
Finnerty	8	0-1	2-2	2	0	3	2
Team				2			
Totals	200	27-57	23-27	32	11	17	80

#24 Boston College	33	31	—	64
#23 Virginia Tech	31	49	—	80

PERCENTAGES:

BC	FG%	55.6	3PT%	33.3	FT%	84.6
VT	FG%	47.4	3PT%	42.9	FT%	85.2

3-POINTERS — BC 3 (Deveny, Jacobs, Marshall); VT 3 (Mason 2, Kublina)

BLOCKED SHOTS — BC 5 (Queenan 2, Parham, Leahy, Jacobs); VT 1 (Gibson)

STEALS — BC 7 (Drosch 3, Parham, Deveny, Jacobs, Macchia); VT 13 (Gardin 3, Mason 3, Copeland 3, Kublina 2, Chris 2)

TURNOVERS — BC 25 (Jacobs 5, Deveny 4, Marshall 3, Ress 3, Drosch 3, Parham 2, Queenan 2, Macchia 2, Leahy); VT 16 (Mason 5, Gardin 4, Kublina 2, Gibson, Chris, Copeland, Finnerty, Team)

TECHNICAL FOULS — None
OFFICIALS: Mark Zenta, Dee Kanter, Nan Sisk
ATTENDANCE: 3,270



Game Nineteen

Connecticut 68, Virginia Tech 50

BLACKSBURG, Va. (1/27/04) — The Connecticut Huskies were simply too much for Virginia Tech and even a 20-minute power outage couldn't spark the homestanding Hokies as they dropped a 68-50 BIG EAST game to the two-time defending national champions.

Connecticut played almost flawlessly while the Hokies struggled from the field. The Hokies managed to shoot just 33 percent from the floor.

Connecticut raced out to an 11-2 lead in the first six minutes, but then both teams had to wait approximately 20 minutes after the power failed in the arena. After the delay, the Hokies could not capitalize on the Huskies' momentum loss.

Barbara Turner led the Huskies with 15 points, while Diana Taurasi had 13 along with Ashley Battle. Maria Conlon tallied 11, while Jessica Moore pulled down 12 rebounds, 10 in the first part of the opening period. The Huskies shot 49 percent for the game and nailed eight treys. Tech's Ieva Kublina put together an impressive night statistically, leading the Hokies with 19 points and three blocks. Mason chipped in with 15 points, but the rest of the Hokies who saw action managed to shoot just 7-for-29 from the floor.

After the initial 11-2 flurry, the Huskies increased the margin to 26-8 at 9:09; their largest lead of the first half. A trey from Kublina at 5:58 cut the UConn lead to 26-15 at 7:05, but the Huskies went on a 10-2 run to end the half with a 36-18 lead.

In the second half, UConn built its lead to 38-21 at 18:29, but the Hokies responded with a 9-3 scoring run to cut the lead back to 11 at 14:03 after a Dawn Chriss jumper. However, the Huskies fought back with a 10-2 run that gave them a 19-point lead (51-32) at 9:22. Tech came as close as 13 (51-38) at 7:19 after another Chriss bucket, but the Huskies opened the lead back to as much as 21 four times.

#4/3 Connecticut 68, #23/22 Virginia Tech 50							
Jan. 27, 2004; Cassell Coliseum							
#4/3 UConn (68)	MP	FG	FT	R	A	PF	TP
Turner	30	7-13	1-2	2	1	3	15
Moore	36	2-4	0-0	12	3	3	4
Taurasi	35	4-10	3-4	5	4	2	13
Conlon	35	4-6	0-0	2	1	1	11
Strother	27	3-9	0-0	3	2	3	8
Valley	1	0-1	0-0	0	0	0	0
Marron	1	0-0	0-0	0	0	0	0
Valley	1	0-0	0-0	0	0	1	0
Battle	21	5-6	2-2	4	0	0	13
Crockett	13	1-4	2-4	4	0	4	4
Team				3			
Totals	200	26-53	8-12	35	13	17	68
#23/22 VT (50)	MP	FG	FT	R	A	PF	TP
Kublina	37	7-14	4-7	5	0	3	19
Gardin	24	1-12	0-0	4	4	4	2
Gibson	35	1-3	0-0	7	0	1	2
Chriss	32	2-8	1-3	5	0	4	5
Mason	38	4-11	7-8	0	2	0	15
Copeland	6	0-1	0-0	2	0	0	0
Recchia	2	0-0	0-0	1	0	0	0
Anderson	17	1-3	0-0	0	0	2	2
Simmons	2	1-1	1-1	0	0	0	3
Finnerty	7	1-1	0-0	0	0	0	2
Team				3			
Totals	200	18-54	13-19	29	7	14	50
#4/3 Connecticut		36		32			68
#23/22 Virginia Tech		18		32			50
PERCENTAGES:							
UConn	FG%	49.1	3PT%	50.0	FT%		66.7
VT	FG%	33.3	3PT%	20.0	FT%		68.4
3-POINTERS — UConn 8 (Conlon 3, Taurasi 2, Strother 2, Battle); VT 1 (Kublina)							
BLOCKED SHOTS — UConn 6 (Strother 3, Moore, Taurasi, Battle); VT 5 (Kublina 3, Gibson 2)							
STEALS — UConn 2 (Taurasi, Battle); VT 5 (Kublina 2, Mason 2, Gardin)							
TURNOVERS — UConn 15 (Turner 6, Taurasi 3, Crockett 2, Moore, Strother, Valley, Battle); VT 14 (Chriss 5, Gardin 4, Gibson 2, Team 2, Kublina)							
TECHNICAL FOULS — None							
OFFICIALS: Lisa Mattingly, Kathy Lynch, Bryan Brunette							
ATTENDANCE: 7,211							

Game Twenty

Virginia Tech 75, Syracuse 60

SYRACUSE, N.Y. (1/31/04) — Ieva Kublina scored a game-high 23 points and grabbed a game-high 10 rebounds as the 23rd-ranked Hokies used their size and physical play on both ends of the court, methodically slicing the Syracuse Orangewomen 75-60 in a BIG EAST game in front of 639 fans at Manley Field House in Syracuse.

Tech shot 50 percent from the floor, held Syracuse to 35.5 percent from the floor and outrebounded the Orangewomen 43-29. Tech notched nine steals and took nine more free-throw attempts than Syracuse as well.

Syracuse stayed with the Hokies in the first half, thanks to Rochelle Coleman, who drilled four three-pointers in the first 12 minutes of the game. Her three-pointer with 8:16 left in the first half gave Syracuse its only lead, 21-19.

After that, Tech ripped off a 12-1 run and never trailed again — and Coleman never hit another three-pointer. Tech led by seven at the break, and though the Orangewomen cut it to three early in the second half, they got no closer than seven the rest of the way.

In fact, Syracuse cut the Tech lead to seven, 55-48, with 7:32 left, but the Hokies scored the next 10 points and pulled away for an impressive win.

Kublina, the 6-foot-4 senior from Latvia, paced the way, hitting 9-of-16 from the floor and registering her third double-double of the season. In addition to grabbing 10 boards, she also blocked five shots and recorded four steals.

Tech also got solid play from perimeter players Kerri Gardin and Dawn Chriss. Those two dwarfed Syracuse's perimeter players and finished with 14 points each. Gardin — off a 1-for-12 performance against UConn — hit 7-of-16, while Chriss hit 7-of-10.

#23/22 Virginia Tech 75, Syracuse 60							
Jan. 31, 2004; Manley Field House							
#23/22 VT (75)	MP	FG	FT	R	A	PF	TP
Kublina	38	9-16	5-7	10	4	1	23
Anderson	16	1-3	0-0	0	1	0	2
Gibson	35	2-4	3-4	9	2	1	7
Chriss	22	7-10	0-0	3	4	3	14
Mason	37	2-3	4-4	6	1	3	8
Copeland	5	0-2	0-0	0	0	2	0
Recchia	6	1-4	2-2	2	0	0	5
Gardin	34	7-16	0-0	8	6	2	14
Simmons	3	1-1	0-0	1	0	1	2
Finnerty	4	0-1	0-0	0	2	0	0
Team				2			
Totals	200	30-60	14-17	43	18	15	75
SU (60)	MP	FG	FT	R	A	PF	TP
Wegrzynowicz	40	4-8	3-7	1	0	2	12
Coleman	40	7-20	0-0	5	3	4	18
Nwagbo	40	3-8	2-2	2	0	3	8
Kohn	40	2-6	0-0	2	1	1	5
McBride	35	6-20	3-5	7	3	7	17
Ellerbe	5	0-0	0-0	1	2	1	0
Team				13			
Totals	200	22-62	6-8	29	13	14	60
#23/22 Virginia Tech		31		44			75
Syracuse		24		36			60
PERCENTAGES:							
VT	FG%	50.0	3PT%	12.5	FT%		82.4
SU	FG%	35.5	3PT%	33.3	FT%		75.0
3-POINTERS — VT 1 (Recchia); SU 10 (Coleman 4, Wegrzynowicz 3, McBride 2, Kohn)							
BLOCKED SHOTS — VT 7 (Kublina 5, Anderson, Gibson); SU 1 (Coleman)							
STEALS — VT 9 (Mason 4, Gardin 2, Anderson, Chriss, Finnerty); SU 5 (Wegrzynowicz, Coleman, Nwagbo, Kohn, McBride)							
TURNOVERS — VT 15 (Kublina 4, Kublina 3, Mason 3, Copeland 2, Gardin 2, Finnerty); SU 18 (Coleman 7, McBride 5, Kohn 3, Nwagbo 2, Wegrzynowicz)							
TECHNICAL FOULS — None							
OFFICIALS: Janice Alberti, Yvette McKinney, Bob Trammell							
ATTENDANCE: 639							

Game Twenty-One

Virginia Tech 64, Seton Hall 40

BLACKSBURG, Va. (2/4/04) — Using an outstanding night from senior Ieva Kublina, No. 21/21 Virginia Tech easily defeated BIG EAST rival Seton Hall 64-40. Tech grabbed hold of the early lead and never relinquished it throughout the evening en route to their second largest margin of victory on the season.

Tech opened up hot, scoring on its first possession with a layup from senior Erin Gibson. The Hokies went on to convert their next four shots from the field including a three-pointer from Kublina to assume an early 11-4 at the 15-minute mark. Tech would extend its run to 13-0 and hold the Pirates scoreless for nearly eight minutes to take a commanding 17-4 lead with 11 minutes remaining in the half.

Seton Hall would twice narrow the margin to nine, however, a jumper from Kublina extended the lead back to 13, 25-12, with 4:20 left. During the final five minutes of the half, Kublina poured in six of her 17 first-half points as Tech used a 10-2 run to enter the locker room with a 31-14 lead.

Tech failed to carry its momentum into the second half as both teams traded baskets. Seton Hall appeared to edge its way back into the game as LaNedra Brown converted on a three-point play with eight minutes left to play to narrow the Pirates, deficit to 12, 44-32. That would be as close as Seton Hall would come as Tech would use a series of free throws from Kublina and Chriss to run the lead out to 18 again. During the final five minutes of play, Tech's free-throw shooting would seal the game as they converted on 10 consecutive free throws, assembling a 10-2 run to close the door on the 64-40 win.

Kublina led all scorers with 23 points, the 19th time in her career she's scored 20 or more points, and six rebounds. Also aiding Tech's effort were Gibson and Chriss with eight points apiece. Brown was the Pirates top scorer with nine points on the evening.

#21/21 Virginia Tech 64, Seton Hall 40							
Feb. 4, 2004; Cassell Coliseum							
SHU (40)	MP	FG	FT	R	A	PF	TP
Blake	21	2-3	3-6	7	0	5	7
Korpivaara	24	0-0	0-0	1	1	1	0
Thomas	14	1-3	0-0	2	1	4	2
Langelier	33	2-12	2-4	5	0	0	6
Bush	29	3-7	2-2	4	1	5	8
Ellis	2	0-0	0-0	0	0	0	0
Carroll	15	0-7	2-2	3	1	2	2
Duelund	1	0-0	0-0	0	0	0	0
Shutz	15	1-2	0-1	0	0	0	2
Phillip	5	0-0	0-0	0	0	0	0
Costello	15	1-6	2-2	5	0	2	4
Brown	26	4-9	1-1	7	1	1	9
Team				4			
Totals	200	14-55	12-18	38	5	20	40
#21 VT (64)	MP	FG	FT	R	A	PF	TP
Kublina	26	9-15	4-4	6	0	4	23
Gardin	21	2-7	1-2	4	4	1	5
Gibson	29	3-7	2-2	7	0	2	8
Chriss	30	3-5	2-2	3	2	2	8
Mason	31	3-8	1-2	1	2	0	7
Copeland	15	0-1	0-0	3	2	3	0
Recchia	9	0-0	4-4	0	0	0	4
Diawara	2	0-0	2-2	0	0	0	2
Fowler	2	1-1	0-0	0	0	0	2
Anderson	13	1-2	0-0	4	2	0	2
Simmons	16	1-2	1-3	1	1	2	3
Finnerty	6	0-2	0-0	0	0	0	0
Team				6			
Totals	200	23-50	17-21	35	13	14	64
Seton Hall		14		26			40
#21/21 Virginia Tech		31		33			64
PERCENTAGES:							
SHU	FG%	25.5	3PT%	0.0	FT%		66.7
VT	FG%	46.0	3PT%	16.7	FT%		81.0
3-POINTERS — SHU 0; VT 1 (Kublina)							
BLOCKED SHOTS — SHU 3 (Bush, Phillip, Brown); VT 7 (Gardin 2, Chriss 2, Kublina, Gibson, Finnerty)							
STEALS — SHU 7 (Brown 2, Thomas, Bush, Carroll, Duelund, Shutz); VT 8 (Chriss 2, Kublina, Gardin, Copeland, Simmons, Finnerty)							
TURNOVERS — SHU 22 (Blake 5, Langelier 5, Bush 3, Thomas 2, Carroll 2, Costello 2, Korpivaara, Ellis, Shutz); VT 16 (Copeland 5, Kublina 3, Chriss 2, Mason 2, Gardin, Gibson, Anderson, Finnerty)							
TECHNICAL FOULS — None							
OFFICIALS: Wesley Dean, Joanne Aldrich, John Almarode							
ATTENDANCE: 2,448							



Game Twenty-Two

West Virginia 69, Virginia Tech 66

MORGANTOWN, W.Va. (2/10/04) — Virginia Tech appeared to have assumed control of the game from the opening tip, however, a relentless West Virginia squad had other intentions, mustering an impressive comeback to defeat the Hokies, 69-66 at the WVU Coliseum.

WVU's Kate Bulger led all scorers with 23 points while Tech's Carrie Mason had 17 points in the losing effort. Ieva Kublina added 16 points and Kerri Gardin had 13 points and 10 rebounds for the Hokies.

The two squads played possession for possession for much of the first half with Tech holding the advantage for much of the half. The Hokies staged a miniature 8-4 run to close out the half with a Mason jumper to take a 33-25 lead into the locker room.

The Hokies came out in the second half and appeared poised to put the game away, extending their lead to as many as 14, 52-38, on two Kirby Copeland free throws with 11 minutes left to play. Tech's lead would remain at nine or higher until the 4:18 mark when two Mountaineer free throws initiated the beginning of the end for Tech.

From that point on WVU would rattle off a 19-5 run with six points coming off of Kate Bulger three-pointers. WVU would claim its first lead of the second half at the one-minute mark on a Bulger three that effectively took the wind out of the Hokies' sails. WVU would hold onto the lead as Meg Bulger blocked Kublina's last second three-point attempt to seal the victory for the Mountaineers.

West Virginia 69, #21/19 Virginia Tech 66										
Feb. 10, 2004; WVU Coliseum										
#21/19 VT (66)	MP	FG	FT	R	A	PF	TP			
Kublina	25	5-10	6-8	6	0	3	16			
Gardin	36	5-9	3-4	10	3	3	13			
Gibson	34	2-3	1-6	12	1	3	5			
Chriss	22	1-4	4-4	1	3	5	6			
Mason	40	5-14	3-5	4	2	2	17			
Copeland	19	2-3	1-2	2	2	4	5			
Recchia	3	0-0	0-0	0	0	0	0			
Simmons	20	2-7	0-0	4	0	2	4			
Finnerty	1	0-0	0-0	0	0	0	0			
Team				1						
Totals	200	22-50	18-29	40	11	22	66			
WVU (69)	MP	FG	FT	R	A	PF	TP			
Carter	32	4-6	1-4	8	0	3	9			
Paige	40	2-10	7-8	1	4	1	11			
Sowho	39	2-7	3-4	4	1	4	7			
Dunlap	31	5-9	4-4	5	0	4	14			
Bulger, K.	31	7-17	6-6	2	4	3	23			
Bulger, M.	18	1-4	0-0	6	0	4	2			
Glusko	4	0-0	1-2	1	0	0	1			
Williams	5	1-1	0-0	0	0	0	2			
Team				5						
Totals	200	22-54	22-28	32	9	20	69			
#21/19 Virginia Tech	33		33				66			
West Virginia	25		44				69			
PERCENTAGES:										
VT	FG%	44.0	3PT%	28.6	FT%	62.1				
WVU	FG%	40.7	3PT%	20.0	FT%	78.6				
3-POINTERS — VT 4 (Mason 4); WVU 3 (K. Bulger 3)										
BLOCKED SHOTS — VT 5 (Kublina 2, Gardin 2, Gibson); WVU 3 (Sowho, K. Bulger, M. Bulger)										
STEALS — VT 5 (Mason 2, Chriss, Copeland, Simmons); WVU 9 (Sowho 4, Paige 2, Dunlap, K. Bulger, Glusko)										
TURNOVERS — VT 21 (Gardin 5, Gibson 5, Mason 4, Kublina 2, Chriss 2, Copeland, Simmons, Team); WVU 14 (Paige 4, K. Bulger 3, M. Bulger 3, Carter, Sowho, Dunlap, Team)										
TECHNICAL FOULS — None										
OFFICIALS: Dennis DeMayo, Kathy Lynch, Susan Blauch										
ATTENDANCE: 1234										

Game Twenty-Three

Miami 65, Virginia Tech 56

BLACKSBURG, Va. (2/14/04) — There was nothing rosy about Virginia Tech's Valentine's Day showdown with the Miami Hurricanes at Cassell Coliseum as the Hokies dropped a second-consecutive BIG EAST game, 65-56, in front of 3,795 fans.

The loss was just Tech's second at home, the first coming against defending national champion Connecticut on Jan. 27.

Valentine's Day was not the only celebration on Feb. 14 as Hurricane power forward Chanivia Broussard celebrated her 23rd birthday by blowing out the candles on Tech with 22 points, including 10-of-10 from the free-throw line.

Both teams had reason to feel fortunate that the game was close at intermission. The Hokies found themselves being outshot by the Hurricanes 43.5 percent to 27 percent. However, Miami committed 12 more turnovers than the Hokies, which led to 14 more Tech shots. After the first 20 minutes, Tech's poor shooting and Miami's poor ball-handling and decisions ultimately evened each other out.

The second half started out much differently than the first as both teams came out hot. The Hokies hit 7-of-11 to start the frame, while Miami converted 5-of-9.

A Mason triple at the 12:27 mark gave Tech a 44-40 lead. Miami stormed back though, using a 14-6 run to turn the tables and take a 54-50 lead. Tech scored the next four to knot the score and claim the momentum.

However, a Tamara James trey with time winding down on the shot clock silenced the crowd and put the Hurricanes back on top. Gardin, who had shadowed James all night, dipped off to double-team Broussard who had picked up her dribble on the baseline. Broussard found James for the shot that turned out to be the dagger.

Gardin hit a jumper on Tech's next possession at the 3:11 mark, but that was the last time the Hokies scored. Miami scored a layup and then made 6-of-8 free throws down the stretch to seal the victory.

Gardin led the Hokies with 13 points and 14 rebounds. Ieva Kublina scored 11 points and Gibson contributed 10 points.

rv/#23 Miami 65, #21/19 Virginia Tech 56										
Feb. 14, 2004; Cassell Coliseum										
#23 UM (65)	MP	FG	FT	R	A	PF	TP			
Knight	30	4-7	2-2	6	1	2	11			
Wilkins	40	4-7	1-1	11	1	1	9			
Broussard	35	6-13	10-10	6	3	3	22			
James	37	5-11	3-6	5	1	3	14			
McCormick	38	1-7	1-2	6	6	3	4			
Marincic	6	1-1	0-0	1	1	0	2			
Phanord	3	0-1	0-0	0	0	1	0			
Wilson	11	1-1	1-2	2	0	1	3			
Team				6						
Totals	200	22-48	18-23	43	13	14	65			
#21/19 VT (56)	MP	FG	FT	R	A	PF	TP			
Kublina	39	5-19	0-0	4	0	3	11			
Gardin	28	4-16	5-6	14	0	2	13			
Gibson	29	5-7	0-0	4	1	5	10			
Chriss	34	3-11	2-2	6	1	2	8			
Mason	40	2-12	2-3	2	3	3	8			
Copeland	6	1-3	0-0	1	3	0	2			
Recchia	1	0-0	0-0	0	0	1	0			
Anderson	11	1-3	0-0	0	1	0	2			
Simmons	12	1-1	0-0	1	1	2	2			
Team				4						
Totals	200	22-72	9-11	36	10	18	56			
#23 Miami	30		35				65			
#21/19 Virginia Tech	28		28				56			
PERCENTAGES:										
UM	FG%	45.8	3PT%	50.0	FT%	78.3				
VT	FG%	30.6	3PT%	25.0	FT%	81.8				
3-POINTERS — UM 3 (Knight, James, McCormick); VT 3 (Mason 2, Kublina)										
BLOCKED SHOTS — UM 3 (Wilkins 2, Broussard); VT 1 (Chriss)										
STEALS - UM 4 (Broussard 2, James, Marincic); VT 9 (Kublina 2, Chriss 2, Gardin, Gibson, Mason, Copeland, Anderson)										
TURNOVERS — UM 25 (McCormick 9, James 5, Wilkins 5, Knight 3, Broussard); VT 15 (Gardin 6, Mason 3, Chriss 2, Anderson 2, Gibson, Copeland)										
TECHNICAL FOULS — None										
OFFICIALS: June Courteau, John Palermo, Frank Geiselman										
ATTENDANCE: 3795										

Game Twenty-Four

Virginia Tech 48, Seton Hall 42

SOUTH ORANGE, N.J. (2/18/04) — The Hokies moved back above .500 in the BIG EAST as they edged host Seton Hall 48-42 in a defensive battle at Walsh Gym. Tech became just the third team to defeat the Pirates on their home floor.

In a match-up that featured 10 lead changes and eight ties, it was the Hokies' defensive efforts in the final 11 minutes that proved to be the difference. With the Hokies trailing 40-36 with 11:37 remaining, Tech allowed the Pirates just two free throws over the final 11 minutes and outscored the hosts 12-2 for the victory. Tech connected on four-of-four from the charity stripe in the final 23 seconds to seal the much-needed conference win.

Four Hokies reached double figures, led by Kerri Gardin's double-double of 11 points and 12 rebounds. Dawn Chriss led the Hokies in scoring with 13 points, while Ieva Kublina and Carrie Mason had 10 each. Kublina had five blocks. Ashley Bush led the Pirates with 14 points. The Hokies limited Seton Hall to just 28 percent (16-of-57) from the field and hit on 38 percent (14-of-37) of their attempts. Tech also won the battle on the boards, 38-34.

The Hokies appeared ready to set the tempo of the contest in the first half, building as much as a seven-point lead (14-7) with 11:30 left until halftime, but the Pirates battled back to trim the Hokies' margin. During the next four minutes, Seton Hall went on a 10-2 run to take a 17-16 lead with 7:57 left until intermission. The Pirates increased the margin to four (24-20) with 5:17 left, but the Hokies responded with an 8-3 run over the final five minutes to secure a 28-27 halftime lead. Chriss keyed the Hokie scoring flurry with six points and three steals.

In the second half, the Hokies held a narrow lead throughout the first eight minutes, leading by three (36-33) at 15:22. However, Seton Hall regained the lead with a 7-0 run that stretched to the 11:37 mark. Trailing 40-36 at that point, the Hokies turned up the defensive pressure and forced the Pirates into 13 missed shots during the remainder of the game.

rv/#25 Virginia Tech 48, Seton Hall 42										
Feb. 18, 2004; Walsh Gym										
rv/#25 VT (48)	MP	FG	FT	R	A	PF	TP			
Kublina	38	4-9	2-3	5	0	3	10			
Gardin	38	2-9	7-10	12	1	2	11			
Gibson	35	2-4	0-0	3	0	4	4			
Chriss	37	4-11	5-6	6	4	2	13			
Mason	38	2-4	5-5	6	1	2	10			
Copeland	3	0-0	0-0	1	0	0	0			
Recchia	3	0-0	0-0	0	0	0	0			
Anderson	1	0-0	0-0	0	0	1	1			
Simmons	7	0-0	0-0	0	0	1	0			
Team				5						
Totals	200	14-37	19-24	38	6	16	48			
SHU (42)	MP	FG	FT	R	A	PF	TP			
Blake	17	2-7	0-0	8	0	1	4			
Bush	39	4-14	6-8	3	3	3	14			
Thomas	28	4-9	1-3	7	0	3	9			
Langelier	32	1-7	0-0	3	1	4	2			
Schutz	12	0-1	0-2	1	0	0	0			
Ellis	1	0-1	0-0	0	0	1	0			
Carroll	7	1-5	0-0	0	0	0	3			
Korpivaara	29	1-4	0-0	3	0	2	2			
Phillip	2	0-1	0-0	0	0	1	0			
Costello	10	2-4	1-1	3	0	0	5			
Brown	23	1-4	1-3	3	0	3	3			
Team				3						
Totals	200	16-57	9-17	34	4	18	42			
rv/#25 Virginia Tech	28		20				48			
Seton Hall	27		15				42			
PERCENTAGES:										
VT	FG%	37.8	3PT%	20.0	FT%	79.2				
SHU	FG%	28.1	3PT%	20.0	FT%	52.9				
3-POINTERS — VT 1 (Mason); SHU 1 (Carroll)										
BLOCKED SHOTS — VT 9 (Kublina 5, Gardin 3, Chriss); SHU 2 (Blake 2)										
STEALS — VT 5 (Chriss 4, Mason); SHU 12 (Bush 4, Thomas 2, Langelier 2, Brown 2, Carroll, Korpivaara)										
TURNOVERS — VT 21 (Gardin 8, Kublina 5, Chriss 3, Recchia 2, Gibson, Mason, Copeland); SHU 11 (Schutz 3, Thomas 2, Langelier 2, Costello 2, Bush, Korpivaara)										
TECHNICAL FOULS — None										
OFFICIALS: Bryan Enterline, Denise Brooks-Clauser, Jack Riordan										
ATTENDANCE: 456										



Game Twenty-Five

Virginia Tech 77, Providence 56

PROVIDENCE, R.I. (2/21/04) — Entering the contest at Providence, Virginia Tech knew it was a prohibitive favorite to defeat the Friars who were winless in the BIG EAST Conference. Tech used a 12-0 run midway through the first half to break the backs of their host and cruise to a 77-56 victory.

Tech, ranked No. 25 in the *USA Today*/ESPN coaches poll, had 11 players score in the lopsided affair and all 12 players saw action. Ieva Kublina led the way with 19 points followed by Carrie Mason and Erin Gibson with 10 points each.

Gayle Nwafili led Providence with a game-high 27 points and 16 rebounds. The loss was the 13th-straight and 15th in the Friars last 16 games.

The two teams battled on even terms over the first nine minutes with Tech leading only 17-14 before the Hokies went on a 12-0 run to build a 29-14 advantage. After the Friars cut the lead to 31-20, Tech closed the half on a 10-4 run to lead 41-24.

The second half was more of the same as Tech substituted freely and built its largest lead of the night at 76-49 with 2:45 remaining in the game. Outside of Nwafili's 11-for-21 effort from the field, the remainder of the Friars lineup was only 12-of-43.

Tech shot 49.3 percent (33-67) from the field while limiting Providence to 35.9 percent. The Hokies handed out 19 assists while suffering only nine turnovers and collecting eight steals.

Game Twenty-Six

Virginia Tech 85, Pittsburgh 55

BLACKSBURG, Va. (2/28/04) — The Virginia Tech had four starters score in double figures and the Hokies blistered the nets, shooting 63.8-percent from the floor, in hammering Pittsburgh 85-55 in a BIG EAST game in front of 6,364 fans at Cassell Coliseum. The attendance stood as the ninth-largest in Cassell Coliseum history for a women's basketball game.

The win marked Tech's third straight after a humbling and rare home loss to Miami two weeks earlier. With the win, Tech improved to 20-6 on the season, marking the seventh consecutive year — all under head coach Bonnie Henrickson — that the Hokies have won at least 20 games.

The Hokies wasted little time in messing around with the Panthers. Tech only trailed once — 2-0 — and used a 12-1 run midway through the first half to open a 13-point bulge. Using eight points each from the inside tandem of Ieva Kublina and Erin Gibson, the Hokies led by as many as 17 in the first half and by 10 at halftime.

In the second half, Tech blew things wide open, opening the half by going on a 20-5 run and taking a 25-point lead on a layup by Kerri Gardin with 11:57 left in the game. Henrickson started substituting liberally and did so through the game.

Tech's 63.8 percent from the floor was a season-high and the best-ever for the Hokies in a BIG EAST game.

Mason led the Hokies with 14 points, going 6-for-6 from the floor, including 2-for-2 from beyond the 3-point arc. Gibson added 13 on 5-of-8 shooting from the floor, while Kublina and Dawn Chriss finished with 10 each.

Game Twenty-Seven

Virginia Tech 69, St. John's 38

BLACKSBURG, Va. (3/2/04) — Virginia Tech closed out its' final regular season BIG EAST game by defeating St. John's, 69-38, at Cassell Coliseum. The win solidified Tech as the eighth seed in the BIG EAST Championships.

The win marked Tech's fourth straight victory and the Hokies finished the regular season 21-6 overall and 10-6 in the conference. In four regular seasons, Tech averaged 10 wins a year as a member of the BIG EAST.

After scoring eight straight points to open the second half, the Hokies went on a 21-4 run to take a 26-point lead, 46-20, with 11:46 left in the game. Three straight points by Tech's Kirby Copeland followed by a jumper by Fran Recchia gave the Hokies a 31-point lead. Tech went on to complete the victory.

Copeland led all scorers with 12 points, while Dawn Chriss added 10. Shemika Stevens led the Red Storm with 10.

The Hokies opened the game with a 5-0 run and never looked back. At the 12:38 mark, Tech went on a 9-2 run over the span of almost seven minutes to take a 12-point lead, 17-5. Turnovers and poor shooting affected the Red Storm, who only scored five points in the first 14 minutes of the game. Tech scored 15 points off of 19 St. John's turnovers and led 27-16 at the half.

All three of Tech's seniors, Kublina, Brandy Flower and Davina Simmons, started the game. They were honored in a ceremony after the contest.

rv/#25 Virginia Tech 77, Providence 56							
Feb. 21, 2004; Alumni Hall							
rv/#25 VT (77)	MP	FG	FT	R	A	PF	TP
Kublina	25	9-18	1-1	5	0	3	19
Chriss	24	4-4	1-2	2	5	1	9
Mason	28	4-6	2-2	1	3	1	10
Gardin	22	3-8	1-2	4	4	0	7
Gibson	23	4-9	2-2	3	2	1	10
Copeland	16	2-6	2-6	7	1	1	6
Recchia	14	1-3	0-0	2	1	0	2
Diawara	5	0-2	0-0	1	1	1	0
Fowler	9	2-3	0-0	2	0	2	4
Anderson	15	1-2	0-0	6	1	2	2
Simmons	13	1-3	0-0	4	0	3	2
Finnerty	5	2-3	2-3	2	1	3	6
Team				5			
Totals	200	33-67	11-18	44	19	18	77
PC (56)	MP	FG	FT	R	A	PF	TP
Baugh	38	1-7	0-0	4	5	1	2
Furstenburg	28	0-5	0-0	3	2	1	0
Quinn	27	2-5	2-2	2	1	2	6
Nwafili	37	11-21	5-10	16	3	1	27
Freeburg	31	4-11	1-2	6	2	2	9
Snyder	24	2-9	0-0	3	0	1	5
Gilmore	10	2-4	0-1	1	1	1	4
Keefe	5	1-2	1-2	4	0	1	3
Team				4			
Totals	200	23-64	9-17	43	14	10	56
rv/#25 Virginia Tech	41		36				77
Providence	24		32				56
PERCENTAGES:							
VT	FG%	49.3	3PT%	0.0	FT%		61.1
PC	FG%	35.9	3PT%	12.5	FT%		52.9
3-POINTERS — VT 0; PC 1 (Snyder)							
BLOCKED SHOTS — VT 4 (Kublina 2, Gibson, Anderson); PC 6 (Nwafili 5, Snyder)							
STEALS — VT 8 (Mason 2, Gardin 2, Anderson 2, Gibson, Chriss); PC 3 (Freeburg 2, Quinn)							
TURNOVERS — VT 9 (Gardin 2, Gibson 2, Kublina, Copeland, Fowler, Simmons, Finnerty); PC 17 (Baugh 6, Nwafili 4, Freeburg 4, Furstenburg 2, Keefe)							
TECHNICAL FOULS — None							
OFFICIALS: Bill Titus, Tom Danaher, Joanne Aldrich							
ATTENDANCE: 597							

rv/#25 Virginia Tech 85, Pittsburgh 55							
Feb. 28, 2004; Cassell Coliseum							
UP (55)	MP	FG	FT	R	A	PF	TP
Kincaid	31	5-20	2-4	5	2	2	12
Stufflet	12	1-2	0-0	0	0	3	2
Morris	6	0-1	0-0	0	0	4	0
Kunich	32	2-7	0-0	3	4	0	5
Histed	33	6-14	2-4	3	1	2	16
Brown	20	3-8	1-2	5	0	4	7
Hughes	20	1-3	0-0	1	2	2	3
Moore	22	1-2	0-0	2	0	0	2
Taylor, D.	5	1-2	0-0	0	0	1	2
Taylor, C.	19	2-4	2-3	3	0	5	6
Team				6			
Totals	200	22-63	7-13	28	9	23	55
rv/#25 VT (85)	MP	FG	FT	R	A	PF	TP
Kublina	26	2-7	6-6	9	0	3	10
Gardin	22	2-4	4-8	4	5	0	8
Gibson	20	5-8	3-4	4	1	3	13
Chriss	24	3-4	4-4	6	3	1	10
Mason	27	6-6	0-0	2	2	0	14
Copeland	20	4-6	0-1	2	1	0	8
Recchia	12	1-2	0-0	1	0	0	2
Diawara	4	1-1	2-2	1	0	0	4
Fowler	9	1-1	0-1	1	0	1	2
Anderson	14	1-3	2-4	1	1	1	4
Simmons	11	3-3	0-0	0	0	1	6
Finnerty	11	1-2	2-2	2	0	1	4
Team				6			
Totals	200	30-47	23-32	39	13	11	85
Pittsburgh	31		24				55
rv/#25 Virginia Tech	41		44				85
PERCENTAGES:							
UP	FG%	34.9	3PT%	40.0	FT%		53.8
VT	FG%	63.8	3PT%	100.0	FT%		71.9
3-POINTERS — UP 4 (Histed 2, Kunich, Hughes); VT 2 (Mason 2)							
BLOCKED SHOTS — UP 3 (Brown 2, Kincaid); VT 11 (Kublina 7, Fowler 2, Gibson, Chriss)							
STEALS — UP 9 (Histed 3, Kincaid 2, Kunich, Hughes, Taylor D., Taylor C.); VT 11 (Gardin 4, Copeland 2, Simmons 2, Kublina, Gibson, Finnerty)							
TURNOVERS — UP 21 (Kunich 5, Kincaid 3, Histed 3, Morris 2, Hughes 2, Moore 2, Team 2, Brown, Taylor D.); VT 20 (Kublina 4, Recchia 4, Chriss 3, Mason 3, Copeland 2, Simmons 2, Gardin, Team)							
TECHNICAL FOULS — None							
OFFICIALS: John Morningstar, Bonita Spence, Bruce Morris							
ATTENDANCE: 6,364							

Virginia Tech 69, St. John's 38							
Mar. 2, 2004; Cassell Coliseum							
SJU (38)	MP	FG	FT	R	A	PF	TP
Clark	25	1-7	1-4	4	0	5	3
Gyuris	20	1-2	0-0	2	1	2	2
Kurtosi	19	0-1	0-0	4	1	0	0
Mac Millan	27	1-5	0-0	0	0	4	2
Stevens	27	4-10	1-2	3	2	3	10
Stubblefield	11	1-7	0-0	1	0	0	3
Dukes	12	1-3	0-2	0	0	0	2
Brown	2	0-0	0-0	0	0	0	0
Petersen	8	1-1	0-0	0	1	1	2
Andrews	15	2-2	0-0	3	0	2	4
Chambers	20	3-5	2-4	6	0	5	8
Szavuly	14	1-3	0-0	1	1	1	2
Team				4			
Totals	200	16-46	4-12	28	6	23	38
VT (69)	MP	FG	FT	R	A	PF	TP
Kublina	28	2-9	1-2	7	0	0	5
Simmons	9	1-4	0-0	2	0	0	2
Fowler	11	0-1	1-3	1	0	2	1
Chriss	33	4-4	2-2	6	3	3	10
Mason	24	2-6	2-2	0	0	0	8
Copeland	12	3-3	6-10	4	1	3	12
Recchia	16	1-2	0-0	1	1	0	2
Diawara	5	0-0	0-0	1	0	1	0
Anderson	8	2-3	0-0	1	0	0	4
Gardin	21	4-7	1-1	5	6	0	9
Finnerty	11	2-3	3-5	1	0	2	7
Gibson	22	3-8	3-4	6	0	1	9
Team				2			
Totals	200	24-50	19-29	37	11	12	69
St. John's	16		22				38
Virginia Tech	27		42				69
PERCENTAGES:							
SJU	FG%	34.8	3PT%	25.0	FT%		33.3
VT	FG%	48.0	3PT%	50.0	FT%		65.5
3-POINTERS — SJU 2 (Stevens, Stubblefield); VT 2 (Mason 2)							
BLOCKED SHOTS — SJU 2 (Kurtosi, Chambers); VT 6 (Kublina 4, Chriss, Diawara)							
STEALS — SJU 12 (Clark 3, Kurtosi 2, Mac Millan 2, Stevens 2, Chambers 2, Stubblefield); VT 14 (Gardin 3, Fowler 2, Chriss 2, Copeland 2, Finnerty 2, Simmons, Mason)							
TURNOVERS — SJU 35 (Chambers 7, Stevens 7, Kurtosi 6, Szavuly 6, Stubblefield 3, Petersen 2, Clark, Gyuris, Mac Millan, Andrews); VT 24 (Chriss 7, Copeland 5, Kublina 2, Mason 2, Gardin 2, Gibson 2, Fowler, Recchia, Anderson, Finnerty)							
TECHNICAL FOULS — None							
OFFICIALS: Dee Kantner, Bill Titus, Bryan Brunette							
ATTENDANCE: 3,023							



Kerri Gardin had 14 points and 16 rebounds to help the Hokies beat Georgetown in first-round BIG EAST Tournament action.



Carrie Mason put up a game-high 13 points against eventual national champion UConn in the quarterfinals.

Game Twenty-Eight

Virginia Tech 56, Georgetown 47

HARTFORD, Conn. (3/6/04) — The eighth-seeded Virginia Tech Hokies used an improbable 28-7 run over the final 14 minutes of the game to dispatch the ninth-seeded Georgetown Hoyas 56-47 on March 6 and advance to the second round of the BIG EAST tournament.

Six minutes into the second half, the Hokies found themselves trailing by 12 points, 40-28. However, a three-pointer by Carrie Mason, one of many big shots she hit on the day, ignited the Tech run. The Hoyas were still clinging to a 43-37 lead after a nice up-and-under reverse layup by Georgetown's Rebekkah Brunson, but that's when Tech dropped the hammer. The Hokies ripped off 17 unanswered points to take a 54-43 lead with 2:36 remaining.

Georgetown went 0-for-7 from the field and free-throw line combined, and committed seven turnovers over Tech's 17-0 run.

Mason and Kerri Gardin carried the Hokies throughout this game. Mason scored 14 points, including hitting 3-of-8 from three-point range, collected four steals, five rebounds and four assists. She turned the ball over six times in the game, but only one time in the second half. She shot just 4-of-12 from the field, but all four of her makes came at critical times when the Hokies needed a basket. Mason drew two charges as well, both in the second half.

Gardin's effort was just as disheartening to the Hoyas. She scored 14 points and crashed the boards for 16 rebounds, nine of which were offensive. The Hokies scored 10 points off of Gardin's offensive rebounds.

The Hokies trailed 28-21 at halftime because of their inability to solve Georgetown's physical zone defense. Tech did not shoot the ball well enough and the Hokies could not get the ball inside consistently to pull the Hoyas out of their zone. Tech shot just 26 percent (7-of-27) in the first frame compared to Georgetown's 48 percent (12-of-25).

Chriss added 11 points and Ieva Kublina chipped in nine points and three blocks in the winning effort. Brunson paced Georgetown with 18 points and 17 rebounds.

BIG EAST CHAMPIONSHIP FIRST ROUND Virginia Tech 56, Georgetown 47 Mar. 6, 2004; Hartford Civic Center

GU (47)	MP	FG	FT	R	A	PF	TP
Bruce	30	4-8	1-2	4	2	3	9
Brunson	37	7-14	4-7	17	0	4	18
Tamoulianis	22	2-4	2-3	2	1	2	6
Lisicky	37	1-11	0-0	5	3	2	3
LeSueur	28	2-4	0-0	3	1	4	4
Carlin	21	1-5	0-0	3	0	4	2
Davidson	1	0-0	0-0	0	0	0	0
Berggren	1	0-0	0-0	0	0	1	0
Tyburski	1	0-0	0-0	0	0	0	0
Jenkins	22	2-6	0-0	1	1	1	5
Team				4			
Totals	200	19-52	7-12	39	8	21	47

VT (56)	MP	FG	FT	R	A	PF	TP
Gardin	37	4-16	6-10	16	3	0	14
Gibson	28	2-3	2-6	3	1	5	6
Kublina	39	3-14	3-3	6	0	2	9
Chriss	39	4-7	3-4	4	5	2	11
Mason	40	4-12	3-3	5	4	1	14
Copeland	4	0-1	0-0	1	0	0	0
Simmons	3	0-1	0-0	1	0	1	0
Finnerty	10	1-1	0-0	1	0	1	2
Team				1			
Totals	200	18-55	17-26	38	13	12	56

Georgetown		28	19	—	47
Virginia Tech		21	35	—	56

PERCENTAGES:

GT	FG%	36.5	3PT%	20.0	FT%	58.3
VT	FG%	32.7	3PT%	33.3	FT%	65.4

3-POINTERS — GU 2 (Lisicky, Jenkins); VT 3 (Mason 3)
BLOCKED SHOTS — GU 3 (Bruce, Brunson, Tamoulianis); VT 6 (Kublina 3, Chriss 2, Gibson)
STEALS — GU 12 (LeSueur 4, Jenkins 3, Bruce, Brunson, Tamoulianis, Lisicky, Carlin); VT 11 (Mason 4, Chriss 3, Gardin, Kublina, Copeland, Finnerty)
TURNOVERS — GU 28 (LeSueur 7, Bruce 5, Lisicky 4, Brunson 3, Jenkins 3, Carlin 2, Tamoulianis 2, Team 2) VT 19 (Mason 6, Gardin 3, Gibson 3, Chriss 2, Copeland 2, Kublina, Finnerty, Team)
TECHNICAL FOULS — None
OFFICIALS: Dennis DeMayo, Tom Danaher, Denise Brooks-Clauser
ATTENDANCE: 9,690

Game Twenty-Nine

Connecticut 48, Virginia Tech 34

HARTFORD, Conn. (3/7/04) — The Virginia Tech Hokies held the #4 Connecticut Huskies to a season-low 48 points, but couldn't muster enough offense to pull off the upset, falling 48-34 in the quarterfinals of the BIG EAST tournament.

The Huskies went on a 7-0 run to open the second half and take a 28-14 lead that they maintained for most of the final frame. The Hokies trailed by as many as 17 and as few as nine points.

UConn led 38-24 with 9:45 remaining in the game when the Hokies made their last serious challenge of the game. UConn's first team All-American and BIG EAST player of the year Diana Taurasi picked up two quick fouls to give her four for the game and force her to the bench. Center Jessica Moore then picked up two quick fouls to give her four, and she followed Taurasi to the sideline. Then wing Ashley Battle picked up two fouls to give her four.

Those six fouls stopped UConn's momentum and gave the Hokies a chance to get back in the game. Tech's defense held the Huskies scoreless for the next five minutes, but could only muster a 5-0 run to cut the lead to 38-29. A three-point play by Battle put UConn back up by a dozen and effectively ended any hopes for a Tech comeback.

The Hokies played a brilliant game defensively, particularly in the first half when they held the Huskies to just 21 points. However, as good as their defense was, their offense struggled, especially over the final 11:25 of the first half.

Mason led the Hokies and tied for a game-high with 13 points. Barbara Turner led UConn with 13 points of her own and Moore contributed 11 points. Battle collared a game-high 10 rebounds. The Hokies clamped down on Taurasi, holding her to just four points on 2-of-10 shooting.

BIG EAST CHAMPIONSHIP QUARTERFINAL #3/4 Connecticut 48, Virginia Tech 34 Mar. 7, 2004; Hartford Civic Center

VT (34)	MP	FG	FT	R	A	PF	TP
Gardin	28	2-8	0-2	5	0	3	4
Gibson	26	2-6	0-0	6	1	1	4
Kublina	37	2-8	4-4	5	0	3	8
Chriss	38	1-7	2-2	5	1	2	4
Mason	39	4-11	3-5	1	1	1	13
Copeland	14	0-2	0-0	2	1	1	0
Finnerty	18	0-1	1-2	3	0	2	1
Team				7			
Totals	200	11-43	10-15	34	4	13	34

#3/4 UConn (48)	MP	FG	FT	R	A	PF	TP
Turner	33	5-12	3-3	4	1	1	13
Strother	36	3-9	0-0	4	3	1	8
Moore	33	4-6	3-4	4	1	4	11
Taurasi	23	2-10	0-0	2	3	4	4
Conlon	35	2-8	0-0	5	3	2	5
Battle	22	2-9	3-3	10	0	1	7
Crockett	15	0-2	0-0	3	0	4	0
Sherwood	3	0-1	0-0	1	0	1	0
Team				5			
Totals	200	18-57	9-10	38	11	17	48

Virginia Tech		14	20	—	34
Connecticut		21	27	—	48

PERCENTAGES:

VT	FG%	25.6	3PT%	25.0	FT%	66.7
UConn	FG%	31.6	3PT%	20.0	FT%	90.0

3-POINTERS — VT 2 (Mason 2); UConn 3 (Strother 2, Conlon 2)
BLOCKED SHOTS — VT 2 (Kublina, Gibson); UConn 2 (Strother, Conlon)

STEALS — VT 3 (Chriss 2, Mason); UConn 9 (Moore 2, Taurasi 2, Battle 2, Strother, Crockett, Conlon)
TURNOVERS — VT 18 (Chriss 7, Gardin 4, Kublina 4, Gibson 2, Copeland) UConn 12 (Crockett 3, Conlon 2, Battle 2, Strother 2, Moore, Taurasi, Team)

TECHNICAL FOULS — None
OFFICIALS: Yvette McKinney, Mark Zentz, Susan Blauch
ATTENDANCE: 10,833



Game Thirty

Virginia Tech 89, Iowa 76

BLACKSBURG, Va. (3/21/04) — When the Virginia Tech Hokies faced the Iowa Hawkeyes, it was the old case of the irresistible force and the immovable object as Iowa had never lost a first-round NCAA game and Tech had won its past seven postseason openers. However, the Hokies used hot shooting throughout the game to ultimately resist the Hawkeyes 89-76 at Cassell Coliseum, moving Tech into the second round.

The Hokies, whose offense was virtually non-existent in their last outing versus Connecticut in the BIG EAST tournament, could do no wrong against the Hawkeyes. Tech hit four of its first five shots, including two three-pointers, to jump out to a 12-5 lead by the first media timeout. Iowa scored the next six points to cut the lead to one point, but Tech's Carrie Mason canned a three-pointer after the Hokies grabbed two offensive rebounds on their next possession.

The Hokies shot 51.7 percent in the first half and held a 40-27 lead at intermission. Tech hit all six of its three-point attempts in the half, with Mason hitting three and Ieva Kublina draining three. Tech's previous high for three-pointers in a game during the season was five. Tech also scored its 34th point of the game with 2:39 remaining in the first half. It took the Hokies an entire game against UConn to reach 34 points.

Tech only got hotter in the second half. The Hokies pushed their lead to 19 points, 53-34, with 15 minutes to play. That was the largest advantage that the Hokies would claim.

Iowa eventually cut Tech's lead to seven points with a little over four minutes to play. A Kristi Faulkner three-pointer capped an 8-0 Iowa run and made the score 74-67. However, Kublina knocked down two free throws on Tech's next possession to stem the bleeding. The Hokies hit their free throws down the stretch and Iowa never seriously threatened again.

Kublina led all scorers with 26 points for the Hokies. Mason scored 19 points while Kerri Gardin and Dawn Chriss joined them in double figures with 16 and 14 points, respectively.

Iowa was led by Jennie Lillis' 22 points. Faulkner finished with 20 points, center Jamie Cavey contributed 14, and Crystal Smith chipped in 10 points.

NCAA EAST REGION FIRST ROUND (8) Virginia Tech 89, (9) Iowa 76

Mar. 21, 2004; Cassell Coliseum

Iowa (76)	MP	FG	FT	R	A	PF	TP
Solverson	19	0-6	0-0	3	4	0	0
Lillis	39	8-18	5-7	10	2	4	22
Cavey	34	5-11	4-4	4	4	4	14
Richards	24	1-2	0-0	1	2	1	3
Faulkner	33	6-17	6-6	2	3	0	20
Smith	23	4-8	0-0	5	0	3	10
Reedy	21	3-3	0-0	3	0	1	7
McCann	7	0-1	0-0	2	0	2	0
Team				1			
Totals	200	27-66	15-17	31	15	15	76

VT (89)	MP	FG	FT	R	A	PF	TP
Kublina	35	10-15	3-4	6	1	2	26
Gardin	36	7-14	2-2	8	5	2	16
Gibson	30	3-8	0-0	4	1	3	6
Chriss	33	7-9	0-0	4	7	3	14
Mason	39	6-10	3-5	4	7	0	19
Copeland	4	1-1	1-1	3	0	1	3
Recchia	1	0-0	0-0	0	0	0	0
Fowler	1	0-0	0-0	0	0	0	0
Anderson	8	0-2	1-2	1	1	0	1
Simmons	10	1-1	0-0	2	0	4	2
Finnerty	3	1-1	0-0	0	0	1	2
Team				3			
Totals	200	36-61	10-14	35	22	16	89

Iowa		27	49	—	76
Virginia Tech		40	49	—	89

PERCENTAGES:

Iowa	FG%	40.9	3PT%	46.7	FT%	88.2
VT	FG%	59.0	3PT%	87.5	FT%	71.4

3-POINTERS — Iowa 7 (Faulkner 2, Smith 2, Lillis, Richards, Reedy); VT 7 (Mason 4, Kublina 3)
BLOCKED SHOTS — Iowa 8 (Lillis 4, Cavey 2, Solverson, Faulkner); VT 11 (Kublina 4, Gardin 2, Gibson 2, Chriss 2, Fowler)
STEALS — Iowa 11 (Lillis 3, Richards 3, Smith 3, Cavey, Reedy); VT 10 (Mason 3, Gardin 2, Kublina, Gibson, Chriss, Simmons, Finnerty)
TURNOVERS — Iowa 16 (Lillis 5, Cavey 4, Richards 2, Faulkner 2, Solverson, Smith, Reedy); VT 17 (Mason 5, Gardin 4, Gibson 3, Chriss 2, Kublina, Copeland, Simmons)
TECHNICAL FOULS — None
OFFICIALS: Scott Yarbrough, Jeff Caudle, Wanda Szeremeta
ATTENDANCE: 4, 708

Game Thirty-One

Penn State 61, Virginia Tech 48

BLACKSBURG, Va. (3/23/04) — The Virginia Tech Hokies' season came to an end with a 61-48 loss to No. 1-seed Penn State in the second round of the NCAA Tournament at Cassell Coliseum. A crowd of 7,128, the eighth-largest for a women's game, were on hand to cheer the Hokies, but a 27-6 second-half run spelled the demise of Tech's stay in the NCAA Tournament.

The Hokies did not go down without a fight, however, they could not find an answer for Penn State's Tanisha Wright, named the Big Ten's defensive player of the year this season, decided to do her damage on offense against the Hokies, leading all scorers with 28 points.

Tech came out at the opening whistle and matched the No. 4 team in the country step for step, and even outplayed them in stretches. The two teams traded blows and changed leads 10 times. The Hokies landed the last shot with a 7-1 run to close out the first half and take a 28-25 lead at halftime.

The Hokies extended their lead to 32-27 early in the second half, with two of their points coming on Carrie Mason free throws following a Penn State technical foul. The technical was called on Penn State's bench and energized the Tech faithful.

Unfortunately for the Hokies, it also energized the Lady Lions. Penn State ripped off a 27-6 run following the technical foul, covering a span of nearly 11 minutes. When the Lady Lions finally emerged from the run, they held a 54-38 lead with a little more than six minutes remaining. Penn State point guard Jess Strom took advantage of the fact that Tech was paying such close attention to Wright and two time All-American Kelly Mazzante, scoring 10 points in the run.

The Hokies played even with the Lions from that point on, but it was too little too late. Mason hit a three-pointer with 12 seconds remaining to provide the final score.

Mason scored 16 points to lead the Hokies and Ieva Kublina scored 15 points in her final game as a Hokie.

NCAA EAST REGION SECOND ROUND (1) Penn State 61, (8) Virginia Tech 48

Mar. 23, 2004; Cassell Coliseum

VT (48)	MP	FG	FT	R	A	PF	TP
Kublina	38	5-15	3-4	7	0	1	15
Gardin	37	4-9	0-1	4	3	2	8
Gibson	37	4-9	1-4	8	1	3	9
Chriss	28	0-5	0-0	5	1	3	0
Mason	40	5-9	4-4	3	2	1	16
Copeland	9	0-3	0-0	2	0	1	0
Recchia	0+	0-0	0-0	0	0	0	0
Anderson	6	0-0	0-0	1	0	0	0
Simmons	5	0-0	0-0	1	0	1	0
Finnerty	0+	0-0	0-0	0	0	0	0
Team				4			
Totals	200	18-50	8-13	35	7	12	48

PSU (61)	MP	FG	FT	R	A	PF	TP
Mazzante	36	4-16	0-0	4	0	2	9
Brungo	29	1-8	2-2	5	0	4	4
Russell	24	0-2	0-0	5	0	4	0
Strom	40	7-13	1-1	7	5	2	17
Wright	39	12-18	4-4	4	2	1	28
Brown	17	0-1	0-0	4	0	2	0
Joseph	0+	0-0	0-0	0	0	0	0
Schwab	9	0-2	0-0	1	0	0	0
Harris	6	1-1	1-2	0	0	0	3
Team				5			
Totals	200	25-61	8-9	35	7	16	61

Virginia Tech		28	20	—	48
Penn State		25	36	—	61

PERCENTAGES:

VT	FG%	36.0	3PT%	57.1	FT%	61.5
PSU	FG%	41.0	3PT%	18.8	FT%	88.9

3-POINTERS — VT 4 (Kublina 2, Mason 2); PSU 3 (Strom 2, Mazzante)
BLOCKED SHOTS — VT 5 (Gardin 3, Kublina, Gibson); PSU 8 (Russell 3, Brown 3, Wright, Schwab)
STEALS — VT 4 (Kublina 2, Mason 2); PSU 6 (Strom 2, Wright 2, Brungo, Russell)
TURNOVERS — VT 16 (Mason 4, Chriss 3, Kublina 2, Gardin 2, Gibson 2, Anderson, Copeland, Team); PSU 8 (Strom 4, Wright 2, Russell, Mazzante)
TECHNICAL FOULS — PSU (Team)
OFFICIALS: Scott Yarbrough, Lawson Newton, Felicia Crinter
ATTENDANCE: 7, 128



Dawn Chriss had 14 points against Iowa in Tech's NCAA First Round victory.



Senior Ieva Kublina was all smiles after scoring 26 points in the NCAA opener in Cassell Coliseum.




Carrie Mason registered 16 points in Tech's second-round game against Penn State.

THE OPPONENTS



*Virginia Tech faces nine
NCAA Tournament teams this season,
and a tough ACC schedule*



THE OPPONENTS

INSIDE THIS SECTION

Valparaiso	120	North Carolina State . . .	127
Arkansas State	120	Clemson	128
Minnesota	121	Florida State	128
James Madison	121	Virginia	129
Old Dominion	122	Wake Forest	129
Alabama	122	Richmond	130
Liberty	123	Miami	130
St. Francis (Pa.)	123	North Carolina	131
Texas Tech	124	Georgia Tech	131
Western Michigan	124	Travel Plans	132
Southern Mississippi . . .	125	ACC Tournament	133
Davidson	125	All-Time Series Records .	134
Maryland	126	Year-by-Year	
Fordham	126	vs. '04-'05 Opponents . .	135
Duke	127		



2004-05 OPPONENTS

VALPARAISO

ARKANSAS STATE



Keith Freeman
Head Coach

November 19, 2004
7 p.m.
Williams Arena,
Minneapolis, Minn.
Subway Basketball
Classic



Katie Boone



Brian Boyer
Head Coach

November 20, 2004
7 or 9 p.m.
Williams Arena
Minneapolis, Minn.
Subway Basketball
Classic



Amber Abraham

CRUSADERS' QUICK FACTS

Location: Valparaiso, Ind.
Founded: 1859
Enrollment: 3,900
Conference: Mid-Continent
Nickname: Crusaders
Colors: Brown and Gold
Arena: Athletics-Recreation Center (5,000)
President: Dr. Alan Harre
Athletics Director: Mark LaBarbara
2003-04 Record: 20-12
2003-04 Conf. Record/Finish: 11-5/2-nd
2003-04 Postseason: NCAA first round
Record vs. Virginia Tech: First Meeting

SID: Bill Rogers
WBB Contact: Ryan Wronkovicz
SID Office Phone: (219) 464-5232
E-Mail: Ryan.Wronkovicz@valpo.edu
Address: 1009 Union Street
Valparaiso, IN 46383
Fax: (219) 464-5762
Press Row: (219) 548-1502
Web Site: www.valpo.edu/athletics
Head Coach: Keith Freeman (Huntington College '86)
Record at Valparaiso (years): 175-118 (10)
Career Record: 304-165
Assistants: Steve Bruce (Ohio Wesleyan '81),
Caroline McCombs (Youngstown State '98),
Erika Roudebush (Cleveland State '03)

INDIANS' QUICK FACTS

Location: Jonesboro, Ark.
Founded: 1909
Enrollment: 10,429
Conference: Sun Belt
Nickname: Lady Indians
Colors: Scarlet and Black
Arena: Convocation Center
President: Dr. Lew Wyatt
Athletics Director: Dr. Dean Lee
2003-04 Record: 19-10
2003-04 Conf. Record/Finish: 10-4/tied-1st east
2003-04 Postseason: WNIT first round
Record vs. Virginia Tech: First Meeting

SID: Gina Bowman
WBB Contact: Matt McColleston
SID Office Phone: (870) 972-2541
E-Mail: mmccolleston@astate.edu
Address: P.O. Box 1000, State University, Ark.
72467
Fax: (870) 972-3367
Press Row: (870) 972-2541
Web Site: www.asuindians.com
Head Coach: Brian Boyer (Missouri Western '93)
Record at Arkansas State (years): 75-70 (5)
Career Record: same
Assistants: Jodi Davis, Rebecca Chilton Peoples,
Tany Ray

2004-05 ROSTER

No.	Name	Pos.	Ht.	Yr.	Hometown/Previous School
1	Kayla Ming	G	5-7	Fr.	Grayslake, Ill./Grayslake
3	Lauren Bechtold	G	5-4	Jr.	Hebron, Ind./Hebron
5	Abby Nielsen	F	6-1	Fr.	Maplewood, Minn./Tartan
10	Betsy Rietema	G	6-1	So.	Grand Rapids, Mich./Christian
11	Jamie Gutowski	C	5-7	Jr.	Crown Point, Ind./Andrean
13	Katie Boone	G	5-7	Sr.	Greenwood, Ind./Center Grove
15	Mayella Kuikhoven	F	6-1	Jr.	Almemo, Netherlands/St. Canistus
21	Jenna Stangler	F	6-2	Sr.	St. Michael, Minn./St. Michael-Albertville
23	Krystal Taylor	F	5-9	Jr.	Minneapolis, Minn./North
32	Sarah Ott	G	6-0	Fr.	Chippewa Falls, Wis./Chippewa Falls
33	Carrie Myers	G	5-11	So.	Stickleyville, Va./Lee
34	Meredith Baugher	F	6-0	Sr.	Berea, Ohio/Berea
35	Tamra Braun	C	6-4	So.	Savage, Minn./Prior Lake
43	Evva Comans	C	6-4	Fr.	Zonhoven, Belgium/Kindsheid Jesu Hasselt
50	Sarah Harper	C	6-3	Fr.	Mooresville, Ind./Mooresville

2003-04 RESULTS

Date	Opponent	Result
Nov. 15	at Oregon1	L 47-60
16	vs. Villanova1	L 50-68
21	at Notre Dame	L 57-74
24	Saint Francis (Ind.)	W 78-52
30	at Central Michigan	W 66-46
Dec. 3	Purdue	L 57-68
6	Butler2	W 74-67
10	at IPFW	W 86-60
14	Loyola (Ill.)	L 54-70
21	at DePaul	L 47-70
30	at Miami	L 71-83
Jan. 3	at Oakland	W 61-56
6	IUPUI	W 67-49
10	at Oral Roberts	L 66-67
12	at UMKC	L 54-70
17	Western Illinois	W 60-56
19	at IUPUI	W 75-52
24	Southern Utah	W 73-63
26	Centenary	W 66-49
31	Oakland	L 54-59
Feb. 2	at Western Illinois	L 59-62
7	at Centenary	W 76-38
9	at Chicago State	W 63-58
14	UMKC	W 50-48
16	Oral Roberts	W 65-47
28	at Southern Utah	L 52-66
1	IPFW	W 80-65
6	vs. IUPUI3	W 53-52
8	vs. UMKC3	W 66-54
9	vs. Oral Roberts3	W 64-63
21	vs. Kansas State4	L 63-71

1 - Women's Sports Foundation Classic in Eugene, Ore.
2 - Hoosier State Classic in Valparaiso, Ind.
3 - Mid-Continent Conference Tournament in Kansas City, Mo.
4 - NCAA Tournament in Minneapolis, Minn.

2004-05 SCHEDULE

Date	Opponent	Time
Nov. 7	Hoosier Lady Stars1	2:05 p.m.
19	vs. Virginia Tech2	6 p.m.
20	vs. Arkansas State2	6 p.m.
20	at Minnesota2	8 p.m.
28	Saint Xavier (Ill.)3	2:05 p.m.
30	Notre Dame	7:05 p.m.
4	vs. Butler4	11 a.m.
8	Central Michigan	7:05 p.m.
11	Miami (Ohio)	2:05 p.m.
18	at Loyola (Ill.)	3 p.m.
21	at Washington State	9 p.m.
29	vs. DePaul5	4 p.m.
30	vs. Richmond5	4 p.m.
30	at Dartmouth5	6 p.m.
Jan. 3	at Centenary	7 p.m.
5	at Oakland	6 p.m.
8	Oral Roberts	2:05 p.m.
15	at UMKC	2 p.m.
17	Chicago State	7:05 p.m.
22	at Western Illinois	1 p.m.
24	IUPUI	5:30 p.m.
29	at Southern Utah	6:15 p.m.
31	Oakland	7:05 p.m.
Feb. 5	Centenary	2:05 p.m.
10	at Chicago State	5 p.m.
12	Western Illinois	2:05 p.m.
14	at IUPUI	6 p.m.
19	Southern Utah	2:05 p.m.
26	at Oral Roberts	2:05 p.m.
28	UMKC	7:05 p.m.
Mar. 5-8	at Mid-Continent Tournament	TBA

All times listed are in central time zone
1 - Exhibition

2 - Subway Basketball Classic in Minneapolis, Minn.
3 - Valparaiso State Farm Classic in Gary, Ind.
4 - Hoosier State Classic in Terre Haute, Ind.
5 - Big Sky Classic in Hanover, N.H.

2004-05 ROSTER

No.	Name	Pos.	Ht.	Yr.	Hometown/Previous School
1	Katie Caraway	G	5-7	Jr.	Mount Pleasant, Ark./Mount Pleasant
3	Rudy Sims	G	5-7	So.	Memphis, Tenn./East
5	Kelsey Lock	G	6-0	Fr.	Republic, Mo./Republic
11	Amber Abraham	G	5-10	Sr.	Moorhead, Minn./Moorhead
15	Kelley Alford	G	5-8	Fr.	Baton Rouge, La./Christian Life Academy
21	Sherronda Watts	C/F	6-3	Fr.	Memphis, Tenn./White Station
25	Rodneikka Freeman	C	6-4	Sr.	Stone Mountain, Ga./Univ. of Kansas
30	Ronnie Maglaughlin	G	5-9	Jr.	Haysville, Kansas/Dodge City CC
31	Monique Williams	F	5-11	Fr.	Plumerville, Ark./Morrilton
33	Zaneta Lane	G	5-11	Sr.	Richton Park, Ill./New Mexico JC
34	Adrienne Davie	C	6-3	So.	Little Rock, Ark./Central Arkansas Christian
35	Rachel Brown	F/C	6-2	Fr.	Kennett, Mo./Kennett
40	Ali Carter	G	5-9	Jr.	Pocahontas, Ark./Pocahontas
42	Vanessa Schrock	F	5-11	Sr.	Cedar Rapids, Iowa/Kirkwood CC
50	Tabitha Christian	F	6-3	So.	Huntsville, Ark./Huntsville

2003-04 RESULTS

Date	Opponent	Result
Nov. 22	at Belmont	W 79-70
25	Cal Poly-San Luis Obispo	W 89-60
28	vs. UAB	W 84-77
29	at Long Island	W 65-64
Dec. 1	Murray State	W 84-79
3	at Hampton University	W 77-54
6	Alabama A&M	W 77-50
17	vs. Richmond	L 56-76
18	vs. Kent State	L 63-67
21	Stephen F. Austin	W 91-73
Jan. 3	East Carolina	L 52-62
6	Florida International	W 62-60
8	at Tulane	L 56-59
15	Middle Tennessee	W 69-62
17	WKU	W 81-74
22	at Denver	L 63-66
24	at North Texas	W 60-47
29	at Arkansas-Little Rock	WOT 86-79
Feb. 2	at Florida International	L 57-67
5	at New Orleans	W 67-61
9	South Alabama	W 57-54
12	Arkansas-Little Rock	W 69-33
15	Texas A&M-Corpus	W 81-68
19	at Middle Tennessee	L 47-70
21	at Western Kentucky	W 70-60
26	Louisiana-Lafayette	W 57-48
28	New Mexico State	L 61-67
Mar. 18	vs. New Mexico State	LOT 65-71
	Rice	L 52-59

2004-05 SCHEDULE

Date	Opponent	Time
Nov. 4	Harding (Exhibition)	7:05 p.m.
9	Ouachita Baptist (Exhib)	7:05 p.m.
19	at Minnesota1	8 p.m.
20	Consolation Game1	6 p.m.
20	Championship Game1	8 p.m.
26	UTEP	7:05 p.m.
28	at Louisiana Tech	2 p.m.
Dec. 2	at Alabama A&M	7 p.m.
5	TCU	2 p.m.
11	Arkansas-Pine Bluff	7:05 p.m.
18	vs. Texas Tech2	3:30 p.m.
19	Consolation Game2	1 p.m.
19	Championship Game2	3:30 p.m.
21	at Stephen F. Austin	7 p.m.
29	at UTEP	8:05 p.m.
Jan. 2	Long Island	2 p.m.
8	at Florida International	6 p.m.
13	at Western Kentucky	7 p.m.
15	at Middle Tennessee	2 p.m.
20	North Texas	7:05 p.m.
22	Denver	7:05 p.m.
26	at Texas A&M-Corpus Christi	7 p.m.
30	Arkansas-Little Rock	2 p.m.
Feb. 3	at South Alabama	5 p.m.
7	New Orleans	7:05 p.m.
10	at Arkansas-Little Rock	7 p.m.
12	Florida International	7:05 p.m.
17	Western Kentucky	7:05 p.m.
19	Middle Tennessee	7:05 p.m.
24	at New Mexico State	8:05 p.m.
26	at Louisiana-Lafayette	7 p.m.
Mar. 5	Sun Belt Conf. Tournament	TBA

All times listed are in central time zone
1 - Subway Basketball Classic in Minneapolis, Minn.
2 - Duel in the Desert Tournament in Las Vegas, Nev.



MINNESOTA

November 20, 2004
7 or 9 p.m.
Williams Arena
Minneapolis, Minn.
Subway Basketball
Classic



Pam Borton
Head Coach



Janel McCarville



GOLDEN GOPHERS' QUICK FACTS

Location: Minneapolis, Minn.
Founded: 1851
Enrollment: 48,677 (28,103 undergraduate)
Conference: Big Ten
Nickname: Golden Gophers
Colors: Maroon and Gold
Arena: Williams Arena (14,625)
President: Robert Brunkins
Athletics Director: Joel Maturi
2003-04 Record: 25-9
2003-04 Conf. Record/Finish: 9-7/6th
2003-04 Postseason: NCAA Final Four
Final Ranking No. 4 — ESPN/USA Today,
No. 24 — Associated Press
Record vs. Virginia Tech: First Meeting

SID: Becky Bohm
WBB Contact: Becky Bohm
SID Office Phone: (612) 624-1023
E-Mail: bohmx002@umn.edu
Address: 516 15th Ave. SE, 244 Bierman Field
Athletic Building, Minneapolis, MN 55455
Fax: (612) 625-0359
Press Row: (612) 626-1308
Web Site: www.gophersports.com
Head Coach: Pam Borton (Defiance '87)
Record at Minnesota (years): 50-15 (2)
Career Record: 119-61
Associate: Barb Smith (Ohio State '86)
Assistants: David Stromme (St. Olaf '83), Danielle O'Banion (Boston College '01)

2004-05 ROSTER

No.	Name	Pos.	Ht.	Yr.	Hometown/Previous School
1	Brittney Davis	G	5-7	Fr.	Portland, Ore./Jefferson
3	Kelly Roysland	G	5-9	So.	Fosston, Minn./Fosston
4	Janel McCarville	C	6-2	Sr.	Stevens Point, Wis./Stevens Point Area
5	April Calhoun	G	5-8	Jr.	New Hope, Minn./Armstrong (Iowa)
11	Shannon Schonrock	G	5-6	Jr.	Winnebago, Minn./Blue Earth Area
20	Natasha Williams	F	6-3	Fr.	Skokie, Ill./Niles North
22	Shannon Bolden	G/F	5-11	Jr.	Marshall, Minn./Marshall
31	Hannah Garry	G	5-5	Jr.	Rochester, Minn./Stewartville
32	Katie Aldurf	G	6-0	Jr.	Forest Lake, Minn./Forest Lake (Marquette)
33	Jamie Broback	G/F	6-3	So.	Apple Valley, Minn./Eastview
34	Lauren Lacey	F/C	6-3	Fr.	Olympia Fields, Ill./Marian Catholic
45	Leslie Knight	F	6-0	Fr.	Minnetonka, Minn./Hopkins
50	Christina Collison	C	6-2	Jr.	Eden Prairie, Minn./Eden Prairie
55	Liz Podominick	F/C	6-2	So.	Lakeville, Minn./Lakeville

2003-04 RESULTS

Date	Opponent	W/L	Result
Nov. 22	at Southern1	W	93-41
23	at Colorado1	W	95-61
15	at Drake	W	73-50
28	vs. Texas A&M2	W	88-72
28	vs. Southern Calif.2	W	84-61
4	Creighton	W	82-71
7	at UMKC	W	79-53
21	Wis.-Green Bay	W	75-55
28	vs. Georgia State3	W	81-52
29	at Virginia3	W	73-53
1	Michigan	W	64-44
3	South Carolina	W	63-53
8	at Northwestern	W	72-40
11	Iowa	W	75-61
15	Illinois	W	74-59
18	at Purdue	L	56-65
22	at Penn State	L	56-75
25	Michigan State	L	69-72
29	Indiana	W	78-46
1	at Wisconsin	W	59-48
8	Penn State	W	74-56
12	at Ohio State	L	57-75
15	at Illinois	W	63-54
19	at Iowa	L	61-81
22	Northwestern	W	75-46
26	Ohio State	L	62-76
29	at Michigan	L	47-57
Mar. 4	vs. Northwestern4	L	68-47
5	vs. Ohio State4	L	50-58
21	UCLA5	W	92-81
23	Kansas State5	W	80-61
28	vs. Boston College6	W	76-63
30	vs. Duke6	W	82-75
April 4	vs. Connecticut7	L	58-67

1 - Subway Classic in Minneapolis, Minn.
2 - Junkanoo Jam in Freeport, Bahamas
3 - Virginia Cavalier Classic in Charlottesville, Va.
4 - Big Ten Tournament in Indianapolis, Ind.
5 - NCAA Tournament in Minneapolis, Minn.
6 - NCAA Midwest Region in Norfolk, Va.
7 - NCAA Final Four in New Orleans, La.

2004-05 SCHEDULE

Date	Opponent	Time
Nov. 3	Wisconsin AAU1	7 p.m.
Nov. 7	North Dakota2	2 p.m.
14	vs. UNLV3	3 p.m.
15	at Washington3	9 p.m.
19	Arkansas State 4	8 p.m.
20	TBA4	8 p.m.
28	at Creighton	7 p.m.
Dec. 2	Detroit-Mercy	7 p.m.
5	Kansas	2 p.m.
8	at Wis.-Green Bay	7 p.m.
11	at Santa Clara	4 p.m.
14	LSU	6 p.m.
23	Drake	6 p.m.
30	Northwestern	7 p.m.
Jan. 2	Indiana	2 p.m.
6	at Wisconsin	7 p.m.
9	New Mexico	2 p.m.
13	at Purdue	7 p.m.
16	at Michigan State	12 p.m.
20	Michigan	7 p.m.
23	Illinois	2 p.m.
30	at Penn State	12 p.m.
Feb. 3	Iowa	7 p.m.
6	at Michigan	1 p.m.
10	Michigan State	7 p.m.
13	Purdue	2 p.m.
17	at Ohio State	7 p.m.
20	Wisconsin	2 p.m.
24	at Indiana	6 p.m.
27	at Northwestern	2 p.m.
Mar. 3-7	at Big Ten Tournament	TBA

All times listed are in central time zone
1 - Exhibition
2 - Exhibition
3 - WBCA Classic in Seattle, Wash.
4 - Subway Basketball Classic in Minneapolis, Minn.

JAMES MADISON

November 23, 2004
7 p.m.
JMU Convocation
Center
Harrisonburg, Va.



Kenny Brooks
Head Coach



Meredith Alexis

DUKES' QUICK FACTS

Location: Harrisonburg, Va.
Founded: 1908
Enrollment: 16,000
Conference: Colonial Athletic Association
Nickname: Dukes
Colors: Purple & Gold
Arena: JMU Convocation Center (7,156)
President: Dr. Linwood H. Rose
Athletics Director: Jeff Bourne
2003-04 Record: 13-18
2003-04 Conf. Record/Finish: 7-11/t-7th
2003-04 Postseason: None
Record vs. Virginia Tech: 12-19

SID: Gary Michael
WBB Contact: Milla Sue Wisecarver
SID Office Phone: (540) 568-6154
E-Mail: wisecams@jmu.edu
Address: Godwin Hall, Room 220
Harrisonburg, VA 22807
Fax: (540) 568-3703
Press Row: (540) 568-6710
Web Site: www.jmusports.com
Head Coach: Kenny Brooks (James Madison '92)
Record at JMU (years): 29-38 (2)
Career Record: Same
Assistants: Krista Kilburn-Stevesky (N.C. State '90), Nikki Smith (Michigan State '01), Nadine Morgan (James Madison '03)

2004-05 ROSTER

No.	Name	Pos.	Ht.	Yr.	Hometown/Previous School
3	Shameena Felix	G	5-4	So.	Brooklyn, N.Y./Murry Bergtraum
4	Andrea Benvenuto	G	5-7	So.	Ancaster, Ontario/St. Mary's
10	Karolina Sokalska	F	6-1	Jr.	Lodz, Poland/Weatherford C.C.
11	Tamera Young	G/F	6-1	Fr.	Wilmingon, Va./Laney
12	Nina Ugdash	F	6-1	Fr.	Lanham, Md./Riverdale Baptist
21	Jasmin Lawrence	G	5-8	Fr.	Queens, N.Y./Frances Lewis
22	Mary Beth Culbertson	G	5-11	Sr.	Havertown, Pa./Archbishop Carroll
24	Lesley Dickinson	G	5-10	So.	Queens Village, N.Y./Christ the King
34	Shirley McCall	G/F	5-9	So.	Collinsville, Va./Bassett
40	Meredith Alexis	F/C	6-3	So.	Hanover Township, Pa./Bishop Hoban
43	Krystal Brooks	C	6-3	Sr.	Brownsville, Pa./Brownsville
53	April Gratton	F	6-0	Fr.	Bethel Park, Pa./Bethel Park

2003-04 RESULTS

Date	Opponent	W/L	Result
Nov. 23	Jacksonville State	W	68-64
27	vs. Georgia Tech1	L	53-60
28	vs. S.W. Missouri St.1	L	64-82
29	vs. West Virginia1	L	63-89
Dec. 5	vs. Winthrop2	W	80-49
6	vs. Cornell2	L	55-66
18	at Tulane	L	64-66
21	Virginia Tech	L	53-60
30	Duquesne	W	73-58
Jan. 4	at Drexel	L	59-61
6	Charlotte	W	71-64
9	Old Dominion	L	73-75
11	at Towson	W	72-61
15	George Mason	W	64-53
18	at William & Mary	L	68-71
19	at Norfolk State	W	53-51
22	at UNC Wilmington	L	51-61
25	Hofstra	L	37-48
29	Va. Commonwealth	L	67-76
Feb. 1	Delaware	W	84-57
5	UNC Wilmington	L	54-58
8	at Va. Commonwealth	L	67-77
12	at Delaware	W	62-61
15	Drexel	W	60-56
20	at George Mason	L	69-85
22	William & Mary	W	71-58
26	at Old Dominion	L	58-80
29	at Hofstra	L	57-76
Mar. 4	Towson	W	75-65
10	vs. Towson	W	63-61
11	vs. George Mason	L	67-84

1 - Paradise Jam in St. Thomas, Virgin Islands
2 - Cornell Classic in Ithaca, N.Y.

2004-05 SCHEDULE

Date	Opponent	Time
Nov. 10	Exhibition	7 p.m.
23	Virginia Tech	7 p.m.
26	vs. Morehead State1	TBA
27	TBA1	TBA
30	Coppin State	7 p.m.
Dec. 3	at William & Mary	7 p.m.
16	at Charleston Southern	7 p.m.
21	Norfolk State	7 p.m.
28	vs. American2	4:30 p.m.
29	TBA2	TBA
Jan. 4	Cornell	7 p.m.
6	Old Dominion	7 p.m.
9	at VCU	2 p.m.
14	at George Mason	7 p.m.
16	Drexel	2 p.m.
20	at Hofstra	7 p.m.
23	UNC Wilmington	2 p.m.
27	Towson	7 p.m.
30	at Delaware	1 p.m.
Feb. 3	at Drexel	7 p.m.
6	George Mason	2 p.m.
11	Hofstra	7 p.m.
13	William & Mary	2 p.m.
17	at UNC Wilmington	7 p.m.
20	Va. Commonwealth	7 p.m.
24	at Towson	7 p.m.
27	at Old Dominion	2 p.m.
Mar. 3	Delaware	7 p.m.
9-12	CAA Tournament	TBA

1 - Florida Atlantic Tournament in Boca Raton Fl.
2 - Cavalier Classic in Charlottesville, Va.



OLD DOMINION

November 27, 2004

2 p.m.

Ted Constant Center
Norfolk, Va.



Wendy Larry
Head Coach



Shareese Grant



LADY MONARCHS' QUICK FACTS

Location: Norfolk, Va.
Founded: 1930
Enrollment: 19,500
Conference: Colonial Athletic Association
Nickname: Lady Monarchs
Colors: Slate Blue, Sky Blue & Silver
Arena: Ted Constant Center (8,600)
President: Dr. Roseann Runte
Athletics Director: Dr. Jim Jarrett
2003-04 Record: 25-7
2003-04 Conf. Record/Finish: 17-1/1st
2003-04 Postseason: NCAA first round
Record vs. Virginia Tech: 18-5

SID: Carol Hudson
WBB Contact: Kim Zivkovich
SID Office Phone: (757) 683-5520
E-Mail: kzivkovi@odu.edu
Address: Athletic Admin. Bldg. Rm. 124
Norfolk, VA 23529
Fax: (757) 683-3119
Press Row: (757) 683-5596
Web Site: www.odusports.com
Head Coach: Wendy Larry (Old Dominion '77)
Record at ODU (years): 404-133 (17)
Career Record: 453-164
Assistants: Susan Montgomery (Valdosta State '83), Nikita Lowry (Ohio State '89), Julie McGee Schweiter (Bucknell '93)

2004-05 ROSTER

No.	Name	Pos.	Ht.	Yr.	Hometown/Previous School
00	Corrina Turner	C	6-6	So.	Miami, Fla./Monsignor Edward Pace
1	Tamara Ransburg *	C/F	6-4	Jr.	Kansas City, Mo./Coastal Christian (Va.)/Kansas
2	Paula Muxiri	F	6-1	Jr.	Luanda, Angola/University Lusida
3	Lawona Davis	F/G	5-11	Jr.	Port St. Lucie, Fla./Centennial
11	Shahida Williams	F	5-11	Fr.	Newark, N.J./Malcolm X Shabazz
12	Jen Nuzzo	G	5-8	Fr.	Newport News, Va./Woodside
14	Tish Lyons	F	5-10	So.	Newport News, Va./Woodside
15	Shantel Wilson	G	5-9	So.	Washington D.C./H.D. Woodson
23	TJ Jordan	G	5-8	Fr.	Portsmouth, Va./Wilson
24	Shareese Grant	G	5-8	Sr.	Virginia Beach, Va./Princess Anne
34	Sherida Triggs	F	6-1	So.	Atlanta, Ga./Meadowcreek
44	Megan Pym	C/F	6-4	Fr.	Newfield, N.Y./Newfield
45	Tiffany Green	F	6-2	Fr.	Chesapeake, Va./Indian River
55	Angela Brown	C	6-5	So.	Albany, Ky./Clinton County

*Will sit out the 2004-05 season due to NCAA transfer regulations

2003-04 RESULTS

Date	Opponent	W/L	Result
Nov. 14	Colorado1	L	67-84
15	Auburn/Notre Dame1	L	49-84
21	at William & Mary	W	75-58
25	Penn State	W	75-68
30	Charlotte	W	75-61
Dec. 3	at Virginia Tech	L	72-79
7	North Carolina	W	73-68
15	Florida International	W	77-66
18	Georgia Tech	W	67-56
28	at Rutgers	L	45-69
Jan. 4	at Tennessee	L	42-66
9	at James Madison	W	75-73
11	at Delaware	W	67-56
15	Towson	W	87-34
18	at Hofstra	L	72-74
22	at Va. Commonwealth	W	80-64
25	George Mason	W	77-54
29	UNC Wilmington	W	67-55
Feb. 1	Drexel	W	81-51
5	at Towson	W	68-64
8	at Drexel	W	76-69
12	Hofstra	W	105-62
15	at UNC Wilmington	W	68-59
20	Delaware	W	70-57
22	Va. Commonwealth	W	95-72
26	James Madison	W	80-58
29	at George Mason	W	81-64
Mar. 4	William & Mary	W	79-45
11	William & Mary2	W	82-56
12	Delaware2	W	73-62
13	George Mason2	W	85-81
21	vs. Marquette3	L	64-67

1 - WBCA Preseason Classic in Boulder, Colo.
2 - CAA Tournament in Norfolk, Va.
3 - NCAATournament in Durham, N.C.

2004-05 SCHEDULE

Date	Opponent	Time
Oct. 30	Blue/White Exhibition	2 p.m.
Nov. 3	Basketball Travelers	7 p.m.
14	Team Concept	2 p.m.
23	at Georgia Tech	6 p.m.
27	Virginia Tech	2 p.m.
30	East Tennessee State	7 p.m.
Dec. 5	Rutgers	2 p.m.
10	at Virginia	7 p.m.
19	at Penn State	2 p.m.
22	Harvard	12 p.m.
30	at UNC	2 p.m.
Jan. 2	Tennessee	2 p.m.
6	at James Madison	7 p.m.
9	Delaware	2 p.m.
14	VCU	7 p.m.
16	Hofstra	2 p.m.
20	William & Mary	7 p.m.
23	at Towson	2 p.m.
17	George Mason	7 p.m.
30	at UNC Wilmington	2 p.m.
Feb. 3	at VCU	7 p.m.
6	Towson	2 p.m.
11	at Delaware	7 p.m.
13	at GMU	2 p.m.
17	Drexel	7 p.m.
20	at William and Mary	2 p.m.
24	UNC Wilmington	7 p.m.
27	JMU	2 p.m.
Mar. 3	at Hofstra	7 p.m.
6	at Drexel	1 p.m.
10-12	CAA Tournament	TBA

ALABAMA

December 4, 2004

2 p.m.

Cassell Coliseum
Blacksburg, Va.



Rick Moody
Head Coach



Monique Bivins



CRIMSON TIDE'S QUICK FACTS

Location: Tuscaloosa, Ala.
Founded: 1831
Enrollment: 20,000
Conference: Southeastern
Nickname: Crimson Tide
Colors: Crimson & White
Arena: Coleman Coliseum (15,341)
President: Dr. Robert Witt
Athletics Director: Mal Moore
2003-04 Record: 12-16
2003-04 Conf. Record/Finish: 4-10/10th
2003-04 Postseason: None
Record vs. Virginia Tech: 0-1

SID: Larry White
WBB Contact: Brian Morgan
SID Office Phone: (205) 348-7496
E-Mail: bmorgan@ia.ua.edu
Address: P.O. Box 870391
323 Paul Bryant Drive, Room 170
Tuscaloosa, AL 35487
Fax: (205) 348-8841 or 8840
Press Row: (205) 348-6084
Web Site: www.rolltide.com
Head Coach: Rick Moody (Troy State '76)
Record at Alabama (years): 297-161 (15)
Career Record: Same
Assistants: Brittney Ezell (Alabama '98), Ron Aldy (Mississippi '69), Quentin Hillsman (St. Mary's (Md.) '93)

2004-05 ROSTER

No.	Name	Pos.	Ht.	Yr.	Hometown/Previous School
00	Chanel Johnson	F	6-3	Fr.	Tulsa, Okla./Edison
1	Crystal Bellinger	G	5-10	Fr.	New York, N.Y./ Patterson School
2	Marverly Nettles	G	5-10	So.	Birmingham, Ala./Erwin (Chicago State)
4	Mamie Rutherford	G	6-1	Fr.	Hatton, Ala./ Hatton
5	Krystle Johnson	C	6-4	Jr.	Hoover, Ala./Hoover HS (UCLA)
10	Leah Drury	G	5-8	So.	Greensboro, Ala./ Southern Academy
11	Lateefah Joye	G	5-11	Fr.	New York, N.Y./ Patterson School
21	Kate Mastin	G	5-9	So.	Boaz, Ala./ Boaz
24	Monique Bivins	G	5-9	Sr.	Alabaster, Ala./ Thompson
25	Katie Sipe	G	5-10	Sr.	Hillsboro, Tenn./ Coffee County
32	Natasha Gamble	F	6-0	Sr.	Jackson, Ala./ Jackson
33	Lauren Hill	F	6-0	So.	New Orleans, La./ De La Salle
34	Navonda Moore	G/F	5-10	So.	Jackson, Miss./ Murrah
52	Dee Merriweather	C	6-4	Jr.	Hanceville, Ala./ Hanceville

2003-04 RESULTS

Date	Opponent	W/L	Result
Nov. 24	at Michigan	W	76-74
28	vs. Boston College1	L	56-77
29	vs. Long Beach St.1	W	84-66
Dec. 2	Jacksonville State	W	81-52
5	UT-San Antonio	W	76-63
7	Virginia Tech	L	51-68
15	Tennessee Tech	W	83-61
18	vs. Bethune-Cookman2	W	77-44
19	at Central Florida2	W	63-41
21	at Florida International	L	55-61
29	at Santa Clara	W	77-65
Jan. 3	Houston	L	70-76
8	at Middle Tennessee	L	61-65
11	South Carolina	W	74-71
15	Mississippi	W	61-68
18	at Tennessee	L	51-72
22	at Auburn	L	61-70
15	Arkansas	W	68-65
22	at Florida	L	69-76
Feb. 1	at Georgia	L	68-71
5	LSU	L	68-103
8	Vanderbilt	W	81-68
12	at South Carolina	L	51-77
15	Arkansas	W	68-65
22	at Kentucky	L	59-62
26	Auburn	L	40-72
29	at Mississippi State	L	78-81
Mar. 4	Ole Miss.3	L	56-63

1 - Coors Rocky Mountain Invitational in Fort Collins, Colo.
2 - Central Florida Classic in Orlando, Fla.
3 - SEC Tournament in Nashville, Tenn.

2004-05 SCHEDULE

Date	Opponent	Time
Nov. 10	Premier Players	7 p.m.
19	Michigan	12 p.m.
22	Middle Tennessee State	7 p.m.
26	vs. Columbia	1 p.m.
27	vs. Washington	1 p.m.
27	vs. Wis.-Milwaukee	3 p.m.
Dec. 4	at Virginia Tech	2 p.m.
7	UAB	7 p.m.
11	at Tennessee Tech	7 p.m.
18	vs. Kansas State	2:30 p.m.
21	Alabama A&M	7:00 p.m.
29	vs. Delaware	5 p.m.
30	vs. Lehigh	5 p.m.
Jan. 3	Florida International	7 p.m.
5	South Dakota State	7 p.m.
9	Kentucky	2 p.m.
13	at Mississippi State	7 p.m.
16	at LSU	7 p.m.
20	South Carolina	2 p.m.
23	at Auburn	7 p.m.
30	Mississippi State	2 p.m.
Feb. 3	Georgia	7 p.m.
6	Florida	2 p.m.
10	at Arkansas	7 p.m.
13	at Ole Miss	2 p.m.
17	Auburn	7 p.m.
20	at South Carolina	2 p.m.
24	at Vanderbilt	7 p.m.
27	Tennessee	1 p.m.
Mar. 3-6	SEC Tournament	TBA



LIBERTY

December 7, 2004

6 p.m.

Vines Center,
Lynchburg, Va.



Carey Green
Head Coach



Katie Freenstra



LADY FLAMES' QUICK FACTS

Location: Lynchburg, Va.
Founded: 1971
Enrollment: 8,500
Conference: Big South
Nickname: Lady Flames
Colors: Red, White and Blue
Arena: Vines Center (9,000)
Executive Vice President/COO: Brgi. General Dave Young
Athletics Director: Kim Graham
2003-04 Record: 25-7
2003-04 Conf. Record/Finish: 14-0, 1st
2003-04 Postseason: NCAA first round
Record vs. Virginia Tech: 0-10

SID: Todd Wetmore
WBB Contact: Joe Padron
SID Office Phone: (434) 582-2292
E-Mail: rjpadron@liberty.edu
Address: 1971 University Blvd.
Lynchburg, VA 24502
Fax: (434) 582-2076
Press Row: (434) 582-7451
Web Site: www.LibertyFlames.com
Head Coach: Carey Green (Coastal Carolina '79)
Record at Liberty (years): 115-39 (5)
Career Record: Same
Assistants: Chris Carroll (Georgia '91), Kelley Deyo (Notre Dame '01), Heather Stevens (Wyoming '03)

2004-05 ROSTER

No.	Name	Pos.	Ht.	Yr.	Hometown/Previous School
4	Courtney Watkins	G	5-9	Fr.	Bristol, Tenn./Tennessee HS
10	Allison Fasnacht	G	5-8	Fr.	Salem, Va./Glenvar HS
21	Liesje Jones	G/F	5-10	So.	Raleigh, N.C./Raleigh Christian HS
12	Michelle Parker	G	5-8	So.	Miami, Fla./Northwest Christian HS
15	Karolina Piotrkiewicz	F	6-3	Jr.	Calais, France/Xavier University
21	Jamie Feagin	F	5-11	So.	Lockport, N.Y./Wilson HS
22	Stephanie Walker	G	5-8	Sr.	Richmond, Va./Varina HS
23	Egle Smigelskaite	F	6-3	Fr.	Klaipeda, Lithuania/Simon Dach Secondary
25	Daina Staugaitiene	G	5-10	Sr.	Alytus, Lithuania/Alytus Secondary
30	Rima Margeviciute	F	6-2	Jr.	Klaipeda, Lithuania/Ozas Secondary
35	Kristal Tharp	G/F	5-10	Sr.	Chillicothe, Ohio/Zane Trace HS
44	Katie Feenstra	C	6-8	Sr.	Grand Rapids, Mich./Grand Rapids Baptist HS
45	Roli Ann Nikagabaste	G/F	5-11	Fr.	Berlin, Germany/Patterson HS

2003-04 RESULTS

Date	Opponent	W/L	Result
Nov. 14	at Cincinnati ¹	L	62-73
25	Va. Commonwealth	W	62-43
29	vs. Harvard ²	LOT	73-75
30	vs. Wis. Mil. ²	L	56-65
Dec. 4	South Carolina State	W	75-52
6	vs. Boston College ³	LOT	70-74
7	vs. New Hampshire/Brown	W	87-64
10	at Norfolk State	W	76-54
14	at Richmond	L	68-82
29	vs. Loyola ⁴	W	70-62
30	vs. Cornell ⁴	W	65-63
2	at Virginia Tech	L	45-52
6	at American	WOT	76-72
8	Western Kentucky	W	77-71
13	at Radford	W	63-45
17	at Coastal Carolina	W	69-58
19	at Charleston Southern	W	82-44
24	Birmingham-Southern	W	62-42
27	at UNC Asheville	W	65-46
31	Winthrop	W	79-47
Feb. 7	High Point	W	63-50
14	Coastal Carolina	W	75-58
16	Charleston Southern	W	70-42
21	at Birmingham Southern	W	59-39
24	UNC Asheville	W	67-50
28	at High Point	W	70-64
Mar. 3	at Winthrop	W	79-44
6	Radford	W	62-42
9	vs. Winthrop ⁴	W	81-47
11	vs. Radford ⁴	W	82-59
13	vs. Birmingham Southern ⁴	W	54-41
20	vs. Georgia ⁵	L	53-78

1 - Preseason NIT
2 - Seminole Classic in Tallahassee, Fla.
3 - Brown Classic in Providence, R.I.
4 - Big South Conference Tournament
5 - NCAA first round

2004-05 SCHEDULE

Date	Opponent	Time
Nov. 19	Virginia Union	7 p.m.
23	Richmond	7 p.m.
30	at Virginia	7 p.m.
Dec. 3	vs. Tennessee State ¹	TBA
4	vs. Kansas State	TBA
4	vs. New Hampshire ¹	TBA
7	Virginia Tech	6 p.m.
12	at Duke	1:30 p.m.
18	Norfolk State	2 p.m.
28	at William & Mary	7 p.m.
31	at American	1 p.m.
Jan. 4	at Loyola (Md.)	7 p.m.
9	at Ohio State	2 p.m.
15	Coastal Carolina	7 p.m.
17	Charleston Southern	7 p.m.
20	Longwood	7 p.m.
22	at UNC Asheville	2 p.m.
24	Birmingham Southern	6 p.m.
29	Radford	7 p.m.
Feb. 5	at High Point	7 p.m.
9	at Winthrop	7 p.m.
12	UNC Asheville	1 p.m.
14	at Birmingham-Southern	7 p.m.
19	at Charleston Southern	TBA
21	at Coastal Carolina	5 p.m.
26	High Point	2 p.m.
28	Winthrop	7 p.m.
Mar. 5	at Radford	7 p.m.
8-12	Big South Championship	TBA

1 - Commerce Bank Wildcat Classic in Manhattan Kan.

ST. FRANCIS

December 12, 2004

2 p.m.

Cassell Coliseum,
Blacksburg, Va.



Jill Poe
Head Coach



Beth Swink



RED FLASH QUICK FACTS

Location: Loretto, Pa.
Founded: 1847
Enrollment: 2,000
Conference: Northeast
Nickname: Red Flash
Colors: Red and White
Arena: DeGol Arena in the Maurice Stokes Athletics Center (3,500)
President: Rev. Gabriel Zeis, T.O.R.
Athletics Director: Jeff Eisen
2003-04 Record: 25-6
2003-04 Conf. Record/Finish: 18-0/1st
2003-04 Postseason: NCAA first round
Record vs. Virginia Tech: First Meeting

SID: Pat Farabaugh
WBB Contact: Jesse Hooker
SID Office Phone: (814) 472-3916
E-Mail: jhooker@francis.edu
Address: Room 145; Stokes Center, Loretto, PA 15940
Fax: (814) 472-3196
Press Row: (814) 472-3145
Web Site: www.francis.edu
Head Coach: Jill Poe (West Virginia '89)
Record at St. Francis-Pa. (years): 25-6 (2)
Career Record: Same
Assistants: Eric Fundalewicz (Northern Arizona '99), Jay Banaszak (St. Vincent '96), Karen Hewitt (St. Francis '04)

2004-05 ROSTER

No.	Name	Pos.	Ht.	Yr.	Hometown/Previous School
5	Nicole Hudson	G	5-8	So.	Redmond, Ore./Redmond
10	Sarah Bolten	G	5-11	Sr.	Batavia, Ohio/Glen Este
11	Nikki Shrift	G	5-8	Sr.	Ebensburg, Pa./Bishop Carroll
12	Amber Hein	G	5-9	Jr.	Hutchinson, Kansas/Buhler
15	Ashley Eneyart	G	5-8	Sr.	Bethel Park, Pa./Bethel Park
23	Lauren Gompers	G	5-9	Jr.	Wheeling, W.Va./Wheeling Park
24	April Jackson	G	5-7	Jr.	Mobile, Al./John L. LeFlore
32	Christin Black	F	5-11	Sr.	Fairmont, W.Va./Fairmont
33	Ruth Jimmerson	G	5-10	Jr.	Sulphur Springs, Texas/Sulphur Springs
34	Emily Bollinger	F	6-1	Fr.	Westminster, Md./Westminster
40	Regina Schlichter	F	6-1	Sr.	Benton, Pa./Benton
42	Tracey Jackson	G	5-10	Jr.	East Chicago, Ill./East Chicago Central
44	Laura O'Bryan	C	6-3	Jr.	Austin, Texas/Cedar Park
52	Beth Swink	C	6-2	Sr.	Connellsville, Pa./Connellsville

2003-04 RESULTS

Date	Opponent	W/L	Result
Nov. 21	at North Carolina	L	44-80
23	at UNC-Greensboro	W	80-55
25	Cornell	W	86-47
30	at Saint Bonaventure	W	84-77
Dec. 13	at Robert Morris	W	82-55
15	Canisius	L	79-84
20	at Howard	W	98-73
22	at Georgetown	L	63-71
31	at Xavier	L	64-70
Jan. 3	Niagara	L	73-86
8	Long Island	W	69-45
10	Saint Francis (N.Y.)	W	104-59
15	at Fairleigh Dickinson	W	69-50
17	at Monmouth	W	58-45
24	Mount Saint Mary's	W	86-77
26	Robert Morris	W	76-60
29	at Saint Francis (N.Y.)	W	73-51
31	at Long Island	W	63-36
Feb. 7	Sacred Heart	W	87-55
9	Wagner	W	79-52
14	at Quinnipiac	W	57-55
16	at Central Connecticut	W	71-56
21	at Mount Saint Mary's	W	89-66
23	Fairleigh Dickinson	W	81-60
26	at Wagner	W	64-61
28	Quinnipiac	W	96-89
Mar. 1	Central Conn.	W	64-60
5	vs. Mount St. Mary's ¹	W	61-44
7	vs. Quinnipiac ¹	W	69-62
13	Monmouth ²	W	70-55
21	vs. Purdue ³	L	59-78

1 - Northeast Conference Tournament in Staten Island, NY at Wagner College.
2 - Northeast Conference Championship in Loretto
3 - NCAA first round

2004-05 SCHEDULE

Date	Opponent	Time
Nov. 11	ObGM Legends (Exhib.)	7 p.m.
19	at Vanderbilt	6 p.m.
23	Howard	7 p.m.
26	Bucknell	7 p.m.
Dec. 4	Central Connecticut	TBA
7	at West Virginia	TBA
12	at Virginia Tech	2 p.m.
18	Bowling Green	4 p.m.
21	at Virginia	7 p.m.
30	at Toledo	7 p.m.
Jan. 2	at Kentucky	2 p.m.
6	at Long Island	7 p.m.
8	at Fairleigh Dickinson	2 p.m.
11	Quinnipiac	7 p.m.
13	at Saint Francis (N.Y.)	7 p.m.
15	at Wagner	TBA
18	Robert Morris	7 p.m.
22	Wagner	TBA
24	Sacred Heart	7 p.m.
Feb. 2	Mount Saint Mary's	7 p.m.
5	at Quinnipiac	TBA
7	at Central Connecticut	7 p.m.
12	Fairleigh Dickinson	TBA
14	Monmouth	7 p.m.
17	at Sacred Heart	7 p.m.
21	at Robert Morris	7 p.m.
24	at Mount Saint Mary's	7 p.m.
28	Long Island	7 p.m.



WESTERN MICHIGAN

December 18, 2004

Noon

Cox Pavilion

Las Vegas, Nev.

Duel In The Desert



Ron Stewart
Head Coach



Casey Rost



BRONCOS' QUICK FACTS

Location: Kalamazoo, Mich.
Founded: 1903
Enrollment: 29,732
Conference: Mid-American (West Division)
Nickname: Broncos
Colors: Brown and Gold
Arena: University Arena (5,649)
President: Dr. Judith L. Bailey
Athletics Director: Kathy Beauregard
2003-04 Record: 19-13
2003-04 Conf. Record/Finish: 11-5/3rd West
2003-04 Postseason: WNIT quarterfinals
Record vs. Virginia Tech: First Meeting

SID: Daniel Jankowski
WBB Contact: Paula Haughn
SID Office Phone: (269) 387-4123
E-Mail: Paula.Haughn@wmich.edu
Address: Read Fieldhouse, 1903 Western Michigan Ave., Kalamazoo, MI 49008-3872
Fax: (269) 387-4139
Press Row: (269) 387-3064
Web Site: www.wmubroncos.com
Head Coach: Ron Stewart (Indiana '71)
Record at Western Michigan (years): 108-100 (7)
Career Record: same
Assistants: Torriea Bradford, Ryan Bragdon, Mary Randall

2004-05 ROSTER

No.	Name	Pos.	Ht.	Yr.	Hometown/Previous School
3	Candace Jones	P	6-2	Fr.	Ft. Wayne, Ind./Snider
4	Jen Doyle	G	5-5	Jr.	Naperville Ill./Central
5	Kate Ver seput	F	6-1	Jr.	Mason, Mich./Mason
12	Maria Jilian	G	5-9	Sr.	Dearborn, Mich./Divine Child
15	Brittany Tyson	G	5-6	So.	Ypsilanti, Mich./Huron
23	Andrea Thelen	G	5-10	Jr.	Westphalia, Mich./Pewamo-Westphalia
30	Nicole Watkins	G	5-10	So.	Cheshire, Ohio/RiverValley
31	Kim Driggett	G	5-9	Sr.	Burton, Mich./Atherton
32	Casey Rost	G	5-9	Sr.	St. Johns, Mich./St. Johns
33	Carrie Moore	G	5-9	So.	Lathrup Village, Mich./Detroit County Day
34	Chandra Smith	G	5-8	Fr.	Plainfield, Ill./Benet Academy
40	Kelly Koerber	F/C	6-2	Sr.	Burton, Mich./Powers Catholic
41	Michelle LaHam	P	6-1	Fr.	Naperville, Ill./North
43	Marlena Jackson	F	6-1	So.	Saginaw, Mich./Flint Central
44	Amanda Parker	F	6-0	Fr.	Muskegon, Mich./Mona Shores
53	Ashley Owens	F	6-2	So.	Maywood, Ill./Trinity

2003-04 RESULTS

Date	Opponent	W/L	Result
Nov. 21	at Michigan	W	53-66
23	at Connecticut	L	46-95
26	UMKC	W	117-90
30	at Illinois State	W	79-57
Dec. 5	at Arizona State	L	66-75
6	vs. Montana State	W	84-62
17	at North Carolina	L	52-81
19	Utah State	W	116-65
22	at Detroit	WOT	65-62
30	Purdue	L	73-85
Jan. 2	at Montana	L	51-67
7	Northern Illinois	W	80-73
10	University of Buffalo	W	78-53
14	at Marshall	W	96-72
17	at Eastern Michigan	W	66-61
21	Kent State	W	76-67
24	at Akron	W	76-61
28	at Central Michigan	W	72-59
31	Eastern Michigan	L	74-85
Feb. 3	at Northern Illinois	W	79-69
7	at Bowling Green	L	67-69
11	Ball State	W	87-71
15	at Miami	L	65-68
18	at Toledo	L	59-70
21	Ohio University	L	72-74
24	Central Michigan	W	67-55
28	Toledo	W	62-61
Mar. 6	Akron	W	89-67
10	vs. Bowling Green	L	62-63
18	at Louisville	W	63-61
21	Charlotte	WOT	85-83
24	University of Richmond	L	57-63

2004-05 SCHEDULE

Date	Opponent	Time
Nov. 10	Slovakia-BK Popad	7 p.m.
14	Kalamazoo College	2 p.m.
20	vs. Boston College	1 p.m.
21	vs. Michigan State	1 p.m.
21	vs. Central Conn. State	3:30 p.m.
24	at Northwestern	7 p.m.
30	Burton	7 p.m.
Dec. 12	at Purdue	2 p.m.
14	Michigan	7 p.m.
18	vs. Virginia Tech	Noon
19	vs. Texas Tech	Noon
19	vs. Arkansas State	2:30 p.m.
22	Detroit	7 p.m.
30	vs. Quinnipiac	5 p.m.
31	vs. Samford	2 p.m.
Jan. 5	at Central Michigan	7 p.m.
8	Bowling Green	2 p.m.
12	at Ball State	7 p.m.
15	Eastern Michigan	2 p.m.
18	at Kent State	7 p.m.
22	at Bowling Green	2 p.m.
26	Ball State	7 p.m.
29	Akron	2 p.m.
Feb. 2	at Ohio	7 p.m.
5	Toledo	2 p.m.
7	at Buffalo	7 p.m.
12	at Eastern Michigan	2 p.m.
16	Marshall	7 p.m.
19	Miami	2 p.m.
22	at Northern Illinois	7 p.m.
26	Central Michigan	2 p.m.
Mar. 5	MAC Tournament	TBA

TEXAS TECH

December 19, 2004

3 or 5:30 p.m.

Cox Pavilion

Las Vegas, Nev.

Duel In The Desert



Marsha Sharp
Head Coach



Erin Grant

LADY RAIDERS' QUICK FACTS

Location: Lubbock, Texas
Founded: 1923
Enrollment: 29,000
Conference: Big 12
Nickname: Lady Raiders
Colors: Scarlet and Black
Arena: United Spirit Arena (15,050)
President: Dr. Jon Whitmore
Athletics Director: Gerald Myers
2003-04 Record: 25-8
2003-04 Conf. Record/Finish: 10-6/t-4th
2003-04 Postseason: NCAA second round
Final Ranking last year (poll): 14th (Associated Press); 17th (USA Today/ESPN/WBCA)
Record vs. Virginia Tech: 0-1

SID: Chris Cook
WBB Contact: Tammi Hoffman
SID Office Phone: (806) 742-2770
E-Mail: tammi.hoffman@ttu.edu
Address: Box 43201, Lubbock, TX 79409
Fax: (806) 742-1970
Press Row: (806) 742-6688
Web Site: www.texasstech.com, www.goladyraiders.com
Head Coach: Marsha Sharp (Wayland Baptist Univ. '74)
Record at Texas Tech (years): 533-167 (22)
Career Record: same
Assistants: Linden Weese (NW Oklahoma '76), Roger Reding (Texas Tech '84), Krista Gerlich (Texas Tech '93)

2004-05 ROSTER

No.	Name	Pos.	Ht.	Yr.	Hometown/Previous School
3	Enrica Johnson	F	6-1	Fr.	Waco, Texas/LaVega
5	Chesley Dabbs	G	6-0	Jr.	Plano, Texas/Plano
10	Brooke Baughman	G	5-10	So.	Canyon, Texas/Canyon
11	Tawanna Flowers	F	5-10	Fr.	Levelland, Texas/Levelland
14	Erin Grant	G	5-8	Jr.	Arlington, Texas/Mansfield
15	Judith Smith	G	5-9	Fr.	Long Beach, Calif./Long Beach Polytechnic
31	Cisti Greenwalt	C	6-5	Sr.	Clovis, N.M./Clovis
33	Erin Myrick	C	6-3	Fr.	Duarte, Calif./Bishop Amat Memorial
33	Patrice Edwards	C	6-6	So.	Trinidad-Tobago, West Indies/Frank Phillips College
41	LaToya Davis	F/C	6-1	Jr.	Houston, Texas/South Houston
42	Darrice Griffin	F	6-1	Fr.	Seagraves, Texas/Seagraves
55	Alesha Robertson	G/F	6-0	So.	Plainview, Texas/Plainview

2003-04 RESULTS

Date	Opponent	W/L	Result
Nov. 14	Texas-San Antonio	W	76-48
16	Western Kentucky	W	88-47
20	UC Santa Barbara	W	68-41
23	Rutgers	W	73-45
28	vs. Michigan	W	74-61
29	at SMU	W	77-37
Dec. 1	California	W	76-69
6	Wyoming	W	77-26
8	Pacific	W	100-39
19	at Washington	W	74-70
21	Stanford	W	55-46
28	vs. Maryland	W	65-53
30	at San Diego	W	95-47
Jan. 4	Pepperdine	W	95-53
10	Oklahoma State	W	106-43
14	at Iowa State	L	63-64
17	Baylor	W	64-63
21	Nebraska	W	68-55
24	at Oklahoma State	LOT	87-88
28	Texas A&M	W	65-56
Feb. 1	at Texas	L	73-82
4	Kansas	W	67-44
8	at Baylor	W	62-59
10	Oklahoma	L	62-68
14	at Texas A&M	W	59-58
17	at Missouri	W	73-68
22	Texas	W	62-49
25	at Oklahoma	L	53-64
28	Colorado	W	60-51
Mar. 3	at Kansas State	L	73-85
10	vs. Baylor	L	72-80
20	vs. Maine	W	60-50
22	vs. Louisiana Tech	L	64-81

2004-05 SCHEDULE

Date	Opponent	Time
Nov. 7	West Coast All-Stars	2 p.m.
15	Everyone's Internet	7 p.m.
22	Rice	7 p.m.
28	vs. Stanford	2 p.m.
Dec. 2	Arkansas-Little Rock	7 p.m.
6	Miami (Fl.)	7 p.m.
9	Oral Roberts	7 p.m.
12	Mississippi	1 p.m.
18	vs. Arkansas State I	4:30 p.m.
19	vs. Virginia Tech I	2 p.m.
19	vs. Western Michigan I	4:30 p.m.
21	Penn State	7 p.m.
28	Sacramento State	7 p.m.
Jan. 2	Idaho State	2 p.m.
5	Oklahoma	7 p.m.
8	at Oklahoma State	4 p.m.
12	Texas	7 p.m.
15	at Colorado	8 p.m.
19	at Nebraska	7:05 p.m.
22	Kansas State	3 p.m.
26	Missouri	7 p.m.
30	at Texas A&M	2 p.m.
Feb. 5	Baylor	7 p.m.
8	Iowa State	7 p.m.
13	at Texas	4 p.m.
16	at Kansas	4 p.m.
19	Texas A&M	7 p.m.
23	at Oklahoma	7 p.m.
26	Oklahoma State	7 p.m.
Mar. 3	at Baylor	7:30 p.m.
8-12	Big 12 Tournament	TBA

All times are Central
1 - Duel in the Desert in Las Vegas, Nev.



SOUTHERN MISSISSIPPI

December 28, 2004

7 p.m.

Cassell Coliseum

Blacksburg, Va.

Lady Luck Classic



Joye Lee-McNelis
Head Coach



Deondra Carter



SOUTHERN MISS
GOLDEN EAGLES

GOLDEN EAGLES' QUICK FACTS

Location: Hattiesburg, Miss.
Founded: 1910
Enrollment: 16,000
Conference: Conference USA
Nickname: Golden Eagles
Colors: Black and Gold
Arena: Reed Green Coliseum (8,095)
President: Dr. Shelby F. Thames
Athletics Director: Richard Giannini
2003-04 Record: 14-13
2003-04 Conf. Record/Finish: 2-12/T13th
2003-04 Postseason: None
Record vs. Virginia Tech: 18-11

SID: Mike Montoro
WBB Contact: Shirley Hill
SID Office Phone: (601) 266-4503
E-Mail: shirleyjones-hill@usm.edu
Address: 118 College Drive, #5161, Hattiesburg, MS 39406-0001
Fax: (601) 266-4507
Press Row: (601) 266-5428
Web Site: www.SouthernMiss.com
Head Coach: Joye Lee-McNelis (Southern Miss. '84)
Record at Southern Miss. (years): 0-0 (1)
Career Record: 229-156 (13)
Assistants: Kirk Crawford (Western State College '78); Brooks Donald (Mississippi State '00); Troy Howell (Memphis '03)

2004-05 ROSTER

No.	Name	Pos.	Ht.	Yr.	Hometown/Previous School
2	Dianca Jones	G	5-8	So.	Columbus, Miss./Columbus HS
3	Erica Grant	G	5-6	Jr.	Dallas, Texas/Cedar Hill HS
4	Kelsey Gurganus	G	5-9	Fr.	Indianapolis, Ind./Perry Meridian HS
11	Deondra Carter	F	5-11	So.	Pearl River, La./Pearl River HS
12	Denise Wilson	F	6-0	Jr.	Florence, S.C./South Carolina St.
14	Emer Foley	F	5-11	Fr.	Bray, Ireland/Loreto Secondary
15	LaToya George*	G	5-11	Jr.	Clinton, Miss./Clinton HS/Louisiana Tech
20	Shannon Stueber	F	5-10	Fr.	The Colony, Texas/The Colony HS
21	Jenae Jackson	F	6-0	Fr.	Centreville, Miss./Centreville Academy
22	Hallie Prest	G	5-9	Fr.	Brookings, S.D./Brookings
24	Ashley Huffman	G	5-8	So.	Hickory, N.C./Hickory HS
25	Michelle Poindexter	F/C	6-1	So.	Columbus, Miss./Columbus HS
30	Kalee Silovsky	G/F	6-0	Fr.	Topeka, Kan./Hayden HS
32	Kimberly Rigg	F/C	6-2	So.	Alpharetta, Ga./South Forsyth HS
54	Elizabeth Bland	C	6-2	Fr.	Racine, Wis./The Prairie School

2003-04 RESULTS

Date	Opponent	W/L	Result
Nov. 21	Troy State	W	46-36
25	Louisiana-Monroe	W	68-59
29	McNeese State	W	68-43
Dec. 1	Gardner-Webb	W	48-44
5	Mississippi Valley St.1	W	64-35
6	Texas A&M-Corpus1	W	64-58
13	Sam Houston State	W	74-51
16	at Southern Illinois	W	59-55
19	Mercer	W	65-44
21	at Centenary	W	74-54
30	at Arkansas-Little Rock	L	51-56
Jan. 3	at Sanford	W	63-47
7	UNO	W	73-64
10	Tulane	W	68-51
16	Charlotte	L	57-59
18	East Carolina	L	53-56
23	at DePaul	L	72-93
25	at Marquette	L	54-76
31	at Saint Louis	W	81-51
Feb. 2	Memphis	L	61-73
6	at Houston	L	56-70
8	at TCU	L	45-76
13	Cincinnati	L	64-77
15	Louisville	L	58-67
20	at USF	L	38-70
22	at UAB	L	70-71
27	at Tulane	L	51-65

1 - Hattiesburg Inn on the Hill Classic

2004-05 SCHEDULE

Date	Opponent	Time
Nov. 16	Thivine All Stars	7 p.m.
21	Louisiana State	3 p.m.
23	Arkansas-Little Rock	7 p.m.
26	Central Florida	11 a.m.
Dec. 3	vs. Columbia	6 p.m.
7	Louisiana-Monroe	7 p.m.
11	Southern Illinois	5 p.m.
17	Arkansas-Pine Bluff	7 p.m.
19	South Alabama	2 p.m.
28	at Virginia Tech1	7 p.m.
29	vs. Davidson1	7 p.m.
Jan. 3	Southeastern Louisiana	7 p.m.
7	TCU	7 p.m.
9	Houston	2 p.m.
14	at Saint Louis	7 p.m.
16	at Memphis	2 p.m.
21	Marquette	7 p.m.
23	DePaul	2 p.m.
28	at East Carolina	6 p.m.
30	at Charlotte	1 p.m.
Feb. 1	at UNO	7 p.m.
5	Tulane	5 p.m.
11	UAB	7 p.m.
13	USF	2 p.m.
18	at Louisville	6 p.m.
20	at Cincinnati	1 p.m.
25	at Tulane	7 p.m.
Mar. 3	Conference USA Tournament	TBA

1 - Lady Luck Classic in Blacksburg, Va.

DAVIDSON

December 30, 2004

7 p.m.

Cassell Coliseum

Blacksburg, Va.

Lady Luck Classic



Annette Watts
Head Coach



Emily Callahan

WILDCATS' QUICK FACTS

Location: Davidson, N.C.
Founded: 1837
Enrollment: 1,700
Conference: Southern
Nickname: Wildcats
Colors: Red (PMS 186) and black
Arena: John M. Belk Arena (5,700)
President: Bobby Vagt
Athletics Director: Jim Murphy
2003-04 Record: 16-12
2003-04 Conf. Record/Finish: 13-7/tied-3rd
2003-04 Postseason: None
Record vs. Virginia Tech: First Meeting

SID: Rick Bender
WBB Contact: Michael Clark
SID Office Phone: (704) 894-2635
E-Mail: mclark@ davidson.edu
Address: P.O. Box 7158, Davidson, NC 28035-7158
Fax: (704) 894-2636
Press Row: (704) 892-3324
Web Site: www.davidson.edu/athletics
Head Coach: Annette Watts (East Tennessee State '81)
Record at Davidson (years): 41-45 (3)
Career Record: Same
Assistants: Sue Harris (ETSU '93), David Lowery (Mississippi State '00), Stephanie Roe (Lander '02)

2004-05 ROSTER

No.	Name	Pos.	Ht.	Yr.	Hometown/Previous School
4	Cara Reed	G/F	5-11	Fr.	Spring City, Tenn./Cookeville
5	Janell Crayton	G/F	6-0	Jr.	Atlanta, Ga./Paideia School
10	Amanda Horne	G	5-9	Jr.	Houston, Texas/Cypress Falls
12	Katie Hamilton	G	5-11	So.	Lilburn, Ga./Parkview
20	Tia Washington	G	5-6	So.	Charlotte, N.C./Vance
22	Honna Housley	G	5-8	Fr.	Riceville, Tenn./McMinn Central
25	Jessica Mitchell	G	5-9	So.	Wilkesboro, N.C./Wilkes Central
32	Joy Newsome	G	5-8	Sr.	Charlotte, N.C./Victory Christian
33	Emily Callahan	G/F	6-0	Sr.	Charlotte, N.C./South Mecklenburg
34	Bibiana Arayomi	F	6-1	Fr.	Essex, England/Southeast
42	Katie Delk	F/C	6-2	Jr.	Atlanta, Ga./Pace Academy
44	Danielle Hemerka	G/F	6-0	Fr.	Blackwood, N.J./Highland Regional
50	Brynn Kelly	F	6-1	So.	Spokane, Wash./Ferris

2003-04 RESULTS

Date	Opponent	W/L	Result
Nov. 22	at Michigan State	L	68-74
23	vs. Florida International	W	62-55
25	at Charlotte	L	70-77
28	at San Francisco	L	41-58
29	vs. Duquesne	W	70-59
Dec. 2	at Georgia Tech	L	54-60
6	Wofford	W	79-61
18	Winthrop	W	72-57
20	at College of Charleston	W	65-49
22	Western Carolina	L	54-62
Jan. 3	Georgia Southern	W	62-49
6	at Appalachian State	L	80-81
10	East Tennessee State	W	74-59
12	Chattanooga	L	68-79
14	Furman	W	57-46
17	at Elon	W	64-62
20	at UNC Greensboro	W	68-55
24	College of Charleston	W	65-51
27	at Western Carolina	L	70-75
31	at Georgia Southern	W	57-47
Feb. 3	Appalachian State	W	69-50
7	at East Tennessee State	L	54-80
9	at Chattanooga	L	50-77
14	Elon	L	53-55
17	UNC Greensboro	W	59-45
21	at Wofford	W	65-51
26	at Furman	WOT	88-87
Mar. 4	vs. Western Carolina	L	58-66

2004-05 SCHEDULE

Date	Opponent	Time
Nov. 12	at Duke1	7 p.m.
19	vs. Fairleigh Dickerson2	6 p.m.
20	Longwood2	2 p.m.
20	Winthrop2	4 p.m.
23	Charlotte	7 p.m.
27	at Georgia Southern	5 p.m.
30	at Wake Forest	7 p.m.
Dec. 4	at Wofford	3 p.m.
17	College of Charleston	7 p.m.
20	at Western Carolina	7 p.m.
29	vs. Southern Miss.3	7 p.m.
30	at Virginia Tech3	7 p.m.
Jan. 4	Appalachian State	12 p.m.
7	at East Tennessee State	2 p.m.
10	at Chattanooga	7 p.m.
13	at Furman	7 p.m.
15	Elon	3 p.m.
18	UNC Greensboro	7 p.m.
22	at College of Charleston	2 p.m.
25	Western Carolina	7 p.m.
29	Georgia Southern	3 p.m.
Feb. 1	at Appalachian State	7 p.m.
5	East Tennessee State	3 p.m.
7	Chattanooga	7 p.m.
12	at Elon	4:30 p.m.
15	at UNC Greensboro	7 p.m.
19	Wofford	3 p.m.
24	Furman	7 p.m.
Mar. 2	Southern Conference Tour.	TBA

1 - Preseason NIT in Durham, N.C.
2 - C&L/Lancer Invitational in Farnville, Va.
3 - Lady Luck Classic in Blacksburg, Va.



MARYLAND



Brenda Frese
Head Coach

January 2, 2005 • 1 p.m.
Cassell Coliseum,
Blacksburg, Va.
February 24, 2005 • 7 p.m.
Comcast Center
College Park, Md.



Shay Doron



TERRAPINS' QUICK FACTS

Location: College Park, Md.
Founded: 1807
Enrollment: 35,329
Conference: Atlantic Coast
Nickname: Terrapins, Terps
Colors: Red, White, Black & Gold
Arena: Comcast Center (17,950)
President: Dr. C.D. Mote, Jr.
Athletics Director: Deborah A. Yow
2003-04 Record: 18-13
2003-04 Conf. Record/Finish: 8-8/tied-3rd
2003-04 Postseason: NCAA second round
Record vs. Virginia Tech: 1-3

SID: Doug Dull
WBB Contact: Natalia Ciccone
SID Office Phone: (301) 314-7063
E-Mail: nciccone@umd.edu
Address: 2725 Comcast Center, Terrapin Trail
P.O. Box 295, College Park, Md. 20742
Fax: (301) 314-9094
Press Row: (301) 314-8624
Web Site: www.umterps.com
Head Coach: Brenda Frese (Arizona '93)
Record at UM (years): 28-31 (2)
Career Record: 85-61 (5)
Assistants: Jeff Walz (Western Kentucky '95),
Erica Floyd (Ohio State '93), Joanna Bernabei
(West Liberty '97)

2004-05 ROSTER

No.	Name	Pos.	Ht.	Yr.	Hometown/Previous School
1	Crystal Langhorne	C/F	6-3	Fr.	Willingboro, N.J./Willingboro
15	Laura Harper	F	6-4	Fr.	Elkins Park, Pa./Cheltenham
21	Ashleigh Newman	G	5-10	Fr.	Shelbyville, Tenn./Shelbyville Central
22	Shay Doron	G	5-9	So.	Great Neck, N.Y./Christ the King
24	Kalika France	G	5-9	So.	Forestville, Md./Bishop McNamara
32	Charmaine Carr	F	6-1	Jr.	Accokeek, Md./Gwynn Park
33	C'Vette Henson	G	5-8	So.	Annapolis, Md./Annapolis
34	Anesia Smith	G	5-9	Sr.	Alexandria, Va./Hayfield
40	Angel Ross	C	6-2	Jr.	Midlothian, Va./Midlothian
44	Aurelie Noirez	C	6-2	So.	Vandoeuvre, France/Lycée François Arago
55	Jade Perry	F/C	6-1	Fr.	Central City, Ky./Muhlenberg North

2003-04 RESULTS

Date	Opponent	W/L	Result
Nov. 21	at Coppin State	W	79-64
23	Niagara	W	82-74
28	Sacred Heart1	W	90-49
29	Md.-Eastern Shore1	W	97-65
Dec. 3	Penn State	L	65-82
5	at St. Bonaventure	W	65-57
10	Loyola	W	78-61
13	at Virginia Tech	L	43-63
20	UMBC	W	72-38
28	vs. Texas Tech2	L	53-65
30	vs. Georgetown2	WOT	66-63
Jan. 2	N.C. State	W	68-56
4	Virginia	W	69-55
9	at Wake Forest	W	75-58
12	at Florida State	L	77-82
15	Georgia Tech	W	91-87
19	North Carolina	L	59-72
22	at Duke	L	48-78
25	at N.C. State	L	45-61
29	Clemson	W	68-55
Feb. 5	at Virginia	L	51-64
9	Wake Forest	W	73-56
12	Florida State	W	76-67
15	at Georgia Tech	L	57-58
19	at North Carolina	L	64-79
22	Duke	L	59-72
29	at Clemson	W	80-69
Mar. 7	Florida State3	W	62-47
6	Duke3	L	63-70
21	Miami (FL)4	W	86-85
23	LSU4	L	61-76

1 - Terrapin Classic in College Park, Md.
2 - Surf-N-Slam Tour in San Diego, Calif.
3 - ACC Tournament
4 - NCAA Tournament in Baton Rouge, La.

2004-05 SCHEDULE

Date	Opponent	Time
Nov. 19	at Appalachian St	7 p.m.
21	Siena	2 p.m.
26	vs. LSU1	7 p.m.
27	vs. Colorado/Penn1	TBA
30	Loyola	7 p.m.
Dec. 4	at Xavier	2 p.m.
13	St. Bonaventure	7 p.m.
12	Monmouth N.J.	5:30 p.m.
20	Coppin State	7 p.m.
29	Massachusetts2	7 p.m.
30	Marshall/Elon2	TBA
Jan. 2	at Virginia Tech	3 p.m.
9	North Carolina	6:30 p.m.
13	at Georgia Tech	7 p.m.
16	at Florida State	4 p.m.
20	Virginia	7 p.m.
23	N.C. State	1 p.m.
27	at Duke	7 p.m.
28	at Arizona	TBA
Feb. 3	Georgia Tech	7 p.m.
6	at Clemson	2 p.m.
10	Wake Forest	7 p.m.
13	Duke	3 p.m.
17	at Miami	7 p.m.
20	at Virginia	4 p.m.
24	Virginia Tech	7 p.m.
28	Northern Colorado	7 p.m.
Mar. 4-7	ACC Tournament	TBA

1 - Coors Classic in Boulder, Colo.
2 - Terrapin Classic in College Park, Md.

FORDHAM



Jim Lewis
Head Coach

January 6, 2005
7 p.m.
Cassell Coliseum
Blacksburg, Va.



Monica Mack

RAMS' QUICK FACTS

Location: Bronx, N.Y.
Founded: 1841
Enrollment: 7,403
Conference: Atlantic 10
Nickname: Rams
Colors: Maroon and White
Arena: Rose Hill Gym (3,200)
President: Joseph McShane, S.J.
Athletics Director: Charlie Elwood
2003-04 Record: 11-17
2003-04 Conf. Record/Finish: 4-12/5th East
2003-04 Postseason: None
Record vs. Virginia Tech: 0-7

SID: Joe DiBari
WBB Contact: Scott Kwiatkowski
SID Office Phone: (718) 817-4240
E-Mail: sjk5579@hotmail.com
Address: 441 East Fordham Road, Bronx, N.Y.
10458
Fax: (718) 817-4244
Press Row: (718) 817-2736
Web Site: www.fordham.edu/athletics
Head Coach: Jim Lewis (West Virginia '68)
Record at Fordham (years): 36-79 (4)
Career Record: 237-256 (18)
Assistants: Jeff Osterman (Siena '92), Beth Ann
Dickinson, Kira Orr

2004-05 ROSTER

No.	Name	Yr.	Pos.	Ht.	Hometown/Previous School/College
1	Jade Leitao	G	5-8	Sr.	Braintree, Mass./Braintree/Mitchell
2	LaToya Chalmers	F	6-1	So.	Toronto, Ontario/Laurinberg Prep (N.C.)
5	Lara Hanson	G/F	5-11	Sr.	Santa Monica, Calif./Peninsula/Concordia-Irvine
10	Monica Mack	G	5-5	Sr.	Cincinnati, Ohio/Bishop McGinn (N.Y.)
11	Heather Westrol	G	5-8	Fr.	Red Bank, N.J./Red Bank Catholic
12	Vanessa Silva	F	6-4	Jr.	Rancharia, Brazil/Trinity Valley CC
13	Kyshawn Ruff	C	6-6	Sr.	Woonsocket, Pa./Woonsocket
14	Erin Smith	G	5-7	Jr.	Pittsburgh, Pa./Moon Area
20	Kiely Donnelly	G	5-10	Sr.	Goshen, N.Y./John S. Burke Catholic
21	Jada Jefferson	F	6-2	Jr.	Newark, N.J./Malcolm X Shabazz
23	Joy Johnson	F	6-1	Sr.	Dayton, Ohio/Dunbar/Michigan State
24	Stacey Price	F	6-3	Sr.	Silver Spring, Md./Springbrook
30	Meghan Leary	G	5-8	So.	El Cerrito, Calif./St. Mary's College

2003-04 RESULTS

Date	Opponent	W/L	Result
Nov. 21	at Cal St. Fullerton	W	81-43
23	at #67 Stanford	L	53-79
26	Dartmouth	L	55-72
Dec. 3	at Boston Univ.	L	63-74
7	vs. Seton Hall1	W	74-63
13	Stony Brook	W	54-47
20	Jacksonville	W	69-57
22	George Mason	W	66-60
29	at Chicago St.	W	67-55
31	at Pittsburgh	L	48-62
Jan. 6	at Temple	L	43-61
9	La Salle	W	73-63
11	Rhode Island	W	81-69
16	at Dayton	L(OT)	67-70
18	at Xavier	L	69-81
20	at Manhattan	W	58-55
24	Duquesne	W	61-62
30	St. Bonaventure	W	50-47
Feb. 1	at UMass	W	61-45
6	at George Washington	L	45-73
8	Saint Joseph's	L	40-63
13	UMass	L	64-66
16	at Rhode Island	L	48-50
19	Richmond	L	39-66
22	Temple	L	56-67
26	at St. Bonaventure	L	59-72
29	at Saint Joseph's	L	42-54
Mar. 5	vs. Xavier2	L2OT	57-63

1 - at St. John's
2 - Atlantic 10 Tournament in Philadelphia, Pa.

2004-05 SCHEDULE

Date	Opponent	Time
Nov. 4	N.Y. Gazelles (Exhib.)	7 p.m.
15	NWBL (Exhib.)	7 p.m.
19	Manhattan	7 p.m.
21	at Providence	2 p.m.
23	at Dartmouth	5 p.m.
Dec. 1	Hofstra	4:30 p.m.
5	at Florida International	7 p.m.
4	St. John's	4 p.m.
8	at Boston College	7 p.m.
12	at N.C. State	2 p.m.
20	vs. Toledo1	TBA
21	vs. Florida St./Towson1	TBA
22	vs. TBD1	TBA
30	Pittsburg	12 p.m.
Jan. 3	George Washington	7 p.m.
6	at Virginia Tech	7 p.m.
9	Temple	2 p.m.
14	at Richmond	TBA
16	at Massachusetts	2 p.m.
20	at Temple	TBA
23	Dayton	7 p.m.
27	at Rhode Island	12 p.m.
30	UMass	2 p.m.
Feb. 4	at Saint Joseph's	TBA
6	at La Salle	TBA
11	St. Bonaventure	7 p.m.
13	Saint Joseph's	2 p.m.
18	Xavier	7 p.m.
20	at St. Bonaventure	12 p.m.
25	Rhode Island	7 p.m.
27	at Duquesne	TBA
Mar. 4-7	Atlantic 10 Tournament2	TBA

1 - San Juan Shootout in San Juan, Puerto Rico
2 - Atlantic 10 Tournament in Washington, D.C.



DUKE

January 9, 2005
2 p.m.
Cameron Indoor
Stadium
Durham, N.C.



Gail Goestenors
Head Coach



Monique Currie



BLUE DEVILS' QUICK FACTS

Location: Durham, N.C.
Founded: 1838 Trinity College
Enrollment: 6,347
Conference: Atlantic Coast
Nickname: Blue Devils
Colors: Royal Blue and White
Arena: Cameron Indoor Stadium
President: Dr. Richard H. Brodhead
Athletics Director: Joe Alleva
2003-04 Record: 30-4
2003-04 Conf. Record/Finish: 15-1/1st
2003-04 Postseason: NCAA elite eight
Final Ranking: No. 1 (AP); No. 5 (USA Today/ESPN)
Record vs. Virginia Tech: 3-2

SID: Art Chase
WBB Contact: Lindy Brown
SID Office Phone: (919) 684-2664
E-Mail: lbrown@duaa.duke.edu
Address: Box 90557, Durham, N.C. 27708-0557
Fax: (919) 684-2489
Press Row: (919) 684-6186
Web Site: www.GoDuke.com
Head Coach: Gail Goestenors
Record at Duke (years): 302-88 (12)
Career Record: same
Assistants: Gale Valley (Michigan State '81),
LaVonda Wagner (Mars Hill '86), Shannon Perry (Iowa '98)

2004-05 ROSTER

No.	Name	Pos.	Ht.	Yr.	Hometown/Previous School
1	Mistie Williams	C	6-3	Jr.	Janesville, Wisc./Parker
2	Emily Waner*	G	5-8	So.	Highlands Ranch, Colo./ThunderRidge/Colorado
3	Laura Kurz	G/F	6-1	Fr.	Lower Gwynedd, Pa./Germantown Academy
10	Lindsey Harding	G	5-8	Jr.	Houston, Texas/CY-Fair
11	Chante Black	C	6-5	Fr.	Winston-Salem, N.C./East Forsyth
23	Wanisha Smith	G	5-11	Fr.	Upper Marlboro, Md./Riverdale Baptist
24	Jessica Foley	G	6-0	Jr.	Wodonga, Victori, Australia/AIS
25	Monique Currie	G/F	6-0	Jr.	Washington, D.C./The Bullis School
31	Wynter Whitley	F/C	6-2	Sr.	Atlanta, Ga./Holy Innocents
32	Caitlin Howe	G	5-10	So.	Rochester, N.Y./Fairport
43	Alison Bales	C	6-7	So.	Dayton, Ohio/Beaver creek

* has to sit out the 2004-05 season due to NCAA regulations on transferring

2003-04 RESULTS

Date	Opponent	W/L	Result
Nov. 16	30-4, 15-1 ACC Texas1	L	77-85
21	Elon	W	108-26
23	Purdue2	W	93-63
29	Stephen F. Austin3	W	119-53
30	Auburn3	W	66-57
Dec. 5	at Wake Forest	W	88-55
14	Iuia	W	90-36
20	at Northwestern State	W	105-53
28	vs Hampton4	W	90-59
29	at Loyola Marymount4	W	81-53
Jan. 3	Connecticut	W	68-67
5	Florida State	W	79-66
8	at Georgia Tech	W	77-45
11	North Carolina	W	79-57
18	at Virginia	W	63-52
22	Maryland	W	78-48
24	Tennessee	L	69-72
30	N.C. State	W	75-56
Feb. 2	at Clemson	W	78-60
7	at Florida State	L	74-80
12	Georgia Tech	W	81-41
12	Wake Forest	W	80-55
14	North Carolina	W	89-79
19	Virginia	W	85-54
22	at Maryland	W	72-59
27	Clemson	W	102-45
Mar. 1	at NC State	W	90-57
6	vs Wake Forest5	W	77-59
7	vs Maryland5	W	70-63
8	North Carolina5	W	63-47
21	Northwestern State6	W	103-51
23	Marquette6	W	76-67
28	Louisiana Tech7	W	63-49
30	Minnesota7	L	75-82

1 - State Farm Tip-Off Classic in West Lafayette, Ind.
2 - Jimmy V Women's Basketball Classic in Raleigh, N.C.
3 - Duke Women's Basketball Classic in Durham, N.C.
4 - LNU Marina del Rey Marriott Beach Classic in Los Angeles, Calif.
5 - ACC Tournament in Greensboro, N.C.
6 - NCAA Tournament First & Second Rounds in Durham, N.C.
7 - NCAA Tournament Midwest Regional in Norfolk, Va.

2004-05 SCHEDULE

Date	Opponent	Time
Nov. 3	Premier Players (exhib.)	7 p.m.
Nov. 8	EV1 (exhib.)	7 p.m.
12	Davidson1	7 p.m.
14	South Florida1	2 p.m.
14	Middle Tenn. State1	2 p.m.
17	WNIT Semifinals1	TBA
21	WNIT Finals1	TBA
19	Penn State	7 p.m.
26	vs. Stephen F. Austin2	8:30 p.m.
27	vs. Kansas State2	6 p.m.
27	vs. Illinois State2	8:30 p.m.
Dec. 2	at Tennessee	7:30 p.m.
4	Pacific	7 p.m.
12	Liberty	1:30 p.m.
15	Jacksonville State	7 p.m.
18	vs. Purdue	4:30 p.m.
20	at Ball State	7 p.m.
29	vs. Rhode Island3	4 p.m.
31	at Auburn3	4 p.m.
Jan. 4	Holy Cross	7 p.m.
9	Virginia Tech	2 p.m.
14	at Virginia	6:30 p.m.
17	Georgia Tech	TBA
19	at Wake Forest	7 p.m.
24	at North Carolina	7:30 p.m.
27	Maryland	7 p.m.
30	at N.C. State	1 p.m.
Feb. 3	at Miami	7 p.m.
6	Florida State	4 p.m.
13	at Maryland	3 p.m.
17	Clemson	7 p.m.
20	at Georgia Tech	1 p.m.
24	Miami	7 p.m.
27	North Carolina	8 p.m.
Mar. 4-7	at ACC Tournament	TBA

1 - Preseason WNIT in Durham, N.C.
2 - Junkanoo Jam in the Grand Bahamas Island
3 - Auburn Christmas Tournament in Auburn, Ala.

NORTH CAROLINA STATE

January 17, 2005
7 p.m.
Cassell Coliseum
Blacksburg, Va.



Kay Yow
Head Coach



Kendra Bell

WOLFPACK QUICK FACTS

Location: Raleigh, N.C.
Founded: 1887
Enrollment: 29,637
Conference: Atlantic Coast
Nickname: Wolfpack
Colors: Red (PMS-185) and White
Arena: Reynolds Coliseum (12,400)
Interim Chancellor: Dr. Robert A. Barnhardt
Athletics Director: Lee Folwer
2003-04 Record: 17-15
2003-04 Conf. Record/Finish: 8-8/3rd
2003-04 Postseason: NCAA first round
Record vs. Virginia Tech: 4-0

SID: Chennelle Miller
WBB Contact: Chennelle Miller
SID Office Phone: (919) 515-1183
E-Mail: chennelle_miller@ncsu.edu
Address: Box 8502, Raleigh, N.C. 27695
Fax: (919) 515-2898
Press Row: (919) 513-1220
Web Site: www.GoPack.com
Head Coach: Kay Yow
Record at N.C. State (years): 596-281 (30)
Career Record: 653-300 (34)
Assistants: Stephanie Glance (Rollins '85), Jenny Palmateer (N.C. State '93), Trena Trice-Hill (N.C. State '87)

2004-05 ROSTER

No.	Name	Pos.	Ht.	Yr.	Hometown/Previous School
1	Khadijah Whittington	F	6-1	Fr.	Roanoke, Va./Woodrow Wilson HS
2	Rachel Stockdale	G	5-11	Jr.	High Point, N.C./Central HS
3	Keisha Brown	F	6-0	So.	Charlotte, N.C./Charlotte Christian
4	Sasha Reaves	F/C	6-0	So.	Mullins, S.C./Mullins HS
11	Monica Pope	G	5-6	Jr.	Atlanta, Ga./Furman
12	Marquetta Dickens	F	6-0	So.	Tarboro, N.C./Tarboro HS
13	Billie McDowell	G	5-9	Jr.	Lumberton, N.C./Lumberton HS
15	Ashley Key	G	6-0	So.	Atlanta, Ga./Landmark Christian
20	Jennifer Filipowski	F	6-2	So.	Raleigh, N.C./Wake-Forest Rolesville
30	Kendra Bell	G	5-5	Sr.	Fayetteville, N.C./Terry Sanford HS
32	Tiffany McCollins	G	5-7	Jr.	Memphis, Tenn./Univ. of Arkansas-Fort
33	Celaneze Bozeman	G	5-10	Fr.	Hampton, Va./Hampton HS
42	Darline Jasmin	C	6-2	Sr.	Miami, Fla./Miami-Dade Community College
44	Tiffany Stansbury	F/C	6-3	Jr.	Philadelphia, Pa./Gulf Coast CC

2003-04 RESULTS

Date	Opponent	W/L	Result
Nov. 21	Loyola Marymount	W	84-50
23	Texas	L	56-69
28	vs. Sacramento State	W	69-62
29	at Oregon	L	78-83
Dec. 3	East Carolina	W	88-51
6	at Georgia	L	58-72
14	Indiana	W	93-91
17	Florida A&M	W	72-65
20	vs. Eastern Michigan	W	64-55
21	at UP-Maryaguez	W	94-24
22	vs. Baylor	L	63-79
29	at Connecticut	L	53-87
31	Appalachian State	W	82-42
Jan. 2	at Maryland	L	56-68
5	Wake Forest	L	66-70
8	North Carolina	L	57-58
11	at Clemson	L	64-77
15	Virginia	L	62-66
19	at Florida State	W	79-64
25	Maryland	W	61-45
30	at Duke	L	56-75
Feb. 1	Georgia Tech	W	75-71
5	at Wake Forest	W	70-66
8	at North Carolina	W	62-54
12	Clemson	W	76-55
15	at Virginia	W	72-67
19	Florida State	W	65-55
26	at Georgia Tech	L	61-76
Mar. 1	Duke	L	57-90
6	vs. Clemson	W	45-43
7	vs. North Carolina	L	64-75
21	vs. Auburn	L	59-79

1 - Jimmy V Classic in Raleigh, N.C.
2 - Oregon Classic in Eugene, Ore.
3 - San Juan Shootout in San Juan, Puerto Rico

2004-05 SCHEDULE

Date	Opponent	Time
Nov. 16	All Star Basketball (exhib.)	7 p.m.
19	UNC Wilmington	7 p.m.
21	Tennessee1	5 p.m.
26	Nebraska2	7 p.m.
27	Louisville or Hampton2	TBA
Dec. 2	Seton Hall	7 p.m.
4	Alabama-Birmingham	2 p.m.
12	Fordham	2 p.m.
16	South Carolina	7 p.m.
18	North Carolina A&T	2 p.m.
21	George Washington	7 p.m.
29	Mount St. Mary's3	5:30 p.m.
30	Delaware St.3	TBA
30	St. Peter's3	7:30 p.m.
Jan. 3	Wake Forest	6 p.m.
6	Vanderbilt	7 p.m.
9	Clemson	2 p.m.
14	North Carolina	8:30 p.m.
17	at Virginia Tech	7 p.m.
20	Miami	7 p.m.
23	Maryland	1 p.m.
30	Duke	1 p.m.
Feb. 3	Virginia	7 p.m.
10	Georgia Tech	7 p.m.
14	Miami	7 p.m.
17	Florida State	7 p.m.
20	North Carolina	4 p.m.
24	Wake Forest	7 p.m.
28	Clemson	7 p.m.
Mar. 4	at ACC Tournament	TBA

1 - Jimmy V Classic in Raleigh, N.C.
2 - Paradise Jam in the Virgin Islands
3 - St. Peter's Tournament in Jersey City, N.J.



CLEMSON

January 20, 2005

7 p.m.

Littlejohn Coliseum
Clemson, S.C.



Jim Davis
Head Coach



Amanda White



LADY TIGERS' QUICK FACTS

Location: Clemson, S.C.
 Founded: 1889
 Enrollment: 15,873
 Conference: Atlantic Coast
 Nickname: Lady Tigers
 Colors: Purple and Orange
 Arena: Littlejohn Coliseum
 President: James F. Baker
 Athletics Director: Terry Don Phillips
 2003-04 Record: 17-12
 2003-04 Conf. Record/Finish: 7-9/tied-5th
 2003-04 Postseason: WNIT first round
 Record vs. Virginia Tech: 3-1

SID: Tim Bourret
 WBB Contact: Philip Sikes
 SID Office Phone: (864) 656-1985
 E-Mail: philips@clemson.edu
 Address: P.O. Box 31, Jervy Athletic Center, 100
 Perimeter Road, Clemson, S.C. 29633
 Fax: (864) 656-0299
 Press Row: (864) 654-3326
 Web Site: www.clemsontiger.com
 Head Coach: Jim Davis
 Record at Clemson (years): 347-177 (17)
 Career Record: 366-185 (18)
 Assistants: Tina Langley (West Alabama '96),
 Mike Hodge (Tennessee '67), Itoro Coleman
 (Clemson '00)

2004-05 ROSTER

No.	Name	Pos.	Ht.	Yr.	Hometown/Previous School
1	Maxiene White	G/F	6-1	Fr.	Pensacola, Fla./Pensacola HS
3	Tasha Taylor	G	5-9	Fr.	Columbus, Ga./Carver HS
12	Julie Talley	G	5-6	Jr.	Salem, S.C./Seneca HS
13	Reggie Maddox	G	5-9	Jr.	Dyersburg, Tenn./Chipola JC
22	Tasha Phillips	G	5-9	Jr.	Willsburg, Ky./Ginger HS
23	D'Lesha Lloyd	G/F	6-0	Fr.	Columbia, S.C./Lower Richland HS
24	Lauren Allen	F	6-2	Jr.	Decatur, Ga./Southwest DeKalb HS
25	Khalil Sanders	F	6-3	Jr.	Atlanta, Ga./North Atlanta HS
30	Moreemi Davis	F/C	6-3	Fr.	Perry, Ga./Perry HS
33	Carrie Whitehurst	F	6-0	So.	Duluth, Ga./Chattahoochee HS
34	Lacey Shafer	C	6-5	Sr.	Arvada, Colo./J.K. Mullen HS
44	Amanda White	C	6-4	Jr.	Fountain Inn, S.C./Hillcrest HS
50	Adrienne Bradshaw	C	6-4	Fr.	Greensboro, N.C./High Point Central HS

2003-04 RESULTS

Date	Opponent	W/L	Results
Nov. 21	South Carolina	W	103-99
25	vs. Brigham Young	W	62-56
26	at Alaska Anchorage	L	58-61
30	Rutgers	W	69-64
Dec. 7	at Western Carolina	W	80-71
7	at Furman	W	74-66
13	Western Kentucky	W	87-75
15	East Tenn. State	W	82-45
19	at Youngstown State	W	79-75
21	at Pittsburgh	W	62-47
29	Coastal Carolina	W	84-65
2	at Virginia	W	58-55
4	at North Carolina	L	47-72
8	Florida State	L	61-68
11	N.C. State	W	77-64
18	at Georgia Tech	W	75-61
21	Wake Forest	W	71-68
25	Virginia	W	60-56
29	at Maryland	L	55-68
Feb. 2	Duke	L	60-78
5	North Carolina	L	41-72
8	at Florida State	L	50-65
12	at N.C. State	L	55-76
19	Georgia Tech	W	59-47
22	at Wake Forest	W	72-55
27	at #3/3 Duke	L	45-102
29	Maryland	L	69-80
Mar. 6	vs. N.C. State	L	43-45
17	Charlotte	L	71-78

2004-05 SCHEDULE

Date	Opponent	Time
Nov. 7	Berry College (EXH)	2 p.m.
19	Western Carolina	5 p.m.
21	Appalachian St.	2 p.m.
24	UCLA	10 p.m.
26	San Diego	10 p.m.
30	Furman	7 p.m.
Dec. 7	South Carolina	7 p.m.
5	Morehead St.	2 p.m.
11	Pittsburgh	4 p.m.
16	Wagner	7 p.m.
18	Rutgers	2 p.m.
21	Mississippi	7 p.m.
26	Greensboro	2 p.m.
Jan. 9	N.C. State	2 p.m.
13	Florida St.	7 p.m.
16	Virginia	1 p.m.
20	Virginia Tech	7 p.m.
23	Wake Forest	3 p.m.
26	Georgia Tech	7 p.m.
31	Miami	7 p.m.
Feb. 4	North Carolina	7 p.m.
6	Maryland	2 p.m.
9	Florida St.	7 p.m.
13	Georgia	3:20 p.m.
17	Duke	7 p.m.
21	Wake Forest	7 p.m.
24	Georgia Tech	7 p.m.
26	N.C. State	7 p.m.
Mar. 4-7	ACC Tournament	TBA

FLORIDA STATE

January 24, 2005 • 7 p.m.

Cassell Coliseum
Blacksburg, Va.

February 19, 2005 • 7 p.m.

Tucker Center
Tallahassee, Fla.



Sue Semrau
Head Coach



LaQuinta Neely

SEMINOLES' QUICK FACTS

Location: Tallahassee Fla.
 Founded: 1851
 Enrollment: 37,328
 Conference: Atlantic Coast
 Nickname: Seminoles
 Colors: Garnet and Gold
 Arena: Tucker Center (12,100)
 President: Dr. T.K. Wetherell
 Athletics Director: Dave Hart, Jr.
 2003-04 Record: 15-15
 2003-04 Conf. Record/Finish: 7-9/5th
 2003-04 Postseason: WNIT second round
 Record vs. Virginia Tech: 11-8

SID: Rob Wilson
 WBB Contact: Tina Thomas
 SID Office Phone: (850) 644-1065
 E-Mail: tthomas@mailier.fsu.edu
 Address: P.O. Box 2195, Tallahassee, FL 32316
 Fax: (850) 644-3820
 Press Row: (850) 224-8790
 Web Site: www.seminoles.com
 Head Coach: Sue Semrau (California-San Diego '85)
 Record at Florida State (years): 92-110 (7)
 Career Record: same
 Assistants: Cori Close (UC-Santa Barbara '93),
 Angie Johnson (Louisville '91), Lance White
 (Texas Tech '96)

2004-05 ROSTER

No.	Name	Pos.	Ht.	Yr.	Hometown/Previous School
1	Linnea Liljestrand	5-11	G	Sr.	Stockholm, Sweden/Brannkyrka Gymnasium
2	LaQuinta Neely	5-9	G	Jr.	Laurens, S.C./Laurens HS
3	Tiffany Buckelew	5-11	G	Fr.	Cleveland, Tenn./Bradley Central HS
5	Roneeka Hodges	5-11	G	Sr.	New Orleans, La./O.P. Walker HS/LSU
12	Holly Johnson	5-8	G	Jr.	Phoenix, Ariz./Mountain Pointe HS
21	Christie Lautsch	6-4	F	Fr.	Smyrna, Ga./Campbell HS
22	Shante Williams	5-7	G	So.	Jacksonville, Fla./Ribault Senior HS
23	Alicia Gladden	5-11	G	Sr.	Orange Park, Fla./Orange Park HS
31	Ganiyat Adeduntan	6-1	G	Jr.	Athens, Ga./Clarke Central HS
34	Hannah Linquist	6-4	C	Jr.	Swannanoa, N.C./Owen HS
44	Nikki Anthony	6-3	C	So.	Pickens, S.C./Pickens HS

2003-04 RESULTS

Date	Opponent	W/L	Result
Nov. 23	Savannah State	W	107-28
25	at Connecticut	L	53-81
29	UW-Milwaukee	W	72-70
30	Harvard	W	96-82
Dec. 2	at UCF	W	72-59
7	Florida	L	60-74
14	South Florida	W	65-58
20	vs. TCU	L	68-81
21	vs. FDU	W	88-77
27	vs. LSU	L	68-75
29	Troy State	W	80-42
Jan. 2	at Georgia Tech	L	59-66
5	at Duke	L	66-79
8	at Clemson	W	68-61
12	Maryland	W	82-77
15	at Wake Forest	W	81-73
19	N.C. State	L	64-79
23	Virginia	LOT	80-82
25	Georgia Tech	L	62-73
Feb. 1	at North Carolina	L	60-66
4	Duke	W	80-74
8	Clemson	W	65-50
12	at Maryland	L	67-76
16	Wake Forest	W	67-54
19	at N.C. State	L	55-65
22	at Virginia	W	73-71
26	North Carolina	L	58-71
Mar. 6	vs. Maryland	L	47-62
17	at South Alabama	W	67-61
21	at Richmond	L	77-84

2004-05 SCHEDULE

Date	Opponent	Time
Nov. 7	Miami Suns (Exhib.)	2 p.m.
14	Premier Players (Exhib.)	2 p.m.
19	Xavier	8 p.m.
22	at Florida	7 p.m.
26	vs. Appalachian St. 1	6 pm/8 pm
27	Consol./Champ. 1	7 p.m.
Dec. 2	Florida A&M	7 p.m.
12	at New Orleans	3 p.m.
15	Florida Atlantic Univ.	7 p.m.
18	UT-Arlington	2 p.m.
19	at San Juan Shootout2	TBA
28	vs. Louisville3	7 p.m.
29	vs. Montana/Maine3	7 p.m./9 p.m.
31	Colgate	2 p.m.
Jan. 6	Georgia Tech	7 p.m.
9	Miami	1 p.m.
13	at Clemson	7 p.m.
16	Maryland	4 p.m.
20	North Carolina	7 p.m.
24	at Virginia Tech	2 p.m.
27	at Miami	7 p.m.
31	Virginia	2 p.m.
Feb. 3	at Lipscomb Univ.	7 p.m.
6	at Duke	4 p.m.
9	Clemson	7 p.m.
13	at Wake Forest	7 p.m.
17	at N.C. State	3 p.m.
19	Virginia Tech	7 p.m.
27	at Georgia Tech	2 p.m.
Mar. 4-7	ACC Tournament	TBA

1 - Seminole Classic in Tallahassee, Fla.
 2 - San Juan, Puerto Rico
 3 - Montana Invitational in Missoula, Mont.



VIRGINIA



Debbie Ryan
Head Coach

January 28, 2005 • 7 p.m.
University Hall
Charlottesville, Va.
February 13, 2005 • 2 p.m.
Cassell Coliseum
Blacksburg, Va.



Brandi Teamer



CAVALIERS' QUICK FACTS

Location: Charlottesville, Va.
Founded: 1819
Enrollment: 12,784
Conference: Atlantic Coast
Nickname: Cavaliers
Colors: Blue and Orange
Arena: University Hall (8,394)
President: Dr. John T. Casteen III
Athletics Director: Craig Littlepage
2003-04 Record: 13-16
2003-04 Conf. Record/Finish: 6-10/7th
2003-04 Postseason: None
Record vs. Virginia Tech: 24-6

SID: Rich Murray
WBB Contact: Cathy Bongiovi Stewart
SID Office Phone: (434) 982-5500
E-Mail: cab5er@virginia.edu
Address: P.O. Box 400853, 290 Massie Road,
Onesty Hall, Charlottesville, VA 22904
Fax: (434) 982-5525
Press Row: (434) 296-5910
Web Site: www.virginiaports.com
Head Coach: Debbie Ryan (Ursinus, '75)
Record at Virginia (years): 591-240 (27)
Overall Record: Same
Assistants: Tim Taylor (James Madison '89),
Jennifer Hoover (Wake Forest '91), Curtis
Lloyd (Southern Utah '94)

2004-05 ROSTER

No.	Name	Pos.	Ht.	Yr.	Hometown/Previous School
4	Siedah Williams	C	6-2	So.	Cleveland, Ohio/Regina
5	Sharnee Zoll	G	5-7	Fr.	Marlboro, N.J./Highland
10	Brenna McGuire	G	5-11	So.	Winchester, Mass./Buckingham Browne & Nichols School
12	LaTonya Blue	G/F	5-11	Sr.	Baltimore, Md./St. Frances Academy
20	Denesha Kenion	G	5-9	Fr.	Oxon, Md./Oxon Hill
23	Takisha Granberry	G	5-11	Fr.	Charlotte, N.C./West Charlotte
32	Brandi Teamer	F	6-2	Sr.	Joliet, Ill./Miller School
33	Tiffany Sardin	F	6-1	Jr.	Chicago, Ill./John Marshall
40	Kate Kreager	F	6-3	Sr.	Oak Hill, Va./Chantilly HS
44	Jocelyn Logan-Friend	F	6-1	Sr.	Cheverly, Md./St. John's
54	Lynette O'Reggio	C	6-4	Sr.	Bowie, Md./Elizabeth Seton

2003-04 RESULTS

Date	Opponent	W/L	Result
Nov. 21	UNC Greensboro	W	71-44
23	Virginia Tech	L	62-63
28	vs. Arizona1	W	70-65
29	vs. Texas1	L	54-74
30	vs. Hartford1	L	63-74
Dec. 5	at Long Island	W	76-59
18	at St. Joseph's	L	67-74
20	Wagner	W	87-53
28	Temple2	W	72-71
29	Minnesota2	L	53-73
Jan. 2	Clemson	L	55-58
25	at Maryland	L	55-69
7	Radford	W	70-35
12	Georgia Tech	W	60-59
15	at N.C. State	W	66-62
18	Duke	L	52-63
23	at Florida State	WOT	82-80
25	at Clemson	L	56-60
29	North Carolina	L	70-75
Feb. 1	at Wake Forest	W	62-61
5	Maryland	W	64-51
8	at Georgetown	W	52-45
12	at Georgia Tech	L	55-65
15	N.C. State	L	67-72
19	at Duke	L	54-87
22	Florida State	L	71-73
26	Wake Forest	W	75-61
29	at North Carolina	L	64-70
Mar. 29	vs. North Carolina	L	45-64

1 - Rainbow Wahine Classic in Honolulu, Hawaii
2 - Cavalier Classic in Charlottesville, Va.

2004-05 SCHEDULE

Date	Opponent	Time
Nov. 11	vs. Arizona St.1	5 p.m.
19	at Cleveland St.	7 p.m.
23	Delaware State	7 p.m.
27	Richmond	7 p.m.
30	Liberty	7 p.m.
Dec. 4	vs. Houston2	1 p.m.
5	vs. Northwestern2	1 p.m.
10	Old Dominion	7 p.m.
21	St Francis Pa	7 p.m.
28	Albany3	7 p.m.
Jan. 2	South Carolina	12:30 p.m.
6	at Wake Forest	7 p.m.
10	at Georgia Tech	7 p.m.
14	Duke	6:30 p.m.
16	Clemson	1 p.m.
20	at Maryland	7 p.m.
23	Dartmouth	2 p.m.
28	Virginia Tech	7 p.m.
31	at Florida State	7 p.m.
Feb. 3	at N.C. State	7 p.m.
7	North Carolina	7 p.m.
10	Miami	7 p.m.
13	at Virginia Tech	2 p.m.
20	Maryland	4 p.m.
24	at North Carolina	7 p.m.
27	Wake Forest	2 p.m.
Mar. 4-7	ACC Tournament	TBA

1 - Women's Sports Foundation Classic in Baton Rouge, La.
2 - Mildred & Roger L. White Invitational in Evanston, Ill.
3 - Cavalier Classic in Charlottesville, Va.

WAKE FOREST



Mike Peterson
Head Coach

January 31, 2005
7 p.m.
Cassell Coliseum
Blacksburg, Va.



Elizabeth Strunk

DEMON DEACONS' QUICK FACTS

Location: Winston-Salem, N.C.
Founded: 1834
Enrollment: 3,950
Conference: Atlantic Coast
Nickname: Demon Deacons
Colors: Old Gold & Black
Arena: Lawrence Joel Memorial Coliseum (14,407)
President: Dr. Thomas K. Hearn, Jr.
Athletics Director: Ron Wellman
2003-04 Record: 12-17
2003-04 Conf. Record/Finish: 4-12/9th
2003-04 Postseason: None
Record vs. Virginia Tech: 1-1

SID: Dean Buchan
WBB Contact: Samantha Perry
SID Office Phone: (336) 758-5640
E-Mail: perrygb@wfu.edu
Address: P.O. Box 7426 Reynolds Station
Winston-Salem, NC 27104
Fax: (336) 758-5140
Press Row: (336) 727-2945
Web Site: www.wakeforestsports.com
Head Coach: Mike Peterson
Record at WFU (years): 0-0 (1)
Career Record: 188-127 (11 years)
Assistants: Fred Applin (Elon, '85) Natasha Adair
(South Florida, '94) Amy Waugh (Xavier, '03)

2004-05 ROSTER

No.	Name	Pos.	Ht.	Yr.	Hometown/Previous School
1	Porsche' Jones	G	5-3	Jr.	Winston-Salem, N.C./Carver HS
4	Elizabeth Strunk	G/F	6-1	Jr.	Chattanooga, Tenn./Chattanooga Christian HS
10	Sandi James	C	6-6	Jr.	Columbia, Md./Long Reach HS
12	Tiara Good	G	5-9	So.	Jonesville, S.C./Jonesville HS
13	Cotelia Bond-Young	G	5-7	Jr.	Landover, Md./Elizabeth Seton HS
23	Keila Evans	F	6-3	Jr.	Baltimore, Md./St. Frances HS
25	Maya Bennett	C	6-2	So.	Pilot Mountain, N.C./East Surry HS
32	Jennifer Johnson	G/F	6-1	Sr.	Mt. Juliet, Tenn./Mt. Juliet HS
33	Meredith Bell	G	5-9	Sr.	Waldorf, Md./Westlake HS
34	Melissa Washington	C	6-5	So.	Upper Marlboro, Md./Largo HS
43	Erin Ferrell	F	6-0	Sr.	Gaithersburg, Md./The Bullis School
—	Christen Brown	F	6-2	Fr.	Dalton, Ga./Dalton HS
—	Tara Tate	G	5-10	Fr.	Morgantown, N.C./Freedom HS

2003-04 RESULTS

Date	Opponent	W/L	Result
Nov. 21	at Loyola	W	66-51
24	Hampton	W	64-53
28	vs. Nicholls State1	W	79-47
29	vs. Purdue1	L	57-76
Dec. 2	at Marshall	L	49-60
5	Duke	L	55-88
14	N.C. A&T	W	87-29
15	Florida A&M	W	87-57
19	at Princeton	W	58-41
21	East Carolina	L	64-68
28	vs. Holy Cross2	W	85-56
29	vs. Virginia Tech2	L	59-70
Jan. 2	at North Carolina	L	79-90
4	at N.C. State	W	70-66
9	Maryland	L	58-75
15	Florida State	L	73-81
21	at Clemson	L	68-71
26	North Carolina	W	69-67
29	at Georgia Tech	W	57-55
Feb. 1	Virginia	L	61-62
5	N.C. State	L	66-70
9	at Maryland	L	56-73
12	at Duke	L	55-80
16	at Florida State	L	54-67
22	Clemson	L	55-72
26	at Virginia	L	61-75
29	Georgia Tech3	W	63-61
Mar. 5	vs. Georgia Tech3	W	61-59
6	vs. Duke3	L	59-77

1 - Central Florida Tournament in Orlando, Fla.
2 - Lady Luck Classic in Blacksburg, Va.
3 - ACC Tournament in Greensboro, N.C.

2004-05 SCHEDULE

Date	Opponent	Time
Nov. 12	Basketball Travelers (exhib.)	TBA
19	Hampton	TBA
26	Princeton	7 p.m.
28	Stetson	noon
30	Davidson	7 p.m.
Dec. 12	N.C. A&T	7 p.m.
4	Providence	5:30 p.m.
12	East Carolina	TBA
17	Hawaii	7 p.m.
18	Houston/Oklahoma St	5 p.m.
21	Loyola	11 a.m.
28	Alabama A&M	TBA
30	Kentucky	7 p.m.
Jan. 3	N.C. State	8 p.m.
6	Virginia	7 p.m.
10	Savannah St	7 p.m.
13	Miami	7 p.m.
19	Duke	7 p.m.
23	Clemson	3 p.m.
27	North Carolina	7 p.m.
31	Virginia Tech	7 p.m.
Feb. 6	Georgia Tech	3 p.m.
10	Maryland	7 p.m.
13	Florida St.	7 p.m.
16	North Carolina	7 p.m.
21	Clemson	7 p.m.
24	N.C. State	7 p.m.
27	Virginia	2 p.m.
Mar. 4-7	ACC Tournament	TBA



RICHMOND

February 2, 2005
7 p.m.
Cassell Coliseum
Blacksburg, Va.



JoAnne Boyle
Head Coach



Kate Flavin



SPIDERS' QUICK FACTS

Location: Richmond, Va.
Founded: 1830
Enrollment: 2,950
Conference: Atlantic 10
Nickname: Spiders
Colors: Red and Blue
Arena: Robins Center (9,071)
President: Dr. William E. Cooper
Athletics Director: Jim Miller
2003-04 Record: 23-10
2003-04 Conf. Record/Finish: 11-5/2nd west
2003-04 Postseason: WNIT semifinals
Record vs. Virginia Tech: 4-3

SID: Simon Gray
WBB Contact: Lynn Busby
SID Office Phone: (804) 287-6312
E-Mail: nbusby@richmond.edu
Address: Robins Center, University of Richmond,
Va. 23173
Fax: (804) 289-8820
Press Row: (804) 289-8806
Web Site: www.richmondspiders.com
Head Coach: JoAnne Boyle (Duke '85)
Record at Richmond (years): 44-21 (2)
Career Record: same
Assistants: Ginny Doyle (Richmond '92), Lindsay
Gottlieb (Brown '99), Kim Hairston
(Richmond '00)

2004-05 ROSTER

No.	Name	Pos.	Ht.	Yr.	Hometown/Previous School
2	Amber Petillon	C	6-4	Jr.	Brick, N.J./Brick Township (Rutgers)
5	Saona Chapman	G	5-8	Jr.	Voluntown, Conn./Norwich Free Academy (Rutgers)
12	Mirna Mazic	F	6-2	Fr.	Zagreb, Croatia/IV High School
13	Araceli Gil	G	5-3	Jr.	Santa Barbara, Calif./Santa Barbara
14	Alison Mitchell	F/C	6-3	Jr.	Annandale, Va./Paul VI Catholic
15	DeUnna Hendrix	G	5-9	So.	Kokomo, Ind./Kokomo
22	Kelly Roche	F	6-3	So.	Wappinger Falls, N.Y./Our Lady of Lourdes
23	Ania Grabias	G	6-0	Jr.	Bilgoraj, Poland/Seward County CC
32	Johanna McKnight	G	5-9	Fr.	Kenner, La./John Curtis Christian
33	Kate Flavin	F	6-1	Sr.	Englewood, Colo./Cherry Creek
34	Sandie Walker	F	6-1	Sr.	York, Pa./William Penn
35	Christina Campion	F	6-0	So.	Hamilton Square, N.J./Peddie School
45	Tanja Miranovic	G	5-8	Fr.	Subotica, Serbia/Bosa Milicevic

2003-04 RESULTS

Date	Opponent	W/L	Result
Nov. 21	at Delaware	W	80-78
25	Florida	W	98-88
29	vs. Georgia Southern1	W	59-48
30	at UNLV1	L	57-67
4	at Georgetown	W	62-60
17	vs. Arkansas State2	W	76-56
18	at LSU2	L	53-76
21	at Miami	L	73-80
28	William & Mary	W	87-58
31	VCU	W	75-58
3	at Dayton	W	66-51
5	at Xavier	WOT	82-79
9	Rhode Island	W	73-50
12	La Salle	W	74-50
16	at George Washington	L	60-86
18	Duquesne	W	82-61
23	at Temple	LOT	70-72
25	at La Salle	L	67-70
Feb. 1	at Saint Joseph's	L	48-58
8	George Washington	L	48-69
13	Dayton	W	67-44
15	Xavier	W	74-45
19	at Fordham	W	66-39
22	Massachusetts	W	77-49
26	at Duquesne	W	79-60
29	St. Bonaventure	W	80-52
Mar. 6	vs. Rhode Island3	W	58-50
7	vs. Temple3	L	62-84
18	vs. South Florida4	W	63-55
21	vs. Florida State4	W	84-77
24	vs. Western Michigan4	W	63-57
27	vs. Creighton4	L	72-81

1 - UNLV Lady Rebel Shootout in Las Vegas, Nev.
2 - LSU www.womenscollegehoops.com Classic in Baton Rouge, La.
3 - Atlantic 10 Championships
4 - WNIT

2004-05 SCHEDULE

Date	Opponent	Time
Nov. 12	Team Concept (exhib.)	7 p.m.
20	Southwest Missouri St.	2 p.m.
23	at Liberty	2 p.m.
27	at Virginia	7 p.m.
Dec. 1	Georgetown	TBA
5	at VCU	2 p.m.
15	Howard	7 p.m.
18	Sacred Hart	2 p.m.
21	at Florida	1 p.m.
29	at Dartmouth1	6 p.m.
30	vs. DePaul1	4 p.m.
30	vs. Valparaiso1	6 p.m.
Jan. 4	at La Salle	TBA
7	Dayton	TBA
9	at St. Bonaventure	12 p.m.
14	Fordham	TBA
16	Duquesne	TBA
20	at George Washington	TBA
23	Temple	2 p.m.
27	at Duquesne	TBA
30	Saint Joseph's	TBA
Feb. 2	at Virginia Tech	7 p.m.
6	Xavier	TBA
10	at Rhode Island	TBA
13	George Washington	TBA
17	La Salle	TBA
20	at Massachusetts	TBA
25	at Xavier	TBA
Mar. 27	at Dayton	12 p.m.
Mar. 4-7	Atlantic 10 Tournament	TBA

1 - Dartmouth Blue Sky Classic in Hanover, N.H.

MIAMI

February 6, 2005 • 4 p.m.
Convocation Center
Coral Gables, Fla.
February 27, 2005 • 1 p.m.
Cassell Coliseum
Blacksburg, Va.



Ferne Labati
Head Coach



Tamara James



HURRICANES' QUICK FACTS

Location: Coral Gables, Fla.
Founded: 1926
Enrollment: 15,248
Conference: Atlantic Coast
Nickname: Hurricanes
Colors: Orange, Green & White
Arena: Convocation Center (7,000)
President: Dr. Donna E. Shalala
Athletics Director: Paul Dee
2003-04 Record: 22-7
2003-04 Conf. Record/Finish: 11-5
2003-04 Postseason: NCAA first round
Record vs. Virginia Tech: 3-2

SID: Mark Pray
WBB Contact: Scott Moody
SID Office Phone: (305) 284-3236
E-Mail: smooody@miami.edu
Address: 5821 San Amaro Drive, Coral Gables, FL
33146
Fax: (305) 284-2807
Press Row: (305) TBA
Web Site: www.hurricanesports.com
Head Coach: Ferne Labati (East Stroudsburg '67)
Record at Hurricanes (years): 290-179 (16)
Career Record: 426-301 (25)
Assistants: Robin Harmony (Miami '84), Meghan
Burke (St. John's '96), Jackie Moore
(Armstrong State '91)

2004-05 ROSTER

No.	Name	Pos.	Ht.	Yr.	Hometown/Previous School
00	Amy Audibert	P	6-3	So.	Niagara Falls, Ontario/A.N. Myer
1	Tatjana Marincic	G/F	6-2	Jr.	Mississauga, Ontario/T.L. Kennedy
2	Tamara James	G/F	5-9	Jr.	Dania, Fla./South Broward
3	Melissa Knight	F	5-11	Sr.	Philadelphia, Pa./William Penn Charter
4	Lamese James	F/C	6-0	Fr.	Dania, Fla./South Broward/Patterson School
5	Imani Dhahabu	F/C	6-1	So.	Vallejo, Calif./Salesian
10	Yalonda McCormick	G	5-8	Sr.	Miami, Fla./Monsignor Pace
20	Albrey Grimley	G	5-9	Fr.	Fort Pierce, Fla./Centennial
21	Sandra Jansson	G	5-6	So.	Soldartelja, Sweden/Vastergardsgymnasiet
22	Fallon Phanord	G	5-8	Sr.	Aventura, Fla./Dr. Michael M. Krop
33	Marianne Curtis	G	5-8	Fr.	Miami, Fla./Miami Sunset
34	Alexandria Fernander	F/C	6-2	Jr.	Nassau, Bahamas/Miami Dade CC
40	Katie Hayek	G	5-9	Jr.	Lancaster, Pa./Lancaster Catholic
50	Juana Jones	F	6-1	Fr.	Newport News, Va./Menchville

2003-04 RESULTS

Date	Opponent	W/L	Result
Nov. 22	at Morehead State1	W	93-54
23	vs. Eastern Kentucky1	W	90-81
25	at South Florida	W	62-55
28	vs. Weber State2	W	82-60
29	Bradley3	W	70-52
Dec. 2	Florida International	W	78-58
12	Florida	W	80-75
16	Dartmouth	W	74-53
21	Richmond	W	80-73
28	Toledo3	W	68-57
29	Vanderbilt3	W	79-57
Jan. 3	at St. John's	W	79-60
7	at Villanova	L	55-58
10	at Boston College	W	70-66
14	Georgetown	W2OT	57-55
17	Pittsburgh	W	77-68
20	at Providence	W	86-67
28	Notre Dame	L	50-59
31	Rutgers	L	69-76
Feb. 8	at Connecticut	L	65-83
10	St. John's	W	85-74
14	at Virginia Tech	W	65-56
18	at Syracuse	W	85-65
21	Seton Hall	W	81-43
25	at Notre Dame	L	58-93
28	West Virginia	W	82-74
Mar. 2	Providence	W	81-62
7	vs. Boston College4	L	53-65
21	vs. Maryland5	L	85-86

1 - Morehead State Tourism Commission Tip-Off Classic in Morehead, Ky.
2 - St. Mary's (Calif.) Tourn. in Moraga, Calif.
3 - Gatorade Holiday Classic in Coral Gables, Fla.
4 - BIG EAST Tournament in Hartford, Conn.
5 - NCAA Tournament in Baton Rouge, La.

2004-05 SCHEDULE

Date	Opponent	Time
Nov. 3	Exhibition	7 p.m.
13	Exhibition	7 p.m.
19	Gardner Webb1	7 p.m.
21	UCLA/TCU1	12/2 p.m.
23	at Hartford	7 p.m.
26	vs. Oregon2	4 p.m.
27	Long Island/Maryland-ES2	2/4 p.m.
30	at George Mason	7 p.m.
Dec. 4	at Florida International	7 p.m.
6	at Texas Tech	7 p.m.
13	UCF	7 p.m.
20	Montana	7 p.m.
28	Fairfield3	7 p.m.
29	Loyola/Hofstra	5/7 p.m.
Jan. 2	Coppin State	Noon
9	at Florida State	1 p.m.
13	Wake Forest	7 p.m.
17	at North Carolina	2 p.m.
20	at NC State	7 p.m.
23	Florida Tech	4 p.m.
27	Florida State	7 p.m.
31	at Clemson	7 p.m.
Feb. 3	Duke	7 p.m.
6	Virginia Tech	4 p.m.
10	at Virginia	7 p.m.
14	NC State	7 p.m.
17	Maryland	7 p.m.
24	at Duke	7 p.m.
27	at Virginia Tech	1 p.m.

1 - Hurricane Classic in Coral Gables, Fla.
2 - Island University Tournament in Brooklyn, N.Y.
3 - Holiday Classic in Coral Gables, Fla.



NORTH CAROLINA

February 11, 2005
7 p.m.

Carmichael Auditorium
Chapel Hill, N.C.



Sylvia Hatchell
Head Coach



Nikita Bell



TAR HEELS' QUICK FACTS

Location: Chapel Hill, N.C.
Founded: 1789
Enrollment: 25,480 (15,844 undergraduates)
Conference: Atlantic Coast
Nickname: Tar Heels
Colors: Carolina Blue and White
Arena: Carmichael Auditorium (10,180)
Cancellor: Dr. James Moeser
Athletics Director: Dick Baddour
2003-04 Record: 24-7
2003-04 Conf. Record/Finish: 12-4/2nd
2003-04 Postseason: NCAA first round
Record vs. Virginia Tech: 6-2

SID: Steve Kirschner
WBB Contact: Dana Gelin
SID Office Phone: (919) 962-0083
E-Mail: dgelin@unca.unc.edu
Address: P.O. Box 2126, Chapel Hill, N.C. 27515
Fax: (919) 962-0612
Press Row: (919) 843-9509
Web Site: www.TarHeelBlue.com
Head Coach: Sylvia Hatchell (Carson-Newman '74)
Record at North Carolina (years): 382-182 (18)
Career Record: 654-262 (29)
Assistants: Andrew Calder (Coker '74), Tracy Williams (UNC Pembroke '86), Charlotte Smith-Taylor (UNC '95)

2004-05 ROSTER

No.	Name	Pos.	Ht.	Yr.	Hometown/Previous School
2	Erlana Larkins	F	6-2	Fr.	Riviera Beach, Fla./The Benjamin School
11	Alex Miller	G	5-7	Fr.	Durham, N.C./Hillside
20	Ivory Latta	G	5-6	So.	McConnells, S.C./York Comprehensive
20	Camille Little	F/G	6-1	So.	Winston-Salem, N.C./Carver
21	Jennifer Nelms	G	5-7	Sr.	Spotsylvania, Va./Spotsylvania
22	La'Tangela Atkinson	G/F	6-1	Jr.	Bishopville, S.C./Lee Central
25	Leah Metcalf	G	5-7	Sr.	Charlotte, N.C./Charlotte Christian
30	Nikita Bell	F/G	6-0	Sr.	Columbus, Ga./Spencer
33	Kenya McBee	F	6-3	Sr.	Greenville, S.C./Wade Hampton
35	Tiffany Tucker	C	6-5	Jr.	Colonial Heights, Va./Matoaca
44	Jessica Sell	G	5-11	Jr.	Barrackville, W. Va./North Marion
32	LaToya Pringle	F/C	6-3	Fr.	Fayetteville, N.C./Seventy-First
31	Laydrillia Grant	C	6-3	Fr.	Edgemoor, S.C./Lewisville

2003-04 RESULTS

Date	Opponent	W/L	Result
Nov. 21	St. Francis (Pa.)	W	80-44
23	Hofstra	W	92-45
25	at Kentucky	W	75-59
29	UMBC	W	76-34
Dec. 3	Tennessee-Martin	W	101-63
5	South Carolina State	W	90-51
7	at Old Dominion	L	68-73
13	Wofford	W	94-40
17	Western Michigan	W	81-52
20	vs. South Carolina	W	77-53
30	Penn State	W	73-60
26	Wake Forest	W	90-79
4	Clemson	W	72-47
8	at N.C. State	W	58-57
11	at Duke	L	57-79
19	at Maryland	W	72-59
22	Georgia Tech	W	63-56
26	at Wake Forest	L	67-69
29	at Virginia	W	75-70
Feb. 1	Florida State	W	66-60
5	at Clemson	W	72-41
8	N.C. State	L	54-62
14	Duke	L	79-89
19	Maryland	W	79-64
23	at Georgia Tech	W	58-46
26	Florida State	W	71-58
29	Virginia	W	70-64
Mar. 6	vs. Virginia1	W	64-45
7	vs. NC State1	W	75-64
8	vs. Duke1	L	47-63
21	vs. Middle Tenn.2	L	62-67

1 - ACC Championships
2 - NCAA Tournament

2004-05 SCHEDULE

Date	Opponent	Time
Nov. 19	Elon	7 p.m.
21	vs. Connecticut1	2:30 p.m.
23	Charleston Southern	7 p.m.
27	vs. Villanova2	2 p.m.
28	UNLV2	TBA
Dec. 1	Wofford	7 p.m.
2	UT-Martin	7 p.m.
5	at Penn State	2 p.m.
12	Coastal Carolina	1 p.m.
19	vs. Georgia State	3 p.m.
28	Lipscomb	2 p.m.
30	Old Dominion	2 p.m.
Jan. 6	Winthrop	7 p.m.
9	at Maryland	6:30 p.m.
14	at N.C. State	8:30 p.m.
17	Miami	2 p.m.
20	at Florida State	7 p.m.
24	Duke	7:30 p.m.
27	Wake Forest	7 p.m.
30	at Georgia Tech	2 p.m.
Feb. 4	Clemson	7 p.m.
7	at Virginia	7 p.m.
11	Virginia Tech	7 p.m.
16	at Wake Forest	7 p.m.
20	N.C. State	4 p.m.
24	Virginia	7 p.m.
27	at Duke	8 p.m.
Mar. 4	ACC Tournament	TBA

1 - Jimmy V Classic in Raleigh, N.C.
2 - UNLV Lady Rebel Shootout in Las Vegas, Nev.

GEORGIA TECH

February 16, 2005
7 p.m.

Cassell Coliseum
Blacksburg, Va.



MaChelle Joseph
Head Coach



Kasha Terry



YELLOW JACKETS' QUICK FACTS

Location: Atlanta, Ga.
Founded: 1855
Enrollment: 16,000
Conference: Atlantic Coast
Nickname: Yellow Jackets, Rambling Wreck
Colors: Old Gold and White
Arena: Alexander Memorial Coliseum at McDonald's Center (9,191)
President: Dr. G. Wayne Clough
Athletics Director: Dave Braine
2003-04 Record: 14-15
2003-04 Conf. Record/Finish: 5-11/8th
2003-04 Postseason: None
Record vs. Virginia Tech: 0-1

SID: Allison George
WBB Contact: Cheryl Watts
SID Office Phone: (404) 894-5445
E-Mail: cwatts@at.gtaa.gatech.edu
Address: 150 Bobby Dodd Way, Atlanta, Ga. 30332
Fax: (404) 894-1248
Press Row: (404) 894-5458
Web Site: www.ramblinwreck.com
Head Coach: MaChelle Joseph (Purdue '92)
Record at Georgia Tech (years): 14-15 (1)
Career Record: same
Assistants: Mack McCarthy (Virginia Tech '74), Art Prevost (Lamar '90), Sytia Messer (Arkansas '99)

2004-05 ROSTER

No.	Name	Pos.	Ht.	Yr.	Hometown/Previous School
2	Shantrell Moss	G/F	5-9	Fr.	Fort Lauderdale, Fla./Pompano Beach
3	Stephanie Higgs	G	5-9	So.	Lawrenceville, Ga./Central Gwinnett
5	Jill Ingram	G	5-9	Fr.	Charlotte, N.C./Providence Day School
11	Giuliett Ancora	G	5-11	Fr.	Melbourne, Australia/St. Columba's College
15	Megan Harpring	G	5-9	Jr.	Dunwoody, Ga./Marist
21	Janie Mitchell	F	6-0	Fr.	Jackson, Miss./Callaway
23	Maya Monroe	F	6-2	Sr.	Berkeley Heights, N.J./Governor Livingston
25	Kenrina Wilson	F	6-1	So.	Deerfield Beach, Fla./Deerfield Beach
32	Jessica Williams	F	6-1	Jr.	Riverdale, Ga./Riverdale
35	Kasha Terry	F/C	6-3	Jr.	Douglasville, Ga./Douglas County
42	Ashley Guerrant	C	6-3	Jr.	East Lansing, Mich./East Lansing
43	Chioma Nnamaka	G	5-11	Fr.	Uppsala, Sweden/Fryshuset Kunskaups Centrum
44	Cheytria Phillips	G/F	6-0	Jr.	Raleigh, N.C./Southeast Raleigh
45	Daphne Mitchell	F	6-3	Fr.	Atlanta, Ga./Woodward Academy

2003-04 RESULTS

Date	Opponent	W/L	Result
Nov. 8	Premier Players (exhib.)	L	59-65
21	at Florida Atlantic	W	73-62
27	vs. James Madison1	W	60-53
28	vs. West Virginia1	L	61-75
29	vs. SW Missouri St.1	W	78-71
Dec. 2	Davidson	W	60-54
6	at Georgia St	W	69-64
14	UCF	W	70-48
18	at Old Dominion	L	56-67
21	at Princeton	W	67-66
27	vs. Georgia	L	62-78
18	Clemson	L	61-75
30	William & Mary2	W	67-57
31	Florida A&M2	W	84-45
Jan. 2	Florida State	W	66-59
8	Duke	L	45-77
12	at Virginia	L	59-60
15	at Maryland	L	87-91
18	Clemson	L	61-75
22	at North Carolina	L	56-83
25	at Florida State	W	73-62
29	Wake Forest	LOT	55-57
Feb. 1	N.C. State	L	71-75
7	at Duke	L	41-81
12	Virginia	W	65-55
15	Maryland	W	58-57
19	at Clemson	L	47-59
23	North Carolina	L	46-58
26	N.C. State	W	76-61
29	at Wake Forest	L	61-63
Mar. 5	vs. Wake Forest3	L	59-61

1 - Paradise Jam in St. Thomas, U.S. Virgin Islands
2 - Atlanta Marriott Northwest Holiday Invitational in Atlanta, Ga.
3 - ACC Tournament

2004-05 SCHEDULE

Date	Opponent	Time
Nov. 2	Premier Players (Exhib.)	7 p.m.
19	Georgia State	8 p.m.
23	Old Dominion	6 p.m.
28	Princeton	2 p.m.
Dec. 3	Georgia	7 p.m.
5	Grambling State	2 p.m.
12	at Tulsa	TBA
17	at St. John's	7 p.m.
21	Samford	2 p.m.
30	Mississippi Valley State1	TBA
31	TBA1	TBA
Jan. 3	UAB	7 p.m.
6	at Florida State	7 p.m.
10	Virginia	7 p.m.
13	Maryland	7 p.m.
17	at Duke	7 p.m.
23	at Miami	4 p.m.
26	Clemson	7 p.m.
30	North Carolina	2 p.m.
Feb. 3	at Maryland	7 p.m.
6	at Wake Forest	3 p.m.
10	N.C. State	7 p.m.
13	Arkansas	1 p.m.
16	at Virginia Tech	7 p.m.
20	Duke	1 p.m.
24	at Clemson	7 p.m.
Mar. 4	ACC Tournament	TBA

1 - GT Holiday Tourney in Atlanta, Ga.



THE HOKIES' TRAVEL PLANS

SUBWAY BASKETBALL CLASSIC

Depart Thur., Nov. 18 from Roanoke Regional Airport for Minneapolis, Minn.
Return Sun., Nov. 21 by plane.

Sheraton Four Points
1330 Industrial Boulevard
Minneapolis, MN 55413
Phone: 612-455-6323

JAMES MADISON

Depart Mon., Nov. 22 for Harrisonburg, Va. by bus.
Return following game by bus.

Harrisonburg Four Points Sheraton
1400 E. Market Street
Harrisonburg, VA 22801
Phone: 540-433-2521

OLD DOMINION

Depart Fri., Nov. 26 for Norfolk, Va. by bus.
Return following game by bus.

Downtown Sheraton Waterside
777 Waterside Drive
Norfolk, VA 23510
Phone: 757-622-6664

LIBERTY

Depart Mon., Nov. 6 for Lynchburg, Va. by bus.
Return following game by bus.

Wingate Inn
3777 Candler's Mtn. Road
Lynchburg, VA 24502
Phone: 434-845-1700 ext. 121

DUEL IN THE DESERT

Depart Thur., Dec. 16 from Roanoke Regional Airport for Las Vegas, Nev.
Return Mon., Dec. 20 by plane.

New York New York
3790 Las Vegas Blvd., South
Las Vegas, NV 89109
1-866-815-4365

DUKE

Depart Sat., Jan. 8 for Durham, N.C. by bus.
Return following game.

Washington Duke Inn
3001 Cameron Blvd.
Durham, NC 27705
Phone: 919-490-0999

CLEMSON

Depart Wed., Jan. 9 from Roanoke Regional Airport for Clemson, S.C.
Return following game by plane.

Martin Inn Conference Center
120 Madren Center Dr.
Clemson, SC 29634
Phone: 864-654-9020



VIRGINIA

Depart. Thur., Jan. 27 for Charlottesville, Va. by bus.
Return following game by bus.

Martin Inn Conference Center
120 Madren Center Dr.
Clemson, SC 29634
Phone: 864-654-9020

MIAMI

Depart Sat., Feb. 5 from Roanoke Regional Airport for Miami, Fla.
Return following game by plane.

Omni Colonnade Hotel
180 Aragon Avenue
Coral Gables, FL 33134
Phone: 305-569-6579

NORTH CAROLINA

Depart Thur., Feb. 10 for Chapel Hill, N.C. by bus.
Return following game by bus.

Homewood Suites
3600 Mount Moriah Road
Durham, NC 27707
Phone: 919-401-0610

FLORIDA STATE

Depart Fri., Feb. 18 from Roanoke Regional Airport for Tallahassee, Fla.
Return Sun, Feb. 20 by plane.

Doubletree
101 South Adams St.
Tallahassee, FL 32301
Phone: 850-224-5000 ext.7255

MARYLAND

Depart Wed., Feb. 23 from Roanoke Regional Airport for College Park, Md.
Return following game by plane.

Maryland Conference Center
3501 University Blvd. East
Adelphi, MD 20783
Phone: 301-985-7300

ACC TOURNAMENT

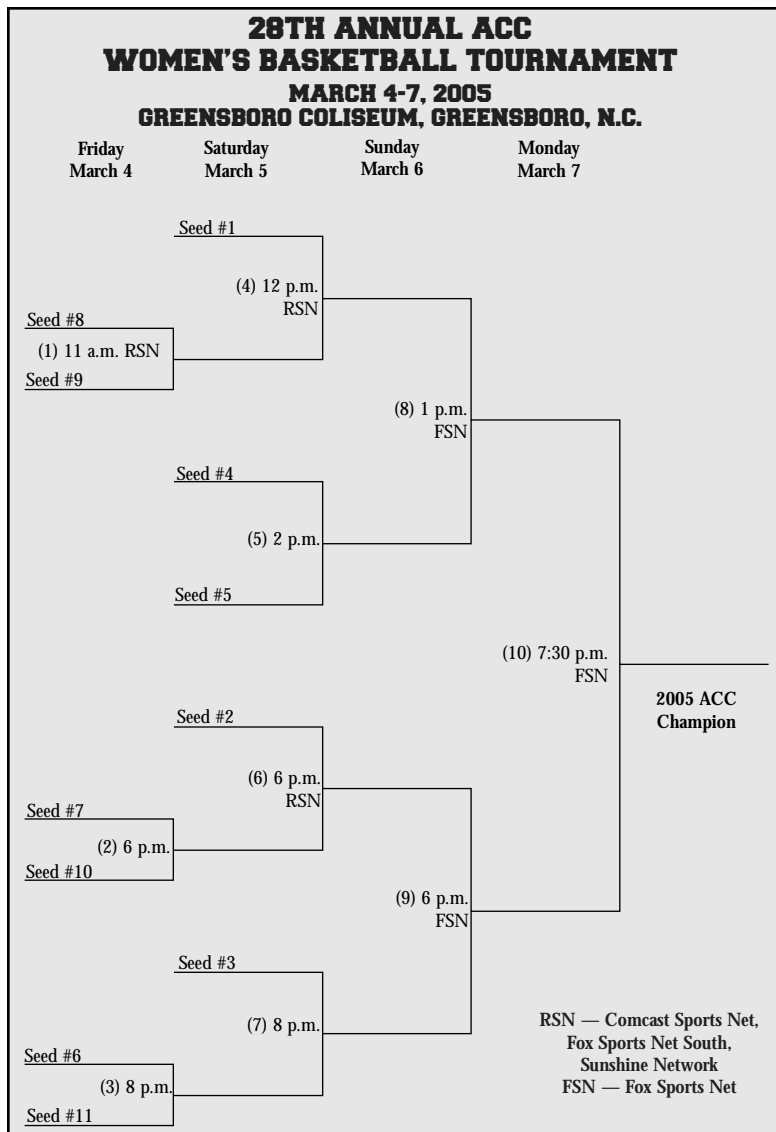
Travel TBA
Greensboro Marriott Downtown
304 N. Greene St.
Greensboro, NC 27401
Phone: 336-387-8011



The Hokies will be staying at the New York, New York resort in fabulous Las Vegas while participating in the "Duel in the Desert" in December.



ACC TOURNAMENT



1 is the same as 0-2; 0-2 is the same as 0-4). If the winning percentage of the tied teams is equal against a team, or a group of tied teams, continue down through the standings until one team gains an advantage.

(3) If three or more teams are tied in the standings, the following procedures will be used:

a. The combined record of conference games between the tied teams involved will be compiled. Ties will be broken, and seedings assigned, based on the winning percentage of the combined conference records. The higher winning percentage shall prevail, even if the number of games played against the team or group is unequal (i.e., 2-0 is better than 3-1; 1-0 is the same as 2-0; 2-0 is the same as 4-0; 2-1 is the same as 4-2; 1-0 is better than 1-1; 0-1 is the same as 0-2; 0-2 is the same as 0-4).

b. If procedure (a) fails to break the tie, then each tied team's record shall be compared to the team occupying the highest position in the final regular-season standings, continuing down through the standings until one team gains an advantage by a higher winning percentage.

c. If the tie is broken by (a) or (b) regarding one of more teams, but three or more teams remain tied, then procedures (a) and (b) will be re-applied among those tied teams only.

d. If two teams remain tied, procedures (1) and (2) will be followed.

(4) If there is more than one tie in the standings, and when utilizing the tie-breaking procedures there are a pair of teams tied, a team's record against the combined tied teams (prior to their own tie-breaking procedures) is used, rather than performance against the individual tied teams.

(5) If procedures (2) and/or (3) fail to establish an advantage, a coin flip to break the tie will be conducted by the commissioner after the final regular season game before the Conference Championship.

(6) If a coin flip or draw (for a three or more team tie) is required, the procedure takes place immediately following the conclusion of the last regular season game prior to the Conference Championship. The procedure is administered by the commissioner or a designated assistant. This session is open to the media and to athletics department representatives from the tied teams.

ACC TOURNAMENT SEEDING

Seeding for the Basketball Championship will be determined by the regular season Conference standings. In case of a tie, the following formula will be used:

(1) When two teams are tied in the standings, regular season head to-head results are used as the tiebreaker.

(2) If the tied teams played each other twice in the regular season and split their games, then each team's record vs. the team occupying the highest position in the final regular season standings (or in case of a tie for first place, the next highest position in the regular season standings) and then continuing down through the standings until one team gains an advantage.

a. When arriving at another pair of tied teams while comparing records, use each team's record against the collective tied teams as a group (prior to their own tie-breaking procedures), rather than the performance against the individual tied teams.

b. When comparing records against a single team or a group of teams, the higher winning percentage shall prevail, even if the number of games played against a team or group is unequal. (i.e., 2-0 is better than 3-1; 1-0 is the same as 2-0; 2-0 is the same as 4-0; 2-1 is the same as 4-2; 1-0 is better than 1-1; 0-

THE BUILDINGS

In the past 27 years of the ACC Women's Basketball Tournament, there have been eight different sites. The inaugural tournament was held in 1978 at University Hall on the campus of the University of Virginia in Charlottesville. The Tournament then moved to Reynolds Coliseum in Raleigh, N.C., in 1979, hosted by North Carolina State University. The University of Maryland's Cole Field House in College Park was the site of the 1980 Tournament, while Clemson University's Littlejohn Coliseum, was home to the 1981 event. It returned to Reynolds Coliseum in 1982.

The Conference Tournament remained in North Carolina from 1983 to 1991, hosted by Fayetteville's Cumberland County Memorial Arena. The Tournament then moved to Winthrop Coliseum in Rock Hill, S.C. for a four year span (1992-96), until the 1997 move to Independence Arena in Charlotte, N.C., which hosted the event for three years.

Over the last five years, the ACC Women's Basketball Tournament was held in the Greensboro Coliseum, which will also serve as its home through the 2009 Tournament.



ALL-TIME SERIES

Opponent	Record	Streak	Last Meeting
Air Force	1-0	Won 1	W, 75-70, Nov. 27, 1991
Akron	2-0	Won 2	W, 80-59, Dec. 28, 1998
Alabama	1-0	Won 1	W, 68-51, Dec. 7, 2003
American	1-1	Won 1	W, 92-57, Dec. 4, 1981
Appalachian State	11-2	Won 3	W, 75-55, Nov. 30, 1999
Arkansas State	0-0		First Meeting
Auburn	1-4	Won 1	W, 76-61, Mar. 15, 1999
Boston College	4-2	Won 2	W, 80-64, Jan. 24, 2004
Bradley	2-0	Won 2	W, 76-62, Jan. 12, 1994
Bridgewater	2-1	Won 1	W, 70-58, Dec. 6, 1978
Campbell	1-0	Won 1	W, 70-59, Dec. 30, 1995
Carson Newman	1-0	Won 1	W, 71-56, Dec. 19, 1980
Charleston	9-3	Won 8	W, 77-50, Feb. 17, 1989
Cincinnati	12-10	Won 4	W, 55-52, Feb. 23, 1991
Charlotte	11-8	Won 7	W, 72-61, Dec. 30, 1999
Chattanooga	3-0	Won 3	W, 64-45, Dec. 3, 1994
Clemson	1-3	Won 1	W, 68-58, Jan. 3, 2002
Colgate	2-0	Won 2	W, 94-50, Dec. 30, 1987
Colorado State	1-0	Won 1	W, 73-69, Dec. 19, 1993
Connecticut	1-9	Lost 8	L, 34-48, Mar. 7, 2004
Cornell	1-0	Won 1	W, 73-50, Dec. 29, 1996
Davidson	0-0		First Meeting
Dayton	11-2	Won 1	W, 68-63, Feb. 27, 2000
Delaware	2-0	Won 2	W, 74-61, Dec. 20, 1985
DePaul	1-0	Won 1	W, 62-61, Dec. 29, 1981
Detroit	0-1	Lost 1	L, 47-65, Dec. 28, 1981
Denver	1-0	Won 1	[^] W, 77-57, Mar. 16, 2001
Drexel	1-0	Won 1	W, 92-41, Dec. 29, 1992
Duke	2-3	Lost 1	L, 61-70, Dec. 8, 1999
Duquesne	7-3	Won 6	W, 66-52, Dec. 29, 2002
Eastern Illinois	0-1	Lost 1	L, 65-70, Nov. 24, 1990
East Carolina	3-2	Won 2	W, 77-45, Dec. 9, 1998
East Tennessee State	8-7	Won 3	W, 77-71, Jan. 2, 1994
Emory & Henry	2-0	Won 2	W, 61-52, Dec. 9, 1977
Florida	0-2	Lost 2	[^] L, 57-89, Mar. 16, 1998
Florida International	0-1	Lost 1	L, 70-79, Nov. 29, 2002
Florida State	8-11	Lost 6	L, 57-77, Nov. 26, 2000
Fordham	7-0	Won 7	W, 75-52, Feb. 6, 2000
Furman	2-0	Won 2	W, 83-70, Dec. 28, 2003
Gardner Webb	2-0	Won 2	W, 76-39, Dec. 28, 2001
George Mason	3-2	Won 1	W, 66-57, Dec. 29, 1998
George Washington	9-10	Won 1	[#] W, 68-52, Mar. 16, 2002
Georgetown	3-2	Lost 1	L, 50-70, Jan. 17, 2004
Georgia	0-3	Lost 3	L, 60-65, Nov. 17, 1999
Georgia Southern	1-0	Won 1	W, 84-61, Dec. 20, 1983
Georgia State	1-0	Won 1	W, 80-56, Mar. 16, 2000
Georgia Tech	1-0	Won 1	[^]W, 61-59, Mar. 22, 2003
Hampton	3-0	Won 3	W, 83-43, Dec. 29, 2001
Houston	0-1	Lost 1	[#] L, 72-77 ot, Mar. 23, 2002
Howard	2-0	Won 2	W, 89-75, Dec. 10, 1983
Illinois	0-1	Lost 1	L, 66-68, Nov. 30, 1991
Iona	1-0	Won 1	W, 50-49, Jan. 22, 1999
Iowa	1-0	Won 1	[^] W, 89-76, Mar. 21, 2004
Iowa State	1-0	Won 1	W, 67-57, Nov. 28, 2003
James Madison	19-12	Won 6	W, 60-53, Dec. 21, 2003
Kentucky	1-1	Won 1	W, 76-66, Feb. 19, 1989
Lamar	0-1	Lost 1	L, 54-71, Nov. 23, 1990
LaSalle	7-4	Won 6	W, 64-57, Feb. 24, 2000
Lenoir Rhyne	0-1	Lost 1	L, 73-87, Feb. 1, 1979
Liberty	10-0	Won 10	W, 52-45, Jan. 2, 2003
Longwood	2-1	Won 1	W, 81-55, Feb. 15, 1979
Louisiana State	1-1	Lost 1	L, 65-66, Nov. 25, 2001
Louisville	17-15	Won 4	W, 68-60, Feb. 26, 1995
Loyola (Md.)	1-0	Won 1	W, 58-55, Dec. 30, 1996
Maine	1-0	Won 1	W, 79-68, Dec. 29, 2000
Marshall	8-1	Won 8	W, 84-78, Dec. 30, 1992
Maryland	3-1	Won 2	W, 63-43, Dec. 13, 2003
Maryland-Baltimore Co.	1-0	Won 1	W, 89-36, Dec. 29, 1997
Massachusetts	4-5	Lost 1	L, 54-58, Mar. 4, 2000
Memphis	8-11	Won 7	W, 77-73, Feb. 2, 1991
Mercer	2-0	Won 2	W, 117-84, Feb. 16, 1987
Miami	2-3	Lost 2	L, 56-65, Feb. 14, 2004
Miami (Ohio)	1-0	Won 1	W, 77-60, Nov. 21, 2003
Michigan	0-1	Lost 1	L, 63-79, Nov. 29, 1996
Michigan State	1-0	Won 1	W, 50-36, Nov. 25, 2000

Opponent	Record	Streak	Last Meeting
Minnesota	0-0		First Meeting
Mississippi	0-2	Lost 2	L, 57-60, Dec. 29, 1987
Mississippi State	4-1	Won 2	W, 63-56, Nov. 29, 2003
Morehead State	5-0	Won 5	W, 86-52, Feb. 25, 1993
Norfolk State	3-2	Won 3	W, 73-37, Jan. 12, 1981
North Carolina	2-6	Lost 3	L, 52-57, Dec. 30, 1994
North Carolina State	0-4	Lost 4	L, 63-64, Dec. 31, 1983
Northwestern	1-1	Lost 1	L, 64-70, Dec. 20, 1986
Northwestern State (La.)	1-0	Won 1	W, 71-46, Nov. 24, 2001
UNC Asheville	1-0	Won 1	W, 85-47, Dec. 28, 2000
UNC Greensboro	5-1	Won 4	W, 54-46, Nov. 22, 2002
Northern Arizona	0-1	Lost 1	L, 50-80, Dec. 19, 1995
Notre Dame	1-5	Lost 1	L, 40-53, Jan. 10, 2004
Ohio University	1-3	Lost 1	L, 66-67 ot, Nov. 28, 1994
Oklahoma State	1-0	Won 1	W, 83-77, Dec. 20, 1994
Old Dominion	5-18	Won 1	W, 79-72, Dec. 3, 2003
Oregon	0-1	Lost 1	L, 53-73, Nov. 27, 1999
Penn State	0-1	Lost 1	[^] L, 48-61, Mar. 23, 2004
Pittsburgh	5-2	Won 5	W, 85-55, Feb. 28, 2004
Providence	5-1	Won 3	W, 77-56, Feb. 21, 2004
Purdue	0-1	Lost 1	[^] L, 62-80, Mar. 24, 2003
Queens College	1-0	Won 1	W, 100-51, Dec. 27, 1981
Radford	18-8	Won 6	W, 78-56, Dec. 31, 2002
Randolph-Macon	1-0	Won 1	W, 76-64, Jan. 30, 1986
Rhode Island	4-2	Won 4	W, 68-37, Mar. 3, 2000
Richmond	3-4	Won 2	W, 76-62, Mar. 15, 2001
Roanoke College	3-0	Won 2	W, 103-67, Feb. 20, 1982
Rutgers	2-4	Lost 2	L, 43-56, Jan. 7, 2004
St. Bonaventure	5-1	Won 4	W, 73-56, Feb. 17, 2000
St. Francis (Pa.)	0-0		First Meeting
St. Joseph's (Pa.)	3-1	Won 3	W, 62-53, Jan. 23, 2000
St. John's	4-2	Won 4	W, 69-38, Mar. 2, 2004
St. Mary's (Calif.)	1-0	Won 1	W, 68-58, Nov. 28, 1997
St. Peter's (N.J.)	1-0	Won 1	[^] W, 73-48, Mar. 13, 1999
Seton Hall	5-0	Won 5	W, 48-42, Feb. 18, 2004
Siena	0-1	Lost 1	L, 64-69, Dec., 30, 1997
South Carolina	6-15	Lost 1	L, 51-66, Feb. 16, 1991
South Florida	8-1	Won 2	W, 85-69, Feb. 19, 1995
Southern Mississippi	10-19	Lost 1	L, 66-67, Mar. 9, 1995
Southern Utah	1-0	Won 1	W, 63-55, Nov. 26, 1999
Southwest Missouri State	0-1	Lost 1	L, 45-61, Nov. 17, 1994
Stetson	0-1	Lost 1	L, 77-83, Nov. 24, 1995
Syracuse	4-2	Won 4	W, 75-60, Jan. 31, 2004
Tennessee	0-7	Lost 7	[^] L, 52-68, Mar. 20, 1999
Tennessee-Martin	1-0	Won 1	W, 87-55, Dec. 28, 2002
Tennessee Tech	0-1	Lost 1	L, 79-94, Nov. 23, 1984
Texas Tech	0-1	Lost 1	[^]L, 52-73, Mar. 18, 2001
Towson	1-0	Won 1	W, 92-61, Dec. 29, 1990
Tulane	9-8	Won 1	W, 77-65, Feb. 12, 1995
Valparaiso	0-1	Lost 1	First Meeting
Vanderbilt	0-1	Lost 1	L, 63-78, Nov. 29, 1991
Vermont	1-0	Won 1	[#] W, 76-48, Mar. 20, 2002
Villanova	3-4	Won 1	W, 63-50, Jan. 14, 2004
Virginia	6-24	Won 2	W, 63-62, Nov. 23, 2003
Virginia Commonwealth	17-7	Lost 2	L, 60-65, Feb., 17, 1997
Virginia State	2-3	Won 2	W, 62-45, Dec. 11, 1980
Virginia Union	2-3	Lost 2	L, 51-55, Feb. 21, 1981
Wake Forest	1-1	Won 1	W, 70-59, Dec. 29, 2003
Washington State	1-0	Won 1	W, 72-50, Nov. 30, 2002
West Virginia	10-5	Lost 1	L, 66-69, Feb. 10, 2004
West Virginia State	1-0	Won 1	W, 93-40, Nov. 25, 1989
West Virginia Wesleyan	2-0	Won 2	W, 100-46, Nov. 18, 1980
Western Carolina	2-0	Won 2	W, 102-43, Dec. 1, 1993
Western Michigan	0-0		First Meeting
William & Mary	11-1	Won 9	W, 72-53, Jan. 2, 1995
Wingate	1-0	Won 1	W, 58-43, Dec. 1, 1992
Winthrop	2-0	Won 2	W, 75-45, Dec. 6, 1994
Wisconsin	1-0	Won 1	W, 75-64, Mar. 14, 1998
Xavier	2-9	Lost 3	L, 46-68, Feb. 10, 2000
Yale	1-0	Won 1	W, 95-66, Jan. 9, 1982
Youngstown State	0-1	Lost 1	L, 81-92, Jan. 18, 1992

[^]NCAA Tournament game
[#]WNIT game

Bold indicates 2004-05 opponents



YEAR-BY-YEAR

VIRGINIA TECH'S RESULTS VS. 2004-05 OPPONENTS

Alabama (1-0)
Dec. 7, 2003 aW 68-51

Arkansas State (0-0)
First Meeting

Clemson (1-3)
Dec. 29, 1984 aL 90-101
Nov., 27, 1985 hL 76-77
Dec. 18, 2000 aL 59-80
Jan. 3, 2002 hW 68-58

Davidson (0-0)
First Meeting

Duke (2-3)
Jan. 24, 1981 hW 65-66
Dec. 11, 1981 aL 58-71
Dec. 5, 1992 aL 63-85
Nov. 15, 1998 aW 72-70
Dec. 8, 1999 hL 61-70

Florida State (8-11)
Dec. 17, 1979 aL 57-67
Feb. 9, 1980 aW 77-54
Jan. 16, 1982 hL 82-93
Feb. 4, 1984 hW 68-63
Jan. 6, 1985 aL 77-85
Mar. 3, 1985 nW 86-65
Jan. 4, 1986 hW 73-68
Jan. 3, 1987 hW 91-78
Jan. 31, 1987 aL 65-70
Mar. 5, 1987 hW 68-67
Jan. 30, 1988 aL 59-61
Feb. 20, 1988 hW 97-81
Jan. 21, 1989 hW 68-67
Jan. 28, 1989 aL 66-69



Dawn Chris and her teammates will play 10 games against nine teams that made the NCAA Tournament last season.

Jan. 6, 1990 hL 64-68
Feb. 3, 1990 aL 52-69
Jan. 7, 1991 hL 64-78
Feb. 18, 1991 aL 53-76
Nov. 26, 2000 aL 57-77

Fordham (7-0)
Jan. 3, 1996 aW 75-59
Mar. 1, 1996 hW 90-78
Feb. 3, 1997 hW 63-61
Feb. 21, 1998 aW 59-44
Feb. 24, 1998 hW 79-40
Jan. 2, 1999 hW 78-61
Feb. 6, 2000 aW 75-52

Georgia Tech (1-0)
Mar. 22, 2003 nW 61-59

James Madison (19-12)
Feb. 19, 1977 hW 56-46
Mar. 3, 1977 nL 37-47
Feb. 16, 1978 aL 47-65
Jan. 30, 1979 hW 57-49
Mar. 1, 1979 hL 64-66
Jan. 29, 1980 aW 62-55
Jan. 28, 1981 hW 66-58
Mar. 6, 1981 aW 71-65
Feb. 10, 1982 aW 85-74
Feb. 16, 1983 hW 57-47
Feb. 21, 1984 aL 59-72
Jan. 21, 1985 hW 73-62
Feb. 5, 1986 aL 59-81
Jan. 15, 1987 hW 63-61
Jan. 25, 1988 aL 39-79
Dec. 10, 1988 hL 49-72
Feb. 17, 1990 aW (OT) 53-50
Jan. 21, 1991 hL 48-64
Feb. 17, 1992 aL 62-75
Feb. 9, 1993 hW 81-60
Jan. 25, 1994 aW 74-60
Jan. 23, 1995 hW 68-54
Jan. 11, 1996 aL 58-75
Dec. 5, 1996 hL 54-56
Dec. 21, 1997 aL 70-77
Nov. 24, 1998 hW 72-54
Dec. 2, 1999 aW 66-50
Nov. 21, 2000 hW 78-60
Dec. 21, 2001 aW 70-47
Dec. 7, 2002 hW (OT) 77-73
Dec. 21, 2003 aW 60-53

Liberty (10-0)
Feb. 16, 1982 hW 77-44
Feb. 28, 1983 aW 78-74
Jan. 8, 1988 hW 80-54
Feb. 4, 1989 aW 77-56
Nov. 13, 1998 aW 69-55
Nov. 15, 1999 hW 60-45
Nov. 17, 2000 hW 72-51
Dec. 8, 2001 aW 56-40
Dec. 14, 2002 aW 53-50
Jan. 2, 2004 hW 52-45

Maryland (3-1)
Nov. 15, 1994 aW 68-53
Mar. 18, 2000 hL (OT) 60-68
Dec. 11, 2002 aW 60-57
Dec. 13, 2003 hW 63-43

Miami (2-3)
Jan. 7, 2001 hW 64-51
Feb. 5, 2002 hW 72-60
Feb. 20, 2002 aL 53-55
Jan. 28, 2003 aL (OT) 66-67
Feb. 14, 2004 hL 56-65

Minnesota (0-0)
First Meeting

North Carolina (2-6)
Nov. 28, 1979 aL 73-82
Feb. 13, 1981 hW 76-74
Feb. 21, 1983 aL 83-103
Dec. 30, 1983 nL 52-73
Dec. 1, 1984 nW 74-73
Dec. 4, 1985 aL 73-75
Dec. 19, 1991 aL 62-76
Dec. 30, 1994 hL 52-57

North Carolina State (0-4)
Nov. 24, 1980 aL 68-94
Jan. 25, 1982 hL 47-48
Dec. 6, 1982 aL 63-79
Dec. 31, 1983 nL 63-64

Old Dominion (5-18)
Feb. 2, 1977 aL 39-82
Jan. 27, 1978 hL 48-108
Mar. 2, 1978 nL 53-83
Feb. 8, 1979 aL 47-91
Feb. 5, 1980 hL 52-78
Feb. 23, 1981 aL 39-85
Mar. 6, 1981 hL 54-65
Dec. 7, 1981 hL 45-82
Dec. 20, 1982 aL 53-84
Mar. 1, 1984 hL 67-100
Jan. 30, 1985 hL 76-86
Nov. 30, 1985 aW 73-72
Dec. 19, 1986 aL 54-76
Jan. 20, 1988 hL 56-77
Dec. 17, 1988 aL 63-68
Dec. 21, 1989 hL 72-84
Dec. 8, 1990 aL 69-80
Dec. 7, 1991 hL 55-71
Dec. 19, 1992 aW 76-63
Dec. 21, 2001 aW 69-57
Nov. 19, 2002 hW 68-62
Dec. 21, 2002 aL 49-63
Dec. 3, 2003 hW 79-72

Richmond (3-4)
Dec. 5, 1987 hW 70-58
Jan. 4, 1989 aL 54-79
Dec. 30, 1989 aL 58-66
Feb. 20, 1996 hL 55-64
Dec. 19, 1996 aL 76-82
Dec. 2, 2000 aW 77-74
Nov. 15, 2001 hW 76-62

St. Francis (Pa.) (0-0)
First Meeting

Southern Mississippi (10-19)
Feb. 24, 1984 aL 75-91
Mar. 5, 1984 nW 94-86
Jan. 12, 1985 hL 73-93
Jan. 11, 1986 aL 78-89

Mar. 1, 1986 nW 86-76
Jan. 12, 1987 aW 77-50
Feb. 9, 1987 hW 76-65
Jan. 9, 1988 aL 75-78
Feb. 6, 1988 hL 68-79
Mar. 10, 1988 nL 60-73
Jan. 16, 1989 aL 73-82
Feb. 13, 1989 hL 64-72
Mar. 10, 1989 nL 62-70
Jan. 15, 1990 aL 63-85
Feb. 12, 1990 hL 53-62
Jan. 12, 1991 aL 67-79
Feb. 7, 1991 hW 75-64
Mar. 4, 1991 nL 71-91
Feb. 3, 1992 aL 55-86
Mar. 2, 1992 hW 64-62
Mar. 12, 1992 nL 63-76
Jan. 18, 1993 hW 85-70
Feb. 13, 1993 aL 80-89
Jan. 17, 1994 aL 62-93
Feb. 28, 1994 hW 60-59
Mar. 10, 1994 nW 83-76
Jan. 29, 1995 aL 66-75
Feb. 10, 1995 hW 64-63
Mar. 9, 1995 nL 66-67

Texas Tech (0-1)
Mar. 18, 2001 aL 52-73

Virginia (6-24)
Dec. 9, 1976 aL 52-54
Feb. 23, 1977 hL 58-67
Jan. 9, 1978 aL 39-54
Mar. 3, 1978 nL 38-58
Jan. 17, 1979 hL 58-64
Jan. 14, 1980 nL 38-48
Jan. 3, 1981 nL 43-58
Mar. 7, 1981 nL 41-49
Feb. 6, 1982 nW 63-56
Jan. 8, 1983 aL 66-70
Jan. 4, 1984 nL 70-88
Jan. 16, 1985 aL 62-74
Dec. 10, 1985 nL 58-87
Dec. 9, 1986 aL 43-73
Dec. 8, 1987 hL 57-74
Nov. 29, 1988 aL 73-75
Jan. 3, 1989 hL 77-79
Nov. 28, 1990 aL 44-93
Dec. 8, 1992 hL 59-93
Dec. 8, 1993 aL 66-78
Jan. 13, 1995 hW 69-62
Dec. 6, 1995 aL 38-80
Feb. 6, 1997 hL 41-90
Nov. 25, 1997 aL 49-64
Nov. 30, 1998 hW 81-65
Dec. 20, 1999 aL 62-67
Nov. 30, 2000 hW 57-56
Nov. 29, 2001 aL 58-60
Dec. 3, 2002 hW 72-56
Nov. 23, 2003 aW 63-62

Wake Forest (1-1)
Dec. 9, 1978 hL 56-75
Dec. 29, 2003 hW 70-59

Western Michigan (0-0)
First Meeting

THE ATLANTIC COAST CONFERENCE



“The ACC is the most exciting and most televised conference in the nation, and we are proud to bring a talented and enthusiastic team into such an outstanding league.”

—Beth Dunkenberger



THE ATLANTIC COAST CONFERENCE

INSIDE THIS SECTION

Virginia Tech Joins the ACC	138
The Atlantic Coast Conference	139-140
Commissioner John Swofford	141



VIRGINIA TECH JOINS THE ACC

IN A MOVE SURE TO DELIGHT MOST TECH FANS, SOME OF WHOM HAVE WAITED 50 YEARS FOR THIS MOMENT. THE UNIVERSITY ACCEPTS AN INVITATION FROM THE ATLANTIC COAST CONFERENCE TO BECOME A LEAGUE MEMBER

By Jimmy Robertson
July 8, 2003

In the heart of NASCAR country, people certainly understand racing terminology. So let it be said that the green flag dropped on the Atlantic Coast Conference's expansion plans when they became public knowledge on April 16, 2003.

Yet somehow, after this arduous process, Virginia Tech found itself in Victory Lane.

Tech's road to becoming an ACC member stands as a story for the ages. Running through a process that

featured more twists and turns than a Watkins Glen road course, the Hokies took the checkered flag when they, along with the University of Miami, received an official invitation to join the ACC. That invitation came on June 25th and Tech officials wasted no time in sending back a reply saying 'yes.' Miami officials, after taking a couple of days to think about things, decided to accept the invitation as well. In October, Boston College accepted an invitation to become the league's 12th member starting with the 2005-06 academic year.

For a lot of Tech fans, this race lasted 50 years. A member of the Southern Conference when seven schools split in 1953 to form the ACC, Tech got shunned in the process, which resulted in repeated attempts — all failed — to get into that league over the next 50 years.

Not this time, though, as Tech's next race will be down Tobacco Road. The Hokies and Miami took a victory lap on July 1, 2003 as both officially were welcomed as the 10th and 11th members of the ACC in a press conference at the Grandover Resort in Greensboro, N.C.

"I'm excited for our fans and our constituency," Tech AD Jim Weaver said. "This membership is some-

thing that the fan base and alumni and the friends of Virginia Tech have wanted for a long time. It's home for us. We've had prior relationships with these institutions for many years and this is something our fans are excited about. I'm happy for them and for our coaches and student-athletes."

"Both Miami and Virginia Tech are institutionally, academically, athletically and geographically compatible with our nine current members," ACC commissioner John Swofford said. "In short, they both fit."

"The ACC is stronger today than yesterday and may well be at its strongest point in its history," Swofford said. "We're also much better equipped as a conference to meet the challenge of tomorrow in a successful way. Some would like the world to always stay as it is and I understand that. Sometimes, I would like that as well."

"But it seldom, if ever, does in athletics, or in any other part of life. Our conference, from our strategic planning committee to our athletics directors and faculty representatives and on through the Council of Presidents, came to the conclusion that our best path in a changing landscape was to grow. And I believe that a superb decision was reached to invite Miami and Virginia Tech to join us."



Virginia Tech director of athletics Jim Weaver and Atlantic Coast Conference commissioner John Swofford at the press conference in Greensboro, N.C., announcing that Virginia Tech and Miami would be joining the ACC.



THE ATLANTIC COAST CONFERENCE

THE TRADITION

Consistency. It's the mark of true excellence in any endeavor.

However, in today's intercollegiate athletics, competition has become so balanced and so competitive that it is virtually impossible to maintain a high level of consistency.

Yet the Atlantic Coast Conference has defied the odds. Now in its 52nd year of competition, the ACC has long enjoyed the reputation as one of the strongest and most competitive intercollegiate conferences in the nation. And that is not mere conjecture, the numbers support it.

Since the league's inception in 1953, ACC schools have captured 91 national championships, including 47 in women's competition and 44 in men's. In addition, NCAA individual titles have gone to ACC student-athletes 116 times in men's competition and 57 times in women's action.

Since the inception of women's basketball in the Atlantic Coast Conference in 1977, a tradition of excellence has certainly been established. Celebrating its 50th Anniversary in 2003, the ACC reflected on 50 years of tremendous success, including a rich 26-year history of ACC Women's Basketball.

The league's women's basketball programs rank among the best in the country in terms of the NCAA Tournament, having made 96 appearances and won 128 games in the last 27 years, 10 of them as a number one seed. The league boasts such national accomplishments as sending at least one team to the "Sweet 16" for 16 consecutive years. The conference has also made ten trips to the Final Four in the last 23 years with two teams finishing second and North Carolina capturing the National Championship in 1994.

Over the years, ACC women's basketball teams have gained global recognition through their NCAA Tournament success and television exposure. The 2004-05 schedule will feature a league-record 43 televised games, including 11 national telecasts including six games on ESPN/ESPN2 and five on Fox Sports Net. In addition, 28 conference match-ups and two non-conference games will be featured this year on the league's regional sports network which includes Comcast Sports Net, FSN South and the Sunshine Network. In all the ACC will total a record 79 television appearances.

The 11 league programs account for five national player of the year honors including Virginia's Dawn Staley's back-to-back selections in 1991 and 1992 and most recently, Blue Devil Alana Beard's back-to-back selections in 2003 and 2004. The

conference has collected 120 All-America selections in the past 27 years, producing 49 first-teamers. In the last 15 years, the ACC has placed nine players on the All-Final Four team, including two dubbed Most Outstanding Player and 47 players on All-Region teams, with eight Most Outstanding Player recognitions.

Five coaches have garnered national coach of the year awards nine times. Coaches distinctions include Duke's Gail Goestenkors (1999,2000,2001,2003), North Carolina's Sylvia Hatchell (1994), Maryland's Chris Weller (1992), Virginia's Debbie Ryan (1991) and NC State's Kay Yow (1990, 2000).

Seven representatives, including coaches and athletes from the ACC have participated in the Olympics. NC State's Kay Yow, assisted by Sylvia Hatchell of North Carolina, headed up the 1988 gold medal-winning Olympic team. Maryland's Vicky Bullett was a member of both the 1988 and 1992 Olympic teams and Virginia's Dawn Staley was a member of the 1996, 2000 and 2004 gold-medal winning Olympic squad in Atlanta, Sydney and Athens. Duke's Gail Goestenkors was an assistant coach on the 2004 gold medal winning Athens team.

Since the inaugural season of the Women's National Basketball Association in 1997, the ACC has been a recognizable presence in the WNBA. Thirty-nine former ACC stars have played on the hardwood in the WNBA, while four former players have worked the sidelines as coaches.

The ACC also stands at the forefront of intercollegiate athletics in terms of the academic accomplishments of its student-athletes. Since 1983, 400 women's basketball players have received ACC Academic Honor Roll recognition. The 2003-04 academic year included 30 selections. In addition, ACC basketball players have earned first-team Academic All-America honors six times, including Virginia's Val Ackerman in

WHO DO THEY ROOT FOR?

SCHOOL OF BIOMEDICAL ENGINEERING AND SCIENCES

Biomedical engineering integrates engineering, life sciences, and medicine with the result that engineering principals can be applied to human medicine. The Virginia Tech-Wake Forest University School of Biomedical Engineering & Sciences (SBES) combines the resources of two major universities to create an ideal and exciting venue for this activity.

SBES is a fully joint venture between Wake Forest University and Virginia Tech, which initially integrates the capabilities of the Virginia Tech (VT) College of Engineering, the Wake Forest University (WFU) School of Medicine, and the Virginia-Maryland Regional College of Veterinary Medicine (VMRCVM).

The SBES graduate programs allow students to earn M.S. and Ph.D. degree programs in Biomedical Engineering, a joint M.D./Ph.D. program through the WFU School of Medicine, and a joint DVM/Ph.D. program through the VMRCVM. Students may take classes on either campus or via distance learning while residing on their home campus in either Blacksburg or Winston-Salem.

The mission of the School of Biomedical Engineering and Sciences is to provide a framework for the generation and dissemination of knowledge through research and education for the improvement of human and animal health through cooperative advancements in engineering, science and medicine. Visit the Web site: <http://www.sbes.vt.edu/>

VIRGINIA-MARYLAND REGIONAL COLLEGE OF VETERINARY MEDICINE

Founded by the Virginia General Assembly in 1978, the Virginia-Maryland Regional College of Veterinary Medicine is a regional professional school built upon the strong foundations of two of the nation's leading land-grant universities: Virginia Tech in Blacksburg and the University of Maryland at College Park. The College operates three campuses, including the main campus installation at Virginia Tech, the Avrum Gudelsky Veterinary Center at College Park, and the Marion duPont Scott Equine Medical Center in Leesburg.

One of 27 colleges of veterinary medicine in the United States, the VMRCVM offers comprehensive educational programs, provides advanced clinical care for clients throughout the region, and conducts a variety of animal and biomedical research programs.

To learn more about VMRCVM, please visit the Web site:<http://www.vetmed.vt.edu/>

ACC STAFF DIRECTORY

Commissioner	John. D. Swofford
Associate Commissioner	Frederick E. Barakat
Associate Commissioner	Jeff Elliott
Associate Commissioner	Bernadette McGlade
Associate Commissioner	Shane Lyons
Assistant Commissioner/External Relations	Mike Finn
Assistant Commissioner/Student-Athlete Welfare	DeLores S. Todd
Assistant Commissioner/Media Relations	Brian A. Morrison
Coordinator of Football Officials	Tommy Hunt
Director of Video Services	W. Scott McBurney
Director of Championships	Davis Whitfield
Director of Information Systems	Christina Tracey
Business Manager	Lynne Herndon
Assistant Director/Compliance	Lindsey Babcock
Dir. of Public Relations/Associate Dir./Media Relations	Amy Yakola
Assistant Director/Media Relations	Sarah Brown
Assistant/Media Relations	Jason Leturmy
Assistant Director/Video Services	Josh Klaff
Assistant Director/Women's Basketball	Kara McBurney
Executive Assistant to the Commissioner	Cel DiAmico
Administrative Asst./Media Relations/Video Services	Barbara J. Dery
Administrative Assistant/Men's Basketball	Kathy C. Hunt
Administrative Assistant/Championships	Jennie Barrett
Administrative Assistant/Compliance/Student-Athlete Welfare	Tracey Haith
Administrative Assistant/External Relations/Football	Kris Willett
Administrative Assistant/Administration/Business	Susan Anthony
Administrative Assistant/Receptionist	Emily Watkins
Website Editor	Harrison Rand



1981, the current President of the WNBA. In 1997 NC State's Jennifer Howard was tabbed GTE CoSIDA Academic Player of the Year after posting a 4.0 grade point average throughout her career. Twelve players have earned ACC Postgraduate scholarships, while three others were named NCAA Postgraduate Scholars.

2003-04 IN REVIEW

The 2003-04 academic year concluded with the league pocketing three more national team titles and six individual NCAA crowns. In all, the ACC has won 48 national team titles over the last 14 years.

The ACC's 2003-04 national champions were Wake Forest in field hockey, North Carolina in women's soccer and Virginia in women's lacrosse. Overall, 66 ACC teams took part in post-season play compiling a 101-66-4 (.596) record.

A total of 169 student-athletes from the ACC earned first, second or third-team All-America honors this past year. In addition, the ACC produced nine national Players of the Year, two national Rookies of the Year and three national Coaches of the Year recipients.

The ACC placed at least one team in the top 10 nationally in 17 sports. In all, 31 ACC teams finished their season with a top 10 ranking.

THE CHAMPIONSHIPS

The conference will conduct championship competition in 25 sports during the 2004-05 academic year - 12 for men and 13 for women.

The first ACC championship was held in swimming on February 25, 1954. The conference did not conduct championships in cross country, wrestling or tennis during the first year.

The 12 sports for men include football, cross country, soccer, basketball, swimming, indoor and outdoor track, wrestling, baseball, tennis, golf and lacrosse. Fencing, which was started in 1971, was discontinued in 1981.

Women's sports were initiated in 1977 with the first championship meet being held in tennis at Wake Forest University.

Championships for women are currently conducted in cross country, volleyball, field hockey, soccer, basketball, swimming, indoor and outdoor track, tennis, golf, lacrosse, softball and rowing.

A HISTORY

The Atlantic Coast Conference was founded on May 8, 1953, at the Sedgefield Inn near Greensboro, N.C., with seven charter members - Clemson, Duke, Maryland, North Carolina, North Carolina State, South Carolina and Wake Forest - drawing up the conference by-laws.

The withdrawal of seven schools from the Southern Conference came early on the morning of May 8, 1953, during the Southern

Conference's annual spring meeting. On June 14, 1953, the seven members met in Raleigh, N.C., where a set of bylaws was adopted and the name became officially the Atlantic Coast Conference.

Suggestions from fans for the name of the new conference appeared in the region's newspapers prior to the meeting in Raleigh. Some of the names suggested were: Dixie, Mid South, Mid Atlantic, East Coast, Seaboard, Colonial, Tobacco, Blue-Gray, Piedmont, Southern Seven and the Shoreline.

Duke's Eddie Cameron recommended that the name of the conference be the Atlantic Coast Conference, and the motion was passed unanimously. The meeting concluded with each member institution assessed \$200.00 to pay for conference expenses.

On December 4, 1953, conference officials met again at Sedgefield and officially admitted the University of Virginia as the league's eighth member. The first, and only, withdrawal of a school from the ACC came on June 30, 1971, when the University of South Carolina tendered its resignation.

The ACC operated with seven members until April 3, 1978, when the Georgia Institute of Technology was admitted. The Atlanta school had withdrawn from the Southeastern Conference in January of 1964.

The ACC expanded to nine members on July 1, 1991, with the addition of Florida State University.

The conference expanded to 11 members on July 1, 2004, with the addition of the University of Miami and Virginia Polytechnic Institute and State University. On October 17, 2003, Boston College accepted an invitation to become the league's 12th member starting with the 2005-06 academic year.



SCHOOL AFFILIATIONS

CLEMSON

Charter member of the Southern Intercollegiate Athletic Association in 1894, a charter member of the Southern Conference in 1921, a charter member of the Atlantic Coast Conference (ACC) in 1953.

DUKE

Joined the Southern Conference in December, 1928; charter member of the ACC in 1953.

FLORIDA STATE

Charter member of the Dixie Conference in 1948; joined the Metro Conference in July, 1976; joined the ACC July, 1991.

GEORGIA TECH

Charter member of the Southern Intercollegiate Athletic Association in 1894, charter member of Southern Conference in 1921, charter member of the SEC in 1932, joined the ACC in April, 1978.

MARYLAND

Charter member of the Southern Conference in 1921, charter member of the ACC in 1953.

MIAMI

Charter member of the Big East Football Conference in 1991; joined the ACC in July, 2004.

NORTH CAROLINA

Charter member of the Southern Intercollegiate Athletic Association in 1894, charter member of the Southern Conference in 1921, charter member of the ACC in 1953.

NC STATE

Charter member of the Southern Conference in 1921; charter member of the ACC in 1953.

VIRGINIA

Charter member of the Southern Intercollegiate Athletic Association in 1894, charter member of the Southern Conference in 1921, resigned from Southern Conference in December 1936, joined the ACC in December, 1953.

VIRGINIA TECH

Charter member of the Southern Conference in 1921; withdrew from the Southern Conference in June, 1965; competed as an independent from July 1965 - May 1978; May 1978 joined the Metropolitan Collegiate Athletic Conference (a.k.a. the Metro) for all sports except football; Feb. 1995 joined the Atlantic 10 Conference for all sports except football; July, 2000, Tech became an all-sports member of the BIG EAST Conference (Football had become a charter member of the BIG EAST Football Conference in 1991); joined the Atlantic Coast Conference for all sports on July 1, 2004.

WAKE FOREST

Joined the Southern Conference in February, 1936, charter member of the ACC in 1953.

JOHN SWOFFORD, ACC COMMISSIONER



Now in his eighth year as commissioner, John Swofford has made a dramatic impact on the Atlantic Coast Conference and college athletics and is regarded as one of the top administrators in the NCAA.

Swofford's effectiveness as an administrator came into full view last summer as he engineered the ACC expansion that brought Virginia Tech and Miami into the conference this season and Boston College in 2005. The expansion dramatically enhances the league and creates a situation that is a perfect marriage for the new schools coming into the league. The growth of the conference will serve the individual institutions in the league tremendously for many years to come.

The move came at a point in time in which the tradition and history of the Atlantic Coast Conference, which is tremendous, met a golden opportunity to take a step forward, enhance the league, and bring in three outstanding institutions. The future of the Atlantic Coast Conference should be very much like its past — a conference that is as competitive as any in the country.

Since becoming Commissioner in 1997, Swofford has been responsible for the addition of two bowl games (Continental Tire and Seattle Bowls) to the league's post-season lineup, giving the ACC six bowl opportunities for the first time in conference history. In addition, the league's football television agreement with ABC, ESPN and Jefferson-Pilot have been upgraded and extended through 2005.

In May of 2000, Swofford negotiated one of the nation's most lucrative basketball television contracts with Raycom Sports/Jefferson Pilot Sports through the 2010-11 season. During his tenure, the ACC has become the only conference to have television packages with two national cable networks — ESPN and Fox SportsNet.

The North Wilkesboro, N.C., native also was a prime mover in the creation of the ACC-Big Ten Basketball Challenge, a two-day series matching two of the nation's premier college basketball conferences.

In January 2001, the Triangle Chapter of the College Football Hall of Fame named Swofford as the recipient of its "Outstanding American Award." In the fall of 2002, he was named to the North Carolina High School Athletic Association's Hall of Fame.

Swofford is responsible for formation of the league's first ACC Student-Athlete Advisory Committee. In addition, Swofford initiated the ACC's comprehensive marketing plans for men's

and women's basketball and football at the conference level.

Swofford assumed his role as the fourth full-time Commissioner in the 50-year history of the Atlantic Coast Conference in July 1997. He follows James H. (Jim) Weaver, the league's first Commissioner from 1954-1970, Robert (Bob) James, who served from 1971-1987 and Eugene F. (Gene) Corrigan, who held the position from 1987-1997. Prior to his arrival at the ACC, Swofford served 24 years as an administrator in the league at Virginia and North Carolina.

In addition to his influence and presence in the ACC, Swofford has been a prominent leader in intercollegiate athletics, serving as President of the National Association of Collegiate Directors of Athletics (NACDA) in 1993-94. In 2002, Swofford was appointed as a member of the NCAA Football Oversight Committee. In addition, Swofford has served as a member of the prestigious NCAA Executive Committee. He was named chairman of the NCAA Football Television Committee in 1984 and also was chairman of the NCAA Communications and NCAA Special Events/Post-season Bowl Committees. Swofford was a past chairman of the NCAA Division I Championship Committee and was appointed to the NCAA Special Committee to Study a Division I-A Football Championship.

During his 22 years as an athletic director and assistant athletic director in the league, Swofford chaired numerous ACC committees, including five terms as chair of the ACC Television Committee.

The Director of Athletics at the University of North Carolina from 1980-1997, Swofford was instrumental in building North Carolina's athletics program into one of the country's most respected entities. During his tenure, Tar Heel athletic teams claimed 123 ACC championships and 24 national collegiate titles, including 18 by the school's women's programs. During the 1994-1995 season, the Tar Heels won an ACC-record 12 conference titles.

Swofford was a two-time all-state football player and three-sport MVP at Wilkes Central High School. He is a 1971 graduate of North Carolina and a recipient of the prestigious Morehead Scholarship. In 1973, Swofford received a Masters of Education degree with a major in Athletics



Administration from Ohio University, which is often referred to as the Harvard of sports management programs.

Athletically, Swofford followed in the footsteps of his older brother Jim, and played his collegiate football in the ACC. Whereas Jim played tackle for Duke from 1957-1959, John detoured south to Chapel Hill and played quarterback and defensive back for North Carolina from 1969-971. The 1970 team went to the Peach Bowl while the 1971 squad captured the school's first outright ACC title and played in the Gator Bowl. Swofford was named to the ACC Academic Honor Roll and Who's Who in College Athletics.

Swofford began his administrative career when past ACC Commissioner and then University of Virginia Athletics Director Gene Corrigan hired him as the school's athletic ticket manager and assistant to the director of athletic facilities and finance in the fall of 1973.

He returned to Chapel Hill in May, 1976 as assistant athletics director and business manager, handling all of the athletics department's business affairs. Swofford dropped the business manager title in January 1979, and was named assistant executive vice-president of the Educational Foundation.

Swofford became the school's athletics director on May 1, 1980. At the age of 31, he was the youngest major college athletics director in the nation at the time.

John and his wife Nora reside in Greensboro. They have three grown children, Autumn, Chad and Amie.

HISTORY & RECORDS



The Hokies have a long history of success — including big victories, great teams, outstanding players, clutch performances and nine postseason appearances

HISTORY & RECORDS

INSIDE THIS SECTION

Hokie Hoops History . . .	144-145	Year-by-Year Leaders . . .	158-159
Postseason Appearances . .	146-147	Top 10 Performances . . .	160-161
Wins Over Ranked		The 1,000-Point Club . .	162-164
Opponents	148-149	Cassell Coliseum Records . .	165
Milestone Wins	150	Year-by-Year Results . . .	166-169
Conference Affiliation		Lady Luck Classic Results . .	170
History	151	Lady Luck Classic Records . .	171
Individual Records	152-153	All-Time Letterwinners/	
Team Records	154-155	Hall of Fame	172
Miscellaneous Records	155	Women's Basketball Alumni . .	173
Single-Game Highs	156	Honor Roll	174-175
Records by Class	157	2004 Australia Tour	176



HOKIE HOOPS HISTORY

FROM A HUMBLE BEGINNING MORE THAN 30 YEARS AGO, VIRGINIA TECH HAS DEVELOPED INTO ONE OF THE TOP WOMEN'S COLLEGE BASKETBALL PROGRAMS

THE BEGINNINGS

Women's basketball at Virginia Tech began in 1970 as a club sport under the direction of coach Ganna Roberts. John Ristroph coached the squad during the 1972-73 season. In 1973, Joe Sgro, a professor at Tech, took over the team until 1976 when John Wetzel was named head coach. The women's basketball team gained full varsity status beginning with the 1976-77 season.


TECH'S VARSITY COACHES

The Hokies' first varsity coach was former Tech player and former assistant coach of the Portland Trail Blazers, John Wetzel. He played on the men's team from 1963-66 then went on to play pro ball with the Lakers, Suns and Hawks before coming back to Tech to finish his education and coach the women's squad. In his first and only season his team recorded a 7-9 record.

Taking over for Wetzel in 1977 was Carolyn Owen, whose team registered an 8-16 mark. In 1978, Carol Alfano came on the scene and in just her second season she guided the Tech women to their first winning record. Bonnie Henrickson became the Hokies' fourth head coach in 1997, taking over for Alfano, who had served as Tech's coach for 19 seasons.

FIRST SCHOLARSHIP PLAYERS

The first women's basketball player to earn any kind of scholarship was Helena Flannagan in 1977 when she received partial aid. Kim Albany (1978-82), who was recruited by Carolyn Owen, was Tech's first full scholarship player. Also in 1978, Sis



Kim Albany

Spriggs received a full grant, and partials went to Donna Cooper, Pauline Landis and Sandy Berry.

RETIRED JERSEY

Renee Dennis' No. 44 jersey was retired at the conclusion of her career in 1987. Dennis, from Bridgeport, Conn., is one of only 14 athletes in Tech athletic history to have his or her jersey retired. She was the first female athlete to receive that honor.

The others to have their jerseys retired are football Coach Frank Beamer, Cornell Brown, Carroll Dale, Frank Loria, Jim Pyne, Bruce Smith and Michael Vick, men's



Renee Dennis

basketball stars Dell Curry, Vernell "Bimbo" Coles, Allan Bristow and Ace Custis, baseball player Johnny Oates, and volleyball standout Lisa Pikalek.

PROFESSIONAL PLAYERS

Renee Dennis played professionally in Australia where she was her division's Player of the Year in 1989-90. Wendy Sanders played professionally in Belgium.

Tere Williams became the first Hokie to be selected in the WNBA Draft when she was selected in the third round by the Phoenix Mercury. Ieva Kublina was drafted in the third round (31st overall) in the 2004 draft by the Indiana Fever.

BEST OF THE METRO

The Virginia Tech women's basketball team won two championships while a member of the Metro Conference. Tech won the 1994 Metro Conference Tournament by knocking off Virginia Commonwealth, UNC Charlotte and Southern Mississippi in succession. The Hokies captured the 1995 Metro regular season championship with a 10-2 league record.

ATLANTIC 10 CHAMPS

The Hokies captured the Atlantic 10 Tournament championship in 1998 with a thrilling 66-64 overtime win over host Massachusetts. Virginia Tech won the Atlantic 10 regular season title in 1998-99 with a 15-1 league record.

NATIONAL HONORS

Tere Williams and Lisa Witherspoon were named as honorable mention to the 1999 Associated Press All-America teams. In 1995 Jenny Root was a honorable mention selection to the Kodak All-America team. The Women's Basketball News Service named Tere Williams to the 1998 Freshman All-America third team.

ACADEMIC EXCELLENCE

Christi Osborne was named to the GTE Academic All-America first team in 1994-95 and was a second-team member in 1993-94. Several Hokies have been named to the GTE District III Academic All-America team, including Amy Byrne (1988-89), Christi Osborne (1992-93, 1993-94, 1994-95), Maria Albertsson (1997-98, 1998-99), Amy Wetzel (1998-99, 1999-00) and Sarah Hicks (2001-02). Osborne also was a recipient of the Rawlings Scholarship Award (1994-95).

ALL-BIG EAST CONFERENCE

Tere Williams was the first Hokie to be selected for All-BIG EAST honors after being named to the all-conference second team following the 2000-01 season. Ieva Kublina was selected the 2001-02 BIG EAST Conference Most Improved Player and was named to the all-conference second team. Sarah Hicks was a member of the 2001-02 all-conference third team. Kublina became the first Tech player to be named to the All-BIG EAST First Team in 2002-03 and Carrie Mason was named to the 2003 BIG EAST All-Rookie team. Kublina was a selected to the 2004 All-BIG EAST second team.

ALL-ATLANTIC 10 CONFERENCE

The Hokies were well represented on the All-Atlantic 10 Conference teams during their five years in the league. Michelle Houseright was the first Virginia Tech player named to All-Atlantic 10 team in 1996 as a second-team selection and Lisa Witherspoon was a second-team pick in 1999. Other Hokies named to the team include Tere Williams, a first-team selection in 1999 and 2000 and a second team member in 1998, Amy Wetzel, a second-team choice in 1999 and 2000, and Chrystal Starling, a member of the third team in 2000.

ALL-METRO CONFERENCE

In 14 seasons as a Metro Conference member, Virginia Tech placed 12 players on the all-conference team, including Jenny Root being honored as the 1994-95 Player of the Year. Hokies named to the first team include Taiqua Brittingham (1984), Renee Dennis (1986, 87), Susan Walvius (1986), Amy Byrne (1989), and Jenny Root (1994, 95). Second-team selections include Angie Kelly (1986), Maureen Donovan (1987), Michelle Bain (1988), Amy Byrne (1989), Missy Sallade (1989, '90), Jeni Garber (1991), Lisa Griffith (1992), Christi Osborne (1993, '94, '95) and Jenny Root (1993).

TOURNAMENT STARS

Virginia Tech players have left their mark in postseason play through the years. Ieva Kublina was named to the 2003 BIG EAST All-Tournament Team and to the 2002 WNIT All-tournament team. Tere Williams (1998) and Amy Wetzel (1999) were named to the All-Atlantic 10 Tournament team as was former Tech standout Michelle Houseright (1998). Christi Osborne was a three-time member of the All-Metro Tournament team (1992, 93, 94) and was selected as the 1994 Most Valuable Player. Two-time All-Metro tournament members include Taiqua Brittingham (1983-84), Renee Dennis (1986-87), Jeni Garber (1988-89) and Sue Logsdon (1993-94).



Christi Osborne was a member of the 1994-95 GTE Academic All-America first team and was the 1994 Metro Conference Tournament Most Valuable Player.

FRESHMEN PHENOMS

Freshmen have made an immediate impact on the women's basketball program through the years. Last season Carrie Mason was named as an Honorable Mention selection to the WomensCollegeHoops.com All-American Freshman team and was a member of the BIG EAST All-Rookie Team. Tere Williams was named to the 1998 Women's Basketball News Service Freshman All-American Third Team as well as being named Atlantic 10 Co-Rookie of the Year. Virginia Tech placed one player on the Atlantic 10 All-Rookie team in each of its five seasons in the league. Three Hokies, Jeni Garber (1988-89), Sue Logsdon (1990-91) and Christi Osborne (1991-92), were named to the Metro Conference All-Rookie team.

1,000-POINT CLUB

Fifteen Virginia Tech women's basketball players have reached the 1,000-point plateau, with the most recent being Ieva Kublina who joined the club during the 2002-03 season. Tech's all-time leading scorer is Renee Dennis. Dennis totalled 1,791 points during her Tech career. Other Hokies who have reached the 1,000 point plateau are, Tere Williams (1,750), Ieva Kublina (1,647), Jenny Root (1,572), Christi Osborne (1,500), Amy Wetzel (1,444), Chrystal Starling (1,340), Amy Byrne (1,291), Susan Walvius (1,161), Robin Lee (1,147), Michelle Houseright (1,112), Sarah Hicks (1,092), Angie Kelly (1,092), Michelle Bain (1,068) and Lisa Griffith (1,033).



POSTSEASON APPEARANCES

Virginia Tech made its seventh consecutive postseason appearance and seventh NCAA Tournament in the past eleven seasons last year following a 22-8 regular season. The Hokies, who lost in the BIG EAST Tournament quarterfinals to eventual national champion Connecticut, were seeded eighth in the East Regional and hosted the first two rounds in Cassell Coliseum. Ieva Kublina scored 26 points the lead the hot shooting Hokies to an 89-76 first-round win over Iowa. Tech built a 40-27 halftime lead by connecting on 51.7 percent from the field and shot a sizzling 67 percent (20-30) in the second half. In addition to Kublina's outburst, Carrie Mason followed with 19 points, including two treys.

The Hokies matched up with the region's top seed and fifth-ranked Penn State in the second round. After leading 28-25 at the half, Tech saw the Nittany Lions put together a 27-5 outburst in the second half to eliminate the Hokies, 61-48, before 7,128 fans, the eighth-largest crowd for a women's contest in Blacksburg. Mason and Kublina again led the way with 16 and 15 points, respectively.

- In 1994, Virginia Tech, with a 24-5 record, captured the Metro Conference Tournament title and advanced to the Hokies' first NCAA tourney. Tech was seeded eighth in the East Region and played host to Auburn in a first-round game at Cassell Coliseum. Auburn, on the strength of 24 points and 12 rebounds from Danelette Coleman, defeated the Hokies 60-51. Tech guard Christi Osborne led the Hokies with 22 points and seven rebounds.

- Tech kept up its success in 1995 by claiming the Metro Conference regular season championship with a 21-8 record. The Hokies, again seeded eighth in the East Region, faced St. Joseph's in the first round at the University of Connecticut's Gampel Pavilion.



Carrie Mason addresses the media following Virginia Tech's 2004 NCAA First Round victory over Iowa.

The Hokies downed the Hawks, 62-52, behind 18 points from Christi Osborne. The Hokies' second-round opponent, UConn, ended up as the 1995 NCAA champion. Guard Jennifer Rizzotti burned the Hokies for 20 points as the Huskies advanced, 91-45.

- With former Tech assistant coach Bonnie Henrickson back in Blacksburg as the head coach, the Hokies posted their third trip to the NCAA Tournament in five years in 1998. Tech traveled to Gainesville, Fla., as the No. 11 seed in the NCAA West Region. The Hokies, behind a record-breaking performance from guard Amy Wetzel, surprised sixth-seeded Wisconsin, which was ranked No. 23 at the time, 75-64. Wetzel set a Tech record and tied an NCAA West Region free throw mark by converting 16 free throws for a career-high 28 points. The Hokies, however, would bow out after round two as host Florida, ranked No. 12, won 89-57. Wetzel again led all scorers with 24 points.

- The Hokies used the 1999 season to establish themselves as one of the nation's elite programs. Henrickson led Tech to a school-record 28-3 finish, including a 15-1 Atlantic 10 mark. Cassell Coliseum was the site for NCAA first- and second-round games. The Hokies dispatched Saint Peter's, 73-48, before defeating Auburn, 76-61, to earn the program's first "Sweet 16" appearance. Tech traveled to Greensboro, N.C., to face second-ranked Tennessee in the NCAA East Regional. Behind 27 points from national player of the year Chamique Holdsclaw, the Volunteers eliminated Tech, 68-52, to advance.

- Virginia Tech posted its third consecutive 20-win season under Henrickson in 2000. The Hokies posted a 20-11 record and made their first appearance in the Women's National Invitational Tournament. Cassell Coliseum was the site of the first round matchup against Georgia State. The Hokies used a 12-3 run midway through the second half to break open a close contest and went on to win 80-56. Maryland was the WNIT "Sweet 16" opponent two days later and the two teams battled into overtime. The Terrapins used a 10-2 run in the last 3:11 of the extra session to eliminate the Hokies, 68-60.

- In 2001, Tech received an at-large bid to the NCAA Midwest Regional as a No. 7 seed. The Hokies had compiled a 21-8 record entering the tournament in their first season in the BIG EAST Conference. Tech had finished fourth in the league with an 11-5 record and advanced to the tournament semifinals before being eliminated by eventual national champion Notre Dame.

Tech's fourth consecutive postseason appearance and third to the NCAA Tournament



Amy Wetzel scored a career-high 28 points in the Hokies' 75-64 win over Wisconsin in Gainesville, Fla.



Tere Williams led Tech to its first "Sweet 16" appearance in Greensboro, N.C., where the Hokies faced Tennessee.

in the past four seasons, began with a resounding 77-57 victory over Denver in the first round at Lubbock, Texas. Chrystal Starling led five Hokies in double figures with 20 points as Tech shot 55.3 percent from the field. In the second round, Tech faced Texas Tech on the Lady Raiders' home floor in front of 12,161. The Hokies played a great first half and took a 25-18 lead into the locker room at the intermission. The Lady Raiders exploded in the second half, shooting 63.0 percent and scoring 55 points to defeat the Hokies 73-52.

- Virginia Tech received an invitation to the WNIT in 2002 and the bid marked the Hokies' second venture to the tournament and its most successful to date.

The Hokies compiled an 18-10 record entering the WNIT after posting a 15-2 record at one point in the season, the second best start to a season in the program's history. The two losses were by a total of three points.


Tech's four-game run, all in the Cassell, in the tournament opened with a tight 51-45 win over UNC Greensboro.

The second-round contest was a renewal of the rivalry with George Washington from when the Hokies were a member of the Atlantic 10. Trailing 32-27 at the half, Tech played one of its best halves of the year to win 68-52.

Vermont was the Hokies' quarterfinal opponent, and the night belonged to senior Sarah Hicks who had 22 points, including four treys. Kublina added 13 points and nine boards as Tech won 76-48.

Tech's run in the tournament ended in a thrilling 77-72 overtime loss to Houston in front of 5,409 Hokie faithful. Kublina erupted for a career-high 32 points, which was the fourth highest single-game total by a Tech player. For her efforts, Kublina was named to the all-tournament team.

- Virginia Tech made its sixth consecutive postseason appearance in 2003 following a 21-9 regular season. The Hokies, who lost in the BIG EAST Tournament semifinals to eventual national champion Connecticut, were seeded seventh in the East Regional at West Lafayette, Ind. Freshman Carrie Mason hit a running layup with 1.1 seconds remaining to give Tech a 61-59 win over Georgia Tech. Ieva Kublina led the way with 18 points followed by Chrystal Starling's 15-point effort. In the second round, the Hokies faced No. 10 Purdue on the Boilermakers home floor. Despite shooting 54.9 percent from the field, Tech fell 80-62 as the Boilermakers nailed eight three-point shots and forced 20 turnovers.



Chrystal Starling led five Hokies in double figures with 20 points in the Hokies' 77-57 first-round win over Denver in Lubbock, Texas.



BIG VICTORIES

VIRGINIA TECH'S WINS OVER NATIONALLY-RANKED OPPONENTS

- In 1984, Tech shocked No. 20 North Carolina, 74-73, behind Renee Dennis' 17 points.
- In 1984, the Hokies defeated No. 16 Louisiana State, 86-77, in the Marriott-Converse Christmas Classic in Blacksburg.
- One of the biggest wins in Tech women's basketball history came in 1985 when Tech upset No. 5 Old Dominion, 73-72. It was the first win over the Lady Monarchs in 11 games.
- In 1987, the Hokies upended 16th-ranked James Madison, 63-61, behind a 16-point, 13-rebound performance from freshman Amy Byrne.
- In the middle of what was then the longest winning streak in school history, the Hokies upset No. 13 South Carolina in 1987 in Blacksburg, 63-59. Amy Byrne led the Lady Hokies with 16 points and 12 rebounds.
- Virginia Tech upset No. 18 Southern Mississippi, 60-59, in a Cassell Coliseum barn-burner Feb. 28, 1994. Guard Lisa Leftwich, who led Tech with 18 points, hit a key finger roll with 42 seconds remaining.
- In one of the biggest games in the program's his-



The Hokies celebrate winning the 1994 Metro Conference Tournament — and the program's 250th victory.

tory, Tech defeated No. 19 Southern Mississippi in the final of the 1994 Metro Conference Tournament, 83-76. The win gave Tech its first Metro Tournament title and sent the Hokies to the NCAA Tournament for the first time in their history.

• The Hokies knocked off No. 9 Virginia, 69-62, in Cassell Coliseum Jan. 13, 1995. The win propelled Virginia Tech into the national rankings for the first time. Christi Osborne, Angela Donnell, Jenny Root and Terri Garland all scored in double figures for the Hokies.

• Tech downed No. 24 Wisconsin, 75-64, in the first round of the 1998 NCAA Regional in Gainesville, Fla. Guard Amy Wetzel converted a school record 16-of-17 free-throw attempts and scored 28 points to pace the Hokies.

• The Hokies travelled to "Tobacco Road" on Nov. 17, 1998, to knock off sixth-ranked and eventual national runner-up Duke, 72-70, at Cameron Indoor Stadium. An injured Kim Seaver came off the bench to lead Tech with 14 points and nine rebounds.

• Tech defeated in-state rival and 17th-ranked Virginia, 81-65, on Nov. 30, 1998, at Cassell Coliseum. Tere Williams recorded her second-straight double-double of the season with 21 points and 10 rebounds.

• On Nov. 30, 2000 Amy Wetzel hit a running 10-footer off the glass with 3.7 seconds remaining to give the Hokies a 57-56 win over 17th-ranked Virginia. The win marked the second consecutive time the Hokies had beaten the Cavaliers in Cassell Coliseum.



Hokie players, staff and fans celebrate a 72-70 win over sixth-ranked Duke at Cameron Indoor Stadium in 1998. The Blue Devils went on to advance to the national championship game that season.

- Virginia Tech used a 13-0 run over the final five minutes to pick up a come-from-behind 65-59 win over No. 24 Villanova on Jan. 23, 2001. Tere Williams led Tech with 22 points followed by Amy Wetzel with 18.

- The Hokies made an impressive debut in the BIG EAST Tournament on Mar. 4, 2001 as they knocked off 23rd-ranked Villanova for the second time during the 2000-01 season with a 73-67 win in the Tournament quarterfinals in Storrs, Conn. Chrystal Starling came off the bench to lead Tech with 21 points while Williams chipped in with 20.

- On Nov. 19, 2001, Tech used a stingy defense and clutch free-throw shooting in the closing seconds to defeat No. 16 Old Dominion 68-62. The Hokies held the Monarchs to only 37.7 percent from the field. Chrystal Starling led Tech with 20 points while Sarah Hicks added 14.



Amy Wetzel hit this game-winning shot in the final seconds to give the Hokies a 57-56 win over 17th-ranked Virginia.

- The Hokies put together one of their best performances of the season on Jan. 9, 2002 with a 72-53 win over 24th-ranked Boston College. Tech shot a sizzling 59.1 percent from the field while holding the Eagles to only 31.1 percent. Ieva Kublina led the way with 19 points, 11 rebounds and five blocks while Chrystal Starling also contributed 19 points.

- Chrystal Starling, second in career free-throw and field-goal percentage, came through in the clutch on Jan. 22, 2003 in Tech's 66-64 overtime win over No. 23 Rutgers. She was fouled with 1.2 seconds remaining in overtime and the senior calmly drained both free throws for the victory. Starling led the team with 21 points, 16 of which came in the second half and overtime.

- The Hokies used long-range shooting to pull off a 74-70, overtime victory against 23rd-ranked Boston College on Mar. 9, 2003, in the BIG EAST quarterfinals. After forcing the extra period with some clutch free-throw shooting, Tech nailed three treys in the extra session to seal the win. Kublina registered 20 points, including two three-point baskets, while Starling added 18 and Dawn Chriss chipped in with 14 points.

- Tech proved there is a first time for everything as the Hokies defeated 24th-ranked Virginia 63-62 on Nov. 23, 2003, for their first win as a varsity team in Charlottesville. The Hokies survived a furious Cavalier rally in the second half after leading by as many as 14 points. UVA had two game-winning attempts in the final five seconds that missed their mark and gave Tech its historic win. Carrie Mason led the way with 18 points, including three treys.



Ieva Kublina tallied 17 points in Tech's 80-64 win over Boston College last season.

- Virginia Tech jumped out to an early 27-9 lead and never looked back in a 63-50 win over No. 19/24 Villanova on Jan. 14, 2004. Tech dominated the boards holding a commanding 39-24 advantage and shot 51.1 percent from the field. Kerri Gardin and Dawn Chriss led a balanced attack with 14 and 12 points respectively.

- Tech placed five players in double figures in cruising to a 80-64 win over 24th-ranked Boston College on Jan. 24, 2004. After trailing 33-31 at the half, the Hokies exploded for 49 second-half points in the win. Ieva Kublina led the way with 17 points followed by Carrie Mason with 16, Erin Gibson and sophomore Dawn Chriss with 14 each and Kerri Gardin added 13.



MILESTONE WINS

FIRST VARSITY WIN

The Virginia Tech women's basketball team earned its first win as a varsity sport by defeating Bridgewater College, 59-55, on Dec. 14, 1976. The Hokies, who overcame a five-point deficit, outscored the Eagles by nine points down the stretch to clinch the win. Sophomore Gail Kelley led the way with 17 points, followed by Karen Garbis' 13.

50TH WIN

Tech's 50th win as a varsity sport came on Jan. 28, 1981 against James Madison. Sis Spriggs was one of three Hokies in double figures with 15 points as Tech downed the Dukes, 66-58. Also in double figures were Tammie Edwards with 13 and Maureen Corrigan, who had 10 points to go with 10 rebounds.

100TH WIN

The Hokies picked up their century win by upsetting nationally ranked North Carolina, 74-73, in a thriller at Roanoke Va., on Dec. 1, 1984. Tech was paced by Renee Dennis' 17-point performance, but a number of



Kim Seaver was one of five players in double figures as Tech recorded win No. 350 in an 81-38 win over Rhode Island.

players shined in the upset victory. Susan Walvius, a 6-2 center, added 16 points and five rebounds, guard Angie Kelly chipped in 15 points, and guard Maureen Donovan contributed seven points and six rebounds.

150TH WIN

Tech registered win No. 150 on Jan. 16, 1988, when it squeaked past Louisville in Blacksburg, 68-67. Keying the victory was center Michelle Bain, who tallied 19 points and nine rebounds, while forward Wendy Sanders pumped in 16 points. Point guard Denise Kayajian had a career-high (at the time) eight assists to go along with nine points against the Lady Cardinals.

200TH WIN

Tech won its 200th game in the final of the 1991 Diamond Club Classic when it downed UNC Greensboro 84-65 in Cassell Coliseum. Phyllis Tonkin scored 20 points and grabbed nine rebounds to lead the Tech women. Lisa Griffith kicked in 17 points while Dayna Sonovick had nine rebounds and six assists.

250TH WIN

The Hokies won their 250th career game by knocking off 19th-ranked, Southern Mississippi, 83-76, in the final of the 1994 Metro Conference Tournament in Biloxi, Miss. Southern Miss was the tournament's top seed. Christi Osborne led the way with 19 points while Sue Logsdon had 18, Lisa Leftwich pitched in with 17 and Jenny Root contributed 14 points.

300TH WIN

Tech posted its 300th win in the program's history in a 84-60 win over Rhode Island in the Hokies' 1997-98 conference opener. The Cassell Coliseum crowd witnessed an outstanding performance from guard Amy Wetzel, who finished with 14 points and three steals. The win also marked Bonnie Henrickson's first Atlantic 10 Conference win as a head coach.

350TH WIN

Tech picked up win No. 350 on Jan. 6, 2000, when it coasted to a 81-38 win over Rhode Island. The victory also was Tech's 200th in Cassell Coliseum. The Hokies opened the game on a 12-0 run and cruised to a 42-16 halftime lead. The Hokies placed five players in double figures led by Nicole Jones, Kim Seaver, Chrystal Starling and Tere Williams with 12 points each. Tech outrebounded the Rams 44-24 and blocked seven shots in the victory.

400TH WIN

The Hokies recorded win No. 400 on Jan. 19, 2002, with a 69-50 win over St. John's. Tech jumped out to a



Dawn Chriss helped lead the Hokies to a come-from-behind and 450th win over Georgetown in the first round of the 2004 BIG EAST Tournament.

39-20 halftime lead and cruised to the victory behind 16 points from Chrystal Starling along with Nicole Jones' 12 points and Sarah Hicks with 11. The Hokies held the Red Storm to only 30.8 percent from the field while Tech shot a sizzling 64.0 percent in the first half.

450TH WIN

Win No. 450 on March 6, 2004 did not come easy as Tech found itself trailing Georgetown 40-28 early in the second half of the 2004 BIG EAST Championship first round contest. The Hokies cut the deficit to six points, 43-37, they then ripped off 17 unanswered points and went on to a 56-47 victory. In fact, Tech outscored Georgetown 28-7 over the final 14 minutes of the contest. Carrie Mason and Kerri Gardin led the comeback with 14 points each.



CONFERENCE TIMELINE

• **Oct. 21, 1892** — Tech played its first football game, recording a 14-10 win over St. Albans, a private boys prep school in Radford.

• **Feb. 25-26, 1921** — Tech, under the leadership of athletics director C.P. "Sally" Miles, joined the Southern Intercollegiate Conference as a charter member. Other members included Alabama, Alabama Polytechnic Institute (Auburn), Clemson, Georgia, Georgia School of Technology (Georgia Tech), Kentucky, Maryland, Mississippi Agricultural and Mechanical College (Mississippi State), North Carolina, North Carolina State, Tennessee, Virginia and Washington and Lee. In 1922, Louisiana State, Mississippi, South Carolina, Vanderbilt and Tulane joined the conference.

• **December 1923** — The name of the conference was officially changed to the Southern Conference. Also, conference officials added the University of the South to the conference. The following year, VMI joined the conference, and, in 1929, Duke joined.

• **1932** — It was agreed that the 13 southern-most members should form a separate conference. The Southeastern Conference, thus, was formed with Alabama, Auburn, Florida, Georgia, Georgia Tech, Kentucky, LSU, Mississippi, Mississippi State, Sewanee, Tennessee, Tulane and Vanderbilt as the members.

• **1953** — The following seven colleges withdrew to form the Atlantic Coast Conference: Clemson, Duke, North Carolina, North Carolina State, Maryland, South Carolina and Wake Forest College.

• **June 1965** — Tech withdrew from the Southern Conference.

• **July 1965-May 1978** — Tech competed as an independent in virtually every varsity sport.

• **May 1978** — Tech ends its 13-year status as a major independent by accepting a bid to join the Metropolitan Collegiate Athletic Conference (a.k.a. the Metro) for all sports except football.

The Hokies join Cincinnati, Florida State, Louisville, Memphis State, St. Louis and Tulane in the Metro, which was founded in 1975.

"Affiliation with the Metro Conference is beneficial from the standpoint of scheduling, national identity and postseason activity," Tech president William Lavery said. "It will provide us with national exposure and television coverage, as well as improve the basketball schedule and bring good teams to Blacksburg."

• **Feb. 5, 1991** — After 26 years as a football independent, Tech officially accepts a bid to join the newly-created BIG EAST Football Conference. Tech joined Miami, Syracuse, Boston College, Pittsburgh, West Virginia, Temple and Rutgers as charter members of the conference.

• **January 1995** — Five Metro members — UNC Charlotte, Tulane, Louisville, Southern Miss and South Florida — voted Tech and Virginia Commonwealth out of the league. At the time, those schools were planning merger with other Midwestern schools (hence, the birth of Conference USA) and the Hokies and Rams were not interested in such a merger. As a result, those five league members decided to vote them out of the league.

• **Feb. 3, 1995** — Tech, VCU and the Metro agree to a \$2.27-million settlement which the Hokies and Rams split. A portion of conference revenue was going to be withheld from the two schools, but this settlement put an end to the issue.

• **Two weeks later, 1995** — Tech joins the Atlantic 10 Conference for all sports except football, which is in the BIG EAST, and wrestling, which is in the Colonial. (Tech wrestling began competition in the Eastern Wrestling League in the 1997-98 season.)

Tech AD Dave Braine picked the Atlantic 10 over the Colonial because of three factors.

"No. 1 was Northeast exposure," Braine told Bill Roth in the Feb. 17 issue of The Hokie Huddler. "No. 2 were the basketball rankings of the Atlantic 10 and the high level of play in the league. And No. 3, most of our out-of-state students are from the Northeast."

• **June 24, 1999** — Tech receives proposal from the BIG EAST Conference, inviting the school to join the conference for all sports.

• **July 20, 1999** — Tech submits a counterproposal, addressing financial issues that the school has with the original proposal. BIG EAST athletic directors address those concerns at the athletics directors' meetings in mid-July and submit the proposal to each school's respective president for a vote.

• **Aug. 24, 1999** — Tech and the BIG EAST announce that the Hokies will join the conference for all sports beginning in 2001-02.

"Virginia Tech is thrilled to become a full member of the BIG EAST Conference and looks forward to its academic and athletic associations

with the entire conference membership," Tech president Paul Torgersen said.

• **November 2, 1999** — BIG EAST Conference Presidents vote to advance Virginia Tech's participation as a full member to July 1, 2000.

• **June 18, 2003** — In a surprise move, presidents of Atlantic Coast Conference schools privately drop a plan to invite Miami, Boston College and Syracuse and instead, vote on inviting Virginia Tech and Miami. This comes after five weeks of negotiations with the other three schools for ACC invitations.

• **June 19, 2003** — Responding to speculation that Virginia Tech has been invited to join the ACC, the university issues a release stating that no offer has been extended officially or unofficially.

• **June 24, 2003** — Presidents of Atlantic Coast Conference schools hold a teleconference and vote to begin the official process of offering invitations to Virginia Tech and Miami.

• **June 25, 2003** — Atlantic Coast Conference officials make an official site visit to Virginia Tech, with the Hokies passing with flying colors. This is the final step before an official invitation can be extended.

• **June 27, 2003** — Virginia Tech President Charles Steger announces that the Hokies have officially accepted the ACC's invitation to join the conference.

"Today we have received the formal offer of membership, which we will accept," Steger said. "We know that this affiliation will be good for our students, athletes, fans, and communities for many years to come."

• **July 1, 2003** — Virginia Tech and Miami are officially introduced as the 10th and 11th members of the Atlantic Coast Conference at a press conference in Greensboro, N.C.

"I'm excited for our fans and our constituency," athletics director Jim Weaver said. "This membership is something that the fan base and alumni and friends of Virginia Tech have wanted for a long time. It's home for us. We've had prior relationships with these institutions for many years and this is something our fans are excited about. I'm happy for them, for our coaches and for our student-athletes."

• **July 1, 2004** — The Hokies officially join the ACC on July 1, 2004 and begin play in the 2004-05 academic year in all sports.



INDIVIDUAL RECORDS

MOST POINTS

Game: 34, Renee Dennis vs. Memphis State, 2-7-87

Season: 561, Amy Byrne, 1989-90

BIG EAST Game: 29, Ieva Kublina at Miami, 2-20-02

BIG EAST Season: 280, Ieva Kublina, 2001-02

BIG EAST Tourn. Game: 20 Tere Williams vs. Villanova, 3-4-01, and Ieva Kublina vs. Boston College, 3-9-03

HIGHEST SCORING AVERAGE

Season: 20.0, Amy Byrne, 1989-90

BIG EAST Season: 17.5, Ieva Kublina, 2001-02

MOST FIELD GOAL ATTEMPTS

Game: 30, Renee Dennis, vs. Memphis State, 2-7-87

Season: 472, Renee Dennis, 1986-87

BIG EAST Game: 22, Tere Williams vs. Notre Dame, 3-5-01

BIG EAST Season: 219, Ieva Kublina, 2001-02

BIG EAST Tourn. Game: 22, Tere Williams vs. Notre Dame, 3-5-01



Amy Byrne



Jeni Garber

MOST FIELD GOALS MADE

Game: 14, Renee Dennis vs. Florida State, 1-3-87, and Memphis State, 2-7-87

Season: 212, Renee Dennis, 1986-87

BIG EAST Game: 11, Ieva Kublina vs. Seton Hall, 2-17-02

BIG EAST Season: 113, Ieva Kublina, 2001-02

BIG EAST Tourn. Game: 8, Tere Williams vs. Villanova, 3-4-01

MOST THREE-POINT FIELD GOAL ATTEMPTS

Game: 15, Jeni Garber vs. South Carolina 2-16-91, Sarah Hicks vs. Duke, 12-08-99

Season: 224, Jeni Garber, 1990-91

BIG EAST Game: 11, Carrie Mason at West Virginia, 2-10-04

BIG EAST Season: 76, Sarah Hicks, 2001-02

BIG EAST Tourn. Game: 8, Carrie Mason vs. Georgetown, 3-6-04

MOST THREE-POINT FIELD GOALS MADE

Game: 8, Jeni Garber vs. South Carolina, 2-16-91

Season: 70, Jeni Garber, 1990-91

BIG EAST Game: 4, Sarah Hicks at Rutgers, 12-6-00, and at Miami, 2-5-02, Carrie Mason vs. Syracuse, 1-4-03, and Ieva Kublina at Seton Hall, 2-4-03; Carrie Mason at West Virginia, 2-10-04

BIG EAST Season: 26, Sarah Hicks, 2001-02

BIG EAST Tourn. Game: 3, Carrie Mason vs. Georgetown, 3-6-04

MOST CONSECUTIVE GAMES SCORING A THREE-POINTER

Career: 18, Jeni Garber, 1988-91

BIG EAST Career: 7, Sarah Hicks, 2000-02.

BEST FIELD-GOAL PERCENTAGE

Game: 1.000 (9-9), Amy Byrne vs. Kentucky, 2-19-89

Season: 60.2 (192-319), Tere Williams, 1998-99 (min. 200 attempts)

BIG EAST Game: 100.0 (6-6), Carrie Mason vs. Pittsburgh, 2-28-04 (min. 6 made)

BIG EAST Season: 51.6 (113-219), Ieva Kublina, 2001-02 (min. 150 attempts)

BIG EAST Tourn. Game: 83.3 (5-6) Dawn Chriss vs. West Virginia, 3-8-03 (min. 5 made)

MOST FREE THROWS ATTEMPTED

Game: 17, Robin Lee vs. Florida State, 1-16-82; Christi Osborne vs. Oklahoma State, 12-20-94 and Amy Wetzel vs. Wisconsin, 3-14-98

Season: 203, Amy Byrne, 1989-90 and Amy Wetzel, 1998-99

BIG EAST Game: 11, Amy Wetzel at St. John's, 2-17-01, Wetzel vs. Villanova, 1-23-01; Ieva Kublina vs. Notre Dame, 2-9-03.

BIG EAST Season: 85, Ieva Kublina, 2002-03

BIG EAST Tourn. Game: 10, Chrystal Starling vs. Boston College, 3-9-03

MOST FREE THROWS MADE

Game: 16, Amy Wetzel vs. Wisconsin, 3-14-98

Season: 153, Amy Wetzel, 1998-99

BIG EAST Game: 11, Ieva Kublina vs. Notre Dame, 2-9-03

BIG EAST Season: 71, Ieva Kublina, 2002-03

BIG EAST Tourn. Game: 9, Chrystal Starling vs. Boston College, 3-9-03

BEST FREE-THROW PERCENTAGE

Game: 1.000 (13-13), Sue Logsdon vs. William & Mary, 1-2-91, 1.000 (11-11), Christi Osborne vs. Va. Commonwealth, 2-1-94, and Ieva Kublina, 2-9-03 vs. Notre Dame

Season: .889 (72-81), Sue Logsdon, 1990-91

BIG EAST Game: 1.000 (11-11) Ieva Kublina vs. Notre Dame 2-9-03, (10-10), Chrystal Starling at Providence, 2-3-01

BIG EAST Season: 86.4 (57-66), Chrystal Starling, 2001-02

BIG EAST Tourn. Game: 1.000 (6-6), Chrystal Starling vs. Villanova, 3-4-01 (min. 6 made); Ieva Kublina vs. Boston College, 3-9-03



Ieva Kublina

**MOST CONSECUTIVE
FREE THROWS**

Season: 38, Christi Osborne, 1993-94
BIG EAST Season: 20, Chrystal Starling, 2000-01

MOST REBOUNDS

Game: 21, Karen Garbis vs. James Madison,
2-16-78, Nicole Jones vs. Hampton, 12-29-99
Season: 275, Tammie Edwards, 1981-82
BIG EAST Game: 17, Ieva Kublina vs. Villanova,
2-22-03
BIG EAST Season: 132, Ieva Kublina, 2001-02
BIG EAST Tourn. Game: 16, Kerri Gardin vs.
Georgetown, 3-6-04

BEST REBOUNDING AVERAGE

Season: 9.8, Tammie Edwards, 1981-82
BIG EAST Season: 8.3, Ieva Kublina, 2001-02

MOST STEALS

Game: 9, Taiqua Brittingham vs. Northwestern,
12-22-83
Season: 86, Lisa Witherspoon, 1998-99
BIG EAST Game: 6, Chrystal Starling vs. St.
John's, 1-19-02
BIG EAST Season: 29, Amy Wetzel, 2000-01
BIG EAST Tourn. Game: 3, Carrie Mason vs.
Georgetown, 3-6-04

MOST ASSISTS

Game: 13, Lisa Leftwich vs. Virginia
Commonwealth, 2-8-92 and 13, Lisa
Witherspoon vs. Dayton, 1-4-99; vs. Xavier,
2-28-99
Season: 246, Lisa Witherspoon, 1998-99
BIG EAST Game: 10, Lisa Guarneri at
West Virginia, 2-14-01
BIG EAST Season: 63, Lisa Guarneri, 2001-02
and Carrie Mason, 2002-03
BIG EAST Tourn. Game: 5, Sarah Hicks vs.
Notre Dame, 3-5-01, Amy Wetzel vs. Notre

Dame, 3-5-01, Carrie Mason vs. West
Virginia, 3-8-03 and Kerri Gardin vs.
Connecticut, 3-10-03; Dawn Chriss vs.
Georgetown, 3-6-04.

MOST BLOCKED SHOTS

Game: 9, Susan Walvius vs. Florida State, 1-4-86,
and vs. Virginia, 12-10-85, and vs. Marshall,
2-12-85
Season: 93, Susan Walvius, 1985-86
BIG EAST Game: 7, Ieva Kublina vs. West
Virginia, 1-16-02; vs. Notre Dame, 2-9-03;
vs. Pittsburgh, 1-21-04
BIG EAST Season: 48, Ieva Kublina, 2001-02
BIG EAST Tourn. Game: 5, Ieva Kublina vs.
Boston College, 3-9-03

MOST MINUTES PLAYED

Game: 54, Amy Wetzel vs. Dayton, 2-27-99 (3
OT) and Katie O'Connor vs. Dayton, 2-27-99,
(3 OT)
Season: 1,110, Carrie Mason, 2003-04
BIG EAST Game: 45, Carrie Mason vs. Rutgers,
1-22-03 (OT) and vs. Boston College, 3-9-03
(OT)
BIG EAST Season: 595, Carrie Mason, 2002-03
BIG EAST Tourn. Game: 45, Carrie Mason and
Ieva Kublina vs. Boston College, 3-9-03

**CONSECUTIVE DOUBLE-FIGURE
SCORING GAMES**

Season: 28, Amy Byrne, 1989-90
Career: 38, Amy Byrne
BIG EAST Season: 12, Ieva Kublina, 2003-04
BIG EAST Career: 12, Ieva Kublina, 2000-04

INDIVIDUAL CAREER RECORDS

Most Points.....	1,791, Renee Dennis, 115 games, 1983-87
Best Scoring Average.....	15.6, Renee Dennis, 115 games, 1983-87
Most Field Goals Attempted.....	1,461, Renee Dennis, 115 games, 1983-87
Most Field Goals Made.....	694, Tere Williams, 118 games, 1997-2001
Best Field-Goal Percentage.....	.550, Tere Williams, 118 games, 1997-2001
Most Free Throw Attempts.....	638, Renee Dennis, 115 games, 1983-87
Most Free Throws Made.....	489, Amy Wetzel, 129 games, 1996-2001
Best Free-Throw Percentage.....	.829, Christi Osborne, 117 games, 1991-95
Most Rebounds.....	853, Tere Williams, 118 games, 1997-2001
Best Rebounding Average.....	7.2, Tere Williams, 118 games, 1997-2001
Most Assists.....	635, Lisa Witherspoon, 112 games, 1996-99
Most Steals.....	252, Taiqua Brittingham, 105 games, 1981-85
Most Blocked Shots.....	257, Ieva Kublina, 126 games, 2000-04
Most Games Played.....	129, Amy Wetzel, 1996-2001
Most Games Started.....	119, Amy Wetzel, 1996-2001
Most Minutes Played.....	4,129, Amy Wetzel, 1996-2001



TEAM RECORDS

MOST POINTS

Game: 117 vs. Mercer, 2-16-87
 Season: 2,293, 30 games, 1983-84
 BIG EAST Game: 92 at West Virginia, 2-14-01
 BIG EAST Season: 1,027, 16 games, 2001-02
 BIG EAST Tourn. Game: 74 vs. Boston College, 3-9-03

MOST POINTS, BOTH TEAMS

Game: 201 (VT 117 vs. Mercer 84), 2-16-87; 201 (VT 103 vs. Dayton 98), 1-18-97
 BIG EAST Game: 147 (VT 83 at Pittsburgh 64), 12-5-01
 BIG EAST Tourn. Game: 144 (VT 74, Boston College 70, 3-9-03 OT)

MOST POINTS, HOME FLOOR

Game: 104 vs. Tulane, 1984-85
 BIG EAST Game: 86 vs. Pittsburgh, 2-11-01

MOST POINTS, OPPONENT'S FLOOR

Game: 117 vs. Mercer, 2-16-87
 BIG EAST Game: 92 at West Virginia, 2-14-01

MOST POINTS, ONE HALF

Game: 63 (2nd) vs. Western Carolina, 12-1-93
 BIG EAST Game: 50 (2nd) vs. Georgetown, 2-12-03
 BIG EAST Tourn. Game: 41 (2nd) vs. Villanova, 3-4-01



Michelle Bain scored 20 of the team's school-record 117 points against Mercer.



Jenny Root led Tech to a school-record 59-point win over Western Carolina in 1993.

FEWEST POINTS, ONE HALF

Game: 12 (1st) vs. Virginia, 1-9-78
 BIG EAST Game: 15 (1st) vs. Connecticut, 2-7-01
 BIG EAST Tourn. Game: 14 (1st) vs. Connecticut, 3-7-04

FEWEST POINTS, BOTH TEAMS

Game: 84 (JMU 47 vs. VT 37), 1976-77
 BIG EAST Game: 90 (VT 48 at Seton Hall 42), 2-18-04
 BIG EAST Tourn. Game: 82 (Connecticut 48, VT 34), 3-7-04

LARGEST VICTORY MARGIN

Game: 59 vs. Western Carolina (102-43), 12-1-93
 BIG EAST Game: 39 at West Virginia (92-53), 2-14-01
 BIG EAST Tourn. Game: 9 vs. Georgetown (56-47), 3-6-04

WORST DEFEAT

Game: 60 vs. Old Dominion (108-48), 1-27-78
 BIG EAST Game: 52 vs. Connecticut (38-90), 2-7-01
 BIG EAST Tourn. Game: 18 vs. Notre Dame (49-67), 3-5-01

MOST POINTS IN A LOSS

Game: 90 vs. Clemson, 12-29-84
 BIG EAST Game: 66 at Miami, 1-28-03 (66-67 OT); 66 at West Virginia, 2-10-04 (66-69)
 BIG EAST Tourn. Game: 54 vs. Connecticut, 3-10-03

FEWEST POINTS SCORED

Game: 33 vs. Tennessee, 2-22-95
 BIG EAST Game: 38 vs. Connecticut, 2-7-01
 BIG EAST Tourn. Game: 34 vs. Connecticut, 3-7-04

FEWEST POINTS ALLOWED

Game: 34 vs. Providence, 1-4-04
 BIG EAST Game: 34 vs. Providence, 1-4-04
 BIG EAST Tourn. Game: 44 vs. Rutgers, 3-2-02

MOST POINTS ALLOWED

Game: 108 vs. Old Dominion, 1-27-78
 BIG EAST Game: 90 vs. Connecticut, 2-7-01
 BIG EAST Tourn. Game: 71 vs. Connecticut, 3-10-03



Chrystal Starling scored 23 points in the Hokies' record 39-point BIG EAST win at West Virginia.



MOST FIELD GOALS ATTEMPTED

Game: 94 vs. Appalachian State,
11-17-79
Season: 2,009, 30 games, 1983-84
BIG EAST Game: 72 vs. Miami, 2-14-04
BIG EAST Season: 846, 16 games, 2003-04
BIG EAST Tourn. Game: 64 vs. Notre Dame,
3-5-01

MOST FIELD GOALS MADE

Game: 51 vs. Mercer, 2-16-87
Season: 928, 29 games, 1984-85
BIG EAST Game: 34 at West Virginia, 2-14-01
BIG EAST Season: 370, 16 games, 2003-04
BIG EAST Tourn. Game: 25 vs. Villanova, 3-4-01

BEST FIELD-GOAL PERCENTAGE

Game: 66.1 (37-56) at Appalachian State,
11-28-87
Season: 47.8 (771-1614), 31 games, 1999-00
BIG EAST Game: 63.8 (30-47) vs. Pittsburgh,
2-28-04
BIG EAST Season: 45.8 (368-804), 2001-02
BIG EAST Tourn. Game: 53.2 (25-47)
vs. Villanova, 3-4-01

MOST THREE-POINT FIELD GOALS MADE

Game: 12, vs. Southern Mississippi, 2-13-93
Season: 140, 2001-02
BIG EAST Game: 8 vs. Notre Dame, 1-3-01, vs.
Syracuse, 1-4-03
BIG EAST Season: 65, 2001-02
BIG EAST Tourn. Game: 4 vs. Villanova, 3-4-01,
vs. Boston College, 3-9-03

MOST THREE-POINT FIELD GOAL ATTEMPTS

Game: 26 vs. Syracuse, 1-4-03
Season: 396, 1990-91
BIG EAST Game: 26 vs Syracuse, 1-4-03
BIG EAST Season: 191, 2001-02
BIG EAST Tourn. Game: 16 vs. Notre Dame,
3-5-01

MOST THREE-POINT FIELD GOALS MADE, BOTH TEAMS

Game: 17 (Tech vs. USC), 2-16-91; (Tech vs.
Southern Mississippi), 1-18-93,
(Tech vs. UT Martin, 12-28-03)
BIG EAST Game: 14 (Tech vs. Connecticut),
2-7-01, (Tech vs. Syracuse, 1-4-03)
BIG EAST Tourn. Game: 13 (Tech vs.
Villanova), 3-4-01

MOST THREE-POINT FIELD GOAL ATTEMPTS, BOTH TEAMS

Game: 45 (Tech vs. USC), 2-16-91
BIG EAST Game: 43 (Tech vs. Connecticut),
2-7-01
BIG EAST Tourn. Game: 29 (Tech vs.
Villanova), 3-4-01

MOST FREE THROWS ATTEMPTED

Game: 58 vs. Yale, 1-9-82
Season: 754, 28 games, 1981-82
BIG EAST Game: 42 vs. Providence, 2-21-01
BIG EAST Season: 346, 2000-01
BIG EAST Tourn. Game: 27 vs. Boston College,
3-9-03

MOST FREE THROWS MADE

Game: 43 vs. Yale, 1-9-82
Season: 521, 30 games, 1993-94
BIG EAST Game: 30 vs. Providence, 2-24-01
BIG EAST Season: 249, 2000-01
BIG EAST Tourn. Game: 22 vs. Boston College,
3-9-03

BEST FREE-THROW PERCENTAGE

Game: 1.000 (15-15) vs. William & Mary, 2-4-78
Season: .734, 30 games, 1993-94; .734, 31 games,
2000-01
BIG EAST Game: 91.7 (22-24) vs. Notre Dame,
2-9-03
BIG EAST Season: 73.3 (247-337), 2002-03
BIG EAST Tourn. Game: 90.5 (19-21) vs.
Villanova, 3-4-01

MOST REBOUNDS

Game: 75 vs. Liberty, 1-8-90
Season: 1,322, 29 games, 1979-80
BIG EAST Game: 55 at Miami, 1-28-03
BIG EAST Season: 599, 2002-03
BIG EAST Tourn. Game: 38 vs. West Virginia,
3-8-03; 38 vs. Georgetown, 3-6-04

HIGHEST REBOUNDING AVERAGE

Season: 47.6, 24 games, 1979-80
BIG EAST Season: 37.4, 2002-03

MISCELLANEOUS RECORDS

Tech's All-Time Varsity Record.....	451-349 (28 years)
Cassell Coliseum Record.....	255-106 (70.6 percent)
Consecutive Home Court Wins.....	25, 1992-94
Record in Metro Conference Tournament.....	13-17
Record in Atlantic 10 Conference Tournament.....	8-4
Record in BIG EAST Conference Tournament.....	4-4
Largest Margin of Victory at Home.....	59 vs. Western Carolina (102-43), 1993-94
Worst Defeat at Home.....	108-48, Old Dominion, 1977-78
Worst Defeat on the Road.....	93-44, Virginia, 1990-91; 93-44, Louisville, 1991-92
Most Games Played.....	32, 1997-98, 2001-02
Most Wins.....	28, 1998-99
Most Losses.....	21, 1996-97
Fewest Wins.....	7, 1976-77
Fewest Losses.....	3, 1998-99
Longest Winning Streak.....	18, 1998-99
Longest Losing Streak.....	7, 1977-78
Highest Scoring Average.....	78.3, 29 games, 1984-85
Lowest Defensive Average.....	56.0, 31 games, 2003-04
Highest Won-Lost Percentage.....	.903, 28-3, 1998-99
Lowest Won-Lost Percentage.....	.323, 10-21, 1996-97
Most Consecutive Winning Seasons.....	7, 1997-98/2003-04
Most Metro Conference Wins (reg. season).....	10, 1994-95
Most Atlantic 10 Conference Wins (reg. season).....	15, 1998-99
Most BIG EAST Conference Wins (reg. season).....	11, 2001-02
Most Consecutive Metro Wins (reg. season).....	6, 1994-95
Most Consecutive Atlantic 10 Wins (reg. season).....	8, 1998-99
Most Consecutive BIG EAST Wins (reg. season).....	6, 2001-02
Most Consecutive Metro Losses (reg. season).....	6, 1987-88
Most Consecutive Atlantic 10 Losses (reg. season).....	5, 1996-97
Most Consecutive BIG EAST Losses (reg. season).....	3, 2001-02, 2002-03



SINGLE-GAME HIGHS

VIRGINIA TECH

POINTS

- 34 Renee Dennis vs. Memphis State, 2/7/87
- 33 Michelle (Hollister) Houseright vs. Fordham, 3/1/96
- 33 Renee Dennis vs. Florida State, 1/3/87
- 32 Ieva Kublina vs. Houston, 3/23/02
- Jenny Root vs. Morehead State, 2/25/93
- 31 Joyce Waddy vs. Mercer, 2/22/86
- 30 Dayna Sonovick vs. ETSU, 12/4/91
- Renee Dennis vs. North Carolina, 12/4/85
- 29 Ieva Kublina at Miami, 2/20/02
- Michelle Hollister vs. La Salle, 1/25/96
- Jenny Root vs. Radford, 2/12/92
- Amy Byrne vs. Radford, 2/28/90
- Michelle Bain vs. Florida State, 2/20/88
- Susan Walvius vs. Mercer, 2/22/86
- Susan Walvius vs. Virginia, 12/10/85
- Robin Lee vs. Florida State, 1/16/82
- 28 Sarah Hicks at Louisiana State, 11/25/01
- Amy Wetzel vs. Xavier, 2/28/99
- Amy Wetzel vs. Wisconsin, 3/14/98
- Michelle (Hollister) Houseright vs. George Washington, 2/27/96
- Jeni Garber vs. Memphis State, 3/9/89

REBOUNDS

- 21 Nicole Jones vs. Hampton, 12/29/99
- Karen Garbis vs. James Madison, 2/16/78
- 19 Tammie Edwards vs. Detroit, 12/28/81
- Debbie Stovall vs. Emory and Henry, 12/9/77
- 18 Joyce Waddy vs. Louisville, 2/23/87
- Susan Walvius vs. Florida State, 1/4/86
- Peg Bunger vs. West Virginia, 2/22/78
- Peg Bunger vs. Va. Commonwealth, 2/17/78
- 17 Ieva Kublina vs. Villanova, 2/22/03
- Michelle (Hollister) Houseright vs. James Madison, 12/21/97
- Tammie Edwards vs. N.C. State, 12/6/82



Nicole Jones



Renee Dennis

OPPONENTS

POINTS

- 41 Bev Smith (Morehead State), 2/25/93
- Stephanie Howard (Radford), 2/10/88
- 39 Keisha Johnson (Tulane), 1/15/94
- Janet Knight (Clemson), 12/29/84
- 38 Korie Hlede (Duquesne), 1/27/98
- 37 Beth Hunt (South Carolina), 2/5/90
- 36 Cheryl Cook (Cincinnati), 1/28/84
- Karen Pelphrey (Marshall), 11/29/82
- 35 Kelly Hoover (Va. Commonwealth), 3/2/87
- Christi Hester (Dayton), 1/18/97
- 34 Heather Burge (Virginia), 12/8/92
- Bev Burnette (Florida State), 2/20/88
- Cheryl Cook (Cincinnati), 1/26/85
- Karen Stephens (Temple), 12/28/82
- Susan Highfill (Roanoke), 2/15/77
- 33 Katie Beck (ETSU), 1/21/86
- Caroline Mast (Ohio Univ.), 11/24/84
- 32 Chandi Jones (Houston), 3/23/02
- Daphne Hawkins (Virginia), 12/8/87

REBOUNDS

- 22 DeShawne Blocker (ETSU), 1/2/94
- 21 Glenda Stokes (Florida State), 1/16/82
- Anne Donovan (Old Dominion), 3/6/81
- Pam Miklasevich (Pittsburgh), 2/19/80
- 20 Kristin Wilson (UNCC), 2/24/86
- 19 Wilhelmina Smith (Southern Miss), 2/24/84
- Anne Donovan (Old Dominion), 12/20/82
- Paula Bennett (UNCC), 1/26/80



RECORDS BY CLASS



Carrie Mason

FRESHMAN YEAR

Points.....	427	Kim Seaver	1996-97
Scoring Average.....	13.8	Kim Seaver	1996-97
FG Made.....	182	Kim Seaver	1996-97
FG Attempted.....	352	Julie Williams	1979-80
	352	Kim Seaver	1996-97
FG Percentage.....	.604	Nicole Jones	1998-99
3PT FG Made.....	53	Sarah Hillyer	1989-90
3PT FG Attempted.....	138	Sarah Hillyer	1989-90
3PT FG Percentage.....	.408	Carrie Mason	2002-03
FT Made.....	112	Amy Wetzel	1997-98
FT Attempted.....	140	Amy Wetzel	1997-98
FT Percentage.....	.889	Sue Logsdon	1990-91
Rebounds.....	237	Tere Williams	1997-98
Rebounding Average.....	7.6	Tere Williams	1997-98
Assists.....	106	Carrie Mason	2002-03
Steals.....	57	Sonya Dalton	1979-80
	57	Amy Wetzel	1997-98
Blocks.....	35	Ieva Kublina	2000-01

SOPHOMORE YEAR

Points.....	498	Ieva Kublina	2001-02
Scoring Average.....	17.3	Michelle Hollister	1995-96
FG Made.....	198	Ieva Kublina	2001-02
FG Attempted.....	419	Ieva Kublina	2001-02
FG Percentage.....	.602	Tere Williams	1998-99
3PT FG Made.....	51	Carrie Mason	2003-04
3PT FG Attempted.....	140	Sarah Hicks	1999-00
3PT FG Percentage.....	.487	Dayna Sonovick	1988-89
FT Made.....	153	Amy Wetzel	1998-99
FT Attempted.....	203	Amy Wetzel	1998-99
FT Percentage.....	.837	Dawn Chriss	2003-04
Rebounds.....	249	Ieva Kublina	2001-02
Rebounding Average.....	9.1	Michelle Hollister	1995-96
Assists.....	124	Lisa Witherspoon	1996-97
Steals.....	70	Sandy Berry	1978-79
Blocks.....	86	Ieva Kublina	2001-02

JUNIOR YEAR

Points.....	538	Renee Dennis	1985-86
Scoring Average.....	19.9	Renee Dennis	1985-86
FG Made.....	201	Renee Dennis	1985-86
FG Attempted.....	445	Renee Dennis	1985-86
FG Percentage.....	.595	Terre Williams	1999-00
3PT FG Made.....	57	Jeni Garber	1988-89
3PT FG Attempted.....	173	Jeni Garber	1988-89
3PT FG Percentage.....	.460	Sue Logsdon	1992-93
FT Made.....	136	Renee Dennis	1985-86
FT Attempted.....	202	Renee Dennis	1985-86
FT Percentage.....	.874	Christi Osborne	1993-94
Rebounds.....	275	Tammie Edwards	1981-82
Rebounding Average.....	9.8	Tammie Edwards	1981-82
Assists.....	219	Lisa Witherspoon	1997-98
Steals.....	78	Taiqua Brittingham	1983-84
Blocks.....	73	Susan Walvius	1984-85

SENIOR YEAR

Points.....	561	Amy Byrne	1989-90
Scoring Average.....	20.0	Amy Byrne	1989-90
FG Made.....	212	Renee Dennis	1986-87
FG Attempted.....	472	Renee Dennis	1986-87
FG Percentage.....	.564	Michelle Bain	1987-88
3PT FG Made.....	70	Jeni Garber	1990-91
3PT FG Attempted.....	224	Jeni Garber	1990-91
3PT FG Percentage.....	.400	Sarah Hicks	2001-02
FT Made.....	151	Amy Byrne	1989-90
FT Attempted.....	203	Amy Byrne	1989-90
FT Percentage.....	.863	Chrystal Starling	2002-03
Rebounds.....	272	Susan Walvius	1985-86
Rebounding Average.....	9.7	Susan Walvius	1985-86
Assists.....	246	Lisa Witherspoon	1998-99
Steals.....	86	Lisa Witherspoon	1998-99
Blocks.....	93	Susan Walvius	1985-86



YEAR-BY-YEAR LEADERS

SCORING AVERAGE

76-77	Kelly Bradley	13.0
77-78	Karen Garbis	12.6
78-79	Karen Garbis	12.1
79-80	Julie Williams	12.4
80-81	Maureen Corrigan	11.7
81-82	Robin Lee	12.5
82-83	Tammie Edwards	11.0
83-84	Taiqua Brittingham	13.3
84-85	Renee Dennis	14.2
85-86	Renee Dennis	19.9
86-87	Renee Dennis	19.2
87-88	Michelle Bain	16.8
88-89	Amy Byrne	15.0
89-90	Amy Byrne	20.0
90-91	Jeni Garber	13.6
91-92	Lisa Griffith	12.3
92-93	Jenny Root	14.9
93-94	Christi Osborne	14.5
94-95	Jenny Root	16.5
95-96	Michelle (Hollister) Houseright	17.3
96-97	Kim Seaver	13.8
97-98	Tere Williams	13.4
98-99	Tere Williams	15.6
99-00	Tere Williams	15.2
00-01	Tere Williams	15.2
01-02	Ieva Kublina	15.6
02-03	Ieva Kublina	15.0
03-04	Ieva Kublina	13.7

POINTS

76-77	Kelly Bradley	208
77-78	Peg Bunger	288
78-79	Karen Garbis	291
79-80	Julie Williams	359
80-81	Maureen Corrigan	350
81-82	Robin Lee	350
82-83	Tammie Edwards	275
83-84	Taiqua Brittingham	387
84-85	Renee Dennis	412
85-86	Renee Dennis	538
86-87	Renee Dennis	558
87-88	Michelle Bain	471
88-89	Amy Byrne	435
89-90	Amy Byrne	561
90-91	Jeni Garber	367
91-92	Lisa Griffith	333
92-93	Jenny Root	416
93-94	Christi Osborne	434
94-95	Jenny Root	510
95-96	Michelle (Hollister) Houseright	467
96-97	Kim Seaver	427
97-98	Tere Williams	414
98-99	Tere Williams	468
99-00	Tere Williams	411
00-01	Tere Williams	457
01-02	Ieva Kublina	498
02-03	Ieva Kublina	481
03-04	Ieva Kublina	426



Jenny Root



Karen Garbis

REBOUNDS

76-77	Karen Garbis	96
77-78	Peg Bunger	184
78-79	Sandy Berry	176
79-80	Julie Williams	227
80-81	Maureen Corrigan	172
81-82	Tammie Edwards	275
82-83	Tammie Edwards	215
83-84	Robin Lee	171
84-85	Renee Dennis	215
85-86	Susan Walvius	272
86-87	Renee Dennis	205
87-88	Michelle Bain	215
88-89	Missy Sallade	252
89-90	Missy Sallade	237
90-91	Dayna Sonovick	157
91-92	Angela Donnell	147
92-93	Jenny Root	224
93-94	Jenny Root	218
94-95	Jenny Root	253
95-96	Michelle (Hollister) Houseright	245
96-97	Renee Maitland	191
97-98	Tere Williams	237
98-99	Tere Williams	221
99-00	Tere Williams	218
00-01	Tere Williams	177
01-02	Ieva Kublina	249
02-03	Ieva Kublina	238
03-04	Erin Gibson	215

REBOUNDING AVERAGE

76-77	Karen Garbis	7.4
77-78	Karen Garbis	8.1
78-79	Sandy Berry	7.3
79-80	Julie Williams	7.8
80-81	Maureen Corrigan	5.7
81-82	Tammie Edwards	9.8
82-83	Tammie Edwards	8.6
83-84	Robin Lee	5.7
84-85	Renee Dennis; Susan Walvius	7.4
85-86	Susan Walvius	9.7
86-87	Renee Dennis	7.1
87-88	Michelle Bain	7.7
88-89	Missy Sallade	8.7
89-90	Missy Sallade	8.5
90-91	Dayna Sonovick	5.8
91-92	Angela Donnell	5.3
92-93	Jenny Root	8.0
93-94	Jenny Root	7.3
94-95	Jenny Root	8.2
95-96	Michelle (Hollister) Houseright	9.1
96-97	Renee Maitland	6.2
97-98	Tere Williams	7.6
98-99	Tere Williams	7.4
99-00	Tere Williams	8.1
00-01	Tere Williams	5.9
01-02	Ieva Kublina	7.8
02-03	Ieva Kublina	7.4
03-04	Erin Gibson	6.9



FIELD GOALS MADE

76-77.....	Kelly Bradley	94
77-78.....	Karen Garbis	125
78-79.....	Karen Garbis	146
79-80.....	Julie Williams	167
80-81.....	Maureen Corrigan.....	120
81-82.....	Kathy Hanover	132
82-83.....	Kathy Hanover	109
83-84.....	Taiqua Brittingham	164
84-85.....	Susan Walvius	175
85-86.....	Susan Walvius	202
86-87.....	Renee Dennis	212
87-88.....	Michelle Bain	204
88-89.....	Amy Byrne	163
89-90.....	Amy Byrne	205
90-91.....	Dayna Sonovick	135
91-92.....	Lisa Griffith.....	132
92-93.....	Jenny Root	163
93-94.....	Jenny Root	165
94-95.....	Jenny Root	204
95-96.....	Michelle (Hollister) Houseright.....	177
96-97.....	Kim Seaver	182
97-98.....	Tere Williams	170
98-99.....	Tere Williams	192
99-00.....	Tere Williams	156
00-01.....	Tere Williams	176
01-02.....	Ieva Kublina	198
02-03.....	Ieva Kublina	173
03-04.....	Ieva Kublina	155

FIELD GOAL PERCENTAGE

76-77.....	Kelly Bradley	461
77-78.....	Peg Bunger	466
78-79.....	Peg Bunger	496
79-80.....	Julie Williams.....	474
80-81.....	Julie Williams.....	490
81-82.....	Taiqua Brittingham	525
82-83.....	Taiqua Brittingham	460
83-84.....	Taiqua Brittingham	529
84-85.....	Joyce Waddy	538
85-86.....	Joyce Waddy.....	508
86-87.....	Michelle Bain	526
87-88.....	Michelle Bain	564
88-89.....	Missy Sallade	573
89-90.....	Amy Byrne	498
90-91.....	Lisa Griffith	469
91-92.....	Lisa Griffith	500
92-93.....	Jenny Root	580
93-94.....	Jenny Root	511
94-95.....	Jenny Root	533
95-96.....	Michelle (Hollister) Houseright	492
96-97.....	Kim Seaver	517
97-98.....	Tere Williams	538
98-99.....	Tere Williams	602
99-00.....	Tere Williams	595
00-01.....	Tere Williams	481
01-02.....	Ieva Kublina	473
02-03.....	Erin Gibson	474
03-04.....	Erin Gibson	485

3-PT FIELD GOALS MADE

87-88.....	Lisa Haney	29
88-89.....	Jeni Garber	57
89-90.....	Sarah Hillyer	53
90-91.....	Jeni Garber	70
91-92.....	Dayna Sonovick	28
92-93.....	Lisa Griffith.....	31



Chrystal Starling

93-94.....	Sue Logsdon	25
94-95.....	Christi Osborne.....	23
95-96.....	Sherry Banks	28
96-97.....	Renee Maitland	36
97-98.....	Maria Albertsson	20
98-99.....	Maria Albertsson	31
99-00.....	Sarah Hicks	36
00-01.....	Sarah Hicks	42
01-02.....	Sarah Hicks	64
02-03.....	Carrie Mason.....	42
03-04.....	Carrie Mason.....	51

FREE THROWS MADE

76-77.....	Karen Garbis	37
77-78.....	Karen Garbis	68
78-79.....	Sis Spriggs	51
79-80.....	Sandy Berry	58
80-81.....	Maureen Corrigan.....	110
81-82.....	Tammie Edwards.....	100
82-83.....	Tammie Edwards.....	73
83-84.....	Robin Lee	79
84-85.....	Renee Dennis	86
85-86.....	Renee Dennis	136
86-87.....	Renee Dennis	134
87-88.....	Michelle Bain	63
88-89.....	Missy Sallade	124
89-90.....	Amy Byrne	151
90-91.....	Lisa Griffith	74
91-92.....	Jenny Root	50
92-93.....	Jenny Root	90
93-94.....	Christi Osborne.....	97
94-95.....	Jenny Root	102

95-96.....	Michelle (Hollister) Houseright	107
96-97.....	Kim Seaver	63
97-98.....	Amy Wetzel	112
98-99.....	Amy Wetzel	153
99-00.....	Amy Wetzel	101
00-01.....	Tere Williams	104
01-02.....	Chrystal Starling	104
02-03.....	Ieva Kublina	112
03-04.....	Ieva Kublina	95

FREE THROW PERCENTAGE

(Minimum of 2 attempts per game)

76-77.....	Thea Bertoia656
77-78.....	Karen Garbis648
78-79.....	Pauline Landes606
79-80.....	Sandy Berry763
80-81.....	Maureen Corrigan775
81-82.....	Maureen Corrigan737
82-83.....	Taiqua Brittingham660
83-84.....	Robin Lee760
84-85.....	Robin Lee720
88-89.....	Amy Byrne820
89-90.....	Amy Byrne744
90-91.....	Sue Logsdon889
91-92.....	Jenny Root714
92-93.....	Lisa Griffith836
93-94.....	Christi Osborne874
94-95.....	Christi Osborne816
95-96.....	Terri Garland779
96-97.....	Katie O'Connor820
97-98.....	Kelly Drinka870
98-99.....	Amy Wetzel754
99-00.....	Tere Williams811
00-01.....	Chrystal Starling869
01-02.....	Chrystal Starling806
02-03.....	Chrystal Starling863
03-04.....	Dawn Chriss837

ASSISTS

76-77.....	not recorded	
77-78.....	Gail Kelly	46
78-79.....	Sandy Berry	120
79-80.....	Sandy Berry	139
80-81.....	Sandy Berry	125
81-82.....	Jackie Ansley	94
82-83.....	Jackie Ansley	94
83-84.....	Jackie Ansley	115
84-85.....	Taiqua Brittingham	114
85-86.....	Maureen Donovan	164
86-87.....	Maureen Donovan	143
87-88.....	Denise Kayajian	97
88-89.....	Stephanie Green	108
89-90.....	Sandy Michel	83
90-91.....	Jeni Garber	108
91-92.....	Phyllis Tonkin	97
92-93.....	Lisa Leftwich	100
93-94.....	Lisa Leftwich	110
94-95.....	Terri Garland	116
95-96.....	Terri Garland	102
96-97.....	Lisa Witherspoon	124
97-98.....	Lisa Witherspoon	219
98-99.....	Lisa Witherspoon	246
99-00.....	Amy Wetzel	152
00-01.....	Amy Wetzel	86
01-02.....	Lisa Guarneri	127
02-03.....	Carrie Mason	106
03-04.....	Kerri Gardin	90



TECH'S TOP 10 PERFORMANCES

POINTS (CAREER)

1983-87	Renee Dennis, 115 games	1791
97-01	Tere Williams, 118 games	1750
00-04	Ieva Kublina, 126 games	1647
91-95	Jenny Root, 117 games	1582
91-95	Christi Osborne, 117 games	1500
96-01	Amy Wetzel, 129 games	1444
99-03	Chrystal Starling, 121 games	1340
86-90	Amy Byrne, 113 games	1291
82-86	Susan Walvius, 105 games	1161
81-85	Robin Lee, 112 games	1147

POINTS (SEASON)

1989-90	Amy Byrne, Sr., 28 games	561
86-87	Renee Dennis, Sr., 29 games	558
85-86	Renee Dennis, Jr., 27 games	538
94-95	Jenny Root, Sr., 31 games	510
01-02	Ieva Kublina, So., 32 games	498
02-03	Ieva Kublina, Jr., 32 games	481
85-86	Susan Walvius, Sr., 28 games	475
87-88	Michelle Bain, Sr., 28 games	471
98-99	Tere Williams, So., 31 games	468
95-96	Michelle (Hollister) Houseright, So., 27 games	467

SCORING AVERAGE (CAREER)

1983-87	Renee Dennis, 115 games	15.6
97-01	Tere Williams, 118 games	14.8
91-95	Jenny Root, 117 games	13.5
00-04	Ieva Kublina, 126 games	13.1
91-95	Christi Osborne, 117 games	12.8
88-91	Jeni Garber, 56 games	12.6
86-90	Amy Byrne, 113 games	11.4
96-01	Amy Wetzel, 129 games	11.2
99-03	Chrystal Starling, 121 games	11.1
86-87	Susan Walvius, 105 games	11.1

SCORING AVERAGE (SEASON)

1989-90	Amy Byrne, Sr., 28 games	20.0
85-86	Renee Dennis, Jr., 27 games	19.9
86-87	Renee Dennis, Sr., 29 games	19.2
95-96	Michelle (Hollister) Houseright, So., 27 games	17.3
85-86	Susan Walvius, Sr., 28 games	17.0
87-88	Michelle Bain, Sr., 28 games	16.8
94-95	Jenny Root, Sr., 31 games	16.5
01-02	Ieva Kublina, So., 32 games	15.6
98-99	Tere Williams, So., 31 games	15.6
00-01	Tere Williams, Sr., 30 games	15.2



Renee Dennis

FIELD-GOAL PERCENTAGE (CAREER)

(Minimum 3 made per game)

1997-01	Tere Williams, 118 games	(694-1263)	.550
91-95	Jenny Root, 117 games	(626-1163)	.538
86-90	Missy Sallade, 108 games	(328-630)	.521
84-88	Michelle Bain, 110 games	(447-851)	.511
81-85	Taiqua Brittingham, 105 games	(383-751)	.510
02-	Dawn Chriss, 56 games	(142-291)	.488
82-86	Susan Walvius, 105 games	(505-1046)	.483
79-81	Julie Williams, 58 games	(269-560)	.480
86-90	Amy Byrne, 113 games	(479-1021)	.470
89-93	Lisa Griffith, 102 games	(389-832)	.467
95-99	Michelle (Hollister) Houseright, 115 games	(426-912)	.467

FIELD-GOAL PERCENTAGE (SEASON)

(Minimum 4 made per game)

1998-99	Tere Williams, So., 31 games	(192-319)	.602
99-00	Tere Williams, Jr., 27 games	(156-262)	.595
92-93	Jenny Root, So., 28 games	(163-281)	.580
88-89	Missy Sallade, Jr., 29 games	(138-241)	.573
87-88	Michelle Bain, Sr., 28 games	(204-362)	.564
97-98	Tere Williams, Fr., 31 games	(170-316)	.538
94-95	Jenny Root, Sr., 31 games	(204-383)	.533
83-84	Taiqua Brittingham, Jr., 29 games	(164-310)	.529
86-87	Michelle Bain, Jr., 29 games	(131-249)	.526
84-85	Renee Dennis, So., 29 games	(163-313)	.521



Tere Williams

FIELD GOALS MADE (CAREER)

1997-01	Tere Williams, 118 games	694
83-87	Renee Dennis, 115 games	680
91-95	Jenny Root, 117 games	626
00-04	Ieva Kublina, 126 games	613
91-95	Christi Osborne, 117 games	581
82-86	Susan Walvius, 105 games	505
86-90	Amy Byrne, 113 games	479
99-03	Chrystal Starling, 121 games	462
82-86	Angie Kelly, 104 games	451
84-88	Michelle Bain, 110 games	447

FIELD GOALS MADE (SEASON)

1986-87	Renee Dennis, Sr., 29 games	212
89-90	Amy Byrne, Sr., 28 games	205
94-95	Jenny Root, Sr., 31 games	204
87-88	Michelle Bain, Sr., 28 games	204
85-86	Susan Walvius, Sr., 28 games	202
85-86	Renee Dennis, Jr., 27 games	201
01-02	Ieva Kublina, So., 32 games	198
98-99	Tere Williams, So., 31 games	192
96-97	Kim Seaver, Fr., 31 games	182
95-96	Michelle (Hollister) Houseright, So., 27 games	177

THREE-POINT FG MADE (CAREER)

1997-02	Sarah Hicks, 119 games	157
88-91	Jeni Garber, 56 games	127
02-	Carrie Mason, 63 games	93
87-92	Dayna Sonovick, 85 games	84
00-04	Ieva Kublina, 126 games	77
91-95	Christi Osborne, 117 games	71
96-01	Amy Wetzel, 129 games	67
99-03	Chrystal Starling, 121 games	65
94-98	Renee Maitland, 99 games	64
89-93	Lisa Griffith, 102 games	64

THREE-POINT FG MADE (SEASON)

1990-91	Jeni Garber, Sr., 27 games	70
01-02	Sarah Hicks, Sr., 32 games	64
88-89	Jeni Garber, Jr., 29 games	57
03-04	Carrie Mason, So., 31 games	51
89-90	Sarah Hillyer, Fr., 28 games	53
02-03	Carrie Mason, Fr., 32 games	42
00-01	Sarah Hicks, Jr., 31 games	42
99-00	Sarah Hicks, So., 31 games	36
96-97	Renee Maitland, Jr., 31 games	36
90-91	Dayna Sonovick, Jr., 27 games	32

FREE THROWS MADE (CAREER)

1996-01	Amy Wetzel, 129 games	489
83-87	Renee Dennis, 115 games	431
97-01	Tere Williams, 118 games	361
99-03	Chrystal Starling, 121 games	351
00-04	Ieva Kublina, 126 games	344
86-90	Amy Byrne, 113 games	333
91-95	Jenny Root, 117 games	329
81-85	Robin Lee, 112 games	289
86-90	Missy Sallade, 108 games	270
91-95	Christi Osborne, 112 games	267

FREE THROWS MADE (SEASON)

1998-99	Amy Wetzel, So., 31 games	153
89-90	Amy Byrne, Sr., 28 games	151
85-86	Renee Dennis, Jr., 27 games	136
86-87	Renee Dennis, Sr., 29 games	134
88-89	Missy Sallade, Jr., 29 games	124
02-03	Ieva Kublina, Jr., 32 games	112
97-98	Amy Wetzel, r-Fr., 31 games	112
80-81	Maureen Corrigan, Jr., 30 games	110
88-89	Amy Byrne, Jr., 29 games	109
89-90	Missy Sallade, Sr., 28 games	108

REBOUNDS (CAREER)

1997-01	Tere Williams, 118 games	853
00-04	Ieva Kublina, 126 games	845
91-95	Jenny Root, 117 games	815
83-87	Renee Dennis, 115 games	792
79-83	Tammie Edwards, 107 games	748
82-86	Susan Walvius, 105 games	644
84-88	Michelle Bain, 110 games	619
86-90	Amy Byrne, 113 games	618
86-90	Missy Sallade, 108 games	610
95-99	Michelle (Hollister) Houseright, 115 games	609

REBOUNDS (SEASON)

1981-82	Tammie Edwards, Jr., 28 games	275
85-86	Susan Walvius, Sr., 28 games	272
94-95	Jenny Root, Sr., 31 games	253
88-89	Missy Sallade, Jr., 29 games	252
01-02	Ieva Kublina, So., 32 games	249
95-96	Michelle Hollister, So., 27 games	245
02-03	Ieva Kublina, Jr., 32 games	238
89-90	Missy Sallade, Sr., 28 games	237
97-98	Tere Williams, Fr., 31 games	237
79-80	Julie Williams, Fr., 29 games	227



Tammie Edwards

REBOUNTING AVERAGE (CAREER)

1997-01	Tere Williams, 118 games	7.2
91-95	Jenny Root, 117 games	7.0
76-79	Karen Garbis, 62 games	7.0
79-83	Tammie Edwards, 107 games	7.0
83-87	Renee Dennis, 115 games	6.9
00-04	Ieva Kublina, 126 games	6.7
79-81	Julie Williams, 58 games	6.3
01-	Erin Gibson, 94 games	6.2
82-86	Susan Walvius, 105 games	6.1
86-88	Wendy Sanders, 54 games	5.9

REBOUNTING AVERAGE (SEASON)

1981-82	Tammie Edwards, Jr., 28 games	9.8
85-86	Susan Walvius, Sr., 28 games	9.7
95-96	Michelle (Hollister) Houseright, So., 27 games	9.1
88-89	Missy Sallade, Jr., 29 games	8.7
82-83	Tammie Edwards, Sr., 25 games	8.6
89-90	Missy Sallade, Sr., 28 games	8.5
99-00	Tere Williams, Jr., 27 games	8.4
85-86	Renee Dennis, Jr., 27 games	8.3
94-95	Jenny Root, Sr., 31 games	8.2
77-78	Karen Garbis, Jr., 22 games	8.1

ASSISTS (CAREER)

1996-99	Lisa Witherspoon, 112 games	635
83-87	Maureen Donovan, 115 games	410
96-01	Amy Wetzel, 129 games	399
78-81	Sandy Berry, 83 games	384
91-95	Lisa Leftwich, 111 games	371
92-96	Terri Garland, 114 games	369
88-92	Phyllis Tonkin, 100 games	319
91-95	Christi Osborne, 117 games	316
81-84	Jackie Ansley, 83 games	312
81-85	Taiqua Brittingham, 105 games	303

ASSISTS (SEASON)

1998-99	Lisa Witherspoon, Sr., 30 games	246
97-98	Lisa Witherspoon, Jr., 31 games	219
85-86	Maureen Donovan, Jr., 28 games	164
99-00	Amy Wetzel, Jr., 31 games	152
86-87	Maureen Donovan, Sr., 29 games	143
79-80	Sandy Berry, Jr., 29 games	139
01-02	Lisa Guarneri, Sr., 32 games	127
80-81	Sandy Berry, Sr., 30 games	125
96-97	Lisa Witherspoon, So., 23 games	124
78-79	Sandy Berry, So., 24 games	120



Lisa Witherspoon

BLOCKED SHOTS (CAREER)

2000-04	Ieva Kublina, 126 games	256
82-86	Susan Walvius, 105 games	204
91-95	Jenny Root, 117 games	133
84-88	Michelle Bain, 110 games	109
96-00	Kim Seaver, 85 games	106
79-81	Julie Williams, 82 games	82
01-	Erin Gibson, 94 games	79
89-93	Lisa Griffith, 102 games	77
86-90	Missy Sallade, 108 games	71
00-01	Tere Williams, 118 games	67

BLOCKED SHOTS (SEASON)

1985-86	Susan Walvius, Sr., 28 games	93
01-02	Ieva Kublina, So., 32 games	86
84-85	Susan Walvius, Jr., 28 games	73
03-04	Ieva Kublina, Sr., 31 games	73
02-03	Ieva Kublina, Jr., 32 games	62
96-97	Kim Seaver, Fr., 31 games	54
96-97	Meg Hunter, Fr., 31 games	49
79-80	Julie Williams, Fr., 29 games	43
86-87	Michelle Bain, Jr., 29 games	43
92-93	Jenny Root, So., 28 games	39

STEALS (CAREER)

1981-85	Taiqua Brittingham, 105 games	252
96-01	Amy Wetzel, 129 games	235
96-99	Lisa Witherspoon, 112 games	219
78-81	Sandy Berry, 83 games	175
91-95	Lisa Leftwich, 111 games	161
81-84	Jackie Ansley, 83 games	157
92-96	Terri Garland, 114 games	144
83-87	Maureen Donovan, 115 games	142
82-86	Angie Kelly, 104 games	140
99-03	Chrystal Starling, 121 games	127

STEALS (SEASON)

1998-99	Lisa Witherspoon, Sr., 30 games	86
83-84	Taiqua Brittingham, Jr., 29 games	78
96-97	Renee Maitland, Jr., 31 games	77
78-79	Sandy Berry, So., 24 games	70
83-84	Jackie Ansley, Sr., 30 games	68
84-85	Taiqua Brittingham, Sr., 23 games	66
82-83	Taiqua Brittingham, So., 25 games	62
97-98	Lisa Witherspoon, Jr., 31 games	62
88-89	Jeni Garber, Jr., 29 games	60
03-04	Carrie Mason, So., 31 games	58



Sue Logsdon

FREE-THROW PERCENTAGE (CAREER)

(Minimum 1.5 made per game)

1991-95	Christi Osborne, 117 games	(267-322)	.829
99-03	Chrystal Starling, 121 games	(351-425)	.826
02-	Dawn Chriss, 56 games	(110-136)	.809
90-94	Sue Logsdon, 105 games	(203-257)	.790
02-	Carrie Mason, 63 games	(161-205)	.785
89-93	Lisa Griffith, 102 games	(191-247)	.773
00-04	Ieva Kublina, 126 games	(344-447)	.770
80-82	Maureen Corrigan, 55 games	(166-218)	.761
86-90	Amy Byrne, 113 games	(333-438)	.760
96-99	Katie O'Connor, 120 games	(216-286)	.755

FREE-THROW PERCENTAGE (SEASON)

(Min. 60 attempts)

1990-91	Sue Logsdon, Fr., 27 games	(72-81)	.889
93-94	Christi Osborne, Jr., 30 games	(97-111)	.874
00-01	Chrystal Starling, So., 31 games	(93-107)	.869
02-03	Chrystal Starling, Sr., 27 games	(88-102)	.863
92-93	Lisa Griffith, Sr., 28 games	(62-74)	.838
03-04	Dawn Chriss, So., 31 games	(87-104)	.837
90-91	Lisa Griffith, So., 27 games	(74-89)	.831
03-04	Ieva Kublina, Sr., 31 games	(95-115)	.826
88-89	Amy Byrne, Jr., 29 games	(109-133)	.820
94-95	Christi Osborne, Sr., 31 games	(71-87)	.816



1,000-POINT CLUB

RENEE DENNIS • 1,791

Year	G/GS	Min.	FG-FGA	Pct.	3P-3PA	Pct.	FT-FTA	Pct.	Reb.	Avg.	A	TO	BS	ST	Pts.	Avg.
1983-84	30/2	618	104-231	.450	-----	----	75-116	.647	148	4.9	9	50	5	11	283	9.4
1984-85	29/25	789	163-313	.521	-----	----	86-138	.623	215	7.4	11	73	8	21	412	14.2
1985-86	27/27	956	201-445	.452	-----	----	136-202	.673	224	8.3	25	98	5	22	538	19.9
1986-87	29/29	1,001	212-472	.449	-----	----	134-182	.736	205	7.1	46	100	0	22	558	19.2
Total	115/83	3,364	680-1,461	.465	-----	----	431-638	.676	792	6.9	91	321	18	76	1,791	15.6

TERE WILLIAMS • 1,750

Year	G/GS	Min.	FG-FGA	Pct.	3P-3PA	Pct.	FT-FTA	Pct.	Reb.	Avg.	A	TO	BS	ST	Pts.	Avg.
1997-98	31/28	776	170-316	.538	0-0	.000	74-124	.597	237	7.6	16	85	15	36	414	13.4
1998-99	30/29	822	192-319	.604	0-0	.000	84-113	.750	221	7.5	27	66	22	29	468	15.6
1999-00	27/25	807	156-262	.595	0-1	.000	99-122	.811	218	8.4	19	76	14	32	411	15.1
2000-01	30/30	814	176-366	.481	1-15	.067	104-136	.764	177	5.9	30	78	16	26	457	15.2
Total	118/112	3219	694-1263	.550	1-16	.063	361-495	.729	853	7.2	92	305	67	123	1,750	14.8

IEVA KUBLINA • 1,647

Year	G/GS	Min.	FG-FGA	Pct.	3P-3PA	Pct.	FT-FTA	Pct.	Reb.	Avg.	A	TO	BS	ST	Pts.	Avg.
1900-01	31/3	642	87-199	.437	13-38	.342	55-85	.647	154	5.0	15	46	35	11	242	7.8
2001-02	32/32	976	198-419	.473	20-53	.377	82-107	.766	249	7.8	30	74	86	23	498	15.6
2002-03	32/32	1,046	173-383	.452	23-65	.354	112-140	.800	238	7.4	44	81	62	30	481	15.0
2003-04	31/31	999	155-374	.414	21-78	.269	95-115	.826	204	6.6	26	72	73	23	426	13.7
Totals	126/98	3,663	613-1,375	.446	77-234	.329	344-447	.770	845	6.7	115	273	256	87	1,647	13.1

JENNY ROOT • 1,582

Year	G/GS	Min.	FG-FGA	Pct.	3P-3PA	Pct.	FT-FTA	Pct.	Reb.	Avg.	A	TO	BS	ST	Pts.	Avg.
1991-92	28/1	527	94-176	.534	1-1	1.000	50-70	.714	120	4.3	12	38	27	14	239	8.5
1992-93	28/25	777	163-281	.580	0-0	.000	90-123	.732	224	8.0	22	58	39	20	416	14.9
1993-94	30/30	924	165-323	.511	0-0	.000	87-136	.640	218	7.3	21	46	30	26	417	13.9
1994-95	31/31	962	204-383	.533	0-0	.000	102-157	.650	253	8.2	30	74	37	27	510	16.5
Total	117/87	3,190	626-1,163	.538	1-1	1.000	329-486	.677	815	7.0	85	216	133	87	1,582	13.5

CHRISTI OSBORNE • 1,500

Year	G/GS	Min.	FG-FGA	Pct.	3P-3PA	Pct.	FT-FTA	Pct.	Reb.	Avg.	A	TO	BS	ST	Pts.	Avg.
1991-92	28/20	880	120-271	.443	9-27	.333	37-45	.822	144	5.1	66	79	15	24	286	10.2
1992-93	28/28	917	149-335	.445	24-60	.400	62-79	.785	142	5.1	92	73	14	30	384	13.7
1993-94	30/30	1,000	161-373	.432	15-51	.294	97-111	.874	138	4.6	78	72	8	18	434	14.5
1994-95	31/31	1,054	151-365	.414	23-78	.295	71-87	.816	142	4.6	80	71	17	24	396	12.8
Total	117/109	3,851	581-1,344	.432	71-216	.329	267-322	.829	566	4.8	316	295	54	96	1,500	12.8



Renee Dennis



Tere Williams



Ieva Kublina



Jenny Root



Christi Osborne



Amy Wetzel



Chrystal Starling



Amy Byrne



Susan Walvius



Robin Lee

AMY WETZEL • 1,444

Year	G/GS	Min	FG-FGA	Pct.	3P-3PA	Pct.	FT-FTA	Pct.	Reb.	Avg.	A	TO	BS	ST	Pts.	Avg.
1996-97	6/1	180	18-43	.419	7-19	.368	28-34	.824	23	3.8	10	10	2	17	71	11.8
1997-98	31/27	908	106-235	.451	6-43	.140	112-140	.800	126	4.1	67	81	6	57	330	10.6
1998-99	30/29	1,032	127-307	.414	25-65	.385	153-203	.754	167	5.6	84	92	3	55	432	14.6
1999-00	31/31	1,059	105-242	.434	14-44	.318	101-138	.732	140	4.5	152	110	7	57	325	10.5
2000-01	31/31	950	88-206	.427	15-37	.405	95-120	.792	109	3.5	86	76	1	49	286	9.2
Total	129/119	4,129	444-1,033	.430	67-208	.322	489-635	.770	565	4.4	399	369	19	235	1,444	11.2

CHRYSTAL STARLING • 1,340

Year	G/GS	Min	FG-FGA	Pct.	3P-3PA	Pct.	FT-FTA	Pct.	Reb.	Avg.	A	TO	BS	ST	Pts.	Avg.
1999-00	31/23	890	132-288	.458	13-29	.448	66-87	.759	119	3.8	78	104	9	42	343	11.1
2000-01	31/0	764	108-254	.425	15-50	.300	93-107	.869	136	4.4	49	83	14	27	324	10.5
2001-02	32/18	805	119-270	.441	22-68	.324	104-129	.806	97	3.0	50	60	6	33	364	11.4
2002-03	27/16	730	103-263	.392	15-63	.238	88-102	.863	105	3.9	45	78	2	25	309	11.4
Totals	121/57	3,189	462-1,075	.429	65-210	.310	351-425	.826	457	3.8	222	325	31	127	1,340	11.1

AMY BYRNE • 1,291

Year	G/GS	Min	FG-FGA	Pct.	3P-3PA	Pct.	FT-FTA	Pct.	Reb.	Avg.	A	TO	BS	ST	Pts.	Avg.
1986-87	28/0	306	38-108	.352	-----	----	46-60	.767	83	3.0	11	29	4	11	122	4.4
1987-88	28/1	490	73-177	.412	0-0	.000	27-42	.643	116	4.1	16	27	5	13	173	6.2
1988-89	29/29	882	163-324	.503	0-0	.000	109-133	.820	217	7.5	19	69	6	23	435	15.0
1989-90	28/28	894	205-412	.498	0-0	.000	151-203	.744	202	7.2	26	66	2	26	561	20.0
Total	113/58	2,572	479-1,021	.469	0-0	.000	333-438	.760	618	5.5	72	191	17	73	1,291	11.4

SUSAN WALVIUS • 1,161

Year	G/GS	Min	FG-FGA	Pct.	3P-3PA	Pct.	FT-FTA	Pct.	Reb.	Avg.	A	TO	BS	ST	Pts.	Avg.
1982-83	24/0	300	63-144	.436	-----	----	13-16	.813	77	3.2	6	25	17	8	139	5.8
1983-84	25/0	317	65-143	.454	-----	----	26-36	.722	87	3.5	6	18	21	4	156	6.2
1984-85	28/26	753	175-352	.497	-----	----	41-62	.661	208	7.4	17	58	73	27	391	14.0
1985-86	28/28	884	202-407	.496	-----	----	71-97	.732	272	9.7	25	42	93	26	475	17.0
Total	105/54	2,254	505-1,046	.483	-----	----	151-211	.716	644	6.1	54	143	204	65	1,161	11.1

ROBIN LEE • 1,147

Year	G/GS	Min	FG-FGA	Pct.	3P-3PA	Pct.	FT-FTA	Pct.	Reb.	Avg.	A	TO	BS	ST	Pts.	Avg.
1981-82	28/26	757	126-309	.408	-----	----	98-135	.726	126	4.5	24	83	13	27	350	12.5
1982-83	25/224	640	95-255	.373	-----	----	44-74	.595	101	4.0	34	63	9	17	234	9.4
1983-84	30/30	744	105-265	.396	-----	----	79-104	.760	171	5.7	64	88	19	20	289	9.6
1984-85	29/26	639	108-233	.464	-----	----	58-74	.784	97	3.3	58	82	8	26	274	9.4
Total	112/106	2,780	434-1,062	.409	-----	----	279-387	.721	495	4.4	80	316	49	90	1,147	10.2



MICHELLE (HOLLISTER) HOUSERIGHT • 1,112

Year	G/GS	Min	FG-FGA	Pct.	3P-3PA	Pct.	FT-FTA	Pct.	Reb.	Avg.	A	TO	BS	ST	Pts.	Avg.
1994-95	28/0	255	23-92	.250	2-13	.154	18-26	.692	59	2.1	14	36	11	13	66	2.4
1995-96	27/26	816	177-360	.492	6-19	.316	107-172	.622	245	9.1	24	76	23	53	467	17.3
1996-97	Did not play															
1997-98	29/6	652	108-217	.498	0-0	.000	60-94	.638	165	5.7	35	64	12	27	276	9.5
1998-99	31/11	669	118-243	.486	1-2	.500	66-88	.750	140	4.5	30	47	7	46	303	9.8
Total	115/43	2,392	426-912	.467	9-34	.265	251-380	.661	609	5.3	103	223	53	139	1,112	9.7

SARAH HICKS • 1,092

Year	G/GS	Min	FG-FGA	Pct.	3P-3PA	Pct.	FT-FTA	Pct.	Reb.	Avg.	A	TO	BS	ST	Pts.	Avg.
1997-98	25/0	232	37-80	.463	15-40	.375	17-26	.654	39	1.6	19	25	2	3	106	4.6
1998-99	(redshirted)															
1999-00	31/23	908	114-287	.397	36-140	.257	36-52	.692	144	4.6	78	70	11	18	300	9.7
2000-01	31/31	895	107-246	.435	42-108	.389	44-59	.746	164	5.3	84	60	6	29	300	9.7
2001-02	32/32	1,101	133-309	.430	64-160	.400	56-76	.737	168	5.3	112	81	13	11	386	12.1
Totals	119/86	3,136	391-922	.424	157-448	.350	153-213	.718	515	4.3	293	236	32	61	1,092	9.2

ANGIE KELLY • 1,092

Year	G/GS	Min	FG-FGA	Pct.	3P-3PA	Pct.	FT-FTA	Pct.	Reb.	Avg.	A	TO	BS	ST	Pts.	Avg.
1982-83	22/0	215	40-105	.381	-----	----	24-32	.750	31	1.4	19	23	0	11	104	4.7
1983-84	29/3	599	128-264	.485	-----	----	59-83	.711	76	2.6	36	63	2	41	315	10.9
1984-85	29/26	639	130-303	.429	-----	----	55-76	.724	77	2.7	88	80	4	57	315	10.9
1985-86	24/24	791	153-348	.440	-----	----	52-66	.788	90	3.8	65	69	3	31	358	14.9
Total	104/53	2,244	451-1,020	.442	-----	----	190-257	.739	274	2.6	208	235	9	140	1,092	10.5

MICHELLE BAIN • 1,068

Year	G/GS	Min	FG-FGA	Pct.	3P-3PA	Pct.	FT-FTA	Pct.	Reb.	Avg.	A	TO	BS	ST	Pts.	Avg.
1984-85	25/0	198	39-77	.506	-----	----	18-31	.529	63	2.5	1	26	12	7	96	3.8
1985-86	28/6	480	73-163	.448	-----	----	44-77	.571	146	5.2	7	55	27	12	190	6.8
1986-87	29/28	695	131-249	.526	-----	----	49-92	.533	195	6.7	14	72	43	21	311	10.7
1987-88	28/27	766	204-362	.564	0-0	.000	63-113	.558	215	7.7	11	69	27	19	471	16.8
Total	110/61	2,139	447-851	.525	0-0	.000	174-313	.556	619	5.6	33	222	109	59	1,068	9.7

LISA GRIFFITH • 1,033

Year	G/GS	Min	FG-FGA	Pct.	3P-3PA	Pct.	FT-FTA	Pct.	Reb.	Avg.	A	TO	BS	ST	Pts.	Avg.
1989-90	20/0	118	14-45	.311	0-0	.000	12-19	.632	36	1.8	3	6	4	1	40	2.0
1990-91	27/26	708	119-254	.469	7-18	.389	74-89	.831	137	5.1	17	39	21	17	319	11.8
1991-92	27/27	659	132-264	.500	26-58	.448	43-65	.662	130	4.8	20	49	18	16	333	12.3
1992-93	28/28	725	124-269	.461	31-82	.378	62-74	.838	177	6.3	22	57	34	26	341	12.2
Total	102/81	2,210	389-832	.468	64-158	.405	191-247	.773	480	4.7	62	151	77	160	1,033	10.1



Michelle (Hollister)
Houseright



Sarah Hicks



Angie Kelly



Michelle Bain



Lisa Griffith

CASSELL COLISEUM RECORDS



VIRGINIA TECH

INDIVIDUAL

FG made	14	Renee Dennis vs. Florida State (1/3/87)
FG att.	30	Renee Dennis vs. Memphis State (2/7/87)
3-pt. FG made	6	Sarah Hillyer vs. Florida State (2/3/90)
	6	Jeni Garber vs. West Virginia (12/20/90)
3-pt. FG att.	15	Sarah Hicks vs. Duke (12/8/99)
FT made	15	Robin Lee vs. Florida State (1/16/82)
FT att.	17	Robin Lee vs. Florida State (1/16/82)
Points	34	Renee Dennis vs. Memphis State (2/7/87)
Off. Reb.	9	Amy Byrne vs. Liberty (1/8/90); Joyce Waddy vs. Louisville, (2/23/87)
Def. Reb.	14	Nicole Jones vs. Hampton (12/29/99)
Tot. Reb.	21	Nicole Jones vs. Hampton (12/29/99)
Assists	13	Lisa Leftwich vs. VCU (2/8/92)
Turnovers	12	Sandy Berry vs. UNCC (1/13/79)
Blocks	9	Susan Walvius vs. Florida State (1/4/86)
Steals	9	Taiqua Brittingham vs. Northwestern (12/22/83)

TEAM

FG made	44	vs. West Virginia Wesleyan (11/18/80)
FG att.	94	vs. Appalachian State (11/17/79)
3-pt. FG made	10	vs. Radford (2/21/91)
3-pt. FG att.	26	vs. Syracuse (1/4/03)
FT made	43	vs. Yale (1/9/82)
FT att.	58	vs. Yale (1/9/82)
Points	104	vs. Tulane (1/10/85)
Off. Reb.	40	vs. Liberty (1/8/90)
Def. Reb.	43	vs. Gardner-Webb (1/2/93)
Tot. Reb.	75	vs. Liberty (1/8/90)
Assists	28	vs. Florida State (2/20/88)
Turnovers	38	vs. East Tennessee State (12/10/77)
Blocks	14	vs. East Tennessee State (12/21/93)

OPPONENTS

INDIVIDUAL

FG made	16	Heather Burge, Virginia (12/8/92)
FG att.	36	Vivian Greene, Norfolk State (1/15/77)
3-pt. FG made	5	Anna Pavlikhina, VCU (1/9/93); Camille Murphy, Georgia (11/17/99); Sue Bird, Connecticut (2/7/01)
3-pt. FG att.	12	Anna Pavlikhina, VCU (1/9/93)
FT made	15	Paula Dolan, Charleston (12/19/81)
FT att.	19	Paula Dolan, Charleston (12/19/81)
Points	34	Heather Burge, Virginia (12/8/92)
	34	Bev Burnette, Florida State (2/20/88); Susan Highfill, Roanoke (2/15/77)
Off. Reb.	8	Glynetha Davis, Memphis State (2/11/89)
Def. Reb.	15	Carolyn Dehn-Duhr, JMU (12/10/88)
Tot. Reb.	21	Glenda Stokes, Florida State (1/16/82)
Assists	11	Jan Cameron, UT-Chattanooga (1/8/94)
Turnovers	14	Karin Vadelund, George Washington (12/4/88)
Blocks	11	Svetlana Pankratova, VCU (2/12/94)
Steals	7	Vivian Greene, Norfolk State (1/15/77)
	7	Tonya Cardoza, Virginia (12/8/87)
	7	Carrie Coffman, Bradley (1/12/94)
	7	Meghan Saake, Miami (2/5/02)

TEAM

FG made	43	Cincinnati (2/10/84)
	43	Old Dominion (3/1/84)
FG att.	91	Cincinnati (2/10/84)
3-pt. FG made	14	Connecticut (2/7/01)
3-pt. FG att.	28	Connecticut (2/7/01)
FT made	32	Radford (1/20/93)
FT att.	43	Florida State (1/3/87)
	43	Radford (12/6/86)
Points	108	Old Dominion (1/27/78)
Off. Reb.	25	Marshall (12/30/92)
	25	Florida State (1/3/87)
Def. Reb.	36	James Madison (12/10/88)
Tot. Reb.	62	Virginia Union (2/9/78)
Assists	24	Connecticut (2/7/01)
Turnovers	47	Appalachian State (11/17/79)
Blocks	13	Virginia Commonwealth (2/12/94)





YEAR-BY-YEAR RESULTS



Virginia Tech's first varsity women's basketball team competed in 1976-77.

1976-77

Coach: John Wetzel
Record: 7-9

Dec. 4	Virginia State	L	42-46
Dec. 9	at Virginia	L	52-54
Dec. 14	at Bridgewater	W	59-55
Jan. 5	at East Tenn. St.	L	58-71
Jan. 12	at Radford	L	50-60
Jan. 15	Norfolk State	L	55-68
Jan. 18	Emory & Henry	W	49-48
Jan. 25	Longwood	W	59-47
Jan. 28	at William & Mary	W	57-47
Feb. 2	at #16 Old Dominion	L	39-82
Feb. 3	at VCU	W	53-43
Feb. 15	Roanoke College	W	71-68
Feb. 19	James Madison	W	56-46
Feb. 23	Virginia	L	58-67
Mar. 3	vs. James Madison1	L	37-47
Mar. 4	vs. Norfolk State1	L	49-56

1 - Va. State Tournament in Norfolk, Va.

1977-78

Coach: Carolyn Owen
Record: 8-16

Dec. 7	Bridgewater	L	65-77
Dec. 9	Emory & Henry	W	61-52
Dec. 10	East Tenn. St.	L	57-78
Dec. 19	vs. G. Washington1	W	65-57
Dec. 20	vs. William & Mary1	L	65-80
Jan. 9	at Virginia	L	39-54
Jan. 16	Morris Harvey	L	78-81
Jan. 20	Virginia State	L	55-81
Jan. 21	at Norfolk State	L	68-86
Jan. 24	Radford	L	52-73
Jan. 27	#7 Old Dominion	L	48-108
Feb. 3	VCU	W	87-45
Feb. 4	William & Mary	W	65-57
Feb. 7	at Longwood	L	59-68
Feb. 9	Virginia Union	W	73-68
Feb. 16	at James Madison	L	47-65
Feb. 17	at VCU	W	75-47
Feb. 20	at Radford	L	68-81
Feb. 22	at West Virginia	L	72-75
Feb. 25	at Emory & Henry	W	75-59
Feb. 27	at East Tenn. St.	L	64-74
Feb. 28	at Roanoke Col.	W	76-56
Mar. 2	at #7 Old Dominion2	L	53-83
Mar. 3	vs. Virginia2	L	38-58

1 - VCU Christmas Tourn. in Richmond, Va.
2 - Va. State Tournament in Norfolk, Va.

1978-79

Coach: Carol Alfano
Record: 9-15

Nov. 28	at Marshall	L	57-70
Nov. 29	at Morris Harvey	L	69-82
Dec. 6	at Bridgewater	W	70-58
Dec. 9	Wake Forest	L	56-75
Jan. 12	Norfolk State	W	83-62
Jan. 13	UNC Charlotte	L	65-67
Jan. 17	Virginia	L	58-74
Jan. 22	W. Va. Wesleyan	W	83-78
Jan. 23	Virginia State	L	67-69

Jan. 26	at G. Washington	L	65-76
Jan. 27	at Virginia Union	L	59-73
Jan. 30	James Madison	W	57-49
Feb. 1	Lenoir-Rhyne	L	73-87
Feb. 2	American Univ.	L	72-73
Feb. 8	at #1 Old Dominion	L	47-91
Feb. 9	Georgetown	L	57-62
Feb. 14	Radford	L	60-66
Feb. 15	Longwood	W	81-55
Feb. 21	West Virginia	W	73-61
Feb. 23	at William & Mary	W	64-59
Feb. 24	at VCU	L	56-69
Mar. 1	James Madison1	L	64-66
Mar. 2	VCU1	W	75-54
Mar. 3	Norfolk State1	W	70-53

1 - Va. State Tourn. in Blacksburg, Va.

1979-80

Coach: Carol Alfano
Record: 17-12

Nov. 17	Appalachian St.	W	78-55
Nov. 20	at East Tenn. St.	W	75-63
Nov. 28	at North Carolina	L	73-82
Dec. 1	VCU	W	87-66
Dec. 8	South Carolina	L	68-86
Dec. 17	at Florida State1	L	57-67
Dec. 18	vs. St. Louis1	W	71-60
Dec. 19	vs. Cincinnati1	L	58-66
Jan. 4	G. Washington	L	53-57
Jan. 6	East Carolina	L	58-75
Jan. 8	William & Mary	W	60-56
Jan. 10	Marshall	W	70-57
Jan. 14	vs. Virginia2	L	38-48
Jan. 18	at Norfolk State	W	65-61
Jan. 21	Virginia Union	W	71-62
Jan. 23	at Virginia State	W	63-50
Jan. 26	UNC Charlotte	L	61-66
Jan. 29	at James Madison	W	62-55
Feb. 1	Winthrop3	W	60-54
Feb. 2	East Tenn. St.3	W	65-54
Feb. 5	#1 Old Dominion	L	52-78
Feb. 9	at Florida State	W	77-54
Feb. 11	Charleston	W	66-59
Feb. 15	at Longwood	W	75-58
Feb. 19	at Pittsburgh	L	54-76
Feb. 20	at West Virginia	W	71-67
Feb. 23	at Radford	W	63-62
Feb. 24	Cincinnati	L	53-54
Feb. 27	Virginia Union4	L	52-63

1 - Metro Tourn. in Tallahassee, Fla.
2 - in Richmond, Va.
3 - Virginia Tech Inv. in Blacksburg, Va.
4 - Va. State Tourn. in Blacksburg, Va.

1980-81

Coach: Carol Alfano
Record: 13-17

Nov. 18	W. Va. Wesleyan	W	100-46
Nov. 23	at East Carolina	L	65-70
Nov. 24	at N.C. State	L	68-94
Nov. 29	William & Mary	W	65-63
Dec. 1	South Carolina	L	42-78
Dec. 5	vs. Delaware1	W	75-54

Dec. 6	at G. Washington1	L	54-57
Dec. 11	Virginia State	W	62-45
Dec. 13	at West Virginia	W	74-67
Dec. 19	vs. Carson-Newman2	W	71-56
Dec. 20	at East Tenn. St.2	L	50-88
Dec. 29	vs. Georgia3	L	50-65
Jan. 3	vs. Virginia4	L	43-58
Jan. 10	Louisville	L	72-89
Jan. 12	Norfolk State	W	73-37
Jan. 14	UNC Charlotte	L	67-69
Jan. 17	at Cincinnati	L	58-78
Jan. 24	Duke	W	65-55
Jan. 28	James Madison	W	66-58
Feb. 2	East Tenn. St.	W	62-56
Feb. 5	vs. Louisville5	L	64-81
Feb. 6	vs. St. Louis5	L	65-72
Feb. 14	at Charleston	L	58-60
Feb. 16	at Marshall	W	79-61
Feb. 19	at App. St.	L	58-64
Feb. 21	at Virginia Union	L	51-55
Feb. 23	at #3 Old Dominion	L	39-85
Mar. 3	at James Madison6	W	71-65
Mar. 6	vs. #6 Old Dominion	L	54-65
Mar. 7	vs. #20 Virginia	L	41-49

1 - George Washington Tourn. in Washington, D.C.
2 - East Tenn. St. Christmas Tourn. in Johnson City, Tenn.
3 - in Harriman, Tenn.
4 - in Roanoke, Va.
5 - Metro Tourn. in New Orleans, La.
6 - Va. State Tourn. in Harrisonburg, Va.

1981-82

Coach: Carol Alfano
Record: 16-12; Metro: 0-5

Nov. 24	William & Mary	W	89-58
Nov. 28	Radford	W	81-63
Dec. 4	vs. American1	W	92-57
Dec. 5	G. Washington1	W	73-54
Dec. 7	#2 Old Dominion	L	45-82
Dec. 11	at Duke	L	58-71
Dec. 19	Charleston	W	88-74
Dec. 27	at Queens Col.2	W	100-51
Dec. 28	vs. Detroit2	L	47-65
Dec. 29	vs. DePaul2	W	62-61
Jan. 2	vs. West Virginia3 (2OT)	L	81-82
Jan. 6	App. State	W	64-57
Jan. 9	Yale	W	95-66
Jan. 12	at East Tenn. St.	L	60-80
Jan. 16	Florida State	L	82-93
Jan. 18	Marshall	W	71-52
Jan. 22	Louisville	L	68-72
Jan. 25	#5 N.C. State	L	47-48
Jan. 29	vs. Tulane	L	64-72
Jan. 31	at Cincinnati4	L	81-86
Feb. 3	Memphis State	L	68-77
Feb. 6	vs. Virginia3	W	63-56
Feb. 10	at James Madison	W	85-74
Feb. 13	North Carolina	W	76-74
Feb. 16	Liberty Baptist	W	77-44
Feb. 20	at Roanoke Col.	W	103-67
Feb. 25	Tulane5	W	62-52
Feb. 26	Memphis State5	L	59-83

1 - Belair Classic in Washington, D.C.
2 - Queens College Tourn. in Flushing, N.Y.
3 - in Roanoke, Va.
4 - in Cincinnati, Ohio
5 - Metro Tourn. in Memphis, Tenn.

1982-83

Coach: Carol Alfano
Record: 13-12; Metro: 2-3

Nov. 29	at Marshall	W	73-69
Dec. 1	East Tenn. St.	W	64-63
Dec. 6	at N.C. State	L	63-79
Dec. 9	at Radford	W	73-63
Dec. 11	Howard	W	78-54
Dec. 18	at Charleston	W	81-64
Dec. 20	at #4 Old Dominion	L	53-84
Dec. 27	vs. St. John's1	L	60-64
Dec. 28	vs. Temple1 (2OT)	L	83-85

Jan. 4	#12 Tennessee	L	47-56
Jan. 8	at Virginia	L	66-70
Jan. 15	at West Virginia	L	66-71
Jan. 17	at App. State	W	92-79
Jan. 22	at Memphis State	L	60-78
Jan. 29	Cincinnati	W	86-63
Jan. 31	Louisville	W	68-61
Feb. 5	VCU	W	81-57
Feb. 8	at UNC Charlotte	W	66-60
Feb. 11	at Cincinnati	L	58-81
Feb. 13	at Louisville	L	54-63
Feb. 16	James Madison	W	57-47
Feb. 19	Morehead State	W	61-60
Feb. 21	at North Carolina	L	83-103
Feb. 28	at Liberty Baptist	W	78-74
Mar. 6	vs. Memphis St.2	L	64-72

1 - Queens College Holiday Classic in Flushing, N.Y.
2 - Metro Tourn. in Louisville, Ken.

1983-84

Coach: Carol Alfano
Record: 15-15; Metro: 4-6

Nov. 26	Charleston	W	101-85
Nov. 29	at East Tenn. St.	L	60-67
Dec. 10	at Howard	W	89-75
Dec. 17	Marshall	W	76-64
Dec. 20	Georgia Sou.1	W	84-61
Dec. 21	Miss. State1	L	87-89
Dec. 22	Northwestern1	W	85-77
Dec. 30	vs. North Carolina2	L	52-73
Dec. 31	vs. N.C. State2	L	63-64
Jan. 4	vs. Virginia3	L	70-88
Jan. 7	App. St.	W	95-76
Jan. 10	at Tennessee	L	63-77
Jan. 13	West Virginia	W	73-62
Jan. 16	at Morehead St.	W	75-62
Jan. 21	Memphis State	L	62-74
Jan. 28	at Cincinnati	W	92-86
Jan. 30	at Louisville	L	72-81
Feb. 4	Florida State	W	68-63
Feb. 6	Louisville	W	93-61
Feb. 10	Cincinnati	W	105-93
Feb. 13	at VCU	W	81-63
Feb. 18	at South Carolina	L	74-89
Feb. 21	at James Madison	L	59-72
Feb. 24	at Sou. Miss.	L	75-91
Feb. 26	at Tulane	L	59-64
Mar. 1	#5 Old Dominion	L	67-100
Mar. 3	South Carolina	L	70-80
Mar. 5	vs. Sou. Miss4	W	94-86
Mar. 6	vs. Louisville4	L	60-63
Mar. 7	vs. South Carolina4	W	89-76

1 - Marriott-Converse Christmas Classic in Blacksburg, Va.
2 - Dogwood Classic in Fayetteville, N.C.
3 - in Roanoke, Va.
4 - Metro Tourn. in Cincinnati, Ohio

1984-85

Coach: Carol Alfano
Record: 16-13; Metro: 4-6

Nov. 23	at Tenn. Tech1	L	79-94
Nov. 24	vs. Ohio1	L	77-79
Nov. 28	East Tenn. St.	W	74-51
Dec. 1	vs. #20 N. Carolina2	W	74-73
Dec. 14	Charleston	W	109-81
Dec. 17	UT-Chattanooga3	W	75-59
Dec. 18	Auburn3	L	60-75
Dec. 19	#16 LSU3	W	86-77
Dec. 29	at Clemson	L	90-101
Jan. 6	at Florida State	L	77-85
Jan. 10	Tulane	W	104-64
Jan. 12	Sou. Miss.	L	73-93
Jan. 16	at #15 Virginia	L	62-74
Jan. 18	at Miss. State	W	72-66
Jan. 19	at Memphis State	L	72-77
Jan. 21	James Madison	W	73-62
Jan. 26	at Cincinnati	L	79-90
Jan. 28	at Louisville	W	79-74
Jan. 30	#2 Old Dominion	L	76-86
Feb. 2	South Carolina	W	59-58
Feb. 7	Cincinnati	W	86-74



Feb. 10	Louisville	L	68-70
Feb. 12	at Marshall	W	85-74
Feb. 15	App. State	W	79-75
Feb. 21	at South Carolina	L	72-76
Feb. 25	VCU	W	90-57
Feb. 27	Radford	W	71-64
Mar. 3	vs. Florida St.4	W	86-65
Mar. 4	vs. Memphis St.4	L	85-93
1 - Tenn. Tech Classic in Cookeville, Tenn.			
2 - in Salem, Va.			
3 - Marriott-Converse Christmas Classic in Blacksburg, Va.			
4 - Metro Tourn. in Hattiesburg, Miss.			

1985-86

Coach: Carol Alfano
Record: 13-15; Metro: 4-6

Nov. 23	UNC Charlotte	W	92-65
Nov. 27	Clemson	L	76-77
Nov. 30	at #5 Old Dominion	W	73-72
Dec. 4	at North Carolina	L	73-75
Dec. 10	vs. #6 Virginia1	L	58-87
Dec. 14	Marshall	W	91-71
Dec. 20	Delaware2	W	74-61
Dec. 21	Charleston2	W	84-68
Dec. 22	Auburn2	L	62-83
Jan. 4	Florida State	W	73-68
Jan. 6	Memphis State	L	78-89
Jan. 11	at Sou. Miss.	L	78-89
Jan. 13	at Tulane	(OT)W	89-77
Jan. 15	App. State	W	90-74
Jan. 21	at East Tenn. St.	L	56-74
Jan. 25	Louisville	W	89-75
Jan. 27	Cincinnati	W	81-71
Jan. 30	Randolph-Macon	W	76-64
Feb. 1	South Carolina	L	83-92
Feb. 5	at James Madison	L	59-81
Feb. 8	at Cincinnati	L	68-86
Feb. 10	at Louisville	L	76-91
Feb. 15	at South Carolina	L	53-69
Feb. 18	at Radford	L	81-86
Feb. 22	Mercer	W	98-67
Feb. 24	at UNC Charlotte	L	62-71
Mar. 1	vs. Sou. Miss.3	W	86-76
Mar. 2	at South Carolina3	L	54-67
1 - in Roanoke, Va.			
2 - Marriot-Converse Christmas Classic in Blacksburg, Va.			
3 - Metro Tourn. in Columbia, S.C.			

1986-87

Coach: Carol Alfano
Record: 15-14; Metro: 7-5

Nov. 28	vs. Mississippi1	L	59-78
Nov. 29	vs. Connecticut1	L	69-71

Dec. 5	vs. Charleston2	W	76-52
Dec. 6	vs. Radford2	W	64-55
Dec. 9	at #7 Virginia	L	43-73
Dec. 12	at George Mason	W	80-64
Dec. 19	at Old Dominion3	L	54-76
Dec. 20	vs. Northwestern3	L	64-70
Dec. 27	vs. Georgia4	L	56-80
Dec. 27	vs. UMass4	W	86-63
Jan. 3	Florida State	W	91-78
Jan. 5	South Carolina	L	52-60
Jan. 7	William & Mary	W	56-50
Jan. 10	at Memphis St.	L	59-84
Jan. 12	at Southern Miss	W	77-50
Jan. 15	#16 James Madison	W	63-61
Jan. 23	at Cincinnati	W	85-55
Jan. 26	at Louisville	L	66-71
Jan. 31	at Florida State	L	65-70
Feb. 2	at South Carolina	W	69-65
Feb. 7	Memphis State	L	81-82
Feb. 9	Southern Miss	W	76-65
Feb. 14	at Auburn	L	53-81
Feb. 16	at Mercer	W	117-84
Feb. 21	Cincinnati	(OT)W	77-68
Feb. 23	Louisville	W	78-73
Mar. 2	at VCU	L	74-85
Mar. 5	Florida State5	W	68-67
Mar. 6	South Carolina5	L	55-59

- 1 - Lady Sunshine Classic in Orlando, Fla.
- 2 - Converse Christmas Classic in Blacksburg, Va.
- 3 - Old Dominion Classic in Norfolk, Va.
- 4 - Texaco/Wildcat Tourn. in Philadelphia, Pa.
- 5 - Metro Tourn. in Blacksburg, Va.

1987-88

Coach: Carol Alfano
Record: 12-16; Metro: 4-8

Nov. 27	vs. Morehead St.1	W	59-52
Nov. 28	at App. State1	W	79-71
Dec. 5	Richmond	W	70-58
Dec. 8	#7 Virginia	L	57-74
Dec. 12	at G. Washington	L	55-71
Dec. 18	at William & Mary	W	58-51
Dec. 29	vs. Mississippi2	L	57-60
Dec. 30	vs. Colgate2	W	94-50
Jan. 2	VCU	W	75-74
Jan. 9	at Southern Miss	L	75-78
Jan. 11	at Memphis State	W	73-61
Jan. 16	Louisville	W	68-67
Jan. 18	Cincinnati	L	47-50
Jan. 20	Old Dominion	L	56-77
Jan. 23	at Charleston	W	67-65
Jan. 25	James Madison	L	39-79
Jan. 30	at Florida State	L	59-61
Feb. 1	at South Carolina	L	44-75

Feb. 4	UNC Charlotte	L	55-69
Feb. 6	Southern Miss	L	68-79
Feb. 8	Memphis State	L	84-89
Feb. 10	at Radford	W	77-74
Feb. 13	at Cincinnati	L	62-74
Feb. 15	at Louisville	W	62-59
Feb. 20	Florida State	W	97-81
Feb. 29	at Kentucky	L	79-80
Mar. 5	South Carolina	L	69-73
Mar. 10	Southern Miss3	L	60-73
1 - App. State/Sheraton Classic in Boone, N.C.			
2 - St. Peter's Tourn. in Jersey City, N.J.			
3 - Metro Tourn. in Tallahassee, Fla.			

1988-89

Coach: Carol Alfano
Record: 16-13; Metro: 7-5

Nov. 26	vs. Bradley1	W	75-57
Nov. 27	at Syracuse1	(OT)L	74-76
Nov. 29	at #7 Virginia	L	73-75
Dec. 4	G. Washington	W	51-35
Dec. 10	James Madison	L	49-72
Dec. 17	at Old Dominion	L	63-68
Dec. 19	at VCU	(OT)L	76-88
Dec. 29	vs. Houston2	L	69-80
Dec. 30	vs. Connecticut2	W	65-63
Jan. 4	at Richmond	L	54-79
Jan. 9	Cincinnati	W	52-49
Jan. 14	at Memphis St.	W	75-62
Jan. 16	at Southern Miss	L	73-82
Jan. 21	Florida State	W	68-67
Jan. 23	George Mason	W	67-49
Jan. 28	at Florida State	L	66-69
Jan. 30	at South Carolina	L	52-86
Feb. 4	at Louisville	W	73-62
Feb. 6	at Cincinnati	L	50-66
Feb. 11	Memphis State	W	74-55
Feb. 13	Southern Miss	L	64-72
Feb. 17	Charleston	W	77-50
Feb. 19	Kentucky	W	75-66
Feb. 21	at UNC Charlotte	W	78-57
Feb. 25	#13 South Carolina	W	63-59
Mar. 1	Radford	W	71-59
Mar. 4	Louisville	W	65-57
Mar. 9	at Memphis St.3	W	78-63
Mar. 10	vs. Southern Miss3	L	62-70

- 1 - Carrier Classic in Syracuse, N.Y.
- 2 - Cardinal Classic in Stanford, Calif.
- 3 - Metro Tourn. in Memphis, Tenn.

1989-90

Coach: Carol Alfano
Record: 14-14; Metro: 8-6

Nov. 25	West Va. State	W	93-40
---------	----------------	---	-------

Nov. 28	#1 Tennessee	L	55-81
Dec. 1	vs. St. John's1	L	67-78
Dec. 2	vs. Ohio1	L	55-62
Dec. 6	at George Mason	L	54-69
Dec. 21	#23 Old Dominion	L	72-84
Dec. 29	vs. Boston College2	W	74-65
Dec. 30	at Richmond2	L	58-66
Jan. 3	#13 Virginia	L	77-79
Jan. 6	Florida State	L	64-68
Jan. 8	Liberty	W	80-54
Jan. 13	at Memphis State	W	69-68
Jan. 15	at #20 Southern Miss	L	63-85
Jan. 20	at Tulane	W	82-59
Jan. 23	VCU	W	64-52
Jan. 27	at Cincinnati	W	56-42
Jan. 29	at Louisville	W	65-54
Feb. 3	at Florida State	L	52-69
Feb. 5	at #15 S. Carolina	L	47-72
Feb. 10	Memphis State	W	77-59
Feb. 12	#17 Southern Miss	L	53-62
Feb. 17	at James Madison (OT)W	53-50	
Feb. 21	#20 South Carolina	L	59-67
Feb. 24	Cincinnati	W	72-59
Feb. 26	Louisville	W	81-62
Feb. 28	at Radford	W	66-54
Mar. 3	at Tulane	W	70-53
Mar. 8	vs. Louisville3	L	60-85

- 1 - Roger L. White Inv. in Evanston, Ill.
- 2 - Dole Pineapple Classic in Richmond, Va.
- 3 - Metro Tourn. in Cincinnati, Ohio

1990-91

Coach: Carol Alfano
Record: 12-15; Metro: 8-6

Nov. 23	vs. Lamar1	L	54-71
Nov. 24	vs. E. Illinois1	L	65-70
Nov. 28	at #15 Virginia	L	44-93
Dec. 3	#3 Tennessee	L	54-64
Dec. 8	at Old Dominion	L	69-80
Dec. 20	West Virginia	L	80-84
Dec. 29	Towson State2	W	92-61
Dec. 30	George Mason2	L	56-57
Jan. 2	William & Mary	W	75-60
Jan. 5	at Memphis St.	W	71-65
Jan. 7	Florida State	L	64-78
Jan. 12	at Southern Miss	L	67-79
Jan. 14	at Tulane	W	64-54
Jan. 19	South Carolina	W	69-67
Jan. 21	James Madison	L	48-64
Jan. 26	at Cincinnati	W	74-59
Jan. 28	at Louisville	L	61-78
Feb. 2	Memphis State	W	77-73
Feb. 4	at Liberty	W	77-56
Feb. 7	Southern Miss	W	75-64
Feb. 11	Tulane	W	67-41
Feb. 16	at South Carolina	L	51-66
Feb. 18	at Florida State	L	53-76
Feb. 21	Radford	W	87-49
Feb. 23	Cincinnati	W	55-52
Feb. 27	Louisville	L	57-70
Mar. 4	Southern Miss3	L	71-91

- 1 - Florida International in Miami, Fla.
- 2 - Diamond Club Classic in Blacksburg, Va.
- 3 - Metro Tourn. in Louisville, Ken.

1991-92

Coach: Carol Alfano
Record: 10-18; Metro: 3-9

Nov. 27	at Air Force	W	75-70
Nov. 29	vs. #6 Vanderbilt1	L	63-78
Nov. 30	vs. Illinois1	L	66-68
Dec. 4	at East Tenn. St.	W	93-86
Dec. 7	Old Dominion	L	55-71
Dec. 19	at North Carolina	L	62-76
Dec. 29	Akron2	W	78-60
Dec. 30	UNC Greensboro2	W	84-65
Jan. 4	at VCU	L	66-74
Jan. 6	at William & Mary	W	62-42
Jan. 12	at Youngstown St.	L	81-92
Jan. 18	UNC Charlotte	L	53-75
Jan. 20	South Florida	W	74-59
Jan. 25	at Dayton	L	71-75
Jan. 27	at Louisville	L	44-93
Feb. 1	at Tulane	L	56-59



The 1984-85 team beat No. 16 LSU and No. 20 North Carolina on its way to a 16-13 record.



Feb. 3	at Southern Miss	L	55-86
Feb. 8	VCU	L	57-59
Feb. 10	Dayton	W	71-55
Feb. 12	at Radford	L	72-75
Feb. 15	at South Florida	W	67-64
Feb. 17	at James Madison	L	62-75
Feb. 24	Louisville	L	56-76
Feb. 29	Tulane	L	43-63
Mar. 2	Southern Miss	W	64-62
Mar. 8	at UNC Charlotte	L	57-86
Mar. 11	vs. UNC Charlotte3	W	67-61
Mar. 12	vs. Southern Miss3	L	63-76

1 - Coors Classic in Boulder, Colo.
2 - Diamond Club Classic in Blacksburg, Va.
3 - Metro Tourn. in Louisville, Ky.

1992-93

Coach: Carol Alfano

Record: 20-8; Metro: 8-4

Dec. 1	Wingate	W	58-43
Dec. 4	vs. East Carolina1	W	86-72
Dec. 5	at Duke1	L	63-85
Dec. 8	#2 Virginia	L	59-93
Dec. 19	at Old Dominion	W	76-63
Dec. 21	East Tenn. St.	W	91-59
Dec. 29	Drexel2	W	92-41
Dec. 30	Marshall2	W	84-78
Jan. 2	Gardner-Webb	W	89-59
Jan. 6	at UNC Greensboro	L	54-63
Jan. 9	VCU	W	70-67
Jan. 11	at W. Carolina	W	74-48
Jan. 16	Tulane	W	80-57
Jan. 18	Southern Miss	W	85-70
Jan. 20	Radford	W	81-68
Jan. 25	at Louisville	W	79-75
Jan. 31	at South Florida (OT)W	85-83	
Feb. 1	at UNC Charlotte	L	44-81
Feb. 9	James Madison	W	81-60
Feb. 13	at Southern Miss	L	80-89
Feb. 15	at Tulane	L	65-79
Feb. 20	South Florida	W	82-62
Feb. 22	Louisville	W	82-61
Feb. 25	at Morehead St.	W	94-88
Mar. 1	at VCU	L	69-71
Mar. 4	UNC Charlotte	W	76-70
Mar. 10	South Florida3	W	74-50
Mar. 11	at Louisville3	L	73-92

- 1 - Duke Classic in Durham, N.C.
2 - Diamond Club Classic in Blacksburg, Va.
3 - Metro Tourn. in Louisville, Ky.

1993-94

Coach: Carol Alfano

Record: 24-6; Metro: 9-3

Dec. 1	W. Carolina	W	102-43
Dec. 4	Ohio	W	75-60
Dec. 8	at #4 Virginia	L	66-78
Dec. 18	vs. Miss State1	W	76-61
Dec. 19	vs. Colorado St.1	W	73-69
Dec. 29	Colgate2	W	90-68
Dec. 30	App. State2	W	77-76
Jan. 2	at East Tenn. St.	W	77-71
Jan. 6	at Morehead St.	W	86-52
Jan. 8	UT-Chattanooga	W	79-73
Jan. 10	South Florida	W	72-59
Jan. 12	Bradley	W	76-52
Jan. 15	at Tulane	L	64-75
Jan. 17	at Southern Miss	L	62-93
Jan. 19	at #1 Tennessee	L	51-88
Jan. 25	at James Madison	W	74-60
Jan. 28	Louisville	W	72-54
Feb. 1	at Radford	W	72-63
Feb. 3	UNC Charlotte	W	65-53
Feb. 7	at Louisville	W	57-53
Feb. 12	VCU	W	64-54
Feb. 19	at South Florida	L	64-77
Feb. 22	at VCU	W	65-49
Feb. 26	Tulane	W	71-65
Feb. 28	#18 Southern Miss	W	60-59
Mar. 3	at UNC Charlotte	W	60-37



The Atlantic 10-champion 1997-98 team reached the NCAA Second Round.

Mar. 8	vs. VCU3	W	61-46
Mar. 9	vs. UNC Charlotte3	W	63-55
Mar. 10	vs. Southern Miss3	W	83-76
Mar. 16	Auburn4	L	51-60

1 - Pepperdine Tourn. in Malibu, Calif.
2 - Diamond Club Classic in Blacksburg, Va.
3 - Metro Tourn. in Biloxi, Miss.
4 - NCAA First Round in Blacksburg, Va.

1994-95

Coach: Carol Alfano

Overall: 22-9; Metro: 10-2

Nov. 15	at Maryland1	W	68-53
Nov. 17	at SW Missouri St.2	L	45-61
Nov. 28	at Ohio (OT)L	66-67	
Dec. 1	Radford	W	72-42
Dec. 3	at UT-Chattanooga	W	64-45
Dec. 6	Winthrop	W	75-45
Dec. 19	vs. Michigan St.3	W	63-61
Dec. 20	vs. Okla. State3	W	83-77
Dec. 21	vs. #11 Texas Tech3	L	47-68
Dec. 29	Furman4	W	73-61
Dec. 30	#4 North Carolina4	L	52-57
Jan. 2	at William & Mary	W	72-53
Jan. 6	at Louisville	W	56-54
Jan. 8	at VCU	W	54-51
Jan. 13	#9 Virginia	W	69-62
Jan. 15	South Florida	W	72-52
Jan. 20	UNC Charlotte	W	68-55
Jan. 23	James Madison	W	68-54
Jan. 27	at Tulane	L	62-72
Jan. 29	at #25 Southern Miss	L	66-75
Feb. 3	at UNC Charlotte	W	63-54
Feb. 10	Southern Miss	W	64-63
Feb. 12	Tulane	W	77-65
Feb. 17	VCU	W	81-63
Feb. 19	at South Florida	W	85-69

Feb. 22	#2 Tennessee	L	33-66
Feb. 26	Louisville	W	68-60
Mar. 1	at West Virginia	W	82-66
Mar. 9	vs. Southern Miss5	L	66-67
Mar. 16	vs. St. Joseph's6	W	62-52
Mar. 18	at #1 Connecticut6	L	45-91

- 1 - Preseason WNIT
2 - Preseason WNIT
3 - San Juan Shootout in San Juan, Puerto Rico
4 - Diamond Club Classic in Blacksburg, Va.
5 - Metro Tourn. in Louisville, Ken.
6 - NCAA Tourn. in Storrs, Conn.

1995-96

Coach: Carol Alfano

Overall: 11-17; Atlantic 10: 8-8

Nov. 24	at Stetson	L	77-83
Nov. 29	at Radford	L	64-81
Dec. 6	at #5 Virginia	L	38-80
Dec. 9	at VCU	L	54-57
Dec. 19	at N. Arizona1	L	50-80
Dec. 20	vs. #23Florida1	L	48-65
Dec. 29	Hampton2	W	84-66
Dec. 30	Campbell2	W	70-59
Jan. 3	at Fordham	W	75-59
Jan. 11	at James Madison	L	58-75
Jan. 13	at G. Washington	L	58-79
Jan. 18	at Massachusetts	L	47-65
Jan. 20	at Duquesne	L	68-73
Jan. 25	La Salle	W	70-65
Jan. 28	Xavier (OT)W	87-82	
Feb. 1	at La Salle	L	53-77
Feb. 3	at St. Joseph's	L	50-57
Feb. 7	Duquesne	W	65-56
Feb. 10	Rhode Island	L	63-68
Feb. 12	Temple	W	86-49

Feb. 15	at Dayton	W	66-59
Feb. 17	at Xavier	L	70-83
Feb. 20	Richmond	L	55-64
Feb. 22	St. Bonaventure	W	75-68
Feb. 24	Dayton	W	79-59
Feb. 27	G. Washington (OT)L	60-64	
Mar. 1	Fordham3	W	90-78
Mar. 2	Massachusetts3	L	42-64

- 1 - Woodlands Plaza Classic in Flagstaff, Ariz.
2 - Diamond Club Classic in Blacksburg, Va.
3 - Atlantic 10 Tourn. in Blacksburg, Va.

1996-97

Coach: Carol Alfano

Overall: 10-21; Atlantic 10: 4-12

Nov. 21	UNC Greensboro	W	89-86
Nov. 29	vs. Michigan1	L	63-79
Nov. 30	vs. Pittsburgh1	L	63-72
Dec. 1	vs. Houston1	W	69-66
Dec. 5	James Madison	L	54-56
Dec. 11	Radford	L	83-84
Dec. 19	at Richmond	L	76-82
Dec. 29	Cornell2	W	73-50
Dec. 30	Loyola(Md.)2	W	58-55
Jan. 3	Iona	W	50-49
Jan. 6	at G. Washington	L	57-83
Jan. 8	at App. State	L	58-67
Jan. 10	at Temple	L	61-79
Jan. 12	St. Joseph's	L	44-75
Jan. 16	at Xavier (OT)L	62-73	
Jan. 18	at Dayton (2OT)W	103-98	
Jan. 21	G. Washington	L	44-82
Jan. 25	at La Salle	L	40-69
Jan. 25	at Duquesne	L	67-84
Jan. 29	Massachusetts	L	52-54
Feb. 1	at Rhode Island	L	58-69
Feb. 3	Fordham	W	63-61
Feb. 6	#8 Virginia	L	41-90
Feb. 9	at St. Bonaventure	L	63-75
Feb. 13	Dayton	W	84-65
Feb. 15	Xavier	L	54-65
Feb. 17	at VCU	L	60-65
Feb. 20	Duquesne	W	70-62
Feb. 22	La Salle	L	54-67
Feb. 25	at St. Bonaventure3	W	83-78
Feb. 27	at La Salle3	L	66-81

- 1 - Hawaiian Airlines Wahine Classic in Honolulu, Hawaii
2 - Diamond Club Classic in Blacksburg, Va.
3 - Atlantic 10 Tournament

1997-98

Coach: Bonnie Henrickson

Overall: 22-10; Atlantic 10: 11-5

Nov. 21	East Carolina	W	68-39
Nov. 25	at #14 Virginia	L	49-64
Nov. 28	at St. Mary's1	W	68-59
Nov. 29	vs. Villanova1	L	46-55
Dec. 2	Appalachian St.	W	65-49
Dec. 4	at UNC Greensboro	W	88-74
Dec. 10	at Radford	W	84-67
Dec. 21	at James Madison	L	70-77
Dec. 29	UMBC2	W	89-36
Dec. 30	Siena2	L	64-69
Jan. 2	Rhode Island	W	84-60
Jan. 4	Massachusetts	L	56-58
Jan. 8	at Xavier	L	74-83
Jan. 10	at Dayton	W	75-64
Jan. 13	La Salle	W	65-57
Jan. 17	at G. Washington	W	64-57
Jan. 24	St. Bonaventure	W	84-73
Jan. 27	at Duquesne	L	86-99
Jan. 29	G. Washington	W	67-55
Feb. 1	at La Salle	W	67-55
Feb. 5	Dayton	W	68-66
Feb. 9	Xavier	L	68-69
Feb. 12	at St. Joseph's	L	43-58
Feb. 14	at Temple	W	69-51
Feb. 19	Duquesne	W	79-78
Feb. 21	at Fordham	W	59-44
Feb. 24	Fordham3	W	79-40
Feb. 26	at St. Joseph's3	W	67-62
Mar. 1	vs. G. Washington4	W	73-72



Mar. 2 at Massachusetts4 (OT)W 66-64
 Mar. 14 vs. #12 Wisconsin5 W 75-64
 Mar. 16 at #12 Florida5 L 57-89
 1 - St. Mary's Thanksgiving Tipoff Classic in Moraga, Calif.
 2 - Diamond Club Classic in Blacksburg, Va.
 3 - Atlantic 10 Tournament
 4 - Atlantic 10 Tourn. in Amherst, Mass.
 5 - NCAA Tourn. in Gainesville, Fla.

1998-99

Coach: Bonnie Henrickson
 Overall: 28-3; Atlantic 10: 15-1

Nov. 13 at Liberty W 69-55
 Nov. 15 at #4 Duke W 72-70
 Nov. 22 Radford W 86-52
 Nov. 24 James Madison W 72-54
 Nov. 30 #17 Virginia W 81-65
 Dec. 3 at App. State W 69-60
 Dec. 9 East Carolina W 77-45
 Dec. 12 Duquesne W 67-60
 Dec. 21 George Mason W 66-57
 Dec. 28 Akron1 W 80-59
 Dec. 29 Miss. State1 W 73-52
 Jan. 2 Fordham W 78-61
 Jan. 4 Dayton W 76-59
 Jan. 8 at Duquesne W 80-69
 Jan. 10 G. Washington W 74-65
 Jan. 15 at St. Bonaventure W 87-64
 Jan. 22 St. Joseph's W 65-56
 Jan. 24 Temple W 89-69
 Jan. 29 at Xavier L 67-71
 Jan. 31 at Dayton W 68-60
 Feb. 5 Xavier W 61-60
 Feb. 7 La Salle W 70-57
 Feb. 12 at Massachusetts W 67-51
 Feb. 14 at Rhode Island W 64-62
 Feb. 18 at La Salle W 70-57
 Feb. 21 G. Washington W 66-64
 Feb. 27 vs. Dayton2 (3OT)W 73-72
 Feb. 28 Xavier2 L 79-86
 Mar. 13 Saint Peter's3 W 73-48
 Mar. 15 Auburn3 W 76-61
 Mar. 20 #2 Tennessee4 L 52-68
 1 - Diamond Club Classic in Blacksburg, Va.
 2 - Atlantic 10 Tourn. in Philadelphia, Pa.
 3 - NCAA 1st & 2nd Rd. in Blacksburg, Va.
 4 - NCAA Sweet 16 in Greensboro, N.C.

1999-00

Coach: Bonnie Henrickson
 Overall: 20-11; Atlantic 10: 11-5

Nov. 15 Liberty W 60-45
 Nov. 17 #3 Georgia1 L 60-65
 Nov. 26 vs. Southern Utah2 W 63-55
 Nov. 27 at #16 Oregon2 L 53-73

Nov. 30 App. State W 75-55
 Dec. 2 at James Madison W 66-50
 Dec. 5 Duquesne W 78-42
 Dec. 8 #20 Duke L 61-70
 Dec. 20 at #22 Virginia L 62-67
 Dec. 29 Hampton3 W 93-61
 Dec. 30 UNC Charlotte3 W 72-61
 Jan. 2 at Radford W 66-42
 Jan. 6 Rhode Island W 81-38
 Jan. 9 G. Washington L 64-76
 Jan. 16 at La Salle W 76-57
 Jan. 21 at Temple W 59-54
 Jan. 23 at St. Joseph's W 62-53
 Jan. 28 Dayton L 65-69
 Jan. 30 Xavier L 60-64
 Feb. 2 at G. Washington L 58-73
 Feb. 6 at Fordham W 75-52
 Feb. 10 at Xavier L 46-68
 Feb. 13 Massachusetts W 66-45
 Feb. 17 St. Bonaventure W 73-56
 Feb. 20 at Duquesne W 68-56
 Feb. 24 La Salle W 64-57
 Feb. 27 at Dayton W 68-63
 Mar. 3 vs. Rhode Island4 W 68-37
 Mar. 4 vs. Massachusetts4 L 54-58
 Mar. 16 Georgia State5 W 80-56
 Mar. 18 Maryland5 (OT)L 60-68
 1 - WNIT Preseason Tourn. in Blacksburg, Va.
 2 - Pepsi Shootout in Eugene, Ore.
 3 - Virginia Lottery-Hokie Hardwood Classic in Blacksburg, Va.
 4 - Atlantic 10 Tourn. in Philadelphia, Pa.
 5 - WNIT in Blacksburg, Va.

2000-01

Coach: Bonnie Henrickson
 Overall: 22-9; BIG EAST: 11-5

Nov. 17 Liberty W 72-51
 Nov. 21 James Madison W 78-60
 Nov. 25 vs. Mich. State1 W 50-36
 Nov. 26 at Florida State1 L 57-77
 Nov. 30 #17 Virginia W 57-56
 Dec. 2 at Richmond W 77-74
 Dec. 6 at #7 Rutgers L 53-61
 Dec. 9 Radford W 71-45
 Dec. 18 at Clemson L 59-80
 Dec. 21 at Old Dominion W 69-57
 Dec. 28 UNC Asheville2 W 85-47
 Dec. 29 Maine2 W 79-68
 Jan. 3 #3 Notre Dame L 64-75
 Jan. 7 Miami W 64-51
 Jan. 13 at #3 Notre Dame L 55-75
 Jan. 17 at Boston College W 64-52
 Jan. 20 Georgetown W 79-50
 Jan. 23 #24 Villanova W 65-59

Jan. 31 at Syracuse W 48-46
 Feb. 3 Providence W 65-54
 Feb. 7 #3 Connecticut L 38-90
 Feb. 11 Pittsburgh W 86-50
 Feb. 14 at West Virginia W 92-53
 Feb. 18 Boston College (OT)L 59-65
 Feb. 21 Providence W 71-64
 Feb. 24 at Seton Hall W 52-46
 Feb. 27 at St. John's W 62-54
 Mar. 4 vs. #23 Villanova3 W 73-67
 Mar. 5 vs. #1 Notre Dame3 L 49-67
 Mar. 16 vs. Denver4 W 77-57
 Mar. 18 at #12 Texas Tech4 L 52-73
 1 - Tallahassee Democrat Classic in Tallahassee, Fla.
 2 - Lady Luck Classic in Blacksburg, Va.
 3 - BIG EAST Tourn. in Storrs, Conn.
 4 - NCAA in Lubbock, Texas

2001-02

Coach: Bonnie Henrickson
 Overall: 21-11; BIG EAST: 9-7

Nov. 15 Richmond W 76-62
 Nov. 19 #16 Old Dominion W 68-62
 Nov. 24 vs. N.W. State1 W 71-46
 Nov. 25 at #19 LSU L 65-66
 Nov. 29 at Virginia L 58-60
 Dec. 5 at Pittsburgh W 83-64
 Dec. 8 at Liberty W 56-40
 Dec. 12 at Radford W 80-46
 Dec. 21 at James Madison W 70-47
 Dec. 28 Gardner-Webb2 W 76-39
 Dec. 29 Hampton2 W 83-43
 Jan. 3 Clemson W 68-58
 Jan. 5 Syracuse W 62-56
 Jan. 9 #24 Boston College W 73-52
 Jan. 12 at Georgetown W 71-64
 Jan. 16 West Virginia W 67-62
 Jan. 19 St. John's W 69-50
 Jan. 23 at Syracuse L 59-75
 Jan. 26 at Notre Dame L 57-64
 Jan. 29 #1 Connecticut L 50-59
 Feb. 5 Miami W 72-60
 Feb. 10 at #1 Connecticut L 42-77
 Feb. 13 at Providence L 61-67
 Feb. 17 Seton Hall W 74-52
 Feb. 20 at Miami L 53-55
 Feb. 23 at Villanova L 64-76
 Feb. 26 Rutgers W 70-63
 Mar. 2 at Rutgers3 L 43-44
 Mar. 13 UNC Greensboro4 W 51-45
 Mar. 16 G. Washington4 W 68-52
 Mar. 20 Vermont4 W 76-48
 Mar. 23 Houston (OT)L 72-77
 1 - Crayfish Classic in Baton Rouge, La.

2 - Lady Luck Classic in Blacksburg, Va.
 3 - BIG EAST Tourn. in Piscataway, N.J.
 4 - WNIT in Blacksburg, Va.

2002-03

Coach: Bonnie Henrickson
 Overall: 22-10; BIG EAST: 10-6

Nov. 22 UNC Greensboro W 54-46
 Nov. 29 at Fla. International1 L 70-79
 Nov. 30 vs. Washington State1 W 72-50
 Dec. 3 Virginia W 72-56
 Dec. 7 James Madison (OT)W 77-73
 Dec. 11 at Maryland W 60-57
 Dec. 14 at Liberty W 53-50
 Dec. 21 at Old Dominion L 49-63
 Dec. 28 UT Martin2 W 87-55
 Dec. 29 Duquesne2 W 66-52
 Dec. 31 Radford W 78-56
 Jan. 4 Syracuse W 73-63
 Jan. 7 at #22 Villanova L 60-62
 Jan. 12 at #2 Connecticut L 57-69
 Jan. 15 Pittsburgh W 61-53
 Jan. 18 at West Virginia W 55-48
 Jan. 22 #23 Rutgers (OT)W 66-64
 Jan. 28 at Miami (OT)L 66-67
 Feb. 1 Providence W 80-56
 Feb. 4 at Seton Hall W 55-46
 Feb. 9 Notre Dame W 53-50
 Feb. 12 Georgetown W 78-46
 Feb. 16 at #22 Boston College L 47-65
 Feb. 22 #20 Villanova L 61-71
 Feb. 26 at #20 Rutgers L 43-67
 Mar. 1 West Virginia W 76-64
 Mar. 4 at St. John's W 69-53
 Mar. 8 vs. West Virginia3 W 66-60
 Mar. 9 vs. #23 Boston Col.3(OT)W 74-70
 Mar. 10 vs. #1 Connecticut L 54-71
 Mar. 22 vs. Georgia Tech4 W 61-59
 Mar. 24 at #10 Purdue L 62-80
 1 - FIU Thanksgiving Classic in Miami, Fla.
 2 - Lady Luck Classic in Blacksburg, Va.
 3 - BIG EAST Tourn. in Piscataway, N.J.
 4 - NCAA in West Lafayette, Ind.

2003-04

Coach: Bonnie Henrickson
 Overall: 23-8; BIG EAST: 10-6

Nov. 21 Miami (Ohio) W 77-60
 Nov. 23 at #24 Virginia W 63-62
 Nov. 28 vs. Iowa State1 W 67-57
 Nov. 29 vs. Miss. State1 W 63-56
 Dec. 3 Old Dominion W 79-72
 Dec. 7 at Alabama W 68-51
 Dec. 13 Maryland W 63-43
 Dec. 21 at James Madison W 60-53
 Dec. 28 Furman2 W 83-70
 Dec. 29 Wake Forest2 W 70-59
 Jan. 2 Liberty W 52-45
 Jan. 4 Providence W 64-34
 Jan. 7 at Rutgers L 43-56
 Jan. 10 at Notre Dame L 40-53
 Jan. 14 #19/24 Villanova W 63-50
 Jan. 17 at Georgetown L 50-70
 Jan. 21 at Pittsburgh W 67-57
 Jan. 24 #24/19 Boston College W 80-64
 Jan. 27 #4/3 Connecticut L 50-68
 Jan. 31 at Syracuse W 75-60
 Feb. 3 Seton Hall W 64-40
 Feb. 10 at West Virginia L 66-69
 Feb. 14 Miami L 56-65
 Feb. 18 at Seton Hall W 48-42
 Feb. 21 at Providence W 77-56
 Feb. 28 Pittsburgh W 85-55
 Mar. 2 St. John's W 69-38
 Mar. 6 vs. Georgetown3 W 56-47
 Mar. 7 vs. #4/3 Connecticut L 34-48
 Mar. 21 Iowa4 W 89-76
 Mar. 23 #5/7 Penn State L 48-61
 1 - Paradise Jam in U.S. Virgin Is.
 2 - Lady Luck Classic in Blacksburg, Va.
 3 - BIG EAST Tourn. in Hartford, Conn.
 4 - NCAA in Blacksburg, Va.



The 1998-99 team won 28 games and advanced to the "Sweet 16" of the NCAA Tournament.



LADY LUCK CLASSIC

Once again this season, Virginia Tech will host a holiday tournament. The Lady Luck Classic will be Dec. 28-30 in Cassell Coliseum featuring Southern Mississippi, Davidson and the Hokies. This will mark the 15th consecutive year for the tournament, which began in 1990 as the Diamond Club Classic and was changed to its current name when the Virginia Lottery became the title sponsor.

RESULTS & HONORS

1990 George Mason 75, Morehead State 68
Virginia Tech 92, Towson State 61
Consolation: Morehead State 84, Towson State 70
Championship: George Mason 57, Virginia Tech 56
All-Tournament Team: Antoinette Battle, MVP (GMU), Sondi Eden (MSU), Lisa Griffith (VT), Monique Hilton (GMU), Sue Logsdon (VT)

1991 UNC Greensboro 76, Austin Peay 70
Virginia Tech 78, Akron 60
Consolation: Austin Peay 75, Akron 53
Championship: Virginia Tech 84, UNC Greensboro 65
All-Tournament Team: Phyllis Tonkin, MVP (VT), Kymm Elliott, (UNCG), Jennifer Fritts (AP), Lisa Griffith (VT), Betsy Jeffries (AP)

1992 Marshall 68, Campbell 58
Virginia Tech 92, Drexel 41
Consolation: Campbell 71, Drexel 52
Championship: Virginia Tech 84, Marshall 78
All-Tournament Team: Lisa Leftwich, MVP (VT), Lisa Allison (CU), Tracy Krueger (MU), Christi Osborne (VT), Jenette Reed (MU)

1993 Appalachian St. 80, William & Mary 63
Virginia Tech 90, Colgate 68
Consolation: William & Mary 76, Colgate 58
Championship: Virginia Tech 77, Appalachian St. 76
All-Tournament Team: Christi Osborne, MVP (VT), Ashleigh Akens (W&M), Angela Crosby (ASU), Jenny Root (VT), Jen Smith (CU)

1994 North Carolina 80, Rhode Island 38
Virginia Tech 73, Furman 61
Consolation: Rhode Island 82, Furman 75
Championship: North Carolina 57, Virginia Tech 52
All-Tournament Team: Jenny Root, MVP (VT), Marion Jones (UNC), Christi Osborne (VT), Tracy Reid (UNC), Charlotte Smith (UNC), Dayna Smith (URI)

1995 Campbell 69, Lafayette 47
Virginia Tech 84, Hampton 66
Consolation: Hampton 80, Lafayette 71
Championship: Virginia Tech 70, Campbell 59
All-Tournament Team: Sherry Banks, MVP (VT), Michelle Hollister (VT), Beth Stockwell (CU), Felecia Autry (CU), Dana Gould (UL), Lajayah Miles (HU)

1996 Loyola (Md.) 86, South Carolina 65
Virginia Tech 73, Cornell 50
Consolation: South Carolina 60, Cornell 56
Championship: Virginia Tech 58, Loyola (Md.) 55
All-Tournament Team: Kim Seaver, MVP (VT), Renee Maitland (VT), Lynn Albert (LU), Jina Mosley (LU), Nikki Miars (USC)

1997 Siena 92, Furman 85
Virginia Tech 89, UMBC 36
Consolation: Furman 77, UMBC 53
Championship: Siena 69, Virginia Tech 64
All-Tournament Team: Melanie Halker, MVP (SU), Erin Boland (SU), Michelle Houseright (VT), Kelly Drinka (VT), Heidi White (FU)

1998 Mississippi State 83, Campbell 56
Virginia Tech 80, Akron 59
Consolation: Akron 70, Campbell 60
Championship: Virginia Tech 73, Mississippi State 52
All-Tournament Team: Amy Wetzel, MVP (VT), Tere Williams (VT), Lisa Witherspoon (VT), Jannifer Fambrough (MSU), Abby Hoy (UA)

1999 UNC Charlotte 72, Bowling Green 62
Virginia Tech 93, Hampton 61
Consolation: Hampton 78, Bowling Green 70
Championship: Virginia Tech 72, UNC Charlotte 61
All-Tournament Team: Tere Williams, MVP (VT), Nicole Jones (VT), Jameka Jones (UNCC), LaShondra Dixon (HU), Francine Miller (BGU)

2000 Maine 79, Marshall 58
Virginia Tech 85, UNC Asheville 47
Consolation: Marshall 85, UNC Asheville 73
Championship: Virginia Tech 79, Maine 68
All-Tournament Team: Nicole Jones, MVP (VT), Tere Williams (VT), Jessica Guarneri (UNCA), Yaschico Stevens (MU), Kizzy Lopez (UM)

2001 Hampton 78, Elon 73
Virginia Tech 76, Gardner-Webb 39
Consolation: Elon 73, Gardner-Webb 65
Championship: Virginia Tech 83, Hampton 43
All-Tournament Team: Sarah Hicks, MVP (VT), Ieva Kublina (VT), Nicole Jones (VT), LaShondra Dixon (HU), Lineni Noa (HU)

2002 Duquesne 73, Loyola 64
Virginia Tech 87, UT Martin 55
Consolation: Loyola 89, UT Martin 57
Championship: Virginia Tech 70, Duquesne 59
All-Tournament Team: Erin Gibson, MVP (VT), Emily Lipton (VT), Beth Friday (DU), Aiga Bautre (DU), Jennifer Mitchell (LU)

2003 Wake Forest 85, Holy Cross 56
Virginia Tech 83, Furman 70
Consolation: Furman 68, Holy Cross 57
Championship: Virginia Tech 70, Wake Forest 59
All-Tournament Team: Ieva Kublina, MVP (VT), Erin Gibson (VT), Kim Lawrence (FU), Elizabeth Strunk (WFU), Erin Ferrell (WFU)



LADY LUCK CLASSIC RECORDS

INDIVIDUAL (ONE GAME)

Most Points	28, LaShondra Dixon (Hampton) vs. Bowling Green, 1999 Jessica Guarneri (UNC Asheville) vs. Marshall, 2000
Most Field Goals	11, Melanie Halker (Siena) vs. Virginia Tech, 1997 Lashondra Dixon (Hampton) vs. Elon, 2001
Most Field Goal Attempts	23, Dana Gould (Lafayette) vs. Hampton, 1995 Deshara Shealey (Furman) vs. Virginia Tech, 2003
Most 3-Point Field Goals	6, Amy Watson (UT Martin) vs. Virginia Tech, 2002
Most 3-Point Field Goal Attempts	11, Haley Cook (Furman) vs. UMBC, 1997 LaShondra Dixon (Hampton) vs. Bowling Green, 1999
Most Free Throws	15, Lisa Allison (Campbell) vs. Drexel, 1992 Angela Crosby (Appalachian St.) vs. William & Mary, 1993
Most Free Throw Attempts	19, Angela Crosby (Appalachian St.) vs. William & Mary, 1993
Most Rebounds	23, Jenette Reed (Marshall) vs. Campbell, 1992
Most Assists	11, Corey Hewitt (Loyola, Md.) vs. South Carolina, 1996 Jaymee Wappes (Bowling Green) vs. Hampton, 1999 Jayme Chikos (Elon) vs. Hampton, 2001
Most Steals	7, Earlisha Dill (George Mason) vs. Morehead St., 1990 Tracy Krueger (Marshall) vs. Campbell, 1992
Most Blocks	6, Beth Friday (Duquesne) vs. Loyola, 2002

INDIVIDUAL (TWO GAMES)

Most Points	53, Angela Crosby (Appalachian St.), 1993
Most Field Goals	21, Melanie Halker (Siena), 1997
Most Field Goal Attempts	40, Deshara Shealey (Furman), 2003
Most Three-Point Field Goals	7, Yolanda Settles (William & Mary), 1993 Heidi White (Furman), 1997 LaShondra Dixon (Hampton), 1999 Amy Watson (UT Martin), 2002
Most Three-Point Field Goal Attempts	19, Bridgit Phillips (Hampton), 1999
Most Free Throws	21, Angela Crosby (Appalachian St.), 1993
Most Free-Throw Attempts	30, Angela Crosby (Appalachian St.), 1993
Most Rebounds	31, Nicole Jones (Virginia Tech), 1999
Most Assists	18, Jayme Chikos (Elon), 2001
Most Steals	10, Tracy Krueger (Marshall), 1992
Most Blocks	8, Adrienne Jordan (UNC Charlotte), 1999 Beth Friday (Duquesne), 2002

TEAM (ONE GAME)


Most Points	93, Virginia Tech (vs. Hampton), 1999
Most Field Goals	37, Virginia Tech (vs. Drexel), 1992
Most Field Goal Attempts	81, Marshall (vs. UNC Asheville), 2000
Most Three-Point Field Goals	11, Bowling Green (vs. Hampton), 1999
Most Three-Point Field Goal Attempts	35, Bowling Green (vs. Hampton), 1999
Most Free Throws	36, Virginia Tech (vs. UNC Charlotte), 1999
Most Free-Throw Attempts	45, Virginia Tech (vs. Hampton), 1999
Most Rebounds	57, Virginia Tech (vs. Drexel), 1992
Most Assists	25, Loyola (vs. UT Martin), 2002
Most Steals	18, Virginia Tech (vs. Colgate), 1993
Most Blocks	9, Loyola (vs. UT Martin), 2002

TEAM (TWO GAMES)

Most Points	176, Virginia Tech, 1992
Most Field Goals	68, Virginia Tech, 2001
Most Field Goal Attempts	155, Marshall, 2000
Most Three-Point Field Goals	16, Bowling Green, 1999
Most Three-Point Field Goal Attempts	60, Bowling Green, 1999
Most Free Throws	67, Virginia Tech, 1999
Most Free-Throw Attempts	87, Virginia Tech, 1999
Most Rebounds	110, Campbell, 1995
Most Assists	45, Virginia Tech, 2001
Most Steals	28, Virginia Tech, 1993
Most Blocks	13, Virginia Tech, 1992 13, Virginia Tech, 2002



Nicole Jones (above) holds the two-game rebounding record at the Lady Luck Classic. Tere Williams (below) led Tech to a tourney-record 93 points in a win over Hampton in 1999.





LETTERWINNERS

Women's basketball became a varsity sport at Virginia Tech starting with the 1976-77 season. Following is a list of the Hokies' all-time letterwinners:

Name	Years Played
Kim Albany	1978-82
Maria Albertsson	1998-99
Britney Anderson	2003-
Jackie Ansley	1981-84
Michelle Bain	1984-88
Sherry Banks	1994-97
Mary Beth Bergmann	1987-91
Sandy Berry	1978-81
Thea Bertola	1976-77
Kelly Bradley	1977-79
Noreen Brennan	1981-85
Taiqua Brittingham	1981-85
Latisia Brown	1988-92
Stacy Brown	1993-96
Peg Bunger	1976-79
Kristin Burke	1996-97
Kelley Burrier	1992-93
Amy Byrne	1986-90
Stephanie Carter	1991-95
Dawn Chriss	2002-
Kirby Copeland	2003-
Maureen Corrigan	1980-82
Sonya Dalton	1979-80
Renee Dennis	1983-87

Name	Years Played
Nare Diawara	2003-
Angela Donnell	1991-95
Maureen Donovan	1983-87
Kelly Drinka	1996-99
Rayna DuBose	2001-
Tammie Edwards	1979-83
Megan Finnerty	2002-
Brandy Fowler	2002-04
Judy Fowler	1991-93
Jeni Garber	1988-91
Karen Garbis	1976-79
Kerri Gardin	2002-
Terri Garland	1992-95
Erin Gibson	2001-
Mary Gilligan	1979-80
Angie Gray	1992-95
Stephanie Green	1985-89
Lisa Griffith	1989-93
Lisa Guarneri	2000-02
Cathy Hall	1976-78
Lisa Haney	1984-88
Kathy Hanover	1979-83
Sarah Hicks	1998-02
Sarah Hillyer	1989-90
Michelle (Hollister) Houseright	1995-96, 98-99
Meg Hunter	1997-98
Donna Hylton	1976-79

Name	Years Played
Shavena Jamierson	1987-91
Nicole Jones	1999-02
Cyndi Justice	1987-91
Denise Kayajian	1986-88
Angie Kelly	1982-86
Gail Kelly	1976-78
Ieva Kublina	2000-04
Pauline Landes	1978-81
Cynthia Lee	1992-95
Robin Lee	1981-85
Lisa Leftwich	1991-95
Missy Lemons	1997-00
Amy Lingenfelder	2001
Emily Lipton	1999-2003
Sue Logsdon	1990-94
Renee Maitland	1995-98
Carrie Mason	2002-
Candy Michel	1988-90
Tracy Miller	1980-85
Barb Morris	1976-78
Suzanne Mott	1984-88
Sandra Nichols	1981-83
Lynette Nolley	1995-98
Katie O'Connor	1996-99
Christi Osborne	1991-95
Jamie Osborne	1985-88
Mollie Owings	1999-02
Susan Pellicoro	1980-84

Name	Years Played
Fran Pfister	1981-83
Lisa Price	1977-80
Fran Recchia	2001-
Jenny Root	1991-95
Caroline Sadler	1979-81
Missy Sallade	1986-90
Wendy Sanders	1986-88
Erica Scott	1989-91
Joely Scott	1989-92
Kim Seaver	1996-00
Davina Simmons	2000-04
Benita Smith	1985-89
Dayna Sonovick	1987-92
Sis Spriggs	1978-81
Chrystal Starling	1999-2003
Debbie Stovall	1977-78
Christina Strother	1999-01
Debbie Thomas	1976-77
Phyllis Tonkin	1988-92
Joyce Waddy	1983-87
Linda Walther	1976-78
Susan Walvius	1982-86
Dana Walvius	1986-90
Amy Wetzel	1998-01
Julie Williams	1979-81
Katrina Williams	1999-00
Tere Williams	1998-01
Lisa Witherspoon	1996-99

VIRGINIA TECH SPORTS HALL OF FAME



Renee Dennis (left) and Amy Byrne (right) are the first women's basketball players to be enshrined in the Virginia Tech Sports Hall of Fame. Dennis is Tech's all-time leading scorer (1,791), while Byrne holds the record for most points in a season (561).



TECH ALUMNI

Virginia Tech is a public institution with a world-renowned reputation in high-technology fields, such as engineering, architecture and the sciences. The university teaches more than 28,000 students, including 1,500 international students representing 110 countries. Virginia Tech offers more than 70 undergraduate and nearly 150 master's and doctoral degree programs taught by nationally and internationally recognized scholars.

Many Virginia Tech women's basketball players have gone on to have successful careers with both large and small companies. The following are just a few examples of the success obtained by Virginia Tech women's basketball alumni. These former players demonstrate on a daily basis the results of Tech's commitment to excellence for all student-athletes.



Many former women's basketball players return each year for the annual alumni game and later are honored at halftime of a Hokies' game.

WHERE ARE THEY NOW?

Former Player	Class	Occupation	Former Player	Class	Occupation
Jackie Ansley	1985	Sports Performance Specialist	Angie Kelly	1986	Project Manager for International Security Firm
Cathy Hall Arocho	1979	Controller	Elizabeth McCullough Kloc	1993	Teacher
Stephanie Green Ballein	1989	Virginia Tech Health & PE Department	Robin Lee	1985	Mental Health Therapist
Reneé Maitland Banks	1998	Industrial Engineer for VF Jeanswear	Lisa Leftwich	1995	Property Manager
Thea Bertola	1977	Guidance Counselor, Monticello (Va.) High School	Missy Lemons	2000	Completed Doctorate of Physical Therapy Degree at Ohio University
Michelle Bain Brink	1988	Account Executive, NIKE	Emily Lipton	2003	Novartis Pharmaceuticals Sales Representative
Stacy Brown	1997	Service Coordinator	Sue Logsdon	1994	Clinical Research Coordinator, Creighton University
Sandra Berry Copeland	1981	High School Guidance Counselor	Candy Michel	1990	Business Systems Analyst, Second-year law student
Kelly Drinka	1999	Veterinary Technician	Katie O'Connor	1999	Assistant Basketball Coach, Kansas
Angela Donnell	1995	Mental Health Social Worker	Jamie Osborne Little	1988	Homemaker
Maureen Donovan	1987	Marketing Manager	Jenny Root Price	1995	Civil Engineer, City of Roanoke
Amy Wetzel Doolan	2001	Osteopathic Medical School Student	Missy Sallade	1990	Assistant Director, Reach of Denton
Kathy Duncan	1980	Band Director, Auburn High and Middle Schools	Joely Scott	1992	Freelance Illustrator
Angie Gray Edwards	1995	Associate Brand Manager, Marketing	Taiqua Brittingham Stewart	1985	Financial Analyst/NCAA Women's Basketball Official
Amy Byrne Feathers	1990	Director of Marketing/Architect	Kim Albany Sutlive	1982	Physical Therapist
Mary Beth Bergmann Fischer	1991	Homemaker	Lynette Nolley Vest	1998	Manager of Family Business
Jeni Garber	1991	Assistant Coach, Bradley University	Christi Osborne Vest	1995	Former Elementary Teacher
Terri Garland	1996	Police Officer	Joyce Waddy	1987	Senior Corrections Officer
Lisa Griffith	1993	Elementary School Physical Education Instructor	Mimi Walters	1980	Head Basketball Coach, University of New Haven
Lisa Guarneri	2002	Recruiter for Consulting Company	Susan Walvius	1986	Head Basketball Coach, University of South Carolina
Kathy Hanover	1983	Elementary School Physical Education Instructor	Lisa Witherspoon	1999	Completed Master's Degree at Virginia Tech
Lisa Haney	1988	Math Instructor and Girls Basketball Coach, Monticello High School	Tisa Brown Wood	1992	Accountant/Vocalist
Sarah Hicks	2002	General Manager, Gold's Gym			
Michelle Hollister Houseright	1999	Eli Lilly Pharmaceuticals Sales Representative			
Pam Johnson	1985	Human Resources Generalist			
Cyndi Justice	1991	Asst. Basketball & Volleyball Coach,			



HONOR ROLL

Jenny Root was a member of the gold medal-winning East team at the 1993 Olympic Festival.

JENNY ROOT



GTE ACADEMIC ALL-AMERICAN

Christi Osbornefirst team, 1994-95
second team, 1993-94

**GTE DISTRICT III
ACADEMIC ALL-AMERICAN**

Amy Byrne1988-89
Christi Osborne1993, 1994, 1995
Maria Albertsson1998, 1999
Amy Wetzel1999, 2000
Sarah Hicks2002

RAWLINGS SCHOLARSHIP AWARD

Christi Osborne1995

ASSOCIATED PRESS ALL-AMERICAN

Tere Williamshonorable mention, 1999
Lisa Witherspoonhonorable mention, 1999

KODAK ALL-AMERICAN

Jenny Roothonorable mention, 1995

WOMENS COLLEGE HOOPS.COM

ALL-AMERICAN FRESHMAN

Carrie Masonhonorable mention, 2003

WOMEN'S BASKETBALL NEWS SERVICE

FRESHMAN ALL-AMERICAN

Tere Williamsthird team, 1998

ALL-ATLANTIC 10 CONFERENCE

Michelle (Hollister) Houserightsecond team, 1996
Chrystal Starlingthird team, 2000
Tere Williamsfirst team, 2000
first team, 1999
second team, 1998
Amy Wetzelsecond team, 2000
second team, 1999
Lisa Witherspoonsecond team, 1999

ATLANTIC 10 ALL-CHAMPIONSHIP TEAM

Michelle (Hollister) Houseright1998
Tere Williams1998
Amy Wetzel1999

ATLANTIC 10 ALL-ROOKIE TEAM

Katie O'Connor1996
Kim Seaver1997
Tere Williams1998
Nicole Jones1999
Chrystal Starling2000

TERE WILLIAMS



**LISA
WITHERSPOON**

ATLANTIC 10 Co-ROOKIE OF THE YEAR

Tere Williams1998

ATLANTIC 10 MOST IMPROVED PLAYER

Renee Maitland1997

Katie O'Connor1999

ATLANTIC 10 DEFENSIVE PLAYER OF THE YEAR

Lisa Witherspoon1999

Amy Wetzel2000

ATLANTIC 10 SIXTH PLAYER OF THE YEAR

Michelle (Hollister) Houseright1999

ALL-BIG EAST CONFERENCE

Ieva Kublinafirst team, 2003
second team, 2004

Sarah Hickssecond team, 2002

Tere Williamsthird team, 2002

Tere Williamssecond team, 2001

BIG EAST MOST IMPROVED PLAYER

Ieva Kublina2002

BIG EAST ALL-ROOKIE TEAM

Carrie Mason2003

METRO CONFERENCE PLAYER OF THE YEAR

Jenny Root1995

ALL-METRO CONFERENCE

Taiqua Brittinghamfirst team, 1984

Renee Dennisfirst team, 1986, 87

Susan Walviusfirst team, 1986

Angie Kellysecond team, 1986

Maureen Donovansecond team, 1987

Michelle Bainsecond team, 1988

Amy Byrnefirst team, 1980

second team, 1989

Missy Salladesecond team, 1989, 90

Jeni Garbersecond team, 1991

Lisa Griffithsecond team, 1992

Christi Osbornesecond team, 1993, 94, 95

Jenny Rootfirst team, 1994, 95

second team, 1993

METRO CONFERENCE ALL-TOURNAMENT

Taiqua Brittingham1984

Renee Dennis1987

Jeni Garber1989

Sue Logsdon1994


Christi Osborne1992, 93, 94 (MVP)

METRO CONFERENCE ALL-ROOKIE TEAM

Jeni Garber1989

Sue Logsdon1991

Christi Osborne1992



IEVA KUBLINA

AMY WETZEL

2004 AUSTRALIA TOUR

The Virginia Tech women's basketball team enjoyed a 12-day tour of Australia in August, visiting sites such as the Sydney Opera House, the Sydney Harbour Bridge, the Great Barrier Reef, Surfer's Paradise, the Australian Zoo and Manly Beach. The team also posted a perfect 5-0 record, winning the games by an average of 27 points.





2004-2005 SCHEDULE

KERRI GARDIN



DAWN CHRISS



Nov. 7	Premier Sports (Exhibition)	2 p.m.
11	Holland (Exhibition)	7 p.m.
19	Subway Basketball Classic (at Minneapolis, Minn.)	
	Virginia Tech vs. Valparaiso	7 p.m.
	Arkansas State @ Minnesota	9 p.m.
20	Consolation	7 p.m.
	Championship	9 p.m.
23	at James Madison	7 p.m.
27	at Old Dominion	2 p.m.
Dec. 4	Alabama	2 p.m.
7	at Liberty	6 p.m.
12	St. Francis (Pa.)	2 p.m.
18	Duel in the Desert Tournament (at Las Vegas, Nevada)	
	Virginia Tech vs. Western Michigan	3 p.m.
	Texas Tech vs. Arkansas State	5:30 p.m.
19	Consolation	3 p.m.
	Championship	5:30 p.m.
28	Lady Luck Classic	
	Southern Miss vs. Virginia Tech	7 p.m.
29	Southern Miss vs. Davidson	7 p.m.
30	Davidson vs. Virginia Tech	7 p.m.
Jan. 2	Maryland* (RSN)	1 p.m.
6	Fordham	7 p.m.
9	at Duke*	2 p.m.
17	N.C. State* (RSN)	7 p.m.
20	at Clemson*	7 p.m.
24	Florida State* (RSN)	7 p.m.
28	at Virginia* (RSN)	7 p.m.
31	Wake Forest* (RSN)	7 p.m.
Feb. 2	Richmond	7 p.m.
6	at Miami*	4 p.m.
11	at North Carolina* (RSN)	7 p.m.
13	Virginia*	2 p.m.
16	Georgia Tech*	7 p.m.
19	at Florida State*	7 p.m.
24	at Maryland*	7 p.m.
27	Miami* (RSN)	1 p.m.
Mar. 4-7	ACC Tournament (at Greensboro, N.C.)	TBA

Home games in **BOLD**

* indicates ACC games

All times eastern • Dates and times subject to change

RSN — FSN South, Comcast Sports Net, Sunshine Network