



VIRGINIA TECH

2016-17 WOMEN'S BASKETBALL TEAM GUIDE



VIRGINIA TECH

WOMEN'S BASKETBALL

2016-17





SCHEDULE

Nov. 11	Fri.	UNC ASHEVILLE	3:30 p.m.
13	Sun.	GEORGETOWN	4 p.m.
16	Wed.	PRESBYTERIAN	7 p.m.
19	Sat.	at UCF	2 p.m.
22	Tue.	at Charleston	6:30 p.m.
27	Sun.	TENNESSEE	2 p.m.

ACC/Big Ten Challenge

Dec. 1	Thu.	NEBRASKA	7 p.m.
5	Mon.	GARDNER-WEBB	7 p.m.
7	Wed.	CENTRAL CONN. STATE	6 p.m.
11	Sun.	BOWLING GREEN	3:30 p.m.
18	Sun.	at Auburn	4 p.m.
21	Wed.	RADFORD	1 p.m.
30	Fri.	DELAWARE STATE	7 p.m.
Jan. 2	Mon.	NORTH CAROLINA	7 p.m.
8	Sun.	at Clemson	2 p.m.
11	Wed.	at Miami	7 p.m.
16	Mon.	WAKE FOREST (RSN)	1 p.m.
19	Thu.	at Duke (ACC Network Extra)	7 p.m.
22	Sun.	FLORIDA STATE	Noon
26	Thu.	at Virginia (ACC Network Extra)	7 p.m.
29	Sun.	SYRACUSE	2 p.m.
Feb. 2	Thu.	NOTRE DAME	7 p.m.
5	Sun.	at Georgia Tech	2 p.m.
9	Thu.	LOUISVILLE	7 p.m.
12	Sun.	at NC State (ACC Network Extra)	2 p.m.
16	Thu.	at Pittsburgh	7 p.m.
19	Sun.	VIRGINIA (RSN)	3 p.m.
23	Thu.	MIAMI	7 p.m.
26	Sun.	at Boston College	2 p.m.

Home games (listed in **BOLD CAPS**) are played on Virginia Tech Carilion Court at Cassell Coliseum. Times (EST) are subject to change.
RSN: Regional Sports Network

 hokiesports
 vthokiewbb
 HokiesWBB
 VT_WBBall



QUICK FACTS

GENERAL INFORMATION

Location Blacksburg, Va.
Founded 1872
Enrollment 31,000
Nickname Hokies
Mascot The Hokie Bird
Colors Chicago Maroon & Burnt Orange
Arena Cassell Coliseum
Capacity 9,567
Conference Atlantic Coast
President Dr. Timothy Sands
Athletics Director Whit Babcock
Senior Woman Administrator Desiree Reed-Francois
Women's Basketball Administrator John Ballein
Athletics Department Phone 540-231-6796
Athletics Ticket Office 540-231-6731

COACHING STAFF

Head Coach Kenny Brooks (JMU '92)
Record at VT (Yrs.) First Season
Career Record (Yrs.) 337-122 (14 years)
Basketball Office Phone 540-231-4998
Best Time to Reach Coach Through Communications Office
Assistant Coaches Britney Anderson (Virginia Tech, '07)
Jennifer Brown (JMU, '08)
Shawn Poppie (Limestone, '07)
Director of Basketball Operations Tim Clark (JMU, '09)
Athletic Trainer Erin Cash (UCF, '06)
Strength & Conditioning Greg Werner (Austin Peay, '91)

TEAM INFORMATION

2015-16 Record 18-14
2015-16 ACC Record/Finish 5-11/11th
2016 Postseason 1-1 WNIT
Final Ranking N/A
Starters Returning/Lost 3/2
Letterwinners Returning/Lost 7/8
Newcomers 6

HISTORY

First Year of Basketball 1976-77
All-Time Record 622-546
Appearances in NCAA Tournament 9
Last Appearance 2006
All-Time NCAA Record 8-9
Last NCAA Opponent Connecticut
Result 56-79 Loss in Second Round
Appearances in WNIT 4
Last Appearance 2016
All-Time WNIT Record 6-4
Last WNIT Opponent Ohio University
Result 57-64 Loss in Second Round

ATHLETICS COMMUNICATIONS

Director (WBB Contact) April Goode
Office Phone 540-231-8823
Cell Phone 540-392-1336
E-mail a.goode@vt.edu
Communications Fax 540-231-6984
Communications Assistant Carter Brown (WBB Secondary)
Press Row 540-231-3048
Communications Mailing Address 21 Beamer Way
460 Jamerson Athletic Center
Blacksburg, Va. 24061
Overnight Address Same
Women's Basketball Twitter @VT_WBBall
Instagram VTHokieWBB
Web Site HokieSports.com

VIRGINIA TECH

WOMEN'S BASKETBALL

2016-2017 SEASON

CONTENTS

THE UNIVERSITY

- 2 This is Virginia Tech
- 3 About Virginia Tech
- 4 Timothy D. Sands:
University President
- 5 Whit Babcock:
Director of Athletics
- 6 Desiree Reed-Francois:
Deputy Director of Athletics/
Senior Woman Administrator
- 7 Hahn Hurst Basketball Practice Center
- 9 Cassell Coliseum

STUDENT-ATHLETE SUPPORT

- 12 Sports Medicine
- 13 Athletic Performance:
Strength & Conditioning
- 14 Athletic Performance:
Psychology & Nutrition
- 15 Nutrition Oasis/Training Table
- 16 Student-Athlete Academic
Support Services
- 17 Office of Student-Athlete Development
- 18 Hardwood Club

PLAYERS & STAFF

- 20 2016-17 TV/Radio Roster
- 21 Sidney Cook
- 22 Vanessa Panousis
- 23 Samantha Hill
- 24 Rachel Camp
- 25 Diandra Darosa/Erin Garner
- 26 Regan Magarity
- 27 Chanette Hicks
- 28 Michelle Berry/Erinn Brooks
- 29 Kendyl Brooks/Kaela Kinder
- 31 Head Coach Kenny Brooks
- 32 Jennifer Brown/Britney Anderson

- 33 Shawn Poppie/Tim Clark
- 34 Samantha Mitchell/Brian Cox
- 35 Abby Daniels/Sammi Goldsmith
- 36 Greg Werner/Erin Cash
- 37 Support Staff
- 38 Season Notes
- 39 Season Statistics
- 40 Season Results
- 41 Game-by-Game Comparison
- 42 Points-Rebounds-Assists

HISTORY & RECORDS

- 44 Coach Brooks' Pro Players
- 45 Players in the Pros
- 46 Hokie Hoops History
- 48 Post Season Appearances
- 50 Big Victories for Tech
- 52 Milestone Wins
- 53 Individual Records
- 54 Team Records and Miscellaneous Records
- 55 Single Game Top-10
and 30+ Point Performances
- 56 Records by Class
- 57 Year-by-Year Leaders
- 59 Tech's Top Ten
- 61 1,000 Point Club
- 64 All-Time Best in the Cassell
- 65 Year-by-Year Results
- 69 All-Time Series Results
- 73 All-Time Series Records
- 74 All-Time Roster
- 74 Virginia Tech Sports Hall of Fame
- 75 Honor Roll
- 77 Media Information
- 78 Strategic Communications
- 79 Keeping Up With the Hokies
- 80 Hokies in the Community



THIS IS

VIRGINIA TECH



ABOUT VIRGINIA TECH

Dedicated to its motto, *Ut Prosim* (That I May Serve), Virginia Tech takes a hands-on, minds-on approach to education, preparing scholars to be leaders in their fields and communities. Since its founding as a land-grant college in 1872, Virginia Tech has grown to an enrollment of over 32,000.

With a strong presence in the National Capital Region, Roanoke, and on the main campus in Blacksburg, Virginia, as well as an international campus in Europe, Virginia Tech offers the widest range of degree choices in Virginia and is the state's leading research institution. Tech offers approximately 240 undergraduate and graduate degree programs and \$494 million in research expenditures each year.

The university's undergraduate colleges are: College of Agriculture and Life Sciences; College of Architecture and Urban Studies; College of Engineering; College of Liberal Arts and Human Sciences; College of Natural Resources and Environment; College of Science; and the Pamplin College of Business. At the postgraduate level is the Graduate School, the Virginia-Maryland College of Veterinary Medicine, and the Virginia Tech Carilion School of Medicine, a public-private partnership with Carilion Clinic in Roanoke.

The desire to serve is deeply ingrained in Virginia Tech's learning, discovery and engagement. More than a motto, *Ut Prosim* (That I May Serve) is a value system that guides students' decisions and helps mold them into responsible citizens of the world.





Timothy D. Sands, the 16th president of Virginia Polytechnic Institute and State University, joined the university in June of 2014. A scientist, educator and inventor, he has dedicated much of his career to advancing the impact of research and innovation in public education.

As president, he engaged the university community in a visionary initiative, called “Beyond Boundaries,” that seeks to define Virginia Tech’s role a generation into the future, and align the educational experience with the needs and opportunities that will be created by changing world



economies and the evolving landscape of higher education.

In collaboration with the provost and academic leadership, he has championed the development of “Destination Areas,” that leverage the university’s signature strengths to attract talent and generate creative energy that extends across the disciplines.

He also launched and led InclusiveVT, an initiative to provide leadership, collaboration, guidance, and resources to support and accelerate the implementation of inclusion and diversity goals throughout the university community.

President Sands’ vision for Virginia Tech embraces the university’s heritage of service and community, and its motto, *Ut Prosim* (That I May Serve). Virginia Tech students will graduate with disciplinary mastery, technology literacy, cultural competency, resilience, empathy for others and the passions and strengths needed for a life and career of impactful service to humanity.

Before coming to Virginia Tech, President Sands served as executive vice president for academic affairs and provost of Purdue University in West Lafayette, Indiana. He was acting president during the summer and fall of 2012, before Mitchell E. Daniels became the 12th president of Purdue.

He earned a bachelor’s degree with highest honors in engineering physics and a master’s degree and doctorate in materials science from the University of California, Berkeley. He joined the Purdue faculty in 2002 as the Basil S. Turner Professor of Engineering in the schools of materials engineering and electrical and computer engineering. Prior to becoming provost, he served as the Mary Jo and Robert L. Kirk Director of the Birck Nanotechnology Center in Purdue’s Discovery Park.

From 1993 to 2002, President Sands was a professor of materials science and engineering at the University of California, Berkeley, and before that, he performed research and directed research groups at Bell Communications Research (Bellcore) in Red Bank, New Jersey. Throughout his career, he has participated in and led research teams and academic programs that have been characterized by open collaboration across a wide array of disciplines.

Sands is a fellow of the Institute of Electrical and Electronics Engineers (IEEE), the Materials Research Society (MRS) and the National Academy of Inventors (NAI). He serves on Governor McAuliffe’s Council on Youth Entrepreneurship.

President Sands is joined at Virginia Tech by his wife, Dr. Laura Sands, a professor of gerontology in the Department of Human Development at Virginia Tech. All four of their children graduated from Purdue and are proud members of the Virginia Tech community.

President Tim Sands and his wife, Laura.

**WHIT
BABCOCK**
DIRECTOR OF ATHLETICS
@WhitBabcock

Whit Babcock is in his third year as Virginia Tech's Director of Athletics after being formally announced as Tech's AD on Jan. 24, 2014. The Harrisonburg, Virginia native came back to the state following stints at Cincinnati, Missouri, West Virginia and Auburn.

Babcock continues making his mark on all facets of the athletics department, from fan engagement to facilities to fundraising and coaching hires.

The 2015-16 academic year turned into a busy one for him, as he made three key coaching hires and oversaw the revamping of the Hokie Club, the athletics department's fundraising arm. Babcock brought in Justin Fuente as the new football coach to succeed legendary Frank Beamer, who retired after the 2015 season following 29 years as the head coach of the Hokies. Babcock also tabbed Kenny Brooks to lead the Virginia Tech women's basketball program, and John Sung to lead the women's lacrosse program.

Brooks comes to Virginia Tech after 14 seasons at James Madison where he led the Dukes to a 337-122 record and 11 consecutive postseason appearances including six NCAA bids and five trips to the WNIT. Over 11 seasons at JMU, Brooks' squads never won fewer than 24 games, averaging 26.3 wins per season.

In Babcock's inaugural year at Virginia Tech, he hired head basketball coach Buzz Williams who took Marquette University to the NCAA tournament five times in six seasons and the Hokies to the second round of the NIT in 2016.

On the fundraising front, Babcock and his staff teamed with the staff of the Hokie Club to launch the "Hokie Scholarship Fund." The program is designed to increase funding for scholarships by requiring football and men's basketball season ticket holders in certain designated locations to meet minimum per-seat gift contributions. These contributions will provide revenue to meet the rising costs of tuition for the school's more than 550 scholarship student-athletes.

The 2015-16 academic year also saw Babcock and his staff secure corporate donations for upcoming facilities projects. Carilion Clinic committed \$5 million that will be used for scholarships and improvements to Cassell Coliseum, and Union Bank committed \$3.5 million toward improvements to English Field, the Hokies' baseball home.

Babcock arrived in Blacksburg following two and a half years as the Director of Athletics at the University of Cincinnati and five years at the University of Missouri, where he served as the Executive Associate Director of Athletics. His background in fundraising, marketing, promotions, ticket sales, licensing, and multimedia partnerships were key attributes in support of his hiring. In his introductory press conference, Babcock cited three guiding principles for his vision



for the athletics department's future: commitment to comprehensive excellence, centering the department's focus on the student-athlete experience, and engaging the community.

Babcock has been active on local and national speaking circuits. He has presented before the National Association of Collegiate Directors of Athletics (NACDA), National Association of Collegiate Women Athletics Administrators (NACWAA) and the 1-A Athletic Directors Association annual institute. He is a past president of the National Association of Athletic Development Directors (NAADD).

Prior to his time at Cincinnati, Babcock's 22-year career path included stops at Missouri, West Virginia, Auburn and James Madison.

A student-athlete himself, Babcock lettered four seasons in baseball at James Madison University and served as team captain his senior year. He earned his bachelor's degree from JMU in 1992. In 1996, he received his master's in sports management from West Virginia University.

He and his wife, Kelly, have three sons: Andrew, Brett and Eli.



DESIREE REED-FRANCOIS

DEPUTY DIRECTOR OF ATHLETICS/ SENIOR WOMAN ADMINISTRATOR

Desiree Reed-Francois fills a critical role for Virginia Tech Director of Athletics Whit Babcock, overseeing the football and volleyball programs, and the day-to-day operations of the external team, which includes ticketing services, marketing and promotions, HokieVision, strategic communications, graphic design/publications, corporate development, and IMG, as well as having oversight of sports medicine.

Reed-Francois followed Babcock to Tech in May of 2014 after serving as Babcock's Senior Associate Athletics Director and Senior Woman Administrator at the University of Cincinnati. She served as the interim AD at Cincinnati for five months after Babcock left to take the same position at Tech, making her the first Hispanic female (interim) AD at the FBS level.

"She earned my trust and respect at Cincinnati and did an outstanding job leading and enhancing all of the external units of the department along with successfully collaborating with our coaches, staff and university administration," Babcock said in announcing her hire. "Desiree believes in creating 'memorable experiences' for our fans, students, donors and alumni and will bring tremendous energy, organization, creativity and work ethic to the department. She will help move Virginia Tech forward and will be an asset to our program and overall vision."

Coming to Tech as the Executive Associate Athletics Director and Senior Woman Administrator, Reed-Francois received a promotion to Deputy Athletics Director in June of 2016. A 2009 graduate of the Division I Athletics Director Institute, she is among an elite group of Power Five female administrators who have ascended to the role of Deputy AD.

She is also among an even more exclusive group of women who oversee the day-to-day operations of a nationally prominent FBS football program. Along with Babcock, she played a pivotal role in the hiring of head coach Justin Fuente to succeed Frank Beamer.

"I lean on her for advice and counsel often and she is an executive leader of our department in her own right," Babcock said. "She has my trust and respect. She does a wonderful job for the Hokies."

"Thanks to her steadfast approach and commitment, we have developed a very collaborative culture in athletics and an enhanced commitment to excellence across the board. She has made a very positive impact on our department and our student-athletes, while strengthening our relationships

on campus and across the country. We are very fortunate that Desiree is leading so many aspects of our team at Virginia Tech."

"I am humbled by the trust and responsibility that Whit has placed in me," Reed-Francois said. "But this is truly a team effort and I'm grateful for the many talented individuals who have all been part of the positive momentum that we are collectively building. Whit has been a tremendous mentor and example for us all. I appreciate his continued leadership and his support of our work as we seek to uphold and exceed the very high standards of Virginia Tech."

As a former NCAA Division I student-athlete herself — she was a member of the UCLA rowing team — Reed-Francois brings a unique perspective to her post and has been a staunch advocate of making the student-athlete and fan experience at Virginia Tech even better. She and her respective units have listened to feedback from coaches, students, ticket-holders, donors and many other groups to more effectively and authentically engage a wide array of Virginia Tech stakeholders. Their efforts have recently been recognized for national awards by the National Association of Collegiate Directors of Athletics (NACDA) and Information Display and Entertainment Association (IDEA).

Prior to coming to Virginia Tech, Reed-Francois oversaw the football, women's basketball and volleyball programs at Cincinnati in addition to the sports communications, marketing and promotions and video services and production departments. She also led the department's strategic planning initiatives and assisted in management of external partnerships.

During her more than 17 years in intercollegiate athletics administration, Reed-Francois has occupied positions at the University of California, San Jose State, Santa Clara, Fresno State and the University of San Francisco. Prior to that, she held numerous positions of progressive leadership, including working as a legal associate for the Oakland Raiders and serving in a similar position with the NFL's Management Council.

A 1994 graduate of UCLA, Reed-Francois earned a Juris Doctorate from the University of Arizona College of Law. She is a member of the California Bar, taught law classes at Tennessee and Santa Clara University and is involved on the national level, serving as a Division I-A Fellow and presenting at the NACDA Mentoring Institute and the NACWAA, NACMA, NACDA and CoSIDA annual meetings.

Reed-Francois lives in Blacksburg with her husband, Joshua, and son, Jackson.



DEPARTMENT DIRECTORY ATHLETICS EXECUTIVE STAFF



Whit Babcock
Director of Athletics



Desiree Reed-Francois
Deputy Director
of Athletics/Senior
Woman Administrator



Tom Gabbard
Senior Associate Athletics
Director for Facilities
& Operations



John Ballein
Senior Associate Athletics
Director for Internal Operations
& Sports Performance



Reyna Gilbert-Lowry
Senior Associate Athletics
Director for Student-Athlete
Development



Chris Helms
Senior Associate Athletics Director
for Administration
& Sports Programs



Bill Lansden
Senior Associate Athletics Director
for Development & Executive
Director, Hokie Club



Tim Parker
Senior Associate Athletics Director
for Compliance & Governance



Lisa Rudd
Senior Associate Athletics Director
for Finance & Administration



Carmela Smith
Assistant to the
Athletics Director

HAHN HURST BASKETBALL PRACTICE CENTER

Virginia Tech is able to claim one of the finest practice facilities in major college basketball. The Hahn Hurst Basketball Practice Center affords the Hokies every convenience needed to build an elite college basketball program.

Since moving into the center in August 2009, this \$21 million facility has given the Hokies the facility so needed to compete at the highest level. The 49,000 foot building, which ties together modern, state-of-the-art amenities with the architectural integrity of the beautiful Virginia Tech campus, is a shining beacon to the commitment the university has made to basketball.

From the moment you walk through the front doors, you are engulfed with the magnitude of this beautiful facility. The two-story front lobby is a testament to the history and future promise of the Virginia Tech basketball program. From the large graphics to the various memorabilia, this area is awash with images of the greatest players in Hokie history.

The main feature of the building is the two-

court, 16,609-square-foot practice gym. Spacious and convenient, the gym is equipped with a soft wall that can be lowered to divide the courts to allow both the men's and the women's team to practice at the same time. The courts are replicas of the main court in Cassell Coliseum, allowing the team to practice on the same surface on which it will play.

The office suites on the second floor feature offices for the assistants, a conference room and a huge office for the head coach. A view of the practice courts is available from the head coach's office, the large reception area and the connecting balcony.

Behind a secured entrance, the facility offers every feature needed to build a program. The spacious weight room has the full range of free weights, machines, treadmills, ellipticals and other equipment—all with a panoramic view of the practice courts.

Adjacent to the weight room is the modern, fully-equipped training room. This area features two examination rooms, a taping area and hot

and cold immersion tubs. A state-of-the-art Alter G rehab machine also is located in this area. The sports medicine staff can handle all aspects of treatment and rehabilitation of injuries from this room.

Across the hall is the equipment room, completely stocked with the finest gear offered by Nike. This area opens out into the parking lot where the team begins its travel just steps from the locker room.

Speaking of the locker room, the Hokies boast the finest around. The fully appointed lounge area is outfitted with a sound system, 62 inch flat screen television, refrigerator and computer workstations. The complex also features a classroom with video and dry-erase boards, perfect for various forms of instruction and team meetings. The locker room itself is spacious, with video screens and large individual lockers with extra storage space.

Immediately behind the practice gym is a large patio area. This area is used for social events and tailgating functions.



HAHN HURST BASKETBALL PRACTICE CENTER



The Hokies settled into their \$21 million, 49,000 square-foot practice facility in August, 2009. The building boasts two practice gyms, a 3,000 square-foot basketball weight room, training rooms, lounges, coaches offices, film rooms and locker rooms.





CASSELL COLISEUM
TECH'S HOME COURT ADVANTAGE



VTC
Virginia Tech Carilion

The floor at Cassell Coliseum has been renamed the Virginia Tech Carilion Court in recognition of a generous sponsorship of Virginia Tech athletics that will be used to fund scholarships and strategic initiatives, as well as to support public-health awareness.

hokiesports.com

CASSELL COLISEUM

TECH'S HOME COURT ADVANTAGE



STUDENT-ATHLETE SUPPORT



SPORTS MEDICINE

PROVIDING EXPERIENCED, PROFESSIONAL CARE

The Sports Medicine Department at Virginia Tech is constantly evolving to incorporate new ideas utilizing state-of-the-art resources for the betterment of all Hokie student-athletes. Under the leadership of Associate Athletics Director for Sports Medicine Mike Goforth, the department is constantly improving and developing new strategies to provide the most current and comprehensive care.

The team of certified athletic trainers, orthopaedic surgeons, Board Certified primary care physicians, chiropractors, physical therapists, sport psychologists, nutritionists, massage therapists and orthotists are available on site to manage the health care needs of Tech athletes. The staff continually looks for ways to enhance the services provided for its athletes as evidenced by its participation in local and national projects pertaining to related topics such as concussion management, prevention of antibiotic resistant types of staph infection (MRSA), high ankle sprains and collegiate health care management strategies. Research is considered instrumental to the sports medicine department. The department has participated in several projects with the engineering department and school of education, respectively.

Tech is in its 11th full year in the 4,300-square-foot Eddie Ferrell Memorial Training Room, which consolidated the training rooms that existed in the Merryman Center and Cassell Coliseum. The facility gives the training staff a centralized area to care for the needs of all Virginia Tech student-athletes. There is top-of-the-line equipment and a unique style of architecture, developed by Glenn Reynolds, AIA and Larry Perry as the consulting engineer.

Reynolds helped Tech spearhead another expansion project that doubled the size of the existing training room and united the entire medical staff, putting both the athletic trainers and doctors under one roof. Construction was completed in 2014 to convert the current training room into a functional rehabilitation space for preventative and post injury care, while also adding doctor's offices adjacent to a new treatment area.

Tech has more than 10,000 square feet dedicated to sports medicine, placing it in the top five percent nationally. The training room also has offices for the staff, dozens of training tables, two cold tubs, whirlpools, an underwater treadmill, a Biodex System 3 and various other pieces of rehabilitation equipment and treatment modalities. In addition, a training room has been constructed in Rector Field House for teams utilizing the facility, and the Gordon Family Mobile Sports Medicine Unit is a portable training room that can be transported to various venues.

The Hahn Hurst Basketball Practice Center contains a fully-equipped training room. This area features two examination rooms, a taping area and hot and cold immersion tubs. A state-of-the-art Alter G rehab machine also is located in this area. The sports medicine staff can handle all aspects of treatment and rehabilitation of injuries from this room. Team physical therapist and former Virginia Tech women's basketball player Erin Gibson works directly out of this facility in support of the basketball programs. Gibson plays a large role in the overall program developed to return an injured athlete to 100 percent.

Athletes have many options to help prevent

or protect them from injuries. The sports medicine staff takes great pride in treating athletes year-round. Special attention is paid to offseason activity. The staff will analyze past injury data from each participant and construct a preventative program.

A vital part of student-athlete medical services is access to the Carilion Clinic. Virginia Tech and Carilion Clinic have partnered in order to create the Roanoke-based Virginia Tech Carilion School of Medicine and Research Institute. The Hokies' student-athletes will continue to benefit from this partnership for years to come.

Team chiropractor, Dr. Greg Tilley, provides Tech athletes with specialized treatment for spine-related conditions and plays a huge role in performance enhancement through various chiropractic techniques. Team orthopaedic surgeon Dr. Chris Catterson brings a wealth of experience and skill to assist when athletes need orthopaedic consultation for certain types of sports-related injuries. Dr. Catterson brings a unique skill set and has excellent bedside manner that ensures that athletes and parents alike are comfortable and confident whenever surgery may be indicated.

Over the past 15 years, Tech has developed the reputation for producing top-level certified athletic trainers. Graduates are now employed in positions across the country at various levels of the profession.



GREG BEATO, D.O.
Team Physician



MIKE GOFORTH

ASSOCIATE ATHLETICS DIRECTOR FOR SPORTS MEDICINE

Responsibilities: As associate athletics director for sports medicine, Goforth oversees healthcare needs of all student-athletes and organizes all trainers and doctors while supervising all other services Tech offers.

Joined VT Staff: 1998; 16th year.

Prior to Virginia Tech: Goforth came to Tech from the Hamilton Medical Center/Bradley Wellness Center in Dalton, Ga., where he was the director of wellness and sports medicine. He has an extensive background in sports medicine, working at East Tennessee State University, William Fleming High School, Tusculum College, Greene County Sports Medicine/Industrial Cooperative and Pioneer Sports Medicine/Physical Therapy Clinic. He also has numerous opportunities to consult on program development throughout the country.

Education: East Tennessee State University, 1991, physical education; Virginia Tech, 1995, master's in sport management.

Family: Goforth and his wife, Tracy, a teacher at Blacksburg Middle School, have two sons – Ethan and Luke.

ATHLETIC PERFORMANCE

HELPING STUDENT-ATHLETES GET BIGGER, FASTER, STRONGER

Having a top-flight strength and conditioning program is one of the most important aspects of a successful college basketball program. Long before players ever step on a court in competition, the truly successful ones have dedicated themselves to the long hours of preparation it takes to be the best. The Virginia Tech strength and conditioning program is perfectly suited to develop successful student-athletes. And with the increased space in the Hahn Hurst Basketball Practice Center, this has proven even more so for the Hokies in the past two years.

Under the direction of assistant athletics director for athletic performance Ben Hilgart, the Virginia Tech strength and conditioning program is among the best in the nation, helping to make the women's basketball program one of the best as well. Greg Werner is the strength and conditioning coach for the women's team, working directly with

assistant athletics director for basketball programs, David Jackson. The results of hard work by the staff and the student-athletes have paid huge dividends as the Hokies have continually shown improvement in this area.

The women's basketball team trains in the 4,000-square foot strength and conditioning center in the Hahn Hurst Basketball Practice Center. This dedicated weight room facility features free-weight equipment, a full line of Hammer Strength equipment, and four platforms. With this facility, Hokie basketball players do not need to split time between different weight rooms; everything needed to build a winner is under one roof.

Tech also has the use of a 10-by-40-yard sand pit located outdoors and adjacent to the weight room in the Merryman Center. This pit is used for resistive running drills to improve speed. The Hokies also have the practice fields for use in running drills.



ATHLETIC PERFORMANCE

SPORT PSYCHOLOGY

The Virginia Tech Athletics Department contracts with the Thomas E. Cook Counseling Center to provide psychological services for its student-athletes through the Sport Psychology Office. Dr. Gary Bennett coordinates the sport psychology department, which offers psychological and performance enhancement services for student-athletes. The mission of the sport psychology office is to promote student-athlete learning and development. Consistent with the university's mission to "educate the whole person," the Sport Psychology Program promotes the academic, intellectual, social, emotional, athletic, and personal development of student-athletes.

On average, Bennett conducts over 50 individual sessions per week and meets weekly with teams as the need arises.

The response to the sport psychology program has been positive. The student-athletes are very receptive to the services offered by the doctors. The sport psychology office reaches out to student-athletes who may not have considered going to the counseling service that is offered to all students at Virginia Tech.



**DR. GARY
BENNETT**

**SPORT
PSYCHOLOGIST**

Responsibilities: Bennett meets with student-athletes on an individual basis for personal counseling and to discuss the mental aspects of the game. He also works on team building, communication and performance enhancement. Bennett has taught and supervised pre-doctoral level interns.

Joined VT Athletics Staff: 2000 (full time since 2007); 16th year.

Record at Virginia Tech: Bennett began working at Virginia Tech in 1995 at the Cook Counseling Center. Now, as the sport psychologist, he also serves on the committees for nutrition, performance and substance abuse; and the planning committee for the "Summit for Student-Athlete Success" events. He also works with various teams in the area of performance enhancement.

Education: Centre (Ky.) College, 1981, B.A. English, where he played baseball; University of Kentucky, 1988, master's in rehabilitation counseling; UK, 1995, Ph.D. in counseling psychology.

Of Note: Bennett is licensed as a clinical psychologist and has additional training in sport psychology. He is certified as a sport psychology consultant by the Association of Applied Sport Psychology and is a member of Division 47 (exercise and sport psychology) of the American Psychology Association.

Personal: Bennett lives in Blacksburg and enjoys playing golf and basketball, as well as hiking and skiing, in his spare time.

SPORTS NUTRITION

Eating healthy and making food functional for athletic performance are important aspects of a Virginia Tech student-athlete's life, and that's why the athletics department implemented the sports nutrition program in July of 2002. Jennie Zabinsky is the department's director of sports nutrition.

The sports nutrition program offers a wide variety of services that aim to enhance the performance of each student-athlete. Services include individual assessments, team talks, body composition analysis using the Bod Pod, grocery store tours, supplement management and education, disordered eating counseling, travel meal arrangements, and basketball training table menu planning and management. Zabinsky works closely with coaches, team physicians, athletic trainers, strength coaches and the sport psychologist to address any performance concerns. She directs the nutrition and performance committee that meets monthly to discuss student-athletes of concern.

The sports nutrition staff manages two facilities, the Nutrition Oasis and Fueling Station, that provide athletes fuel in between workouts, classes and meals. Each facility provides recovery beverages, Gatorade products, smoothies, and a variety of high performance snack options as well as nutrition education resources. In addition, Virginia Tech has started providing a training table to help promote hydration, muscle recovery, glycogen, synthesis, providing options to meet a variety of energy needs while increasing antioxidant and fiber intake.



**JENNIE
ZABINSKY,
MAED, RD**

**SPORTS
NUTRITIONIST**

Responsibilities: Zabinsky is responsible for all nutrition and performance related concerns for varsity student-athletes including individual counseling, team talks, body composition analysis using the Bod Pod, recovery nutrition plans, grocery store tours, training table menu planning, travel meal arrangements, managing the Nutrition Oasis and Fueling Stations, and supplement education.

Joined VT Staff: 2011; fourth year.

At Virginia Tech: Zabinsky worked as the sports nutrition graduate assistant under former director Amy Freely, before being hired as director. She directs the nutrition and performance committee.

Education: Roanoke College, 2005 (B.A., in sociology) while competing in basketball for four years; Virginia Tech, 2009 (B.S., in human nutrition, foods and exercise: dietetics option); Virginia Tech, 2010 (dietetic internship); Virginia Tech, 2013 (master of arts in education).

Of Note: Zabinsky is in her fourth year as director. She is a member of the Collegiate and Professional Sports Dietitians Association (CPSDA) and Academy of Nutrition and Dietetics.

Family: A native of Centreville, Va., Zabinsky and her husband Sam live in Christiansburg with their twin sons.

NUTRITION OASIS & TRAINING TABLE USING WHOLE FOODS TO ENHANCE PERFORMANCE AND HEALTH

The Nutrition Oasis serves as a resource room, providing fuel for athletes before, during, and after training. It includes access to protein and carbohydrate recovery drinks, Gatorade, fresh fruit, and bagels for all Olympic sport athletes. A new and improved Oasis opened during the summer of 2013 and includes a much larger space to accommodate a full-service smoothie bar, nutrition education area, food prep and storage space, an additional sports nutrition office, and room for small catered events. This space allows the sports nutrition program to continue to improve how it serves Virginia Tech student-athletes from a food and nutrition standpoint.

Virginia Tech has started providing a training table, giving teams the opportunity to come together for a meal planned out by the sports nutrition staff. The goal with the menu is to promote hydration, muscle recovery, glycogen (energy) synthesis, providing options to meet a variety of energy needs while increasing antioxidant and fiber intake. The Hokies work with a chef who interacts with the student-athletes, teaching them about the foods being prepared while encouraging them to try new foods.



SAASS

STUDENT-ATHLETE ACADEMIC SUPPORT SERVICES

Student-Athlete Academic Support Services (SAASS) is committed to providing a comprehensive academic and personal development program with counseling and advising for student-athletes, offering academic counseling to ensure students receive a complete system of support consistent with university and NCAA policies.

Student-athletes have access to the department's spacious facilities, located in the West Side of Lane Stadium. Opened during the 2006-07 academic year, the SAASS suite, located in the Quillen Family Academic Center, features 17 private tutor rooms, a state-of-the-art classroom, a 36-station computer lab with

printer access, a conference room, three quiet areas for reading and studying and a reference library. To accommodate the busy schedules of all of Tech's student-athletes, the SAASS office is open and available for students to access from 8 a.m., until 10 p.m., weekdays and from 6 p.m., to 10 p.m., on weekends. The SAASS office offers a tutor program available to Tech's student-athletes in both individual and group settings. Tutor services are available six days a week and the staff assures options for nearly every subject a student-athlete could request assistance in. The collection of SAASS programs housed in Lane Stadium guarantees that all student-athletes achieve success during their time at Virginia Tech.



Matt Mayotte
Director



Kendrick Gholston
Associate Director
(basketball)



Sarah Armstrong
Senior Associate
Director



Cory Byrd
Assistant Director



Tim Moore
Assistant Director



Mike Swanhart
Associate Director



Nick Vaccaro
Assistant Director



Robyn Jones
Learning Specialist



Ryndee Mitchell
Tutor Coordinator



**Mary Anne
Steinberg**
LAP Coordinator



Terrie Repass
Administrative
Assistant

ACADEMIC SERVICES

ATHLETIC TRANSITIONS

Freshman student-athletes – An optional course designed to ease the transition from high school to college.

ORIENTATION

Freshman and transfer student-athletes – SAASS schedules team and individual sessions to acclimate new students to Virginia Tech.

TUTORING

All student-athletes – Individual and group tutoring appointments are available on-site.

ACADEMIC PROGRESS

All student-athletes – Professors send academic progress reports to his/her athletic advisors twice a semester.

SAASS COMPUTER LAB

All student-athletes – The lab features computer and printer access conveniently located in Lane Stadium.

ACADEMIC RECOGNITION

Qualified student-athletes – SAASS recognizes each student-athlete with a GPA of 3.0 and above at the end of each semester on the Athletic Director's Honor Roll.

STUDY HALL

Freshman student-athletes and upperclassmen with a GPA below the team requirement – Study Hall is mandatory for all freshmen, transfers and currently enrolled students with an overall GPA below 2.30.

ADVISING/COUNSELING

All student-athletes – SAASS works closely with each student's academic advisor within the college of their major.

ACADEMIC AND ATHLETIC ELIGIBILITY

All student-athletes – The department monitors each student-athlete's academic record to ensure that they are making progress toward their degree.

For more information, visit the website: saass.vt.edu

STUDENT-ATHLETE DEVELOPMENT



A study abroad course entitled *Sport, Policy & Society* took this group of student-athletes and their advisors to the Olympic Museum in Lausanne, Switzerland.

MISSION STATEMENT

The Office of Student-Athlete Development is committed to ensuring a first-class student-athlete experience. With a holistic focus on leadership development, career development and a commitment to community outreach, Virginia Tech student-athletes are provided with a foundation for success at the university level and beyond.



LEADERSHIP DEVELOPMENT

We believe we've been afforded a tremendous opportunity to assist Virginia Tech student-athletes in their growth as leaders. Our intent is to help student-athletes identify ways they can thrive as leaders, students and competitors.

CAREER DEVELOPMENT

The Office of Student-Athlete Development is committed to educating student-athletes on the proficiencies and strategies necessary to develop career success during their time at Virginia Tech and beyond. The office collaborates with Virginia Tech Career Services in order to enhance career development skills and opportunities.

COMMUNITY OUTREACH

With the university motto, *Ut Prosim*, (That I May Serve) at our core, the Office of Student-Athlete Development assists student-athletes in taking advantage of the many opportunities to volunteer throughout their college experience. Teams partner with national and local community organizations and volunteer their time at community-wide events.

1,140

Number of community outreach hours performed by Hokie student-athletes

+10K

Number of individuals impacted by student-athlete community involvement

100%

Total percentage of teams that participated in community outreach initiatives



Reyna Gilbert-Lowry
Associate Athletics
Director of Student-Athlete Development



Danny White
Assistant Athletics
Director of Student-Athlete Development



Natalie Forbes
Director of
Student-Athlete
Development



Shelby Miller
Coordinator of
Student-Athlete
Development

COMPANIES EMPLOYING OUR GRADUATES INCLUDE THESE AND MANY MORE:



Since 2011, Hokie student-athletes have traveled to Veron, Dominican Republic through their enrollment in LDRS 1016: Global Citizen Leadership. During their time in Veron, student-athletes also host a five-day sports camp focused on HIV/Aids education and partner with local NGOs and nonprofits along the way.

HARDWOOD CLUB

The Hokie Hardwood Club, formerly known as the Diamond Club, has been in existence for more than 20 years. The mission of the Hokie Hardwood Club is to increase public awareness of the Virginia Tech women's basketball program, to raise the level of community support for all aspects of the program and to provide the level of spirit and resources required for a program of national prominence. The club conducts fundraisers during the year in support of the women's basketball program. Fundraising efforts helped with some of the team's expenses on its summer trip to Europe in 2000, as well as the trip to Australia the summer of 2004, the 2008 trip to Greece and Italy and the 2014 trip to Italy. Members of the Hokie Hardwood Club travel to several away games each season.



With the help of the Hardwood Club, the women's basketball team travelled to Italy in 2014.



The Hokie Hardwood Club enjoys several social events with the team throughout the year including the annual Welcome Back Dessert Social.



The Hokie Hardwood Club hosts an annual auction in the winter to raise money to help support the Virginia Tech women's basketball team.





PLAYERS & STAFF



TV/RADIO ROSTER



2 ▪ SIDNEY COOK
F ▪ 6-2 ▪ Sr. ▪ 2L
Parkton, N.C.



3 ▪ DIANDRA DAROSA
G ▪ 5-7 ▪ Jr.
Pawtucket, R.I.



5 ▪ VANESSA PANOUSIS
G ▪ 5-7 ▪ Sr. ▪ 3L
Sydney, Australia



10 ▪ KENDYL BROOKS
G ▪ 5-8 ▪ Fr.
Harrisonburg, Va.



11 ▪ REGAN MAGARITY
F ▪ 6-3 ▪ r-So. ▪ 1L
Norrköping, Sweden



12 ▪ CHANETTE HICKS
G ▪ 5-6 ▪ So. ▪ 1L
Norfolk, Va.



13 ▪ ERIN GARNER
F ▪ 6-3 ▪ Jr.
Philadelphia, Pa.




14 ▪ KAELA KINDER
G ▪ 5-10 ▪ Fr.
Inwood, N.Y.




15 ▪ MICHELLE BERRY
F ▪ 6-2 ▪ So.
Miami, Fla.



23 ▪ RACHEL CAMP
G ▪ 5-11 ▪ Jr. ▪ 2L
Forest City, N.C.



25 ▪ SAMANTHA HILL
G ▪ 5-10 ▪ Sr. ▪ 3L
Toronto, Canada



40 ▪ ERINN BROOKS
F ▪ 5-9 ▪ So. ▪ 1L
Union Hall, Va.

SIDNEY COOK 2

F • 6-2 • Sr. • 2L • Parkton, N.C.
Southview/Seton Hall



2015-16 SEASON (JUNIOR)

- Played in 29 games with eight starts
- Led the team in points (10.7) and rebounds (5.8) per game
- Set career highs in 3 point field goals made (3) and free throws made (14) in a game
- Led the team in scoring in 10 of 32 games
- Also led the team in rebounding 10 times
- Averaged 23.3 minutes per game

2014-15 (TRANSFER/SOPHOMORE)

- Started 15 of 29 games played, averaging six points and 5.5 rebounds per game
- Recorded a double-double twice, including a season-high 25 points and grabbed 12 rebounds at Georgia Tech
- Had 12 points in Tech's win over NC State in the ACC Tournament, following up with 10 points and 10 rebounds versus Pitt to help the Hokies advance to the quarterfinals.

PRIOR TO TECH (SETON HALL)

- BIG EAST All-Freshman Team
- Started 11 of 31 games, averaging 6.5 points and 6.5 rebounds per game
- Recorded three double-doubles
- Notched double-digit points four times and double-digit rebounds seven times while averaging 21.8 minutes
- Finished the season ranked 11th in the league in total rebounds with 200

HIGH SCHOOL

Rated the No. 63 player in the nation by All-Star Girls Report in 2012... Ranked the 17th best forward and 84th overall player by ESPN HoopGurlz ... Earned AP All-State honors following senior campaign in North Carolina ... Led South View to back-to-back 4A Eastern Regional title games ... Was invited to USA Basketball u17 National Team trials in 2010.



5 VANESSA PANOUSIS

G • 5-7 • Sr. • 3L • Sydney, Australia
Brigidine College Randwick

2015-16 (JUNIOR)

- Played in 32 games, making 29 starts
- All-ACC Academic Team
- Averaged 8.6 points, 2.2 rebounds, and 1.9 assists in 28.9 minutes per game
- Became the 24th member of the Virginia Tech 1,000-point club and just the ninth to reach the milestone as a junior
- Set the program record for 3-pointers made in ACC games.
- Named ESPNW's Women's National Player of the week on 12/7 and was also named the ACC Player of the Week on 12/7
- Tied the Cassell Coliseum record with six threes against George Mason as she scored 18 points
- ACC Academic Honor Roll

2014-15 (SOPHOMORE)

- Named ACC All-Tournament Second Team and earned All-ACC Academic Team honors
- Set the Virginia Tech single-season three-pointers made record with 77 while also setting the sophomore class record and also set the Tech record for consecutive games with a three-pointer at 17, spanning her freshman season into sophomore
- Appeared in and started 31 games, averaging 13.5 points, 3.1 rebounds and 3.2 assists
- Had double-digit points 23 times, including five games with 20 or more points, including three consecutive games with 20+ points: Western Carolina (24), Radford (21), Hofstra (23)
- Represented Team Australia at the 2015 World University Games
- ACC Academic Honor Roll



2013-14 (FRESHMAN)

- Appeared in and started all 30 games
- Broke the Virginia Tech single-season freshman record in assists with 121 on the season and three-pointers, tallying 58 which also ranks her fifth on the all-time single-season record list
- Named ACC Rookie of the Week on Feb. 24
- Was second on the team and 24th in the ACC in scoring, averaging 12.4 points per game and led the team and was seventh in the league in assists with 4.0 per game
- Was seventh in the ACC in free throw percentage with .813
- Led the Hokies against Florida with 24 points, becoming the first freshman to score over 20 points in a game since 2010
- Scored 21 points and shot 5-of-7 from the three-point line at Wake Forest
- ACC Academic Honor Roll

PRIOR TO TECH

Helped the Australian U19 at the FIBA World Championships in 2013 to a third place finish and a 7-2 record... Had 13 points against team Russia... Was captain of the 2012 Australian U17 World Championship team that finished fifth at the FIBA event... Led the team averaging 11 points, 5.5 rebounds and 2.0 assists per game as the Australian team finished with a 5-3 record... Was a starter for both the U17 and the U19 teams... Helped high school to a gold medal at the U18 National Junior Championships.



SAMANTHA HILL 25

G • 5-10 • Sr. • 3L • Toronto, Canada
Eastern Commerce

2015-16 SEASON (JUNIOR)

- Played in 32 games, starting five times
- Averaged 2.5 points, 1.5 rebounds and 1.0 assists in 17.9 minutes of action per game
- Scored a season high eight points on two separate occasions (Providence, and FSU)
- Had a career high three steals against College of Charleston
- Recorded a career high two blocks in the contest against Miami
- ACC Academic Honor Roll

2014-15 (SOPHOMORE)

- Appeared in 31 games with four starts
- Tallied 15 points, four rebounds and four assists versus NC Central
- Dropped in 12 points and pulled down seven boards against Wake Forest
- Notched 11 points and six rebounds versus No. 13 North Carolina
- Helped Team Canada to a silver medal at the 2015 World University Games
- ACC Academic Honor Roll

2013-14 (FRESHMAN)

- Appeared in 22 games for Tech
- Had first career points against Presbyterian, finishing the game with seven
- Helped the Canadian National Team to the title at the Jones Cup in Taipei, Taiwan over the summer
- ACC Academic Honor Roll

PRIOR TO TECH

Member of the Canadian U18 and U19 National Teams... Helped the team to a seventh place finish at the 2013 FIBA World Championship... A four-year starter for Eastern Commerce High School... In 2008, won the provincial gold medal... A three-time MVP and competed in the All-Canada Classic All-Star game... Helped the North Toronto club team to win gold at the U19 provincial championship in 2012... Earned all-defensive team and all-star honors.



23 RACHEL CAMP

G • 5-11 • Jr. • 2L • Forest City, N.C.
East Rutherford

2015-16 SEASON (SOPHOMORE)

- Played in 27 games, making three starts
- Average 5.0 points and 2.7 rebounds in 14.2 minutes
- Scored a season-high 29 points vs. Elon in the WNIT First round, the second-most points scored by a Tech player in a postseason game
- Scored 11 points with a season-best seven made free throws and tied a season-high with seven rebounds vs. Clemson

2014-15 (FRESHMAN)

- Earned All-ACC Academic Team Honors and ACC Academic Honor Roll
- Appeared in 32 games with 28 starts as a freshman, averaging 11.4 points and 5.6 rebounds
- Set a Virginia Tech single-game freshman scoring record with 33 points versus Western Carolina while also grabbing 11 rebounds and handing out six assists
- Scored in double-digits 14 times, including seven games with 20 or more points
- Scored 23 points and seven rebounds against Virginia
- Had first double-double with 12 points and 10 rebounds against Maryland Eastern Shore

PRIOR TO TECH

Scored over 3,000 points during four-year career at East Rutherford High School... Earned MVP honors all four years... Senior year tabbed AP All-State and First Team NCBCA All-State after averaging 28.4 points per game... Earned All-Conference honors and was named Player of the Year.





DIANDRA DAROSA 3

G • 5-7 • Jr. • Pawtucket, R.I.
William E. Tolman/ASA College

PRIOR TO TECH

Attended ASA College... Averaged 14.1 points, 5.4 assists and 3.6 rebounds per game, helping the Avengers to the NJCAA Division I National Championship Tournament for the third consecutive season... During high school, earned Gatorade Player of the Camp at Syracuse camp during junior season.

PERSONAL

Diandra Brianne DaRosa... Born June 21, 1995... Daughter of Benvinda Monteiro... Has a brother, James Duckett... Majoring in Communications.



13 ERIN GARNER

F • 6-3 • Jr. • Philadelphia, Pa.
Trenton Catholic/Georgia Tech

PRIOR TO TECH

Attended FIU in the spring after transferring from Georgia Tech... Played in two games for the Yellow Jackets as a freshman before being sidelined by injury... Appeared in six games as a sophomore prior to transferring... Was ranked #68 in ELITE Prospect's Top 100 and the 10th best forward coming out of high school... Listed as #127 recruit by Blue Star Basketball Report and earned three-stars and rating of 90 by ESPN HoopGurlz... Averaged a double-double senior season at Trenton Catholic.

PERSONAL

Erin Denee Garner... Born February 12, 1996... Daughter of Urian Garner and Narissia Williams... Has five siblings, Quran, Shelia, Malik, Rym and Brittney... Brother Malik played basketball at UMBC... Business major.

11 REGAN MAGARITY

F • 6-3 • r-So. • 1L • Norrköping, Sweden
Igelstavikens Gymnasium



2015-16 SEASON (REDSHIRT FRESHMAN)

- Played in 24 games, making 19 starts
- All-ACC Academic Team
- Averaged 7.3 points and 5.8 rebounds in 23.2 minutes of action
- Had a season-high 10 rebounds and career-high five steals vs. Boston College
- Tied career-high with three steals vs. Coppin State
- Made a career-high three 3-pointers and had a career-high three steals in win over Tennessee
- Had a season high 16 points, leading the Hokies against Radford
- ACC Academic Honor Roll

2014-15 (TRUE FRESHMAN)

- Sideline with injury after first five games, averaging 14 points and 10.6 rebounds in that span
- Had 25 points in freshman debut, becoming the first rookie in program history to score 25 or more in their opening game
- Also set the single-game freshman rebound record with 17 versus Norfolk State
- ACC Academic Honor Roll

PRIOR TO TECH

Played club basketball for SBBK (Södertälje Basketboll Klubb) from 2011-2014... Earned Swedish All-Star honors in 2010 (u15), 2011 (u16)... Was named Swedish MVP while competing in the u16 and u20 national championships... Member of the u16 national team and was named a Nordic Championship All-Star... Earned MVP honors in 2011 as a member of the national team and was named the top Swedish player by FIBA in the u16 European Championship, earning European All-Star recognition.

CHANETTE HICKS 12

G • 5-6 • So. • 1L • Norfolk, Va.
Maury



2015-16 SEASON (FRESHMAN)

- Played in 32 games, making 27 starts
- Averaged 8.5 points, 4.1 rebounds and 4.2 assists
- Had a 1.4 assist/turnover ratio in ACC play, 5th all-time at Virginia Tech
- Set a Virginia Tech single-season record for steals with 91... Set the rookie record for assists with 134
- Named ACC Rookie of the Week on Feb. 29
- Scored a career-high 19 points vs. Virginia including 7-of- 8 from the free throw line
- Tallied 11 points, 4 rebounds, two steals and a career-high eight assists at Virginia
- Had five steals in five games, no Tech player had five steals in a game since the 2011 season
- Set the Tech record for steals in ACC play with 41

PRIOR TO TECH

Ranked the 53rd best player and 15th best point guard by the Collegiate Girls Basketball Report... Ranked the 53rd best overall player and a four-star recruit by ESPN HoopGurlz... Tabbed the 17th best point guard by ESPN... Named All-USA Virginia Second Team by USA Today... Nominated for McDonald's All-American game... Averaged 14.1 points, seven assists, six rebounds and 6.7 steals as a senior... All-Eastern District defensive Player of the Year in 2015 and 2014... First Team All-Eastern District for the past three years.



15 MICHELLE BERRY

F • 6-2 • So. • Miami, Fla.
Miami Country Day/Cal State Fullerton

PRIOR TO TECH

Attended Cal State Fullerton for freshman season where she appeared in and started 29 games... Averaged 14.5 points and 9.1 rebounds per game... Earned All-Big West Honorable Mention Team and All-Freshman Team... Played for Miami Country Day High School where she was a two-year letterwinner and helped the team to a pair of state titles... Averaged 14 points and 13 rebounds per game as a senior... Also played varsity soccer, earning First Team All-League honors.

PERSONAL

Michelle Katherine Berry... Born August 10, 1996... Daughter of Natanya James... Has two brothers Michael and Malcolm Berry... Majoring in Communications.



40 ERINN BROOKS

F • 5-9 • So. • Union Hall, Va.
Franklin County



2015-16 SEASON (FRESHMAN)

- Appeared in five games for the Hokies, all off the bench
- Made her collegiate debut vs. College of Charleston, scored her first points
- Recorded a rebound against Furman
- ACC Academic Honor Roll

HIGH SCHOOL

Named All-District and All-Conference during senior year at Franklin County ... Two-year team captain ... Four-time All-Academic Team ... Averaged 13.4 points, 4.5 rebounds and 2.6 steals during senior season.





KENDYL BROOKS 10

G • 5-8 • Fr. • Harrisonburg, Va. Spotswood

PRIOR TO TECH

Graduated from Spotswood High School... Four-time All-District selection and earned All-Conference honors junior and senior seasons... Helped team to state championship in 2016... Ranked 12th guard in state of Virginia by MaxPreps.

PERSONAL

Kendyl Lauren Brooks... Born February 18, 1998... Daughter of Kenny and Chrissy Brooks... Father Kenny served as head women's basketball coach at James Madison University (337-122, .756) before being named Virginia Tech head coach on March 28, 2016... Has three siblings, Nick, Chloe and Gabby... Majoring in Health Sciences.



14 KAELA KINDER

G • 5-10 • Fr. • Inwood, N.Y. Christ the King

PRIOR TO TECH

Tabbed a three-star recruit by ESPN HoopGurlz and ranked 25th among guards ... Named NYSSWA Fifth Team All-State as a senior... Was an All-Queens First Team Selection ... Helped team to the CHSAA Brooklyn/Queens Division I Crown and the State Federation ... Varsity Diocesan Champs.

PERSONAL

Kaela A. Kinder ... Born Sept. 7, 1998 ... Daughter of John and Juanita Kinder ... Has two siblings, Niavona and John Jr. ... Brother was a quarterback as an undergrad at Syracuse (earned ACC Top 6 for Service honors) and as a grad at SUNY Stony Brook after being named the New York State Player of the Year... Majoring in Criminology.

THE BROOKS FILE

HEAD COACH EXPERIENCE

at James Madison 337-122 (14)
at Virginia Tech First Season
Career 337-122 (14)


EDUCATION

James Madison 1992

CAREER COACHING RECORDS

2002 – James Madison 16-10
2003 – James Madison 13-18
2004 – James Madison 18-11
2005 – James Madison 24-7

2006 – James Madison 27-6
2007 – James Madison 24-10
2008 – James Madison 24-10
2009 – James Madison 26-7
2010 – James Madison 26-8
2011 – James Madison 29-8
2012 – James Madison 25-11
2013 – James Madison 29-6
2014 – James Madison 29-4
2015 – James Madison 27-5
2016 – Virginia Tech First Season



KENNY BROOKS

HEAD COACH

Kenny Brooks was named the seventh head women's basketball coach at Virginia Tech on March 28, 2016.

Brooks joined the Hokies after an impressive 14-season stint as head coach at James Madison University where he compiled a record of 337-122 (.756), making him the winningest coach in that school's history. Brooks guided the Dukes to 11 consecutive postseason appearances, including six NCAA bids and five trips to the WNIT. Under his direction in 2015-16, JMU compiled a 27-6 record, including a 17-1 mark in conference play, as the Dukes made a third straight trip to the NCAA tournament.

Over 11 seasons at JMU, Brooks' squads never won fewer than 24 games, averaging 26.3 wins per year over that span. The Dukes won three consecutive (2014, 2015, 2016) Colonial Athletic Association championships under Brooks' tutelage and captured five conference titles over a seven season span. He was named CAA Coach of the Year for a fourth time in 2015-16, while his student-athletes also garnered CAA Player and Rookie of the Year honors.

Brooks registered winning campaigns in 13 of his 14 seasons in Harrisonburg, ascending to No. 23 in the AP Top 25 and No. 21 in the USA Today Coaches Poll in 2014-15 as his squad tied a school record with

29 victories. In 2013-14, he led the Dukes to their first NCAA Tournament victory since 1991 when his 11th-seeded Dukes knocked off sixth-seeded Gonzaga 72-63 in the first round. In 2007, the Dukes earned an at-large bid to the NCAA Tournament, marking only the second time a CAA team had received an at-large berth.

Under Brooks, James Madison tallied six CAA Players of the Year, three Rookies of the Year and two Defensive Players of the Year. The Dukes also earned 31 All-CAA selections, 11 Defensive team and 10 All-Rookie team selections during his tenure.

The Waynesboro, Virginia, native has coached three WNBA Draft picks, including first-round pick Tamera Young and most recently (April 2016) second-round selection Jazmon Gwathmey, in addition to three other players who have signed professional contracts.

A 1992 graduate of James Madison, he played three seasons under legendary coach Lefty Driesell and made two NIT appearances while earning a degree in business management. He began his coaching career as a part-time assistant for the 1993-94 JMU men's squad that won the CAA Tournament and advanced to the NCAA tournament.

After four seasons as an assistant for the men's program at VMI (1994-98), he moved back to his alma mater as a men's assistant from 1998-2002. He was named interim women's head coach on Dec. 6, 2002 before taking over those duties on a full-time basis on March 21, 2003.

Brooks and his wife the former Chrissy Stewart have four children: Kendyl, Chloe, Gabby and Nicholas.





JENNIFER BROWN

ASSISTANT COACH

Jennifer Brown joined the Hokies in April 2016 as an assistant coach.

She came to Tech after serving in a similar role at James Madison since 2010. During her tenure with the Dukes, the team made six trips to the postseason, including four NCAA appearances. Brown coached Kayla Cooper-Williams to CAA Rookie of the Year honors in 2015-16. During the 2014-15 season, Brown coached Lauren Okafor, who went on to be taken as the 34th pick in the 2015 WNBA Draft.

During JMU's 2013-14 campaign, she helped the Dukes to one of the most successful seasons in program history as JMU tied a school record 29 wins and advanced to the postseason for the ninth consecutive season. The CAA champion Dukes won their first NCAA tournament game since 1991 with a 72-63 victory over No. 6 Gonzaga in the round of 64. In her first season (2010-11) as a coach at JMU, the Dukes won the Colonial Athletic Association championship and played in the NCAA Tournament. In her second season (2011-12) JMU advanced to the championship game of the Women's National Invitation Tournament, and in her third (2012-13) the Dukes were WNIT quarterfinalists.

Brown played for the Dukes from 2006-08, helping JMU to a 51-16 record, a trip to the NCAA Tournament and a trip to the WNIT during her two seasons. In her junior season in 2006-07, JMU compiled a 27-6 record, was runner-up in the Colonial Athletic Association Tournament, earned an at-large bid to the NCAA Tournament and was ranked as high as 22nd in the Associated Press Top 25 poll and as high as 25th in the USA Today Top 25 poll. As a senior in 2007-08, Brown was a starting forward on the Dukes' team that put together a 24-10 record, advanced to the round of 16 of the Women's National Invitation Tournament, and received votes during the season in both Top 25 polls.

She earned a bachelor's degree in justice studies in 2007 and a master's in kinesiology in 2008, both from JMU. In addition, Brown is a 2013 graduate of the NCAA Women's Coaches Academy and attended the ACA Forum in 2015.



BRITNEY ANDERSON

ASSISTANT COACH

Former Virginia Tech women's basketball player Britney Anderson returned to Blacksburg in June 2015 when she was named an assistant coach.

Anderson played for the Hokies from 2003-07, helping Tech to three NCAA Tournament appearances and a WNIT berth. During her career, Anderson shot an impressive 44.6 percent from the field and averaged 10.2 points during her senior campaign.

Anderson served as an assistant coach at Radford (2013-15), where her responsibilities included scheduling, community service and camp coordination while focusing on wing player development and assisting in recruiting and scouting. Under Anderson's tutelage, the Highlanders were the Big South's top three-point shooting team (.337) in 2014-15. In addition, Anderson helped develop two All-Big South honorees.

Anderson was also a standout high school player in the NRV, having led Blacksburg High School to the Virginia High School AA Girls' Basketball State Championship during her senior year. After averaging 18.2 points and 9.2 rebounds per game that season, Anderson was named Virginia's Miss Basketball.

Before joining the staff at Radford, Anderson was a corporate recruiter for M.C. Dean Inc. in Dulles, Va., while also coaching girls' basketball at Potomac Falls High School and in the AAU ranks with Team Unique u15, Matrix u15, PSPA u12/u16 for five years.





TIM CLARK

DIRECTOR OF OPERATIONS

Tim Clark was named Virginia Tech Women's Basketball Director of Operations in April 2016.

He previously held the same role at James Madison under Brooks since 2010. Prior to that, Clark was a graduate assistant with the program and was in charge of film exchange, overseeing the student team manager program, ordering and maintaining equipment inventory and coordinating and scheduling the practice squad.



Clark served four seasons as the head team manager with the Dukes which included assisting the coaching staff in executing the day to day operations of the program and extensive experience with film exchange and general office operation. He also completed a full-time full-credit internship as well as a 450-plus hour coaching education practicum with the program.

Basketball is in Clark's blood as his sister is currently the head women's coach at Harcum College in Bryn Mawr, Pa., and his father is the head women's coach at Trinity College just outside of Tampa, Fla.

Clark received his bachelor's degree in kinesiology from JMU in 2009 and completed his masters' degree at JMU in sport and recreation leadership in May 2011.

In his role at Tech he will continue to assist the coaching staff in managing the day-to-day operations of the program while also working with the travel plans and Hokie Hardwood Club.

SHAWN POPPIE
ASSISTANT COACH

Shawn Poppie joined the Virginia Tech staff as assistant coach in July 2016.

Poppie comes to Virginia Tech after serving at Furman for the past three seasons, most recently in the role of associate head coach. During his time, he helped the Paladins to a pair of trips to the postseason. In 2016, the Paladins advanced to the semifinals of the SoCon tournament before falling to co-champion Mercer.

Prior to his stint at Furman, Poppie spent two seasons at USC Upstate.

Poppie began his career as an assistant coach at Limestone College where he served as recruiting coordinator. During his tenure, he recruited and signed three all-conference performers and helped the Saints to a 25-7 record, advancing to the NCAA Division II National Tournament in 2012.

A 2007 graduate of Limestone, Poppie was a two-time Carolinas-Virginia Athletic All-Conference player. He graduated as the school's all-time leader in assists (602) and steals (168) and finished third on the scoring list (1,246). Poppie earned his bachelor's degree in sports management.

The Crescent City, Ill. native is married to Regina and they have a son, Kai.



SAMANTHA MITCHELL

DIRECTOR OF PLAYER PERSONNEL

Samantha Mitchell joined the Hokies in April 2016 as Director of Player Personnel.

She previously served as the assistant director of basketball operations at James Madison. In her role with the Dukes, Mitchell assisted the director of operations with team travel, film exchange and equipment. She also oversaw members of the practice squad and student managers.

Prior to that Mitchell worked as an event management intern for Sports Backers, where she assisted the staff with day-to-day operations and event planning, specifically in



the areas of marketing, development and sponsorship. Primary projects included RVA Streets Alive and Anthem Moonlight Ride. From January 2015 to May 2015, Mitchell was a group sales associate for the Richmond Flying Squirrels, focusing on ticket sales, hospitality areas and luxury suites.

Mitchell also served as a student manager for the Dukes from September 2011 to May 2014. She managed and trained the student-manager staff, supported the director of basketball operations in game day tasks and assisted in set-up and break-down of all practice and game day equipment.

A 2014 JMU graduate, Mitchell earned her Bachelor of Science in sport and recreation management with a minor in business. She earned her Masters' of Education in sport leadership in 2015 from VCU.

BRIAN COX

VIDEO COORDINATOR

Brian Cox joined the Hokies in August 2016 as the Video Coordinator for the Virginia Tech Women's Basketball Team. He is responsible for managing all film exchange and creating videos and graphics for the Women's Basketball Team. Cox also oversees all Virginia Tech Women's Basketball social media outlets managed by the team.

Brian Cox spent the last four years at Radford University, serving as the primary contact for volleyball, men's basketball, men's and women's golf, and women's lacrosse. Cox received his second promotion in a span of eight months when he was elevated to Assistant AD for Communications in June 2015. Prior to his promotion, Cox was the Director of Athletics Communications. In that role, he oversaw the social media strategy of the department, the hall of fame committee and the assistant director of athletics communications. In just his first year with Radford, Cox rebranded the Highlanders' social media outlets, in addition to adding Facebook and Twitter accounts for the university's 19 athletic programs. He was also behind the production of RU's fan pages, which replaced the traditional media guides in the summer of 2013.

The valedictorian of the 2012 graduating class of Ferrum College, Cox earned a bachelor's degree in business administration with an emphasis in sports management. In addition to his academic success at Ferrum, he



was a standout golfer for the Panthers, who compete in one of the toughest leagues in NCAA Division III—the USA South Athletic Conference. While at the Southwest Virginia campus, Cox worked extensively in Ferrum's sports information department. He assisted with the design and build of the Panthers' new athletics website, www.ferrumpanthers.com. Cox also assisted with the promotion of Ferrum's 16 athletic programs, highlighted by the women's basketball and softball teams' runs in their respective NCAA Tournaments in 2012. He fueled the enhancement of the Panthers' social media presence, as well as the launch of live video. He also served as the play-by-play broadcaster for Ferrum's men's and women's basketball squads.

The Floyd, Va. native served as one of the statisticians at the 2010 NCAA Division III Women's Tennis National Championships hosted by the University of Mary Washington in Fredericksburg, Va. The next summer, Cox was asked to serve in the same capacity, working alongside Golfstat, at the 2011 NCAA Division III Men's Golf National Championships hosted by the Greensboro Sports Commission at the Grandover Resort in Greensboro, N.C. A week later, he assisted with the NCAA Division I Men's Golf Regional hosted by Virginia Tech at the Pete Dye River Course. Cox is no stranger to the New River Valley, having grown up in nearby Floyd County. He attended Floyd County High School, where he played golf for the Buffaloes. The squad won the Group A Golf state crown in 2006 and 2007. He is a member of the College Sports Information Directors of America (CoSIDA) and the Virginia Sports Information Directors (VaSID).

ABBY DANIELS

ASSISTANT TO THE HEAD COACH

Abby Daniels joined the Hokies in June 2016 as the Assistant to the Head Coach. Daniels is responsible for managing the day to day operations of the Women's Basketball office including clerical work, data entry, processing reimbursement paperwork and budget management.

Abby attended Bridgewater College, where she graduated with a Bachelor of Science in Business Administration and a Minor in Art. While at Bridgewater she played on the inaugural Women's golf team and was the first ever alum of the program. Abby also served as the operations intern for the football team



all four years. Some of her responsibilities consisted of equipment, travel operations, recruiting operations, and game day activities. Throughout her four years she also served as the home women's basketball videographer.

During her senior year in college she was offered a one-year internship with the Virginia State Golf Association (VSGA) in Midlothian, Va. At the VSGA she was able to travel to several tournaments and assist the staff with various administrative and operational responsibilities. She also had office tasks including clerical work and tournament prep. Abby played a big part in the VSGA Scholarship process. She assisted with all of the applications and all logistics leading up to the announcement of recipients. Also, at the VSGA she had a hand in preparing for the First Annual Virginia Golf Hall of Fame.

Abby grew up in nearby Roanoke, Virginia. She attended Cave Spring High in Roanoke, Va. where she played two years of basketball.

SAMMI GOLDSMITH

GRADUATE ASSISTANT

Sammi Goldsmith is in her first year on the Virginia Tech women's basketball staff, serving as a graduate assistant. Goldsmith is responsible for overseeing student managers, taking care of administrative duties, and other day-to-day tasks.

A 2016 Lynchburg College graduate, Goldsmith earned her Bachelor of Arts in Communication Studies. She was a four-year starter on the Lynchburg College women's basketball team, serving as a captain for her junior and senior year. Goldsmith led her team to their first ever Conference Regular-Season



Championship, Conference Tournament Championship, and NCAA berth during her senior campaign. She holds records for most assists in a game (14), most assists in a single season (187), and all-time assist leader (504). Goldsmith was also voted the 2016 HERO Sports best guard in D3 Women's Basketball.

Prior to college, Goldsmith played four years of high school basketball for Bishop McGuinness Catholic High School in Kernersville, NC. She helped the Villains win four state championships and was awarded the Kay-Yow MVP award for the 2012 State Championship Game.

Goldsmith plans to pursue a career in coaching women's basketball at the collegiate level. She is currently working toward earning her Masters of Arts in Education in Curriculum and Instruction with an emphasis on Instructional Technology.

GREG WERNER

HEAD S&C COACH FOR WOMEN'S BASKETBALL

Greg Werner became the head strength and conditioning coach for Virginia Tech women's basketball in May 2016. He is responsible for the year-round development of the Hokies in all areas of athleticism and injury prevention. Werner was head strength and conditioning coach for most of Kenny Brooks' 14-season head coaching tenure at JMU.

Prior to Tech, Coach Werner was the head strength and conditioning coach for women's basketball at Auburn University for one season where he helped the Tigers move up several spots in the SEC standings and make it to the NCAA tournament where they won their opening round game and had a 20-win season. For twenty years Werner was the head strength and conditioning coach at James Madison. He began that role in 1995 after working as an assistant in the program the previous three years. While at JMU, Werner directed the program for all sports. He was inducted into the JMU Athletic Hall of Fame in 2014 with the 1994 NCAA national champion field hockey team. Before working at JMU, Werner was an assistant strength and conditioning coach for one year at the University of The Pacific in Stockton, California where he worked with football, volleyball, baseball, softball, tennis, swimming and water polo, and additionally taught classes in the sport sciences department.

Werner received his master's degree in kinesiology with a concentration in exercise science from JMU in 1994. He became interested in the science of speed, strength and conditioning while earning his bachelor's degree in human performance with an emphasis in exercise science at Austin Peay State University ('91). While at APSU he worked as an assistant strength coach for two years.

In his tenure as the head strength and conditioning coach at JMU, Werner grew the program from one part-time assistant to its impressive current size, with six full-time coaches working out of five weight rooms and two multi-purpose/cardio rooms, nearly 20,00 square feet of space, serving 19 teams. In addition to directing JMU's strength and conditioning program Coach Werner was an adjunct professor for the School of Kinesiology where he designed and taught "KIN 425, Concepts of Strength & Conditioning," for 15 years. In 2014 he was awarded the Kinesiology Department's Professional of the Year award.



Outside of the collegiate ranks Werner has instructed several NFL, MLB, MLS, pro basketball and Olympic athletes. In 2011 he was elected by his peers to be a board of director's member for the CSCCA, and again in 2015 he was re-elected to the board for a second term. In 2006, Werner received the highest professional honor by earning the title of Master Strength & Conditioning Coach from the Collegiate Strength and Conditioning Coaches Association. That same year he was nominated by his peers to be one of three finalists for the NSCA's College Strength and Conditioning Professional of the Year Award. In 2005 he received the highest honor from the National Strength & Conditioning Association and earned the Coach Practitioner distinction. In 1999 he was selected the National Strength and Conditioning Association, Colonial Athletic Association Strength and Conditioning Professional of the Year, and was nominated by his peers to be one of three finalists for the national professional of the year award. Also in 1999, he was selected to be the strength and conditioning specialist for the US National Field Hockey team.

Werner has been active in the National Strength and Conditioning Association for several years. He served as the Virginia state director for the maximum term, and has been an active speaker at the NSCA sport specific training conference, CSCS symposium and several other coach's clinics and camps. In 2014, the NSCA honored Werner with the registered strength and conditioning coach Emeritus distinction and awarded him the honorary 20-year ring. In addition to coaching and teaching, Werner has published over 30 articles in various coaching journals, magazines and websites. Werner is a National Strength and Conditioning Association certified strength and conditioning specialist and is certified through the Collegiate Strength & Conditioning Coaches Association. He is an American College of Sports Medicine certified health/fitness instructor. Werner and his wife Cyndi have two grown children, Hans Christian and Heidi Faith.

Ten NCAA Tournament basketball teams that Greg Werner has worked with:

Men's Teams: APSU 1987 2nd round,

JMU 1994, 2013 2nd round

Women's Teams: JMU 1996, 2007, 2010, 2011, 2014 2nd round, 2015,

Auburn 2016 2nd round

WNIT Teams: JMU 2001 Final Four, 2006, 2008, 2009, 2012 Final, 2013 Final Four

ERIN CASH

SENIOR DIRECTOR, SPORTS MEDICINE

Erin Cash joined the Hokies in April 2016 as Senior Director, Sports Medicine.

She previously served as the women's basketball athletic trainer at James Madison University for the past five years. In addition, she supervised the cheerleading graduate assistant, was a Preceptor for the Athletic Training Program and was an advisor for the Madison Athletic Training Student Association and the Gatorade Manager for the summer camp program.



Prior to her time at JMU, Cash was a graduate assistant at Virginia Tech from 2006-2009 where she worked with various athletic teams. Upon graduation, she moved on to Florida State University, where she was an assistant athletic trainer from 2009-2011.

A 2006 graduate of Central Florida's Athletic Training program, Cash also has a MSed in Health Promotions (2007), and PhD in Curriculum and Instruction (2009) from Virginia Tech.

**SUPPORT
STAFF**



DESIREE REED-FRANCOIS
Deputy Director of Athletics/Senior Woman Administrator



JOHN BALLEIN
Senior Associate AD, Internal Operations & Sports Performance; Administrator, Women's Basketball, Baseball



ANDREW ALLEGRETTA
Assistant Director of Broadcasting, IMG College




BRUCE GARNES
Assistant Director, Equipment Services, Basketball



KENDRICK GHOLSTON
Associate Director, Student-Athlete Academic Support Services



APRIL GOODE
Director, Engagement & Analytics; Primary Communications Contact, Women's Basketball



GREG BEATO, D.O.
Team Physician



JAMES TORGERSEN
Director, Facilities



DON VAUGHN
Coordinator, Operations



J.C. WHIDDEN
Associate Director, Marketing & Promotions



CARA WALTERS
Assistant Athletics Director, Operations

MANAGERS



BRANDI WARNER
Head Student Manager



KHAILA ELLIS



BRIA HAIRSTON

2015-16 SEASON NOTES

3-POINTER RECORD

Hannah Young set the new senior year record for 3-pointers made after dropping in three against Elon. She broke the old record of 70 set by Jeni Garber in 1990-91.

ROOKIE ALL-STAR

Chanette Hicks has had a big freshman season, setting four new program records. Hicks has set the new marks for single-season steals, steals in an ACC season, freshman class steals and freshman class assists. Hicks set the new single-season steals record and the assist record versus Elon. The single-season steals record was set in 1998-99 by Lisa Witherspoon with 86. The freshman class assist record was set by Hicks' teammate Vanessa Panousis with 121 in 2013-14. She broke the ACC season record and freshman class steals records during conference play.

POSTSEASON BOUND

Virginia Tech earned a 2016 WNIT At-Large bid, marking the Hokies' fourth trip to the WNIT and the 13th time making postseason since the program's first trip in 1994.

MAKE THAT TWO

The Hokies defeated Virginia on Feb. 28 for their second win over the Cavaliers this season. It marks the first time in program history that Tech has beaten UVA twice in the same season and just the third time the Hokies have won in consecutive meetings.

WINNING WAYS

The win over Wake Forest guaranteed the Hokies their first winning season since 2006-07.

RECORDS ALL AROUND

Tajah Campbell has moved into fifth place on the Tech all-time record list for career blocks. In addition, Campbell is the all-time leading rebounder vs. ACC opponents in program history, becoming the first player to have 300+ rebounds against league foes.

MOVIN' ON UP

With four 3-pointers at North Carolina, **Vanessa Panousis** moved into second place on the career record list, in addition Panousis set the program record for 3-pointers made in ACC games. She surpassed Lindsay Biggs on both lists. Biggs tallied 188 career 3s and 84 in ACC play.

RIVALRY GAME

Virginia Tech picked up its first win since 2007 over rival Virginia, defeating the Cavaliers 66-46 on Sunday, Feb. 7, 2016. It snapped UVA's 18-game win streak in the series.

CAREER GAME

Sidney Cook turned in a 23 point, 14 rebound performance in the win over Virginia. It marks one of the best performances in the Hokies' history with UVA. Former Tech players Tere Williams and Uju Ugoka tallied 21 points/10 rebounds in 1998 and 2014, respectively.

JOINING THE CLUB

Vanessa Panousis became the 24th member of the Virginia Tech 1,000-point club when she hit a 3-pointer in the third quarter at Florida State. Panousis became just the ninth player in Tech history to reach the milestone as a junior.

FRESHMAN RECORD

Chanette Hicks scooped up five steals versus Florida State to set a new freshman class record, breaking the previous record of 57 set by Sonya Dalton (1979-80) and Ieva Kublina (2000-01).

3Q SCORING

The Hokies dropped in 28 points in the third quarter vs. Clemson on Jan. 18, marking the

second most points scored by the Hokies in any quarter on the year.

STRONG START

The Hokies went 13-1 to open the season, marking one of the best starts in program history. In addition, Tech's 11-game win streak marked the third longest in history. The longest streak is 18 games (1998-99) with the second at 12 straight (2003-04, 2005-06).

D-FENCE

The 33 points scored by Boston College on Jan. 3, 2016 ties the fewest points allowed in an ACC game. Tech also held Clemson to 33 points on Jan. 2, 2012.

GIMME THE BALL

Virginia Tech scooped up 16 steals in the game against Boston College, marking the first time since Jan. 2, 2012 that the Hokies have recorded 15 or more steals in a game.

DEFENSIVE STOP

The Hokies held Furman to 30 pts on Dec. 30, 2015, setting a program record for fewest points allowed.

DECEMBER TRIUMPH

The Hokies went undefeated in the month of December, marking the first time since the 2005-06 season that Tech had an unblemished record in Dec.

YOUNG FROM OUTSIDE

Hannah Young had six 3-pointers vs. Coppin State, connecting on 6-of-9 to tie the Cassell Coliseum record. In addition, Young scored a career-high 23 points to lead the Hokies to the win.

THE DIFFERENCE IS...

Tech's 40-point (73-33) win over Morgan State is the first time the Hokies have defeated a team by 40 or more points since an 82-33 decision on Dec. 21, 2013.

HONORED

Vanessa Panousis was named the espnW National Player of the Week as well as the ACC Player of the Week on Dec. 7 for her performances in Tech's wins over Penn State and Tennessee. Panousis led the Hokies in both games, tallying 16 points vs. the Lady Lions and 21 against the Lady Vols. Showing poise at the line, Panousis combined for 10-of-10 at the line in the final minutes of the two games to help secure wins for Tech. She also dropped in five 3-pointers against Tennessee, including three in the second half to help spark the Tech offense.

Virginia Tech was also named the NCAA Team of the Week following the two wins.

WE GOT VOTES

The Hokies received votes in the Coaches' Poll this season (Dec. 9-Jan. 27). Tech also received votes in the AP Poll Dec. 7-Jan. 3. The last time Tech received votes in the AP Poll was the 2007 preseason edition.

STREAK SNAPPED

Virginia Tech's win over Tennessee on Dec. 6 snapped the Lady Vols' 44-game unbeaten streak at home against unranked opponents. In addition, Tennessee's 43 points marked the fewest UT has ever scored in a game.

A FEW FIRSTS

The Hokies win over then-No. 8 Tennessee was the first win over a top-10 team since Tech knocked off then-No. 8 Maryland in 2012. It was also the program's first win over the Lady Vols.

BACK-TO-BACK

With the wins over Penn State and Tennessee, the Hokies picked up their first back-to-back wins over non-conference Power 5 opponents since early in the 2003-04 campaign.

CHALLENGE ACCEPTED

The Hokies knocked off Penn State 64-58 in the 2015 Big Ten/ACC Challenge. Tech's last win in the challenge came in 2012 over Wisconsin at home. It also marks the first time that the Hokies have won on the road as part of the challenge.

I'LL TAKE THAT

Chanette Hicks recorded six steals against Wofford, marking the most steals by a Tech player in a game since the 2011 season. Hicks also had five steals earlier in the season vs. Mason, marking the first time a player had five steals in a game since 2011.

HISTORY MAKING

Vanessa Panousis tallied six three-pointers while **Hannah Young** added five against Mason to mark the first time in program history that two players have hit five or more treys in the same game.

ON FIRE

The Hokies connected on 14-of-27 from outside the arc, shooting 51.9 percent against George Mason to set a new team single-game three-pointers made record.

RULER OF THE CASSELL

The Hokies' **Vanessa Panousis** tallied six three-pointers in the win over George Mason, tying a Cassell Coliseum record. The mark is also the third highest single-game total in Tech history.

WELCOME TO THE HOKIES

The Hokies add a top 20 recruiting class to the ranks this year as five-star recruit **Kelly Koshuta**, four-star recruit **Chanette Hicks** and three-star recruit **Alana Gilmer** have joined the squad. All three players were nominated for the McDonald's All-American game.

WE'RE BACK

The Hokies return 10 players from last season's team that went on a memorable run in the ACC Tournament, defeating NC State in the opening round before moving on to knock off Pitt in the second round. Tech advanced to the quarterfinals of the ACC Tournament for the first time in program history before falling to eventual Elite Eight team Florida State. The Hokies became the first last seeded team in the ACC to ever win multiple games in the tournament.

AROUND THE WORLD

Samantha Hill and **Vanessa Panousis** competed over the summer in the World University Games. Panousis represented Australia at the event while Hill helped team Canada to the silver medal.

FAMILY TIES

Redshirt freshman **Regan Magarity** has strong basketball ties as the daughter of Bill and Ammi Magarity. Her father played basketball at the University of Georgia and was a member of the New York Nets in the ABA before moving to Europe to play professionally for 20 years while her mother played for the Swedish National Team. Her brother transferred to Davidson over the summer and will sit out this season due to NCAA transfer rules. In addition, Magarity has plenty of coaches in her family: David (uncle) head women's basketball coach at Army, Maureen (cousin) head women's basketball coach at New Hampshire, Mark (uncle) head volleyball coach at Philadelphia and Dan Earl (brother-in-law) head men's basketball coach at VMI.

2015-16 SEASON STATISTICS

OVERALL STATISTICS - RECORD: 18-14

##	Player	GP	GS	Min	Avg	TOTAL			3-PTS			REBOUNDS			PF	FO	A	TO	Blk	Stl	Pts	Avg				
						FG	FGA	Pct	3FG	FGA	Pct	FT	FTA	Pct									Off	Def	Tot	Avg
02	Sidney Cook	29	8	677	23.3	105	282	.372	26	86	.302	75	105	.714	52	115	167	5.8	57	0	31	39	13	16	311	10.7
04	Hannah Young	32	32	992	31.0	111	317	.350	74	201	.368	34	44	.773	32	113	145	4.5	61	0	41	82	8	25	330	10.3
05	Vanessa Panousis	32	29	924	28.9	92	300	.307	63	199	.317	28	31	.903	7	62	69	2.2	58	3	61	57	2	13	275	8.6
12	Chanette Hicks	32	27	954	29.8	104	245	.424	1	7	.143	64	119	.538	36	94	130	4.1	90	2	134	89	8	91	273	8.5
11	Regan Magarity	24	19	557	23.2	61	151	.404	8	34	.235	46	64	.719	54	84	138	5.8	57	0	20	61	15	24	176	7.3
23	Rachel Camp	27	3	383	14.2	41	101	.406	7	28	.250	46	57	.807	21	53	74	2.7	32	0	17	41	1	13	135	5.0
24	Tajjah Campbell	26	24	628	24.2	56	109	.514	0	0	.000	13	18	.722	36	99	135	5.2	74	2	17	37	35	15	125	4.8
40	Dominique Powell	32	13	471	14.7	49	109	.450	1	1	1.000	19	37	.514	47	53	100	3.1	69	1	19	30	34	14	118	3.7
25	Samantha Hill	32	5	572	17.9	26	98	.265	10	48	.208	17	30	.567	9	38	47	1.5	55	2	33	41	7	16	79	2.5
22	Alana Gilmer	21	0	75	3.6	8	28	.286	2	5	.400	3	5	.600	7	5	12	0.6	6	0	1	8	1	0	21	1.0
45	Khadedra Croker	14	0	49	3.5	4	12	.333	0	0	.000	5	8	.625	4	9	13	0.9	6	0	1	4	1	0	13	0.9
01	Erinn Brooks	5	0	7	1.4	1	2	.500	0	0	.000	0	0	.000	0	1	1	0.2	0	0	0	0	0	0	2	0.4
35	Tara Nahodil	22	0	111	5.0	4	12	.333	0	2	.000	0	0	.000	6	11	17	0.8	7	0	2	7	8	1	8	0.4
33	Kelly Koshuta	7	0	20	2.9	1	7	.143	0	3	.000	0	0	.000	2	2	4	0.6	3	0	1	2	1	0	2	0.3
20	Heidi Brown	5	0	5	1.0	0	1	.000	0	1	.000	0	0	.000	0	1	1	0.2	0	0	0	0	0	0	0	0.0
TM	TEAM														46	60	106	3.3	0			12			0	
	Total	32				663	1774	.374	192	615	.312	350	518	.676	359	800	1159	36.2	575	10	378	510	134	228	1868	58.4
	Opponents	32				594	1705	.348	140	529	.265	383	549	.698	369	817	1186	37.1	522	-	297	557	88	197	1711	53.5

SCORE BY PERIODS:	1st	2nd	3rd	4th	OT	Total
Virginia Tech	441	397	498	526	6	1868
Opponents	396	395	446	457	17	1711

DEADBALL REBOUNDS:	OFF	DEF	TOTAL
Virginia Tech	91	18	109
Opponents	90	12	102

ACC STATISTICS - RECORD: 5-11

##	Player	GP	GS	Min	Avg	TOTAL			3-PTS			REBOUNDS			PF	FO	A	TO	Blk	Stl	Pts	Avg				
						FG	FGA	Pct	3FG	FGA	Pct	FT	FTA	Pct									Off	Def	Tot	Avg
02	Sidney Cook	15	4	370	24.7	60	144	.417	12	43	.279	43	58	.741	19	63	82	5.5	29	0	11	22	7	8	175	11.7
04	Hannah Young	16	16	536	33.5	56	168	.333	30	100	.300	22	30	.733	16	48	64	4.0	30	0	20	41	2	12	164	10.3
12	Chanette Hicks	16	12	494	30.9	45	114	.395	0	2	.000	38	58	.655	14	52	66	4.1	48	1	71	49	3	41	128	8.0
05	Vanessa Panousis	16	14	462	28.9	46	158	.291	24	91	.264	7	7	1.000	3	31	34	2.1	32	3	17	32	1	5	123	7.7
11	Regan Magarity	12	8	269	22.4	25	74	.338	2	15	.133	25	33	.758	29	28	57	4.8	25	0	7	31	2	12	77	6.4
24	Tajjah Campbell	15	13	403	26.9	32	58	.552	0	0	.000	8	11	.727	20	71	91	6.1	43	1	9	20	21	11	72	4.8
23	Rachel Camp	12	2	145	12.1	13	37	.351	1	7	.143	24	29	.828	8	16	24	2.0	14	0	7	19	0	6	51	4.3
40	Dominique Powell	16	7	208	13.0	18	44	.409	1	1	1.000	4	8	.500	13	23	36	2.3	33	1	7	12	17	8	41	2.6
25	Samantha Hill	16	4	271	16.9	10	40	.250	5	19	.263	4	11	.364	2	20	22	1.4	36	1	12	23	4	5	29	1.8
45	Khadedra Croker	4	0	8	2.0	0	1	.000	0	0	.000	3	4	.750	0	0	0	0.0	1	0	0	0	0	0	3	0.8
22	Alana Gilmer	10	0	22	2.2	1	4	.250	0	0	.000	0	2	.000	0	0	0	0.0	2	0	1	2	1	0	2	0.2
33	Kelly Koshuta	2	0	4	2.0	0	2	.000	0	0	.000	0	0	.000	0	1	1	0.5	2	0	0	0	1	0	0	0.0
01	Erinn Brooks	1	0	1	1.0	0	0	.000	0	0	.000	0	0	.000	0	0	0	0.0	0	0	0	0	0	0	0	0.0
20	Heidi Brown	1	0	1	1.0	0	0	.000	0	0	.000	0	0	.000	0	1	1	1.0	0	0	0	0	0	0	0	0.0
35	Tara Nahodil	9	0	31	3.4	0	1	.000	0	0	.000	0	0	.000	0	3	3	0.3	2	0	1	0	2	1	0	0.0
TM	TEAM														24	32	56	3.5	0			7			0	
	Total	16				306	845	.362	75	278	.270	178	251	.709	148	389	537	33.6	297	7	163	258	61	109	865	54.1
	Opponents	16				325	879	.370	72	263	.274	216	296	.730	201	417	618	38.6	251	-	170	247	50	110	938	58.6

SCORE BY PERIODS:	1st	2nd	3rd	4th	OT	Total
Virginia Tech	181	196	221	261	6	865
Opponents	220	219	232	250	17	938

DEADBALL REBOUNDS:	OFF	DEF	TOTAL
Virginia Tech	43	3	46
Opponents	41	4	45

2015-16 SEASON RESULTS

OPPONENT	DATE	SCORE	WL	POINTS	REBOUNDS	ASSISTS	STEALS	BLOCKED SHOTS
PRESBYTERIAN	11/13/15	58-44	W	16-Vanessa Panousis	9-Regan Magarity	6-Vanessa Panousis Hannah Young Tajjah Campbell	2-Vanessa Panousis Samantha Hill	1-Regan Magarity
GEORGE MASON	11/15/15	80-63	W	18-Vanessa Panousis	5-Hannah Young	6-Vanessa Panousis	5-Chanette Hicks	3-Tajjah Campbell
at Georgetown	11/18/15	56-73	L	14-Vanessa Panousis	12-Hannah Young Chanette Hicks Samantha Hill	3-Sidney Cook Hannah Young Sidney Cook	4-Chanette Hicks	1-Tajjah Campbell
PROVIDENCE	11/20/15	62-46	W	16-Sidney Cook	8-Sidney Cook	5-Hannah Young Campbell, Powell	1-Cook, Hicks, Hill	5-Dominique Powell
COL. OF CHARLESTON	11/22/15	81-47	W	15-Vanessa Panousis	9-Regan Magarity	4-Chanette Hicks Chanette Hicks	3-Samantha Hill	2-Tajjah Campbell
WOFFORD	11/25/15	73-42	W	14-Sidney Cook	10-Tajjah Campbell	4-Rachel Camp	6-Chanette Hicks	2-Tajjah Campbell
at Penn State	12/03/15	64-59	W	16-Vanessa Panousis	8-Hannah Young Regan Magarity	6-Chanette Hicks	2-Chanette Hicks	2-Dominique Powell
at Tennessee	12/06/15	57-43	W	21-Vanessa Panousis	7-Chanette Hicks Regan Magarity Vanessa Panousis	3-Dominique Powell Sidney Cook	3-Regan Magarity Chanette Hicks	1-Dominique Powell
MORGAN STATE	12/09/15	73-33	W	14-Sidney Cook	8-Regan Magarity Sidney Cook	6-Vanessa Panousis	2-Chanette Hicks Regan Magarity	1-Tara Nahodil
COPPIN STATE	12/13/15	72-39	W	23-Hannah Young	7-Hannah Young Sidney Cook	4-Chanette Hicks	3-Regan Magarity	2-Dominique Powell
MOUNT ST. MARY'S	12/19/15	59-42	W	15-Hannah Young	7-Sidney Cook	6-Chanette Hicks	4-Chanette Hicks	3-Tajjah Campbell
RADFORD	12/21/15	47-40	W	16-Regan Magarity	7-Chanette Hicks Rachel Camp	2-Hannah Young	2-Dominique Powell Campbell, Powell	1-Hicks, Young
FURMAN	12/30/15	59-30	W	12-Hannah Young	9-Tajjah Campbell	4-Chanette Hicks	4-Chanette Hicks	2-Regan Magarity
BOSTON COLLEGE	01/03/16	58-33	W	13-Hannah Young	10-Regan Magarity	5-Vanessa Panousis	5-Regan Magarity	3-Tajjah Campbell
at Louisville	1/7/16	45-56	L	16-Hannah Young	8-Chanette Hicks Tajjah Campbell	6-Chanette Hicks	4-Chanette Hicks	2-Dominique Powell
at Syracuse	01/10/16	39-60	L	10-Regan Magarity	7-Regan Magarity Hannah Young Chanette Hicks	3-Samantha Hill	2-Chanette Hicks	3-Tajjah Campbell
CLEMSON	01/18/16	79-49	W	19-Vanessa Panousis	7-Rachel Camp	5-Chanette Hicks Koshuta, Powell	3-Chanette Hicks	1-Gilmer, Campbell
NC STATE	01/21/16	61-72	L	14-Hannah Young	5-Tajjah Campbell Sidney Cook Chanette Hicks	5-Chanette Hicks Hicks, Panousis	1-Magarity, Powell	2-Dominique Powell
at Notre Dame	01/24/16	41-80	L	21-Sidney Cook	9-Sidney Cook	3-Chanette Hicks Dominique Powell Sidney Cook	3-Chanette Hicks	1-Tajjah Campbell
MIAMI	01/28/16	45-57	L	11-Regan Magarity	9-Hannah Young Chanette Hicks	3-Dominique Powell Samantha Hill	3-Chanette Hicks	2-Chanette Hicks
at Florida State	01/31/16	50-68	L	10-Chanette Hicks	4-Samantha Hill Rachel Camp Chanette Hicks	6-Chanette Hicks	5-Chanette Hicks	2-Dominique Powell
GEORGIA TECH	02/04/16	34-51	L	9-Sidney Cook	8-Tajjah Campbell	3-Chanette Hicks Powell, Hicks Sidney Cook	1-Camp, Hill Dominique Powell	1-Tajjah Campbell
at Virginia	02/07/16	66-46	W	23-Sidney Cook	14-Sidney Cook	8-Chanette Hicks Tajjah Campbell	2-Chanette Hicks	2-Sidney Cook
at North Carolina	02/11/16	67-71	L	22-Hannah Young	8-Hannah Young Regan Magarity	6-Chanette Hicks	4-Chanette Hicks Young, Hicks	1-Magarity, Hill
PITT	02/14/16	48-59	L	17-Sidney Cook	7-Sidney Cook	3-Chanette Hicks Tajjah Campbell Chanette Hicks	1-Rachel Camp Dominique Powell Samantha Hill	1-Tajjah Campbell
DUKE	02/18/16	62-66	L	20-Sidney Cook	6-Tajjah Campbell	7-Chanette Hicks	4-Chanette Hicks	1-Tajjah Campbell
at Miami	02/21/16	56-67	LOT	17-Sidney Cook	12-Tajjah Campbell	4-Chanette Hicks Chanette Hicks	3-Sidney Cook	4-Tajjah Campbell
at Wake Forest	02/25/16	54-48	W	15-Cook, Hicks	8-Tajjah Campbell	2-Hannah Young	2-Panousis, Hicks	4-Tajjah Campbell
VIRGINIA	02/28/16	60-55	W	19-Chanette Hicks	8-Chanette Hicks Sidney Cook	4-Chanette Hicks Regan Magarity	2-Tajjah Campbell Young, Campbell	1-Powell, Magarity
vs Boston College	03/02/16	37-49	L	11-Chanette Hicks	7-Regan Magarity	3-Vanessa Panousis Sidney Cook Regan Magarity	5-Chanette Hicks	1-Hannah Young
ELON	03/17/16	68-59	W	29-Rachel Camp	9-Regan Magarity Sidney Cook	8-Chanette Hicks	5-Chanette Hicks Magarity, Hicks	1-Cook, Camp, Hill
at Ohio University	3/20/16	57-64	L	22-Sidney Cook	10-Sidney Cook	5-Chanette Hicks	3-Sidney Cook	3-Regan Magarity

2015-16 GAME-BY-GAME COMPARISON

Opponent	Date	Score	W/L	SCORING					Mar	TOTAL			3-PTRS			REBOUNDS			Fls					
				1st	2nd	3rd	4th	OT		FG	FGA	Pct	FG	FGA	Pct	FT	FTA	Pct.		Reb.	Mar	A	TO	Blk
VIRGINIA TECH	11/13/15	58-44	W	12	7	27	12	+14	22	55	.400	7	22	.318	7	14	.500	39	+10	16	22	3	8	22
vs. Presbyterian				8	13	11	12		12	42	.286	5	18	.278	15	25	.600	29		6	25	2	6	17
VIRGINIA TECH	11/15/15	80-63	W	22	10	29	19	+17	31	65	.477	14	27	.519	4	7	.571	29	-5	19	12	8	10	24
vs. George Mason				12	17	14	20		18	44	.409	8	15	.533	19	30	.633	34		10	21	0	3	13
VIRGINIA TECH	11/18/15	56-73	L	21	12	8	15	-17	20	60	.333	8	23	.348	8	10	.800	35	-4	14	27	3	6	23
at Georgetown				11	25	25	12		24	54	.444	6	16	.375	19	23	.826	39		9	21	1	12	16
VIRGINIA TECH	11/20/15	62-46	W	14	14	20	14	+16	22	45	.489	3	10	.300	15	25	.600	38	+3	15	16	6	5	16
vs. Providence				7	4	15	20		18	57	.316	4	13	.308	6	12	.500	35		9	18	2	6	20
VIRGINIA TECH	11/22/15	81-47	W	24	13	21	23	+34	29	58	.500	9	24	.375	14	17	.824	40	+15	18	16	6	7	21
vs. Charleston				11	12	9	15		15	50	.300	5	12	.417	12	19	.632	25		9	18	0	3	15
VIRGINIA TECH	11/25/15	73-42	W	13	15	16	29	+31	29	77	.377	7	27	.259	8	14	.571	48	+11	17	10	5	8	18
vs. Wofford				5	14	8	15		12	42	.286	4	19	.211	14	21	.667	37		5	23	2	3	14
VIRGINIA TECH	12/03/15	64-59	W	21	8	15	20	+5	22	57	.386	8	21	.381	12	16	.750	41	+9	11	23	3	6	19
at Penn State				12	9	21	17		21	56	.375	4	14	.286	13	17	.765	32		12	22	3	9	20
VIRGINIA TECH	12/06/15	57-43	W	8	14	14	21	+14	19	45	.422	9	19	.474	10	20	.500	35	--	14	17	1	10	12
at #8 Tennessee				13	12	12	6		17	55	.309	1	19	.053	8	10	.800	35		10	17	3	5	21
VIRGINIA TECH	12/09/15	73-33	W	15	18	22	18	+40	27	60	.450	10	24	.417	9	21	.429	53	+21	18	13	2	3	9
vs. Morgan State				2	12	12	7		14	58	.241	2	18	.111	3	6	.500	32		6	14	3	4	16
VIRGINIA TECH	12/13/15	72-39	W	17	14	21	20	+33	21	59	.356	11	28	.393	19	28	.679	43	+8	14	15	6	9	13
vs. Coppin State				7	5	20	7		17	54	.315	4	13	.308	1	7	.143	35		7	23	3	5	26
VIRGINIA TECH	12/19/15	59-42	W	26	12	12	9	+17	21	68	.309	9	23	.391	8	12	.667	42	-1	14	8	8	5	16
vs. Mount St. Mary's				11	8	8	15		14	54	.259	3	21	.143	11	14	.786	43		6	18	3	3	13
VIRGINIA TECH	12/21/15	47-40	W	8	10	15	14	+7	16	56	.286	0	15	.000	15	22	.682	36	+3	7	10	4	6	21
vs. Radford				16	7	6	11		14	36	.389	2	9	.222	10	18	.556	33		6	21	7	2	21
VIRGINIA TECH	12/30/15	59-30	W	16	22	16	5	+29	22	53	.415	7	21	.333	8	12	.667	38	-3	10	16	6	10	13
vs. Furman				7	5	9	9		11	58	.190	4	18	.222	4	12	.333	41		4	17	3	7	10
VIRGINIA TECH	01/03/16	58-33	W	13	20	14	11	+25	23	54	.426	6	18	.278	7	12	.583	35	-2	13	15	6	16	19
vs. Boston College *				15	10	2	6		9	45	.200	2	12	.167	13	16	.813	33		7	24	2	9	15
VIRGINIA TECH	01/07/16	45-56	L	13	5	13	14	-11	16	43	.372	6	16	.375	7	10	.700	29	-8	9	21	2	7	21
at Louisville *				13	18	5	20		19	55	.345	2	16	.125	16	20	.600	37		10	12	4	11	11
VIRGINIA TECH	01/10/16	39-60	L	9	9	14	7	-21	14	45	.311	1	14	.071	10	16	.625	40	-10	9	29	5	5	12
at Syracuse *				14	15	14	17		23	77	.299	8	38	.211	6	10	.600	50		14	13	4	10	17
VIRGINIA TECH	01/18/16	79-49	W	8	23	28	20	+30	26	52	.500	6	10	.600	21	30	.700	42	+11	13	19	4	4	18
vs. Clemson *				10	5	15	19		18	55	.327	1	6	.167	12	24	.500	31		7	16	7	8	23
VIRGINIA TECH	01/21/16	61-72	L	16	20	9	16	-11	24	49	.490	5	14	.357	8	10	.800	26	-4	14	11	2	4	13
vs. NC State *				15	19	22	16		27	57	.474	8	21	.381	10	11	.909	30		13	8	1	4	13
VIRGINIA TECH	01/24/16	41-80	L	7	4	14	16	-39	15	55	.273	5	18	.278	6	7	.857	25	-19	9	18	3	8	21
at #3 Notre Dame *				11	20	23	26		29	55	.527	4	14	.286	18	23	.783	44		19	14	5	9	11
VIRGINIA TECH	01/28/16	45-57	L	13	10	8	14	-12	16	57	.281	4	21	.190	9	17	.529	35	-9	7	14	6	7	20
vs. #17 Miami *				17	19	4	17		21	58	.362	5	18	.278	10	12	.833	44		11	17	3	5	14
VIRGINIA TECH	01/31/16	50-68	L	5	8	14	23	-18	17	52	.327	6	19	.316	10	12	.833	27	-14	10	16	2	7	16
at #11 Florida State *				16	11	18	23		23	56	.411	4	17	.235	18	21	.857	41		11	14	2	7	12
VIRGINIA TECH	02/04/16	34-51	L	7	13	6	8	-17	13	51	.255	4	19	.211	4	4	1.000	32	-4	6	18	3	4	14
vs. Georgia Tech *				10	10	16	15		19	51	.373	3	9	.333	10	15	.667	34		5	15	1	9	10
VIRGINIA TECH	02/07/16	66-46	W	18	10	17	21	+20	20	47	.426	4	13	.308	22	26	.846	42	+13	12	18	3	6	16
at Virginia *				15	11	12	8		16	56	.286	1	12	.083	13	16	.813	29		8	13	2	8	23
VIRGINIA TECH	02/11/16	67-71	L	10	11	22	24	-4	25	68	.368	9	23	.391	8	12	.667	35	-5	12	11	4	9	21
at North Carolina *				23	15	22	11		22	53	.415	7	22	.318	20	22	.909	40		11	18	8	6	13
VIRGINIA TECH	02/14/16	48-59	L	14	13	10	11	-11	15	53	.283	1	14	.071	17	30	.567	37	-2	8	9	3	3	28
vs. Pittsburgh *				10	10	21	18		17	45	.378	3	10	.300	22	30	.733	39		8	14	2	3	23
VIRGINIA TECH	02/18/16	62-66	L	11	20	15	16	-4	23	62	.371	9	28	.321	7	12	.583	24	-16	16	9	1	8	16
vs. Duke *				16	11	22	17		25	50	.500	6	13	.462	10	14	.714	40		16	22	4	1	13
VIRGINIA TECH	02/21/16	56-67	L	18	6	11	15	6	17	55	.309	4	17	.235	18	21	.857	42	-2	10	23	7	10	29
at #18 Miami *			OT	11	16	11	12	17	18	54	.333	8	18	.444	23	38	.605	44		16	18	2	9	23
VIRGINIA TECH	02/25/16	54-47	W	8	11	14	21	+6	20	49	.408	3	20	.150	11	14	.786	30	-11	5	18	6	7	20
at Wake Forest *				13	13	8	14		17	53	.321	4	16	.250	10	18	.556	41		5	20	2	9	16
VIRGINIA TECH	02/28/16	60-55	W	11	13	12	24	+5	22	53	.415	3	14	.214	13	18	.722	36	+2	10	9	4	4	13
vs. Virginia *				11	16	17	11		22	59	.373	6	21	.286	5	6	.833	34		9	9	1	2	14
VIRGINIA TECH	03/02/16	37-49	L	11	11	8	7	-12	13	59	.220	2	13	.154	9	10	.900	27	-17	7	11	3	10	

POINTS - REBOUNDS - ASSISTS

Opponent	Date	Score	WL	01 BROOKS	02 COOK	04 YOUNG	05 PANOUSIS	11 MAGARITY	12 HICKS	20 BROWN	22 GILMER	23 CAMP
PRESBYTERIAN	11/13/15	58-44	W	DNP	3-4-1	8-4-2	16-3-6	14-9-1	4-4-4	DNP	2-1-0	0-1-0
GEORGE MASON	11/15/15	80-63	W	DNP	12-3-4	15-5-1	18-0-6	4-4-0	13-2-5	DNP	0-1-0	3-3-0
at Georgetown	11/18/15	56-73	L	DNP	7-3-3	13-12-2	14-2-2	DNP	10-4-3	DNP	0-1-0	0-1-0
PROVIDENCE	11/20/15	62-46	W	DNP	16-8-0	7-6-5	0-3-2	DNP	10-3-2	DNP	4-1-0	1-1-3
COL. OF CHARLESTON	11/22/15	81-47	W	2-0-0	8-3-2	9-5-2	15-2-2	5-9-3	14-3-4	0-0-0	6-1-0	5-3-1
WOFFORD	11/25/15	73-42	W	0-0-0	14-9-2	3-3-3	8-0-0	DNP	10-1-3	0-0-0	2-1-0	10-5-4
at Penn State	12/03/15	64-59	W	DNP	5-3-1	13-8-0	16-3-2	9-8-1	10-1-6	DNP	DNP	5-2-0
at Tennessee	12/06/15	57-43	W	DNP	0-5-3	5-3-0	21-1-3	13-7-2	9-7-2	DNP	DNP	2-4-0
MORGAN STATE	12/09/15	73-33	W	0-0-0	14-8-2	13-4-0	10-5-6	1-8-2	9-5-5	0-0-0	5-1-0	2-2-0
COPPIN STATE	12/13/15	72-39	W	DNP	9-7-0	23-7-2	9-4-2	7-1-2	9-3-4	DNP	0-2-0	6-4-0
MOUNT ST. MARY'S	12/19/15	59-42	W	DNP	7-7-0	15-6-0	12-6-5	DNP	8-5-6	DNP	0-2-0	3-4-0
RADFORD	12/21/15	47-40	W	DNP	DNP	2-4-2	2-3-1	16-3-1	7-7-1	DNP	0-0-0	8-7-0
FURMAN	12/30/15	59-30	W	0-1-0	DNP	12-3-1	3-0-2	7-7-1	10-1-4	0-0-0	0-1-0	10-4-0
BOSTON COLLEGE	01/03/16	58-33	W	DNP	DNP	13-2-2	10-2-5	7-10-0	11-3-4	DNP	DNP	7-3-2
at Louisville	1/7/16	45-56	L	DNP	1-0-0	16-4-0	9-3-0	4-1-3	6-8-6	DNP	DNP	0-0-0
at Syracuse	01/10/16	39-60	L	DNP	7-5-0	5-4-3	0-1-0	10-7-0	9-6-3	DNP	0-0-0	0-1-0
CLEMSON	01/18/16	79-49	W	0-0-0	9-4-2	4-2-1	19-2-1	12-5-0	8-6-5	0-1-0	0-0-0	11-7-3
NC STATE	01/21/16	61-72	L	DNP	8-5-0	14-3-2	9-2-2	5-1-0	8-5-5	DNP	DNP	9-3-0
at Notre Dame	01/24/16	41-80	L	DNP	21-9-0	5-4-0	10-0-1	DNP	0-2-3	DNP	0-0-1	0-2-0
MIAMI	01/28/16	45-57	L	DNP	8-4-0	4-9-1	8-4-0	11-5-0	5-2-3	DNP	0-0-0	4-1-0
at Florida State	01/31/16	50-68	L	DNP	9-3-1	0-1-0	3-3-1	9-2-1	10-4-6	DNP	0-0-0	7-4-0
GEORGIA TECH	02/04/16	34-51	L	DNP	9-4-1	5-1-1	8-2-0	4-6-1	2-1-3	DNP	DNP	0-1-0
at Virginia	02/07/16	66-46	W	DNP	23-14-0	16-5-2	0-3-2	DNP	11-4-8	DNP	0-0-0	5-1-0
at North Carolina	02/11/16	67-71	L	DNP	4-2-0	22-8-1	14-1-3	7-8-1	8-3-6	DNP	2-0-0	1-1-1
PITT	02/14/16	48-59	L	DNP	17-7-1	11-4-1	2-2-1	2-6-0	1-6-3	DNP	0-0-0	7-0-1
DUKE	02/18/16	62-66	L	DNP	20-4-0	15-4-1	11-2-1	DNP	6-0-7	DNP	0-0-0	DNP
at Miami	02/21/16	56-67	LOT	DNP	17-9-1	15-4-2	7-5-0	DNP	9-2-4	DNP	DNP	DNP
at Wake Forest	02/25/16	54-48	W	DNP	15-5-1	13-5-2	7-1-0	2-1-1	15-6-1	DNP	0-0-0	DNP
VIRGINIA	02/28/16	60-55	W	DNP	7-7-4	6-4-1	6-1-0	4-5-0	19-8-4	DNP	DNP	DNP
vs Boston College	03/02/16	37-49	L	DNP	7-6-0	6-2-1	3-2-3	4-7-0	11-4-1	DNP	DNP	DNP
ELON	03/17/16	68-59	W	DNP	12-9-0	11-6-0	0-0-0	10-9-0	4-7-8	DNP	DNP	29-5-2
at Ohio University	3/20/16	57-64	L	DNP	22-10-2	11-3-0	5-1-2	9-9-0	7-7-5	DNP	DNP	0-4-0

Opponent	Date	Score	WL	24 CAMPBELL	25 HILL	33 KOSHUTA	35 NAHODIL	40 POWELL	45 CROKER
PRESBYTERIAN	11/13/15	58-44	W	4-3-0	5-0-1	DNP	0-1-0	2-5-1	DNP
GEORGE MASON	11/15/15	80-63	W	4-2-0	2-0-1	2-1-0	2-4-1	5-4-1	0-0-0
at Georgetown	11/18/15	56-73	L	6-4-1	0-0-3	DNP	0-0-0	6-2-0	0-1-0
PROVIDENCE	11/20/15	62-46	W	9-7-1	8-0-1	0-0-0	0-0-0	5-5-1	2-2-0
COL. OF CHARLESTON	11/22/15	81-47	W	6-1-0	4-0-1	0-0-1	0-0-0	7-7-2	0-2-0
WOFFORD	11/25/15	73-42	W	10-10-2	6-5-2	0-2-0	2-1-0	6-4-1	2-2-0
at Penn State	12/03/15	64-59	W	DNP	0-4-0	DNP	0-1-0	6-6-1	0-3-0
at Tennessee	12/06/15	57-43	W	DNP	0-1-1	DNP	DNP	7-3-3	DNP
MORGAN STATE	12/09/15	73-33	W	DNP	5-3-2	DNP	2-3-0	8-7-0	4-1-1
COPPIN STATE	12/13/15	72-39	W	DNP	3-2-3	DNP	0-1-0	4-6-1	2-2-0
MOUNT ST. MARY'S	12/19/15	59-42	W	0-2-2	7-3-1	DNP	2-3-0	5-2-0	0-0-0
RADFORD	12/21/15	47-40	W	2-2-1	3-1-1	DNP	DNP	7-5-0	DNP
FURMAN	12/30/15	59-30	W	8-9-0	0-4-2	0-0-0	0-0-0	9-6-0	0-0-0
BOSTON COLLEGE	01/03/16	58-33	W	6-8-0	2-3-0	0-0-0	0-0-0	2-2-0	DNP
at Louisville	1/7/16	45-56	L	6-8-0	0-0-0	DNP	0-2-0	3-1-0	DNP
at Syracuse	01/10/16	39-60	L	4-5-0	4-5-3	DNP	DNP	0-0-0	DNP
CLEMSON	01/18/16	79-49	W	7-5-1	6-1-0	0-1-0	0-0-0	1-2-0	2-0-0
NC STATE	01/21/16	61-72	L	2-5-3	0-0-1	DNP	DNP	6-0-1	DNP
at Notre Dame	01/24/16	41-80	L	0-2-1	0-1-1	DNP	0-1-1	4-2-1	1-0-0
MIAMI	01/28/16	45-57	L	DNP	0-0-0	DNP	DNP	5-7-3	DNP
at Florida State	01/31/16	50-68	L	2-0-0	8-4-1	DNP	0-0-0	2-3-0	0-0-0
GEORGIA TECH	02/04/16	34-51	L	4-8-0	0-1-0	DNP	DNP	2-3-0	DNP
at Virginia	02/07/16	66-46	W	9-10-0	0-0-0	DNP	0-0-0	2-0-0	0-0-0
at North Carolina	02/11/16	67-71	L	2-5-0	3-2-0	DNP	0-0-0	4-2-0	DNP
PITT	02/14/16	48-59	L	2-3-0	2-2-1	DNP	DNP	4-3-0	DNP
DUKE	02/18/16	62-66	L	8-6-3	2-1-4	DNP	DNP	0-2-0	DNP
at Miami	02/21/16	56-67	LOT	6-12-1	0-1-1	DNP	0-0-0	2-3-1	DNP
at Wake Forest	02/25/16	54-48	W	0-8-0	2-1-0	DNP	0-0-0	0-3-0	DNP
VIRGINIA	02/28/16	60-55	W	14-6-0	0-0-0	DNP	DNP	4-3-1	DNP
vs Boston College	03/02/16	37-49	L	4-4-1	2-0-1	DNP	DNP	0-0-0	DNP
ELON	03/17/16	68-59	W	0-0-0	2-0-1	DNP	0-0-0	0-1-1	DNP
at Ohio University	3/20/16	57-64	L	DNP	3-2-0	DNP	0-0-0	0-1-0	DNP





HISTORY & RECORDS



VIRGINIA TECH HAS A LONG, PROUD TRADITION OF SUCCESS, INCLUDING 19 WINNING SEASONS, 12 POSTSEASON APPEARANCES AND NINE TRIPS TO THE NCAA TOURNAMENT.

COACH BROOKS' PRO PLAYERS

DAWN EVANS



TOIA GIGGETTS



JAZMON GWATHMEY



KIRBY BURKHOLDER

JAZMON GWATHMEY

WNBA drafted by San Antonio Stars

TAMERA YOUNG

WNBA drafted by Atlanta Dream, currently playing for Chicago Sky

LAUREN OKAFOR

WNBA drafted by Atlanta Dream and did training camp with the dream.

KIRBY BURKHOLDER

WNBA training camp with Mystics. Played professionally for Italy and currently playing in Hungary.

TOIA GIGGETTS

Currently playing in Zurich, Switzerland

JASMINE GILL

Currently playing in Australia

DAWN EVANS


WNBA Preseason – Connecticut Suns, LA Sparks. Played professionally for France

MEREDITH ALEXIS

WNBA training camps for Mystic's & Sun's. Played professionally for Poland, France, and Spain

LAUREN JIMENEZ

Played in Poland (photo not available)



JASMINE GILL



LAUREN OKAFOR



MEREDITH ALEXIS



TAMERA YOUNG

PLAYERS IN THE PROS

UJU UGOKA
Vassalli 2G

MONET TELLIER
Artego Bydgoszcz

ALYSSA FENYN
MBK Ruzomberok

KERRI GARDIN
Connecticut Sun

IEVA KUBLINA
Fenerbahce Istanbul

UJU UGOKA

6-1, Forward - Lagos, Nigeria

- Signed to play for Vassalli 2G in the top division in the Italian league for the 2014-15 season
- Averaged 18.4 points and 9.6 rebounds during her senior campaign at Virginia Tech, ranking eighth in the ACC in scoring and third in rebounding
- Set the Tech single-season record with 16 double-doubles during her final year
- Tied the longest streak of double-doubles in program history with six consecutive
- Set the single-season field goals made record with 213, breaking the previous record that was set by Renee Dennis in 1986-87

MONET TELLIER

5-11, Guard - Charlotte, North Carolina

- Signed to play for Artego Bydgoszcz in Poland for the 2014-15 season
- Wrapped up her Tech career ranking in the top-10 in the Hokies' record books in points, scoring average, field goals made, three-pointers made, free throws made, assists and minutes played
- Tops the Tech career-record list against ACC opponents in points, field goals made, free throws made, rebounds, steals, games played and minutes
- Became just the 23rd player in Tech history to top the 1,000 career-points mark and just the eighth to accomplish the feat as a junior

ALYSSA FENYN

6-0, Guard - Newark, New York

- Played in the EuroLeague for MBK Ruzomberok in Slovakia during the 2013-14 season
- Helped the team to the silver medal at the EuroCup divisional tournament
- Averaged 17.5 points, 8.5 rebounds and 2.0 assists
- Set the Virginia Tech record for ACC games played, started and league minutes
- Finished her Tech career with 950 points

KERRI GARDIN

6-1, Forward - Morganton, North Carolina

- Drafted 34th overall in the 2006 WNBA Draft by the Chicago Sky
- Signed by the Connecticut Sun in 2008 as a free agent
- Started in 15 games, helping the Sun to a 21-13 record
- Most recently played in the WNBA for the Washington Mystics
- Also played in FIBA EuroLeague
- Played most recently in the EuroLeagues for Elizabeth-Basket in the Ukraine in 2014

IEVA KUBLINA

6-4, Forward/Center - Riga, Latvia

- Drafted in the third-round of the 2004 WNBA Draft by Indiana
- Competed with the Latvian National Team at the 2008 Olympics
- Has been playing in the FIBA EuroLeague Women since 2005
- Most recently was a member of Fenerbahce Istanbul
- Ranked in the Tech career record books in the top-10 in points, field goals made, scoring average, three-pointers made, free throws made, rebounds, rebound average, blocked shots (record holder), and free throw percentage

HOKIE HOOPS HISTORY

FROM A HUMBLE BEGINNING MORE THAN 30 YEARS AGO,
VIRGINIA TECH WOMEN'S BASKETBALL HAS DEVELOPED INTO ONE OF THE NATION'S TOP COLLEGE PROGRAMS



*Renee Dennis is
Tech's all-time
leading scorer with
1,791 points.*

THE BEGINNINGS

Women's basketball at Virginia Tech began in 1970 as a club sport under the direction of coach Ganna Roberts. John Ristroph coached the squad during the 1972-73 season. In 1973, Joe Sgro, a professor at Tech, took over the team until 1976 when John Wetzel was named head coach. The team gained full varsity status beginning with the 1976-77 season.

TECH'S VARSITY COACHES

The Hokies' first varsity coach was former Tech player and former assistant coach of the NBA's Portland Trail Blazers, John Wetzel. He played on the men's team from 1963-66 and then went on to play pro ball with the Lakers, Suns and Hawks before coming back to Tech to finish his education and coach the women's squad. In his first and only season, his team recorded a 7-9 record.

Taking over for Wetzel in 1977 was Carolyn Owen, whose team registered an 8-16 mark. In 1978, Carol Alfano came on the scene and, in just her second season, guided the Tech women to their first winning record. Alfano coached the Hokies for 19 seasons guiding them to the program's first NCAA appearances in 1994 and 1995.

Bonnie Henrickson became the Hokies' fourth head coach in 1997 and led Tech to five NCAA Tournament and two WNIT bids in her seven seasons.

Beth Dunkenberger became head coach in 2004 and guided Tech to the postseason three times while at the helm. The Hokies received bids to the NCAA Tournament in 2005 and 2006 and advanced to the WNIT Third Round in 2007.

Dennis Wolff became Tech's seventh head coach on March 22, 2011. Wolff helped the Hokies rebuild, taking Tech to postseason play for the first time in nine years as the Hokies made the WNIT in 2016.

Kenny Brooks was tabbed the eighth head coach in Virginia Tech history on March 28, 2016.

FIRST SCHOLARSHIP PLAYERS

The first women's basketball player to earn any kind of scholarship was Helena Flannagan in 1977, when she received partial aid. Kim Albany (1978-82), who was recruited by Owen, was Tech's first full scholarship player. Also in 1978, Sis Spriggs received a full grant, and partials went to Donna Cooper, Pauline Landis and Sandy Berry.

RETIRED JERSEY

Renee Dennis' No. 44 jersey was retired at the conclusion of her career in 1987. Dennis, from Bridgeport, Conn., is one of only 14 athletes in Tech

athletic history to have his or her jersey retired. She was the first female athlete to receive that honor and one of only three so far in Hokie history.

The others to have their jerseys retired are head football coach Frank Beamer, football players Cornell Brown, Carroll Dale, Jake Grove, Frank Loria, Jim Pyne, Bruce Smith and Michael Vick, men's basketball stars Dell Curry, Vernell "Bimbo" Coles, Allan Bristow and Ace Custis, baseball coach Chuck Hartman, baseball player Johnny Oates, volleyball standout Lisa Pikalek and softball All-American Angela Tinchler.

PROFESSIONAL PLAYERS

Dennis played professionally in Australia, where she was her division's Player of the Year in 1989-90. Wendy Sanders played professionally in Belgium.

Tere Williams became the first Hokie to be selected in the WNBA Draft, when she was picked in the third round by the Phoenix Mercury. Ieva Kublina was drafted in the third round (31st overall) in the 2004 draft by the Indiana Fever.

At the conclusion of the 2005-06 season, the Hokies' Kerri Gardin was selected in the third round (34th overall) of the WNBA Draft by the Chicago Sky.

Nare Diawara was drafted in the third round (30th overall) of the 2007 WNBA Draft by the San Antonio Silver Stars.

Gardin, who played overseas following her collegiate career, became the first Tech player to play and start in a WNBA regular season game in 2008 as a member of the Connecticut Sun.

Ieva Kublina played in Hungary, Gardin in Israel and Lindsay Biggs and Utahya Drye both played professionally in Europe. Kublina competed in the 2008 Summer Olympics in Beijing, China, and Diawara led her Malian National Team to the 20th African Nations Championship in Dakar, Senegal. However, Diawara missed the Olympics due to injury.

After the 2013-14 season, the Hokies had two players sign to play overseas. Monet Tellier inked a deal to play for Artego Bydgoszcz in Poland while Uju Ugoka signed on with Italy's Vassalli 2G which plays in the country's top division. In addition, 2013 graduate, Alyssa Fenyn was a mid-season addition to MBK Ruzomberok in Slovakia where she had a standout rookie performance.

ACADEMIC EXCELLENCE

Christi Osborne was named to the CoSIDA Academic All-America first team in 1994-95 and was a second-team member in 1993-94. Brittany Cook was selected to the third team in 2008 as was Laura Haskins in 2009. Several Hokies have been named to the CoSIDA District III Academic All-America team, including Amy Byrne (1988-89), Christi Osborne (1992-93, 1993-94, 1994-95), Maria Albertsson (1997-98, 1998-99), Amy Wetzel (1998-99, 1999-00), Sarah Hicks (2001-02), Erin Gibson (2003-04, 2004-05), Ieva Kublina (2003-04), Carrie Mason (2004-05, 2005-06), Brittany Cook (2007-08) and Laura Haskins (2007-08, 2008-09). Osborne also was a recipient of the Rawlings Scholarship Award (1994-95). Haskins was selected as the first winner of the Kay Yow Award as the ACC Women's Basketball Scholar Athlete of the Year.

BEST OF THE METRO

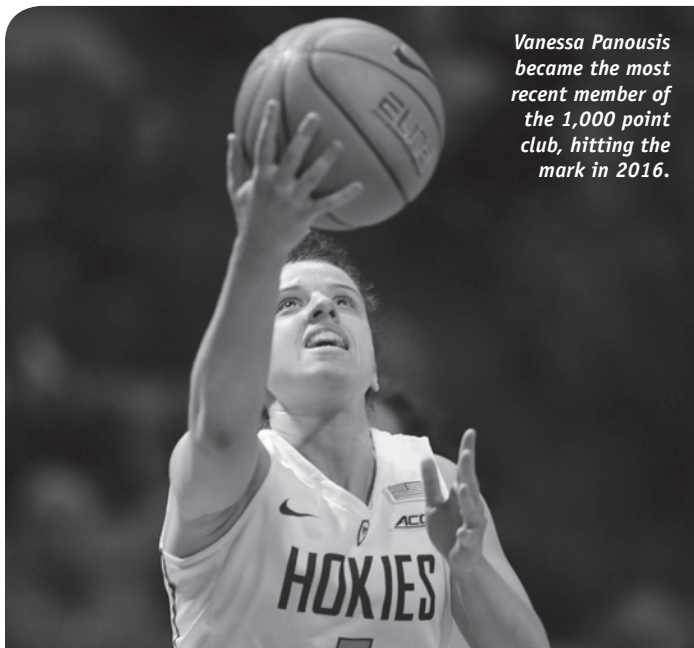
The Virginia Tech women's basketball team won two championships as a member of the Metro Conference. Tech won the 1994 Metro Conference Tournament by knocking off Virginia Commonwealth, UNC Charlotte and Southern Miss in succession. The Hokies captured the 1995 Metro regular-season championship with a 10-2 league record.

ATLANTIC 10 CHAMPS

The Hokies captured the Atlantic-10 Conference Tournament championship in 1998 with a thrilling 66-64 overtime win over host Massachusetts. Virginia Tech won the Atlantic-10 regular-season title in 1998-99 with a 15-1 league record.

NATIONAL HONORS

Williams and Lisa Witherspoon were named as honorable mentions to the 1999 Associated Press All-America teams. In 1995, Jenny Root was an honorable mention selection to the Kodak All-America team. The Women's Basketball News Service named Tere Williams to the 1998



Vanessa Panousis became the most recent member of the 1,000 point club, hitting the mark in 2016.

Freshman All-America third team. In 2008, Brittany Cook was a third-team selection to the ESPN The Magazine All-America team.

ALL-ATLANTIC COAST CONFERENCE

Uju Ugoka was the most recent Hokie to be recognized by the ACC, earning Second Team honors after averaging 18.4 points and 9.6 rebounds per game in 2013-14. She finished the season ranked eighth in the league in scoring and third in rebounding.

Utahya Drye was a 2010 honorable mention All-ACC selection after leading the Hokies in scoring. Kerri Gardin represented Virginia Tech on the All-Atlantic Coast Conference team, earning honorable mention honors during the 2004-05 season. Gardin averaged a double-double against the rest of the league, with 12.2 points per game during ACC play, while pulling down 10.1 rebounds a contest. Both were team-highs during the conference slate.

Gardin again earned all-conference honors during the 2005-06 season. She was second on the team in scoring with 12.4 points per game, and she led the league in rebounds per contest, pulling down 10.0 per game.

Kirby Copeland was an honorable mention selection for the 2006-07 season. Copeland led the team in scoring (15.0), assists (146) and steals (68).

Brittany Cook, after leading the ACC in scoring, was named to the 2007-08 all-conference second team.

ALL-BIG EAST CONFERENCE

Williams was the first Hokie to be selected for All-BIG EAST honors after being named to the all-conference second team following the 2000-01 season. Ieva Kublina was selected as the 2001-02 BIG EAST Most Improved Player and was named to the all-conference second team. Sarah Hicks was a member of the 2001-02 all-conference third team. Kublina became the first Tech player to be named to the All-BIG EAST first team in 2002-03, and Carrie Mason was named to the 2003 BIG EAST All-Rookie team. Kublina was selected to the 2004 All-BIG EAST second team.

ALL-ATLANTIC 10 CONFERENCE

The Hokies were well represented on the All-Atlantic 10 Conference teams during their five years in the league. Michelle Houseright was the first Virginia Tech player named to the All-Atlantic 10 team in 1996 as a second-team selection and Lisa Witherspoon was a second-team pick in 1999. Other Hokies named to the team include Tere Williams, a first-team selection in 1999 and 2000 and a second-team member in 1998; Wetzel, a second-team choice in 1999 and 2000; and Chrystal Starling, a member of the third team in 2000.

ALL-METRO CONFERENCE

In 14 seasons as a Metro Conference member, Virginia Tech placed 12 players on the all-conference team, including Jenny Root, who was honored as the 1994-95 Metro Player of the Year. Hokies named to the

first team include Taiqua Brittingham (1984), Renee Dennis (1986, 87), Susan Walvius (1986), Amy Byrne (1989) and Root (1994, 95). Second-team selections include Angie Kelly (1986), Maureen Donovan (1987), Michelle Bain (1988), Amy Byrne (1989), Missy Sallade (1989, '90), Jeni Garber (1991), Lisa Griffith (1992), Christi Osborne (1993, '94, '95) and Root (1993).

TOURNAMENT STARS


Virginia Tech players have left their mark in postseason play through the years. Vanessa Panousis became the Hokies' first ACC All-Tournament team selection in 2015, earning second team honors. Ieva Kublina was named to the 2003 BIG EAST All-Tournament team and to the 2002 WNIT All-Tournament team. Tere Williams (1998) and Amy Wetzel (1999) were named to the All-Atlantic 10 Tournament team, as was Michelle Houseright (1998). Christi Osborne was a three-time member of the All-Metro Tournament team (1992, 93, 94) and was selected as the 1994 Most Valuable Player. Two-time All-Metro tournament members include Taiqua Brittingham (1983-84), Renee Dennis (1986-87), Jeni Garber (1988-89) and Sue Logsdon (1993-94).

FRESHMAN PHENOMS

Freshmen have made an immediate impact on the women's basketball program through the years. Andrea Barbour was a member of the 2007-08 ACC All-Freshman team, and Carrie Mason was named as a 2002-03 honorable mention selection to the WomensCollegeHoops.com All-American Freshman team and was a member of the BIG EAST All-Rookie Team. Williams was named to the 1998 Women's Basketball News Service Freshman All-American third team as well as being named Atlantic 10 Co-Rookie of the Year. Virginia Tech placed one player on the Atlantic 10 All-Rookie team in each of its five seasons in the league. Three Hokies, Garber (1988-89), Logsdon (1990-91) and Osborne (1991-92), were named to the Metro Conference All-Rookie team.

1,000-POINT CLUB

Twenty-three Virginia Tech women's basketball players have reached the 1,000-point plateau, with the most recent being Vanessa Panousis, who joined the club during the 2015-16 season. Panousis became just the ninth player in program history to reach the mark as a junior. Renee Dennis, Tech's all-time leading scorer, totaled 1,791 points during her Tech career. Other Hokies who have reached the 1,000-point plateau are: Tere Williams (1,750), Ieva Kublina (1,647), Jenny Root (1,582), Christi Osborne (1,500), Amy Wetzel (1,444), Carrie Mason (1,369), Chrystal Starling (1,340), Monet Tellier (1,331), Amy Byrne (1,291), Utahya Drye (1,166), Susan Walvius (1,161), Robin Lee (1,147), Dawn Chriss (1,121), Erin Gibson (1,117), Michelle Houseright (1,112), Kirby Copeland (1,094), Sarah Hicks (1,092), Angie Kelly (1,092), Michelle Bain (1,068), Kerri Gardin (1,061), Lisa Griffith (1,033) and Brittany Cook (1,006).



Jenny Root was the 1995 Metro Conference Player of the Year.

POSTSEASON APPEARANCES



Tere Williams and the Hokies won a first round game in the 2001 NCAA Tournament before losing to Texas Tech in Lubbock, Texas.

1994 - NCAA

Virginia Tech had a 24-5 record and captured the Metro Conference Tournament title to advance to the Hokies' first NCAA Tournament. Tech was seeded eighth in the East Region and played host to Auburn in a first-round game at Cassell Coliseum. Auburn, on the strength of 24 points and 12 rebounds from Danieleette Coleman, defeated the Hokies, 60-51. Tech guard Christi Osborne led the Hokies with 22 points and seven rebounds.

1995 - NCAA

Tech kept up its success by claiming the Metro Conference regular-season championship with a 21-8 record. The Hokies, again seeded eighth in the East Region, faced St. Joseph's in the first round at the University of Connecticut's Gampel Pavilion. The Hokies downed the Hawks, 62-52, behind 18 points from Christi Osborne. The Hokies' second-round opponent, UConn, ended up as the 1995 NCAA champion. Guard Jennifer Rizzotti burned the Hokies for 20 points as the Huskies advanced, 91-45.

1998 - NCAA

With former Tech assistant coach Bonnie Henrickson back in Blacksburg as the head coach, the Hokies posted their third trip to the NCAA Tournament in five years. Tech traveled to Gainesville, Fla., as the No. 11 seed in the NCAA West Region. The Hokies, behind a record-breaking performance from

guard Amy Wetzel, surprised sixth-seeded Wisconsin, which was ranked No. 23 at the time, 75-64. Wetzel set a Tech record and tied an NCAA West Region free throw mark by converting 16 free throws for a career-high 28 points. The Hokies, however, would bow out after round two as host Florida, ranked No. 12, won 89-57. Wetzel again led all scorers with 24 points.

1999 - NCAA

The Hokies used the 1999 season to establish themselves as one of the nation's elite programs. Henrickson led Tech to a school-record 28-3 finish, including a 15-1 Atlantic 10 mark. Cassell Coliseum was the site for NCAA First- and Second-Round games. The Hokies dispatched Saint Peter's, 73-48, before defeating Auburn, 76-61, to earn the program's first Sweet 16 appearance. Tech traveled to Greensboro, N.C., to face second-ranked Tennessee in the NCAA East Regional. Behind 27 points from National Player of the Year Chamique Holdscraw, the Volunteers eliminated Tech, 68-52, to advance.

2000 - WNIT

Virginia Tech posted its third consecutive 20-win season under Henrickson. The Hokies posted a 20-11 record and made their first appearance in the Women's National Invitational Tournament. Cassell Coliseum was the site of the first-round matchup against Georgia State. The Hokies used a

12-3 run midway through the second half to break open a close contest and went on to win, 80-56. Maryland was the WNIT Sweet 16 opponent two days later, and the two teams battled into overtime. The Terrapins used a 10-2 run in the last 3:11 of the extra session to eliminate the Hokies, 68-60.

2001 - NCAA

Tech received an at-large bid to the NCAA Mideast Regional as a No. 7 seed. The Hokies had compiled a 21-8 record entering the tournament in their first season in the BIG EAST Conference. Tech finished fourth in the league with an 11-5 record and advanced to the tournament semifinals before being eliminated by eventual national champion, Notre Dame.

Tech's fourth consecutive postseason appearance, and third invitation to the NCAA Tournament in the past four seasons, began with a resounding 77-57 victory over Denver in the first round in Lubbock, Texas. Chrystal Starling led five Hokies in double figures with 20 points as Tech shot 55.3 percent from the field. In the second round, Tech faced Texas Tech on the Lady Raiders' home floor in front of 12,161. The Hokies played a great first half and took a 25-18 lead into the locker room at the intermission. The Lady Raiders, however, exploded in the second half, shooting 63.0 percent and scoring 55 points to defeat the Hokies, 73-52.

2002 - WNIT

Virginia Tech received an invitation to the WNIT, which marked the Hokies' second venture to the tournament and their most successful to date.

The Hokies compiled an 18-10 record entering the WNIT after posting a 15-2 record at one point in the season, the second-best start to a season in the program's history. The two losses were by a total of three points.

Tech's four-game WNIT run, all in the Cassell, opened with a tight 51-45 win over UNC Greensboro.

The second-round contest was a renewal of the rivalry with former A-10 opponent George Washington. Trailing 32-27 at the half, Tech played one of its best halves of the year to win, 68-52.

Vermont was the Hokies' quarterfinal opponent, with the night belonging to senior Sarah Hicks who had 22 points, including four treys. Kublina added 13 points and nine boards as Tech won, 76-48.

Tech's run in the tournament ended in a thrilling 77-72 overtime loss to Houston in front of 5,409 Hokie faithful. Kublina erupted for a career-high 32 points, which was the fourth-highest single-game total by a Tech player. For her efforts, Kublina was named to the all-tournament team.

2003 - NCAA

Tech made its sixth consecutive postseason appearance following a 21-9 regular season. The Hokies, who lost in the BIG

EAST Tournament semifinals to eventual national champion Connecticut, were seeded seventh in the East Regional in West Lafayette, Ind. Freshman Carrie Mason hit a running layup with 1.1 seconds remaining to give Tech a 61-59 win over Georgia Tech. Ieva Kublina led the way with 18 points, followed by Chrystal Starling's 15-point effort. In the second round, the Hokies faced No. 10 Purdue on the Boilermakers home floor. Despite shooting 54.9 percent from the field, Tech fell, 80-62, as the Boilermakers nailed eight three-point shots and forced 20 turnovers.

2004 - NCAA

Tech made its seventh consecutive postseason appearance and seventh NCAA Tournament appearance in the past 11 years following a 22-8 regular season in its final season as a member of the BIG EAST Conference. The Hokies, who lost in the BIG EAST Tournament quarterfinals to eventual national champion Connecticut, were seeded eighth in the East Regional and hosted the first two rounds in Cassell Coliseum. Ieva Kublina scored 26 points to lead the hot-shooting Hokies to an 89-76 first-round win over Iowa. Tech built a 40-27 halftime lead by connecting on 51.7 percent from the field and shot a sizzling 67 percent (20-30) in the second half. In addition to Kublina's outburst, Carrie Mason followed with 19 points, including two treys.

The Hokies matched up with the region's top seed and fifth-ranked Penn State in the second round. After leading, 28-25, at the



The Hokies thank their fans following a win over Missouri in the 2006 College Park, Pa., NCAA Regional.

half, Tech saw the Lady Lions put together a 27-5 outburst in the second half to eliminate the Hokies, 61-48, before 7,128 fans, the eighth-largest crowd for a women's contest in Blacksburg. Mason and Kublina again led the way with 16 and 15 points, respectively.

2005 - NCAA

Virginia Tech made its eighth consecutive postseason appearance and eighth NCAA Tournament in the past 12 seasons, following a 17-10 regular season. The Hokies, who lost to Wake Forest in the ACC Tournament, received an at-large bid as the No. 12 seed in the College Park, Md., Regional. Dawn Chriss netted 20 points, but Tech could not overcome a 17-point first-half deficit, falling, 79-78, in front of 3,745 fans to No. 16 DePaul. In addition to Chriss' 20, Kirby Copeland, Erin Gibson and Kerri Garden all reached double figures.

2006 - NCAA

Virginia Tech made its ninth consecutive postseason appearance and ninth NCAA Tournament appearance in the past 13 seasons following a 19-10 regular season. Tech earned an at-large bid as the No. 7 seed in the University Park, Pa., Regional.

The Hokies had five players in double figures in the opening round, helping them knock off No. 10 seed Missouri, 82-51. Tech then fell to the No. 2 seed, Connecticut Huskies, 79-56. Dawn Chriss and Kerri Gardin each posted a team-high 16 points while Carrie Mason chipped in 13.

2007 - WNIT

Virginia Tech made it 10 in a row in the postseason with a bid to the WNIT following an 18-15 regular season. After receiving a first-round bye, Tech hosted Western Carolina and used a strong defensive performance in the second half to pull away to a 74-64 victory. A career-high 24 points from Britney Anderson proved not to be enough as the Hokies fell at home to Auburn, 81-74, in the third round.

2016 - WNIT

Virginia Tech made the postseason for the first time in nine years, receiving an at-large bid to the WNIT after posting an 18-14 regular season record. Tech hosted Elon in the opening round, defeating the Phoenix 68-59 behind 29 points from Rachel Camp. Sidney Cook added 12 points and nine rebounds while Hannah Young had 11 points and Regan Magarity chipped in 10. In the second round, the Hokies fell to Ohio 64-57. Cook tallied a double-double in the game with 22 points and 10 rebounds.



Rachel Camp dropped in 29 points against Elon in the 2016 WNIT leading the Hokies to their first postseason win in nine seasons.



Ieva Kublina led Tech with 26 points against Iowa in the 2004 NCAA tournament.

BIG VICTORIES FOR TECH

VIRGINIA TECH'S WINS OVER NATIONALLY RANKED TEAMS

VIRGINIA TECH 86, #16 LSU 77 - 12/19/84

The Hokies defeated No. 16 Louisiana State in the Marriott-Converse Christmas Classic in Blacksburg. Angie Kelly tallied 18 points while Renee Dennis posted 15 points and pulled down 11 rebounds for the Hokies.

VIRGINIA TECH 73, #5 OLD DOMINION 72 - 11/30/85

One of the biggest wins in Tech women's basketball history came when Tech upset No. 5 Old Dominion, 73-72. Fueled by 27 points from Renee Dennis, it marked Tech's first win over the Lady Monarchs in 11 games.

VIRGINIA TECH 63, #16 JAMES MADISON 61 - 1/15/87

The Hokies upended 16th-ranked James Madison, 63-61, behind a 16-point, 13-rebound performance from freshman Amy Byrne.

VIRGINIA TECH 63, #14 SOUTH CAROLINA 59 - 2/25/89

In the middle of what was then the longest winning streak in school history, the Hokies upset No. 13 South Carolina in Blacksburg. Amy Byrne led the Hokies with 16 points and 12 rebounds.

VIRGINIA TECH 60, #18 SOUTHERN MISS 59 - 2/28/94

Virginia Tech upset No. 18 Southern Mississippi in a Cassell Coliseum barn-burner. Guard Lisa Leftwich, who led Tech with 18 points, hit a key finger roll with 42 seconds remaining.

VIRGINIA TECH 83, #19 SOUTHERN MISS 76 - 3/11/94

Shortly after having defeated Southern Miss during the regular season, the Hokies turned around a few weeks later to defeat the Golden Eagles again in one of the biggest games in the program's history. Tech defeated Southern Miss in the final of the 1994 Metro Conference Tournament. The win gave Tech its first conference title, sending the Hokies to the NCAA Tournament for the first time in their history.

VIRGINIA TECH 69, #9 VIRGINIA 62 - 1/13/95

The Hokies knocked off ninth-ranked Virginia in Cassell Coliseum, propelling Virginia Tech into the national rankings for the first time. Christi Osborne (16), Angela Donnell (14), Jenny Root (13) and Terri Garland (10) all scored in double figures for the Hokies.

VIRGINIA TECH 75, #24 WISCONSIN 64 - 3/14/98

Tech downed No. 24 Wisconsin in the first round of the 1998 NCAA Regional in Gainesville, Fla. Guard Amy Wetzel converted a school-record 16-of-17 free-throw attempts and scored 28 points to pace the Hokies.

VIRGINIA TECH 72, #6 DUKE 70 - 11/17/98

The Hokies traveled to "Tobacco Road" and knocked off sixth-ranked and eventual national runner-up Duke at Cameron Indoor Stadium. An injured Kim Seaver came off the bench to lead Tech with 14 points and nine rebounds.



Tech fans rush the court after Hokies defeat No. 19 FSU at Cassell.

VIRGINIA TECH 81, #17 VIRGINIA 65 - 11/30/98

Tech defeated in-state rival and 15th-ranked Virginia, at Cassell Coliseum, helping the Hokies move in to the polls the following week. Tere Williams recorded her second straight double-double of the season with 21 points and 10 rebounds.

VIRGINIA TECH 57, #17 VIRGINIA 56 - 11/30/00

Amy Wetzel hit a running 10-footer off the glass with 3.7 seconds remaining to give the Hokies a 57-56 win over 17th-ranked Virginia. The win marked the second consecutive time the Hokies had beaten the Cavaliers in Cassell Coliseum.

VIRGINIA TECH 65, #24 VILLANOVA 59 - 1/23/01

Virginia Tech used a 13-0 run over the final five minutes to secure a come-from-behind win over No. 24 Villanova. Tere Williams led Tech with 22 points followed by Amy Wetzel with 18.



Hokies celebrate after defeating No. 11 UNC on the road for the first time.

VIRGINIA TECH 74, #23 VILLANOVA 67 - 3/4/01

The Hokies made an impressive debut in the BIG EAST Tournament as they knocked off 23rd-ranked Villanova for the second time during the 2000-01 season. The Hokies claimed the 73-67 win in the tournament quarterfinals in Storrs, Conn. Chrystal Starling came off the bench to lead Tech with 21 points, while Tere Williams chipped in with 20.

VIRGINIA TECH 68, #16 OLD DOMINION 62 - 11/19/01

Tech used a stingy defense and clutch free-throw shooting in the closing seconds to defeat No. 16 Old Dominion, 68-62. The Hokies held the Monarchs to only 37.7 percent from the field while connecting on 45.5 percent. Chrystal Starling led Tech with 20 points and Sarah Hicks added 14.

VIRGINIA TECH 72, #24 BOSTON COLLEGE 53 - 1/9/02

The Hokies put together one of their best performances of the 2001-02 season with a 72-53 win over 24th-ranked Boston College. Tech shot a sizzling 59.1 percent from the field while holding the Eagles to only 31.1 percent. Ieva Kublina led the way with 19 points, 11 rebounds and five blocks, while Chrystal Starling contributed 19 points.

VIRGINIA TECH 66, #23 RUTGERS 64 - 1/22/03

Chrystal Starling, third all-time in career free throw percentage came through when needed as Tech defeated No. 23 Rutgers, 66-64 in overtime. She was fouled with 1.2 seconds remaining in the extra period and the senior calmly drained both free throws, securing the victory. Starling led Tech with 21 points, 16 of which came in the second half and overtime.

VIRGINIA TECH 74, #23 BOSTON COLLEGE 70 - 3/9/03

The Hokies used long-range shooting to pull off a 74-70 overtime victory against 23rd-ranked Boston College in the BIG EAST Tournament quarterfinals. After forcing the extra period with some clutch free-throw shooting, Tech nailed three treys in the extra session to seal the win. Ieva Kublina registered 20 points, including two three-point baskets, while Chrystal Starling added 18 and Dawn Chriss chipped in with 14 points.

VIRGINIA TECH 63, #24 VIRGINIA 62 - 11/23/03

Tech proved there is a first time for everything as the Hokies defeated No. 24 Virginia, 63-62 for their first win in Charlottesville as a varsity team. After leading by as many as 14 points, the Hokies survived a furious Cavalier rally in the second half. UVA had two game-winning attempts in the final five seconds that missed their mark and gave Tech its historic win. Carrie Mason led the way with 18 points, including three treys.

#23 VIRGINIA TECH 63, #19 VILLANOVA 50 - 1/14/04

Virginia Tech jumped out to an early 27-9 lead and never looked back in a 63-50 win over No. 19 Villanova. Tech dominated the boards, holding a commanding 39-24 advantage, and shot 51.1 percent from the field. Kerri Gardin and Dawn Chriss led a balanced attack with 14 and 12 points, respectively.

VIRGINIA TECH 80, #24 BOSTON COLLEGE 64 - 1/24/04

Tech boasted five players in double figures after cruising to a 80-64 win over 24th-ranked Boston College. After trailing 33-31 at the half, the Hokies exploded for 49 second-half points to secure the win. Ieva Kublina led the way with 17 points, followed by Carrie Mason with 16. Erin Gibson and Dawn Chriss had 14 each, and Kerri Gardin added 13.

VIRGINIA TECH 71, #12 TEXAS TECH 70 - 12/19/04

The Hokies stunned No. 12 Texas Tech with 71-70 overtime win in Las Vegas. After trailing by eight in the first half, Tech tallied 41 points in the second half and shot 60 percent in overtime for the victory. Carrie Mason had 12 points, while Erin Gibson and Nare Diawara each hit for 11.

VIRGINIA TECH 87, #23 MARYLAND 79 - 2/24/05

Tech closed out the 2004-05 regular-season with an 87-79 upset of No. 23 Maryland in College Park. The Hokies connected on 54 percent of their attempts in the game, while holding the Terps to 46 percent from the floor. Tech netted 48 points in the first half en route to a nine-point halftime lead. Kerri Gardin posted a double-double with 19 points and 12 rebounds, while Dawn Chriss also tallied a team-high 19 points in the win.

#25 VIRGINIA TECH 67, #19 BOSTON COLLEGE 62 - 1/8/06

The 25th-ranked Virginia Tech Hokies upended No. 19 Boston College, 67-62, in Blacksburg, Va. The Hokies rallied in the second half, outscoring their counterparts by 11 in the final 20 minutes for the win. Tech's defense stymied the Eagles, forcing them into 30 turnovers in the first ACC match-up of former BIG EAST foes.

VIRGINIA TECH 79, #10 NORTH CAROLINA 64 - 1/14/10

The 79-64 upset win over No. 10 North Carolina was an evening full of highlights for the Virginia Tech women's basketball program. The victory was

Tech's first win over a nationally-ranked opponent since a Jan. 8, 2006, home victory over No. 19 Boston College. The win also marked the first triumph over a top-10 opponent since Tech pulled off a 72-70 win on Nov. 15, 1998 at No. 6 Duke. Additionally, the victory was only the second-ever in Cassell Coliseum against a top-10 team with the other occurring on Jan. 13, 1995, in a 69-62 win over No. 9 Virginia.

VIRGINIA TECH 75, #8 MARYLAND 69 - 1/25/12

Tech traveled to No. 8 Maryland to pull off the upset as the Hokies recorded their first win over a top-8 team in over 10 years. The Terrapins held the 34-31 advantage at halftime, but the underdog Hokies out-scored Maryland 44-35 in the second period to pull off the upset on the road. Monet Tellier scored 31 points, hitting five three pointers and going 10-of-11 from the free throw line. The win marked just the third in program history over a team ranked eighth or higher with the last win Tech had over a top-8 team coming in 1998 when the Hokies defeated No. 6 Duke.

VIRGINIA TECH 71, #19 FLORIDA STATE 52 - 2/24/13


The Hokies hosted No. 19 Florida State in Cassell Coliseum, falling behind early before going on a 14-0 run in the first half to take a 33-22 lead in to the break. The Seminoles cut it down to seven in the second half, but the Hokies again answered with a 15-5 run as FSU would get no closer than 14 in the final minutes. Monet Tellier scored her 1,000th career point during the game and led the Hokies with 24, shooting 9-of-14 from the field, 2-of-3 from outside the arc and going a perfect 4-of-4 from the line.

VIRGINIA TECH 50, #11 NORTH CAROLINA 47 - 2/23/14

Virginia Tech made the trip No. 11 North Carolina, looking for the team's first win in Chapel Hill. The Hokies opened the game with a 19-7 run capped by eight consecutive points from freshman Vanessa Panousis. Tech took the 25-24 lead in to the break. Virginia Tech maintained the lead early in the second period, but the Tar Heels came back to go on top 43-37 with just under seven minutes to go. Tech refused to back down, going on a 9-0 run to put the Hokies up 46-43 with less than two minutes to play. The Heels cut it down to a one-point game in the final minute, but UNC was unable to get a shot off and sent Panousis to the line with 19 second to go where she sank both to secure the win for Tech. Panousis tallied 24 points while Uju Ugoka added 13 points and Monet Tellier grabbed 12 rebounds.


VIRGINIA TECH 57, #8 TENNESSEE 43 - 12/7/15

Virginia Tech claimed a 14-point, 57-43 decision at No. 8 Tennessee behind junior Vanessa Panousis' 21 points highlighted by 5-of-8 from outside the arc. In addition, Panousis helped seal the win by connecting on 6-of-6 from the line in the final 1:10. Regan Magarity added 13 points, going a career-high 3-of-3 from long range. The win marked Tech's first over the Lady Vols as well as the first over a top-10 opponent since a victory over Maryland in 2012. It also snapped Tennessee's 44-game home win streak against unranked opponents. Panousis was named the ACC Player of the Week as well as ESPNW National Player of the Week while the team earned NCAA Team of the Week honors.



Amy Wetzel hits the game-winner over No. 17 UVa in 2000.

MILESTONE WINS



Rachel Camp tallied 22 points to lead the Hokies to the program's 600th win.

First Varsity Win

The Virginia Tech women's basketball team earned its first win as a varsity sport by defeating Bridgewater College, 59-55, on Dec. 14, 1976. The Hokies, who overcame a five-point deficit, outscored the Eagles by nine points down the stretch to clinch the win. Sophomore Gail Kelley led the way with 17 points, followed by Karen Garbis' 13.

50th Win

Tech's 50th win came on Jan. 28, 1981, against James Madison. Sis Spriggs was one of three Hokies in double figures with 15 points as Tech downed the Dukes, 66-58. Also in double figures were Tammie Edwards with 13 and Maureen Corrigan, who had 10 points as well as 10 rebounds.

100th Win

The Hokies hit the century mark by upsetting nationally ranked North Carolina, 74-73, in a thriller at Roanoke, Va., on Dec. 1, 1984. Tech was paced by Renee Dennis' 17-point performance, but a number of players shined in the upset victory. Susan Walvius, a 6-2 center, added 16 points and five rebounds, guard Angie Kelly chipped in 15 points and guard Maureen Donovan contributed seven points and six rebounds.

150th Win

Tech registered win No. 150 on Jan. 16, 1988, when it squeaked past Louisville in Blacksburg, 68-67. Keying the victory was center Michelle Bain, who tallied 19 points and nine rebounds, while forward Wendy Sanders pumped in 16 points. Point guard Denise Kayajian had a career-high (at the time) eight assists to go along with nine points against the Lady Cardinals.

200th Win

Tech won its 200th game on Dec. 30, 1991, in the final of the 1991 Diamond Club Classic when it downed UNC Greensboro, 84-65, in Cassell Coliseum. Phyllis Tonkin scored 20 points and grabbed nine rebounds to lead the Tech women. Lisa Griffith kicked in 17 points, while Dayna Sonovick had nine rebounds and six assists.

250th Win

The Hokies won their 250th career game on March 9, 1994, by knocking off 19th-ranked Southern Mississippi, 83-76, in the final of the 1994 Metro Conference Tournament in Biloxi, Miss. The win gave Tech the program's first bid to the NCAA Tournament. Southern Miss was the tournament's top seed. Christi Osborne led the way with 19 points, while Sue Logsdon had 18. Lisa Leftwich pitched in with 17, and Jenny Root contributed 14.

300th Win

Tech posted its 300th win in the program's history on Jan. 2, 1998, in an 84-60 win over Rhode Island in the Hokies' 1997-98 conference opener. The Cassell Coliseum crowd witnessed an outstanding performance from guard Amy Wetzels, who finished with 14 points and three steals. The win also marked Bonnie Henrickson's first Atlantic-10 Conference win as a head coach.

350th Win

Tech picked up win No. 350 on Jan. 6, 2000, when it coasted to an 81-38 win over Rhode Island. The victory also was Tech's 200th in Cassell Coliseum. The Hokies opened the game on a 12-0 run and cruised to a 42-16 halftime lead. The Hokies placed five players in double figures led by Nicole Jones, Kim Seaver, Chrystal Starling and Tere Williams with 12 points each. Tech outrebounded the Rams, 44-24, and blocked seven shots in the victory.

400th Win

The Hokies recorded win No. 400 on Jan. 19, 2002, with a 69-50 win over St. John's. Tech jumped out to a 39-20 halftime lead and cruised to the victory behind 16 points from Chrystal Starling along with Nicole Jones' 12 points and Sarah Hicks' 11. The Hokies held the Red Storm to only 30.8 percent from the field, while shooting a sizzling 64.0 percent in the first half.

450th Win

Win No. 450 on March 6, 2004, did not come easy as Tech found itself trailing Georgetown, 40-28, early in the second half of the 2004 BIG EAST Championship first-round contest. The Hokies cut the deficit to six points, 43-37, then ripped off 17 unanswered points and went on to a 56-47 victory. Tech outscored Georgetown, 28-7, over the final 14 minutes of the contest. Carrie Mason and Kerri Gardin led the comeback with 14 points each.

500th Win

The Hokies received strong performances from center Nare Diawara and forward Brittany Cook to defeat UNC Greensboro, 56-45, and record the 500th victory in the program's history on Jan. 10, 2007. Diawara recorded a double-double with 18 points and 12 rebounds, while Cook contributed 12 points and seven rebounds.

550th Win

Sophomore Shanel Harrison tallied 20 points to led the Hokies to win No. 550 on senior night in a 70-69 win over Clemson. Senior Lindsay Biggs and Utahya Drye scored the final 10 points for Tech down the stretch to preserve the victory. Drye finished her final home game with 13 points while Biggs chipped in 10.

600th Win

Freshman Rachel Camp dropped in 22 points to lead Virginia Tech to a 73-60 win over Radford for the program's 600th win. Sophomore Vanessa Panousis also tallied more than 20 points, chipping in 21, including a trio of three-pointers. Fellow sophomore Sidney Cook added nine points and nine rebounds.

INDIVIDUAL RECORDS

MOST POINTS

Game36 - Brittany Cook at Miami, 2/11/08
 Season 561 - Amy Byrne, 1989-90
 Career1,791, Renee Dennis, 115 games, 1983-87
 ACC Game36 - Brittany Cook at Miami, 2/11/08
 ACC Season 265 - Uju Ugoka, 2013-14
 ACC Career 692 - Monet Tellier, 2010-14
 ACC Tourn. Game 21 - Utahya Drye vs. Virginia, 3/5/09

HIGHEST SCORING AVERAGE

Season 20.0 - Amy Byrne, 1989-90
 Career 16.2 - Uju Ugoka, 46 games, 2012-14
 15.6 - Renee Dennis, 115 games, 1983-87
 ACC Season 17.9 - Brittany Cook, 2007-08
 ACC Career 15.2 - Uju Ugoka, 2012-14

MOST FIELD GOALS MADE

Game15 - Brittany Cook at Miami, 2/11/08
 Season 213 - Uju Ugoka, 2013-14
 Career 694 - Tere Williams, 118 games, 1997-01
 ACC Game 15 - Brittany Cook at Miami, 2/11/08
 ACC Season 105 - Uju Ugoka, 2013-14
 ACC Career 235 - Monet Tellier, 2010-14
 ACC Tourn. Game 9 - Uju Ugoka vs. Clemson, 3/5/14
 Dawn Chriss (2x) vs. Wake Forest, 3/4/05
 vs. Wake Forest, 3/2/06

MOST FIELD GOAL ATTEMPTED

Game 30 - Renee Dennis, vs. Memphis State, 2/7/87
 Season 472 - Renee Dennis, 1986-87
 Career1,461, Renee Dennis, 115 games, 1983-87
 ACC Game 27 - Aerial Wilson at Duke, 2/15/12
 ACC Season 244 - Aerial Wilson, 2011-12
 ACC Career 681 - Monet Tellier, 2010-14
 ACC Tourn. Game 20 - Kirby Copeland vs. Boston College, 3/1/07

BEST FIELD-GOAL PERCENTAGE

Game (min. 9 att.) 1.000 (9-9) - Amy Byrne vs. Kentucky, 2/19/89
 1.000 (9-9) - Nicole Jones vs. Fordham, 1/2/99
 Season (min. 200 att.) 60.2 (192-319) - Tere Williams, 1998-99
 Career549 - Tere Williams, 118 games, 1997-01
 ACC Game (min. 7 att.) 100.0 (7-7) - Tajah Campbell vs. Virginia, 2/28/16
 ACC Season (min. 150 att.) 488 (79-162) - Dawn Chriss, 2005-06
 ACC Career 491 (135-275) - Dawn Chriss, 2004-06
 ACC Tourn. Game (min. 10 att.) 75.0 (9-12) - Dawn Chriss vs. Wake Forest, 3/2/05

MOST 3-POINT FIELD GOALS MADE

Game 8 - Jeni Garber vs. South Carolina, 2/16/91
 Season 77 - Vanessa Panousis, 2014-15
 Career 200 - Carrie Mason, 123 games, 2002-06
 ACC Game 7 - Lindsay Biggs at Maryland, 1/18/09
 ACC Season 38 - Lindsay Biggs, 2008-09
 ACC Career 94 - Vanessa Panousis, 2013-14
 ACC Tourn. Game 3 - Carrie Mason vs. Wake Forest, 3/2/06
 Nikki Davis vs. Georgia Tech, 3/3/11

MOST 3-POINT FIELD GOAL ATTEMPTED

Game 15 - Jeni Garber vs. South Carolina 2/16/91; Sarah Hicks vs. Duke, 12/08/99;
 Aerial Wilson vs. Clemson, 2/3/12; Vanessa Panousis at Duke, 1/15/15
 Season 272 - Vanessa Panousis, 2014-15
 Career648 - Vanessa Panousis, 93 games, 2013-14
 ACC Game 15 - Aerial Wilson vs. Clemson, 2/3/12
 Vanessa Panousis at Duke, 1/15/15
 ACC Season 135 - Vanessa Panousis, 2014-15
 ACC Career 337 - Vanessa Panousis, 2013-14
 ACC Tourn. Game 8 - Vanessa Panousis vs. Clemson, 3-5-14
 Aerial Wilson vs. Wake Forest, 3-1-12

MOST CONSECUTIVE GAMES SCORING A 3-POINTER

Career 18 - Jeni Garber, 1988-91
 ACC Career 10 - Vanessa Panousis, 2013-14
 Carrie Mason, 2004-05 & 2005-06

MOST FREE THROWS MADE

Game 16 - Amy Wetzel vs. Wisconsin, 3/14/98
 Season 153 - Amy Wetzel, 1998-99
 Career 489 - Amy Wetzel, 129 games, 1996-01
 ACC Game 14 - Sidney Cook at Miami, 2/21/16; Nikki Davis at Miami, 1/24/10
 ACC Season 55 - Monet Tellier, 2011-12
 ACC Career 160 - Monet Tellier, 2010-14
 ACC Tourn. Game 9 - Nare Diawara vs. North Carolina, 3/2/07

MOST FREE THROWS ATTEMPTED

Game 18 - Nikki Davis at Miami, 1/24/10
 Season 203 - Amy Byrne, 1989-90; Amy Wetzel, 1998-99
 Career 637 - Renee Dennis, 115 games, 1983-87

ACC Game 18 - Nikki Davis at Miami, 1/24/10
 ACC Season 95 - Uju Ugoka, 2013-14
 ACC Career 246 - Monet Tellier, 2010-14
 ACC Tourn. Game 9 - Nare Diawara vs. Boston College, 3/1/07
 vs. North Carolina, 3/2/07

BEST FREE-THROW PERCENTAGE

Game (min. 12 made) 1.000 (13-13) Sue Logsdon vs. William & Mary, 1/2/91
 Season (min. 50 att.) 889 (72-81) - Sue Logsdon, 1990-91
 889 (56-63) - Vanessa Panousis, 2014-15
 Career829 (267-322) - Christi Osborne, 117 games, 1991-95
 ACC Game (min 9 made) 1.000 (9-9) - Brittany Cook at Wake Forest, 2/7/08
 ACC Season (min 25 att.) 89.3 (25-28) - Brittany Cook, 2006-07
 ACC Career 857 (54-63) - Carrie Mason, 2005-06
 ACC Tourn. Game (min. 9 made) 1.000 (9-9) Nare Diawara
 vs. North Carolina, 3/2/07

MOST CONSECUTIVE FREE THROWS MADE

Season 38 - Christi Osborne, 1993-94
 ACC Season 19 - Brittany Cook, 2006-07

MOST REBOUNDS

Game 21 - Karen Garbis vs. James Madison, 2/16/78
 Nicole Jones vs. Hampton, 12/29/99; Kerri Gardin vs. Virginia, 2/13/05
 Season 289 - Kerri Gardin, 2005-06
 Career 855 - Tere Williams, 118 games, 1997-01
 ACC Game 21 - Kerri Gardin vs. Virginia, 2/13/05
 ACC Season 141 - Kerri Gardin 2004-05
 ACC Career 323 - Tajah Campbell, 2012-16
 ACC Tourn. Game 15 - Kerri Gardin vs. Duke, 3/3/06

BEST REBOUNDING AVERAGE

Season 10.0 - Kerri Gardin, 2005-06
 Career 9.2 - Uju Ugoka, 46 games, 2012-14
 7.2 - Tere Williams, 118 games, 1997-01
 ACC Season 10.1 - Kerri Gardin, 2004-05
 ACC Career 9.7 - Kerri Gardin, 2005-06

MOST STEALS

Game 9 - Taiqua Brittingham vs. Northwestern, 12/22/83
 Season 91 - Chanette Hicks, 2015-16
 Career252 - Taiqua Brittingham, 105 games, 1981-85
 ACC Game 7 - Kerri Gardin vs. Duke, 2/6/06
 ACC Season 41 - Chanette Hicks, 2015-16
 ACC Career 81 - Monet Tellier, 2010-14
 ACC Tourn. Game 6 - Kirby Copeland vs. Duke, 3/3/06

MOST ASSISTS

Game 13 - Lisa Leftwich vs. Virginia Commonwealth, 2/8/92
 Lisa Witherspoon (2x) vs. Dayton, 1/4/99 and vs. Xavier, 2/28/99
 Season 246 - Lisa Witherspoon, 1998-99
 Career 635 - Lisa Witherspoon, 112 games, 1996-99
 ACC Game 11 - Nikki Davis vs. North Carolina, 1/14/10
 ACC Season 71 - Chanette Hicks, 2015-16
 ACC Career 165 - Laura Haskins, 2006-09
 ACC Tourn. Game 6 - Kirby Copeland vs. North Carolina, 3/2/07

MOST BLOCKED SHOTS

Game 9 - Susan Walvius (3x) vs. Florida State, 1/4/86
 vs. Virginia, 12/10/85 and vs. Marshall, 2/12/85
 Season 93 - Susan Walvius, 1985-86
 Career 256 - Ieva Kublina, 126 games, 2000-04
 ACC Game 7 - Tajah Campbell vs. Virginia, 1/9/14
 ACC Season 23 - Nare Diawara, 2006-07
 ACC Career 74 - Tajah Campbell, 2012-16
 ACC Tourn. Game 5 - Tajah Campbell vs. Clemson, 3/5/14

MOST MINUTES PLAYED

Game 54 - Amy Wetzel and Katie O'Connor vs. Dayton, 2/27/99 (3 OT)
 Season 1,110 - Carrie Mason, 2003-04
 Career 4,189 - Carrie Mason, 2002-06
 ACC Game 50 - Carrie Mason vs. Florida State, 2/19/05, (3OT)
 ACC Season 608 - Monet Tellier, 2012-13
 ACC Career 1,975 - Monet Tellier, 2010-14
 ACC Tourn. Game 39 - Utahya Drye vs. Virginia, 3/5/09
 Alyssa Fenyn vs. Wake Forest, 3/1/12; Monet Tellier vs. Miami, 3/7/13

CONSECUTIVE DOUBLE-FIGURE SCORING GAMES

Season 28 - Amy Byrne, 1989-90
 Career 38 - Amy Byrne, 1986-90
 ACC Season 14 - Uju Ugoka, 2013-14
 ACC Career 18 - Uju Ugoka, 2013-14 (two seasons)

GAMES PLAYED

Career Played 129 - Amy Wetzel, 1996-01
 Career Started 121 - Carrie Mason, 2002-06
 ACC Career Played 66 - Hannah Young, 2012-16
 ACC Career Started 53 - Alyssa Fenyn, 2009-13

TEAM RECORDS

MOST POINTS

Game 117 vs. Mercer, 2/16/87
 Season 2,293 - 30 games, 1983-84
 ACC Game 90 vs. Miami, 2/27/05
 ACC Season 1,044 - 14 games, 2004-05
 ACC Tourn. Game 74 vs. Wake Forest, 3/1/12

MOST POINTS - BOTH TEAMS

Game 201 - VT 117 at Mercer 84, 2/16/87
 201 - VT 103 at Dayton 98, 1/18/97
 ACC Game . . . 177 - VT 83 at Florida State 94, 2/19/05
 ACC Tourn. Game 154 - VT 74 vs. Wake Forest 80, 3/1/12

MOST POINTS - HOME FLOOR

Game 105 vs. Cincinnati, 2/10/84
 vs. Southern Mississippi, 12/28/04
 ACC Game 90 vs. Miami, 2/27/05

MOST POINTS - OPPONENT'S FLOOR

Game 117 at Mercer, 2/16/87
 ACC Game 87 at Maryland, 2/24/05

MOST POINTS - ONE HALF

Game 67 (2nd) at Charleston, 12/14/84
 ACC Game 50 (2nd) vs. Virginia 2/15/07
 (2nd) vs. Wake Forest, 2/22/09
 ACC Tourn. Game 44 (2nd) vs. Georgia Tech, 3/3/11

FEWEST POINTS - ONE HALF

Game 8 (1st) at Miami, 2/5/15
 8 (1st) vs. Miami, 3/7/13
 ACC Game 8 (1st) at Miami, 2/5/15
 ACC Tourn. Game 8 (1st) vs. Miami, 3/7/13

FEWEST POINTS - BOTH TEAMS

Game 73 - VT 32 at UCF 41, 12/18/11
 VT 38 at Boston College 35, 1/5/12
 ACC Game . . . 73 - VT 38 at Boston College 35, 1/5/12
 ACC Tourn. Game . . 84 - VT 39 vs. Miami 45, 3/7/13

LARGEST VICTORY MARGIN

Game . . . 65 vs. Southern Mississippi (105-40), 12/28/04
 ACC Game 45 vs. Miami (90-45), 2/27/05
 ACC Tourn. Game 13 vs. Wake Forest (73-60), 3/2/06

WORST DEFEAT

Game 60 vs. Old Dominion (48-108), 1/27/78
 ACC Game 50 at Duke (40-90), 2/20/11
 ACC Tourn. Game 39 vs. Florida State (82-43), 3/6/15

MOST POINTS IN A LOSS

Game 90 vs. Clemson, 12/29/84
 ACC Game 83 at Florida State, 2/19/05 (94-83, 3OT)
 ACC Tourn. Game 74 vs. Wake Forest, 3/1/12

FEWEST POINTS SCORED

Game 26 at Duke, 1/16/13
 ACC Game 26 at Duke, 1/16/13
 ACC Tourn. Game 39 vs. Miami, 3/7/13

* The ACC played an 18 game regular-season in 2012-13

FEWEST POINTS ALLOWED

Game 30 vs. Furman, 12/30/15
 ACC Game 33 vs. Boston College, 1/3/16
 33 at Clemson, 1/2/12
 ACC Tourn. Game 45 vs. Miami, 3/7/13

MOST POINTS ALLOWED

Game 108 vs. Old Dominion, 1/27/78
 ACC Game 102 at North Carolina, 1/04/07
 ACC Tourn. Game 90 vs. North Carolina, 3/2/07

MOST FIELD GOALS MADE

Game 51 vs. Mercer, 2/16/87
 Season 928 - 29 games, 1984-85
 ACC Game 36 at Miami OT, 2/11/08
 ACC Season 390 - 29 games, 2004-05
 ACC Tourn. Game 32 vs. Wake Forest, 3/2/06

MOST FIELD GOALS ATTEMPTED

Game 94 vs. Appalachian State, 11/17/79
 Season 2,009 - 30 games, 1983-84
 ACC Game 88 at Florida State, 2/19/05
 ACC Season 919 - 16 games, 2011-12
 964 - 18 games*, 2012-13
 ACC Tourn. Game 67 vs. Wake Forest, 3/4/05

BEST FIELD-GOAL PERCENTAGE

Game . . 66.1 (37-56) at Appalachian State, 11/28/87
 Season 47.8 (771-1614) - 31 games, 1999-00
 ACC Game . . . 65.2 (30-46) vs. Wake Forest, 2/22/09
 ACC Season . . . 44.3 (280-636) - 14 games, 2004-05
 ACC Tourn. Game . . 52.5 (32-61), vs. Wake Forest, 3/2/06

MOST THREE-POINT FIELD GOALS MADE

Game 14 vs. George Mason, 11/15/15
 Season 192 - 32 games, 2015-16
 ACC Game 9 vs. Duke, 2/18/16; at UNC, 2/11/16;
 at Duke, 1/15/15; at Maryland, 2/2/14;
 at Maryland, 1/18/09
 ACC Season 87 - 16 games, 2013-14
 ACC Tourn. Game 8 vs. Wake Forest, 3/1/12

MOST THREE-POINT FIELD GOAL ATTEMPTS

Game 33 at Duke, 1/15/15
 33 vs. Clemson, 2/3/12
 Season 650 - 31 games, 2014-15
 ACC Game 33 at Duke, 1/15/15
 33 vs. Clemson, 2/3/12
 ACC Season 318 - 16 games, 2014-15
 ACC Tourn. Game 20 vs. Clemson, 3/5/14

MOST 3-POINT FIELD GOALS MADE, BOTH TEAMS

Game 22 VT at Maryland, 1/18/09
 ACC Game 22 VT at Maryland, 1/18/09
 ACC Tourn. Game 15, Tech (6) vs. Georgia Tech (9), 3/3/11

MOST 3-POINT FIELD GOAL ATTEMPTS, BOTH TEAMS

Game 53 vs. Boston College, 2/2/14
 ACC Game 53 vs. Boston College, 2/2/14
 ACC Tourn. Game 34 vs. Georgia Tech, 3/3/11

MOST FREE THROWS MADE

Game 43 vs. Yale, 1/9/82
 Season 521 - 30 games, 1993-94
 ACC Game 25 vs. Wake Forest, 1/23/15
 25 vs. North Carolina, 2/17/06
 ACC Season 215 - 14 games, 2004-05
 ACC Tourn. Game 16 vs. Wake Forest, 3/4/05
 vs. Virginia, 3/5/09

MOST FREE THROWS ATTEMPTED

Game 58 vs. Yale, 1/9/82
 Season 754 - 28 games, 1981-82
 ACC Game 34 vs. Wake Forest, 1/23/15
 ACC Season 304 - 14 games, 204-05
 ACC Tourn. Game 25 vs. Virginia, 3/5/09

BEST FREE-THROW PERCENTAGE

Game (min. 10 att.) 1.000 (10-10) vs. Virginia, 2/17/08
 (15-15) vs. William & Mary, 2/4/78
 Season 736 - 30 games, 2007-08
 ACC Game (min. 10 att.) 1.00 (10-10)
 vs. Virginia, 2/17/08
 ACC Season . . . 737 (182-247) - 14 games, 2006-07
 ACC Tourn. Game .875 (14-16) vs. North Carolina, 3/2/07

MOST REBOUNDS

Game 75 vs. Liberty, 1/8/90
 Season 1,331 - 34 games, 2006-07
 ACC Game 59 at Clemson, 1/2/15
 ACC Season 545 - 14 games, 2004-05
 636 - 18 games*, 2012-13
 ACC Tourn. Game 51 vs. Wake Forest, 3/4/05

HIGHEST REBOUNDING AVERAGE

Season 47.6 - 24 games, 1979-80
 ACC Season 37.6 - 14 games, 2006-07

ASSISTS

Game 38 at Mercer, 2/16/87
 Season 492 - 31 games, 1998-99
 ACC Game 25 at Miami, 2/11/08
 ACC Season 215 - 16 games, 2013-14
 ACC Tourn. Game 15 vs. Wake Forest, 3-2-06

BLOCKS

Game 14 vs. East Tennessee State, 12/21/92
 Season 161 - 32 games, 2001-02
 31 games, 2003-04
 ACC Game 10 vs. Virginia, 1/9/14
 vs. Florida State, 1/24/05
 ACC Season 72 - 14 games, 2004-05
 ACC Tourn. Game 6 vs. Boston College, 3/6/08
 vs. Boston College, 3/4/10

STEALS

Game 23 at Florida State, 12/17/79
 Season 324 - 31 games, 2005-06
 ACC Game 17 at North Carolina, 2/11/05
 vs. Clemson, 2/9/06
 vs. Maryland, 2/4/08
 ACC Season 155 - 14 games, 2005-06
 ACC Tourn. Game 11 vs. Duke, 3/3/06

MISCELLANEOUS RECORDS

Tech's All-Time Varsity Record 622-546 (39 years)
 Cassell Coliseum Record 370-185 (66.7 percent)
 Consecutive Home Court Wins 25, 1992-94
 Record in Metro Conference Tournament 13-17
 Record in Atlantic 10 Conference Tournament 8-4
 Record in BIG EAST Conference Tournament 4-4
 Record in ACC Tournament 4-11
 Largest Margin of Victory at Home 65 vs. Southern Mississippi (105-40), 12/28/2004
 Worst Defeat at Home 108-48, Old Dominion, 1977-78
 Worst Defeat on the Road 90-40, Duke, 2010-11
 Most Games Played 34, 2006-07
 Most Wins 28, 1998-99
 Most Losses 23, 2011-12
 Fewest Wins 7, 1976-77 & 2011-12
 Fewest Losses 3, 1998-99
 Longest Winning Streak 18, 1998-99
 Longest Losing Streak 10, 2010-11/Spring 2012-Fall 2012

Highest Scoring Average 78.3, 29 games, 1984-85
 Lowest Defensive Average 53.5 32 games, 2015-16 (55.9, 16 games, 76-77)
 Highest Won-Lost Percentage 903, 28-3, 1998-99
 Lowest Won-Lost Percentage 233, 7-23, 2011-12
 Most Consecutive Winning Seasons 10, 1997-98/2006-07
 Most Metro Conference Wins (reg. season) 10, 1994-95
 Most Atlantic 10 Conference Wins (reg. season) 15, 1998-99
 Most BIG EAST Conference Wins (reg. season) 11, 2001-02
 Most ACC Wins (reg. season) 6, 2004-05/2005-06/2006-07
 Most Consecutive Metro Wins (reg. season) 6, 1994-95
 Most Consecutive Atlantic 10 Wins (reg. season) 8, 1998-99
 Most Consecutive BIG EAST Wins (reg. season) 6, 2001-02
 Most Consecutive ACC Wins (reg. season) 3, 2006-07
 Most Consecutive Metro Losses (reg. season) 6, 1987-88
 Most Consecutive Atlantic 10 Losses (reg. season) 5, 1996-97
 Most Consecutive BIG EAST Losses (reg. season) 3, 2001-02, 2002-03
 Most Consecutive ACC Losses (reg. season) 9, 2007-08/2010-11/2012-13/2014-15

OVERALL SINGLE-GAME TOP 10

POINTS

- 36 Brittany Cook at Miami, 2/11/08
- 34 Renee Dennis vs. Memphis, 2/7/87
- 33 Rachel Camp vs. W. Carolina, 12/14/14
Dawn Chriss at Florida State, 2/19/05
Michelle Houseright vs. Fordham, 3/1/96
Renee Dennis vs. Florida State, 1/3/87
- 32 Uju Ugoka at Indiana, 12/4/13
Ieva Kublina vs. Houston, 3/23/02
Jenny Root at Morehead St., 2/25/93
- 31 Monet Tellier at Maryland, 1/6/12
Monet Tellier vs. W&M, 11/21/11
Joyce Waddy vs. Mercer, 2/22/86

REBOUNDS

- 21 Kerri Gardin vs. Virginia, 2/13/05
Nicole Jones vs. Hampton, 12/29/99
Karen Garbis at JMU, 2/16/78
- 19 Tammie Edwards vs. Detroit, 12/28/81
Debbie Stovall vs. Emory & Henry, 12/9/77
- 18 Joyce Waddy vs. Louisville, 2/23/87
Susan Walvius vs. Florida State, 1/4/86
Peg Bunker vs. West Virginia, 2/22/78
Peg Bunker at VCU, 2/17/78
- 17 Regan Magarity vs. Norfolk St., 11/18/14
Uju Ugoka at Radford, 12/21/13
Uju Ugoka vs. Richmond, 11/27/13
Kerri Gardin at SMU, 11/26/05
Ieva Kublina vs. Villanova, 2/22/03
Michelle Houseright at JMU, 12/21/97
Tammie Edwards at NC State, 12/6/82

ASSISTS

- 13 Lisa Witherspoon vs. Xavier, 2/28/99
Lisa Witherspoon vs. Dayton, 1/4/99
Lisa Leftwich vs. VCU, 2/8/92
- 12 Nikki Davis at W&M, 12/18/10
Lisa Guameri vs. Houston, 3/23/02
Lisa Witherspoon vs. Temple, 1/24/99
Lisa Witherspoon vs.
St. Bonaventure, 1/24/98
Lisa Witherspoon at UNCG, 12/4/97
Sherry Banks at Dayton, 1/18/97
Phyllis Tonkin at ETSU, 12/4/91
Jeni Garber vs. Memphis, 2/2/91

STEALS

- 9 Taiqua Brittingham vs.
Northwestern, 12/22/83
- 8 Wendy Sanders vs. Virginia, 12/8/87
Taiqua Brittingham at Miss. St., 1/18/85
Jackie Ansley vs. West Virginia, 1/13/84
Sandy Berry at GWU, 1/26/79
- 7 14 tied, most recent -
Nikki Davis vs. Presbyterian, 11/12/10

BLOCKS

- 9 Susan Walvius vs. Florida State, 1/4/86
Susan Walvius vs. Virginia, 2/10/85
Susan Walvius at Marshall 2/12/85
- 8 Kim Seaver vs. Appalachian St., 12/2/97
- 7 Tajah Campbell vs. Virginia, 1/9/14
Ieva Kublina vs. Pittsburgh, 2/28/04
Ieva Kublina vs. Notre Dame, 2/9/03
Ieva Kublina vs. West Virginia, 1/16/02
Michelle Bain vs. W&M, 1/8/87
- 6 nine tied, most recent -
Eleanor Brentnall vs. UNC, 1/10/08

MINUTES PLAYED

- 54 Katie O'Connor vs. Dayton, 2/27/99
Amy Wetzel vs. Dayton, 2/27/99
- 50 Carrie Mason at Florida State, 2/19/05
Sherry Banks at Dayton, 1/18/97
- 49 Dawn Chriss at Florida State, 2/19/05
Maria Albertsson vs. Dayton 2/27/99
Jackie Ansley vs. Temple, 12/28/82
- 48 Michelle Houseright vs. Dayton, 2/28/99
- 46 Britney Anderson at Florida St., 2/19/05
Erin Gibson at Florida State, 2/19/05

FIELD GOALS MADE

- 15 Brittany Cook at Miami, 2/11/08

- 14 Uju Ugoka at Indiana, 12/4/13
Dawn Chriss at Florida State, 2/19/05
Renee Dennis vs. Memphis, 2/7/87
Renee Dennis vs. Florida State, 1/3/87
- 13 Rachel Camp vs. W. Carolina, 12/14/14
Uju Ugoka vs. Wake Forest, 12/22/12
Monet Tellier vs. William & Mary, 11/21/11
Tere Williams vs. Duquesne, 12/12/98
Michelle Houseright vs. Temple, 2/12/96
Michelle Bain vs. Florida State, 2/20/88
Michelle Bain vs. Richmond, 12/5/87
Susan Walvius at Marshall, 2/12/85

FIELD GOALS ATTEMPTED

- 30 Renee Dennis vs. Memphis, 2/7/87
- 27 Aerial Wilson at Duke, 2/15/12
Jeni Garber vs. Southern Miss, 3/4/91
- 25 Andrea Barbour vs. Maryland, 2/4/08
Kirby Copeland vs. Iowa State, 11/24/96
Renee Dennis vs. Cincinnati, 2/21/87
- 24 Monet Tellier vs. NC State, 1/29/12
Monet Tellier at Old Dominion, 11/11/2011
Andrea Barbour vs. Liberty, 11/19/2007
Renee Dennis vs. Florida St., 1/3/1987
Renee Dennis vs. Cincinnati, 1/27/1986
Renee Dennis at Old Dominion, 11/30/1985
Robin Lee at NC State, 12/6/1982

THREE POINT FIELD GOALS MADE

- 8 Jeni Garber at South Carolina, 2/16/91
- 7 Lindsay Biggs at Maryland, 1/18/09
- 6 Hannah Young vs. Coppin St., 12/13/15
Vanessa Panousis vs. Mason, 11/15/15
Lindsay Biggs at North Carolina, 2/5/09
Carrie Mason at Florida State, 2/13/06
Renee Maitland at Dayton, 1/18/97
Christi Osborne at Southern Miss, 2/13/93
Jeni Garber vs. West Virginia, 12/20/90
Sarah Hillyer vs. Florida State, 1/6/90
Sarah Hillyer at George Mason, 12/6/89
Jeni Garber at Memphis, 3/9/89

THREE POINT FIELD GOALS ATTEMPTED

- 15 Vanessa Panousis at Duke, 1/15/15
Aerial Wilson vs. Clemson, 2/3/12
Sarah Hicks vs. Duke, 12/8/99
Jeni Garber at South Carolina, 2/16/91
- 14 Jeni Garber at Louisville, 1/28/91
- 13 Vanessa Panousis at Miami, 2/5/15
Vanessa Panousis at Ga. Tech, 2/1/15
Vanessa Panousis vs. Northwestern, 12/4/14
Monet Tellier vs. Clemson, 2/3/12
Jeni Garber vs. Tennessee, 12/3/90
Sarah Hillyer at George Mason, 12/6/89
Jeni Garber vs. Southern Miss, 3/10/89

FREE THROWS MADE

- 16 Amy Wetzel vs. Wisconsin, 3/14/98
- 15 Christi Osborne vs. Oklahoma St., 12/20/94
Robin Lee vs. Florida State, 1/16/82
- 14 Sidney Cook at Miami, 2/21/16
Nikki Davis at Miami, 1/24/10
Tere Williams vs. Charlotte, 12/30/99
Renee Dennis at North Carolina, 12/4/85
- 13 Rachel Camp vs. ETSU, 11/29/14
Sue Logsdon vs. William & Mary, 1/2/91
Amy Byrne at Radford, 2/28/90

FREE THROWS ATTEMPTED

- 18 Nikki Davis at Miami, 1/24/10
- 17 Amy Wetzel at Duquesne, 1/8/99
Amy Wetzel vs. Wisconsin, 3/14/98
Christi Osborne vs. Oklahoma St., 12/20/94
Robin Lee vs. Florida State, 1/16/82
- 16 Sidney Cook vs. Pitt, 2/14/16
Amy Wetzel vs. Dayton, 2/27/99
Renee Dennis at North Carolina, 12/4/85
Karen Garbis at Old Dominion, 3/2/78
- 15 Sidney Cook at Miami, 2/21/16
Rachel Camp vs. ETSU, 11/29/14
Tere Williams vs. Charlotte, 12/30/99
Michelle Houseright vs. GWU, 2/27/96
Amy Byrne at Radford, 2/28/90
Joyce Waddy vs. Louisville, 2/23/87

ACC SINGLE-GAME TOP 10

POINTS

- 36 Brittany Cook at Miami, 2/11/08
- 33 Dawn Chriss at Florida State, 2/19/05
- 31 Monet Tellier at Maryland, 1/6/12
- 29 Uju Ugoka vs. Duke, 1/19/14
Nikki Davis at Miami, 1/14/10
- 28 Uju Ugoka vs. Wake Forest, 12/22/12
- 27 Shanel Harrison at Boston College, 2/23/11
Brittany Cook vs. Wake Forest, 3/2/08
Carrie Mason at Florida State, 2/13/06
- 26 Brittany Cook vs. Maryland, 2/4/08

REBOUNDS

- 21 Kerri Gardin vs. Virginia, 2/13/05
- 16 LaTorri Hines-Allen vs. Clemson, 2/3/12
Erin Gibson at Florida State, 2/19/05
Kerri Gardin vs. Florida State, 1/24/05
- 15 Tajah Campbell at Pittsburgh, 2/12/15
Kerri Gardin vs. NC State, 1/17/05
- 14 Hannah Young vs. Syracuse, 2/15/15
Tajah Campbell at Clemson, 1/2/15
Uju Ugoka vs. Clemson, 1/31/13
Brittany Cook vs. Maryland, 2/3/08
Nare Diawara at Clemson, 2/11/07
Nare Diawara at Virginia, 1/22/07
Nare Diawara vs. Wake Forest, 1/2/07

ASSISTS

- 11 Nikki Davis vs. North Carolina, 1/14/10
- 10 Vanessa Panousis at Boston College, 1/5/14
Laura Haskins at Virginia, 2/8/09
- 9 Laura Haskins at Miami, 2/11/08
Kirby Copeland vs. Miami, 1/25/07
Carrie Mason at Maryland, 2/24/05
- 8 9 tied, most recent -
Chanette Hicks at Virginia, 2/7/16

STEALS

- 7 Kerri Gardin vs. Duke, 2/6/06
- 6 Kirby Copeland vs. Boston College, 1/8/06
- 5 21 tied, most recent -
Chanette Hicks at Florida State, 1/31/16

BLOCKS

- 7 Tajah Campbell vs. Virginia, 1/9/14
- 6 Eleanor Brentnall vs. UNC, 1/10/08
- 5 Tajah Campbell vs. Miami, 1/11/15
- 4 Tajah Campbell at Wake Forest, 2/25/16
Tajah Campbell at Miami, 2/21/16
Porschia Hadley vs. UNC, 1/14/10
Nare Diawara vs. Duke, 1/7/07
Nare Diawara at Georgia Tech, 2/19/06
Erin Gibson at Miami, 2/6/05
Kerri Gardin vs. Florida State, 1/24/05

MINUTES PLAYED

- 50 Carrie Mason at Florida State, 2/19/05
- 49 Dawn Chriss at Florida State, 2/19/05
- 46 Britney Anderson at Florida St., 2/19/05
Erin Gibson at Florida State, 2/19/05
- 45 Vanessa Panousis at Clemson, 1/2/15
Vanessa Panousis vs. NC State, 2/9/14
Aerial Wilson vs. Clemson 2/3/12
Carrie Mason vs. Florida State, 1/24/05
- 44 Monet Tellier vs. Boston College, 2/2/14
Brittany Cook at Miami, 2/11/08

FIELD GOALS MADE

- 15 Brittany Cook at Miami, 2/11/08
- 14 Dawn Chriss at Florida State, 2/19/05
- 13 Uju Ugoka vs. Wake Forest, 12/22/12
- 12 Uju Ugoka vs. Duke, 1/19/2014

- 11 Kirby Copeland vs. Georgia Tech, 2/5/07
- 10 nine tied - most recent
Sidney Cook at Georgia Tech, 2/1/15

FIELD GOALS ATTEMPTED

- 27 Aerial Wilson at Duke, 2/15/2012
- 25 Andrea Barbour vs. Maryland, 2/4/2008
- 24 Monet Tellier vs. NC State, 1/29/2012
- 22 Vanessa Panousis at Duke, 1/15/15
Aerial Wilson vs. Boston College, 2/13/2012
Monet Tellier vs. Clemson, 2/3/2012
Brittany Cook at Miami, 2/11/2008
Andrea Barbour at Virginia, 1/13/2008
- 21 Aerial Wilson vs. Clemson, 2/3/2012
Brittany Cook vs. Maryland, 2/4/2008

THREE POINT FIELD GOALS MADE

- 7 Lindsay Biggs at Maryland, 1/18/09
- 6 Lindsay Biggs at North Carolina, 2/5/09
Carrie Mason at Florida State, 2/13/06
- 5 Vanessa Panousis at Wake Forest, 2/13/14
Vanessa Panousis vs. Duke, 1/19/14
Monet Tellier at Maryland, 1/26/12
Lindsay Biggs at Florida State, 2/18/10
Nikki Davis at Miami, 1/24/10
Lindsay Biggs vs. Virginia, 1/21/09
Brittany Cook at Miami, 2/11/08

THREE POINT FIELD GOALS ATTEMPTED

- 15 Vanessa Panousis at Duke, 1/15/15
Aerial Wilson vs. Clemson, 2/3/2012
- 13 Vanessa Panousis at Miami, 2/5/15
Vanessa Panousis at Ga. Tech, 2/1/15
Monet Tellier vs. Clemson, 2/3/2012
- 12 Vanessa Panousis at Duke, 2/18/16
Vanessa Panousis vs. Syracuse, 2/15/15
Vanessa Panousis at NC State, 1/8/15
Lindsay Biggs at UNC, 2/5/2009
- 11 Hannah Young vs. Duke, 2/18/16
Hannah Young at UNC, 2/11/16
Vanessa Panousis vs. Pittsburg, 2/20/14
Vanessa Panousis at Syracuse, 2/6/14
Maddison Penn vs. Boston College, 2/2/14
Lindsay Biggs vs. Virginia, 1/21/2009

FREE THROWS MADE

- 14 Sidney Cook at Miami, 2/21/16
Nikki Davis at Miami, 1/24/2010
- 10 Monet Tellier at Maryland, 1/26/2012
Shanel Harrison at Boston College, 2/3/2011
- 9 Sidney Cook vs. Pitt, 2/14/16
Vanessa Panousis vs. Boston College, 2/2/14
Monet Tellier vs. Duke, 1/19/14
Uju Ugoka vs. Boston College, 1/10/2013
Brittany Cook at Wake Forest, 2/7/2008
Nare Diawara at Virginia, 1/22/2007

FREE THROWS ATTEMPTED

- 18 Nikki Davis at Miami, 1/24/2010
- 16 Sidney Cook vs. Pitt, 2/14/16
- 15 Sidney Cook at Miami, 2/21/16
- 13 Monet Tellier vs. Boston College, 2/2/14
Uju Ugoka vs. Boston College, 1/10/2013
- 12 Vanessa Panousis vs. Boston College, 2/2/14
Aerial Wilson at Clemson, 1/2/2012
Shanel Harrison at Boston College, 2/3/2011
Kerri Gardin vs. Maryland, 1/23/2006
- 11 Rachel Camp vs. Virginia, 1/4/15
Uju Ugoka vs. Clemson, 2/27/14
Uju Ugoka vs. Miami, 3/3/2013
Monet Tellier at Maryland, 1/26/2012
Nare Diawara at Virginia, 1/22/2007

30+ POINT GAMES

- 36 Brittany Cook at Miami, 2/11/08
- 34 Renee Dennis vs. Memphis, 2/7/87
- 33 Rachel Camp vs. W. Carolina, 12/14/14
Dawn Chriss at Florida State, 2/19/05
Michelle Houseright vs. Fordham, 3/1/96
Renee Dennis vs. Florida State, 1/3/87
- 32 Uju Ugoka at Indiana, 12/4/13
Ieva Kublina vs. Houston, 3/23/02

- Jenny Root at Morehead St., 2/25/93
- 31 Monet Tellier at Maryland, 1/6/12
Monet Tellier vs. W&M, 11/21/11
Joyce Waddy vs. Mercer, 2/22/86
- 30 Utahya Dnye vs. USC Upstate, 2/2/09
Dayna Sonovick vs. ETSU, 12/4/91
Renee Dennis vs. UNC, 12/4/85

RECORDS BY CLASS

FRESHMAN YEAR

Points	427	Kim Seaver	1996-97
Scoring Average	15.0	Andrea Barbour	2007-08
FG Made	182	Kim Seaver	1996-97
FG Attempted	365	Andrea Barbour	2007-08
FG Percentage	.604	Nicole Jones	1998-99
3PT FG Made	58	Vanessa Panousis	2013-14
3PT FG Attempted	177	Vanessa Panousis	2013-14
3PT FG Percentage	.408	Carrie Mason	2002-03
FT Made	112	Amy Wetzel	1997-98
FT Attempted	140	Amy Wetzel	1997-98
FT Percentage	.889	Sue Logsdon	1990-91
Rebounds	237	Tere Williams	1997-98
Rebounding Average	7.6	Tere Williams	1997-98
Assists	134	Chanette Hicks	2015-16
Steals	91	Chanette Hicks	2015-16
Blocks	35	Ieva Kublina	2000-01

SOPHOMORE YEAR

Points	498	Ieva Kublina	2001-02
Scoring Average	17.3	Michelle Hollister	1995-96
FG Made	198	Ieva Kublina	2001-02
FG Attempted	437	Vanessa Panousis	2014-15
FG Percentage	.602	Tere Williams	1998-99
3PT FG Made	77	Vanessa Panousis	2014-15
3PT FG Attempted	272	Vanessa Panousis	2014-15
3PT FG Percentage	.487	Dayna Sonovick	1988-89
FT Made	153	Amy Wetzel	1998-99
FT Attempted	203	Amy Wetzel	1998-99
FT Percentage	.889	Vanessa Panousis	2014-15
Rebounds	249	Ieva Kublina	2001-02
Rebounding Average	9.1	Michelle Hollister	1995-96
Assists	124	Lisa Witherspoon	1996-97
Steals	70	Sandy Berry	1978-79
Blocks	86	Ieva Kublina	2001-02

JUNIOR YEAR

Points	538	Renee Dennis	1985-86
Scoring Average	19.9	Renee Dennis	1985-86
FG Made	201	Renee Dennis	1985-86
FG Attempted	445	Renee Dennis	1985-86
FG Percentage	.595	Tere Williams	1999-00
3PT FG Made	71	Lindsay Biggs	2008-09
3PT FG Attempted	199	Vanessa Panousis	2015-16
3PT FG Percentage	.460	Sue Logsdon	1992-93
FT Made	136	Renee Dennis	1985-86
FT Attempted	202	Renee Dennis	1985-86
FT Percentage	.903	Vanessa Panousis	2015-16
Rebounds	275	Tammie Edwards	1981-82
Rebounding Average	9.8	Tammie Edwards	1981-82
Assists	219	Lisa Witherspoon	1997-98
Steals	78	Taiqua Brittingham	1983-84
Blocks	73	Susan Walvius	1984-85

SENIOR YEAR

Points	561	Amy Byrne	1989-90
Scoring Average	20.0	Amy Byrne	1989-90
FG Made	213	Uju Ugoka	2013-14
FG Attempted	472	Renee Dennis	1986-87
FG Percentage	.564	Michelle Bain	1987-88
3PT FG Made	74	Hannah Young	2015-16
3PT FG Attempted	224	Jeni Garber	1990-91
3PT FG Percentage	.400	Sarah Hicks	2001-02
FT Made	151	Amy Byrne	1989-90
FT Attempted	203	Amy Byrne	1989-90
FT Percentage	.863	Chrystal Starling	2002-03
Rebounds	277	Uju Ugoka	2013-14
Rebounding Average	10.0	Kerri Gardin	2005-06
Assists	246	Lisa Witherspoon	1998-99
Steals	86	Lisa Witherspoon	1998-99
Blocks	93	Susan Walvius	1985-86



CHANETTE HICKS



VANESSA PANOUSIS

YEAR-BY-YEAR LEADERS



SIDNEY COOK



UJU UGOKA



HANNAH YOUNG

SCORING AVERAGE

76-77	Kelly Bradley	13.0
77-78	Karen Garbis	12.6
78-79	Karen Garbis	12.1
79-80	Julie Williams	12.4
80-81	Maureen Corrigan	11.7
81-82	Robin Lee	12.5
82-83	Tammie Edwards	11.0
83-84	Taiqua Brittingham	13.3
84-85	Renee Dennis	14.2
85-86	Renee Dennis	19.9
86-87	Renee Dennis	19.2
87-88	Michelle Bain	16.8
88-89	Amy Byrne	15.0
89-90	Amy Byrne	20.0
90-91	Jeni Garber	13.6
91-92	Lisa Griffith	12.3
92-93	Jenny Root	14.9
93-94	Christi Osborne	14.5
94-95	Jenny Root	16.5
95-96	Michelle (Hollister) Houseright	17.3
96-97	Kim Seaver	13.8
97-98	Tere Williams	13.4
98-99	Tere Williams	15.6
99-00	Tere Williams	15.2
00-01	Tere Williams	15.2
01-02	Ieva Kublina	15.6
02-03	Ieva Kublina	15.0
03-04	Ieva Kublina	13.7
04-05	Erin Gibson	11.3
05-06	Dawn Chriss	13.2
06-07	Kirby Copeland	15.0
07-08	Brittany Cook	17.9
08-09	Utahya Drye	14.3
09-10	Utahya Drye	11.3
10-11	Shanel Harrison	12.2
11-12	Monet Tellier	13.7
12-13	Monet Tellier	13.2
13-14	Uju Ugoka	18.4
14-15	Vanessa Panousis	13.5
15-16	Sidney Cook	10.7

POINTS

76-77	Kelly Bradley	208
77-78	Peg Bunger	288
78-79	Karen Garbis	291
79-80	Julie Williams	359
80-81	Maureen Corrigan	350
81-82	Robin Lee	350
82-83	Tammie Edwards	275
83-84	Taiqua Brittingham	387

84-85	Renee Dennis	412
85-86	Renee Dennis	538
86-87	Renee Dennis	558
87-88	Michelle Bain	471
88-89	Amy Byrne	435
89-90	Amy Byrne	561
90-91	Jeni Garber	367
91-92	Lisa Griffith	333
92-93	Jenny Root	416
93-94	Christi Osborne	434
94-95	Jenny Root	510
95-96	Michelle (Hollister) Houseright	467
96-97	Kim Seaver	427
97-98	Tere Williams	414
98-99	Tere Williams	468
99-00	Tere Williams	411
00-01	Tere Williams	457
01-02	Ieva Kublina	498
02-03	Ieva Kublina	481
03-04	Ieva Kublina	426
04-05	Erin Gibson	328
05-06	Kerri Gardin	333
06-07	Kirby Copeland	479
07-08	Brittany Cook	537
08-09	Utahya Drye	430
09-10	Utahya Drye	340
10-11	Shanel Harrison	354
11-12	Monet Tellier	412
12-13	Monet Tellier	396
13-14	Uju Ugoka	533
14-15	Vanessa Panousis	417
15-16	Hannah Young	330

REBOUNDING AVERAGE

76-77	Karen Garbis	7.4
77-78	Karen Garbis	8.1
78-79	Sandy Berry	7.3
79-80	Julie Williams	7.8
80-81	Maureen Corrigan	5.7
81-82	Tammie Edwards	9.8
82-83	Tammie Edwards	8.6
83-84	Robin Lee	5.7
84-85	Renee Dennis; Susan Walvius	7.4
85-86	Susan Walvius	9.7
86-87	Renee Dennis	7.1
87-88	Michelle Bain	7.7
88-89	Missy Sallade	8.7
89-90	Missy Sallade	8.5
90-91	Dayna Sonovick	5.8
91-92	Angela Donnell	5.3
92-93	Jenny Root	8.0

93-94	Jenny Root	7.3
94-95	Jenny Root	8.2
95-96	Michelle (Hollister) Houseright	9.1
96-97	Renee Maitland	6.2
97-98	Tere Williams	7.6
98-99	Tere Williams	7.4
99-00	Tere Williams	8.1
00-01	Tere Williams	5.9
01-02	Ieva Kublina	7.8
02-03	Ieva Kublina	7.4
03-04	Erin Gibson	6.9
04-05	Kerri Gardin	8.0
05-06	Kerri Gardin	10.0
06-07	Nare Diawara	8.1
07-08	Brittany Cook	6.4
08-09	Utahya Drye	6.5
09-10	Utahya Drye	6.6
10-11	Shanel Harrison	5.5
11-12	LaTorri Hines-Allen	6.9
12-13	Uju Ugoka	8.5
13-14	Uju Ugoka	9.6
14-15	Taijah Campbell	6.8
15-16	Sidney Cook / Hannah Young	5.8

REBOUNDS

76-77	Karen Garbis	96
77-78	Peg Bunger	184
78-79	Sandy Berry	176
79-80	Julie Williams	227
80-81	Maureen Corrigan	172
81-82	Tammie Edwards	275
82-83	Tammie Edwards	215
83-84	Robin Lee	171
84-85	Renee Dennis	215
85-86	Susan Walvius	272
86-87	Renee Dennis	205
87-88	Michelle Bain	215
88-89	Missy Sallade	252
89-90	Missy Sallade	237
90-91	Dayna Sonovick	157
91-92	Angela Donnell	147
92-93	Jenny Root	224
93-94	Jenny Root	218
94-95	Jenny Root	253
95-96	Michelle (Hollister) Houseright	245
96-97	Renee Maitland	191
97-98	Tere Williams	237
98-99	Tere Williams	221
99-00	Tere Williams	218
00-01	Tere Williams	177
01-02	Ieva Kublina	249

02-03	Ieva Kublina	238
03-04	Erin Gibson	215
04-05	Kerri Gardin	232
05-06	Kerri Gardin	289
06-07	Nare Diawara	274
07-08	Brittany Cook	191
08-09	Utahya Drye	195
09-10	Utahya Drye	197
10-11	Shanel Harrison	159
11-12	LaTorri Hines-Allen	207
12-13	Monet Tellier	167
13-14	Uju Ugoka	277
14-15	Rachel Camp	178
15-16	Sidney Cook	167

FIELD GOALS MADE

76-77	Kelly Bradley	94
77-78	Karen Garbis	125
78-79	Karen Garbis	146
79-80	Julie Williams	167
80-81	Maureen Corrigan	120
81-82	Kathy Hanover	132
82-83	Kathy Hanover	109
83-84	Taiqua Brittingham	164
84-85	Susan Walvius	175
85-86	Susan Walvius	202
86-87	Renee Dennis	212
87-88	Michelle Bain	204
88-89	Amy Byrne	163
89-90	Amy Byrne	205
90-91	Dayna Sonovick	135
91-92	Lisa Griffith	132
92-93	Jenny Root	163
93-94	Jenny Root	165
94-95	Jenny Root	204
95-96	Michelle (Hollister) Houseright	177
96-97	Kim Seaver	182
97-98	Tere Williams	170
98-99	Tere Williams	192
99-00	Tere Williams	156
00-01	Tere Williams	176
01-02	Ieva Kublina	198
02-03	Ieva Kublina	173
03-04	Ieva Kublina	155
04-05	Kerri Gardin	128
05-06	Dawn Chriss	164
06-07	Kirby Copeland	191
07-08	Brittany Cook	206
08-09	Utahya Drye	176
09-10	Utahya Drye	134
10-11	Shanel Harrison	135
11-12	Monet Tellier	141
12-13	Monet Tellier	135
13-14	Uju Ugoka	213
14-15	Vanessa Panousis	142
15-16	Hannah Young	111

FIELD GOAL PERCENTAGE

76-77	Kelly Bradley	.461
77-78	Peg Bunger	.466
78-79	Peg Bunger	.496
79-80	Julie Williams	.474
80-81	Julie Williams	.490
81-82	Taiqua Brittingham	.525
82-83	Taiqua Brittingham	.460
83-84	Taiqua Brittingham	.529
84-85	Joyce Waddy	.538
85-86	Joyce Waddy	.508
86-87	Michelle Bain	.526
87-88	Michelle Bain	.564
88-89	Missy Sallade	.573
89-90	Amy Byrne	.498
90-91	Lisa Griffith	.469
91-92	Lisa Griffith	.500
92-93	Jenny Root	.580
93-94	Jenny Root	.511
94-95	Jenny Root	.533
95-96	Michelle (Hollister) Houseright	.492
96-97	Kim Seaver	.517
97-98	Tere Williams	.538
98-99	Tere Williams	.602
99-00	Tere Williams	.595
00-01	Tere Williams	.481
01-02	Ieva Kublina	.473

02-03	Erin Gibson	.474
03-04	Erin Gibson	.485
04-05	Britney Anderson	.509
05-06	Dawn Chriss	.503
06-07	Nare Diawara	.495
07-08	Brittany Cook	.502
08-09	Utahya Drye	.467
09-10	Utahya Drye	.473
10-11	Alyssa Fenyn	.426
11-12	Porschia Hadley	.376
12-13	Tajjah Campbell	.422
13-14	Uju Ugoka	.504
14-15	Tajjah Campbell	.446
15-16	Tajjah Campbell	.514

3-PT FIELD GOALS MADE

87-88	Lisa Haney	29
88-89	Jeni Garber	57
89-90	Sarah Hillyer	53
90-91	Jeni Garber	70
91-92	Dayna Sonovick	28
92-93	Lisa Griffith	31
93-94	Sue Logsdon	25
94-95	Christi Osborne	23
95-96	Sherry Banks	28
96-97	Renee Maitland	36
97-98	Maria Albertsson	20
98-99	Maria Albertsson	31
99-00	Sarah Hicks	36
00-01	Sarah Hicks	42
01-02	Sarah Hicks	64
02-03	Carrie Mason	42
03-04	Carrie Mason	51
04-05	Carrie Mason	45
05-06	Carrie Mason	62
06-07	Lindsay Biggs	28
07-08	Lindsay Biggs	32
08-09	Lindsay Biggs	71
09-10	Lindsay Biggs	57
10-11	Shanel Harrison	27
11-12	Monet Tellier	43
12-13	Monet Tellier	30
13-14	Vanessa Panousis	58
14-15	Vanessa Panousis	77
15-16	Hannah Young	74

FREE THROWS MADE

76-77	Karen Garbis	37
77-78	Karen Garbis	68
78-79	Sis Spriggs	51
79-80	Sandy Berry	58
80-81	Maureen Corrigan	110
81-82	Tammie Edwards	100
82-83	Tammie Edwards	73
83-84	Robin Lee	79
84-85	Renee Dennis	86
85-86	Renee Dennis	136
86-87	Renee Dennis	134
87-88	Michelle Bain	63
88-89	Missy Sallade	124
89-90	Amy Byrne	151
90-91	Lisa Griffith	74
91-92	Jenny Root	50
92-93	Jenny Root	90
93-94	Christi Osborne	97
94-95	Jenny Root	102
95-96	Michelle (Hollister) Houseright	107
96-97	Kim Seaver	63
97-98	Amy Wetzel	112
98-99	Amy Wetzel	153
99-00	Amy Wetzel	101
00-01	Tere Williams	104
01-02	Chrystal Starling	104
02-03	Ieva Kublina	112
03-04	Ieva Kublina	95
04-05	Dawn Chriss	81
05-06	Dawn Chriss	77
06-07	Nare Diawara	115
07-08	Brittany Cook	95
08-09	Utahya Drye	75
09-10	Utahya Drye	69
10-11	Shanel Harrison	57
11-12	Monet Tellier	87
12-13	Monet Tellier	96
13-14	Uju Ugoka	105

14-15	Rachel Camp	88
15-16	Sidney Cook	75

FREE THROW PERCENTAGE

(Minimum of 2 attempts per game)		
76-77	Thea Bertoia	.656
77-78	Karen Garbis	.648
78-79	Pauline Landes	.606
79-80	Sandy Berry	.763
80-81	Maureen Corrigan	.775
81-82	Maureen Corrigan	.737
82-83	Taiqua Brittingham	.660
83-84	Robin Lee	.760
84-85	Robin Lee	.720
88-89	Amy Byrne	.820
89-90	Amy Byrne	.744
90-91	Sue Logsdon	.889
91-92	Jenny Root	.714
92-93	Lisa Griffith	.836
93-94	Christi Osborne	.874
94-95	Christi Osborne	.816
95-96	Terri Garland	.779
96-97	Katie O'Connor	.820
97-98	Kelly Drinka	.870
98-99	Amy Wetzel	.754
99-00	Tere Williams	.811
00-01	Chrystal Starling	.869
01-02	Chrystal Starling	.806
02-03	Chrystal Starling	.863
03-04	Dawn Chriss	.837
04-05	Carrie Mason	.831
05-06	Carrie Mason	.810
06-07	Nare Diawara	.723
07-08	Brittany Cook	.766
08-09	Utahya Drye	.735
09-10	Utahya Drye	.711
10-11	Alyssa Fenyn	.726
11-12	Monet Tellier	.690
12-13	Monet Tellier	.722
13-14	Vanessa Panousis	.813
14-15	Vanessa Panousis	.889
15-16	Regan Magarity	.719

ASSISTS

76-77	not recorded	
77-78	Gail Kelly	46
78-79	Sandy Berry	120
79-80	Sandy Berry	139
80-81	Sandy Berry	125
81-82	Jackie Ansley	94
82-83	Jackie Ansley	94
83-84	Jackie Ansley	115
84-85	Taiqua Brittingham	114
85-86	Maureen Donovan	164
86-87	Maureen Donovan	143
87-88	Denise Kayajian	97
88-89	Stephanie Green	108
89-90	Sandy Michel	83
90-91	Jeni Garber	108
91-92	Phyllis Tonkin	97
92-93	Lisa Leftwich	100
93-94	Lisa Leftwich	110
94-95	Terri Garland	116
95-96	Terri Garland	102
96-97	Lisa Witherspoon	124
97-98	Lisa Witherspoon	219
98-99	Lisa Witherspoon	246
99-00	Amy Wetzel	152
00-01	Amy Wetzel	86
01-02	Lisa Guarneri	127
02-03	Carrie Mason	106
03-04	Kerri Gardin	90
04-05	Carrie Mason	98
05-06	Kirby Copeland	87
06-07	Kirby Copeland	146
07-08	Laura Haskins	133
08-09	Laura Haskins	138
09-10	Nikki Davis	116
10-11	Nikki Davis	140
11-12	Alyssa Fenyn	88
12-13	Monet Tellier	96
13-14	Vanessa Panousis	121
14-15	Vanessa Panousis	99
15-16	Chanette Hicks	134



TECH'S TOP TEN THE HOKIES' TOP TEN PERFORMANCES



RENEE DENNIS

POINTS (CAREER)

83-87	Renee Dennis, 115 games	1791
97-01	Tere Williams, 118 games	1750
00-04	Ieva Kublina, 126 games	1647
91-95	Jenny Root, 117 games	1582
91-95	Christi Osborne, 117 games	1500
96-01	Amy Wetzel, 129 games	1444
02-06	Carrie Mason, 123 games	1369
99-03	Chrystal Starling, 121 games	1340
10-14	Monet Tellier, 118 games	1331
86-90	Amy Byrne, 113 games	1291

POINTS (SEASON)

89-90	Amy Byrne, Sr., 28 games	561
86-87	Renee Dennis, Sr., 29 games	558
85-86	Renee Dennis, Jr., 27 games	538
07-08	Brittany Cook, Jr., 30 games	537
13-14	Uju Ugoka, Sr., 29 games	533
94-95	Jenny Root, Sr., 31 games	510
01-02	Ieva Kublina, So., 32 games	498
02-03	Ieva Kublina, Jr., 32 games	481
06-07	Kirby Copeland, Sr., 34 games	479
85-86	Susan Walvius, Sr., 28 games	475

SCORING AVERAGE (CAREER)

83-87	Renee Dennis, 115 games	15.6
97-01	Tere Williams, 118 games	14.8
91-95	Jenny Root, 117 games	13.5
00-04	Ieva Kublina, 126 games	13.1
91-95	Christi Osborne, 117 games	12.8
88-91	Jeni Garber, 56 games	12.6
86-90	Amy Byrne, 113 games	11.4
10-14	Monet Tellier, 118 games	11.3
96-01	Amy Wetzel, 129 games	11.2
76-79	Karen Garbis, 58 games	11.2

SCORING AVERAGE (SEASON)

89-90	Amy Byrne, Sr., 28 games	20.0
85-86	Renee Dennis, Sr., 27 games	19.9
86-87	Renee Dennis, Sr., 29 games	19.2
13-14	Uju Ugoka, 29 games	18.4
07-08	Brittany Cook, Jr., 30 games	17.9
95-96	Michelle (Hollister) Houseright, So., 27 games	17.3
85-86	Susan Walvius, Sr., 28 games	17.0
87-88	Michelle Bain, Sr., 28 games	16.8
94-95	Jenny Root, Sr., 31 games	16.5

01-02	Ieva Kublina, So., 32 games	15.6
98-99	Tere Williams, So., 31 games	15.6

FIELD GOALS MADE (CAREER)

97-01	Tere Williams, 118 games	694
83-87	Renee Dennis, 115 games	680
91-95	Jenny Root, 117 games	626
00-04	Ieva Kublina, 126 games	613
91-95	Christi Osborne, 117 games	581
82-86	Susan Walvius, 105 games	505
86-90	Amy Byrne, 113 games	479
06-10	Utahya Drye, 124 games	472
10-14	Monet Tellier, 118 games	468
99-03	Chrystal Starling, 121 games	462

FIELD GOALS MADE (SEASON)

13-14	Uju Ugoka, Sr., 29 games	213
86-87	Renee Dennis, Sr., 29 games	212
07-08	Brittany Cook, Jr., 30 games	206
89-90	Amy Byrne, Sr., 28 games	205
94-95	Jenny Root, Sr., 31 games	204
87-88	Michelle Bain, Sr., 28 games	204
85-86	Susan Walvius, Sr., 28 games	202
85-86	Renee Dennis, Jr., 27 games	201
01-02	Ieva Kublina, So., 32 games	198
98-99	Tere Williams, So., 31 games	192

THREE-POINT FG MADE (CAREER)

02-06	Carrie Mason, 123 games	200
2013-	Vanessa Panousis, 93 games	198
06-10	Lindsay Biggs, 123 games	188
97-02	Sarah Hicks, 119 games	157
12-16	Hannah Young, 114 games	139
88-91	Jeni Garber, 56 games	127
10-14	Monet Tellier, 118 games	101
87-92	Dayna Sonovick, 85 games	83
00-04	Ieva Kublina, 126 games	77
09-13	Alyssa Fenyn, 120 games	72

FIELD-GOAL PERCENTAGE (CAREER)

(Minimum 3 made per game)

97-01	Tere Williams, 118 games	(694-1263)	.549
91-95	Jenny Root, 117 games	(626-1163)	.538
84-88	Michelle Bain, 110 games	(447-851)	.525
86-90	Missy Sallade, 108 games	(328-630)	.521
81-85	Taiqua Brittingham, 105 games	(383-751)	.511
96-00	Kim Seaver, 115 games	(372-738)	.504
02-06	Dawn Chriss, 116 games	(424-858)	.494
82-86	Susan Walvius, 105 games	(505-1046)	.483
79-81	Julie Williams, 58 games	(269-560)	.480
05-08	Brittany Cook, 94 games	(393-822)	.478

FIELD-GOAL PERCENTAGE (SEASON)

(Minimum 4 made per game)

98-99	Tere Williams, So., 31 games	(192-319)	.602
99-00	Tere Williams, Jr., 27 games	(156-262)	.595
92-93	Jenny Root, So., 28 games	(163-281)	.580
88-89	Missy Sallade, Jr., 29 games	(138-241)	.573
87-88	Michelle Bain, Sr., 28 games	(204-362)	.564
97-98	Tere Williams, Fr., 31 games	(170-316)	.538
94-95	Jenny Root, Sr., 31 games	(204-383)	.533
83-84	Taiqua Brittingham, Jr., 29 games	(164-310)	.531
86-87	Michelle Bain, Jr., 29 games	(131-249)	.526
84-85	Renee Dennis, So., 29 games	(163-313)	.521

THREE-POINT FG MADE (SEASON)


14-15	Vanessa Panousis, Jr., 31 games	77
15-16	Hannah Young, 32 games	74
08-09	Lindsay Biggs, Jr., 30 games	71
90-91	Jeni Garber, Sr., 27 games	70
01-02	Sarah Hicks, Sr., 32 games	64
15-16	Vanessa Panousis, 32 games	63
05-06	Carrie Mason, Sr., 31 games	62
13-14	Vanessa Panousis, Fr., 30 games	58
09-10	Lindsay Biggs, Sr., 30 games	57
88-89	Jeni Garber, Jr., 29 games	57

FREE THROWS MADE (CAREER)

96-01	Amy Wetzel, 129 games	489
83-87	Renee Dennis, 115 games	431
97-01	Tere Williams, 118 games	361
99-03	Chrystal Starling, 121 games	351
00-04	Ieva Kublina, 126 games	344
86-90	Amy Byrne, 113 games	333
91-95	Jenny Root, 117 games	329
10-14	Monet Tellier, 118 games	294
02-06	Carrie Mason, 123 games	293
81-85	Robin Lee, 112 games	279

FREE THROWS MADE (SEASON)

98-99	Amy Wetzel, So., 31 games	153
89-90	Amy Byrne, Sr., 28 games	151
85-86	Renee Dennis, Jr., 27 games	136
86-87	Renee Dennis, Sr., 29 games	134
88-89	Missy Sallade, Jr., 29 games	124
06-07	Nare Diawara, Sr., 34 games	115
02-03	Ieva Kublina, Jr., 32 games	112
97-98	Amy Wetzel, r-Fr., 31 games	112
80-81	Maureen Corrigan, Jr., 30 games	110
88-89	Amy Byrne, Jr., 29 games	109



TERE WILLIAMS

REBOUNDS (CAREER)

97-01	Tere Williams, 118 games	855
00-04	Ieva Kublina, 126 games	845
91-95	Jenny Root, 117 games	815
83-87	Renee Dennis, 115 games	792
02-06	Kerri Gardin, 116 games	784
01-05	Erin Gibson, 123 games	752
79-83	Tammie Edwards, 107 games	658
06-10	Utahya Drye, 124 games	645
82-86	Susan Walvius, 105 games	644
84-88	Michelle Bain, 110 games	618
86-90	Amy Byrne, 113 games	618

REBOUNDS (SEASON)

05-06	Kerri Gardin, Sr., 29 games	289
13-14	Uju Ugoka, Sr., 29 games	277
81-82	Tammie Edwards, Jr., 28 games	275
06-07	Nare Diawara, Sr., 34 games	274
85-86	Susan Walvius, Sr., 28 games	272
94-95	Jenny Root, Sr., 31 games	253
88-89	Missy Sallade, Jr., 29 games	252
01-02	Ieva Kublina, So., 32 games	249
95-96	Michelle Hollister, So., 27 games	245
97-98	Tere Williams, Fr., 31 games	239

REBOUNDING AVERAGE (CAREER)

97-01	Tere Williams, 118 games	7.2
91-95	Jenny Root, 117 games	7.0
76-79	Karen Garbis, 62 games	7.0
79-83	Tammie Edwards, 107 games	7.0
83-87	Renee Dennis, 115 games	6.9
00-04	Ieva Kublina, 126 games	6.7
02-06	Kerri Gardin, 119 games	6.6
79-81	Julie Williams, 58 games	6.3
01-05	Erin Gibson, 94 games	6.1
82-86	Susan Walvius, 105 games	6.1

REBOUNDING AVERAGE (SEASON)

05-06	Kerri Gardin, Sr., 29 games	10.0
81-82	Tammie Edwards, Jr., 28 games	9.8
85-86	Susan Walvius, Sr., 28 games	9.7
13-14	Uju Ugoka, Sr., 29 games	9.6
95-96	Michelle (Hollister) Houseright, So., 27 games	9.1

88-89	Missy Sallade, Jr., 29 games	8.7
82-83	Tammie Edwards, Sr., 25 games	8.6
89-90	Missy Sallade, Sr., 28 games	8.5
12-13	Uju Ugoka, Jr., 17 games	8.5
85-86	Renee Dennis, Jr., 27 games	8.3

BLOCKED SHOTS (CAREER)


00-04	Ieva Kublina, 126 games	256
82-86	Susan Walvius, 105 games	204
96-00	Kim Seaver, 115 games	136
12-16	Taijah Campbell, 98 games	135
91-95	Jenny Root, 117 games	133
01-05	Erin Gibson, 123 games	122
84-88	Michelle Bain, 110 games	109
05-09	Amber Hall, 97 games	105
02-06	Kerri Gardin, 119 games	91
03-07	Nare Diawara, 90 games	88

BLOCKED SHOTS (SEASON)

85-86	Susan Walvius, Sr., 28 games	93
01-02	Ieva Kublina, So., 32 games	86
84-85	Susan Walvius, Jr., 28 games	73
03-04	Ieva Kublina, Sr., 31 games	73
02-03	Ieva Kublina, Jr., 32 games	62
96-97	Kim Seaver, Fr., 31 games	54
07-08	Amber Hall, Jr., 30 games	53
06-07	Nare Diawara, Sr., 34 games	53
96-97	Meg Hunter, Fr., 31 games	49
13-14	Taijah Campbell, So., 30 games	45

STEALS (CAREER)

81-85	Taiqua Brittingham, 105 games	252
96-01	Amy Wetzel, 129 games	235
96-99	Lisa Witherspoon, 112 games	219
03-07	Kirby Copeland, 118 games	190
05-09	Laura Haskins, 123 games	175
78-81	Sandy Berry, 83 games	175
02-06	Carrie Mason, 123 games	173
02-06	Dawn Chriss, 116 games	164
91-95	Lisa Leftwich, 111 games	161
02-06	Kerri Gardin, 119 games	157
81-84	Jackie Ansley, 83 games	157



LISA WITHERSPOON

ASSISTS (CAREER)

96-99	Lisa Witherspoon, 112 games	635
83-87	Maureen Donovan, 115 games	410
96-01	Amy Wetzel, 129 games	399
05-09	Laura Haskins, 123 games	389
78-81	Sandy Berry, 83 games	380
91-95	Lisa Leftwich, 111 games	371
92-96	Terri Garland, 114 games	369
02-06	Carrie Mason, 123 games	364
88-92	Phyllis Tonkin, 100 games	320
08-11	Nikki Davis, 80 games	318
10-14	Monet Tellier, 118 games	318

ASSISTS (SEASON)

98-99	Lisa Witherspoon, Sr., 30 games	246
97-98	Lisa Witherspoon, Jr., 31 games	219
85-86	Maureen Donovan, Jr., 28 games	164
99-00	Amy Wetzel, Jr., 31 games	152
06-07	Kirby Copeland, Sr., 34 games	146
86-87	Maureen Donovan, Sr., 29 games	143
10-11	Nikki Davis, Sr., 30 games	140
79-80	Sandy Berry, Jr., 29 games	139
08-09	Laura Haskins, Sr., 30 games	138
15-16	Chanette Hicks, 32 games	134

FREE-THROW PERCENTAGE (CAREER)

(Minimum 1.5 made per game)

91-95	Christi Osborne, 117 games	(267-322)	.829
99-03	Chrystal Starling, 121 games	(351-425)	.826
95-99	Kelly Drinka, 83 games	(129-159)	.811
02-06	Carrie Mason, 123 games	(293-366)	.801
90-94	Sue Logsdon, 105 games	(203-257)	.790
89-93	Lisa Griffith, 102 games	(191-247)	.773
00-04	Ieva Kublina, 126 games	(344-447)	.770
96-01	Amy Wetzel, 129 games	(489-635)	.770
80-82	Maureen Corrigan, 55 games	(166-218)	.761
86-90	Amy Byrne, 113 games	(333-438)	.760

FREE-THROW PERCENTAGE (SEASON)

(Min. 60 attempts)

90-91	Sue Logsdon, Fr., 27 games	(72-81)	.889
14-15	Vanessa Panousis, So., 31 games	(56-63)	.889
93-94	Christi Osborne, Jr., 30 games	(97-111)	.874
00-01	Chrystal Starling, So., 31 games	(93-107)	.869
02-03	Chrystal Starling, Sr., 27 games	(88-102)	.863
92-93	Lisa Griffith, Sr., 28 games	(62-74)	.838
03-04	Dawn Chriss, So., 31 games	(87-104)	.837
04-05	Carrie Mason, Jr., 29 games	(64-77)	.831
90-91	Lisa Griffith, So., 27 games	(74-89)	.831
88-89	Amy Byrne, Jr., 29 games	(109-133)	.820

SUE LOGSDON



STEALS (SEASON)

15-16	Chanette Hicks, 32 games	91
83-84	Taiqua Brittingham, Jr., 29 games	78
96-97	Renee Maitland, Jr., 31 games	77
78-79	Sandy Berry, So., 24 games	70
06-07	Kirby Copeland, Sr., 34 games	68
83-84	Jackie Ansley, Sr., 30 games	68
10-11	Nikki Davis, Sr., 30 games	67
84-85	Taiqua Brittingham, Sr., 23 games	66
82-83	Taiqua Brittingham, So., 25 games	62
97-98	Lisa Witherspoon, Jr., 31 games	62

THE 1,000-POINT CLUB



RENEE DENNIS - 1,791

Year	G/GS	Min.	FG-FGA	Pct.	3P-3PA	Pct.	FT-FTA	Pct.	Reb.	Avg.	A	TO	BS	ST	Pts.	Avg.
1983-84	30/2	618	104-231	.450	-----	----	75-115	.647	148	4.9	9	50	5	11	283	9.4
1984-85	29/25	789	163-313	.521	-----	----	86-138	.623	215	7.4	11	73	8	21	412	14.2
1985-86	27/27	956	201-445	.452	-----	----	136-202	.673	224	8.3	25	98	4	22	538	19.9
1986-87	29/29	1,001	212-472	.449	-----	----	134-182	.736	205	7.1	46	100	1	22	558	19.2
Total	115/83	3,364	680-1,461	.465	-----	----	431-638	.676	792	6.9	91	321	18	76	1,791	15.6



TERE WILLIAMS - 1,750

Year	G/GS	Min.	FG-FGA	Pct.	3P-3PA	Pct.	FT-FTA	Pct.	Reb.	Avg.	A	TO	BS	ST	Pts.	Avg.
1997-98	31/28	776	170-316	.538	0-0	.000	74-124	.597	239	7.6	16	82	16	38	414	13.4
1998-99	30/29	822	192-319	.604	0-0	.000	84-113	.750	221	7.5	27	66	22	29	468	15.6
1999-00	27/25	807	156-262	.595	0-1	.000	99-122	.811	218	8.4	19	76	14	32	411	15.1
2000-01	30/30	814	176-366	.481	1-15	.067	104-136	.764	177	5.9	30	78	16	26	457	15.2
Total	118/112	3,219	694-1,263	.550	1-16	.063	361-495	.729	853	7.2	92	305	67	123	1,750	14.8



IEVA KUBLINA - 1,647

Year	G/GS	Min	FG-FGA	Pct.	3P-3PA	Pct.	FT-FTA	Pct.	Reb.	Avg.	A	TO	BS	ST	Pts.	Avg.
2000-01	31/3	642	87-199	.437	13-38	.342	55-85	.647	154	5.0	15	46	35	11	242	7.8
2001-02	32/32	976	198-419	.473	20-53	.377	82-107	.766	249	7.8	30	74	86	23	498	15.6
2002-03	32/32	1,046	173-383	.452	23-65	.354	112-140	.800	238	7.4	44	81	62	30	481	15.0
2003-04	31/31	999	155-374	.414	21-78	.269	95-115	.826	204	6.6	26	72	73	23	426	13.7
Total	126/98	3,663	613-1,375	.446	77-234	.329	344-447	.770	845	6.7	115	273	256	87	1,647	13.1



JENNY ROOT - 1,582

Year	G/GS	Min.	FG-FGA	Pct.	3P-3PA	Pct.	FT-FTA	Pct.	Reb.	Avg.	A	TO	BS	ST	Pts.	Avg.
1991-92	28/1	527	94-176	.534	1-2	1.000	50-70	.714	120	4.3	12	38	27	14	239	8.5
1992-93	28/25	777	163-281	.580	0-0	.000	90-123	.732	224	8.0	22	58	39	20	416	14.9
1993-94	30/30	924	165-323	.511	0-0	.000	87-136	.640	218	7.3	21	46	30	26	417	13.9
1994-95	31/31	962	204-383	.533	0-0	.000	102-157	.650	253	8.2	29	74	37	27	510	16.5
Total	117/87	3,190	626-1,163	.538	1-2	1.000	329-486	.677	815	7.0	85	216	133	87	1,582	13.5



CHRISTI OSBORNE - 1,500

Year	G/GS	Min	FG-FGA	Pct.	3P-3PA	Pct.	FT-FTA	Pct.	Reb.	Avg.	A	TO	BS	ST	Pts.	Avg.
1991-92	28/20	880	120-271	.443	9-26	.333	37-45	.822	144	5.1	66	79	15	24	286	10.2
1992-93	28/28	917	149-335	.445	24-60	.400	62-79	.785	142	5.1	92	73	14	30	384	13.7
1993-94	30/30	1,000	161-373	.432	15-51	.294	97-111	.874	138	4.6	78	72	8	18	434	14.5
1994-95	31/31	1,054	151-365	.414	23-78	.295	71-87	.816	142	4.6	80	71	17	24	396	12.8
Total	117/109	3,851	581-1,344	.432	71-215	.329	267-322	.829	566	4.8	316	295	54	96	1,500	12.8



AMY WETZEL - 1,444

Year	G/GS	Min	FG-FGA	Pct.	3P-3PA	Pct.	FT-FTA	Pct.	Reb.	Avg.	A	TO	BS	ST	Pts.	Avg.
1996-97	6/1	180	18-43	.419	7-19	.368	28-34	.824	23	3.8	10	10	2	17	71	11.8
1997-98	31/27	908	106-235	.451	6-43	.140	112-140	.800	126	4.1	67	81	6	57	330	10.6
1998-99	30/29	1,032	127-307	.414	25-65	.385	153-203	.754	167	5.6	84	92	3	55	432	14.6
1999-00	31/31	1,059	105-242	.434	14-44	.318	101-138	.732	140	4.5	152	110	7	57	325	10.5
2000-01	31/31	950	88-206	.427	15-37	.405	95-120	.792	109	3.5	86	76	1	49	286	9.2
Total	129/119	4,129	444-1,033	.430	67-208	.322	489-635	.770	565	4.4	399	369	19	235	1,444	11.2



CARRIE MASON - 1,369

Year	G/GS	Min	FG-FGA	Pct.	3P-3PA	Pct.	FT-FTA	Pct.	Reb.	Avg.	A	TO	BS	ST	Pts.	Avg.
2002-03	32/30	1,108	107-229	.467	42-103	.408	82-106	.774	108	3.4	106	101	4	26	338	10.6
2003-04	31/31	1,100	114-272	.419	51-129	.395	79-99	.798	91	2.9	84	86	4	58	358	11.5
2004-05	29/29	955	97-245	.396	45-108	.417	64-77	.831	80	2.8	98	93	12	30	303	10.4
2005-06	31/31	1,016	120-260	.462	62-140	.443	68-84	.810	59	1.9	76	80	3	59	370	11.9
Total	123/121	4,179	438-1,006	.435	200-480	.417	293-366	.801	338	2.7	364	360	23	173	1,369	11.1



CHRYSTAL STARLING - 1,340

Year	G/GS	Min	FG-FGA	Pct.	3P-3PA	Pct.	FT-FTA	Pct.	Reb.	Avg.	A	TO	BS	ST	Pts.	Avg.
1999-00	31/23	890	132-288	.458	13-29	.448	66-87	.759	119	3.8	77	104	9	44	343	11.1
2000-01	31/1	764	108-254	.425	15-50	.300	93-107	.869	136	4.4	49	83	14	27	324	10.5
2001-02	32/18	805	119-270	.441	22-68	.324	104-129	.806	97	3.0	50	60	6	33	364	11.4
2002-03	27/16	730	103-263	.392	15-63	.238	88-102	.863	105	3.9	45	78	2	25	309	11.4
Total	121/58	3,189	462-1,075	.429	65-210	.310	351-425	.826	457	3.8	221	325	31	129	1,340	11.1

THE 1,000-POINT CLUB



MONET TELLIER - 1,048

Year	G/GS	Min	FG-FGA	Pct.	3P-3PA	Pct.	FT-FTA	Pct.	Reb.	Avg.	A	TO	BS	ST	Pts.	Avg.
2010-11	30/16	759	88-231	.381	13-41	.317	51-84	.607	124	4.1	52	102	7	41	240	8.0
2011-12	30/28	1024	141-427	.330	43-149	.289	87-126	.690	135	4.5	73	117	12	46	412	13.7
2012-13	30/27	900	135-360	.375	30-88	.341	96-133	.722	167	5.6	96	108	6	36	396	13.2
2013-14	28/28	912	104-249	.418	15-54	.278	60-95	.632	164	5.9	97	71	1	30	283	10.1
Total	118/99	3,675	468-1,267	.369	101-332	.304	294-438	.671	590	5.0	318	398	26	153	1,331	11.3



AMY BYRNE - 1,291

Year	G/GS	Min	FG-FGA	Pct.	3P-3PA	Pct.	FT-FTA	Pct.	Reb.	Avg.	A	TO	BS	ST	Pts.	Avg.
1986-87	28/0	306	38-108	.352	-----	----	46-60	.767	83	3.0	11	29	4	11	122	4.4
1987-88	28/1	490	73-177	.412	0-2	.000	27-42	.643	116	4.1	16	27	5	13	173	6.2
1988-89	29/29	882	163-324	.503	0-0	.000	109-133	.820	217	7.5	19	69	6	23	435	15.0
1989-90	28/28	894	205-412	.498	0-1	.000	151-203	.744	202	7.2	26	66	2	26	561	20.0
Total	113/58	2,572	479-1,021	.469	0-3	.000	333-438	.760	618	5.5	72	191	17	73	1,291	11.4



UTAHYA DRYE - 1,166

Year	G/GS	Min	FG-FGA	Pct.	3P-3PA	Pct.	FT-FTA	Pct.	Reb.	Avg.	A	TO	BS	ST	Pts.	Avg.
2006-07	24/2	428	43-101	.426	0-2	.000	21-31	.677	70	2.1	22	46	1	24	107	3.1
2007-08	30/30	985	119-259	.459	4-15	.267	47-67	.701	183	6.1	64	103	9	41	289	9.6
2008-09	30/30	1037	176-377	.467	3-15	.200	75-102	.735	195	6.5	53	102	9	48	430	14.3
2009-10	30/30	970	134-283	.473	3-7	.429	69-97	.711	197	6.6	83	108	9	40	340	11.3
Total	124/92	3,420	472-1,020	.463	10-39	.256	212-297	.714	645	5.2	222	359	28	153	1,166	9.4



SUSAN WALVIUS - 1,161

Year	G/GS	Min	FG-FGA	Pct.	3P-3PA	Pct.	FT-FTA	Pct.	Reb.	Avg.	A	TO	BS	ST	Pts.	Avg.
1982-83	24/0	300	63-144	.436	-----	----	13-16	.813	77	3.2	6	25	17	8	139	5.8
1983-84	25/1	317	65-143	.454	-----	----	26-36	.722	87	3.5	6	20	21	5	156	6.2
1984-85	28/26	753	175-352	.497	-----	----	41-62	.661	208	7.4	17	58	73	27	391	14.0
1985-86	28/28	884	202-407	.496	-----	----	71-97	.732	272	9.7	25	41	93	26	475	17.0
Total	105/55	2,254	505-1,046	.483	-----	----	151-211	.716	644	6.1	54	144	204	66	1,161	11.1



ROBIN LEE - 1,147

Year	G/GS	Min	FG-FGA	Pct.	3P-3PA	Pct.	FT-FTA	Pct.	Reb.	Avg.	A	TO	BS	ST	Pts.	Avg.
1981-82	28/26	757	126-309	.408	-----	----	98-135	.726	126	4.5	23	83	13	27	350	12.5
1982-83	25/24	640	95-255	.373	-----	----	44-74	.595	101	4.0	34	63	9	17	234	9.4
1983-84	30/30	744	105-265	.396	-----	----	79-104	.760	172	5.7	64	88	20	20	289	9.6
1984-85	29/26	639	108-233	.464	-----	----	58-74	.784	97	3.3	58	82	8	26	274	9.4
Total	112/106	2,780	434-1,062	.409	-----	----	279-387	.721	496	4.4	79	316	50	90	1,147	10.2



DAWN CHRISS - 1,121

Year	G/GS	Min	FG-FGA	Pct.	3P-3PA	Pct.	FT-FTA	Pct.	Reb.	Avg.	A	TO	BS	ST	Pts.	Avg.
2002-03	25/0	235	28-54	.519	0-0	.000	23-32	.719	44	1.8	21	17	3	14	79	3.2
2003-04	31/31	943	114-237	.481	1-3	.333	87-104	.837	146	4.7	72	81	28	44	316	10.2
2004-05	29/29	789	118-241	.490	1-8	.125	81-112	.723	123	4.2	62	55	14	49	318	11.0
2005-06	31/31	908	164-326	.503	3-14	.214	77-110	.700	139	4.5	65	77	16	57	408	13.2
Total	116/91	2,875	424-858	.494	5-25	.200	268-358	.749	452	3.9	220	230	61	164	1,121	9.7



ERIN GIBSON - 1,117

Year	G/GS	Min	FG-FGA	Pct.	3P-3PA	Pct.	FT-FTA	Pct.	Reb.	Avg.	A	TO	BS	ST	Pts.	Avg.
2001-02	32/0	533	84-168	.500	0-0	.000	34-59	.576	148	4.6	9	52	26	22	202	6.3
2002-03	31/30	916	118-249	.474	0-1	.000	64-126	.508	216	7.0	30	66	29	28	300	9.7
2003-04	31/30	956	111-229	.485	0-0	.000	65-108	.602	215	6.9	24	64	24	13	287	9.3
2004-05	29/29	858	126-280	.450	0-1	.000	76-122	.623	173	6.0	32	60	43	29	328	11.3
Total	123/89	3,263	439-926	.474	0-2	.000	239-415	.576	752	6.1	95	242	122	92	1,117	9.1



MICHELLE (HOLLISTER) HOUSERIGHT - 1,112

Year	G/GS	Min	FG-FGA	Pct.	3P-3PA	Pct.	FT-FTA	Pct.	Reb.	Avg.	A	TO	BS	ST	Pts.	Avg.
1994-95	28/0	255	23-92	.250	2-13	.154	18-26	.692	59	2.1	16	34	11	15	66	2.4
1995-96	27/26	816	177-360	.492	6-19	.316	107-172	.622	245	9.1	24	76	23	53	467	17.3
1996-97	Did not play															
1997-98	29/6	652	108-217	.498	0-0	.000	60-94	.638	165	5.7	35	64	12	27	276	9.5
1998-99	31/11	669	118-243	.486	1-2	.500	66-88	.750	140	4.5	30	47	7	46	303	9.8
Total	115/43	2,392	426-912	.467	9-34	.265	251-380	.661	609	5.3	105	221	53	141	1,112	9.7



KIRBY COPELAND - 1,094

Year	G/GS	Min	FG-FGA	Pct.	3P-3PA	Pct.	FT-FTA	Pct.	Reb.	Avg.	A	TO	BS	ST	Pts.	Avg.
2003-04	30/0	346	38-97	.392	0-0	.000	24-39	.615	70	2.3	29	56	3	26	100	3.3
2004-05	26/13	508	75-208	.361	0-7	.000	72-101	.713	101	3.9	55	69	2	38	222	8.5
2005-06	30/29	768	114-291	.392	2-15	.133	63-103	.612	100	3.3	87	92	3	58	293	9.8
2006-07	32/32	1002	191-447	.428	18-69	.261	79-124	.637	118	3.7	146	125	6	68	479	15.0
Total	118/74	2624	418-1042	.401	20-91	.220	238-367	.649	389	3.3	317	342	14	190	1094	9.3



SARAH HICKS - 1,092

Year	G/GS	Min	FG-FGA	Pct.	3P-3PA	Pct.	FT-FTA	Pct.	Reb.	Avg.	A	TO	BS	ST	Pts.	Avg.
1997-98	25/0	232	37-80	.463	15-40	.375	17-26	.654	39	1.6	19	25	2	3	106	4.6
1998-99	(redshirted)															
1999-00	31/22	908	114-287	.397	36-140	.257	36-52	.692	144	4.6	78	70	11	18	300	9.7
2000-01	31/31	895	107-246	.435	42-108	.389	44-59	.746	164	5.3	84	60	6	29	300	9.7
2001-02	32/32	1,101	133-309	.430	64-160	.400	56-76	.737	168	5.3	112	81	13	11	386	12.1
Total	119/85	3,136	391-922	.424	157-448	.350	153-213	.718	515	4.3	293	236	32	61	1,092	9.2



ANGIE KELLY - 1,092

Year	G/GS	Min	FG-FGA	Pct.	3P-3PA	Pct.	FT-FTA	Pct.	Reb.	Avg.	A	TO	BS	ST	Pts.	Avg.
1982-83	22/0	215	40-105	.381	-----	----	24-32	.750	31	1.4	19	23	0	11	104	4.7
1983-84	29/3	599	128-264	.485	-----	----	59-83	.711	76	2.6	36	63	2	41	315	10.9
1984-85	29/26	639	130-303	.429	-----	----	55-76	.724	77	2.7	88	80	4	57	315	10.9
1985-86	24/24	791	153-348	.440	-----	----	52-66	.788	93	3.8	65	69	3	31	358	14.9
Total	104/53	2,244	451-1,020	.442	-----	----	190-257	.739	277	2.6	208	235	9	140	1,092	10.5




MICHELLE BAIN - 1,068

Year	G/GS	Min	FG-FGA	Pct.	3P-3PA	Pct.	FT-FTA	Pct.	Reb.	Avg.	A	TO	BS	ST	Pts.	Avg.
1984-85	25/0	198	39-77	.506	-----	----	18-34	.529	63	2.5	1	26	12	7	96	3.8
1985-86	28/6	480	73-163	.448	-----	----	44-77	.571	145	5.2	7	55	27	12	190	6.8
1986-87	29/28	695	131-249	.526	-----	----	49-92	.533	195	6.7	14	72	43	21	311	10.7
1987-88	28/27	766	204-362	.564	0-0	.000	63-113	.558	215	7.7	11	69	27	19	471	16.8
Total	110/61	2,139	447-851	.525	0-0	.000	174-316	.556	618	5.6	33	222	109	59	1,068	9.7



VANESSA PANOUSIS - 1,065

Year	G/GS	Min	FG-FGA	Pct.	3P-3PA	Pct.	FT-FTA	Pct.	Reb.	Avg.	A	TO	BS	ST	Pts.	Avg.
2013-14	30/30	1000	114-313	.364	58-177	.328	87-107	.813	92	3.1	121	98	3	10	373	12.4
2014-15	31/31	1082	142-437	.325	77-272	.283	56-63	.889	97	3.1	99	90	1	22	417	13.5
2015-16	32/29	924	92-300	.307	63-199	.317	28-31	.903	69	2.2	61	57	2	13	275	8.6
2016-17	Senior Season															



KERRI GARDIN - 1,061

Year	G/GS	Min	FG-FGA	Pct.	3P-3PA	Pct.	FT-FTA	Pct.	Reb.	Avg.	A	TO	BS	ST	Pts.	Avg.
2002-03	30/5	546	53-132	.402	0-0	.000	24-38	.632	96	3.2	52	59	20	24	130	4.4
2003-04	31/29	799	88-256	.344	2-6	.333	64-95	.674	167	5.4	90	91	17	36	242	7.8
2004-05	29/20	750	128-285	.449	7-29	.241	59-96	.615	232	8.0	48	60	29	39	322	11.1
2005-06	29/27	822	150-333	.450	6-17	.353	61-103	.592	289	10.0	69	70	25	58	367	12.7
Total	119/81	2,917	419-1,006	.417	15-52	.288	208-332	.627	784	6.6	259	280	91	157	1,061	8.9



LISA GRIFFITH - 1,033

Year	G/GS	Min	FG-FGA	Pct.	3P-3PA	Pct.	FT-FTA	Pct.	Reb.	Avg.	A	TO	BS	ST	Pts.	Avg.
1989-90	20/0	118	14-45	.311	0-0	.000	12-19	.632	36	1.8	3	6	4	1	40	2.0
1990-91	27/26	708	119-254	.469	7-18	.389	74-89	.831	137	5.1	17	39	21	17	319	11.8
1991-92	27/27	659	132-264	.500	26-58	.448	43-65	.662	130	4.8	20	49	18	16	333	12.3
1992-93	28/28	725	124-269	.461	31-82	.378	62-74	.838	177	6.3	22	57	34	26	341	12.2
Total	102/81	2,210	389-832	.468	64-158	.405	191-247	.773	480	4.7	62	151	77	60	1,033	10.1



BRITTANY COOK - 1,006

Year	G/GS	Min	FG-FGA	Pct.	3P-3PA	Pct.	FT-FTA	Pct.	Reb.	Avg.	A	TO	BS	ST	Pts.	Avg.
2004-05	DNP -- Knee surgery															
2005-06	30/0	384	42-114	.368	15-57	.263	13-29	.448	56	1.9	23	28	6	18	112	3.7
2006-07	34/25	939	145-298	.487	20-69	.290	47-62	.758	166	4.9	74	88	10	42	357	10.5
2007-08	30/30	1014	206-410	.502	30-84	.357	95-124	.766	191	6.4	76	134	12	49	537	17.9
Total	94/55	2337	393-822	.478	65-210	.310	155-215	.721	413	4.4	173	250	28	109	1006	10.7

ALL-TIME BEST PERFORMANCES IN THE CASSELL



INDIVIDUAL (VIRGINIA TECH)

Points	34	Renee Dennis vs. Memphis State (2/7/87)
FG made	14	Renee Dennis vs. Florida State (1/3/87) & vs. Memphis State (2/7/87)
FG att.	30	Renee Dennis vs. Memphis State (2/7/87)
3-pt. FG made	6	Hannah Young vs. Coppin State (12/13/15)
	6	Vanessa Panousis vs. George Mason (11/15/16)
	6	Jeni Garber vs. West Virginia (12/20/90)
	6	Sarah Hillyer vs. Florida State (2/3/90)
3-pt. FG att.	15	Aerial Wilson vs. Clemson (2/3/12)
	15	Sarah Hicks vs. Duke (12/8/99)
FT made	15	Robin Lee vs. Florida State (1/16/82)
FT att.	17	Robin Lee vs. Florida State (1/16/82)
Off. Reb.	11	Utahya Drye vs. USC Upstate (2/2/09)
Def. Reb.	15	Kerri Gardin vs. Virginia (2/13/05)
Tot. Reb.	21	Kerri Gardin vs. Virginia (2/13/05)
	21	Nicole Jones vs. Hampton (12/29/99)
Assists	13	Lisa Leftwich vs. VCU (2/8/92)
	13	Lisa Witherspoon vs. Dayton (1/4/99)
Turnovers	13	Sherry Banks vs. George Washington (1/21/97)
Blocks	9	Susan Walvius vs. Florida State (1/4/86)
Steals	9	Taiqua Brittingham vs. Northwestern (12/22/83)

TEAM (VIRGINIA TECH)

Points	105	vs. Cincinnati (2/10/84)
		vs. Southern Mississippi (12/28/04)
FG made	44	vs. West Virginia Wesleyan (11/18/80)
FG att.	94	vs. Appalachian State (11/17/79)
3-pt. FG made	14	vs. George Mason (11/15/15)
3-pt. FG att.	26	vs. Syracuse (1/4/03)
FT made	43	vs. Yale (1/9/82)
FT att.	58	vs. Yale (1/9/82)
Off. Reb.	43	vs. Liberty (1/8/90)
Def. Reb.	43	vs. Longwood (2/10/11)
Tot. Reb.	75	vs. Liberty (1/8/90)
Assists	28	vs. Florida State (2/20/88); vs. Tulane (1/10/85)
		vs. Bucknell (11/17/13)
Turnovers	38	vs. East Tennessee State (12/10/77)
Blocks	14	vs. East Tennessee State (12/21/93)
Steals	19	vs. Charleston (12/5/86)

INDIVIDUAL (OPPONENT)

Points	36	Anna Freeman, Appalachian State (11/14/12)
FG made	16	Heather Burge, Virginia (12/8/92)
FG att.	36	Vivian Greene, Norfolk State (1/15/77)
3-pt. FG made	6	Anna Freeman, Appalachian State (11/14/12)
	6	Janine Aldridge, William & Mary (11/21/11)
	6	Amy Watson, UT Martin (12/28/02)
	6	Rachelle Racht, Fordham (3/1/96)
3-pt. FG att.	16	Shamauria Bridges, ETSU (11/29/14)
FT made	15	Paula Dolan, Charleston (12/19/81)
		Lisa Allison, Campbell vs. Drexel (12/30/92)
		Angela Crosby, App. St. vs. W&M (12/29/93)
FT att.	19	Paula Dolan, Charleston (12/19/81)
Off. Reb.	10	Avery Warley, Liberty (12/30/08)
Def. Reb.	15	Carolyn Dehn-Duhr, JMU (12/10/88)
Tot. Reb.	23	Jenette Reed, Marshall vs. Campbell (12/29/92)
Assists	11	Sharnee Zoll, Virginia (2/17/08)
		Jasmine Young, ECU vs. Georgetown (12/29/07)
		Jayme Chikos, Elon vs. Hampton (12/30/01)
		Jaymee Wappes, BGU vs. Hampton (12/30/99)
		Corey Hewitt, Loyola, Md. vs. S.C. (12/29/96)
		Jan Cameron, UT-Chattanooga (1/8/94)
		Angela Jackson, Old Dominion (12/21/89)
Turnovers	14	Karin Vadelund, G. Washington (12/4/88)
Blocks	11	Svetlana Pankratova, VCU (2/12/94)
Steals	9	Laine Selwyn, Pittsburgh (12/21/89)

TEAM (OPPONENT)

Points	108	Old Dominion (1/27/78)
FG made	45	Old Dominion (1/27/78)
FG att.	91	Cincinnati (2/10/84)
3-pt. FG made	14	Connecticut (2/7/01)
3-pt. FG att.	28	ETSU (11/29/14)
		USC Upstate (2/2/09)
		Connecticut (2/7/01)
FT made	32	Radford (1/20/93)
FT att.	43	Florida State (1/3/87)
	43	Radford (12/6/86)
Off. Reb.	29	North Carolina (1/14/10)
Def. Reb.	39	Maryland (2/4/08)
Tot. Reb.	62	Virginia Union (2/9/78)
Assists	24	Connecticut (2/7/01)
Turnovers	47	Radford (11/28/81)
		Appalachian State (11/17/79)
Blocks	13	Virginia Commonwealth (2/12/94)
Steals	22	Virginia (12/8/87)

YEAR-BY-YEAR RESULTS

1976-77

Coach: John Wetzel
Record: 7-9

Dec. 4	Virginia State	L	42-46
Dec. 9	at Virginia	L	52-54
Dec. 14	at Bridgewater	W	59-55
Jan. 5	at East Tennessee State	L	58-71
Jan. 12	at Radford	L	50-60
Jan. 15	Norfolk State	L	55-68
Jan. 18	Emory & Henry	W	49-48
Jan. 25	Longwood	W	59-47
Jan. 28	at William & Mary	W	57-47
Feb. 2	at Old Dominion	L	39-82
Feb. 3	at VCU	W	53-43
Feb. 15	Roanoke	W	71-68
Feb. 19	James Madison	W	56-46
Feb. 24	Virginia	L	58-67
Mar. 3	vs. James Madison ¹	L	37-47
Mar. 4	vs. Norfolk State ¹	L	49-56

1 - Virginia State Tournament - Norfolk, Va.

1977-78

Coach: Carolyn Owen
Record: 8-16

Dec. 7	Bridgewater	L	65-77
Dec. 9	Emory & Henry	W	61-52
Dec. 10	East Tennessee State	L	57-78
Dec. 19	vs. George Washington ¹	W	65-57
Dec. 20	vs. William & Mary ¹	L	65-80
Jan. 9	at Virginia	L	39-54
Jan. 16	Morris Harvey	L	78-81
Jan. 20	at Virginia State	L	55-81
Jan. 21	at Norfolk State	L	68-86
Jan. 24	Radford	L	52-73
Jan. 27	#7 Old Dominion	L	48-108
Feb. 3	VCU	W	87-45
Feb. 4	William & Mary	W	65-57
Feb. 7	at Longwood	L	59-68
Feb. 9	Virginia Union	W	73-68
Feb. 16	at James Madison	L	47-66
Feb. 17	at VCU	W	75-47
Feb. 20	at Radford	L	68-81
Feb. 22	at West Virginia	L	72-75
Feb. 25	at Emory & Henry	W	75-59
Feb. 27	at East Tennessee State	L	64-74
Feb. 28	at Roanoke	W	76-56
Mar. 2	at Old Dominion ²	L	53-83
Mar. 3	vs. Virginia ²	L	38-58

1 - VCU Christmas Tournament - Richmond, Va.

2 - Virginia State Tournament - Norfolk, Va.

1978-79

Coach: Carol Alfano
Record: 9-15

Nov. 28	at Marshall	L	67-70
Nov. 29	at Morris Harvey	L	69-82
Dec. 6	at Bridgewater	W	70-58
Dec. 9	Wake Forest	L	65-75
Jan. 12	Norfolk State	W	83-62
Jan. 13	Charlotte	L	65-67
Jan. 17	Virginia	L	58-64
Jan. 22	West Virginia Wesleyan	W	83-78
Jan. 23	Virginia State	L	67-69
Jan. 26	at George Washington	L	65-76
Jan. 27	at Virginia Union	L	59-73
Jan. 30	James Madison	W	57-49
Feb. 1	Lenoir-Rhyne	L	73-87
Feb. 2	American	L	72-73
Feb. 8	at Old Dominion	L	47-91
Feb. 9	at Georgetown	L	57-62
Feb. 14	Radford	L	60-66
Feb. 15	Longwood	W	81-55
Feb. 21	West Virginia	W	73-61
Feb. 23	at William & Mary	W	64-59
Feb. 24	at VCU	L	56-69
Mar. 1	James Madison ¹	L	64-66
Mar. 2	VCU ¹	W	75-54
Mar. 3	Norfolk State ¹	W	70-53

1 - Virginia State Tournament - Blacksburg, Va.

1979-80

Coach: Carol Alfano
Record: 17-12

Nov. 17	Appalachian State	W	78-55
Nov. 20	at East Tennessee State	W	75-63
Nov. 28	at North Carolina	L	73-82
Dec. 1	VCU	W	87-66
Dec. 8	at South Carolina	L	68-86
Dec. 17	at Florida State ¹	L	57-67
Dec. 18	vs. St. Louis ¹	W	71-60
Dec. 19	vs. Cincinnati ¹	L	58-66

Jan. 4	George Washington	L	53-57
Jan. 6	East Carolina	L	58-75
Jan. 8	William & Mary	W	60-56
Jan. 10	Marshall	W	70-57
Jan. 14	vs. Virginia ²	L	38-48
Jan. 18	at Norfolk State	W	65-61
Jan. 21	Virginia Union	W	71-62
Jan. 23	at Virginia State	W	63-50
Jan. 26	Charlotte	L	61-66
Jan. 29	at James Madison	W	62-55
Feb. 1	Winthrop ³	W	60-54
Feb. 2	East Tennessee State ³	W	65-54
Feb. 5	Old Dominion	L	52-78
Feb. 9	at Florida State	W	77-54
Feb. 11	Charleston W.V.	W	66-59
Feb. 15	at Longwood	W	75-58
Feb. 19	at Pittsburgh	L	54-76
Feb. 20	at West Virginia	W	71-67
Feb. 23	at Radford	W	63-62
Feb. 24	Cincinnati	L	53-54
Feb. 27	Virginia Union ⁴	L	52-63

1 - Metro Tournament - Tallahassee, Fla.

2 - in Richmond, Va.

3 - Virginia Tech Invitational - Blacksburg, Va.

4 - Virginia State Tournament - Blacksburg, Va.

1980-81

Coach: Carol Alfano
Record: 13-17

Nov. 18	West Virginia Wesleyan	W	100-46
Nov. 23	at East Carolina	L	65-70
Nov. 24	at N.C. State	L	68-94
Nov. 29	William & Mary	W	65-63
Dec. 1	South Carolina	F	42-78
Dec. 5	vs. Delaware ¹	W	75-54
Dec. 6	at George Washington ¹	L	54-57
Dec. 11	Virginia State	W	62-45
Dec. 13	vs. West Virginia ²	W	74-67
Dec. 19	vs. Carson-Newman ³	W	71-56
Dec. 20	at East Tennessee State ³	L	50-88
Dec. 29	vs. Georgia ⁴	L	50-65
Jan. 3	vs. Virginia ⁵	L	43-58
Jan. 10	Louisville	L	72-89
Jan. 12	Norfolk State	W	73-37
Jan. 14	at Charlotte	L	67-69
Jan. 17	at Cincinnati	L	58-78
Jan. 24	Duke	W	65-55
Jan. 28	James Madison	W	66-58
Feb. 2	East Tennessee State	W	62-56
Feb. 5	vs. Louisville ⁶	L	64-81
Feb. 6	vs. St. Louis ⁶	L	65-72
Feb. 14	at Charleston W.V.	L	58-60
Feb. 16	at Marshall	W	79-61
Feb. 21	at Appalachian State	L	58-64
Feb. 23	at Virginia Union	L	51-55
Mar. 3	at #3 Old Dominion	L	39-85
Mar. 6	at James Madison ⁷	W	71-65
Mar. 7	vs. #6 Old Dominion ⁷	L	54-65
Mar. 8	vs. Virginia ⁷	L	41-49

1 - George Washington Tournament - Washington, D.C.

2 - in Charleston, W. Va.

3 - ETSU Christmas Tournament - Johnson City, Tenn.

4 - in Harriman, Tenn.

5 - in Roanoke, Va.

6 - Metro Tournament - New Orleans, La.

7 - Virginia State Tournament - Harrisonburg, Va.

1981-82

Coach: Carol Alfano
Record: 16-12; Metro: 0-5

Nov. 24	at William & Mary	W	89-58
Nov. 28	Radford	W	81-63
Dec. 4	vs. American ¹	W	92-57
Dec. 5	at George Washington ¹	W	73-54
Dec. 7	Old Dominion	L	45-82
Dec. 11	at Duke	L	58-71
Dec. 19	Charleston W.V.	W	88-74
Dec. 27	vs. Queens ²	W	100-51
Dec. 28	vs. Detroit Mercy ²	L	47-65
Dec. 29	vs. DePaul ²	W	62-61
Jan. 2	vs. West Virginia ³	(2 OT) L	81-82
Jan. 6	Appalachian State	W	64-57
Jan. 9	Yale	W	95-66
Jan. 12	at East Tennessee State	L	60-80
Jan. 16	Florida State ⁴	L	82-93
Jan. 18	Marshall	W	71-52
Jan. 22	Louisville ⁴	L	68-72
Jan. 25	#5 N.C. State	L	47-48
Jan. 29	vs. Tulane ^{4*}	L	64-72
Jan. 31	at Cincinnati ^{4*}	L	81-86
Feb. 3	Memphis ^{4*}	L	68-77
Feb. 6	vs. Virginia ^{4*}	W	63-56

Feb. 10	at James Madison	W	85-74
Feb. 13	North Carolina	W	76-74
Feb. 16	Liberty	W	77-44
Feb. 20	Roanoke	W	100-67
Feb. 25	vs. Tulane ⁵	W	62-52
Feb. 26	at Memphis ⁵	L	59-83

1 - Belaire Classic - Washington, D.C.

2 - Queens College Tournament - Flushing, N.Y.

3 - in Roanoke, Va.

4 - in Cincinnati, Ohio

5 - Metro Tournament - Memphis, Tenn.

1982-83

Coach: Carol Alfano
Record: 13-12; Metro: 2-3

Nov. 29	at Marshall	W	73-69
Dec. 1	East Tennessee State	W	64-63
Dec. 6	at #12 N.C. State	L	63-79
Dec. 9	at Radford	W	73-63
Dec. 11	Howard	W	78-54
Dec. 18	at Charleston W.V.	W	81-64
Dec. 20	at Old Dominion	L	53-84
Dec. 27	vs. St. John's ¹	L	60-64
Dec. 28	vs. Temple ¹	(2 OT) L	83-85
Jan. 4	#11 Tennessee	L	47-55
Jan. 8	at Virginia	L	66-70
Jan. 15	at West Virginia	L	66-71
Jan. 17	at Appalachian State	W	92-79
Jan. 22	at Memphis ²	L	60-78
Jan. 29	Cincinnati ²	W	86-63
Jan. 31	Louisville ²	W	68-61
Feb. 5	VCU	W	81-57
Feb. 8	at Charlotte	W	66-60
Feb. 11	at Cincinnati ³	L	58-81
Feb. 13	at Louisville ³	L	54-63
Feb. 16	James Madison	W	57-47
Feb. 19	Morehead State	W	61-60
Feb. 21	at #20 North Carolina	L	83-100
Feb. 28	at Liberty	W	78-74
Mar. 6	vs. Memphis ²	L	64-72

1 - Queens College Holiday Classic - Flushing, N.Y.

2 - Metro Tournament - Louisville, Ky.

1983-84

Coach: Carol Alfano
Record: 15-15; Metro: 4-6

Nov. 26	Charleston W.V.	W	101-85
Nov. 29	at East Tennessee State	L	60-67
Dec. 10	at Howard	W	89-65
Dec. 17	Marshall	W	76-64
Dec. 20	Georgia Southern ¹	W	84-61
Dec. 21	Mississippi State ¹	L	87-89
Dec. 22	Northwestern ¹	W	85-77
Dec. 30	vs. North Carolina ²	L	52-73
Dec. 31	vs. #13 N.C. State ²	L	63-74
Jan. 4	vs. Virginia ³	L	70-88
Jan. 7	Appalachian State	W	95-76
Jan. 10	at #8 Tennessee	L	63-77
Jan. 13	West Virginia	W	73-62
Jan. 16	at Morehead State	W	75-62
Jan. 21	Memphis ³	L	62-74
Jan. 28	at Cincinnati ⁴	W	92-86
Jan. 30	at Louisville ⁴	L	72-81
Feb. 4	Florida State ⁴	W	68-63
Feb. 6	Louisville ⁴	W	93-61
Feb. 10	Cincinnati ⁴	W	101-93
Feb. 13	at VCU	W	81-63
Feb. 18	at South Carolina ⁴	L	74-89
Feb. 21	at James Madison	L	59-72
Feb. 24	at Southern Miss. ⁴	L	75-91
Feb. 26	at Tulane ⁴	L	59-64
Mar. 1	#5 Old Dominion	L	67-100
Mar. 3	South Carolina ⁴	L	70-80
Mar. 5	vs. Southern Miss. ⁴	W	94-86
Mar. 6	vs. Louisville ⁴	L	60-63
Mar. 7	vs. South Carolina ⁴	W	89-76

1 - Marriott-Converse Christmas Classic - Blacksburg, Va.

2 - Dogwood Classic - Fayetteville, N.C.

3 - in Roanoke, Va.

4 - Metro Tournament - Cincinnati, Ohio

1984-85

Coach: Carol Alfano
Record: 16-13; Metro: 4-6

Nov. 23	at Tennessee Tech ¹	L	79-94
Nov. 24	vs. Ohio ¹	L	77-79
Nov. 28	East Tennessee State	W	74-51
Dec. 1	vs. North Carolina ²	W	74-73
Dec. 14	at Charleston W.V.	W	109-81
Dec. 17	UT-Chattanooga ³	W	75-59

Dec. 18	#19 Auburn ³	L	60-75
Dec. 19	#16 Louisiana State ³	W	86-77
Dec. 29	at Clemson	L	90-101
Jan. 6	at Florida State ⁴	L	77-85
Jan. 10	Tulane ⁴	W	104-64
Jan. 12	Southern Miss. ⁴	L	73-93
Jan. 16	at #15 Virginia	L	62-74
Jan. 18	at Mississippi State	W	72-66
Jan. 19	at Memphis ⁴	L	72-77
Jan. 21	James Madison	W	73-62
Jan. 26	at Cincinnati ⁴	L	79-90
Jan. 28	at Louisville ⁴	W	79-74
Jan. 30	#02 Old Dominion	L	76-86
Feb. 2	South Carolina ⁴	W	59-58
Feb. 7	Cincinnati ⁴	W	86-74
Feb. 10	Louisville ⁴	L	68-70
Feb. 12	at Marshall	W	85-74
Feb. 15	at Appalachian State	W	79-75
Feb. 21	at South Carolina ⁴	L	72-76
Feb. 25	VCU	W	90-57
Feb. 27	Radford	W	71-64
Mar. 3	vs. Florida State ⁴	W	86-65
Mar. 4	vs. Memphis ⁴	L	85-93

1 - Tennessee Tech Classic - Cookeville, Tenn.

2 - in Salem, Va.

YEAR-BY-YEAR RESULTS

Feb. 21 Cincinnati*	(OT) W	77-68
Feb. 23 Louisville*	W	78-73
Mar. 2 at VCU	L	74-85
Mar. 5 Florida State ⁵	W	68-67
Mar. 6 South Carolina ²	L	55-59

- 1 - Lady Sunshine Classic - Orlando, Fla.
- 2 - Converse Christmas Classic - Blacksburg, Va.
- 3 - Old Dominion Classic - Norfolk, Va.
- 4 - Texaco/Wildcat Tournament - Villanova, Pa.
- 5 - Metro Tournament - Blacksburg, Va.

1987-88

Coach: Carol Alfano
Record: 12-16; Metro: 4-8

Nov. 27 vs. Morehead State ¹	W	59-52
Nov. 28 at Appalachian State ¹	W	79-71
Dec. 5 Richmond	W	70-58
Dec. 8 #6 Virginia	L	57-74
Dec. 12 at George Washington	L	55-71
Dec. 18 at William & Mary	W	58-51
Dec. 29 vs. #7 Mississippi ²	L	57-60
Dec. 30 vs. Colgate ²	W	94-50
Jan. 2 VCU	W	75-74
Jan. 9 at Southern Miss.*	L	75-78
Jan. 11 at Memphis*	W	73-61
Jan. 16 Louisville*	W	68-67
Jan. 18 Cincinnati*	L	47-50
Jan. 20 Old Dominion	L	56-77
Jan. 23 at Charleston W.V.	W	67-65
Jan. 25 at #20 James Madison	L	39-79
Jan. 30 at Florida State*	L	59-61
Feb. 1 at South Carolina*	L	44-75
Feb. 4 Charlotte	L	55-69
Feb. 6 Southern Miss.*	L	68-79
Feb. 8 Memphis*	L	84-89
Feb. 10 at Radford	W	77-74
Feb. 13 at Cincinnati*	L	62-74
Feb. 15 at Louisville*	W	62-59
Feb. 20 Florida State*	W	97-81
Feb. 29 at Kentucky	L	79-80
Mar. 5 South Carolina*	L	69-73
Mar. 10 vs. Southern Miss. ³	L	60-73

- 1 - Appalachian State/Sheraton Classic - Boone, N.C.
- 2 - St. Peter's Tournament - Jersey City, N.J.
- 3 - Metro Tournament - Tallahassee, Fla.

1988-89

Coach: Carol Alfano
Record: 16-13; Metro: 7-5

Nov. 26 vs. Bradley ¹	W	75-57
Nov. 27 at Syracuse ¹	(OT) L	74-76
Nov. 29 at #10 Virginia	L	73-75
Dec. 4 George Washington	W	51-35
Dec. 10 James Madison	L	49-72
Dec. 17 at Old Dominion	L	63-68
Dec. 19 at VCU	(OT) L	76-88
Dec. 29 vs. Houston ²	L	69-80
Dec. 30 vs. Connecticut ²	W	65-63
Jan. 4 at Richmond	L	54-79
Jan. 9 Cincinnati*	W	52-49
Jan. 14 at Memphis*	W	75-62
Jan. 16 at Southern Miss.*	L	73-82
Jan. 21 Florida State*	W	68-67
Jan. 23 George Mason	W	67-49
Jan. 28 at Florida State*	L	66-69
Jan. 30 at South Carolina*	L	52-86
Feb. 4 at Louisville*	W	73-62
Feb. 6 at Cincinnati*	L	50-66
Feb. 11 Memphis*	W	74-55
Feb. 13 Southern Miss.*	L	64-72
Feb. 17 Charleston W.V.	W	77-50
Feb. 19 Kentucky	W	75-66
Feb. 21 at Charlotte	W	78-57
Feb. 25 South Carolina*	W	63-59
Mar. 1 Radford	W	71-59
Mar. 4 Louisville*	W	65-57
Mar. 9 at Memphis ³	W	78-63
Mar. 10 vs. Southern Miss. ³	L	62-70

- 1 - Carrier Classic - Syracuse, N.Y.
- 2 - Cardinal Classic - Stanford, Calif.
- 3 - Metro Tournament - Memphis, Tenn.

1989-90

Coach: Carol Alfano
Record: 14-14; Metro: 8-6

Nov. 25 West Virginia State	W	93-40
Nov. 28 at #1 Tennessee	L	55-81
Dec. 1 vs. St. John's ¹	L	67-78
Dec. 2 vs. Ohio ¹	L	55-62
Dec. 6 at George Mason	L	54-69
Dec. 21 #23 Old Dominion	L	72-84
Dec. 29 vs. Boston College ²	W	74-65

Dec. 30 at Richmond ²	L	58-66
Jan. 3 #10 Virginia	L	77-79
Jan. 6 Florida State*	L	64-68
Jan. 8 Liberty	W	80-54
Jan. 13 at Memphis*	W	69-68
Jan. 15 at Southern Miss.*	L	63-85
Jan. 20 Tulane*	W	82-59
Jan. 23 VCU	W	64-52
Jan. 27 at Cincinnati*	W	56-42
Jan. 29 at Louisville*	W	65-54
Feb. 3 at Florida State*	L	52-69
Feb. 5 at South Carolina*	L	47-72
Feb. 10 Memphis*	W	77-59
Feb. 12 Southern Miss.*	L	53-62
Feb. 17 James Madison	(OT) W	53-50
Feb. 21 South Carolina*	L	59-67
Feb. 24 Cincinnati*	W	72-59
Feb. 26 Louisville*	W	81-62
Feb. 28 at Radford	W	66-54
Mar. 3 at Tulane*	W	70-53
Mar. 8 vs. Louisville ³	L	60-85

- 1 - Roger I. White Invitational - Evanston, Ill.
- 2 - Dole Pineapple Classic - Richmond, Va.
- 3 - Metro Tournament - Cincinnati, Ohio

1990-91

Coach: Carol Alfano
Record: 12-15; Metro: 8-6

Nov. 23 vs. Lamar ¹	L	54-71
Nov. 24 vs. Eastern Illinois ¹	L	66-70
Nov. 28 at #1 Virginia	L	44-93
Dec. 3 #6 Tennessee	L	54-64
Dec. 8 at Old Dominion	L	69-80
Dec. 20 West Virginia	L	80-84
Dec. 29 Towson State ²	W	92-61
Dec. 30 George Mason ²	L	56-57
Jan. 2 William & Mary	W	75-60
Jan. 5 at Memphis*	W	71-65
Jan. 7 Florida State*	L	64-78
Jan. 12 at Southern Miss.*	L	67-79
Jan. 14 at Tulane*	W	64-54
Jan. 19 South Carolina*	W	69-67
Jan. 21 James Madison	L	48-64
Jan. 26 at Cincinnati*	W	74-59
Jan. 28 at Louisville*	L	61-78
Feb. 2 Memphis*	W	77-73
Feb. 4 at Liberty	W	77-56
Feb. 7 Southern Miss.*	W	75-64
Feb. 11 Tulane*	W	67-41
Feb. 16 at South Carolina*	L	51-66
Feb. 18 at Florida State*	L	53-76
Feb. 21 Radford	W	87-49
Feb. 23 Cincinnati*	W	55-52
Feb. 27 at Louisville*	L	57-70
Mar. 4 vs. Southern Miss. ³	L	71-91

- 1 - Florida International - Miami, Fla.
- 2 - Diamond Club Classic - Blacksburg, Va.
- 3 - Metro Tournament - Louisville, Ky.

1991-92

Coach: Carol Alfano
Record: 10-18; Metro: 3-9

Nov. 27 at Air Force	W	75-70
Nov. 29 vs. #6 Vanderbilt ¹	L	63-78
Nov. 30 vs. Illinois ¹	L	66-68
Dec. 4 at East Tennessee State	W	93-86
Dec. 7 Old Dominion	L	55-71
Dec. 19 at North Carolina	L	62-76
Dec. 29 Akron ²	W	78-60
Dec. 30 UNC Greensboro ²	W	84-65
Jan. 4 at VCU*	L	66-74
Jan. 6 at William & Mary	W	62-42
Jan. 12 at Youngstown State	L	81-92
Jan. 18 Charlotte*	L	53-75
Jan. 20 South Florida*	W	74-59
Jan. 25 at Dayton	L	71-75
Jan. 27 at Louisville*	L	44-93
Feb. 1 at Tulane*	L	56-59
Feb. 3 at Southern Miss.*	L	55-86
Feb. 8 VCU*	L	57-59
Feb. 10 Dayton	W	71-55
Feb. 12 at Radford	L	72-75
Feb. 15 at South Florida*	W	67-64
Feb. 17 at James Madison	L	62-75
Feb. 24 Louisville*	L	56-75
Feb. 29 Tulane*	L	43-63
Mar. 2 Southern Miss.*	W	64-82
Mar. 7 at Charlotte*	L	57-66
Mar. 11 vs. Charlotte ³	W	67-61
Mar. 12 vs. Southern Miss. ³	L	63-76

- 1 - Coors Classic - Boulder, Colo.
- 2 - Diamond Club Classic - Blacksburg, Va.
- 3 - Metro Tournament - Louisville, Ky.

1992-93

Coach: Carol Alfano
Record: 20-8; Metro: 8-4

Dec. 1 Wingate	W	58-43
Dec. 4 vs. East Carolina ¹	W	86-72
Dec. 5 at Duke ¹	L	63-85
Dec. 8 #6 Virginia	L	59-93
Dec. 19 at Old Dominion	W	76-63
Dec. 21 East Tennessee State	W	91-59
Dec. 29 Drexel ²	W	92-41
Dec. 30 Marshall ²	W	84-78
Jan. 2 Gardner-Webb	W	89-59
Jan. 6 at UNC Greensboro	L	54-63
Jan. 9 VCU*	W	70-67
Jan. 11 at Western Carolina	W	74-48
Jan. 16 Tulane*	W	80-57
Jan. 18 Southern Miss.*	W	85-70
Jan. 20 Radford	W	81-68
Jan. 25 at Louisville*	W	79-75
Jan. 30 at South Florida*	(OT) W	85-83
Feb. 1 at Charlotte*	L	44-81
Feb. 9 James Madison	W	81-60
Feb. 13 at Southern Miss.*	L	80-89
Feb. 15 at Tulane*	L	65-79
Feb. 20 South Florida*	W	82-62
Feb. 22 Louisville*	W	82-61
Feb. 25 at Morehead State	W	94-88
Mar. 1 at VCU*	L	69-71
Mar. 4 Charlotte*	W	76-70
Mar. 10 vs. South Florida ³	W	74-50
Mar. 11 at Louisville ³	L	73-92

- 1 - Duke Classic - Durham, N.C.
- 2 - Diamond Club Classic - Blacksburg, Va.
- 3 - Metro Tournament - Louisville, Ky.

1993-94

Coach: Carol Alfano
Record: 24-6; Metro: 9-3

Dec. 1 Western Carolina	W	102-43
Dec. 4 Ohio	W	75-60
Dec. 8 at #8 Virginia	L	66-78
Dec. 18 vs. Mississippi State ¹	W	76-61
Dec. 19 vs. Colorado State ¹	W	73-69
Dec. 29 Colgate ²	W	90-68
Dec. 30 Appalachian State ²	W	77-76
Jan. 2 at East Tennessee State	W	77-71
Jan. 6 Morehead State	W	86-52
Jan. 8 UT-Chattanooga	W	79-73
Jan. 10 South Florida*	W	72-59
Jan. 12 Bradley	W	76-52
Jan. 15 at Tulane*	L	64-75
Jan. 17 at Southern Miss.*	L	62-93
Jan. 20 at Tennessee	L	51-88
Jan. 25 at James Madison	W	74-60
Jan. 28 Louisville*	W	72-54
Feb. 1 at Radford	W	72-63
Feb. 3 Charlotte*	W	65-53
Feb. 8 at Louisville*	W	57-53
Feb. 12 VCU*	W	64-54
Feb. 19 at South Florida*	L	64-77
Feb. 22 at VCU*	W	65-49
Feb. 26 Tulane*	W	71-65
Feb. 28 #19 Southern Miss.*	W	60-50
Mar. 3 at Charlotte*	W	60-37
Mar. 8 vs. VCU ³	W	61-46
Mar. 9 vs. Charlotte ³	W	63-55
Mar. 10 vs. #19 Southern Miss. ³	W	83-76
Mar. 16 Auburn ⁴	L	51-60

- 1 - Pepperdine Tournament - Malibu, Calif.
- 2 - Diamond Club Classic - Blacksburg, Va.
- 3 - Metro Tournament - Louisville, Ky.
- 4 - NCAA Tournament - Blacksburg, Va.

1994-95

Coach: Carol Alfano
Record: 22-9; Metro: 10-2

Nov. 15 at Maryland ¹	W	68-53
Nov. 17 at SW Missouri State ²	L	45-61
Nov. 28 at Ohio	(OT) L	66-67
Dec. 1 Radford	W	72-42
Dec. 3 at UT-Chattanooga	W	64-45
Dec. 6 Winthrop	W	65-45
Dec. 19 vs. Michigan State ³	W	63-61
Dec. 20 vs. Oklahoma State ³	W	83-77
Dec. 21 vs. Texas Tech ³	L	47-68
Dec. 29 Furman ⁴	W	73-61
Dec. 30 #4 North Carolina*	L	52-57
Jan. 2 at William & Mary	W	72-53
Jan. 6 at Louisville*	W	56-54
Jan. 8 at VCU*	W	54-51
Jan. 13 #9 Virginia	W	69-62

Jan. 15 South Florida*	W	72-52
Jan. 20 Charlotte*	W	68-55
Jan. 23 James Madison	W	68-54
Jan. 27 at Tulane*	L	62-72
Jan. 29 at Southern Miss.*	L	66-75
Feb. 3 at Charlotte*	W	63-54
Feb. 10 Southern Miss.*	W	64-63
Feb. 12 Tulane*	W	77-65
Feb. 17 VCU*	W	81-63
Feb. 19 at South Florida*	W	85-69
Feb. 22 #2 Tennessee	L	33-66
Feb. 26 Louisville*	W	68-60
Mar. 1 at West Virginia	W	82-66
Mar. 9 vs. Southern Miss. ⁵	L	66-67
Mar. 16 vs. St. Joseph's ⁶	W	62-52
Mar. 18 at #1 Connecticut ⁶	L	45-91

- 1 - Preseason WNIT - College Park, Md.
- 2 - Preseason WNIT - Springfield, Mo.
- 3 - San Juan Shootout - San Juan, P.R.
- 4 - Diamond Club Classic - Blacksburg, Va.
- 5 - Metro Tournament - Louisville, Ky.
- 6 - NCAA Tournament - Storrs, Conn.

1995-96

Coach: Carol Alfano
Record: 11-17; Atlantic 10: 8-8

Nov. 24 at Stetson	L	77-83
Nov. 29 at Radford	L	64-81
Dec. 6 at #5 Virginia	L	38-80
Dec. 9 VCU	L	54-57
Dec. 19 at Northern Arizona ¹	L	50-80
Dec. 20 vs. Florida ¹	L	48-65
Dec. 29 Hampton ²	W	84-66
Dec. 30 Campbell ²	W	70-59
Jan. 3 at Fordham*	W	75-59
Jan. 11 at James Madison	L	58-75
Jan. 13 at George Washington*	L	58-79
Jan. 18 at Massachusetts*	L	47-65
Jan. 20 at Duquesne*	L	68-73
Jan. 25 La Salle*	W	70-65
Jan. 28 Xavier OH*	(OT) W	87-82
Feb. 1 at La Salle*	L	53-77
Feb. 3 at St. Joseph's*	L	50-57
Feb. 7 Duquesne*	W	65-56
Feb. 10 Rhode Island*	L	63-68
Feb. 12 Temple*	W	86-49
Feb. 15 at Dayton*	W	66-59
Feb. 17 at Xavier OH*	L	70-83
Feb. 20 Richmond	L	55-64
Feb. 22 St. Bonaventure*	W	75-68
Feb. 24 Dayton*	W	79-59
Feb. 27 George Washington*	(OT) L	60-64
Mar. 1 Fordham ³	(2 OT) W	90-78
Mar. 2 Massachusetts ³	L	42-64

- 1 - Woodlands Plaza Classic - Flagstaff, Ariz.
- 2 - Diamond Club Classic - Blacksburg, Va.
- 3 - Atlantic 10 Tournament - Blacksburg, Va.

1996-97

Coach: Carol Alfano
Record: 10-21; Atlantic 10: 4-12

Nov. 21 UNC Greensboro	W	89-86
Nov. 29 vs. Michigan ¹	L	63-79
Nov. 30 vs. Pittsburgh ¹	L	63-72
Dec. 1 vs. Houston ¹	W	69-66
Dec. 5 James Madison	L	54-56
Dec. 11 Radford	L	83-84
Dec. 19 at Richmond	L	76-82
Dec. 29 vs. Cornell ²	W	73-50
Dec. 30 vs. Loyola (Md.) ³	W	58-55
Jan. 3 Iona	W	50-49
Jan. 6 at George Washington*	L	57-83
Jan. 8 at Appalachian State	L	58-67
Jan. 10 at Temple*	L	61-79
Jan. 12 St. Joseph's*	L	

2 - Diamond Club Classic - Blacksburg, Va.
 3 - Atlantic 10 Tournament - St. Bonaventure, N.Y.
 4 - Atlantic 10 Tournament - Philadelphia, Pa.

1997-98

Coach: Bonnie Henrickson
Record: 22-10; Atlantic 10: 11-5

Nov. 21 East Carolina	W	68-39
Nov. 25 at #12 Virginia	L	49-64
Nov. 28 vs. St. Mary's ¹	W	68-59
Nov. 29 vs. Villanova ¹	L	46-55
Dec. 2 Appalachian State	W	65-49
Dec. 4 at UNC Greensboro	W	88-74
Dec. 10 at Radford	W	84-67
Dec. 21 at James Madison	L	70-77
Dec. 29 UMBC	W	89-36
Dec. 30 Siena	L	64-69
Jan. 2 Rhode Island*	W	84-60
Jan. 4 Massachusetts*	L	56-58
Jan. 8 at Xavier*	L	74-83
Jan. 10 at Dayton*	W	75-64
Jan. 13 La Salle*	W	65-57
Jan. 17 at George Washington*	W	64-57
Jan. 24 St. Bonaventure*	W	84-73
Jan. 27 at Duquesne*	L	86-99
Jan. 29 George Washington*	W	67-55
Feb. 1 at La Salle*	W	67-55
Feb. 5 Dayton*	W	68-66
Feb. 9 Xavier*	L	68-69
Feb. 12 at St. Joseph's*	L	43-58
Feb. 14 at Temple*	W	69-51
Feb. 19 Duquesne*	W	79-78
Feb. 21 at Fordham*	W	59-44
Feb. 24 Fordham*	W	79-40
Feb. 26 vs. St. Joseph's ³	W	67-62
Mar. 1 vs. George Washington ⁴	W	73-72
Mar. 2 vs. Massachusetts* (OT)	W	66-64
Mar. 14 vs. #24 Wisconsin ⁵	W	75-64
Mar. 16 vs. #12 Florida ⁵	L	57-89

1 - St. Mary's Thanksgiving Tipoff Classic - Moraga, Calif.
 2 - Atlantic 10 Tournament - Blacksburg, Va.
 3 - Atlantic 10 Tournament - Philadelphia, Pa.
 4 - Atlantic 10 Tournament - Amherst, Mass.
 5 - NCAA Tournament - Gainesville, Fla.

1998-99

Coach: Bonnie Henrickson
Record: 28-3; Atlantic 10: 15-1

Nov. 13 at Liberty	W	69-55
Nov. 15 at Duke	W	72-70
Nov. 22 Radford	W	86-52
Nov. 24 James Madison	W	72-54
Nov. 30 #18 Virginia	W	81-65
Dec. 3 at Appalachian State	W	69-60
Dec. 9 East Carolina	W	77-45
Dec. 12 Duquesne*	W	67-60
Dec. 21 George Mason	W	66-57
Dec. 28 Akron ¹	W	80-59
Dec. 29 Mississippi State ¹	W	73-52
Jan. 2 Fordham*	W	78-61
Jan. 4 Dayton*	W	76-59
Jan. 8 at Duquesne*	W	80-69
Jan. 10 George Washington*	W	74-65
Jan. 15 at St. Bonaventure*	W	87-64
Jan. 22 St. Joseph's*	W	65-56
Jan. 24 Temple*	W	89-69
Jan. 29 at Xavier*	L	67-71
Jan. 31 at Dayton*	W	68-60
Feb. 5 Xavier*	W	61-60
Feb. 7 La Salle*	W	70-57
Feb. 12 at Massachusetts*	W	67-51
Feb. 14 at Rhode Island*	W	64-62
Feb. 18 at La Salle*	W	70-57
Feb. 21 George Washington*	W	66-64
Feb. 27 vs. Dayton ² (3 OT)	W	73-72
Feb. 28 vs. Xavier ²	L	79-86
Mar. 13 vs. Saint Peter's ³	W	73-48
Mar. 15 vs. Auburn ³	W	76-61
Mar. 20 vs. #2 Tennessee ⁴	L	52-68

1 - Diamond Club Classic - Blacksburg, Va.
 2 - Atlantic 10 Tournament - Philadelphia, Pa.
 3 - NCAA Tournament - Blacksburg, Va.
 4 - NCAA Tournament - Greensboro, N.C.

1999-00

Coach: Bonnie Henrickson
Record: 20-11; Atlantic 10: 12-6

Nov. 15 Liberty	W	60-45
Nov. 17 #5 Georgia ¹	L	60-65
Nov. 26 vs. Southern Utah ²	W	63-55
Nov. 27 at #14 Oregon ²	L	53-73
Nov. 30 Appalachian State	W	75-55
Dec. 2 at James Madison	W	66-50
Dec. 5 Duquesne*	W	78-42

Dec. 8 #18 Duke	L	61-70
Dec. 20 at Virginia	L	62-67
Dec. 29 Hampton ³	W	93-61
Dec. 30 Charlotte ³	W	72-61
Jan. 2 at Radford	W	66-42
Jan. 6 Rhode Island*	W	81-38
Jan. 9 George Washington*	L	64-76
Jan. 16 at La Salle*	W	76-57
Jan. 21 at Temple*	W	59-54
Jan. 23 at St. Joseph's*	W	62-53
Jan. 28 Dayton*	L	65-69
Jan. 30 Xavier*	L	60-64
Feb. 2 at George Washington*	L	58-73
Feb. 6 at Fordham*	W	75-52
Feb. 10 at Xavier*	L	46-68
Feb. 13 Massachusetts*	W	66-45
Feb. 17 St. Bonaventure*	W	73-56
Feb. 20 at Duquesne*	W	68-56
Feb. 24 La Salle*	W	64-57
Feb. 27 at Dayton*	W	68-63
Mar. 3 vs. Rhode Island ⁴	W	68-37
Mar. 4 vs. Massachusetts ⁴	L	54-58
Mar. 16 Georgia State ⁵	W	80-56
Mar. 18 Maryland ⁵ (OT)	L	60-68

1 - Preseason WNIT - Blacksburg, Va.
 2 - Pepsi Shootout - Eugene, Ore.
 3 - Virginia Lottery-Hokie Hardwood Classic - Blacksburg, Va.
 4 - Atlantic 10 Tournament - Philadelphia, Pa.
 5 - WNIT - Blacksburg, Va.

2000-01

Coach: Bonnie Henrickson
Record: 22-9; BIG EAST: 11-5

Nov. 17 Liberty	W	72-51
Nov. 21 James Madison	W	78-60
Nov. 25 vs. Michigan State ¹	W	50-36
Nov. 26 at Florida State ¹	L	57-77
Nov. 30 #17 Virginia	W	57-56
Dec. 2 at Richmond	W	77-74
Dec. 6 at #7 Rutgers*	L	53-61
Dec. 9 Radford	W	71-45
Dec. 18 at Clemson	L	59-80
Dec. 21 at Old Dominion	W	69-57
Dec. 28 UNC Asheville ²	W	85-47
Dec. 29 Maine ²	W	79-68
Jan. 3 #3 Notre Dame*	L	64-75
Jan. 7 Miami*	W	64-51
Jan. 13 at #3 Notre Dame*	L	55-75
Jan. 17 at Boston College*	W	64-52
Jan. 20 Georgetown*	W	79-50
Jan. 23 Villanova*	W	65-59
Jan. 31 at Syracuse*	W	48-46
Feb. 3 Providence*	W	65-54
Feb. 7 #3 Connecticut*	L	38-90
Feb. 11 Pittsburgh*	W	86-50
Feb. 14 at West Virginia*	W	92-53
Feb. 18 Boston College* (OT)	L	59-65
Feb. 21 Providence*	W	71-64
Feb. 24 at Seton Hall*	W	52-46
Feb. 27 at St. John's*	W	62-54
Mar. 4 vs. #21 Villanova ³	W	73-67
Mar. 5 vs. #1 Notre Dame ³	L	49-67
Mar. 16 vs. Denver ⁴	W	77-57
Mar. 18 vs. #12 Texas Tech ⁴	L	52-73

1 - Tallahassee Democrat Classic - Tallahassee, Fla.
 2 - Lady Luck Classic - Blacksburg, Va.
 3 - BIG EAST Tournament - Storrs, Conn.
 4 - NCAA Tournament - Lubbock, Texas

2001-02

Coach: Bonnie Henrickson
Record: 21-11; BIG EAST: 9-7

Nov. 15 Richmond	W	76-62
Nov. 19 #16 Old Dominion	W	68-62
Nov. 24 vs. N.W. State ¹	W	71-46
Nov. 25 at #19 LSU	L	65-66
Nov. 29 at Virginia	L	58-60
Dec. 5 at Pittsburgh*	W	83-64
Dec. 8 at Liberty	W	56-40
Dec. 12 at Radford	W	80-46
Dec. 21 at James Madison	W	70-47
Dec. 28 Gardner-Webb ²	W	76-39
Dec. 29 Hampton ²	W	83-43
Jan. 3 Clemson	W	68-58
Jan. 5 Syracuse*	W	62-56
Jan. 9 Boston College*	W	73-52
Jan. 12 at Georgetown*	W	71-64
Jan. 16 West Virginia*	W	67-62
Jan. 19 St. John's*	W	69-50
Jan. 23 at Syracuse*	L	59-75
Jan. 26 at Notre Dame*	L	57-64
Jan. 29 #1 Connecticut*	L	50-59
Feb. 5 Miami*	W	72-60

Feb. 10 at #1 Connecticut*	L	42-77
Feb. 13 at Providence*	L	61-67
Feb. 17 Seton Hall*	W	74-52
Feb. 20 at Miami*	L	53-55
Feb. 23 at Villanova*	L	64-76
Feb. 26 Rutgers*	W	70-63
Mar. 2 at Rutgers ³	L	43-44
Mar. 13 UNC Greensboro ⁴	W	51-45
Mar. 16 George Washington ⁴	W	68-52
Mar. 20 Vermont ⁴	W	76-48
Mar. 23 vs. Houston ⁴ (2OT)	L	72-77

1 - Crayfish Classic - Baton Rouge, La.
 2 - Lady Luck Classic - Blacksburg, Va.
 3 - BIG EAST Tournament - Piscataway, N.J.
 4 - WNIT - Blacksburg, Va.

2002-03

Coach: Bonnie Henrickson
Record: 22-10; BIG EAST: 10-6

Nov. 22 UNC Greensboro	W	54-46
Nov. 29 at Fla. International ¹	L	70-79
Nov. 30 vs. Washington State ¹	W	72-50
Dec. 3 Virginia	W	72-56
Dec. 7 James Madison (OT)	W	77-73
Dec. 11 at Maryland	W	60-57
Dec. 14 at Liberty	W	53-50
Dec. 21 at Old Dominion	L	49-63
Dec. 28 UT Martin ²	W	87-55
Dec. 29 Duquesne ²	W	66-52
Dec. 31 Radford	W	78-56
Jan. 4 Syracuse*	W	73-63
Jan. 7 at Villanova*	L	60-62
Jan. 12 at #2 Connecticut*	L	57-69
Jan. 15 Pittsburgh*	W	61-53
Jan. 18 at West Virginia*	W	55-48
Jan. 22 Rutgers*	(OT) W	66-64
Jan. 28 at Miami*	(OT) L	66-67
Feb. 1 Providence*	W	80-56
Feb. 4 at Seton Hall*	W	55-46
Feb. 9 Notre Dame*	W	53-50
Feb. 12 Georgetown*	W	78-46
Feb. 16 at #22 Boston College*	L	47-65
Feb. 22 #20 Villanova*	L	61-71
Feb. 26 at #23 Rutgers*	L	43-67
Mar. 1 West Virginia*	W	76-64
Mar. 4 at St. John's*	W	69-53
Mar. 8 vs. West Virginia ³	W	66-60
Mar. 9 vs. Boston College ³ (OT)	W	74-70
Mar. 10 vs. #1 Connecticut ³	L	54-71
Mar. 22 vs. Georgia Tech*	W	61-59
Mar. 24 vs. #10 Purdue*	L	62-80

1 - FIU Thanksgiving Classic - Miami, Fla.
 2 - Lady Luck Classic - Blacksburg, Va.
 3 - BIG EAST Tournament - Piscataway, N.J.
 4 - NCAA Tournament - West Lafayette, Ind.

2003-04

Coach: Bonnie Henrickson
Record: 23-8; BIG EAST: 10-6

Nov. 21 Miami (Ohio)	W	77-60
Nov. 23 at #24 Virginia	W	63-62
Nov. 28 vs. Iowa State ¹	W	67-57
Nov. 29 vs. Mississippi State ¹	W	63-56
Dec. 3 Old Dominion	W	79-72
Dec. 7 at Alabama	W	68-51
Dec. 13 Maryland	W	63-43
Dec. 21 at James Madison	W	60-53
Dec. 28 Furman ²	W	83-70
Dec. 29 Wake Forest ²	W	70-59
Jan. 2 Liberty	W	52-45
Jan. 4 Providence*	W	64-34
Jan. 7 at Rutgers*	L	43-56
Jan. 10 at Notre Dame*	L	40-53
Jan. 14 #19 Villanova*	W	63-50
Jan. 17 at Georgetown*	L	50-70
Jan. 21 at Pittsburgh*	W	67-57
Jan. 24 #24 Boston College*	W	80-64
Jan. 27 #4 Connecticut*	L	50-68
Jan. 31 at Syracuse*	W	75-60
Feb. 3 Seton Hall*	W	64-40
Feb. 10 at West Virginia*	L	66-69
Feb. 14 at Miami*	L	56-65
Feb. 18 at Seton Hall*	W	48-42
Feb. 21 at Providence*	W	77-56
Feb. 28 Pittsburgh*	W	85-55
Mar. 2 St. John's*	W	69-38
Mar. 6 vs. Georgetown ³	W	56-47
Mar. 7 vs. #4 Connecticut ³	L	34-48
Mar. 21 Iowa ⁴	W	89-76
Mar. 23 #5 Penn State*	L	48-61

1 - Virgin Islands Paradise Jam - St. Thomas, V.I.
 2 - Lady Luck Classic - Blacksburg, Va.
 3 - BIG EAST Championships - Hartford, Conn.
 4 - NCAA Championships - Blacksburg, Va.

2004-05

Coach: Beth Dunkenberg
Record: 17-12; Atlantic Coast: 6-8

Nov. 19 vs. Valparaiso ¹	W	64-57
Nov. 20 at #14 Minnesota ¹	L	56-70
Nov. 23 at James Madison	W	80-67
Nov. 27 at Old Dominion	L	56-87
Dec. 4 Alabama	W	72-59
Dec. 7 at Liberty	W	66-55
Dec. 12 St. Francis (Pa.)	W	77-62
Dec. 18 vs. Western Michigan ²	W	72-57
Dec. 19 vs. #12 Texas Tech ² (OT)	W	71-70
Dec. 28 Southern Miss. ³	W	105-40
Dec. 30 Davidson ³	W	87-62
Jan. 2 #17 Maryland*	W	77-67
Jan. 6 Fordham	W	80-67
Jan. 9 at #2 Duke*	L	67-88
Jan. 17 N.C. State*	(OT) L	75-76
Jan. 20 at Clemson*	W	81-66
Jan. 24 #21 Florida State* (2 OT)	L	78-81
Jan. 28 at Virginia*	L	67-70
Jan. 31 Wake Forest*	W	74-64
Feb. 2 Richmond	W	79-63
Feb. 6 at Miami*	L	67-78
Feb. 11 at #8 North Carolina*	L	67-93
Feb. 13 Virginia*	L	58-61
Feb. 16 Georgia Tech*	W	73-48
Feb. 19 at #25 Florida State* (3 OT)	L	83-94
Feb. 24 at #23 Maryland*	W	87-79
Feb. 27 Miami*	W	90-45
Mar. 4 vs. Wake Forest ⁴	L	56-61
Mar. 20 vs. #16 DePaul ⁵	L	78-79

1 - Subway Basketball Classic - Minneapolis, Minn.
 2 - Duel In The Desert - Las Vegas, Nev.
 3 - Lady Luck Classic - Blacksburg, Va.
 4 - ACC Tournament - Greensboro, N.C.
 5 - NCAA Championships - College Park, Md.

2005-06

Coach: Beth Dunkenberg
Record: 21-10; Atlantic Coast: 6-8

Nov. 20 James Madison	W	86-71
Nov. 22 Old Dominion	W	76-69
Nov. 25vs. Denver ¹	W	56-40
Nov. 26at Southern Methodist ¹	W	87-61
Nov. 29Evansville	W	79-59
Dec. 4 at Richmond	W	54-47
Dec. 7 at Radford	W	58-52
Dec. 10 Liberty	W	70-60
Dec. 19 vs. Western Michigan ²	W	69-65
Dec. 20 vs. Texas Tech ²	W	69-62
Dec. 28 vs. Longwood ³	W	89-70
Dec. 29 vs. Texas A&M CC ³	W	76-64
Jan. 2 at NC State*	L	44-65
Jan. 4 High Point	W	91-52
Jan. 8 #19 Boston College*	W	67-62
Jan. 16 Virginia*	L	59-78
Jan. 19 at Wake Forest*	(OT) L	71-77
Jan. 23 #6 Maryland*	L	62-68
Jan. 29 at Miami*	L	62-77
Feb. 2 at Virginia*	W	65-54
Feb. 6 #2 Duke*	L	62-73
Feb. 9 Clemson*	W	82-70
Feb. 13 at Florida State*	W	76-69
Feb. 17 #3 North Carolina*	L	75-84
Feb. 19 at Georgia Tech*	W	70-54
Feb. 22 at #1 Duke*	L	51-93
Feb. 26 Wake Forest*	W	76-42
Mar. 2 vs. Wake Forest ⁴	W	73-60
Mar. 3 vs. #2 Duke ⁴	L	56-69
Mar. 19 vs. Missouri ⁵	W	82-51
Mar. 21 vs. #8 Connecticut ⁵	L	56-79

1 - SMU Tournament - Dallas, Texas
 2 - Caribbean Classic - Cancun, Mexico
 3 - Lady Luck Classic - Blacksburg, Va.
 4 - ACC Championships - Greensboro, N.C.
 5 - NCAA Championships - University Park, Pa.

Dec. 28	Winston-Salem State ³	W	43-33
Dec. 29	Detroit ³	W	71-57
Jan. 2	Wake Forest*	W	74-54
Jan. 4	at #2 North Carolina*	L	68-102
Jan. 7	#3 Duke*	L	54-86
Jan. 10	vs. UNC Greensboro	W	56-45
Jan. 15	Florida State*	L	60-70
Jan. 18	at Wake Forest*	W	74-34
Jan. 22	at Virginia*	W	60-58
Jan. 25	Miami*	W	78-71
Jan. 29	at #1 Duke*	L	65-75
Feb. 3	Morehead State	W	77-64
Feb. 5	Georgia Tech*	W	73-68
Feb. 8	at #6 Maryland*	L	58-68
Feb. 11	at Clemson*	L	69-73
Feb. 15	Virginia*	L	76-79
Feb. 18	NC State*	L	63-68
Feb. 23	at Boston College*	W	67-52
Mar. 1	vs. Boston College ⁴ (OT)	W	60-54
Mar. 2	vs. #4 North Carolina ⁴	L	60-90
Mar. 17	Western Carolina ⁵	W	74-64
Mar. 22	Auburn ⁵	L	73-81

1 - Basketball Travelers Classic - Baton Rouge, La.
 2 - Peppertine Thanksgiving Tournament - Malibu, Calif.
 3 - Lady Luck Classic - Blacksburg, Va.
 4 - ACC Championships - Greensboro, N.C.
 5 - WNIT - Blacksburg, Va.

2007-08

Coach: Beth Dunkenberger

Record: 15-15; Atlantic Coast: 2-12

Nov. 11	High Point	W	103-64
Nov. 14	Winston-Salem State	W	67-43
Nov. 19	Liberty	W	73-68
Nov. 23	vs. USC ¹	L	64-65
Nov. 24	vs. Prairie View A&M ¹	W	74-66
Nov. 27	Wofford	W	75-60
Nov. 30	Minnesota ²	W	68-62
Dec. 2	UAB	W	77-71
Dec. 5	NC A&T	W	85-56
Dec. 16	at Charlotte	L	55-76
Dec. 20	vs. Texas-San Antonio ³	W	84-59
Dec. 21	vs. Robert Morris ³	W	76-67
Dec. 29	Furman ⁴	W	82-49
Dec. 30	East Carolina ⁴	W	72-46
Jan. 3	Boston College*	L	53-63
Jan. 6	at Florida State*	L	63-67
Jan. 10	#3 North Carolina*	L	59-79
Jan. 13	at Virginia*	L	59-70
Jan. 17	Clemson*	L	73-84
Jan. 20	Dartmouth (OT)	W	80-73
Jan. 25	at NC State*	L	50-60
Feb. 1	at #9 Duke*	L	50-85
Feb. 4	#4 Maryland* (OT)	L	71-74
Feb. 7	at Wake Forest*	L	50-67
Feb. 11	at Miami* (OT)	W	81-73
Feb. 17	Virginia*	L	53-62
Feb. 22	#12 Duke*	L	60-72
Feb. 29	at Georgia Tech*	L	43-76
Mar. 2	Wake Forest*	W	61-56
Mar. 6	vs. Boston College ⁵	L	47-57

1 - Junkanoo Jam - Freeport, Grand Bahamas
 2 - Big Ten/ACC Challenge - Blacksburg, Va.
 3 - Tulane DoubleTree Classic - New Orleans, La.
 4 - Hokie Hardwood Classic - Blacksburg, Va.
 5 - ACC Championships - Greensboro, N.C.

2008-09

Coach: Beth Dunkenberger

Record: 12-18; Atlantic Coast: 2-12

Nov. 14	UNC Greensboro	W	59-53
Nov. 18	Radford	W	78-54
Nov. 20	North Carolina Central	W	81-45
Nov. 23	at George Mason	W	69-52
Nov. 28	vs. St. Joseph's ¹	W	66-63
Nov. 29	at #17 Vanderbilt ¹	L	43-72
Dec. 4	at Wisconsin ²	L	52-61
Dec. 14	James Madison (OT)	W	72-70
Dec. 19	vs. IUPUI ³	L	52-64
Dec. 20	vs. SMU ³	L	56-63
Dec. 29	Lafayette ⁴	W	66-44
Dec. 30	Liberty ⁴	L	43-45
Jan. 5	Presbyterian	W	64-31
Jan. 8	Florida State*	L	63-67
Jan. 11	at Boston College*	L	62-73
Jan. 16	#4 Duke*	L	52-57
Jan. 18	at #12 Maryland*	L	79-96
Jan. 21	#16 Virginia*	L	69-75
Jan. 25	Longwood	W	73-57
Jan. 28	at Clemson*	W	65-61
Feb. 1	NC State*	L	46-57
Feb. 2	USC Upstate (OT)	W	68-62
Feb. 5	at #8 North Carolina*	L	77-93

Feb. 8	at #17 Virginia*	L	61-69
Feb. 12	Miami*	L	56-59
Feb. 15	at Wake Forest*	L	44-66
Feb. 19	at #7 Duke*	L	46-62
Feb. 22	Wake Forest*	W	79-55
Feb. 26	Georgia Tech* (OT)	L	68-73
Mar. 5	vs. #24 Virginia ⁵	L	57-66

1 - Vanderbilt Thanksgiving Tour. - Nashville, Tenn.
 2 - ACC/Big Ten Challenge - Madison, Wisc.
 3 - South Padre Is. Shootout - South Padre Is., Texas
 4 - Hokie Hardwood Classic - Blacksburg, Va.
 5 - ACC Championships - Greensboro, N.C.

2009-10

Coach: Beth Dunkenberger

Record: 15-15 Atlantic Coast: 4-10

Nov. 13	Longwood	W	77-55
Nov. 16	VCU	L	58-72
Nov. 19	George Mason	W	70-41
Nov. 22	at James Madison	L	59-66
Nov. 25	at Radford	W	78-51
Nov. 28	Elon	W	82-46
Dec. 3	Michigan ¹	L	51-71
Dec. 6	North Carolina Central	W	85-44
Dec. 9	Mount St. Mary's	W	44-42
Dec. 19	vs. UAB ² (OT)	W	68-66
Dec. 20	at St. John's ²	L	62-75
Dec. 29	NJIT ³	W	67-51
Dec. 30	Charlotte ³	W	56-54
Jan. 3	UMBC	W	74-44
Jan. 7	at Wake Forest*	L	63-66
Jan. 14	#10 North Carolina*	W	79-64
Jan. 18	#25 Virginia*	L	56-70
Jan. 21	at #6 Duke*	L	38-69
Jan. 24	at Miami*	W	73-69
Jan. 28	Maryland*	L	44-60
Jan. 31	at #25 Georgia Tech*	L	47-61
Feb. 5	Wake Forest*	L	51-58
Feb. 7	at NC State*	L	57-70
Feb. 11	Savannah State	W	68-41
Feb. 14	#8 Duke*	L	53-65
Feb. 18	at #10 Florida State*	L	68-78
Feb. 21	Boston College*	W	69-64
Feb. 25	Clemson*	W	70-69
Feb. 28	at #18 Virginia*	L	45-55
Mar. 4	vs. Boston College ⁴	L	57-66

1 - Big Ten/ACC Challenge - Blacksburg, Va.
 2 - St. John's-Chartwells Holiday Classic - Queens, N.Y.
 3 - Hilton Garden Hokie Classic - Blacksburg, Va.
 4 - ACC Championships - Greensboro, N.C.

2010-11

Coach: Beth Dunkenberger

Record: 11-19 Atlantic Coast: 1-13

Nov. 12	Presbyterian	W	59-52
Nov. 14	Wofford	W	93-53
Nov. 18	Elon	W	73-66
Nov. 21	VCU (OT)	W	63-61
Nov. 25	vs. Florida Gulf Coast ¹	L	65-73
Nov. 26	vs. #20 Iowa ¹	L	43-72
Dec. 2	at Minnesota ²	L	58-63
Dec. 5	Winthrop	W	53-48
Dec. 11	Robert Morris	L	52-66
Dec. 18	at William & Mary (OT)	W	94-78
Dec. 21	Radford	W	68-54
Dec. 29	Alcorn State ³	W	87-44
Dec. 30	Vanderbilt ³	W	74-68
Jan. 2	at Charlotte	L	58-60
Jan. 7	#24 Florida State*	L	48-79
Jan. 9	Miami*	L	56-69
Jan. 13	at Wake Forest*	L	54-62
Jan. 16	#3 Duke*	L	43-57
Jan. 23	at Virginia*	L	37-72
Jan. 27	#25 Georgia Tech*	L	57-78
Jan. 30	at #15 North Carolina*	L	51-76
Feb. 3	at Boston College*	L	71-76
Feb. 6	Wake Forest*	L	56-60
Feb. 10	Longwood	W	62-54
Feb. 14	at Clemson*	W	68-56
Feb. 17	NC State*	L	66-81
Feb. 20	at #7 Duke*	L	40-90
Feb. 24	at #15 Maryland*	L	48-61
Feb. 27	Virginia* (OT)	L	71-73
Mar. 3	vs. Georgia Tech ⁴	L	58-81

1 - Caribbean Challenge - Cancun, Mexico
 2 - Big Ten/ACC Challenge - Blacksburg, Va.
 3 - Hilton Garden Hokie Classic - Blacksburg, Va.
 4 - ACC Championships - Greensboro, N.C.

2011-12

Coach: Dennis Wolff

Record: 7-23 Atlantic Coast: 3-13

Nov. 11	at Old Dominion	W	77-65
Nov. 16	Charlotte	(OT) L	65-71

Nov. 19	at George Washington	W	55-48
Nov. 21	William & Mary	L	59-78
Nov. 25	at St. Mary's ¹	L	47-60
Nov. 26	vs. Minnesota ¹	L	64-65
Nov. 30	at Iowa ²	L	47-58
Dec. 6	at Penn State	L	28-65
Dec. 11	N.C. Central	W	70-52
Dec. 18	at UCF	L	32-41
Dec. 21	at Florida Gulf Coast	L	41-69
Dec. 28	Cincinnati ³	L	55-66
Dec. 29	UMBC ³	W	57-52
Jan. 2	at Clemson*	W	55-33
Jan. 5	at Boston College*	W	38-35
Jan. 8	Florida State*	L	40-75
Jan. 12	at Virginia*	L	39-52
Jan. 15	#7 Duke*	L	34-61
Jan. 19	#24 North Carolina*	L	37-56
Jan. 23	at #10 Miami*	L	48-79
Jan. 26	at #8 Maryland*	W	75-69
Jan. 29	N.C. State*	L	53-65
Feb. 3	Clemson* (OT)	L	51-55
Feb. 5	at Florida State*	L	60-78
Feb. 13	at Boston College*	L	60-64
Feb. 15	at #5 Duke*	L	45-67
Feb. 19	Virginia*	L	40-66
Feb. 23	#17 Georgia Tech*	L	66-76
Feb. 26	at Wake Forest*	L	39-68
Mar. 1	vs. Wake Forest ⁴	L	74-80

1 - SMC Concord Hilton Tournament - Moraga, Calif.
 2 - Big Ten/ACC Challenge - Iowa City, Iowa
 3 - Hilton Garden Hokie Classic - Blacksburg, Va.
 4 - ACC Championships - Greensboro, N.C.

2012-13

Coach: Dennis Wolff

Record: 10-20 Atlantic Coast: 4-14

Nov. 9	Old Dominion	L	35-55
Nov. 14	Appalachian State	W	71-68
Nov. 18	at Michigan State	L	29-57
Nov. 25	George Washington	W	50-31
Nov. 28	Wisconsin ¹	W	47-38
Dec. 1	Longwood	W	73-58
Dec. 5	at Richmond	L	51-65
Dec. 12	#11 Penn State	L	41-60
Dec. 16	Florida Gulf Coast	L	56-63
Dec. 22	Wake Forest*	W	73-52
Dec. 28	North Carolina A&T	W	58-39
Dec. 30	Hampton	W	55-45
Jan. 3	at Virginia*	L	48-52
Jan. 6	at #15 North Carolina*	L	45-48
Jan. 10	Boston College*	L	46-53
Jan. 13	#10 Maryland*	L	45-74
Jan. 16	at #4 Duke*	L	26-58
Jan. 24	at NC State*	L	39-58
Jan. 27	at #22 Florida State*	L	56-70
Jan. 31	Clemson*	L	37-47
Feb. 3	at Miami*	L	42-68
Feb. 8	at Georgia Tech*	W	63-61
Feb. 10	Virginia*	L	47-50
Feb. 14	#5 Duke*	L	33-77
Feb. 17	at Clemson*	L	46-51
Feb. 22	#16 North Carolina*	L	50-72
Feb. 24	#19 Florida State*	W	71-52
Feb. 28	at Wake Forest*	W	62-52
Mar. 3	Miami*	L	46-64
Mar. 7	Miami ²	L	39-45

1 - Big Ten/ACC Challenge - Blacksburg, Va.
 2 - ACC Championships - Greensboro, N.C.

2013-14

Coach: Dennis Wolff

Record: 14-16 Atlantic Coast: 4-12

Nov. 9	Howard	W	84-32
Nov. 11	at Old Dominion	W	73-61
Nov. 14	Florida	W	71-59
Nov. 17	Bucknell	W	87-49
Nov. 23	at Hofstra (OT)	W	77-72
Nov. 27	Richmond	L	56-64
Nov. 30	Presbyterian	W	55-33
Dec. 4	at Indiana ¹	L	65-71
Dec. 7	Michigan State	W	72-66
Dec. 15	USC Upstate	W	65-61
Dec. 21	at Radford	W	82-33
Dec. 29	Robert Morris	W	70-64
Jan. 1	at Hampton	L	60-70
Jan. 5	at Boston College*	L	63-70
Jan. 9	Virginia*	L	60-67
Jan. 12	Miami*	L	62-64
Jan. 19	#3 Duke*	L	70-74
Jan. 23	Georgia Tech*	L	52-73
Jan. 26	at #24 Florida State*	L	54-70

Jan. 30	at #2 Notre Dame*	L	48-74
Feb. 2	Boston College* (OT)	W	70-63
Feb. 6	at Syracuse*	L	48-73
Feb. 9	NC State* (OT)	L	71-72
Feb. 13	at Wake Forest*	L	64-65
Feb. 16	at Virginia*	L	64-80
Feb. 20	Pittsburgh*	W	69-62
Feb. 24	at #11 North Carolina*	W	50-47
Feb. 27	Clemson*	W	74-48
Mar. 2	at #9 Maryland*	L	48-87
Mar. 5	vs. Clemson ²	L	56-69

1 - Big Ten/ACC Challenge - Bloomington, Ind.
 2 - ACC Championships - Greensboro, N.C.

2014-15

Coach: Dennis Wolff

Record: 12-20 Atlantic Coast: 1-15

Nov. 14	at George Mason	L	69-77
Nov. 16	Maryland Eastern Shore	W	63-41
Nov. 18	Norfolk State	W	60-49
Nov. 23	at Providence	W	72-69
Nov. 25	Old Dominion	L	62-69
Nov. 29	East Tennessee State	W	72-65
Dec. 1	at Florida	L	44-73
Dec. 4	Northwestern ¹	L	45-70
Dec. 6	Longwood	W	74-42
Dec. 10	NC Central	W	80-44
Dec. 14	Western Carolina	W	79-58
Dec. 21	Radford	W	73-60
Dec. 30	Hofstra	W	60-43
Jan. 2	at Clemson*	L	54-63
Jan. 4	Virginia*	L	47-62
Jan. 8	at NC State*	L	59-73
Jan. 11	Miami*	L	45-62
Jan. 15	at #16 Duke*	L	40-65
Jan. 18	#20 Florida State*	L	44-59</

ALL-TIME SERIES RESULTS

Air Force

Virginia Tech leads 1-0
H: 0-0 | A: 1-0 | N: 0-0

11/27/91	W, 75-70	A
----------	----------	---

Akron

Virginia Tech leads series 2-0
H: 2-0 | A: 0-0 | N: 0-0

12/21/91	W, 78-60	H
12/28/98	W, 80-59	H

Alabama

Virginia Tech leads series 2-0
H: 1-0 | A: 1-0 | N: 0-0

12/7/03	W, 68-51	A
12/4/04	W, 72-59	H

Alcorn State

Virginia Tech leads series 1-0
H: 1-0 | A: 0-0 | N: 0-0

12/29/10	W, 87-44	H
----------	----------	---

American

Series tied 1-1
H: 0-1 | A: 0-1 | N: 0-0

2/2/79	L, 72-73	H
12/4/81	W, 92-57	A

Appalachian State

Virginia Tech leads series 12-2
H: 8-0 | A: 4-2 | N: 0-0

11/17/79	W, 78-55	H
2/19/81	L, 58-64	A
1/6/82	W, 64-57	H
1/17/83	W, 92-79	A
1/7/84	W, 95-76	H
2/15/85	W, 79-75	A
1/15/86	W, 90-74	A
1/12/87	W, 79-71	A
12/30/93	W, 77-76	H
1/8/97	L, 58-67	A
12/2/97	W, 65-49	H
12/3/98	W, 69-60	H
11/30/99	W, 75-55	H
11/14/12	W, 71-68	H

Auburn

Auburn leads series 1-5
H: 0-4 | A: 0-1 | N: 0-0

12/18/84	L, 60-75	H ¹
12/22/85	L, 62-83	H ¹
2/14/87	L, 53-81	A
3/16/94	L, 51-60	A ²
3/15/99	W, 76-61	H ²
3/22/07	L, 73-81	H ³

1 - Christmas Classic (Blacksburg, Va.)
2 - NCAA Tournament (Blacksburg, Va.)
3 - WNIT (Blacksburg, Va.)

Boston College

Series tied 12-12
H: 6-4 | A: 3-5 | N: 3-3

12/29/89	W, 74-65	N ¹
1/17/01	W, 64-52	A
2/18/01	L, 59-65 OT	H
1/9/02	W, 73-52	A
2/16/03	L, 47-65	A
3/9/03	W, 74-70 OT	N ²
1/24/04	W, 80-64	H
1/8/06	W, 67-62	H
2/23/07	W, 67-52	A
3/1/07	W, 60-54 OT	N ³
1/3/08	L, 53-63	H
3/6/08	L, 47-57	N ³
1/11/09	L, 62-73	A
2/21/10	W, 69-64	H
3/4/10	L, 57-66	N ³
2/3/11	L, 71-76	A
1/5/12	W, 38-35	A
2/13/12	L, 60-64	H
1/10/13	L, 46-53	H
1/5/14	L, 63-70	A
2/2/14	W, 70-63 OT	H
3/1/15	L, 47-49	A
1/3/16	W, 58-33	H
3/2/16	L, 37-49	N ³

1 - Dole Pineapple Classic (Richmond, Va.)
2 - BIG EAST Tournament (Piscataway, N.J.)
3 - ACC Tournament (Greensboro, N.C.)

Bradley

Virginia Tech leads series 2-0
H: 1-0 | A: 0-0 | N: 1-0

11/26/88	W, 75-57	N ¹
1/12/94	W, 76-52	H

1 - Carrier Classic (Syracuse, N.Y.)

Bridgewater

Virginia Tech leads series 2-1
H: 0-1 | A: 2-0 | N: 0-0

12/14/76	W, 59-55	A
12/7/77	L, 65-77	H
12/6/78	W, 70-58	A

Bucknell

Virginia Tech leads series 1-0
H: 1-0 | A: 0-0 | N: 0-0

11/17/13	W, 87-49	H
----------	----------	---

Campbell

Virginia Tech leads series 1-0
H: 0-0 | A: 0-0 | N: 1-0

12/30/95	W, 70-59	H ¹
----------	----------	----------------

1 - Diamond Club Classic (Blacksburg, Va.)

Carson Newman

Virginia Tech leads series 1-0
H: 0-0 | A: 0-0 | N: 1-0

12/19/80	W, 71-56	N ¹
----------	----------	----------------

1 - ETSU Christmas Tourn. (Johnson City, Tenn.)

Charleston (W.Va.)

Virginia Tech leads series 9-3
H: 1-0 | A: 1-0 | N: 0-0

1/16/78	L, 78-81	H
11/29/78	L, 69-82	A
2/11/80	W, 66-59	H
2/14/81	L, 58-60	A
12/19/81	W, 88-74	H
12/18/82	W, 81-64	A
11/26/83	W, 101-85	H
12/14/84	W, 109-81	A
12/21/85	W, 84-68	H ¹
12/5/86	W, 76-52	H ¹
1/23/88	W, 67-65	A
2/17/89	W, 77-50	H

1 - Converse Christmas Classic (Blacksburg, Va.)

Charlotte

Virginia Tech leads series 13-11
H: 7-5 | A: 4-6 | N: 2-0

1/13/79	L, 65-67	H
1/26/80	L, 61-66	H
1/14/81	L, 67-69	A
2/8/83	W, 66-60	A
11/23/85	W, 92-65	A
2/24/86	L, 62-71	A
2/4/88	L, 55-69	H
2/21/89	W, 78-57	A
1/18/92	L, 53-75	H
3/7/92	L, 57-86	A
3/11/92	W, 67-61	N ¹
2/1/93	L, 44-81	A
3/4/93	W, 76-70	H
2/3/94	W, 65-53	H
3/3/94	W, 60-37	A
3/9/94	W, 63-55	N ¹
1/20/95	W, 68-55	H
2/3/95	W, 63-54	A
12/30/99	W, 72-61	H ²
12/2/06	W, 80-69	H
12/16/07	L, 55-76	A
12/30/09	W, 56-54	H ³
1/2/11	L, 58-60	A
11/16/11	L, 65-71 OT	H

1 - Metro Conference Tournament (Louisville, Ky.)
2 - Hokie Hardwood Classic (Blacksburg, Va.)
3 - Hilton Garden Classic (Blacksburg, Va.)

Charleston

Virginia Tech leads series 13-11
H: 7-5 | A: 4-6 | N: 2-0

1/13/79	L, 65-67	H
1/26/80	L, 61-66	H
1/14/81	L, 67-69	A
2/8/83	W, 66-60	A
11/23/85	W, 92-65	A
2/24/86	L, 62-71	A
2/4/88	L, 55-69	H
2/21/89	W, 78-57	A
1/18/92	L, 53-75	H
3/7/92	L, 57-86	A
3/11/92	W, 67-61	N ¹
2/1/93	L, 44-81	A
3/4/93	W, 76-70	H
2/3/94	W, 65-53	H
3/3/94	W, 60-37	A
3/9/94	W, 63-55	N ¹
1/20/95	W, 68-55	H
2/3/95	W, 63-54	A
12/30/99	W, 72-61	H ²
12/2/06	W, 80-69	H
12/16/07	L, 55-76	A
12/30/09	W, 56-54	H ³
1/2/11	L, 58-60	A
11/16/11	L, 65-71 OT	H

1 - Metro Conference Tournament (Louisville, Ky.)
2 - Hokie Hardwood Classic (Blacksburg, Va.)
3 - Hilton Garden Classic (Blacksburg, Va.)

Chattanooga

Virginia Tech leads series 3-0
H: 2-0 | A: 1-0 | N: 1-0

12/17/84	W, 75-59	H ¹
1/8/94	W, 79-73	H
12/3/94	W, 64-45	A

1 - Christmas Classic (Blacksburg, Va.)

Cincinnati

Virginia Tech leads series 12-11
H: 8-3 | A: 4-7 | N: 0-1

12/19/79	L, 58-66	N ¹
2/24/80	L, 53-54	H
1/17/81	L, 58-78	A
1/31/82	L, 81-86	A
1/29/83	W, 86-63	H
2/11/83	L, 58-81	A
1/28/84	W, 92-86	A
2/10/84	W, 105-93	H
1/26/85	L, 79-90	A
2/7/85	W, 86-74	H
1/27/86	W, 81-71	H
2/8/86	L, 68-86	H
1/24/87	W, 85-55	A
2/21/87	W, 77-68 OT	H
1/18/88	L, 47-50	H
2/13/88	L, 62-74	A
1/9/89	W, 52-49	H
2/6/89	L, 50-66	A
1/27/90	W, 56-42	A
2/24/90	W, 72-59	H
1/26/91	W, 74-59	A
2/23/91	W, 55-52	H
12/28/11	L, 55-66	H ²

1 - Metro Conference Tourn. (Tallahassee, Fla.)
2 - Hokie Classic (Blacksburg, Va.)

Clemson

Clemson leads series 10-9
H: 5-4 | A: 4-5 | N: 0-1

12/29/84	L, 90-101	A
----------	-----------	---

11/27/85 L, 76-77 H A
12/18/00 L, 59-80 H A
1/3/02 W, 68-58 H A
1/20/05 W, 81-66 H A
2/9/06 W, 82-70 H A
2/11/07 L, 69-73 H A
1/17/08 L, 73-84 H A
1/28/09 W, 65-61 A H
2/25/10 W, 70-69 A H
2/14/11 W, 68-56 A A
1/2/12 W, 55-33 A A
2/3/12 L, 51-55 OT H H
2/31/13 L, 37-47 H H
2/17/13 L, 46-51 A H
2/27/14 W, 74-48 H A
3/5/14 L, 56-69 N¹ A
1/2/15 L, 54-63 N¹ A
1/18/16 W, 79-49 H H

Colgate

Virginia Tech leads series 2-0
H: 1-0 | A: 0-0 | N: 1-0

12/30/87	W, 94-50	N ¹
12/29/93	W, 90-68	H ²

1 - St. Peter's Tournament (Jersey City, N.J.)
2 - Diamond Club Classic (Blacksburg, Va.)

Colorado State

Virginia Tech leads series 1-0
H: 0-0 | A: 0-0 | N: 1-0

12/19/93	W, 73-69	N ¹
----------	----------	----------------

1 - Pepperdine Tournament (Malibu, Calif.)

Connecticut

UConn leads series 1-10
H: 0-3 | A: 0-3 | N: 1-4

11/29/86	L, 69-71	N ¹
12/30/88	W, 65-63	N ²
3/18/95	L, 45-91	A ³
2/7/01	L, 38-90	H
1/29/02	L, 50-59	H
1/20/02	L, 42-77	A
1/12/03	L, 57-69	A
3/10/03	L, 54-71	N ⁴
1/27/04	L, 50-68	H
3/7/04	L, 34-48	N ⁵
3/21/06	L, 56-79	N ⁶

1 - Lady Sunshine Classic (Orlando, Fla.)
2 - Cardinal Classic (Stanford, Calif.)
3 - NCAA Tournament (Storrs, Conn.)
4 - BIG EAST Tournament (Piscataway, N.J.)
5 - BIG EAST Championships (Hartford, Conn.)
6 - NCAA Championships (University Park, Pa.)

College of Charleston

Virginia Tech leads series 1-0
H: 1-0 | A: 0-0 | N: 0-0

11/22/15	W, 81-47	H
----------	----------	---

Coppin State

Virginia Tech leads series 1-0
H: 1-0 | A: 0-0 | N: 0-0

12/13/15	W, 72-39	H
----------	----------	---

Cornell

Virginia Tech leads series 1-0
H: 1-0 | A: 0-0 | N: 0-0

12/29/96	W, 73-50	H ¹
----------	----------	----------------

1 - Diamond Club Classic (Blacksburg, Va.)

Dartmouth

Virginia Tech leads series 1-0
H: 1-0 | A: 0-0 | N: 0-0

1/20/08	W, 80-73 OT	H
---------	-------------	---

Davidson

Virginia Tech leads series 1-0
H: 1-0 | A: 0-0 | N: 0-0

12/30/04	W, 87-62	H ¹
----------	----------	----------------

1 - Lady Luck Classic (Blacksburg, Va.)

Dayton

Virginia Tech leads series 11-2
H: 5-1 | A: 5-1 | N: 1-0

1/25/92	L, 71-75	A
2/10/92	W, 71-55	H
2/15/96	W, 66-59	A
2/24/96	W, 79-59	H
1/18/97	W, 103-98	2OT
2/13/97	W, 84-65	H
1/10/98	W, 76-64	A
2/5/98	W, 68-66	H
1/4/99	W, 76-59	H
1/31/99	W, 68-60	A
2/27/99	W, 73-72	3OT
2/28/00	L, 65-69	H
2/27/00	W, 68-63	A

1 - A10 Conference Tourn. (Philadelphia, Pa.)

Delaware State

Virginia Tech leads series 1-0
H: 1-0 | A: 0-0 | N: 0-0

11/18/06	W, 66-50	H
----------	----------	---

Denver

Virginia Tech leads series 2-0
H: 0-0 | A: 0-0 | N: 2-0

3/16/01	W, 77-57	N ¹
11/25/05	W, 56-40	N ²

1 - NCAA Tournament (Lubbock, Texas)
2 - Southern Methodist Tourn. (Dallas, Texas)

DePaul

Series tied 1-1
H: 0-0 | A: 0-0 | N: 1-1

12/29/81	W, 62-61	N ¹
3/20/05	L, 78-79	N ²

1 - Queens College Tournament (Flushing, N.Y.)
2 - NCAA Championships (College Park, Md.)

Detroit

Series Tied 1-1
H: 1-0 | A: 0-1 | N: 0-1

12/28/81	L, 47-65	N ¹
12/29/06	W, 71-57	H ²

1 - Queens College Tournament (Flushing, N.Y.)
2 - Lady Luck Classic (Blacksburg, Va.)

Drexel

Virginia Tech leads series 1-0
H: 1-0 | A: 0-0 | N: 0-0

12/29/92	W, 92-41	H ¹
----------	----------	----------------

1 - Diamond Club Classic (Blacksburg, Va.)

Duke

Duke leads series 24-2
H: 1-11 | A: 1-12 | N: 0-1

1/24/81	W, 65-55	H
12/11/81	L, 58-71	A
12/5/92	L, 63-85	A ¹
1/17/98	W, 72-70	A
12/8/99	L, 61-70	H
1/9/05	L, 67-88	A
2/6/06	L, 62-73	H
2/22/06	L, 51-93	A
3/3/06	L, 56-69	N ²
1/7/07	L, 54-86	H
1/29/07	L, 65-75	A
2/1/08	L, 50-85	A
2/22/08	L, 60-72	H
1/16/09	L, 52-57	H

ALL-TIME SERIES RESULTS

Fordham

Virginia Tech leads series 8-0
H: 5-0 | A: 3-0 | N: 0-0

1/3/96	W, 75-59	A
3/1/96	W, 90-78 2OT	H ¹
2/3/97	W, 63-61	H
2/21/98	W, 59-44	A
2/24/98	W, 79-40	H ¹
1/2/99	W, 78-61	H
2/6/00	W, 75-52	A
1/6/05	W, 80-67	H

1- A10 Conference Tournament (Blacksburg, Va.)

Furman

Virginia Tech leads series 4-0
H: 4-0 | A: 0-0 | N: 0-0

12/29/94	W, 73-61	H ¹
12/28/03	W, 83-70	H ²
12/29/07	W, 82-49	H ³
12/30/15	W, 59-30	H

1 - Diamond Club Classic (Blacksburg, Va.)
2 - Lady Luck Classic (Blacksburg, Va.)
3 - Virginia Tech Classic (Blacksburg, Va.)

Gardner-Webb

Virginia Tech leads series 2-0
H: 2-0 | A: 0-0 | N: 0-0

1/2/93	W, 89-59	H
12/28/01	W, 76-39	H ¹

1 - Lady Luck Classic (Blacksburg, Va.)

George Mason

Virginia Tech leads series 6-3
H: 3-1 | A: 3-2 | N: 0-0

12/13/86	W, 80-64	A
1/23/89	W, 67-49	A
12/6/89	L, 54-69	A
12/30/90	L, 56-57	H ¹
12/21/98	W, 66-57	A
11/23/08	W, 69-52	A
11/19/09	W, 70-41	H
11/14/11	L, 69-77	A
11/15/15	W, 80-63	H

1 - Diamond Club Classic (Blacksburg, Va.)

George Washington

Virginia Tech leads series 11-10
H: 5-4 | A: 4-6 | N: 2-0

12/19/77	W, 65-57	N ¹
1/26/79	L, 65-76	A
1/4/80	L, 53-57	H
12/6/80	L, 54-57	A ²
12/5/81	W, 73-54	A ³
12/12/87	L, 55-71	A
12/4/88	W, 51-35	H
1/13/96	L, 58-79	A
2/27/96	L, 60-64 OT	H
1/6/97	L, 57-83	A
1/21/97	L, 44-82	H
1/17/98	W, 64-57	A
1/29/98	W, 67-55	H
3/1/98	W, 73-72	N ⁴
1/10/99	W, 74-65	A
2/21/99	W, 66-64	H
1/9/00	L, 64-76	H
2/2/00	L, 58-73	A
3/16/02	W, 68-52	H ³
11/19/11	W, 55-48	A
11/25/12	W, 50-31	H

1 - VCU Christmas Tournament (Richmond, Va.)
2 - George Washington Tourn. (Washington, D.C.)
3 - Belaire Classic (Washington, D.C.)
4 - A10 Conference Tournament (Amherst, Mass.)
5 - WNIT (Blacksburg, Va.)

Georgetown

Virginia Tech leads series 4-3
H: 2-0 | A: 1-3 | N: 1-0

2/9/79	L, 57-62	A
1/20/01	W, 79-50	H
1/12/02	W, 71-64	A
2/12/03	W, 78-46	H
1/17/04	L, 50-70	A
3/6/04	W, 56-47	N ¹
11/18/15	L, 56-73	A

1 - BIG EAST Championships (Hartford, Conn.)

Georgia

UGA leads series 3-0
H: 0-1 | A: 0-0 | N: 0-2

12/29/80	L, 50-65	N
12/27/86	L, 56-80	N ¹
11/17/99	L, 60-65	H ²

1 - Texaco/Wildcat Tournament (Villanova, Pa.)
2 - Preseason WNIT (Blacksburg, Va.)

Georgia Southern

Virginia Tech leads series 1-0
H: 1-0 | A: 0-0 | N: 0-0

12/20/83	W, 84-61	H ¹
----------	----------	----------------

1 - Christmas Classic (Blacksburg, Va.)

Georgia State

Virginia Tech leads series 1-0
H: 1-0 | A: 0-0 | N: 0-0

3/16/00	W, 80-56	H ¹
---------	----------	----------------

1 - WNIT (Blacksburg, Va.)

Georgia Tech

Georgia Tech leads series 9-5
H: 2-5 | A: 2-4 | N: 1-0

3/22/03	W, 61-59	N ¹
2/16/05	W, 73-48	H
2/19/06	W, 70-54	A
2/5/07	W, 73-68	H
2/29/08	L, 43-76	A
2/26/09	L, 68-73 OT	H
1/31/10	L, 47-61	A
1/27/11	L, 57-78	H
3/3/11	L, 58-81	N ²
2/23/12	L, 66-76	H
2/8/13	W, 63-61	A
1/23/14	L, 52-73	H
2/1/15	L, 71-79	A
2/4/16	L, 34-51	H

1 - NCAA Tournament (West Lafayette, Ind.)
2 - ACC Tournament (Greensboro, N.C.)

Hampton

Virginia Tech leads series 4-1
H: 4-0 | A: 0-1 | N: 0-0

12/29/95	W, 84-66	H ¹
12/29/99	W, 93-61	H ²
12/29/01	W, 83-43	H ³
12/30/12	W, 55-45	H
1/1/14	L, 60-70	A

1 - Diamond Club Classic (Blacksburg, Va.)
2 - Hokie Hardwood Classic (Blacksburg, Va.)
3 - Lady Luck Classic (Blacksburg, Va.)

High Point

Virginia Tech leads series 2-0
H: 2-0 | A: 0-0 | N: 0-0

1/4/06	W, 91-52	H
11/11/07	W, 103-64	H

Hofstra

Virginia Tech leads series 2-0
H: 1-0 | A: 1-0 | N: 0-0

11/23/13	W, 77-72 OT	A
12/30/14	W, 60-43	H

Houston

Houston leads series 2-1
H: 0-1 | A: 0-0 | N: 1-1

12/29/88	L, 69-80	N ¹
12/1/96	W, 69-66	N ²
3/23/02	L, 72-77 2OT	H ³

1 - Cardinal Classic (Stanford, Calif.)
2 - Hawaiian Air Wahine Classic (Honolulu, Hawaii)
3 - WNIT (Blacksburg, Va.)

Howard

Virginia Tech leads series 4-0
H: 2-0 | A: 1-0 | N: 1-0

12/11/82	W, 78-54	H
12/10/83	W, 89-65	A
11/12/06	W, 97-78	N ¹
11/9/13	W, 84-32	H

1 - Basketball Travelers Classic (Baton Rouge, La.)

Illinois

Illinois leads series 1-0
H: 0-0 | A: 0-0 | N: 0-1

11/30/91	L, 66-68	N ¹
----------	----------	----------------

1 - Coors Classic (Boulder, Colo.)

Indiana

Indiana leads series 1-0
H: 0-0 | A: 1-0 | N: 0-0

12/4/13	L, 65-71	A ¹
---------	----------	----------------

1 - Big Ten/ACC Challenge (Bloomington, Ind.)

Iona

Virginia Tech leads series 1-0
H: 1-0 | A: 0-0 | N: 0-0

1/3/97	W, 50-49	H
--------	----------	---

Iowa

Iowa leads series 1-2
H: 1-0 | A: 0-1 | N: 0-1

3/21/04	W, 89-76	H ¹
11/26/10	L, 43-72	N ²
11/30/11	L, 47-58	A ³

1 - NCAA Championships (Blacksburg, Va.)
2 - Caribbean Challenge (Cancun, Mexico)
3 - Big Ten/ACC Challenge (Iowa City, Iowa)

Iowa State

Series tied 1-1
H: 0-0 | A: 0-0 | N: 1-1

11/28/03	W, 67-57	N ¹
11/24/06	L, 69-75	N ²

1 - Virgin Islands Paradise Jam (St. Thomas, V.I.)
2 - Pepperdine Tournament (Malibu, Calif.)

IUPUI

IUPUI leads series 1-0
H: 0-0 | A: 0-0 | N: 0-1

12/19/08	L, 52-64	N ¹
----------	----------	----------------

1 - South Padre Shootout (South Padre Island, Texas)

James Madison

Virginia Tech leads series 22-13
H: 13-4 | A: 9-8 | N: 0-1

2/19/77	W, 56-46	H
3/3/77	L, 37-47	N ¹
1/16/78	L, 47-65	A
2/13/79	W, 57-69	H
3/1/79	L, 64-66	H ²
1/29/80	W, 62-55	A
1/28/81	W, 66-58	H
3/3/81	W, 71-65	A ³
2/10/82	W, 85-74	A
2/16/83	W, 57-47	H
2/21/84	L, 59-72	A
1/21/85	W, 73-62	H
2/5/86	L, 59-81	A
1/15/87	W, 63-61	H
1/25/88	L, 39-79	A
12/10/88	L, 49-72	H
2/17/90	W, 53-50 OT	A
1/21/91	L, 48-64	H
2/17/92	L, 62-75	A
2/9/93	W, 81-60	H
1/25/94	W, 74-60	H
1/23/95	W, 68-54	H
1/1/96	L, 58-75	A
12/5/96	L, 54-56	H
1/21/97	L, 70-77	A
11/24/98	W, 72-54	H
1/2/99	W, 66-50	H
11/21/00	W, 78-60	H
12/21/01	W, 70-47	A
12/7/02	W, 77-73 OT	H
12/1/03	W, 60-53	A
11/23/04	W, 80-67	A
11/20/05	W, 86-71	H
12/14/08	W, 72-70 OT	H
11/22/09	L, 59-66	A

1 - Virginia State Tournament (Norfolk, Va.)
2 - Virginia State Tournament (Blacksburg, Va.)
3 - Virginia State Tournament (Harrisonburg, Va.)

Kentucky

Series tied 1-1
H: 1-0 | A: 0-1 | N: 0-0

2/29/88	L, 79-80	A
2/19/89	W, 75-66	H

LaSalle

Virginia Tech leads series 7-4
H: 4-1 | A: 3-3 | N: 0-0

2/25/96	W, 70-65	H
2/1/96	L, 53-77	A
1/23/97	L, 40-69	A
2/22/97	L, 54-67	H
2/27/97	L, 66-81	A ¹
1/13/98	W, 65-57	H
2/1/98	W, 67-55	A
2/7/99	W, 62-35	H
2/18/99	W, 70-57	A
1/16/00	W, 76-57	A
2/24/00	W, 64-57	H

1 - A10 Conference Tourn. (Philadelphia, Pa.)

Lafayette

Virginia Tech leads series 1-0
H: 1-0 | A: 0-0 | N: 0-0

12/29/08	W, 66-44	H ¹
----------	----------	----------------

1 - Hokie Hardwood Classic (Blacksburg, Va.)

Lamar

Lamar leads series 1-0
H: 0-0 | A: 0-0 | N: 0-1

11/23/90	L, 54-71	N ¹
----------	----------	----------------

1 - Florida International Tournament (Miami, Fla.)

Lenoir-Rhyne

LRU leads series 1-0
H: 0-1 | A: 0-0 | N: 0-0

2/1/79	L, 73-87	H ¹
--------	----------	----------------

1 - Virginia Tech Invitational (Blacksburg, Va.)

Liberty

Virginia Tech leads series 14-1
H: 7-1 | A: 7-0 | N: 1-0

2/16/82	W, 77-44	H
2/28/83	W, 78-74	H
1/8/90	W, 80-54	H
2/4/91	W, 77-56	A
11/13/98	W, 69-55	H
11/15/99	W, 60-45	H
11/17/00	W, 72-51	H
12/8/01	W, 56-40	A
12/14/02	W, 53-50	A
1/2/04	W, 52-45	H
12/7/04	W, 66-55	A
12/10/05	W, 70-60	H
12/5/06	W, 55-52	H
11/19/06	W, 73-68	H
12/30/08	L, 43-45	H ¹

1 - Hokie Hardwood Classic (Blacksburg, Va.)

Longwood

Virginia Tech leads series 9-1
H: 8-0 | A: 1-1 | N: 0-0

1/25/77	W, 58-47	H
2/7/78	L, 59-68	A
2/15/79	W, 81-55	H
2/15/80	W, 75-58	A
12/28/05	W, 89-70	H ¹
1/25/09	W, 73-57	H
11/13/09	W, 77-55	H
2/10/11	W, 62-54	H
12/1/12	W, 73-58	H
12/6/14	W, 74-42	H

1 - Lady Luck Classic (Blacksburg, Va.)

Louisville

Series tied 17-17
H: 10-6 | A: 7-8 | N: 0-3

1/10/81	L, 72-89	H
2/5/81	L, 64-81	H
1/22/82	L, 68-72	H
1/31/83	W, 68-61	H
2/13/83	L, 54-63	A
1/30/84	L, 72-81	A
2/6/84	W, 93-61	H
3/6/84	L, 60-63	N ²
1/28/85	W, 79-74	A
2/10/85	L, 68-70	A
1/25/86	W, 89-75	H
2/10/86	L, 76-91	A
1/26/87	L, 66-71	A
2/23/87	W, 78-73	H
1/16/88	W, 68-67	H
2/15/88	W, 62-59	H
2/4/89	W, 73-62	A
3/4/89	W, 65-57	H
1/2/90	W, 65-54	A
2/26/90	W, 81-62	H
3/8/90	L, 60-85	N ²
1/28/91	L, 61-78	A
2/27/91	L, 57-70	A
1/27/92	L, 44-93	A
2/24/92	L, 56-76	H
1/25/93	W, 79-75	A
2/22/93	W, 82-61	H
3/11/93	L, 73-92	A ³
1/28/94	W, 72-54	H
2/7/94	W, 57-53	A
1/6/95	W, 56-54	A
2/26/95	W, 68-60	H
2/19/15	L, 49-69	H
1/7/16	L, 45-56	A

1 - Metro Conference Tourn. (New Orleans, La.)
2 - Metro Conference Tourn. (Cincinnati, Ohio)
3 - Metro Conference Tourn. (Louisville, Ky.)

Loyola (Md.)

Virginia Tech leads series 1-0
H: 1-0 | A: 0-0 | N: 0-0

12/30/96	W, 58-55	H ¹
----------	----------	----------------

1 - Diamond Club Classic (Blacksburg, Va.)

LSU

LSU leads series 1-2
H: 1-0 | A: 0-2 | N: 0-0

12/19/84	W, 86-77	H ¹
11/25/01	L, 65-66	A ²
11/14/06	L, 40-70	A ³

1 - Christmas Classic (Blacksburg, Va.)
2 - Crawfish Classic (Baton Rouge, La.)
3 - Basketball Travelers Classic (Baton Rouge, La.)

Maine

Virginia Tech leads series 1-0
H: 1-0 | A: 0-0 | N: 0-0

12/29/00	W, 79-68	H ¹
----------	----------	----------------

1 - Lady Luck Classic (Blacksburg, Va.)

Marshall

Virginia Tech leads series 8-1
H: 5-0 | A: 3-1 | N: 0-0

11/28/78	L, 67-70	A
1/10/89	W, 70-57	H
2/16/81	W, 79-61	H
1/18/82	W, 71-52	H
11/29/82	W, 73-69	A
12/17/83	W, 76-64	H
2/12/85	W, 85-74	A
12/14/85	W, 91-71	H
12/30/92	W, 84-78	H ¹

1 - Diamond Club Classic (Blacksburg, Va.)

Maryland

Maryland leads series 9-6
H: 2-5 | A: 4-4 | N: 0-0

11/15/94	W, 68-53	A ¹
3/18/00	L, 60-68 OT	H ²
12/11/02	W, 60-57	H
12/13/03	W, 63-43	A
1/2/05	W, 77-67	H
2/24/05	W, 87-79	A
1/23/06	L, 62-6	

Mississippi

Ole Miss leads series 2-0
H: 0-0 | A: 0-0 | N: 0-2

11/28/86	L, 59-78	N ¹
12/29/87	L, 57-60	N ²

1 - Lady Sunshine Classic (Orlando, Fla.)
 2 - St. Peter's Tournament (Jersey City, N.J.)

Mississippi State

Virginia Tech leads series 4-1
H: 1-1 | A: 1-0 | N: 2-0

12/21/83	L, 87-89	H ¹
1/18/85	W, 72-66	A
12/18/93	W, 76-61	N ²
12/29/98	W, 73-52	N ³
11/29/03	W, 63-56	H ⁴

1 - Marriott-Converse Classic (Blacksburg, Va.)
 2 - Pepperdine Tournament (Malibu, Calif.)
 3 - Diamond Club Classic (Blacksburg, Va.)
 4 - Virgin Islands Paradise Jam (St. Thomas, VI.)

Missouri

Virginia Tech leads series 1-0
H: 0-0 | A: 0-0 | N: 1-0

3/19/06	W, 82-51	N ¹
---------	----------	----------------

1 - NCAA Championships (University Park, Pa.)

Missouri State

MSU leads series 1-0
H: 0-0 | A: 0-1 | N: 0-0

11/17/94	L, 45-61	A ¹
----------	----------	----------------

1 - Preseason WNIT (Springfield, Mo.)

Morehead State

Virginia Tech leads series 6-0
H: 3-0 | A: 2-0 | N: 1-0

2/19/83	W, 61-60	A
1/16/84	W, 75-62	H
11/27/87	W, 59-52	N ¹
2/25/93	W, 94-88	A
1/6/94	W, 86-52	H
2/3/07	W, 77-64	H

1 - Appalachian St./Sheraton Classic (Boone, N.C.)

Morgan State

Virginia Tech leads series 2-0
H: 2-0 | A: 0-0 | N: 0-0

12/9/15	W, 73-33	H
12/19/15	W, 59-42	H

Mount St. Mary's

Virginia Tech leads series 1-0
H: 1-0 | A: 0-0 | N: 0-0

12/9/09	W, 44-42	H
---------	----------	---

N.C. State

NCSU leads series 16-1
H: 0-8 | A: 0-7 | N: 1-1

11/24/80	L, 68-94	A
1/25/82	L, 47-48	H
12/6/82	L, 63-79	A
12/31/83	L, 63-64	N ¹
1/17/05	L, 75-76 OT	H
1/2/06	L, 44-65	A
2/18/07	L, 63-68	H
1/25/08	L, 50-60	H
2/1/09	L, 46-57	H
2/7/10	L, 57-70	A
2/17/11	L, 65-81	H
1/29/12	L, 53-65	H
1/24/13	L, 39-58	A
2/9/14	L, 71-72 OT	H
1/8/15	L, 59-73	N ²
3/4/15	W, 57-56	N ²
1/21/16	L, 61-72	H

1 - Dogwood Classic (Fayetteville, N.C.)
 2 - ACC Tournament (Greensboro, N.C.)

NJIT

Virginia Tech leads series 1-0
H: 1-0 | A: 0-0 | N: 0-0

12/29/09	W, 67-51	H ¹
----------	----------	----------------

1 - Hilton Garden Inn Classic (Blacksburg, Va.)

Norfolk State

Virginia Tech leads series 5-3
H: 4-1 | A: 1-2 | N: 0-0

1/15/77	L, 55-58	H
3/4/77	L, 49-56	A ¹
1/21/78	L, 68-86	A
1/12/79	W, 83-62	H
3/3/79	W, 70-53	H ²
1/18/80	W, 65-61	A
1/12/81	W, 73-37	H
11/18/14	W, 60-49	H

1 - Virginia State Tournament (Norfolk, Va.)
 2 - Virginia State Tournament (Blacksburg, Va.)

North Carolina

UNC leads series 18-4
H: 2-6 | A: 1-10 | N: 1-2

11/28/79	L, 73-82	A
2/13/82	W, 76-74	H
2/21/83	L, 83-100	A
12/30/83	L, 52-74	N ¹
12/1/84	W, 74-73	N ²
12/4/85	L, 73-75	A
12/19/91	L, 62-76	A
12/30/94	L, 52-57	H ³

2/11/05	L, 67-93	A
12/17/06	L, 75-84	H
1/4/07	L, 68-102	A
3/2/07	L, 60-90	N ⁴
1/10/08	L, 59-79	H
2/5/09	L, 77-93	A
1/14/10	W, 79-64	H
1/30/11	L, 51-76	A
1/19/12	L, 37-56	H
1/6/13	L, 45-48	A
2/22/13	L, 50-72	H
2/24/14	W, 50-47	A
2/8/15	L, 52-74	H
2/11/16	L, 67-71	A

- 1 - Dogwood Classic (Fayetteville, N.C.)
 2 - Salem, Va.
 3 - Diamond Club Classic (Blacksburg, Va.)
 4 - ACC Tournament (Greensboro, N.C.)

North Carolina A&T

Virginia Tech leads series 2-0
H: 2-0 | A: 0-0 | N: 0-0

12/5/07	W, 85-56	H
12/28/12	W, 58-39	H

North Carolina Central

Virginia Tech leads series 4-0
H: 4-0 | A: 0-0 | N: 0-0

11/20/08	W, 81-45	H
12/6/09	W, 85-44	H
12/11/11	W, 70-52	H
12/10/14	W, 8-44	H

Northern Arizona

NAU leads series 1-0
H: 0-0 | A: 0-1 | N: 0-0

12/19/95	L, 50-80	A ¹
----------	----------	----------------

1 - Woodlands Plaza Classic (Flagstaff, Ariz.)

Northwestern

Northwestern leads series 2-1
H: 1-1 | A: 0-0 | N: 0-1

12/22/83	W, 85-77	H ¹
12/20/86	L, 64-70	N ²
12/4/14	L, 45-70	H ³

1 - Christmas Classic (Blacksburg, Va.)
 2 - Old Dominion Classic (Norfolk, Va.)
 3 - ACC/Big Ten Challenge

Northwestern State (La.)

Virginia Tech leads series 1-0
H: 0-0 | A: 0-0 | N: 1-0

11/24/01	W, 71-46	N ¹
----------	----------	----------------

1 - Crawfish Classic (Baton Rouge, La.)

Notre Dame

Notre Dame leads series 8-1
H: 1-2 | A: 0-5 | N: 0-1

1/3/01	L, 64-75	H
1/13/01	L, 55-75	A
3/5/01	L, 49-67	N ¹
1/26/02	L, 57-64	A
2/9/03	W, 53-50	H
1/10/04	L, 40-53	A
1/30/14	L, 48-74	A
1/29/15	L, 50-74	H
1/24/16	L, 41-80	A

1 - BIG EAST Tournament (Storrs, Conn.)

Ohio

Ohio leads series 4-1
H: 1-0 | A: 1-1 | N: 0-2

11/24/84	L, 77-79	N ¹
12/2/89	L, 55-62	N ²
12/4/93	W, 75-60	H
11/28/94	L, 66-67 OT	A
3/20/16	L, 57-64	A ³

1 - Tennessee Tech Classic (Cookeville, Tenn.)
 2 - Roger L. White Invitational (Evanston, Ill.)
 3 - WNIT (Athens, Ohio)

Oklahoma State

Virginia Tech leads series 1-0
H: 0-0 | A: 0-0 | N: 1-0

12/20/94	W, 83-77	N ¹
----------	----------	----------------

1 - San Juan Shootout (San Juan, P.R.)

Old Dominion

ODU leads series 21-8
H: 3-10 | A: 5-10 | N: 0-1

2/2/77	L, 39-82	A
1/27/78	L, 48-108	H
3/2/78	L, 53-83	A ¹
2/8/79	L, 47-91	A
2/5/80	L, 52-78	H
2/23/81	L, 39-85	A
3/6/81	L, 54-65	N ²
12/7/81	L, 45-82	H
12/20/82	L, 53-84	A
3/1/84	L, 67-100	H
1/30/85	L, 76-86	H
11/30/85	W, 73-72	A
12/19/86	L, 54-76	A ³
1/20/88	L, 56-77	H
12/17/88	L, 63-68	A
12/21/89	L, 72-84	H
12/8/90	L, 69-80	H
12/7/91	L, 55-71	H
12/19/92	W, 76-63	A
12/21/00	W, 69-57	A

11/19/01	W, 68-62	H
12/21/02	L, 49-63	H
12/3/03	W, 79-72	H
11/27/04	L, 56-87	A
11/22/05	W, 76-69	H
11/11/11	W, 77-65	A
11/9/12	L, 35-55	H
11/11/13	W, 73-61	A
11/25/14	L, 62-69	H

- 1 - Virginia State Tournament (Norfolk, Va.)
 2 - Virginia State Tournament (Hamnsburg, Va.)
 3 - Old Dominion Classic (Norfolk, Va.)

Oregon

Oregon leads series 1-0
H: 0-0 | A: 0-1 | N: 0-0

11/27/99	L, 53-73	A ¹
----------	----------	----------------

1 - Pepsi Shootout (Eugene, Ore.)

Penn State

PSU leads series 3-0
H: 0-2 | A: 1-1 | N: 0-1

3/23/04	L, 48-61	H ¹
12/6/11	L, 28-66	A
12/12/12	L, 41-60	H
12/3/15	W, 64-59	H ²

1 - NCAA Championships (Blacksburg, Va.)
 2 - BigTen/ACC Challenge (University Park, Pa.)

Pittsburgh

Virginia Tech leads series 7-4
H: 4-1 | A: 2-2 | N: 1-1

2/19/80	L, 54-76	A
11/30/96	L, 63-72	N ¹
2/11/01	W, 86-50	W
12/5/01	W, 83-64	A
1/15/03	W, 61-53	H
1/21/04	W, 67-57	A
2/28/04	W, 85-55	H
2/20/14	W, 69-62	H
2/12/15	L, 35-53	H
3/5/15	W, 51-45	N ²
2/14/16	L, 48-59	H

1 - Hawaiian Air Wahine Classic (Honolulu, Hawaii)
 2 - ACC Tournament (Greensboro, N.C.)

Prairie View A&M

Virginia Tech leads series 1-0
H: 0-0 | A: 0-0 | N: 1-0

11/24/07	W, 74-66	N ¹
----------	----------	----------------

1 - Junkaroo Jam (Freeport, Bahamas)

Presbyterian

Virginia Tech leads series 4-0
H: 4-0 | A: 0-0 | N: 0-0

1/5/09	W, 64-31	H
11/12/10	W, 59-52	H
11/30/13	W, 55-33	H
11/13/15	W, 58-44	H

Providence

Virginia Tech leads series 7-1
H: 4-0 | A: 3-1 | N: 0-0

2/3/01	W, 65-54	A
2/21/01	W, 71-64	H
2/13/02	L, 61-67	H
2/1/03	W, 80-56	H
1/4/04	W, 64-34	H
2/21/04	W, 77-56	A
11/23/14	W, 72-69	A
11/20/15	W, 62-46	H

Purdue

Purdue leads series 1-0
H: 0-0 | A: 0-1 | N: 0-0

3/23/03	L, 62-80	A ¹
---------	----------	----------------

1 - NCAA Tournament (West Lafayette, Ind.)

Queens (N.Y.)

Virginia Tech leads series 1-0
H: 0-0 | A: 1-0 | N: 0-0

12/27/81	W, 100-51	N ¹
----------	-----------	----------------

1 - Queens College Tournament (Flushing, N.Y.)

Radford

Virginia Tech leads series 25-9
H: 14-4 | A: 11-5 | N: 1-0

1/12/77	L, 50-60	A
1/24/78	L, 52-73	H
2/20/78	L, 68-81	A
2/14/79	L, 60-66	H
2/23/80	W, 63-62	A
11/28/81	W, 81-63	H
12/9/82	W, 73-63	A
2/27/85	W, 71-64	H
2/18/86	L, 81-86	A
12/6/86	W, 64-55	H ¹
2/10/88	W, 77-74	A
3/1/89	W, 71-59	H
2/28/90	W, 66-54	A
2/21/91	W, 87-49	H
2/12/92	L, 72-75	H
1/20/93	W, 81-68	H
2/1/94	W, 72-63	A
12/1/94	W, 72-42	H
11/29/95	L, 64-81	A
12/11/96	L, 83-84	H
12/10/97	W, 84-67	A
11/22/98	W, 86-52	H

1/2/00	W, 66-42	A
12/9/00	W, 71-45	H
12/12/01	W, 80-46	A
12/31/02	W, 78-56	H
12/7/05	W, 58-52	A
11/10/06	L, 60-67	H
11/18/08	W, 78-54	H
11/25/09	W, 78-51	A
12/21/10	W, 68-54	H
12/21/13	W, 82-33	H
12/21/14	W, 73-60	H
12/21/15	W, 47-40	H

- 1 - Converse Christmas Classic (Blacksburg, Va.)

Randolph-Macon

Virginia Tech leads series 1-0
H: 1-0 | A: 0-0 | N: 0-0

1/30/86	W, 76-64	H
---------	----------	---

Rhode Island

Virginia Tech leads series 4-2
H: 2-1 | A: 1-1 | N: 1-0

2/10/96	L, 63-68	H
12/6/11	L, 58-69	A
12/9/98	W, 84-60	H
2/14/99	W, 64-62	A
1/6/00	W, 81-38	H
3/3/00	W, 68-37	N ¹

1 - A10 Conference Tourn. (Philadelphia, Pa.)

Richmond

Richmond leads series 6-5
H: 3-2 | A: 2-4 | N: 0-0

12/5/87	W, 70-58	H
1/4/89	L, 54-79	A
12/30/89	L, 58-66	A ¹
2/20/96	L, 55-64	H
12/19/96	L, 76-82	A
12/2/00	W, 77-74	A
11/15/01	W, 76-62	H
2/2/05	W, 79-63	H
12/4/05	W, 54-47	A
12/5/12	L, 51-65	A
11/27		

St. John's

Virginia Tech leads series 4-3
H: 2-0 | A: 2-1 | N: 0-2

12/27/82	L, 60-64	N ¹
12/1/89	L, 67-78	N ²
2/27/01	W, 62-54	A
1/19/02	W, 69-50	H
3/4/03	W, 69-53	A
3/2/04	W, 69-38	H
12/20/09	L, 62-75	A ³

1 - Queens College Holiday Classic (Flushing, N.Y.)
 2 - Roger I. White Invitational (Evanston, Ill.)
 3 - St. John's Holiday Classic (Queens, N.Y.)

St. Joseph's (Pa.)

Virginia Tech leads series 5-3
H: 1-1 | A: 2-2 | N: 2-0

3/16/95	W, 62-52	N ¹
2/3/96	L, 50-57	A
1/12/97	L, 44-75	H
2/12/98	L, 43-58	A
2/26/98	W, 67-62	A ²
1/22/99	W, 65-56	H
1/23/00	W, 62-53	A
11/28/08	W, 66-63	N ³

1 - NCAA Tournament (Storrs, Conn.)
 2 - A10 Conference Tour. (Philadelphia, Pa.)
 3 - Vanderbilt Thanksgiving Tour. (Nashville, Tenn.)

St. Louis

Series tied 1-1
H: 0-0 | A: 0-0 | N: 1-1

12/18/79	W, 71-60	N ¹
2/6/81	L, 65-72	N ²

1 - Metro Holiday Tournament (Tallahassee, Fla.)
 2 - Metro Conference Tour. (New Orleans, La.)

St. Mary's (Calif.)

Series tied 1-1
H: 0-0 | A: 1-1 | N: 0-0

11/27/97	W, 68-59	A ¹
11/25/11	L, 47-60	A ¹

1 - St. Mary's Thanksgiving Classic (Moraga, Calif.)

St. Peter's (N.J.)

Virginia Tech leads series 1-0
H: 1-0 | A: 0-1 | N: 0-0

3/13/99	W, 73-48	H ¹
---------	----------	----------------

1 - NCAA Tournament (Blacksburg, Va.)

Stetson

Stetson leads series 1-0
H: 0-0 | A: 0-1 | N: 0-0

11/24/95	L, 77-83	A
----------	----------	---

Syracuse

Syracuse leads 5-4
H: 2-1 | A: 2-4 | N: 0-0

11/27/88	L, 75-76 OT	A ¹
1/31/01	W, 48-46	A
1/5/02	W, 62-56	H
1/23/02	L, 59-75	A
1/4/03	W, 73-63	H
1/31/04	W, 75-60	A
2/6/14	L, 48-73	A
2/15/15	L, 51-59	H
1/10/16	L, 39-60	A

1 - Carrier Classic (Syracuse, N.Y.)

Temple

Virginia Tech leads series 4-2
H: 2-0 | A: 2-1 | N: 0-1

12/28/82	L, 83-85 2OT	N ¹
2/12/96	W, 86-49	H
1/10/97	L, 61-79	A
2/14/98	W, 69-51	A
2/24/99	W, 89-69	H
1/21/00	W, 59-54	A

1 - Queens College Holiday Classic (Flushing, N.Y.)

Tennessee

UT leads series 7-1
H: 0-3 | A: 1-3 | N: 0-1

1/4/83	L, 47-56	H
1/10/84	L, 63-77	A
11/28/89	L, 55-81	A
12/3/90	L, 54-64	A
1/20/94	L, 51-88	H
2/22/95	L, 33-66	H
3/20/99	L, 52-68	N ¹
12/6/15	W, 57-43	A

1 - NCAA Tournament (Greensboro, N.C.)

Tennessee Tech

Series tied 1-1
H: 0-0 | A: 0-1 | N: 1-0

11/23/84	L, 79-94	A ¹
11/25/06	W, 87-52	N ²

1 - Tennessee Tech Classic (Cookeville, Tenn.)
 2 - Pepperdine Tournament (Malibu, Calif.)

Texas A&M Corpus Christi

Virginia Tech leads series 1-0
H: 1-0 | A: 0-0 | N: 0-0

12/29/05	W, 76-64	H ¹
----------	----------	----------------

1 - Lady Luck Classic (Blacksburg, Va.)

Texas San Antonio

Virginia Tech leads series 1-0
H: 0-0 | A: 0-0 | N: 1-0

12/20/07	W, 84-59	N ¹
----------	----------	----------------

1 - Tulane Tournament (New Orleans, La.)

Texas Tech

Series tied 2-2
H: 0-0 | A: 0-1 | N: 2-1

12/21/94	L, 47-68	N ¹
3/18/01	L, 52-73	A ²
12/19/04	W, 71-70 OT	N ³
12/20/05	W, 69-62	N ⁴

1 - San Juan Shootout (San Juan, P.R.)
 2 - NCAA Tournament (Lubbock, Texas)
 3 - Duel in the Desert (Las Vegas, Nev.)
 4 - Caribbean Classic (Cancun, Mexico)

Towson

Virginia Tech leads series 1-0
H: 1-0 | A: 0-0 | N: 0-0

12/29/90	W, 92-61	H ¹
----------	----------	----------------

1 - Diamond Club Classic (Blacksburg, Va.)

Tulane

Virginia Tech leads series 9-8
H: 6-1 | A: 2-6 | N: 1-1

1/29/82	L, 64-72	N ¹
2/25/82	W, 62-52	N ²
2/25/84	L, 59-64	A
1/10/85	W, 104-64	H
1/13/86	L, 77-89 OT	A
1/20/90	W, 82-59	H
3/3/90	W, 70-53	A
1/14/91	W, 64-54	A
2/11/91	W, 67-41	H
2/1/92	L, 56-59	A
2/29/92	L, 43-63	H
1/16/93	W, 80-57	H
2/15/93	L, 65-79	A
1/15/94	L, 64-75	A
2/26/94	W, 71-65	H
1/27/95	L, 62-72	A
2/12/95	W, 77-65	H

1 - Cincinnati, Ohio
 2 - Metro Conference Tour. (Memphis, Tenn.)

UAB

Virginia Tech leads series 2-1
H: 1-0 | A: 0-1 | N: 1-0

12/21/06	L, 59-70	A
12/2/07	W, 77-71	H
12/19/09	W, 68-66 OT	N ¹

1 - St. John's Holiday Classic (Queens, N.Y.)

UCF

UCF leads series 1-0
H: 0-0 | A: 0-1 | N: 0-0

12/18/11	L, 32-41	A
----------	----------	---

UMass

UMass leads series 5-4
H: 1-3 | A: 2-1 | N: 1-1

12/28/86	W, 86-63	N ¹
1/18/96	L, 47-65	A
3/2/96	L, 42-64	H ²
1/29/97	L, 52-54	H
1/4/98	L, 56-58	H
3/2/98	W, 66-64 OT	A ³
2/12/99	W, 67-51	A
2/13/00	W, 66-45	H
3/4/00	L, 54-58	N ⁴

1 - Texaco/Wildcat Tournament (Villanova, Pa.)
 2 - Atlantic 10 Conference Tour. (Blacksburg, Va.)
 3 - Atlantic 10 Conference Tour. (Amherst, Mass.)
 4 - Atlantic 10 Conference Tour. (Philadelphia, Pa.)

UMBC

Virginia Tech leads series 3-0
H: 3-0 | A: 0-0 | N: 0-0

12/29/97	W, 89-36	H ¹
1/3/10	W, 74-44	H
12/29/11	W, 57-52	H ²

1 - Diamond Club Classic (Blacksburg, Va.)
 2 - Hokie Classic (Blacksburg, Va.)

UNC Asheville

Virginia Tech leads series 1-0
H: 1-0 | A: 0-0 | N: 0-0

12/28/00	W, 85-47	H ¹
----------	----------	----------------

1 - Lady Luck Classic (Blacksburg, Va.)

UNCG

Virginia Tech leads series 7-1
H: 5-0 | A: 1-1 | N: 1-0

12/30/91	W, 84-65	H ¹
1/6/93	L, 54-63	A
11/21/96	W, 89-86	H
12/4/97	W, 88-74	A
3/13/02	W, 51-45	H ²
11/22/02	W, 54-46	H
1/10/07	W, 56-45	H
11/14/08	W, 59-53	H

1 - Diamond Club Classic (Blacksburg, Va.)
 2 - WNIT (Blacksburg, Va.)

USC Upstate

Virginia Tech leads series 2-0
H: 2-0 | A: 0-0 | N: 0-0

2/2/09	W, 68-62 OT	H
12/15/13	W, 65-61	H

UT Martin

Virginia Tech leads series 1-0
H: 1-0 | A: 0-0 | N: 0-0

12/28/02	W, 87-55	H ¹
----------	----------	----------------

1 - Lady Luck Classic (Blacksburg, Va.)

Valparaiso

Virginia Tech leads series 1-0
H: 0-0 | A: 0-0 | N: 1-0

11/19/04	W, 64-57	N ¹
----------	----------	----------------

1 - Subway Basketball Classic (Minneapolis, Minn.)

Vanderbilt

Vanderbilt leads series 1-2
H: 0-0 | A: 0-0 | N: 0-1

11/29/91	L, 63-78	N ¹
11/29/08	L, 43-72	A ²
12/30/10	W, 74-68	H ³

1 - Coors Classic (Boulder, Colo.)
 2 - Vanderbilt Thanksgiving Tour. (Nashville, Tenn.)
 3 - Hilton Garden Inn Classic (Blacksburg, Va.)

Vermont

Virginia Tech leads series 1-0
H: 1-0 | A: 0-0 | N: 0-0

3/20/02	W, 76-48	H ¹
---------	----------	----------------

1 - WNIT (Blacksburg, Va.)

Villanova

Villanova leads series 4-3
H: 2-1 | A: 0-2 | N: 1-1

11/29/97	L, 46-55	N ¹
1/23/01	W, 65-59	H
3/4/01	W, 73-67	N ²
2/23/02	L, 64-76	A
1/7/03	L, 60-62	A
2/22/03	L, 61-71	H
1/14/04	W, 63-50	H

1 - St. Mary's Thanksgiving Classic (Moraga, Calif.)
 2 - BIG EAST Conference Tournament (Storrs, Conn.)

Virginia

Virginia leads series 45-10
H: 5-17 | A: 4-21 | N: 1-7

12/9/76	L, 52-54	A
2/24/77	L, 58-67	H
1/9/78	L, 39-54	A
3/3/78	L, 38-58	N ¹
1/17/79	L, 58-64	H
1/14/80	L, 39-48	N ²
1/3/81	L, 43-58	N ³
3/7/81	L, 41-49	N ⁴
2/6/82	W, 63-56	N ⁵
1/8/83	L, 66-70	A
1/4/84	L, 70-88	N ⁶
1/16/85	L, 62-74	A
12/10/85	L, 58-87	N ⁷
12/9/86	L, 43-73	A
12/8/87	L, 57-74	H
11/29/88	L, 73-75	A
1/3/90	L, 77-79	H
11/28/90	L, 44-93	A
12/8/92	L, 59-93	H
12/8/93	L, 66-78	A
1/13/95	W, 69-62	H
12/6/95	L, 38-80	H
2/6/97	L, 41-90	H
11/25/97	L, 49-64	A
11/30/98	W, 81-65	H
12/20/99	L, 62-67	H
11/23/00	W, 57-56	H
11/29/01	L, 58-60	H
12/3/02	W, 72-56	H
11/23/03	W, 63-62	A
1/28/05	L, 67-70	A
2/13/05	L, 58-61	H
1/16/06	L, 59-78	H
2/2/06	W, 65-54	A
1/22/07	W, 60-58	A
2/15/07	L, 76-79	H
1/13/08	L, 57-70	A
2/17/08	L, 53-62	H
1/21/09	L, 69-75	H
2/8/09	L, 61-69	A
3/5/09	L, 57-66	N ⁵
1/18/10	L, 56-70	H
2/28/10	L, 46-55	A
1/23/11	L, 37-72	A
2/27/11	L, 71-73 OT	H
1/12/12	L, 39-52	L
2/19/12	L, 40-66	H
1/3/13	L, 48-52	A
2/10/13	L, 47-50	H
1/9/14	L, 60-67	H
2/16/14	L, 64-80	A
1/4/15	L, 47-62	A
2/22/15	L, 59-73	H
2/7/16	W, 66-46	A
2/28/16	W, 60-55	H

1 - Virginia State Tournament (Norfolk, Va.)
 2 - Richmond, Va.
 3 - Roanoke, Va.
 4 - Virginia State Tournament (Harrisonburg, Va.)
 5 - ACC Tournament (Greensboro, N.C.)

Virginia Commonwealth

Virginia Tech leads series 17-9
H: 11-2 | A: 5-7 | N: 1-0

2/3/77	W, 53-43	A
2/3/78	W, 87-45	H
2/17/78	W, 75-47	A

2/24/79	L, 56-69	A
3/2/79	W, 75-54	H ¹
12/11/79	W, 87-66	H
2/5/83	W, 81-57	H
2/13/84	W, 81-63	A
2/25/85	W, 90-57	H
3/2/87	L, 74-85	A
1/2/88	W, 75-74	H
12/19/88	L, 76-88 OT	A
1/23/90	W, 64-52	H
1/30/92	L, 66-74	A
2/8/92	L, 57-59	H
1/9/93	W, 70-67	H
3/1/93	L, 69-71	A
2/12/94	W, 64-54	H
2/22/94	W, 65-49	A
3/8/94	W, 61-46	N ²
1/8/95	W, 54-51	A
2/17/95	W, 51-63	H
12/9/95	L, 54-57	H
2/17/97	L, 60-65	A
11/16/09	L, 58-72	A
11/21/10	W, 63-61 OT	H

1 - Virginia State Tournament (Blacksburg, Va.)
 2 - Metro Conference Tournament (Louisville, Ky.)

Virginia State

VSU leads series 3-2
H: 1-2 | A: 1-1 | N: 0-0

12/4/76	L, 42-46	H
1/20/78	L, 55-81	H
1/23/79	L, 67-69	A
2/23/80	W, 63-50	A
12/11/80	W, 62-45	H

Virginia Union

Virginia Union leads series 3-2
H: 2-1 | A: 0-2 | N: 0-0

2/9/78	W, 73-68	H
1/27/79	L, 59-73	A
1/21/80	W, 71-62	H
2/27/80	L, 52-63	H ¹
2/21/81	L, 51-55	A

1 - Virginia State Tournament (Blacksburg, Va.)

ALL-TIME SERIES RECORDS

OPPONENT	RECORD	STREAK		LAST MEETING	OPPONENT	RECORD	STREAK		LAST MEETING		
Air Force	1-0	Won 1	W	75-70	Nov. 27, 1991	Missouri State	0-1	Lost 1	L	45-61	Nov. 17, 1994
Akron	2-0	Won 2	W	80-59	Dec. 28, 1998	Morgan State	1-0	Won 1	W	73-33	Dec. 9, 2015
Alabama	2-0	Won 2	W	72-59	Dec. 4, 2004	Morehead State	6-0	Won 6	W	77-64	Feb. 3, 2007
Alcorn State	1-0	Won 1	W	87-44	Dec. 29, 2010	Mount St. Mary's	2-0	Won 2	W	59-42	Dec. 19, 2015
American	1-1	Won 1	W	92-57	Dec. 4, 1981	N.C. State	1-16	Lost 1	L	61-72	Jan. 21, 2016
Appalachian State	12-2	Won 4	W	71-68	Nov. 14, 2012	NJIT	1-0	Won 1	W	67-51	Dec. 29, 2009
Auburn	1-5	Lost 1	#L	73-81	Mar. 22, 2007	Norfolk State	5-3	Won 5	W	60-49	Nov. 18, 2014
Boston College	12-12	Lost 1	L	37-49	Mar. 2, 2016	North Carolina	4-18	Lost 2	L	67-71	Feb. 18, 2016
Bradley	2-0	Won 2	W	76-62	Jan. 12, 1994	North Carolina A&T	2-0	Won 2	W	58-39	Dec. 27, 2012
Bridgewater	2-1	Won 1	W	70-58	Dec. 6, 1978	North Carolina Central	4-0	Won 4	W	80-44	Dec. 10, 2014
Bucknell	1-0	Won 1	W	87-49	Nov. 17, 2013	Northern Arizona	0-1	Lost 1	L	50-80	Dec. 19, 1995
Campbell	1-0	Won 1	W	70-59	Dec. 30, 1995	Northwestern	1-2	Lost 2	L	45-70	Dec. 4, 2014
Carson Newman	1-0	Won 1	W	71-56	Dec. 19, 1980	Northwestern State (La.)	1-0	Won 1	W	71-46	Nov. 24, 2001
Charleston (W.Va.)	9-3	Won 8	W	77-50	Feb. 17, 1989	Notre Dame	1-8	Lost 4	L	41-80	Jan. 24, 2016
Charlotte	13-11	Lost 2	L	65-71 OT	Nov. 16, 2011	Ohio	1-4	Lost 2	#L	57-64	Mar. 20, 2016
Chattanooga	3-0	Won 3	W	64-45	Dec. 28, 2011	Oklahoma State	1-0	Won 1	W	83-77	Dec. 20, 1994
Cincinnati	12-11	Lost 1	L	55-66	Feb. 23, 1991	Old Dominion	8-21	Lost 1	L	72-65	Nov. 25, 2014
Clemson	9-10	Won 1	W	79-49	Jan. 18, 2016	Oregon	0-1	Lost 1	L	53-73	Nov. 27, 1999
Colgate	2-0	Won 2	W	94-50	Dec. 30, 1987	Penn State	1-3	Won 1	W	64-59	Dec. 3, 2016
College of Charleston	1-0	Won 1	W	81-47	Nov. 22, 2015	Pittsburgh	7-4	Lost 1	L	48-59	Feb. 14, 2016
Colorado State	1-0	Won 1	W	73-69	Dec. 19, 1993	Prairie View A&M	1-0	Won 1	W	74-66	Nov. 24, 2007
Connecticut	1-10	Lost 9	L	56-79	Mar. 21, 2006	Presbyterian	4-0	Won 4	W	58-44	Nov. 13, 2015
Coppin State	1-0	Won 1	W	72-39	Dec. 13, 2015	Providence	7-1	Won 5	W	62-46	Nov. 20, 2016
Cornell	1-0	Won 1	W	73-50	Dec. 29, 1996	Purdue	0-1	Lost 1	^L	62-80	Mar. 23, 2003
Dartmouth	1-0	Won 1	W	80-73 OT	Jan. 20, 2008	Queens College	1-0	Won 1	W	100-51	Dec. 27, 1981
Davidson	1-0	Won 1	W	87-62	Dec. 30, 2004	Radford	25-9	Won 6	W	47-40	Dec. 21, 2015
Dayton	11-2	Won 1	W	68-63	Feb. 27, 2000	Randolph-Macon	1-0	Won 1	W	76-64	Jan. 30, 1986
Delaware	2-0	Won 2	W	74-61	Dec. 20, 1985	Rhode Island	4-2	Won 4	W	68-37	Mar. 3, 2000
Delaware State	1-0	Won 1	W	66-50	Nov. 18, 2006	Richmond	5-6	Lost 2	L	56-64	Nov. 27, 2013
DePaul	1-1	Lost 1	^L	78-79	Mar. 20, 2005	Roanoke College	3-0	Won 3	W	100-67	Feb. 20, 1982
Detroit	1-1	Won 1	W	71-57	Dec. 29, 2006	Robert Morris	2-1	Won 1	W	70-74	Dec. 29, 2013
Denver	2-0	Won 2	W	56-40	Nov. 25, 2005	Rutgers	2-4	Lost 2	L	43-56	Jan. 7, 2004
Drexel	1-0	Won 1	W	92-41	Dec. 29, 1992	Savannah State	1-0	Won 1	W	68-41	Feb. 11, 2010
Duke	2-24	Lost 22	L	62-66	Feb. 18, 2016	Seton Hall	5-0	Won 5	W	48-42	Feb. 18, 2004
Duquesne	8-3	Won 6	W	66-52	Dec. 29, 2002	Siena	0-1	Lost 1	L	64-69	Dec. 30, 1997
East Carolina	4-2	Won 3	W	72-46	Dec. 30, 2007	SMU	1-1	Lost 1	L	56-63	Dec. 20, 2008
East Tennessee State	10-7	Won 5	W	72-65	Nov. 29, 2014	South Carolina	6-15	Lost 1	L	51-66	Feb. 16, 1991
Eastern Illinois	0-1	Lost 1	L	65-70	Nov. 24, 1990	South Florida	8-1	Won 2	W	85-69	Feb. 19, 1995
Elon	3-0	Won 3	#W	68-59	Mar. 17, 2016	Southern California	0-1	Lost 1	L	64-65	Nov. 23, 2007
Emory & Henry	3-0	Won 3	W	75-59	Feb. 25, 1978	Southern Miss	12-18	Won 1	W	105-40	Dec. 28, 2004
Evansville	1-0	Won 1	W	79-59	Nov. 29, 2005	Southern Utah	1-0	Won 1	W	63-55	Nov. 26, 1999
Florida	1-3	Lost 1	L	44-73	Dec. 1, 2014	St. Bonaventure	5-1	Won 4	W	73-56	Feb. 17, 2000
Florida Gulf Coast	0-3	Lost 3	L	56-63	Dec. 16, 2012	St. Francis (Pa.)	1-0	Won 1	W	77-62	Dec. 12, 2004
Florida International	0-1	Lost 1	L	70-79	Nov. 29, 2002	St. John's	4-3	Lost 1	L	62-75	Dec. 20, 2009
Florida State	10-25	Lost 4	L	50-68	Jan. 31, 2016	St. Joseph's (Pa.)	5-3	Won 4	W	66-63	Nov. 28, 2008
Fordham	8-0	Won 8	W	80-67	Jan. 6, 2005	St. Louis	1-1	Lost 1	L	65-72	Feb. 6, 1981
Furman	4-0	Won 4	W	59-30	Dec. 30, 2015	St. Mary's (Calif.)	1-1	Lost 1	L	47-60	Nov. 25, 2011
Gardner-Webb	2-0	Won 2	W	76-39	Dec. 28, 2001	St. Peter's (N.J.)	1-0	Won 1	^W	73-48	Mar. 13, 1999
George Mason	6-3	Won 1	W	80-63	Nov. 15, 2015	Stetson	0-1	Lost 1	L	77-83	Nov. 24, 1995
George Washington	11-10	Won 3	W	50-31	Nov. 25, 2012	Syracuse	4-5	Lost 3	L	39-60	Jan. 10, 2016
Georgetown	4-3	Lost 1	L	56-73	Nov. 18, 2015	Temple	4-2	Won 3	W	59-54	Jan. 21, 2000
Georgia	0-3	Lost 3	L	60-65	Nov. 17, 1999	Tennessee	1-7	Won 1	W	57-43	Dec. 6, 2015
Georgia Southern	1-0	Won 1	W	84-61	Dec. 20, 1983	Tennessee Tech	1-1	Won 1	W	87-52	Nov. 25, 2006
Georgia State	1-0	Won 1	W	80-56	Mar. 16, 2000	Texas A&M-Corpus Christi	1-0	Won 1	W	76-64	Dec. 29, 2005
Georgia Tech	5-9	Lost 3	L	34-51	Feb. 4, 2016	Texas-San Antonio	1-0	Won 1	W	84-59	Dec., 20, 2007
Hampton	4-1	Lost 1	L	60-70	Jan. 1, 2014	Texas Tech	2-2	Won 2	W	69-62	Dec. 20, 2005
High Point	2-0	Won 2	W	103-64	Nov. 11, 2007	Towson	1-0	Won 1	W	92-61	Dec. 29, 1990
Hofstra	2-0	Won 2	W	60-43	Dec. 30, 2014	Tulane	9-8	Won 1	W	77-65	Feb. 12, 1995
Houston	1-2	Lost 1	#L	72-77 2OT	Mar. 23, 2002	UAB	2-1	Won 2	W	68-66 OT	Dec. 19, 2009
Howard	4-0	Won 4	W	84-32	Nov. 9, 2013	UCF	0-1	Lost 1	L	32-41	Dec. 18, 2011
Illinois	0-1	Lost 1	L	66-68	Nov. 30, 1991	UMass	4-5	Lost 1	L	54-58	Mar. 4, 2000
Indiana	0-1	Lost 1	L	65-71	Dec. 4, 2013	UMBC	3-0	Won 3	W	57-52	Dec. 29, 2011
Iona	1-0	Won 1	W	50-49	Jan. 3, 1997	UNC Asheville	1-0	Won 1	W	85-47	Dec. 28, 2000
Iowa	1-2	Lost 2	L	47-58	Nov. 30, 2011	UNCG	7-1	Won 6	W	59-53	Nov. 14, 2008
Iowa State	1-1	Lost 1	L	69-75	Nov. 24, 2006	USC Upstate	2-0	Won 2	W	65-61	Dec. 15, 2013
IUPUI	0-1	Lost 1	L	52-64	Dec. 19, 2008	UT-Martin	1-0	Won 1	W	87-55	Dec. 28, 2002
James Madison	22-13	Lost 1	L	59-66	Nov. 22, 2009	Valparaiso	1-0	Won 1	W	64-57	Nov. 19, 2004
Kentucky	1-1	Won 1	W	76-66	Feb. 19, 1989	Vanderbilt	1-2	Won 1	W	74-68	Dec. 30, 2010
La Salle	7-4	Won 6	W	64-57	Feb. 24, 2000	Vermont	1-0	Won 1	#W	76-48	Mar. 20, 2002
Lafayette	1-0	Won 1	W	66-44	Dec. 29, 2008	Villanova	3-4	Won 1	W	63-50	Jan. 14, 2004
Lamar	0-1	Lost 1	L	54-71	Nov. 23, 1990	Virginia	10-45	Won 2	W	60-55	Feb. 28, 2016
Lenoir-Rhyne	0-1	Lost 1	L	73-87	Feb. 1, 1979	Virginia Commonwealth	17-9	Won 1	W	63-61 OT	Nov. 21, 2010
Liberty	14-1	Lost 1	L	43-45	Dec. 30, 2008	Virginia State	2-3	Won 2	W	62-45	Dec. 11, 1980
Longwood	9-1	Won 8	W	74-42	Dec. 6, 2014	Virginia Union	2-3	Lost 2	L	51-55	Feb. 21, 1981
Louisville	17-17	Lost 2	L	45-56	Jan. 7, 2016	Wake Forest	12-12	Won 2	W	54-48	Feb. 25, 2016
Loyola (Md.)	1-0	Won 1	W	58-55	Dec. 30, 1996	Washington State	1-0	Won 1	W	72-50	Nov. 30, 2002
LSU	1-2	Lost 2	L	40-70	Nov. 14, 2006	West Virginia	11-5	Won 1	W	60-56	Nov. 13, 2006
Maine	1-0	Won 1	W	79-68	Dec. 29, 2000	West Virginia State	1-0	Won 1	W	93-40	Nov. 25, 1989
Marshall	8-1	Won 8	W	84-78	Dec. 30, 1992	West Virginia Wesleyan	2-0	Won 2	W	100-46	Nov. 18, 1980
Maryland	6-9	Lost 2	L	48-87	Mar. 2, 2014	Western Carolina	4-0	Won 4	W	79-58	Dec. 14, 2014
Maryland Eastern Shore	1-0	Won 1	W	63-41	Nov. 18, 2014	Western Michigan	2-0	Won 2	W	69-65	Dec. 19, 2005
Memphis	8-11	Won 7	W	77-73	Feb. 2, 1991	William & Mary	12-3	Lost 1	L	59-78	Nov. 21, 2011
Mercer	2-0	Won 2	W	117-84	Feb. 16, 1987	Wingate	1-0	Won 1	W	58-43	Dec. 1, 1992
Miami	6-16	Lost 9	L	56-67 OT	Feb. 21, 2016	Winston-Salem State	2-0	Won 2	W	67-43	Nov. 14, 2007
Miami (Ohio)	1-0	Won 1	W	77-60	Nov. 21, 2003	Winthrop	3-0	Won 3	W	53-48	Dec. 5, 2010
Michigan	0-2	Lost 2	L	51-71	Dec. 3, 2009	Wisconsin	2-1	Won 1	W	47-38	Nov. 28, 2012
Michigan State	3-1	Won 1	W	72-66	Dec. 7, 2013	Wofford	3-0	Won 3	W	73-42	Nov. 25, 2015
Minnesota	1-3	Lost 2	L	64-65	Nov. 26, 2011	Xavier	2-9	Lost 3	L	46-68	Feb. 10, 2000
Mississippi	0-2	Lost 2	L	57-60	Dec. 29, 1987	Yale	1-0	Won 1	W	95-66	Jan. 9, 1982
Mississippi State	4-1	Won 4	W	63-56	Nov. 29, 2003	Youngstown State	0-1	Lost 1	L	81-92	Jan. 18, 1992
Missouri	1-0	Won 1	^W	82-51	Mar. 19, 2006	^NCAA Tournament game - #WNIT game					

ALL-TIME ROSTER

WOMEN'S BASKETBALL BECAME A VARSITY SPORT AT VIRGINIA TECH STARTING WITH THE 1976-77 SEASON.

All players listed appeared in at least one game during their career.

Name	Years Played	Name	Years Played	Name	Years Played
Kim Albany	1978-82	Angela Donnell	1991-95	Pam Johnson	1983-84
Maria Albertsson	1997-99	Maureen Donovan	1983-87	Nicole Jones	1998-02
Britney Anderson	2003-07	Kelly Drinka	1995-98	Cyndi Justice	1987-91
Jackie Ansley	1981-84	Utahya Drye	2006-10	Denise Kayajian	1986-88
Robin Armistead	1976-77	Rayna DuBose	2001-05	Gail Kelley	1976-79
Taylor Ayers	2009-12	Marybeth Duffy	1981-82	Angie Kelly	1982-86
Michelle Bain	1984-88	Tammie Edwards	1980-83	Alex Kiss-Rusk	2012-13
Sherry Banks	1993-97	Kim Ennet	1979-80	Kelly Koshuta	2015-16
Andrea Barbour	2007-08	Lauren Evans	2012-14	Ieva Kublina	2000-04
Elizabeth Basham	2007-11	Nia Evans	2010-14	Pauline Landes	1978-81
Mary Beth Bergmann	1987-91	Alyssa Fenyn	2009-13	Cynthia Lee	1992-96
Sandy Berry	1978-81	Megan Finnerty	2002-06	Robin Lee	1981-85
Thea Bertola	1976-77	Helena Flannagan	1977-79	Lisa Leftwich	1991-95
Lindsey Biggs	2006-10	Brandy Fowler	2002-04	A.J. Lemaitre	2005-09
Kelly Bradley	1976-78	Judy Fowler	1990-94	Missy Lemons	1996-00
Noreen Brennan	1981-85	Jeni Garber	1988-91	Brittany Lewis	2008-09
Eleanor Brentnall	2006-08	Karen Garbis	1976-79	Amy Lingenfelder	2001-03
Taiqua Brittingham	1981-85	Kerri Gardin	2002-06	Emily Lipton	1999-03
Erinn Brooks	2015-	Terri Garland	1992-96	Alexis Lloyd	2012-13
Heidi Brown	2015-16	Erin Gibson	2001-05	Lakeisha Logan	2006-10
Latisia Brown	1988-92	Mary Gilligan	1979-80	Sue Logsdon	1990-94
Stacy Brown	1993-97	Alana Gilmer	2015-16	Regan Magarity	2014-
Peg Bunker	1976-79	Brittany Gordon	2007-11	Reneé Maitland	1994-98
Kristin Burke	1995-97	Angie Gray	1992-96	Christie Marrone	2004-05
Kelley Burrier	1992-93	Stephanie Green	1985-89	Carrie Mason	2002-06
Amy Byrne	1986-90	Shani Grey	2006-10	Serafina Maulupe	2013-14
Rachel Camp	2014-	Maggie Griesser	2002-03	Elizabeth McCullough	1989-91
Taijah Campbell	2012-16	Lisa Griffith	1989-93	Sonya Melton	1994-95
Stephanie Carter	1991-95	Lisa Guarneri	2000-02	Sandy Michel	1988-90
Regina Cephalis	1978-80	Porchia Hadley	2009-14	Tracy Miller	1980-85
Dawn Chriss	2002-06	Amber Hall	2005-09	Brittany Montgomery	2010-12
Maryann Clary	1978-79	Cathy Hall	1976-79	Karen Moore	1976-77
Sandy Collins	1981-82	Larryqua Hall	2011-13	Barb Morris	1976-78
Kelsey Conyers	2011-15	Lisa Haney	1984-88	Suzanne Mott	1984-88
Brittany Cook	2004-08	Kathy Hanover	1979-83	Vionca Murray	2006-07
Sidney Cook	2014-	Shanel Harrison	2008-11	Tara Nahodil	2013-16
Donna Cooper	1978-79	Laura Haskins	2005-09	Rachel Nichols	2011-13
Kirby Copeland	2003-07	Chanette Hicks	2015-	Sandra Nichols	1981-83
Janice Cornelius	1980-83	Sarah Hicks	1998-02	Lynette Nolley	1994-98
Maureen Corrigan	1980-82	Sarah Hillyer	1989-90	Kacy O'Brien	2001-02
Debbie Cox	1977-78	Samantha Hill	2013-	Katie O'Connor	1995-99
Allison Craig	1991-92	LaTorri Hines-Allen	2010-12	Christi Osborne	1991-95
Khadeda Croker	2014-16	Michelle (Hollister)	1994-96, 97-99	Jamie Osborne	1985-88
Sonya Dalton	1979-81	Houseright	1994-96, 97-99	Jill Otey	1976-77
Nikki Davis	2008-11	Meg Hunter	1996-99	Lorrie Owen	1982-85
Renee Dennis	1983-87	Donna Hylton	1976-78	Gia Owens	1979-80
Nare Diawara	2003-07	Roshana Jackson	2004-06	Mollie Owings	1998-02
		Shavena Jamierison	1987-91	Vanessa Panousis	2013-
				Sandy Parrish	1978-79
				Susan Pellicoro	1980-84
				Maddison Penn	2013-
				Fran Pfister	1981-83
				Lorrie Poland	1977-78
				Dominique Powell	2014-16
				Lisa Price	1977-79
				Lisa Rainis	1985-86
				Fran Recchia	2001-05
				Abby Redick	2009-11
				Joanna Rieder	1995-96
				Jenny Root	1991-95
				Caroline Sadler	1979-81
				Missy Sallade	1986-90
				Wendy Sanders	1986-88
				Kerry Sarver	2011-13
				Erica Scott	1989-91
				Joely Scott	1989-92
				Kim Seaver	1996-00
				Davina Simmons	2000-04
				Benita Smith	1985-89
				Dayna Sonovick	1987-89, 90-92
				Sis Spriggs	1978-81
				Chrystal Starling	1998-03
				Debbie Stovall	1977-78
				Christina Strother	1999-02
				Monet Tellier	2010-14
				Debbie Thomas	1976-77
				Phyllis Tonkin	1988-92
				Uju Ugoka	2012-14
				Joyce Waddy	1983-87
				Mimi Walters	1978-80
				Linda Walther	1976-78
				Dana Walvius	1985-90
				Susan Walvius	1982-86
				Amy Wetzel	1996-01
				Kyana White	2010-11
				Julie Williams	1979-81
				Katrina Williams	1999-00
				Tere Williams	1997-01
				Aerial Wilson	2009-13
				Lisa Witherspoon	1995-99
				Debra Wolf	1977-78
				Tammi Wyche	1979-80
				Hannah Young	2012-16

VIRGINIA TECH SPORTS HALL OF FAME

KERRI GARDIN MOST RECENTLY ENTERED THE HALL OF FAME IN 2016



Renee Dennis is Tech's all-time leading scorer (1,791) and was inducted in 1997.



Amy Byrne holds the record for most points in a season (561) and was enshrined in 2001.



Robin Lee is 13th on the all-time scoring list and was inducted on Nov. 25, 2005.



Christi Osborne was inducted in 2006 after a career which saw her score 1,500 points.



Jenny Root is fourth on the career scoring list with 1,582 and was inducted in 2007.



Lisa Witherspoon is the Hokies' all-time assists leader (635) and was enshrined on Nov. 20, 2009.



Tere Williams, inducted in 2011, is the all-time leader in rebounds and is the first Tech player to be selected in the WNBA Draft.



Amy Wetzel Doolan, is sixth in scoring and third all-time in assists, she helped the Hokies to four postseason appearances.



Ieva Kublina, entered in 2012, she ranks third in scoring, and helped the team to four postseason appearances.



Kerri Gardin, 2016 inductee, was a standout rebounder and scorer who led Tech to four NCAA Tournament berths.

HONOR ROLL

COSIDA ACADEMIC ALL-AMERICAN

Christi Osborne first team, 1995 (1st); 1994 (2nd)
 Brittany Cook third team, 2008
 Laura Haskins third team, 2009

COSIDA DISTRICT III ACADEMIC ALL-AMERICAN

Amy Byrne 1989
 Christi Osborne 1993, 1994, 1995
 Maria Albertsson 1998, 1999
 Amy Wetzel 1999, 2000
 Sarah Hicks 2002
 Erin Gibson 2004, 2005
 Ieva Kublina 2004
 Carrie Mason 2005, 2006
 Brittany Cook 2008
 Laura Haskins 2008, 2009

RAWLINGS SCHOLARSHIP AWARD

Christi Osborne 1995

ASSOCIATED PRESS ALL-AMERICAN

Tere Williams honorable mention, 1999
 Lisa Witherspoon honorable mention, 1999

KODAK ALL-AMERICAN

Jenny Root honorable mention, 1995

WOMENSCOLLEGEHOOPS.COM ALL-AMERICAN FRESHMAN

Carrie Mason honorable mention, 2003

WOMEN'S BASKETBALL NEWS SERVICE FRESHMAN ALL-AMERICAN

Tere Williams third team, 1998

ATLANTIC COAST CONFERENCE HONORS

Virginia Tech became a member of the ACC in 2004

ALL-CONFERENCE

Kerri Gardin 2005 (HM); 2006 (3rd)
 Kirby Copeland 2007 (HM)
 Brittany Cook 2008 (2nd)
 Utahya Drye 2009 (HM)
 Uju Ugoka 2014 (2nd)

ALL-FRESHMAN TEAM

Andrea Barbour 2008

ALL-TOURNAMENT TEAM

Vanessa Panousis 2015 (2nd)

ALL-ACADEMIC TEAM

Erin Gibson 2005
 Carrie Mason 2005, 2006
 Laura Haskins 2006, 2007, 2008, 2009
 Brittany Cook 2007, 2008
 Amber Hall 2007, 2008
 Lindsay Biggs 2009, 2010
 Alyssa Fenyn 2010, 2011
 Uju Ugoka 2013, 2014
 Rachel Camp 2015
 Vanessa Panousis 2015, 2016
 Regan Magarity 2016

BIG EAST CONFERENCE HONORS

Virginia Tech was a member of the BIG EAST from 2000-2004

BIG EAST MOST IMPROVED PLAYER

Ieva Kublina 2002

ALL-BIG EAST CONFERENCE

Ieva Kublina first team, 2003
 second team, 2004
 second team, 2002
 third team, 2002
 Sarah Hicks third team, 2002
 Tere Williams second team, 2001

BIG EAST ALL-ROOKIE TEAM

Carrie Mason 2003

ATLANTIC 10 CONFERENCE HONORS

Virginia Tech was a member of the Atlantic 10 from 1995-2000

ATLANTIC 10 DEFENSIVE PLAYER OF THE YEAR

Lisa Witherspoon 1999
 Amy Wetzel 2000

ATLANTIC 10 MOST IMPROVED PLAYER

Renee Maitland 1997
 Katie O'Connor 1999

ATLANTIC 10 SIXTH PLAYER OF THE YEAR

Michelle (Hollister) Houseright 1999

ATLANTIC 10 CO-ROOKIE OF THE YEAR

Tere Williams 1998

ALL-ATLANTIC 10 CONFERENCE

Michelle (Hollister) Houseright second team, 1996
 third team, 2000
 Chrystal Starling first team, 2000
 Tere Williams first team, 1999
 second team, 1998
 second team, 2000
 second team, 1999
 second team, 1999
 Amy Wetzel second team, 2000
 second team, 1999
 second team, 1999
 Lisa Witherspoon second team, 1999

ATLANTIC 10 ALL-CHAMPIONSHIP TEAM

Michelle (Hollister) Houseright 1998
 Tere Williams 1998
 Amy Wetzel 1999

ATLANTIC 10 ALL-ROOKIE TEAM

Katie O'Connor 1996
 Kim Seaver 1997
 Tere Williams 1998
 Nicole Jones 1999
 Chrystal Starling 2000

ALL-ACADEMIC TEAM

Amy Wetzel 1999, 2000
 Lisa Witherspoon 1999

METRO CONFERENCE HONORS

Virginia Tech was a member of the Metro from 1981 to 1995

METRO CONFERENCE PLAYER OF THE YEAR

Jenny Root 1995

ALL-METRO CONFERENCE

Taiqua Brittingham first team, 1984
 Renee Dennis first team, 1986, 87
 Susan Walvius first team, 1986
 Angie Kelly second team, 1986
 Maureen Donovan second team, 1987
 Michelle Bain second team, 1988
 Amy Byrne first team, 1980
 second team, 1989
 Missy Sallade second team, 1989, 90
 Jeni Garber second team, 1991
 Lisa Griffith second team, 1992
 Christi Osborne second team, 1993, 94, 95
 Jenny Root first team, 1994, 95
 second team, 1993

METRO CONFERENCE ALL-TOURNAMENT

Taiqua Brittingham 1984
 Renee Dennis 1987
 Jeni Garber 1989
 Sue Logsdon 1994
 Christi Osborne 1992, 93, 94 (MVP)

METRO CONFERENCE ALL-ROOKIE TEAM

Jeni Garber 1989
 Sue Logsdon 1991
 Christi Osborne 1992



NIKE.COM/BASKETBALL

MEDIA INFORMATION

REAL-TIME TRANSMISSION

The “real-time” transmission of digital images, audio and data, including live game play-by-play and statistics, of any home game or any Tech-sponsored media event is the exclusive property of Virginia Tech and/or its rights holder(s). “Real-time” is defined as “live continual coverage or description of an event.”


Media members blogging or using Twitter from the press box are subject to all of Virginia Tech’s real-time policies.

The Atlantic Coast Conference has adapted an Internet Real-Time Policy. Virginia Tech adheres to this policy.

RIGHTS RESTRICTION

Virginia Tech is and shall be the sole owner of any and all copyrights, intellectual property rights and proprietary rights for images, sounds and data arising from or during Virginia Tech home athletics contests and Tech-sponsored media events.

The use of photographs, video and/or audio for purposes other than traditional news coverage is forbidden. No redistribution is permitted.



GETTING TO CAMPUS

The campus is located in Blacksburg, Va., about 40 miles southwest of Roanoke, Va. To reach the campus from Interstate 81, take Exit 118-B (Christiansburg) onto U.S. Route 460 West. Follow the 460 Blacksburg Bypass and turn right onto Rt. 314.

BY AIR

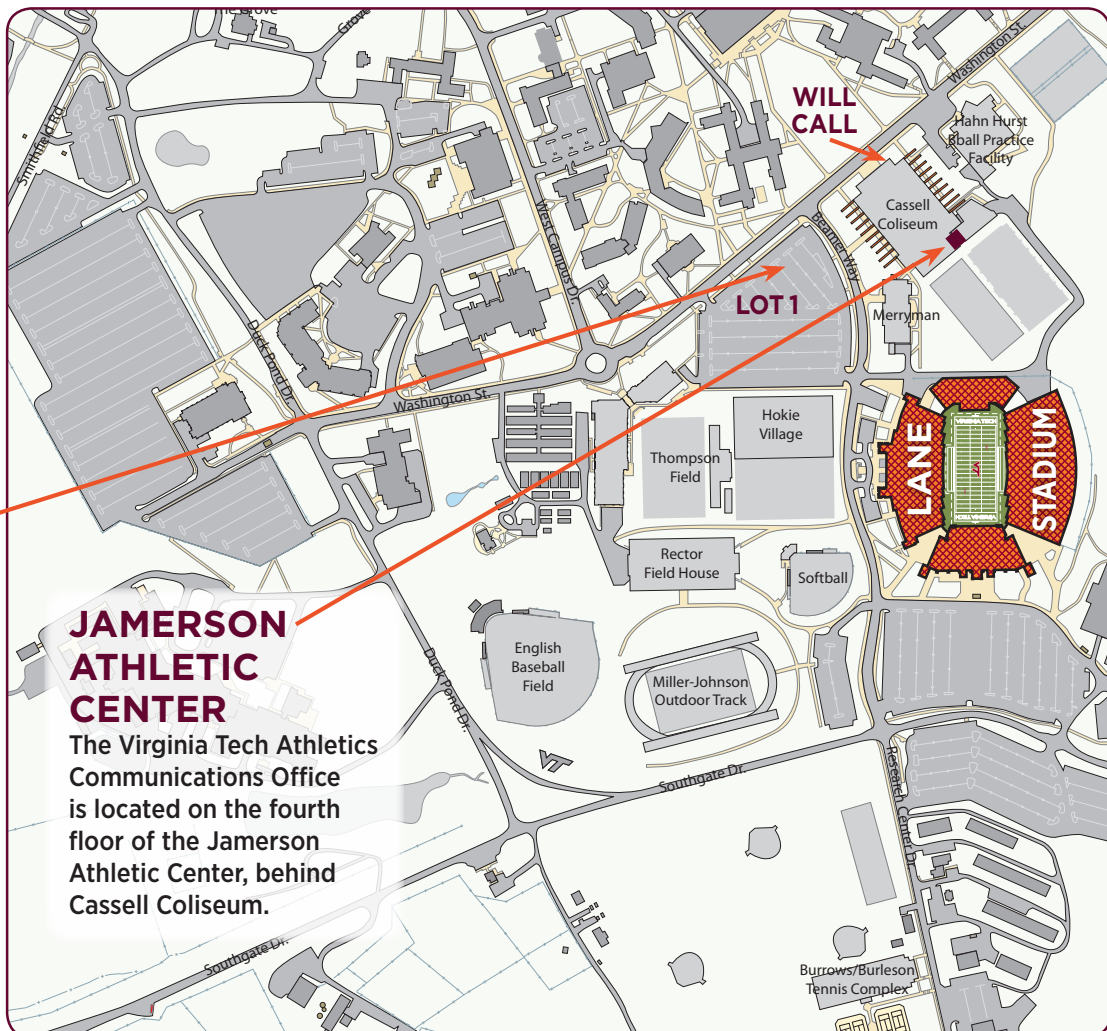
Roanoke Regional Airport in Roanoke, Va., is served by major domestic airlines. Limousine services provide transportation between the airport and campus. Private planes may land at the Virginia Tech Airport, on campus.

GAME DAY MEDIA PARKING

(Media parking pass required)
Media parking will be assigned in Lot 1 (Cassell Lot).

VISITOR PARKING PERMITS

(Non-game days)
Visitor parking permits are available at the Visitor Center at 965 Prices Fork Road or at the Parking Services office on Tech Center Drive, Monday-Friday 7:30 a.m.-6 p.m., Saturday 8:30 a.m.-2:30 p.m., and Sunday 1 p.m.-5 p.m. Visitor permits must be signed and dated by an authorized official and displayed 7 a.m.-5 p.m., Monday through Friday, unless otherwise noted by a sign.



JAMERSON ATHLETIC CENTER

The Virginia Tech Athletics Communications Office is located on the fourth floor of the Jamerson Athletic Center, behind Cassell Coliseum.

VIRGINIA TECH ATHLETICS STRATEGIC COMMUNICATIONS

PRESS AND PHOTO CREDENTIALS

Email April Goode at a.goode@vt.edu to request credentials for the season or on a game-by-game basis.

The NCAA has established a control policy to keep the court free from congestion. Only photographers on assignment and members of the television media are given photo credentials. Freelance or amateur photographers will not be issued credentials. Accredited photographers may work along the playing floor at both ends behind the restriction line established by the NCAA. Permission to install strobe lighting must be made, in writing, to April Goode, women's basketball media contact, at least 10 days in advance of the game. Photographers should follow the same credentialing system as listed above.

Credentials will be mailed with advance notice, otherwise credentials may be picked up prior to the game from administrative assistant Donna Smith in the Strategic Communications Office. Credentials not mailed or picked up will be held at the Will Call Window located at the front entrance to Cassell Coliseum.

Media parking is limited. Parking is available in the lot across from Cassell Coliseum. The entrance to this lot is on Beamer Way. Requests for parking credentials should be made by contacting April Goode.

Media information and game notes are available by email and will be posted on hokiesports.com.

GAME SERVICES

The Virginia Tech Strategic Communications Office will be at your service throughout the game. All media will be provided game notes, rosters, press guides and other pertinent information. Statistics

will be available at halftime and at the conclusion of the game. Information provided includes play-by-play and individual and team statistics in standard NCAA box score format and a shot chart. Members of the media work in a modern press room, located on the second floor of Cassell Coliseum, down the hall and to the left from the court entrance. This press room houses both the working press area and the post-game interview room. Only credentialed members of the media will be allowed in this work room. There is complimentary wireless internet available in the press room and on press row. Please contact a member of the athletics communications staff for log-on information.

POSTGAME INTERVIEWS

The Virginia Tech locker room is closed to the media. In accordance with ACC by-laws, requested players will be made available to the media following a 10-minute cooling off period. Coach Kenny Brooks and Virginia Tech student-athletes will hold postgame press conferences in the interview room. Media access to visiting coach and players will be determined by the visiting media relations contact.

CONTACTING COACH BROOKS

The only way to reach Coach Kenny Brooks is by contacting April Goode at (540) 231-8823 or a.goode@vt.edu.

TECH ATHLETICS WEBSITE

Notes, releases, statistics and other pertinent information are available on Tech's official website, hokiesports.com. The website will also have live stats during each home game. There is a media section of hokiesports.com with photographs, logos, StatCrew rosters and other pertinent information available to working members of the media. Contact April Goode for more information and log-on information.



PETE MORIS
Associate A.D.,
Strategic Communications
morisvt@vt.edu
540.231.9965
Education: Loras College ('93)
Hometown: Mt. Hope, Wis.



APRIL GOODE
Director, Engagement
& Analytics
a.goode@vt.edu
540.231.8823
Education: High Point ('03);
Marshall (MA '05)
Hometown: Meadow Bridge, W. Va.



JIMMY ROBERTSON
Director of Content Creation
job@vt.edu
540.231.4134
Education: Roanoke College, ('94)
Hometown: Christiansburg, Va.



BILL DYER
Associate Director,
Strategic Communications
wdyer@vt.edu
540.231.8852
Education: James Madison ('84)
Hometown: Danville, Va.



MARC MULLEN
Associate Director,
Strategic Communications
marcm@vt.edu
540.231.1894
Education: Bloomsburg ('98)
Duquesne (MA '01)
Hometown: North Catasaqua, Pa.



KELSEY APPLETON
Associate Director,
Strategic/Social
Communications
kelsey89@vt.edu
540.231.2228
Education: Virginia Tech ('13)
Hometown: College Station, Texas



PETER LONG
Assistant Director,
Strategic Communications
lpeter@vt.edu
540.231.6726
Education: St. John's ('14)
Nevada ('16)
Hometown: Point Pleasant, N.J.



ANNE PANELLA
Assistant Athletics Director,
Graphic and Web Design
apanella@vt.edu
540.231.7684
Education: Virginia Tech ('74);
South Carolina (MLIS '11)
Hometown: Pembroke, Va.



DAMIAN SALAS
Senior Director and
Webmaster, hokiesports.com
dsalas@vt.edu
540.231.8816
Education: Virginia Tech
Hometown: Poquoson, Va.



DAVE KNACHEL
Director,
Photography and Design
dknachel@vt.edu
540.231.1838
Education: Virginia Tech
Hometown: Christiansburg, Va.



JOHN SOURS
Associate Director,
Graphic and Web Design
jsours@vt.edu
540.231.6329
Education: South Florida ('79)
Hometown: Roanoke, Va.



BEN SMITH
Assistant Director,
Graphic and Web Design
bfsmith@vt.edu
540.231.6756
Education: Radford ('06)
Hometown: Christiansburg, Va.



DONNA SMITH
Administrative Assistant
sidsec@vt.edu
540.231.6726
Education: Christiansburg
High School ('91)
Hometown: Floyd, Va.

PHONE & FAX

(540) 231-6726 - Phone
(540) 231-6984 - Fax

MAILING ADDRESS

Virginia Tech Athletics Communications
460 Jamerson Athletic Center (0502)
Blacksburg, VA 24061



Virginia Tech's **OFFICIAL WEBSITE** is your one-stop source for information about Hokie varsity sports



Continuing coverage of Virginia Tech varsity sports with a new, improved online version

KEEPING UP WITH THE HOKIES

ACCESS ALL OF THESE CONNECTIONS AT **HOKIESPORTS.COM**




An award-winning **FREE WEEKLY ONLINE PUBLICATION** featuring quick updates about athletics at Virginia Tech

HOKIESXtra

All Virginia Tech Athletics radio broadcasts and television programs are available exclusively online via **HOKIESXtra**, on **HOKIESPORTS.COM**.

Exciting **VIDEOS** of all aspects of Tech sports and Hokie Nation!

 @VT_WBBall
@HokiesWBB
@hokiesports

 HokiesWBB
hokiesports

 VTHokieWBB
HokiesWBB

 HokiesWBB

HOKIES IN THE COMMUNITY

The Virginia Tech women's basketball team continues its tradition of giving back to Blacksburg and the surrounding communities.

In December, the women's basketball team was active with the Montgomery County Christmas Store. Fans were encouraged to bring donations to games during December and the Hokies assisted the store with set-up and helped families with their holiday shopping.

Tech hosted both the Special Olympics and Military Appreciation Day during the month of January, and in February the Hokies held a day for Girl Scouts and their families to attend a game. The Hokies are always active in the Play4Kay initiative which honors former NC State head coach Kay Yow, who lost her long battle with breast cancer. Tech wears pink in an annual game to help raise awareness and funds for breast cancer research.

The Hokies also reached out to local law enforcement, both Blacksburg Police and Virginia Tech Police Departments. The team delivered cookies, spent time with the officers and thanked them for their service to the community and all they do to keep the town and campus safe.



VIRGINIA TECH

RANKED #1

BY THE
**PRINCETON
REVIEW**

BEST
Quality
of *Life*

#1
2016
**BEST
CAMPUS
FOOD** BY NICHE

2015
**FITTEST
CAMPUS**

Their
Students
LOVE
THESE
COLLEGES





STRONG TOGETHER 