



VT

TARA NAHODIL

SAMANTHA HILL

VANESSA PANOUSIS

TAJAH CAMPBELL

DOMINIQUE POWELL

HANNAH YOUNG

SIDNEY COOK

2015-16 VIRGINIA TECH
WOMEN'S BASKETBALL

VIRGINIA TECH AMONG THE BEST IN THE NATION



PRINCETON REVIEW

VIRGINIA TECH SHINES IN BEST COLLEGES GUIDE, AUGUST 2015

- #2 Happiest Students
- #3 Best Campus Food
- #4 Best Quality of Life
- #4 Their Students Love These Colleges
- #4 Town-Gown Relations are Great
- #8 Lots of Race/Class Interaction
- #18 Best Run Colleges



U.S. NEWS & WORLD REPORT

VIRGINIA TECH AMONG THE NATION'S BEST UNIVERSITIES, SEPTEMBER 2015

- #8 College of Engineering
- #27 Pamplin College of Business



CENTER FOR WORLD UNIVERSITY RANKINGS

No. 256 in the world among more than 25,000 degree-granting institutions.



NATIONAL SCIENCE FOUNDATION'S (NSF)

No. 38 in research expenditures
No. 1 academic research institution in Virginia

THIS IS HOME
VT

QUICK FACTS

GENERAL INFORMATION

Location	Blacksburg, Va.
Founded	1872
Enrollment	31,000
Nickname	Hokies
Mascot	The Hokie Bird
Colors	Chicago Maroon & Burnt Orange
Arena	Cassell Coliseum
Capacity	9,567
Conference	Atlantic Coast
President	Dr. Timothy Sands
Athletics Director	Whit Babcock
Senior Woman Administrator	Desiree Reed-Francois
Athletics Department Phone	540-231-6796
Athletics Ticket Office	540-231-6731

COACHING STAFF

Head Coach	Dennis Wolff (Connecticut '78)
Record at VT (Yrs.)	43-79 (four seasons)
Career Record (Yrs.)	277-215 (17 years, mbb)
	43-79 (four years, wbb)
Basketball Office Phone	540-231-4998
Best Time to Reach Coach	Through Communications Office
Assistant Coaches	Heather Vulin (Minnesota-Morris, '99)
	Britney Anderson (Virginia Tech, '07)
Director of	Bill Dooley (Richmond, '83)
Basketball Operations	Bill Old (Randolph-Macon, '94)
Athletic Trainer	Diana Casali (Alabama, '11)
Strength & Conditioning	Brandon Dillard (Virginia Tech, '09)

TEAM INFORMATION

2014-15 Record	12-20
2014-15 ACC Record/Finish	1-15/15th
2015 Postseason	N/A
Final Ranking	N/A
Starters Returning/Lost	4/1
Letterwinners Returning/Lost	10/1
Newcomers	5

HISTORY

First Year of Basketball	1976-77
All-Time Record	604-532
Appearances in NCAA Tournament	9
Last Appearance	2006
All-Time NCAA Record	8-9
Last NCAA Opponent	Connecticut
Result	56-79 Loss in Second Round
Appearances in WNIT	3
Last Appearance	2007
All-Time WNIT Record	5-3
Last WNIT Opponent	Auburn
Result	73-81 Loss in Sweet 16

ATHLETICS COMMUNICATIONS

Director (WBB Contact)	April Goode
Office Phone	540-231-8823
Cell Phone	540-392-1336
E-mail	a.goode@vt.edu
Communications Fax	540-231-6984
Communications Assistant	Evan Nicely (WBB Secondary)
Press Row	540-231-3048
Communications Mailing Address	21 Beamer Way
	460 Jamerson Athletic Center
	Blacksburg, Va. 24061
Overnight Address	Same
Women's Basketball Twitter	@VT_WBBall
Instagram	VTHokieWBB
Web Site	HokieSports.com

VIRGINIA TECH WOMEN'S BASKETBALL

2015-2016 SEASON

TABLE OF CONTENTS

INTRODUCTION

Hahn Hurst Basketball Practice Center	2
Cassell Coliseum	4
2015-16 TV/Radio Roster	6
2015-16 Schedule	OBC

2015-16 PLAYER PROFILES

Sidney Cook	8
Hannah Young	9
Vanessa Panousis	10
Regan Magarity	11
Rachel Camp	12
Tajjah Campbell	13
Samantha Hill	14
Tara Nahodil	15
Dominique Powell	16
Khadedra Croker	17
Erinn Brooks	18
Chanette Hicks	18
Heidi Brown	19
Alana Gilmer	19
Kelly Koshuta	20

COACH PROFILES

Head Coach Dennis Wolff	21
Assistant Coach and Recruiting Coordinator Heather Vulin	22
Assistant Coach Bill Dooley	22
Assistant Coach Britney Anderson	23
Director of WBB Operations Bill Old	23
Director of Student-Athlete Development Kelsey Shaughnessy	23
Video Coordinator Nicole Krusen	24
Support Staff	24

2014-15 SEASON IN REVIEW

Season Notes	26
Season Statistics	27
Season Results	28
Game-by-Game Comparison	29
Points-Rebounds-Assists	30

HISTORY & RECORDS

Hokie Hoops History	32
Post Season Appearances	34
Big Victories for Tech	36
Milestone Wins	38
Conference Timeline	39
Individual Records and Career Records	40
Team Records and Miscellaneous Records	41
Single Game Top-10 and 30+ Point Performances	42
Records by Class	43
Year-by-Year Leaders	44
Tech's Top Ten	46
1,000 Point Club	48
All-Time Best in the Cassell	51
Year-by-Year Results	52
All-Time Series Results	56
All-Time Series Records	60
All-Time Roster	61
Tech Sports Hall of Fame Members	61
Honor Roll	62

THE UNIVERSITY

About Virginia Tech	64
Timothy D. Sands: University President	65
Whit Babcock: Director of Athletics	66
Desiree Reed-Francois: Executive Associate Director of Athletics/Senior Woman Administrator	67
Athletics Department Directory	67

STUDENT-ATHLETE SUPPORT

Student-Athlete Academic Support Services	68
Office of Student-Athlete Development	69
Athletic Performance: Strength	70
Athletic Performance: Psychology, Nutrition	71
Nutrition Oasis	72
Sports Medicine	74
Players in the Pros	75
Hardwood Club	76
Keeping Up With the Hokies	77



HAHN HURST BASKETBALL PRACTICE CENTER

Virginia Tech is able to claim one of the finest practice facilities in major college basketball. The Hahn Hurst Basketball Practice Center affords the Hokies every convenience needed to build an elite college basketball program.

Since moving into the center in August 2009, this \$21 million facility has given the Hokies the facility so needed to compete at the highest level. The 49,000 foot building, which ties together modern, state-of-the-art amenities with the architectural integrity of the beautiful Virginia Tech campus, is a shining beacon to the commitment the university has made to basketball.

From the moment you walk through the front doors, you are engulfed with the magnitude of this beautiful facility. The two-story front lobby is a testament to the history and future promise of the Virginia Tech basketball program. From the large graphics to the various memorabilia, this area is awash with images of the greatest players in Hokie history.

The main feature of the building is the two-court, 16,609-square-foot practice gym. Spacious and convenient, the gym is equipped with a soft wall that can be lowered to divide the courts to allow both the men's and the women's team to practice at the same time. The courts are replicas of the main court in Cassell Coliseum, allowing the team to practice on the same surface on which it will play.

The office suites on the second floor feature offices for the assistants, a conference room and a huge office for the head coach. A view of the practice courts is available from the head coach's office, the large reception area and the connecting balcony.

Behind a secured entrance, the facility offers every feature needed to build a program. The spacious weight room has the full range of free weights, machines, treadmills, ellipticals and other equipment – all with a panoramic view of the practice courts.

Adjacent to the weight room is the modern, fully-equipped training room. This area features

two examination rooms, a taping area and hot and cold immersion tubs. A state-of-the-art Alter G rehab machine also is located in this area. The sports medicine staff can handle all aspects of treatment and rehabilitation of injuries from this room.

Across the hall is the equipment room, completely stocked with the finest gear offered by Nike. This area opens out into the parking lot where the team begins its travel just steps from the locker room.

Speaking of the locker room, the Hokies boast the finest around. The fully appointed lounge area is outfitted with a sound system, 62 inch flat screen television, refrigerator and computer workstations. The complex also features a classroom with video and dry-erase boards, perfect for various forms of instruction and team meetings. The locker room itself is spacious, with video screens and large individual lockers with extra storage space.

Immediately behind the practice gym is a large patio area. This area is used for social events and tailgating functions.





The Hokies settled into their \$21 million, 49,000 square-foot practice facility in August, 2009. The building boasts two practice gyms, a 3,000 square-foot basketball weight room, training rooms, lounges, coaches offices, film rooms and locker rooms.





CASSELL COLISEUM



“Cassell Coliseum is one of the toughest places for a visiting team to play in the country. Hokie basketball fans have shown true support throughout the team’s existence.”

- Head Coach, Dennis Wolff



VTC
Virginia Tech Carilion

The floor at Cassell Coliseum has been renamed the Virginia Tech Carilion Court in recognition of a generous sponsorship of Virginia Tech athletics that will be used to fund scholarships and strategic initiatives, as well as to support public-health awareness.



TECH’S HOME COURT ADVANTAGE

TV/RADIO ROSTER



1 • ERINN BROOKS
F • 5-9 • Fr.-HS
Union Hall, Va.



2 • SIDNEY COOK
F • 6-2 • Jr.-1L
Parkton, N.C.



4 • HANNAH YOUNG
F • 6-1 • Sr.-3L
Newcastle, Australia



5 • VANESSA PANOUSIS
G • 5-7 • Jr.-2L
Sydney, Australia



11 • REGAN MAGARITY
F • 6-3 • r-Fr.-RS
Norrköping, Sweden




12 • CHANETTE HICKS
G • 5-6 • Fr.-HS
Norfolk, Va.




20 • HEIDI BROWN
F • 6-0 • Fr.-HS
Winchester, Va.



22 • ALANA GILMER
F • 6-0 • Fr.-HS
North Easton, Mass.




23 • RACHEL CAMP
G • 5-11 • So.-1L
Forest City, N.C.



24 • TAIJAH CAMPBELL
F • 6-3 • Sr.-3L
Toronto, Canada




25 • SAMANTHA HILL
G • 5-10 • Jr.-2L
Toronto, Canada




33 • KELLY KOSHUTA
F • 6-2 • Fr.-HS
Vienna, Va.



35 • TARA NAHODIL
C • 6-4 • Jr.-2L
Pine Grove, Pa.



40 • DOMINIQUE POWELL
F • 6-3 • Sr.-1L
Washington, D.C.



45 • KHAEDRA CROKER
C/F • 6-2 • So.-1L
Suffolk, Va.



DENNIS WOLF
Head Coach
Fifth Season



HEATHER VULIN
Assistant Coach
First Season



BILL DOOLEY
Assistant Coach
First Season



BRITNEY ANDERSON
Assistant Coach
First Season



BILL OLD
Director of Basketball
Operations
Fifth Season



MEET THE HOKIES



2 SIDNEY COOK

F • 6-2 • Jr. • 1L
Parkton, N.C.
Southview/Seton Hall

PLAYER PROFILES

2014-15 (TRANSFER/SOPHOMORE)

- Started 15 of 29 games played, averaging six points and 5.5 rebounds per game
- Recorded a double-double twice, including a season-high 25 points and grabbed 12 rebounds at Georgia Tech
- Had 12 points in Tech's win over NC State in the ACC Tournament, following up with 10 points and 10 rebounds versus Pitt to help the Hokies advance to the quarterfinals.

PRIOR TO TECH (SETON HALL)

- BIG EAST All-Freshman Team
- Started 11 of 31 games, averaging 6.5 points and 6.5 rebounds per game
- Recorded three double-doubles
- Notched double-digit points four times and double-digit rebounds seven times while averaging 21.8 minutes
- Finished the season ranked 11th in the league in total rebounds with 200

HIGH SCHOOL

Rated the No. 63 player in the nation by All-Star Girls Report in 2012... Ranked the 17th best forward and 84th overall player by ESPN Hoop-Gurlz ... Earned AP All-State honors following senior campaign in North Carolina ... Led South View to back-to-back 4A Eastern Regional title games ... Was invited to USA Basketball u17 National Team trials in 2010.

AT-A-GLANCE

BIRTH DATE
October 19, 1994

FAMILY
Daughter of Heather and Stan Cook ... has one sibling, Jordan

MAJOR
Journalism and Multimedia



COOK'S CAREER TOTALS • OVERALL

Year	GP	GS	Total			3-Point			F-Throw				Rebounds												
			Min	Avg	FG	FGA	Pct	FG	FGA	Pct	FT	FTA	Pct	Off	Def	Tot	Avg	PF	FO	Ast	TO	Blk	Stl	Pts	Avg
2014-15	29	15	538	18.6	63	153	.412	3	7	.429	44	60	.733	50	110	160	5.5	66	1	19	49	8	8	173	6.0
TOTAL	29	15	538	18.6	63	153	.412	3	7	.429	44	60	.733	50	110	160	5.5	66	1	19	49	8	8	173	6.0

COOK'S CAREER TOTALS • ACC ONLY

Year	GP	GS	Total			3-Point			F-Throw				Rebounds												
			Min	Avg	FG	FGA	Pct	FG	FGA	Pct	FT	FTA	Pct	Off	Def	Tot	Avg	PF	FO	Ast	TO	Blk	Stl	Pts	Avg
2014-15	16	10	303	18.9	39	95	.411	2	4	.500	23	32	.719	33	53	86	5.4	33	0	9	23	3	3	103	6.4
TOTAL	16	10	303	18.9	39	95	.411	2	4	.500	23	32	.719	33	53	86	5.4	33	0	9	23	3	3	103	6.4

4 HANNAH YOUNG

F • 6-1 • Sr. • 3L
Newcastle, Australia
St. Francis Xavier College



2014-15 (JUNIOR)

- Appeared in 31 games with 16 starts, averaging 6.2 points, 5.5 rebounds and 1.6 assists
- Knocked down the game-winning jumper with one second left to help the Hokies defeat NC State (for the first time in program history) in the first round of the ACC Tournament
- Knocked down 19 points against No. 20 Florida State
- Had five or more rebounds 13 times during the season

2013-14 (SOPHOMORE)

- Appeared in all 30 games with 27 starts
- Recorded two double-doubles, including her first career double-double against Howard with 11 points and 11 rebounds
- Followed that up with second career double-double against Old Dominion with 10 points and 10 rebounds in just 18 minutes of play, becoming just the third Hokie since 2000 to record a double-double in less than 20 minutes
- Tallied a season-high 17 points at Wake Forest, connecting on 7-of-11 from the field

2012-13 (FRESHMAN)

- Played in 21 games for the Hokies with four starts
- Grabbed a season-high eight rebounds against Miami in the ACC Tournament

PRIOR TO TECH

Played for St. Francis Xavier's College... Was named the team MVP in 2011 and 2012... Competed with New South Wales team, helping the U20 squad to the silver medal in 2010 and the bronze in 2011... The team claimed gold in 2012.



AT-A-GLANCE

BIRTH DATE

March 2, 1993

FAMILY

Daughter of Lewis and Louise Young... Father played collegiate basketball at Gardner-Webb and played a year with the Harlem Globetrotters before playing professionally in Scotland... Has two sisters, Sophie and Emily

MAJOR

Communications, Journalism and Multimedia

YOUNG'S CAREER TOTALS • OVERALL

Year	GP	GS	Min	Avg	Total			3-Point			F-Throw			Rebounds			PF	FO	Ast	TO	Blk	Stl	Pts	Avg	
					FG	FGA	Pct	FG	FGA	Pct	FT	FTA	Pct	Off	Def	Tot									Avg
2012-13	21	4	386	18.4	10	50	.200	5	23	.217	2	4	.500	17	40	61	2.9	40	2	21	40	6	15	27	1.3
2013-14	30	27	852	28.4	63	200	.315	27	98	.276	31	44	.705	37	152	189	6.3	85	1	54	50	16	16	184	6.1
2014-15	31	16	807	26.0	61	202	.302	33	133	.248	38	47	.809	22	116	138	4.5	65	1	51	58	19	16	193	6.2
TOTAL	82	47	2045	24.9	134	452	.296	65	254	.256	71	95	.747	80	308	388	4.7	190	4	126	148	41	47	404	4.9

YOUNG'S CAREER TOTALS • ACC ONLY

Year	GP	GS	Min	Avg	Total			3-Point			F-Throw			Rebounds			PF	FO	Ast	TO	Blk	Stl	Pts	Avg	
					FG	FGA	Pct	FG	FGA	Pct	FT	FTA	Pct	Off	Def	Tot									Avg
2012-13	18	3	334	18.6	9	44	.205	5	21	.238	0	1	.000	17	32	49	2.7	32	2	19	38	6	10	23	1.3
2013-14	16	13	444	27.8	32	95	.337	12	46	.261	13	16	.813	15	74	89	5.6	46	1	27	29	9	10	89	5.6
2014-15	16	6	412	25.8	32	98	.327	19	68	.279	19	21	.905	10	60	70	4.4	33	1	30	31	8	10	102	6.4
TOTAL	50	22	1190	23.8	73	237	.308	36	135	.267	32	38	.842	42	166	208	4.2	111	4	76	98	23	30	214	4.3

5 VANESSA PANOUSIS

G • 5-7 • Jr. • 2L
 Sydney, Australia
 Brigidine College Randwick



2014-15 (SOPHOMORE)

- Named ACC All-Tournament Second Team and earned All-ACC Academic Team honors
- Set the Virginia Tech single-season three-pointers made record with 77 while also setting the sophomore class record and also set the Tech record for consecutive games with a three-pointer at 17, spanning her freshman season into sophomore
- Appeared in and started 31 games, averaging 13.5 points, 3.1 rebounds and 3.2 assists
- Had double-digit points 23 times, including five games with 20 or more points, including three consecutive games with 20+ points: Western Carolina (24), Radford (21), Hofstra (23)
- Represented Team Australia at the 2015 World University Games
- ACC Academic Honor Roll.

AT-A-GLANCE

BIRTH DATE
 February 23, 1995

FAMILY
 Daughter of Peter and the late Mary Panousis... Has a sister, Pamela and a brother, Andrew

MAJOR
 Human Development

2013-14 (FRESHMAN)

- Appeared in and started all 30 games
- Broke the Virginia Tech single-season freshman record in assists with 121 on the season and three-pointers, tallying 58 which also ranks her fifth on the all-time single-season record list
- Named ACC Rookie of the Week on Feb. 24
- Was second on the team and 24th in the ACC in scoring, averaging 12.4 points per game and led the team and was seventh in the league in assists with 4.0 per game
- Was seventh in the ACC in free throw percentage with .813
- Led the Hokies against Florida with 24 points, becoming the first freshman to score over 20 points in a game since 2010
- Scored 21 points and shot 5-of-7 from the three-point line at Wake Forest
- ACC Academic Honor Roll



PRIOR TO TECH

Helped the Australian U19 at the FIBA World Championships in 2013 to a third place finish and a 7-2 record... Had 13 points against team Russia... Was captain of the 2012 Australian U17 World Championship team that finished fifth at the FIBA event... Led the team averaging 11 points, 5.5 rebounds and 2.0 assists per game as the Australian team finished with a 5-3 record... Was a starter for both the U17 and the U19 teams... Helped high school to a gold medal at the U18 National Junior Championships.

PANOUSIS' CAREER TOTALS • OVERALL

Year	GP	GS	Min	Avg	Total			3-Point			F-Throw			Rebounds											
					FG	FGA	Pct	FG	FGA	Pct	FT	FTA	Pct	Off	Def	Tot	Avg	PF	FO	Ast	TO	Blk	Stl	Pts	Avg
2013-14	30	30	1000	33.3	114	313	.364	58	177	.328	87	107	.813	15	77	92	3.1	55	0	121	98	3	10	373	12.4
2014-15	31	31	1082	34.9	142	437	.325	77	272	.283	56	63	.889	6	91	97	3.1	64	1	99	90	1	22	417	13.5
TOTAL	61	61	2082	34.1	256	750	.341	135	449	.301	143	170	.841	21	168	189	3.1	119	1	220	188	4	32	790	13.0

PANOUSIS' CAREER TOTALS • ACC ONLY

Year	GP	GS	Min	Avg	Total			3-Point			F-Throw			Rebounds											
					FG	FGA	Pct	FG	FGA	Pct	FT	FTA	Pct	Off	Def	Tot	Avg	PF	FO	Ast	TO	Blk	Stl	Pts	Avg
2013-14	16	16	559	34.9	70	185	.378	36	111	.324	42	49	.857	7	43	50	3.1	31	0	60	46	1	6	218	13.6
2014-15	15	15	531	35.4	65	218	.298	34	135	.252	23	27	.852	5	47	52	3.5	33	1	36	48	1	16	187	12.5
TOTAL	31	31	1090	35.2	135	403	.335	70	246	.285	65	76	.855	12	90	102	3.3	64	1	96	94	2	22	405	13.1

11 REGAN MAGARITY

F • 6-3 • r-Fr. • RS
Norrköping, Sweden
Igelstavikens Gymnasium

2014-15 (TRUE FRESHMAN)

- Sidelined with injury after first five games, averaging 14 points and 10.6 rebounds in that span
- Had 25 points in freshman debut, becoming the first rookie in program history to score 25 or more in their opening game
- Also set the single-game freshman rebound record with 17 versus Norfolk State
- ACC Academic Honor Roll

PRIOR TO TECH

Played club basketball for SBBK (Södertälje Basketboll Klubb) from 2011-2014... Earned Swedish All-Star honors in 2010 (u15), 2011 (u16)... Was named Swedish MVP while competing in the u16 and u20 national championships... Member of the u16 national team and was named a Nordic Championship All-Star... Earned MVP honors in 2011 as a member of the national team and was named the top Swedish player by FIBA in the u16 European Championship, earning European All-Star recognition.



AT-A-GLANCE

BIRTH DATE

April 30, 1996

FAMILY

Daughter of Bill and Ammi Magarity... Has four siblings Will, Brian, Shawn and Sheila Magarity... Father played basketball at the University of Georgia and was a member of the New York Nets in the ABA before moving to Europe to play professionally for 20 years... Mother played for the Swedish National Team... Brother Will played for the Swedish national teams and is sitting out this season after transferring to Davidson... Has several relatives coaching on the collegiate level: David (uncle) head women's basketball coach at Army, Maureen (cousin) head women's basketball coach at New Hampshire, Mark (uncle) head volleyball coach at Philadelphia and Dan Earl (brother-in-law) associate head men's basketball coach at Navy

MAJOR

Communications -
Multimedia and Journalism



MAGARITY'S CAREER TOTALS • OVERALL

Year	GP	GS	Min	Avg	Total			3-Point			F-Throw			Rebounds					PF	FO	Ast	TO	Blk	Stl	Pts	Avg
					FG	FGA	Pct	FG	FGA	Pct	FT	FTA	Pct	Off	Def	Tot	Avg									
2014-15	5	5	153	30.6	29	51	.569	0	3	.000	12	20	.600	16	37	53	10.6	15	0	9	15	8	3	70	14.0	
TOTAL	5	5	153	30.6	29	51	.569	0	3	.000	12	20	.600	16	37	53	10.6	15	0	9	15	8	3	70	14.0	

23 RACHEL CAMP

G • 5-11 • So. • 1L
Forest City, N.C.
East Rutherford

2014-15 (FRESHMAN)

- Earned All-ACC Academic Team Honors and ACC Academic Honor Roll.
- Appeared in 32 games with 28 starts as a freshman, averaging 11.4 points and 5.6 rebounds
- Set a Virginia Tech single-game freshman scoring record with 33 points versus Western Carolina while also grabbing 11 rebounds and handing out six assists
- Scored in double-digits 14 times, including seven games with 20 or more points
- Scored 23 points and seven rebounds against Virginia
- Had first double-double with 12 points and 10 rebounds against Maryland Eastern Shore

AT-A-GLANCE

BIRTH DATE
November 5, 1995

FAMILY
Daughter of Ramon and Michelle Camp... Has two siblings, Tyesha Camp and Sadarrien McCloney

MAJOR
Criminology

PRIOR TO TECH

Scored over 3,000 points during four-year career at East Rutherford High School... Earned MVP honors all four years... Senior year tabbed AP All-State and First Team NCBCA All-State after averaging 28.4 points per game... Earned All-Conference honors and was named Player of the Year.



CAMP'S CAREER TOTALS • OVERALL

Year	GP	GS	Min	Avg	Total			3-Point			F-Throw			Rebounds											
					FG	FGA	Pct	FG	FGA	Pct	FT	FTA	Pct	Off	Def	Tot	Avg	PF	FO	Ast	TO	Blk	Stl	Pts	Avg
2014-15	32	28	886	27.7	127	322	.394	22	79	.278	88	127	.693	76	102	178	5.6	70	1	58	92	8	21	364	11.4
TOTAL	32	28	886	27.7	127	322	.394	22	79	.278	88	127	.693	76	102	178	5.6	70	1	58	92	8	21	364	11.4

CAMP'S CAREER TOTALS • ACC ONLY

Year	GP	GS	Min	Avg	Total			3-Point			F-Throw			Rebounds											
					FG	FGA	Pct	FG	FGA	Pct	FT	FTA	Pct	Off	Def	Tot	Avg	PF	FO	Ast	TO	Blk	Stl	Pts	Avg
2014-15	16	15	424	26.5	44	148	.297	8	47	.170	29	41	.707	32	52	84	5.3	40	1	27	50	6	7	125	7.8
TOTAL	16	15	424	26.5	44	148	.297	8	47	.170	29	41	.707	32	52	84	5.3	40	1	27	50	6	7	125	7.8

24 TAIJAH CAMPBELL

F • 6-3 • Sr. • 3L
Toronto, Canada
Pickering

2014-15 (JUNIOR)

- Appeared in 25 games with 23 starts, averaging 7.4 points and 6.8 rebounds
- Moved into eighth place on the Virginia Tech career blocks list
- Had five double-doubles during the season
- Posted 10 points and 10 rebounds against No. 13 North Carolina and followed up with 11 points and 15 rebounds at Pitt
- Grabbed seven rebounds in the Hokies win over Pitt in the ACC Tournament to advance to the quarterfinals

2013-14 (SOPHOMORE)

- Appeared in 30 games with 29 starts
- Tallied 45 blocks on the season to rank 10th in the Tech single-season record book
- Posted 21 blocks versus ACC opponents to rank fourth in a single-season at Tech
- Led the Hokies with 19 points and 11 rebounds against Old Dominion, recording first career double-double
- Had five points, four rebounds and five blocks against Clemson in the ACC Tournament, setting the Hokies' ACC Tournament game record in blocks

2012-13 (FRESHMAN)

- Appeared in 17 games with 15 starts before sidelined by injury for 12 games
- Recorded season-highs with 14 points and four blocks against Florida Gulf Coast
- Posted three blocks at No. 15 North Carolina and against Boston College

PRIOR TO TECH

A three-star recruit named by ESPN HoopGurlz... Helped team to the Lake Ontario Secondary Schools Association Championship for three seasons... Named Defensive and League All-Star... Also competed for the Canadian National Team for the 2011 Pan-Am Games and has been a member of the U18 Canadian National Team... Was a National Champion with the U17 Team Ontario and participated in the All-Canada Classic.



AT-A-GLANCE

BIRTH DATE

February 2, 1994

FAMILY

Daughter of Claudia Nembhard... Has three siblings, Jordan, Nathan and Zane

MAJOR

Communications, Journalism and Multimedia



CAMPBELL'S CAREER TOTALS • OVERALL

Year	GP	GS	Min	Avg	Total			3-Point			F-Throw			Rebounds					PF	FO	Ast	TO	Blk	Stl	Pts	Avg
					FG	FGA	Pct	FG	FGA	Pct	FT	FTA	Pct	Off	Def	Tot	Avg									
2012-13	17	15	395	23.2	38	90	.422	1	1	1.000	3	8	.375	32	45	77	4.5	42	2	6	18	23	7	80	4.7	
2013-14	30	29	795	26.5	77	173	.445	1	1	1.000	17	34	.500	78	115	193	6.4	100	8	38	54	45	18	172	5.7	
2014-15	25	23	714	28.6	78	175	.446	0	0	.000	29	46	.630	66	103	169	6.8	81	4	24	60	32	27	185	7.4	
TOTAL	72	67	1904	26.4	193	438	.441	2	2	1.000	49	88	.557	176	263	439	6.1	223	14	68	132	100	52	437	6.1	

CAMPBELL'S CAREER TOTALS • ACC ONLY

Year	GP	GS	Min	Avg	Total			3-Point			F-Throw			Rebounds					PF	FO	Ast	TO	Blk	Stl	Pts	Avg
					FG	FGA	Pct	FG	FGA	Pct	FT	FTA	Pct	Off	Def	Tot	Avg									
2012-13	8	6	151	18.9	11	31	.355	0	0	.000	0	1	.000	6	12	18	2.3	23	2	5	11	1	22	2.8		
2013-14	16	15	434	27.1	35	83	.422	0	0	.000	6	14	.429	33	60	93	5.8	58	6	21	31	21	8	76	4.8	
2014-15	16	16	497	31.1	55	123	.447	0	0	.000	25	40	.625	49	72	121	7.6	54	3	16	36	21	12	135	8.4	
TOTAL	40	37	1082	27.1	101	237	.426	0	0	.000	31	55	.564	88	144	232	5.8	135	11	39	72	53	21	233	5.8	

25 SAMANTHA HILL

G • 5-10 • Jr. • 2L
Toronto, Canada
Eastern Commerce

2014-15 (SOPHOMORE):

- Appeared in 31 games with four starts
- Tallied 15 points, four rebounds and four assists versus NC Central
- Dropped in 12 points and pulled down seven boards against Wake Forest
- Notched 11 points and six rebounds versus No. 13 North Carolina
- Helped Team Canada to a silver medal at the 2015 World University Games
- ACC Academic Honor Roll

2013-14 (FRESHMAN):

- Appeared in 22 games for Tech
- Had first career points against Presbyterian, finishing the game with seven
- Helped the Canadian National Team to the title at the Jones Cup in Taipei, Taiwan over the summer
- ACC Academic Honor Roll

PRIOR TO TECH

Member of the Canadian U18 and U19 National Teams... Helped the team to a seventh place finish at the 2013 FIBA World Championship... A four-year starter for Eastern Commerce High School... In 2008, won the provincial gold medal... A three-time MVP and competed in the All-Canada Classic All-Star game... Helped the North Toronto club team to win gold at the U19 provincial championship in 2012... Earned all-defensive team and all-star honors.

AT-A-GLANCE

BIRTH DATE

November 22, 1994

FAMILY

Daughter of Sam Hill and Pam Prophet... Has three siblings, Alex, Jake and Kate... Brother Alex played basketball professionally in Italy

MAJOR

Human Nutrition,
Food and Exercise



HILL'S CAREER TOTALS • OVERALL


Year	GP	GS	Min	Avg	Total			3-Point			F-Throw			Rebounds											
					FG	FGA	Pct	FG	FGA	Pct	FT	FTA	Pct	Off	Def	Tot	Avg	PF	FO	Ast	TO	Blk	Stl	Pts	Avg
2013-14	22	0	189	8.6	10	40	.250	6	25	.240	5	11	.455	3	11	14	0.6	27	0	16	18	3	2	31	1.4
2014-15	31	4	525	16.9	37	106	.349	19	62	.306	23	35	.657	22	45	67	2.2	45	1	27	53	5	8	116	3.7
TOTAL	53	4	714	13.5	47	146	.322	25	87	.287	28	46	.609	25	56	81	1.5	72	1	43	71	8	10	147	2.8

HILL'S CAREER TOTALS • ACC ONLY

Year	GP	GS	Min	Avg	Total			3-Point			F-Throw			Rebounds											
					FG	FGA	Pct	FG	FGA	Pct	FT	FTA	Pct	Off	Def	Tot	Avg	PF	FO	Ast	TO	Blk	Stl	Pts	Avg
2013-14	14	0	109	7.8	5	16	.313	3	9	.333	0	0	.000	1	8	9	0.6	14	0	9	11	2	2	13	0.9
2014-15	15	4	259	17.3	22	52	.423	10	26	.385	9	14	.643	12	21	33	2.2	24	0	9	32	3	3	63	4.2
TOTAL	29	4	368	12.7	27	68	.397	13	35	.371	9	14	.643	13	29	42	1.4	38	0	18	43	5	5	76	2.6

35 TARA NAHODIL

C • 6-4 • Jr. • 2L
Pine Grove, Pa.
Tri-Valley



2014-15 (SOPHOMORE)

- Appeared in 26 games
- Tallied six points, six rebounds and two steals against ETSU
- Recorded four points against No. 13 North Carolina
- ACC Academic Honor Roll

2013-14 (FRESHMAN)

- Saw time in seven games for Tech
- Made first collegiate appearance against Howard, recording two points, three rebounds and two blocks
- ACC Academic Honor Roll

PRIOR TO TECH

Was the 20th ranked post player in the country by ESPN HoopGurlz and tabbed a Gatorade Player of the Year nominee as a senior... Earned All-State honors three years and was an All-Area honoree all four years... Helped team to the Pennsylvania state title during senior campaign... Finished high school career with over 1,700 points and 1,000 rebounds.

AT-A-GLANCE

BIRTH DATE
December 1, 1994

FAMILY
Daughter of Dan Nahodil and Tina Porter... has two siblings, Emma and Trevor.

MAJOR
Human Development



NAHODIL'S CAREER TOTALS • OVERALL

Year	GP	GS	Min	Avg	Total			3-Point			F-Throw			Rebounds					PF	FO	Ast	TO	Blk	Stl	Pts	Avg
					FG	FGA	Pct	FG	FGA	Pct	FT	FTA	Pct	Off	Def	Tot	Avg									
2013-14	7	0	34	4.9	5	12	.417	0	0	.000	5	8	.625	1	11	12	1.7	2	0	1	0	2	1	15	2.1	
2014-15	26	3	287	11.0	25	59	.424	0	1	.000	7	10	.700	9	35	44	1.7	40	1	8	16	13	6	57	2.2	
TOTAL	33	3	321	9.7	30	71	.423	0	1	.000	12	18	.667	10	46	56	1.7	42	1	9	16	15	7	72	2.2	

NAHODIL'S CAREER TOTALS • ACC ONLY

Year	GP	GS	Min	Avg	Total			3-Point			F-Throw			Rebounds					PF	FO	Ast	TO	Blk	Stl	Pts	Avg
					FG	FGA	Pct	FG	FGA	Pct	FT	FTA	Pct	Off	Def	Tot	Avg									
2013-14	3	0	16	5.3	3	6	.500	0	0	.000	2	4	.500	1	3	4	1.3	2	0	1	0	0	0	8	2.7	
2014-15	12	0	126	10.5	10	29	.345	0	1	.000	2	2	1.000	5	9	14	1.2	12	0	5	4	6	2	22	1.8	
TOTAL	15	0	142	9.5	13	35	.371	0	1	.000	4	6	.667	6	12	18	1.2	14	0	6	4	6	2	30	2.0	

40 DOMINIQUE POWELL

F • 6-3 • Sr. • 1L
 Washington, D.C.
 Archbishop Carroll/
 Gulf Coast State

2014-15 (JUNIOR)

- Appeared in 31 games with 11 starts
- Had back-to-back games with seven points and five rebounds against Longwood and NC Central
- Tallied eight points, 10 rebounds and four blocks versus Hofstra
- Had three blocks versus No. 8 Louisville and No. 20 Florida State and swatted two shots against No. 23 Syracuse

AT-A-GLANCE

BIRTH DATE

December 21, 1993

FAMILY

Daughter of LaShaune Powell... has a brother William and a sister Jenee

MAJOR

Sociology

PRIOR TO TECH

Ranked 26th overall best player and sixth best post player by Collegiate Girls Basketball report in the 2014 junior college class... Ranked ninth best junior college player in the country by the All-Star Girls Report... Named First Team All-Panhandle Conference as a sophomore at Gulf Coast State... Averaged 11 points and 11 rebounds per game, finishing 11th in the country in offensive rebounds for NJCAA Division I and was 14th overall in rebounding... Was second in the nation and Panhandle Conference in blocked shots, averaging 3.5 per game... Was named the team MVP as a junior and senior at Archbishop Carroll High School... Also named MVP while playing for Maryland Ruff Riders AAU team.



POWELL'S CAREER TOTALS • OVERALL

Year	GP	GS	Min	Avg	Total			3-Point			F-Throw			Rebounds					PF	FO	Ast	TO	Blk	Stl	Pts	Avg
					FG	FGA	Pct	FG	FGA	Pct	FT	FTA	Pct	Off	Def	Tot	Avg									
2014-15	31	11	347	11.2	24	78	.308	0	0	.000	17	31	.548	28	52	80	2.6	56	0	10	21	24	8	65	2.1	
TOTAL	31	11	347	11.2	24	78	.308	0	0	.000	17	31	.548	28	52	80	2.6	56	0	10	21	24	8	65	2.1	

POWELL'S CAREER TOTALS • ACC ONLY

Year	GP	GS	Min	Avg	Total			3-Point			F-Throw			Rebounds					PF	FO	Ast	TO	Blk	Stl	Pts	Avg
					FG	FGA	Pct	FG	FGA	Pct	FT	FTA	Pct	Off	Def	Tot	Avg									
2014-15	16	6	172	10.8	10	45	.222	0	0	.000	6	11	.545	11	20	31	1.9	29	0	4	12	12	4	26	1.6	
TOTAL	16	6	172	10.8	10	45	.222	0	0	.000	6	11	.545	11	20	31	1.9	29	0	4	12	12	4	26	1.6	

45 KHAEDRA CROKER

C/F • 6-2 • So. • 1L
Suffolk, Va.
King's Fork

2014-15 (FRESHMAN)

- Appeared in 17 games with two starts
- Had first career points against ETSU
- Tallied six points, five rebounds and two blocks against NC Central
- Notched six points and two rebounds against No. 4 Notre Dame

PRIOR TO TECH

Ranked the No. 20 forward by ESPN HoopGurlz out of King's Fork High School... Helped team to a 21-3 overall record in 2013-14 and a spot in the regional playoffs... Named Ironclad Conference Player of the Year... Earned MVP honors two years and was a three-year member of the First Team All-District... Topped the 1,000 career-rebound mark and recorded more than 1,000 points, becoming the school's first player (girls or boys) to tall more than 1,000 in both categories... also tallied more than 900 blocks.

AT-A-GLANCE

BIRTH DATE
October 3, 1994

FAMILY
Daughter of Shelley and Gregory Davis... Has two siblings, Shakeen and Saige

MAJOR
Human Development



CROKER'S CAREER TOTALS • OVERALL

Year	GP	GS	Min	Avg	Total			3-Point			F-Throw			Rebounds											
					FG	FGA	Pct	FG	FGA	Pct	FT	FTA	Pct	Off	Def	Tot	Avg	PF	FO	Ast	TO	Blk	Stl	Pts	Avg
2014-15	17	2	113	6.6	16	32	.500	0	0	.000	2	7	.286	10	19	29	1.7	7	0	3	4	11	2	34	2.0
TOTAL	17	2	113	6.6	16	32	.500	0	0	.000	2	7	.286	10	19	29	1.7	7	0	3	4	11	2	34	2.0

CROKER'S CAREER TOTALS • ACC ONLY

Year	GP	GS	Min	Avg	Total			3-Point			F-Throw			Rebounds											
					FG	FGA	Pct	FG	FGA	Pct	FT	FTA	Pct	Off	Def	Tot	Avg	PF	FO	Ast	TO	Blk	Stl	Pts	Avg
2014-15	7	0	43	6.1	4	10	.400	0	0	.000	0	2	.000	1	7	8	1.1	2	0	1	1	1	1	8	1.1
TOTAL	7	0	43	6.1	4	10	.400	0	0	.000	0	2	.000	1	7	8	1.1	2	0	1	1	1	1	8	1.1

1 ERINN BROOKS

F • 5-9 • Fr. • HS
 Union Hall, Va.
 Franklin County

HIGH SCHOOL

Named All-District and All-Conference during senior year at Franklin County ... Two-year team captain ... Four-time All-Academic Team ... Averaged 13.4 points, 4.5 rebounds and 2.6 steals during senior season.



AT-A-GLANCE

BIRTH DATE
 April 8, 1996

FAMILY
 Daughter of Tony and Mary Lou Brooks... Has nine siblings: Nicole, Neil, Megan, Leah, Justin, Alexx, Schylar, Marisa and Nathan.

MAJOR
 Human Nutrition,
 Food and Exercise

12 CHANETTE HICKS

G • 5-6 • Fr. • HS
 Norfolk, Va.
 Maury

PRIOR TO TECH

Ranked the 53rd best player and 15th best point guard by the Collegiate Girls Basketball Report... Ranked the 53rd best overall player and a four-star recruit by ESPN HoopGurlz... Tabbed the 17th best point guard by ESPN... Named All-USA Virginia Second Team by USA Today... Nominated for McDonald's All-American game... Averaged 14.1 points, seven assists, six rebounds and 6.7 steals as a senior... All-Eastern District defensive Player of the Year in 2015 and 2014... First Team All-Eastern District for the past three years.

AT-A-GLANCE

BIRTH DATE
 October 19, 1997

FAMILY
 Daughter of Reginald and Angela Hicks... Has two siblings, Chareese Hicks and Ryan Turner

MAJOR
 Criminology



20 HEIDI BROWN

F • 6-0 • Fr. • HS
Winchester, Va.
Sherando

AT-A-GLANCE

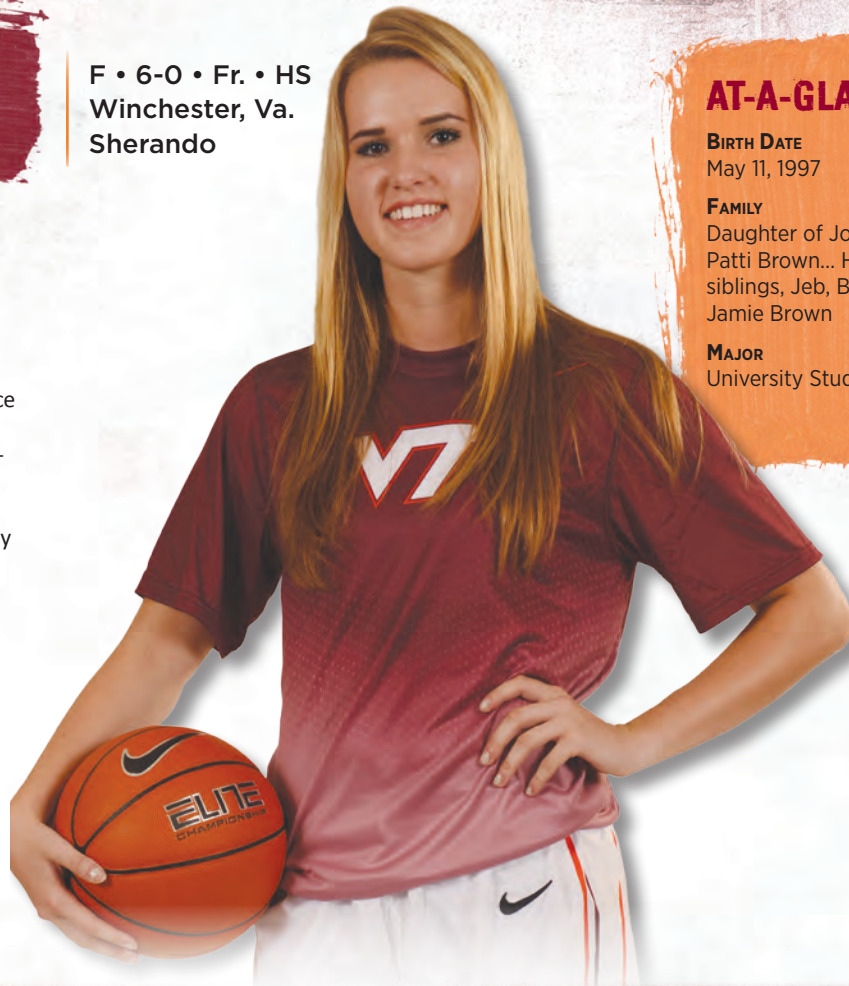
BIRTH DATE
May 11, 1997

FAMILY
Daughter of Joe and Patti Brown... Has three siblings, Jeb, Bobby and Jamie Brown

MAJOR
University Studies

PRIOR TO TECH

NDHS First-Team All-Area... Winchester Star First-Team All-District and All-Area... Conference 21 4A North First-Team All-Conference... Second Team All-Region... NDHS First Team All-Area... Averaged 17.9 points her senior year... Was named a team captain... Winchester Star District Co-Player of the Year... Four-year varsity player... Named team's Offensive Player of the Year.



22 ALANA GILMER

F • 6-0 • Fr. • HS
North Easton, Mass.
Archbishop Williams

AT-A-GLANCE

BIRTH DATE
June 24, 1997

FAMILY
Daughter of George and Dominique Gilmer... Father George was an All-Conference basketball player while attending Westfield University... Has one brother, Aaron.

MAJOR
Accounting

PRIOR TO TECH

Ranked the 139th overall player and 27th guard in the 2015 class by Collegiate Girls Basketball Report... Tabbed the 16th ranked wing and a three-star recruit by ESPN HoopGurlz... Scored 1,458 career points... Named the CCL MVP... Nominated for the McDonald's All-American Game... Averaged 18.1 points, six rebounds her senior year... Averaged 18 points, five rebounds and six blocks as a junior... Named to the All-Scholastic team by the Boston Globe, Boston Herald and Patriot Ledger... Catholic Central League Large-Division MVP... 2015 and 2013 Boston Rose Classic League MVP... 2012-2013 Massachusetts State Championship at Archbishop Williams... 2014 Boo Williams 16u Gold winner with Bay State Magic Elite... Won the 2015 Deep South Classic 15u and claimed the 2011 US Junior Nationals Championship.



33 KELLY KOSHUTA

F • 6-2 • Fr. • HS
Vienna, Va.
James Madison HS

PRIOR TO TECH

Tabbed a five-star recruit by ESPN HoopGurlz... Ranked the 32nd overall player and the third best post player in the 2015 class by Collegiate Girls Basketball Report as well as ESPN... 6A Northern Region Player of the Year, VHSL First-Team All-State, and Washington Post All-Met Player of the Year honors... Scored 1,768 points and grabbed 946 rebounds in HS Career.

AT-A-GLANCE

BIRTH DATE

April 18, 1997

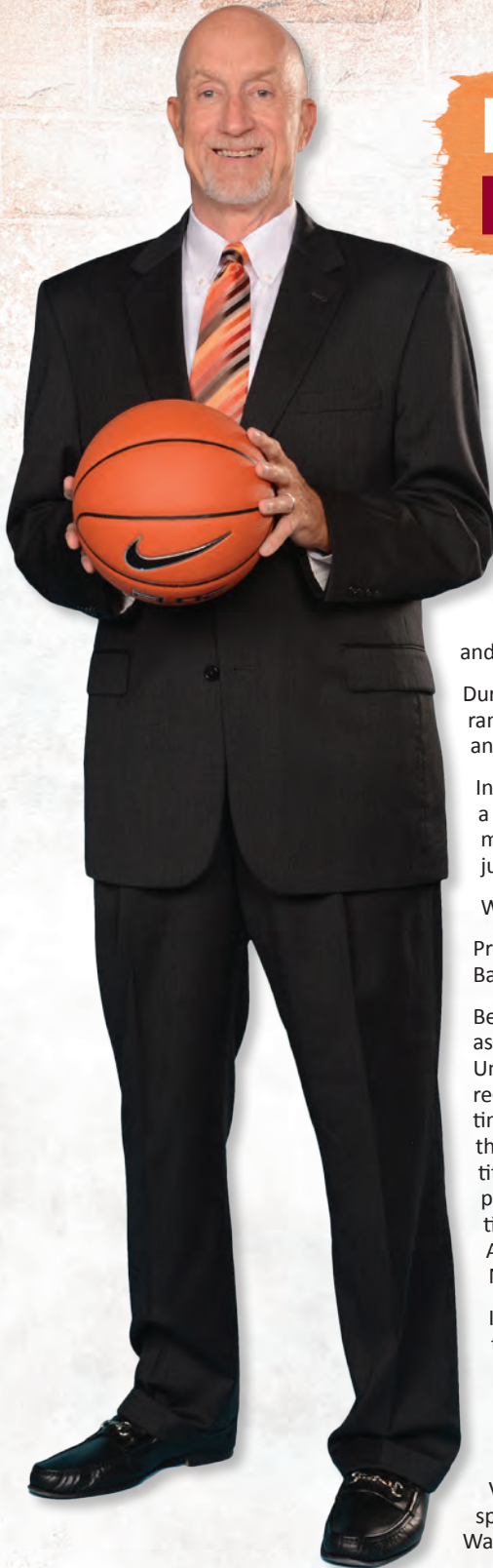
FAMILY

Daughter of Jim and Shelly Koshuta, both of whom graduated from Virginia Tech... Has four siblings Joe, Casey, Katie and Jill... Brother Joe is a member of the Virginia Tech football team.

MAJOR

University Studies





HEAD COACH DENNIS WOLFF

Fifth Season • Connecticut, 1978

Dennis Wolff was named the sixth head women's basketball coach at Virginia Tech on March 22, 2011.

In 2015, the Hokies went on a historic run in the ACC Tournament, advancing to the quarterfinal round for the first time since joining the league 10 years ago. Tech knocked off NC State in the opening round, picking up the Hokies first win over the Wolfpack in program history and recording their first post-season win since 2006-07. In the second round, the Hokies defeated Pittsburgh before falling to 2015 NCAA Elite Eight team, Florida State in the quarters. Sophomore Vanessa Panousis was named to the All-Tournament team after averaging 16 points en route to setting the Virginia Tech single-season three-pointers made record.

In Wolff's third year, the Hokies finished 14-16 overall and recorded their best finish since the 2009-10 season. The Hokies also boasted a win over then-ranked No. 11 North Carolina on the road, marking the programs first win in Chapel Hill. In addition, the Hokies defeated NCAA teams Florida, Michigan State and Robert Morris. Wolff also coached Uju Ugoka to All-ACC Second Team honors in 2014.

During Wolff's second season, the Hokies picked up a big win over a top-25 opponent, defeating then-19th ranked Florida State with a decisive 71-52 win over the Seminoles in Cassell Coliseum. The win snapped an eight game skid against FSU. Tech also improved in its overall and ACC record under Wolff's leadership.

In his inaugural season with the Hokies, Wolff guided Virginia Tech to an improved ACC record that featured a milestone win over then-ranked No. 8 Maryland. Tech's win over the 2012 ACC Champion Terrapins marked the first time in over a decade that the Hokies have defeated a team ranked eighth or better and just the third time in team history.

Wolff was also inducted into the Basketball Old Timers of America Hall of Fame.

Prior to accepting the women's head coaching position, Wolff served one season as the Director of Men's Basketball Operations & Assistant to the Head Coach for the Virginia Tech men's basketball program.

Before coming to Virginia Tech, Wolff served as the head men's basketball coach at Boston University from 1994-2009 where he posted a record of 247-197 (.556) and is the school's all time leader in victories. Under Wolff's guidance, the Terriers won three straight conference titles (2002-2004) and made four consecutive postseason appearances (2002-05) for the first time in school history. He was a three-time America East Coach of the Year and a two-time NABC District 1 Coach of the Year selection.

Including two years at Connecticut College in the early 1980s, Wolff is 277-215 (.563) in 17 years as a head coach.

Wolff arrived at BU following a four-year (1990-94) stint as an assistant coach under head coach Jeff Jones at the University of Virginia. Prior to his tenure at Virginia, Wolff spent four years (1985-89) as an assistant at Wake Forest and one year (1989-90) at SMU.

Wolff began his coaching career at Trinity College, a Division III school in Hartford, Conn., where he served as an assistant from 1978-80. At the age of 25, he was named the head coach at Connecticut College and guided the Camels to a two-year mark of 30-18, including a successful 16-8 record in 1980-81, his first year as a head coach. In 1982, he began his first of three years as an assistant coach at St. Bonaventure. In the last year, Wolff has been involved in the USO Operation Hardwood in Iraq and the USO Operation Hoop Talk in Afghanistan.

A 1978 graduate of the University of Connecticut, Wolff was a two-year letterman under head coaches Dee Rowe and Dom Perno after transferring from Louisiana State University in 1975. A native of New York City, Wolff was a standout guard for Holy Cross High School. In recognition of his scholastic efforts, Wolff has since been inducted into the Holy Cross Athletic Hall of Fame.

Wolff and his wife JoAnn have three children: Nicole, Matt, and Michael.

THE WOLFF FILE

HEAD COACH EXPERIENCE

at Connecticut College (Men's)	30-18 (2)
at Boston University (Men's)	247-197 (15)
at Virginia Tech	43-79 (4)
Career	320-294 (21)

EDUCATION

Connecticut	1978
-------------	------

CAREER COACHING RECORDS

1981 - Connecticut College	16-8
1982 - Connecticut College	14-10
1995 - Boston University	15-16
1996 - Boston University	18-11
1997 - Boston University	25-5
1998 - Boston University	19-11
1999 - Boston University	9-18
2000 - Boston University	7-22
2001 - Boston University	14-14
2002 - Boston University	22-10
2003 - Boston University	20-11
2004 - Boston University	23-6
2005 - Boston University	20-9
2006 - Boston University	12-16
2007 - Boston University	12-18
2008 - Boston University	14-17
2009 - Boston University	17-13
2011 - Virginia Tech	7-23
2012 - Virginia Tech	10-20
2013 - Virginia Tech	14-16
2014 - Virginia Tech	12-20



HEATHER VULIN

Assistant Coach &
Recruiting Coordinator
First Season
Minnesota-Morris, 1999

Heather Vulin joined the Virginia Tech staff as an assistant coach and recruiting coordinator in May 2015.

Vulin came to Tech after spending the previous seven years at Villanova where she served as the recruiting coordinator and assisted with on-court coaching duties. During her time with the Wildcats, Vulin recruited three Gatorade Players of the Year, including the Virginia Player of the Year in 2013 and the three time Delaware Player of the Year (2013, 2014 and 2015). Vulin was responsible for recruiting and developing players that went on to earn top awards during their time at Villanova including three Big East All-Rookie players, three Big East Sixth Men of the Year and five Big East All-Conference Players. Vulin also recruited Caroline Coyer who was selected to represent the United States on the 2015 Pan-American Team. The Villanova Wildcats made post-season play every year Vulin's recruits were on the court and led the nation in fewest turnovers per game for four straight seasons (2012-2015). During Vulin's tenure, Villanova won the prestigious Big Five title four out of seven years.

Prior to Villanova, Vulin spent six years at Sacred Heart University. While at Sacred Heart, Vulin's recruits went on to earn numerous awards, including five NEC All-Rookie players, two NEC Rookies of the Year, two NEC Players of the Year and seven NEC All-Conference selections. In addition, Vulin recruited the 2009 team that was only the third team in NEC history to finish the regular season undefeated and then go on to win the NEC tournament championship. Vulin's recruits also led their team to four NEC Championships (2006, 2007, 2009, 2012) at Sacred Heart. From 2004 to 2007, Vulin also helped develop Amanda Pape, one of the most decorated players in NEC history and member of the NEC Women's Basketball Hall of Fame and Connecticut Women's Basketball Hall of Fame.

Vulin got her start coaching as a graduate assistant at North Dakota State under the leadership of Women's Basketball Hall of Fame Inductee, Amy Ruley.

Prior to that, Vulin was a two-sport athlete at Minnesota-Morris, earning letters all four years in both basketball and volleyball. She served as team captain in basketball and received Academic All-Conference accolades for both sports. She earned her Bachelor's degree in secondary education-social sciences, psychology and women's studies. Vulin received her master's degree in education from NDSU in 2003.

Vulin resides in Blacksburg, Va. with her husband, Kevin Vulin, and her two children, Jack and Ava.



BILL DOOLEY

Assistant Coach
First Season
University of
Richmond, 1983

Bill Dooley joined the Virginia Tech women's basketball staff as an assistant coach in summer 2015.

Dooley comes to Virginia Tech after spending the past three seasons on the men's staff at the University of Hartford. During his tenure, the team achieved the highest two-year win total in the school's Division I history. Dooley has also spent time in the collegiate ranks serving as both an assistant coach and head coach during a 12-year span at the University of Richmond, where he was named the Colonial Athletic Association Coach of the Year in 1994.

During his time as an assistant to head coach Dick Tarrant, the Spiders reached postseason play six times in eight seasons, including four NCAA appearances. In 1988 Richmond reached the Sweet 16 and in 1991 became the first 15 seed to beat a 2 seed when the Spiders upset Syracuse.

In addition to his collegiate experience, Dooley served as the Irish National Team head coach from 2000-02 when he led the team to the semi-final round of the European Championship for the first time in the program's history. He earned IBA International Coach of the Year honors in 2002.

Prior to his coaching days, Dooley played at the University of Richmond, where he was a two-year starter and team captain before graduating in 1983 with a BA in economics.

Coach Dooley has been married to his wife, Clare, for 26 years. The couple have two children, Megan and Bill, Jr.



BRITNEY ANDERSON

Assistant Coach
First Season
Virginia Tech, 2007

Former Virginia Tech women's basketball player Britney Anderson returned to Blacksburg in June 2015 when she was named an assistant coach.

Anderson played for the Hokies from 2003-07, helping Tech to three NCAA Tournament appearances and a WNIT berth. During her career, Anderson shot an impressive 44.6 percent from the field and averaged 10.2 points during her senior campaign.

Anderson served as an assistant coach at Radford (2013-15), where her responsibilities included scheduling, community service and camp coordination while focusing on wing player development and assisting in recruiting and scouting. Under Anderson's tutelage, the Highlanders were the Big South's top three-point shooting team (.337) in 2014-15. In addition, Anderson helped develop two All-Big South honorees.

Anderson was also a standout high school player in the NRV, having led Blacksburg High School to the Virginia High School AA Girls' Basketball State Championship during her senior year. After averaging 18.2 points and 9.2 rebounds per game that season, Anderson was named Virginia's Miss Basketball.

Before joining the staff at Radford, Anderson was a corporate recruiter for M.C. Dean Inc. in Dulles, Va., while also coaching girls' basketball at Potomac Falls High School and in the AAU ranks with Team Unique u15, Matrix u15, PSPA u12/u16 for five years.



BILL OLD

Director of Basketball Operations
Fifth Season
Randolph Macon, 1994

Bill Old joined the Virginia Tech women's basketball staff in 2011 as director of women's basketball operations, after serving for three years as financial projects manager/assistant business manager in the Virginia Tech Athletics Department.

"Being able to complete our staff with someone with Bill Old's experience is a great thing for our program," said Virginia Tech head coach Dennis Wolff. "Bill's knowledge of Virginia Tech, plus his basketball background, makes him a very valuable addition to the staff."

Old served as the Virginia Tech men's basketball director of operations for one season. Prior to arriving in Blacksburg, he held the same position with the South Carolina men's basketball program under head coach Dave Odom. In both positions, Old assisted in all areas of the program, including planning travel, administrative responsibilities and film exchange.

Prior to joining South Carolina, Old was an assistant coach at Hampton University for two years, participating in the NCAA Tournament both seasons with the Pirates. Old was an assistant basketball coach for the International Basketball League's Richmond Rhythm for one season (1999-2000) under head coach Ralph Sampson. He assisted Sampson in player development, scouting and leadership of the professional minor league basketball team.

From 1997-99, Old served as an assistant coach at James Madison under head coach Sherman Dillard. Old began his career at Wake Forest (1994-97), where he was an administrative assistant to Odom for three seasons, participating in the NCAA Tournament each year.

A native of Charlottesville, Va., Old grew up on the campus of Virginia Military Institute and earned his bachelor of arts degree in business and economics from Randolph-Macon in 1994. He and his wife Hollee, a registered nurse, welcomed their son Will in Nov. 2014. The Old family resides in Blacksburg.



KELSEY SHAUGHNESSY

Director of Student-Athlete
Development
First Season
Virginia Tech 2015

Kelsey (Conyers) Shaughnessy joins the women's basketball staff in 2015 as the Director of Student-Athlete Development.

Shaughnessy was a four-year player for the Hokies (2011-2015) after joining the team as a walk-on her freshman year before earning her way to a scholarship. The Chesterfield, Va. native saw in 85 games during her career and tallied 24 starts. During her senior season, Shaughnessy started in 22 games and played a big role in the Hokies win over NC State in the ACC Tournament, recording 10 points and six rebounds.

Shaughnessy graduated with a degree in Human Nutrition, Food and Exercise from Virginia Tech in May 2015. She married her husband Matthew later that summer and the couple resides in Roanoke.



NICOLE KRUSEN

Video Coordinator
First Season
Loyola University
Maryland, 2014

Nicole Krusen joined the women’s basketball staff as video coordinator in July 2015.

Krusen spent 2014-15 playing at the National University Ireland Galway, where she helped the team to an undefeated regular season while averaging 21.9 points per game, earning a spot as a member of the Irish Colleges Select Team. In addition, Krusen competed for the NUIG Mystics while in Ireland, averaging 15.9 points per game.

Prior to her year overseas, Krusen was a four-year letterwinner at Loyola University Maryland, earning a starting spot during her junior and senior campaigns. In 2011, the team finished as runner-up in the Metro Atlantic Athletic Conference regular season and was tournament finalist to earn a spot in the 2011 WNIT. Krusen is the all-time leader in school history in 3-point field goals made with 157 and holds the single-game record with seven. She is also the all-time leader in free throw percentage (85.9 percent) and second in number of games played (123).


Krusen spent her high school career at Georgetown Visitation Prep where she scored 1,638 career points, including 345 3-pointers.

The Rockville, Maryland native has served in a video coordinator capacity with Georgetown Preparatory boy’s basketball team as well as interning with Loyola University’s Maryland’s Athletics Marketing Department.

SUPPORT STAFF



ANDREW ALLEGRETTA
Assistant Director of
Broadcasting, IMG College



MICHAEL MORRIS
Assistant Equipment
Manager



KENDRICK GHOLSTON
Associate Director,
Student-Athlete Academic
Support Services



BRANDON DILLARD
Associate Director
Basketball Strength &
Conditioning Programs



J.C. WHIDDEN
Associate Director,
Marketing & Promotions



DIANNE SANTOLLA
Administrative Assistant,
Women’s Basketball



KENT SHEETS
Associate Director,
Facilities



JAMES TORGERSEN
Director, Facilities



DON VAUGHN
Coordinator, Operations



CARA WALTERS
Assistant Athletics
Director, Operations



YEAR IN REVIEW

A LOOK BACK AT THE 2014-15 SEASON.



2014-15 SEASON NOTES

SMARTY-PANTS

Vanessa Panousis and **Rachel Camp** were named to the 2015 All-ACC Academic Team for their performances both on the court and in the classroom.

STARTED FROM THE BOTTOM, NOW WE'RE HERE

Virginia Tech became the first last seeded team in the ACC to ever win multiple games in the tournament. In addition, the Hokies are the first 15-seed to advance to the quarterfinals.

MAKING THE ROUNDS

The Hokies advanced to the third round of the ACC Tournament. It is the first time since the 2002-03 season that Virginia Tech has moved into the third round of a conference tournament. Tech was a member of the BIG EAST at the time.

RECORD SETTING

Sophomore **Vanessa Panousis** set the single-season Virginia Tech three-pointer record after tallying four against Pitt. Panousis broke Lindsay Biggs' tally of 71 during the 2008-09 season. In addition her four treys set a new Tech ACC Tournament record.

STREAK BROKEN

Virginia Tech advanced to the second round of the ACC Tournament for the first time since the 2006-07 season when the Hokies defeated Boston College.

FIRST TIME FOR EVERYTHING

The Hokies claimed their first win over NC State in program history. Tech and the Wolfpack have met 16 times since 1980 with NCSt holding the 15-1 record.

IT'S RAINING THREES

Vanessa Panousis moved into fourth place on the career record list with her two threes against NC State. She moved ahead of Jeni Garber who tallied 127 from 1988-91.

BLOCK PARTY UPDATE

Junior **Taijah Campbell** tallied two blocks against Louisville to move into sole possession of eighth place on the Virginia Tech career-blocks list, bumping Kerri Gardin (2002-06), who had 91, to ninth.

PANOUSIS FOR THREE!

Sophomore **Vanessa Panousis** moved into fifth place on the Virginia Tech career-records list for three-pointers made. In addition she set a new sophomore class record, surpassing Carrie Mason's 51. Panousis set the freshman three-point record last season.

GETTING BOARDS

Taijah Campbell's 14 rebounds against Pittsburgh marked the third most by Hokie in a game against an ACC opponent since joining the league.

HOLD ON

Virginia Tech committed just six turnovers in the game at Georgia Tech, to record the fewest turnovers by the Hokies in a game since recording five versus Ole Miss on March 26, 2008.

IT'S GOOD

Sidney Cook had 10 field goals at Georgia Tech, marking the sixth most field goals for a Virginia Tech player in an ACC game since joining the league 10 years ago.

HIGH-FIVE

The Hokies had five players in double-digits in the win over Wake Forest on Jan. 23. **Vanessa Panousis** (16), **Sidney Cook** (13), **Hannah Young** (12), **Taijah Campbell** (12) and **Samantha Hill** (12) led Tech to the win. It marked the first time since Feb. 22, 2009 that Virginia Tech had five players reach double-digit scoring.

SUPER SOPH

Sophomore **Vanessa Panousis** topped the 500 career-point mark this season. The guard has tallied double-digit points in 42 of her 61 career appearances, including 10 games with 20 or more.

OUT

Freshman **Regan Magarity** was sidelined for the year following season-ending surgery. Magarity was averaging a double-double for the Hokies after five games with 14 points and 10.6 rebounds per game and was one of four players in the ACC averaging a double-double.

FREE FALLIN'

The Hokies knocked down 81 percent (17-21) from the free throw line versus Hofstra. It marks the second highest free throw percentage for the Hokies when taking 20 or more attempts during the Wolff era.

600 AND COUNTING

The Hokies recorded the 600th win in program history on Dec. 21, 2014, defeating Radford 73-60.

BROKEN RECORD

Rachel Camp knocked down 33 points against Western Carolina to set a new freshman single-game scoring record, becoming the first Hokie in program history to top the 30-point mark.

30/20 VISION

Rachel Camp's 33 points along with **Vanessa Panousis' 24** points against Western Carolina marked the first time since 1986 that the Hokies had one player with more than 30 points and another top 20 points in the same game. Joyce Waddy had 31 and Susan Walvius added 29 in that 1986 game against Mercer.

BUCKETS

Rachel Camp tallied 29 points in the Hokies' win over NC Central, tying the single-game points record for a freshman.

RECORD BREAK

With a three-pointer in the opening seconds against ETSU, **Vanessa Panousis** continued her streak of consecutive games with a three-pointer, 17 straight sets a new Virginia Tech record. The streak extends back to last season.

FRESHMEN FUELED

Regan Magarity and **Rachel Camp** combined for 39 of the Hokies' 72 points against Providence. The duo also dropped in 15 of the last 17 points in the game for the Hokies, helping to hold off a late surging Providence team.

PERMISSION GRANTED

Sophomore transfer **Sidney Cook** was granted a waiver by the NCAA to compete this season. Originally Cook was sitting out due to the NCAA year-in-residence rule for transfer students.

PULL IT DOWN, REBOUND

Freshman **Regan Magarity** pulled down 17 rebounds against Norfolk State, marking the most rebounds in a game by a freshman in program history.

DOUBLING UP

Taijah Campbell and **Rachel Camp** each tallied double-doubles against UMES. Campbell recorded 15 points and 10 rebounds while Camp notched 12 points and 10 rebounds. It was the first time two players had tallied a double-double in a game since last season versus Robert Morris. It marks the first double-double of Camp's career.

FRESH-TASTIC START

Regan Magarity dropped in 25 points against George Mason in her collegiate debut becoming the first freshman in program history to tally 25 or more in their first game.

WELCOME TO THE HOKIES

The Hokies signed three in the early signing period as **Alana Gilmer**, **Chanette Hicks** and **Kelly Koshuta** agreed to join Tech for the 2015-16 season. Gilmer is a 6-0 forward from North Easton, Mass. where she has been tabbed three-star recruit and is ranked the 139th overall player and 16th ranked wing. Hicks, a 5-6 guard from Norfolk, Va., is listed as a four-star recruit, the 53rd best player overall and the 15th best point guard. Rounding out the class is Koshuta a 6-2 forward from Vienna, Va. who has been named a five-star recruit, the 32nd best player and the third best post.

EXHIBITION SHOW

Virginia Tech played an exhibition game against Washington & Lee on Nov. 10. The Hokies rolled past the Generals 93-12. All 11 Hokies that appeared in the game got on the board with **Vanessa Panousis** leading the way with 14 points. Freshman **Rachel Camp** added 13 while **Samantha Hill** and newcomer **Dominique Powell** recorded 11 each.

WE'RE BACK

Virginia Tech returned three starters from the 2013-14 team including point guard **Vanessa Panousis** who was second on the team in scoring with 12.4 points per game.

Also returning was **Hannah Young** who averaged 6.1 points and 6.3 rebounds per game. **Taijah Campbell** returned after recording 5.7 points and 6.4 rebounds per game last season.

NOT IN HERE

Taijah Campbell recorded 45 blocks in 2013-14 to rank 10th in the Tech single-season record list.

ROOKIE RECORD

Last season **Vanessa Panousis** broke the Virginia Tech freshman record for made three-pointers with the trio she dropped in against Clemson, breaking a record that has stood for more than 20 years since Sarah Hillyer tallied 53 in 1989-90. Panousis finished the season with 58.

HERE'S ONE FOR YOU, AND FOR YOU...

Vanessa Panousis broke the Virginia Tech freshman record for assists during the 2013-14 campaign, finishing with 121 on the season and breaking the previous record of 106 that was set by Carrie Mason during the 2002-03 season.

2014-15 SEASON STATISTICS

OVERALL STATISTICS - RECORD: 12-20

##	Player	GP	GS	Min	Avg	TOTAL							3-PTS			REBOUNDS										
						FG	FGA	Pct	3FG	FGA	Pct	FT	FTA	Pct	Off	Def	Tot	Avg	PF	FO	A	TO	Blk	Stl	Pts	Avg
11	Regan Magarity	5	5	153	30.6	29	51	.569	0	3	.000	12	20	.600	16	37	53	10.6	15	0	9	15	8	3	70	14.0
05	Vanessa Panousis	31	31	1082	34.9	142	437	.325	77	272	.283	56	63	.889	6	91	97	3.1	64	1	99	90	1	22	417	13.5
23	Rachel Camp	32	28	886	27.7	127	322	.394	22	79	.278	88	127	.693	76	102	178	5.6	70	1	58	92	8	21	364	11.4
24	Taijah Campbell	25	23	714	28.6	78	175	.446	0	0	.000	29	46	.630	66	103	169	6.8	81	4	24	60	32	27	185	7.4
04	Hannah Young	31	16	807	26.0	61	202	.302	33	133	.248	38	47	.809	22	116	138	4.5	65	1	51	58	19	16	193	6.2
02	Sidney Cook	29	15	538	18.6	63	153	.412	3	7	.429	44	60	.733	50	110	160	5.5	66	1	19	49	8	8	173	6.0
25	Samantha Hill	31	4	525	16.9	37	106	.349	19	62	.306	23	35	.657	22	45	67	2.2	45	1	27	53	5	8	116	3.7
33	Kelsey Conyers	32	22	794	24.8	38	121	.314	22	78	.282	18	32	.563	14	52	66	2.1	67	2	60	51	3	23	116	3.6
00	Brielle Blaire	4	0	41	10.3	3	13	.231	1	7	.143	5	12	.417	1	6	7	1.8	3	0	0	5	0	2	12	3.0
35	Tara Nahodil	26	3	287	11.0	25	59	.424	0	1	.000	7	10	.700	9	35	44	1.7	40	1	8	16	13	6	57	2.2
40	Dominique Powell	31	11	347	11.2	24	78	.308	0	0	.000	17	31	.548	28	52	80	2.6	56	0	10	21	24	8	65	2.1
45	Khadra Croker	17	2	113	6.6	16	32	.500	0	0	.000	2	7	.286	10	19	29	1.7	7	0	3	4	11	2	34	2.0
22	Lindsey Oblitey	17	0	138	8.1	7	21	.333	3	8	.375	3	7	.429	8	11	19	1.1	15	1	5	12	0	3	20	1.2
TM	TEAM														60	61	121	3.8	0			18			0	
	Total	32				650	1770	.367	180	650	.277	342	497	.688	388	840	1228	38.4	594	13	373	544	132	149	1822	56.9
	Opponents	32				692	1785	.388	162	564	.287	412	627	.657	348	790	1138	35.6	511	-	354	427	114	232	1958	61.2

SCORE BY PERIODS:	1st	2nd	OT	Total
Virginia Tech	878	942	2	1822
Opponents	870	1077	11	1958

DEADBALL REBOUNDS:	OFF	DEF	TOTAL
Virginia Tech	72	20	92
Opponents	100	25	125

ACC STATISTICS - RECORD: 1-15

##	Player	GP	GS	Min	Avg	TOTAL							3-PTS			REBOUNDS										
						FG	FGA	Pct	3FG	FGA	Pct	FT	FTA	Pct	Off	Def	Tot	Avg	PF	FO	A	TO	Blk	Stl	Pts	Avg
05	Vanessa Panousis	15	15	531	35.4	65	218	.298	34	135	.252	23	27	.852	5	47	52	3.5	33	1	36	48	1	16	187	12.5
24	Taijah Campbell	16	16	497	31.1	55	123	.447	0	0	.000	25	40	.625	49	72	121	7.6	54	3	16	36	21	12	135	8.4
23	Rachel Camp	16	15	424	26.5	44	148	.297	8	47	.170	29	41	.707	32	52	84	5.3	40	1	27	50	6	7	125	7.8
02	Sidney Cook	16	10	303	18.9	39	95	.411	2	4	.500	23	32	.719	33	53	86	5.4	33	0	9	23	3	3	103	6.4
04	Hannah Young	16	6	412	25.8	32	98	.327	19	68	.279	19	21	.905	10	60	70	4.4	33	1	30	31	8	10	102	6.4
25	Samantha Hill	15	4	259	17.3	22	52	.423	10	26	.385	9	14	.643	12	21	33	2.2	24	0	9	32	3	3	63	4.2
33	Kelsey Conyers	16	8	367	22.9	13	50	.260	5	31	.161	8	14	.571	6	21	27	1.7	38	2	28	27	2	10	39	2.4
35	Tara Nahodil	12	0	126	10.5	10	29	.345	0	1	.000	2	2	1.000	5	9	14	1.2	12	0	5	4	6	2	22	1.8
40	Dominique Powell	16	6	172	10.8	10	45	.222	0	0	.000	6	11	.545	11	20	31	1.9	29	0	4	12	12	4	26	1.6
45	Khadra Croker	7	0	43	6.1	4	10	.400	0	0	.000	0	2	.000	1	7	8	1.1	2	0	1	1	1	1	8	1.1
22	Lindsey Oblitey	10	0	91	9.1	3	14	.214	2	6	.333	0	0	.000	4	8	12	1.2	10	1	4	8	0	1	8	0.8
TM	TEAM														31	34	65	4.1	0			14			0	
	Total	16				297	882	.337	80	318	.252	144	204	.706	199	404	603	37.7	308	9	169	286	63	69	818	51.1
	Opponents	16				353	880	.401	87	289	.301	222	333	.667	174	409	583	36.4	233	-	192	194	65	136	1015	63.4

SCORE BY PERIODS:	1st	2nd	OT	Total
Virginia Tech	396	420	2	818
Opponents	455	549	11	1015

DEADBALL REBOUNDS:	OFF	DEF	TOTAL
Virginia Tech	28	6	34
Opponents	54	9	63

2014-15 SEASON RESULTS

Opponent	Date	Score	WL	POINTS	REBOUNDS	ASSISTS	STEALS	BLOCKED SHOTS
at George Mason	11/14/14	69-77	L	25-Regan Magarity	7-Hannah Young Regan Magarity	6-Kelsey Conyers	1-Conyers, Young, Campbell	2-Tara Nahodil
UMES	11/16/14	63-41	W	15-Taijah Campbell	10-Camp, Campbell Magarity	5-Vanessa Panousis	2-Taijah Campbell	2-Hannah Young
NORFOLK STATE	11/18/14	60-49	W	17-Vanessa Panousis	17-Regan Magarity	6-Vanessa Panousis	1-Campbell, Camp Magarity	5-Regan Magarity
at Providence	11/23/14	72-69	W	22-Rachel Camp	9-Regan Magarity	5-Rachel Camp	2-Blaire, Panousis, Cook	1-Dominique Powell Sidney Cook
OLD DOMINION	11/25/14	62-69	L	22-Vanessa Panousis	10-Regan Magarity	3-Vanessa Panousis	2-Regan Magarity Rachel Camp	1-Powell, Camp, Magarity
ETSU	11/29/14	72-65	W	21-Rachel Camp	10-Hannah Young	8-Vanessa Panousis	2-Tara Nahodil Rachel Camp	2-Dominique Powell Khaledra Croker
at Florida	12/01/14	44-73	L	21-Rachel Camp	8-Rachel Camp	2-Panousis, Hill, Conyers	3-Vanessa Panousis Taijah Campbell	1-Dominique Powell
NORTHWESTERN	12/04/14	45-70	L	19-Vanessa Panousis	9-Dominique Powell	2-Rachel Camp Kelsey Conyers	3-Kelsey Conyers	2-Khaledra Croker
LONGWOOD	12/06/14	74-42	W	16-Rachel Camp	13-Rachel Camp	4-Camp, Hill, Conyers, Young, Panousis	2-Hannah Young	2-Khaledra Croker
NC CENTRAL	12/10/14	80-44	W	29-Rachel Camp	12-Rachel Camp	8-Vanessa Panousis	2-Lindsey Oblitey	3-Hannah Young
WESTERN CAROLINA	12/14/14	79-58	W	33-Rachel Camp	11-Rachel Camp	6-Rachel Camp	1-Camp, Conyers Panousis	2-Khaledra Croker Tara Nahodil
RADFORD	12/21/14	73-60	W	22-Rachel Camp	9-Sidney Cook	4-Kelsey Conyers	4-Taijah Campbell Kelsey Conyers	2-Taijah Campbell
HOFSTRA	12/30/14	60-43	W	23-Vanessa Panousis	14-Sidney Cook	4-Vanessa Panousis	2-Rachel Camp Samantha Hill	4-Dominique Powell
at Clemson	01/02/15	54-63	LOT	16-Vanessa Panousis	14-Taijah Campbell	4-Vanessa Panousis	1-Panousis, Hill, Campbell	2-Sidney Cook Dominique Powell
VIRGINIA	01/04/15	47-62	L	23-Rachel Camp	7-Rachel Camp	3-Kelsey Conyers	2-Kelsey Conyers	2-Taijah Campbell
at NC State	01/08/15	59-73	L	18-Vanessa Panousis	9-Sidney Cook	3-Vanessa Panousis	1-Panousis, Nahodil Oblitey	1-Young, Nahodil, Hill
MIAMI	01/11/15	45-62	L	14-Rachel Camp	8-Rachel Camp	3-Vanessa Panousis Rachel Camp	1-Kelsey Conyers Vanessa Panousis	5-Taijah Campbell
at Duke	01/15/15	40-65	L	14-Vanessa Panousis	7-Taijah Campbell	2-Vanessa Panousis Rachel Camp	2-Taijah Campbell Vanessa Panousis	1-Powell, Nahodil Conyers
FLORIDA STATE	01/18/15	44-59	L	19-Hannah Young	8-Taijah Campbell	3-Hill, Conyers, Camp	1-Camp, Young, Nahodil	3-Dominique Powell
WAKE FOREST	01/23/15	76-59	W	16-Vanessa Panousis	10-Taijah Campbell	5-Vanessa Panousis	2-Hannah Young Taijah Campbell	1-Hannah Young Taijah Campbell
NOTRE DAME	01/29/15	50-74	L	13-Hannah Young	5-Sidney Cook Taijah Campbell	3-Hannah Young Rachel Camp	1-Young, Campbell Hill, Conyers	1-Nahodil, Cook Campbell, Young
at Georgia Tech	02/01/15	71-79	L	25-Sidney Cook	12-Sidney Cook	4-Hannah Young Vanessa Panousis	2-Vanessa Panousis	2-Taijah Campbell
at MIAMI	02/05/15	39-42	L	12-Vanessa Panousis	9-Sidney Cook	3-Vanessa Panousis	2-Vanessa Panousis	1-Campbell, Camp, Nahodil
NORTH CAROLINA	02/08/15	52-74	L	11-Samantha Hill	10-Taijah Campbell	4-Vanessa Panousis	2-Kelsey Conyers	1-Samantha Hill Taijah Campbell
at PITT	02/12/15	35-53	L	11-Taijah Campbell	15-Taijah Campbell	2-Camp, Campbell Panousis	1-Young, Camp Croker, Campbell	2-Tara Nahodil Rachel Camp
SYRACUSE	02/15/15	51-59	L	18-Vanessa Panousis	14-Hannah Young	3-Kelsey Conyers	2-Dominique Powell	2-Taijah Campbell Dominique Powell
LOUISVILLE	02/19/15	49-69	L	11-Vanessa Panousis	10-Rachel Camp	4-Hannah Young	1-Camp, Young, Hill, Panousis	3-Dominique Powell
at Virginia	02/22/15	59-73	L	17-Vanessa Panousis	7-Hannah Young	4-Young, Camp, Conyers	4-Taijah Campbell	2-Hannah Young
at Boston College	03/01/15	47-49	L	13-Rachel Camp	12-Taijah Campbell	2-Panousis, Young Conyers	3-Vanessa Panousis	2-Taijah Campbell
vs. NC State	03/04/15	57-56	W	19-Vanessa Panousis	6-Kelsey Conyers	8-Vanessa Panousis	2-Taijah Campbell	None
vs. Pittsburgh	03/05/15	51-45	W	20-Vanessa Panousis	10-Sidney Cook	2-Hannah Young Taijah Campbell	1-Samantha Hill Sidney Cook	3-Taijah Campbell
vs. Florida State	03/06/15	43-82	L	9-Rachel Camp Vanessa Panousis	5-Sidney Cook	3-Vanessa Panousis Hannah Young	2-Kelsey Conyers Taijah Campbell	2-Taijah Campbell

2014-15 GAME-BY-GAME COMPARISON

Opponent	Date	Score	W/L	SCORING				TOTAL			3-PTRS			REBOUNDS			A	TO	Blk	Stl	Fls		
				1st	2nd	OT	Mar	FG	FGA	Pct	FG	FGA	Pct	FT	FTA	Pct.						Reb.	Mar
VIRGINIA TECH at George Mason	11/14/14	69-77	L	29 34	40 43		-8	30 23	68 57	.441 .404	4 7	14 26	.286 .269	5 24	8 32	.625 .750	38 39	-1	15 8	12 9	3 1	3 2	24 13
VIRGINIA TECH vs. UMES	11/16/14	63-41	W	31 12	32 29		+22	22 13	62 54	.355 .241	4 2	19 24	.211 .083	15 13	23 21	.652 .619	47 40	+7	10 6	17 20	5 5	5 4	18 17
VIRGINIA TECH vs. Norfolk State	11/18/14	60-49	W	30 17	30 32		+11	20 20	51 60	.392 .333	12 2	28 16	.429 .125	8 7	16 10	.500 .700	42 30	+12	17 9	21 14	9 0	3 6	15 20
VIRGINIA TECH at Providence	11/23/14	72-69	W	33 32	39 37		+3	19 26	37 68	.514 .382	4 7	11 17	.364 .412	30 10	42 21	.714 .476	38 37	+1	10 19	25 17	2 1	6 10	25 34
VIRGINIA TECH vs. Old Dominion	11/25/14	62-69	L	29 29	33 40		-7	23 22	61 54	.377 .407	7 7	22 17	.318 .412	9 18	15 25	.600 .720	40 33	+7	9 9	13 12	3 5	2 7	16 14
VIRGINIA TECH vs. ETSU	11/30/14	72-65	W	36 27	36 38		+7	24 27	58 68	.414 .397	6 6	20 28	.300 .214	18 5	24 8	.750 .625	42 37	+5	17 17	11 10	5 5	7 6	12 21
VIRGINIA TECH at Florida	12/01/14	44-73	L	22 31	22 42		-29	15 27	48 57	.313 .474	1 8	18 15	.056 .533	13 11	17 13	.765 .846	29 36	-7	8 14	24 20	1 2	9 14	18 18
VIRGINIA TECH vs. Northwestern	12/04/14	45-70	L	22 40	23 30		-25	16 27	53 60	.302 .450	7 5	22 14	.318 .357	6 11	10 16	.600 .688	37 37	--	7 13	26 16	4 5	6 12	16 13
VIRGINIA TECH vs. Longwood	12/06/14	74-42	W	39 14	35 28		+32	29 17	61 55	.475 .309	7 4	21 17	.333 .235	9 4	14 6	.643 .667	45 27	+18	21 5	15 16	6 3	4 7	11 13
VIRGINIA TECH vs. NC Central	12/10/14	80-44	W	47 15	33 29		+36	31 13	62 42	.500 .310	10 1	29 9	.345 .111	8 17	15 23	.533 .739	46 23	+23	23 6	15 18	7 1	5 7	17 13
VIRGINIA TECH vs. Western Carolina	12/14/14	79-58	W	40 27	39 31		+21	32 18	70 63	.457 .286	10 4	31 17	.323 .235	5 18	7 22	.714 .818	49 31	+18	20 7	8 5	6 3	3 3	20 9
VIRGINIA TECH vs. Radford	12/21/14	73-60	W	28 27	45 33		+13	24 21	51 53	.471 .396	6 7	15 20	.400 .350	19 11	34 19	.559 .579	34 39	-5	13 11	16 24	3 2	11 5	23 26
VIRGINIA TECH vs. Hofstra	12/30/14	60-43	W	26 20	32 23		+17	19 17	61 59	.311 .288	5 5	19 25	.263 .200	17 4	21 6	.810 .667	51 33	+18	6 9	12 13	6 8	5 3	11 21
VIRGINIA TECH at Clemson	01/02/15	54-63	L	31 29	21 23	2	-9	22 21	67 63	.328 .333	2 6	19 19	.105 .316	8 15	11 18	.727 .833	59 31	+28	11 12	25 11	6 9	3 15	17 14
VIRGINIA TECH vs. Virginia	01/04/15	47-62	L	25 29	22 33		-15	15 23	52 56	.288 .411	3 8	15 20	.200 .400	14 8	20 15	.700 .533	37 36	+1	7 13	15 11	2 1	3 4	16 19
VIRGINIA TECH at NC State	01/08/15	59-73	L	25 32	34 41		-14	20 23	54 52	.370 .442	8 8	22 19	.364 .421	11 19	15 25	.733 .760	38 33	+5	12 12	15 8	3 1	3 8	24 14
VIRGINIA TECH vs. Miami	01/11/15	45-62	L	20 23	25 39		-17	19 21	52 67	.365 .313	3 3	19 18	.158 .167	4 17	9 23	.444 .739	39 46	-7	10 5	20 8	6 9	2 8	16 14
VIRGINIA TECH at #16/14 Duke	01/15/15	40-65	L	24 37	16 28		-15	14 25	57 48	.246 .521	9 8	33 16	.273 .500	3 7	6 13	.500 .538	29 41	-12	9 18	15 14	3 6	6 8	15 12
VIRGINIA TECH vs. #20/19 Florida State	01/18/15	44-59	L	14 32	30 27		-15	18 23	50 58	.360 .397	4 3	13 17	.308 .176	4 10	6 26	.667 .385	33 38	-5	13 13	21 14	5 4	3 10	27 13
VIRGINIA TECH vs. Wake Forest	01/23/15	76-59	W	39 18	37 39		+17	23 22	50 58	.460 .379	5 2	17 21	.294 .095	25 13	34 20	.735 .650	39 31	+8	13 13	16 15	2 1	6 10	21 26
VIRGINIA TECH vs. #4/4 Notre Dame	01/29/15	50-74	L	17 43	33 31		-24	19 28	53 56	.358 .500	6 5	16 11	.375 .455	6 13	7 21	.857 .619	26 39	-13	11 14	16 13	4 2	4 7	18 8
VIRGINIA TECH at Georgia Tech	02/01/15	71-79	L	37 39	34 40		-8	29 25	67 53	.433 .472	7 10	23 19	.304 .526	6 19	7 28	.857 .679	34 39	-5	16 15	6 10	4 4	2 4	23 11
VIRGINIA TECH at Miami	02/05/15	39-42	L	8 16	31 26		-3	15 15	62 51	.242 .294	2 2	24 18	.083 .111	7 10	11 25	.636 .400	51 42	+9	6 5	19 14	3 6	4 5	25 15
VIRGINIA TECH vs. #13/11 North Carolina	02/08/15	52-74	L	33 36	19 38		-22	17 24	54 61	.315 .393	5 10	19 25	.263 .400	13 16	18 21	.722 .762	44 36	+8	11 13	17 14	2 3	5 14	18 15
VIRGINIA TECH at Pittsburgh	02/12/15	35-53	L	18 24	17 29		-18	13 20	53 50	.245 .400	2 5	16 15	.125 .333	7 8	12 13	.583 .615	39 37	+2	9 13	18 11	6 5	4 10	14 12
VIRGINIA TECH vs. #23/22 Syracuse	02/15/15	51-59	L	24 19	27 40		-8	16 14	54 59	.296 .237	5 4	20 26	.250 .154	14 27	17 35	.824 .771	43 41	+2	8 5	21 9	5 6	5 9	25 17
VIRGINIA TECH vs. #8/7 Louisville	02/19/15	49-69	L	23 34	26 35		-20	19 27	54 55	.352 .491	7 4	21 11	.333 .364	4 11	7 17	.571 .647	30 36	-6	10 22	18 11	7 4	4 7	18 16
VIRGINIA TECH at Virginia	02/22/15	59-73	L	31 28	28 45		-14	21 22	53 44	.396 .500	6 4	22 13	.273 .308	11 25	15 29	.733 .862	28 28	--	15 9	17 14	2 0	8 11	22 14
VIRGINIA TECH at Boston College	03/01/15	47-49	L	27 16	20 33		-2	17 20	50 49	.340 .408	6 5	19 21	.316 .238	7 4	9 4	.778 1.000	34 29	+5	8 10	17 17	3 4	7 6	9 13
VIRGINIA TECH vs. NC State (Greensboro, N.C.)	03/04/15	57-56	W	32 32	25 24		+1	19 17	43 42	.442 .405	7 4	21 11	.333 .364	12 18	17 26	.706 .692	28 29	-1	13 6	14 14	0 0	3 3	22 18
VIRGINIA TECH vs. Pitt (Greensboro, N.C.)	03/05/15	51-45	W	19 17	32 28		+6	17 17	55 54	.309 .315	6 1	20 8	.300 .125	11 10	13 24	.846 .417	38 43	-5	6 5	12 14	7 6	2 4	20 14
VIRGINIA TECH vs. #7/8 Florida State (Greensboro, N.C.)	03/06/15	43-82	L	17 41	26 41		-39	13 34	47 59	.277 .576	4 5	22 11	.182 .455	13 9	17 22	.765 .409	21 41	-20	9 18	17 11	2 2	6 3	18 14

POINTS-REBOUNDS-ASSISTS

Opponent	Date	Score	WL	00 BLAIRE	02 COOK	04 YOUNG	05 PANOUSIS	11 MAGARITY	22 OBLITEY	23 CAMP	24 CAMPBELL	25 HILL
at George Mason	11/14/14	69-77	L	DNP	DNP	5-7-2	11-5-2	25-7-3	DNP	5-5-0	14-5-0	5-3-2
UMES	11/16/14	63-41	W	5-1-0	DNP	3-2-0	7-2-5	9-10-1	2-0-0	12-10-2	15-10-0	7-2-0
NORFOLK STATE	11/18/14	60-49	W	3-1-0	DNP	0-2-1	17-4-6	10-17-2	DNP	15-5-0	2-6-3	2-1-2
at Providence	11/23/14	72-69	W	4-5-0	9-5-0	5-3-0	5-0-1	17-9-2	DNP	22-6-5	DNP	0-0-1
OLD DOMINION	11/25/14	62-69	L	0-0-0	0-2-0	6-7-1	22-4-3	9-10-1	DNP	18-6-3	DNP	0-1-0
ETSU	11/29/14	72-65	W	DNP	6-4-0	16-10-3	13-5-8	DNP	DNP	21-4-3	DNP	0-2-0
at Florida	12/01/14	44-73	L	DNP	2-2-0	8-7-0	2-1-2	DNP	DNP	21-8-1	0-2-0	0-0-2
NORTHWESTERN	12/04/14	45-70	L	DNP	6-7-1	0-3-1	19-0-1	DNP	0-2-0	7-3-2	DNP	0-1-0
LONGWOOD	12/06/14	74-42	W	DNP	4-4-0	7-4-4	13-4-4	DNP	7-0-1	16-13-4	DNP	4-4-4
NC CENTRAL	12/10/14	80-44	W	DNP	4-4-2	10-6-0	5-3-8	DNP	0-0-0	29-12-4	DNP	15-3-5
WESTERN CAROLINA	12/14/14	79-58	W	DNP	0-4-1	8-6-3	24-3-5	DNP	0-2-0	33-11-6	DNP	3-5-0
RADFORD	12/21/14	73-60	W	DNP	9-9-2	2-1-1	21-4-2	DNP	3-3-0	22-4-0	4-7-2	6-1-1
HOFSTRA	12/30/14	60-43	W	DNP	4-14-1	DNP	23-3-4	DNP	0-0-0	8-5-0	4-6-0	5-3-0
at Clemson	01/02/15	54-63	LOT	DNP	14-11-1	2-3-0	16-6-4	DNP	DNP	6-6-0	14-14-3	2-3-0
VIRGINIA	01/04/15	47-62	L	DNP	6-2-1	0-2-2	10-5-0	DNP	0-1-0	23-7-0	3-6-0	DNP
at NC State	01/08/15	59-73	L	DNP	12-9-1	0-1-2	18-3-3	DNP	5-5-1	12-8-2	9-6-1	0-0-0
MIAMI	01/11/15	45-62	L	DNP	2-6-0	2-6-1	11-5-3	DNP	0-2-1	14-8-3	7-3-0	5-2-0
at Duke	01/15/15	40-65	L	DNP	2-4-0	9-4-1	14-2-2	DNP	0-1-1	8-3-2	2-7-0	0-1-1
FLORIDA STATE	01/18/15	44-59	L	DNP	0-3-0	19-2-1	DNP	DNP	3-2-1	2-4-3	11-8-1	4-2-3
WAKE FOREST	01/23/15	76-59	W	DNP	13-8-0	12-4-3	16-2-5	DNP	DNP	6-3-1	12-10-4	12-7-0
NOTRE DAME	01/29/15	50-74	L	DNP	2-5-1	13-2-3	8-1-1	DNP	0-0-0	6-2-3	4-5-0	9-3-0
at Georgia Tech	02/01/15	71-79	L	DNP	25-12-2	5-3-4	18-0-4	DNP	DNP	6-5-3	8-4-0	7-7-2
at MIAMI	02/05/15	39-42	L	DNP	0-9-1	0-4-0	12-7-3	DNP	0-1-0	0-3-0	10-7-0	5-0-1
NORTH CAROLINA	02/08/15	52-74	L	DNP	9-6-0	9-5-2	2-4-4	DNP	DNP	0-3-0	10-10-1	11-6-1
at PITT	02/12/15	35-53	L	DNP	0-3-1	0-1-0	5-2-2	DNP	0-0-0	8-10-2	11-15-2	2-1-1
SYRACUSE	02/15/15	51-59	L	DNP	4-2-0	9-14-1	18-4-1	DNP	0-0-0	7-6-2	8-4-1	0-0-0
LOUISVILLE	02/19/15	49-69	L	DNP	2-0-0	9-6-4	11-1-1	DNP	DNP	8-10-1	9-5-1	3-1-0
at Virginia	02/22/15	59-73	L	DNP	10-4-0	4-7-4	17-4-1	DNP	0-0-0	6-2-4	9-5-2	3-0-0
at Boston College	03-01-15	47-49	L	DNP	2-2-1	9-6-2	11-6-2	DNP	DNP	13-4-1	8-12-0	0-0-0
vs. NC State	03/04/15	57-56	W	DNP	12-4-3	9-3-0	19-4-8	DNP	DNP	1-0-0	4-2-0	0-1-1
vs. Pittsburgh	03/05/15	51-45	W	DNP	10-10-0	7-6-2	20-2-1	DNP	DNP	0-1-0	4-7-2	6-6-0
vs. Florida State	03/06/15	43-82	L	DNP	4-5-0	5-1-3	9-1-3	DNP	DNP	9-1-1	3-3-1	0-1-0

Opponent	Date	Score	WL	33 CONYERS	35 NAHODIL	40 POWELL	45 CROKER
at George Mason	11/14/14	69-77	L	0-1-6	2-2-0	2-1-0	DNP
UMES	11/16/14	63-41	W	3-2-2	0-3-0	0-0-0	0-0-0
NORFOLK STATE	11/18/14	60-49	W	10-2-3	0-0-0	1-2-0	DNP
at Providence	11/23/14	72-69	W	6-1-0	4-2-1	0-0-0	DNP
OLD DOMINION	11/25/14	62-69	L	0-0-0	5-5-0	2-3-1	DNP
ETSU	11/29/14	72-65	W	6-3-2	6-6-1	2-3-0	2-2-0
at Florida	12/01/14	44-73	L	5-1-2	5-2-1	1-3-0	0-0-0
NORTHWESTERN	12/04/14	45-70	L	8-5-2	0-1-0	2-9-0	3-4-0
LONGWOOD	12/06/14	74-42	W	6-4-4	4-3-0	7-5-0	6-1-0
NC CENTRAL	12/10/14	80-44	W	0-2-3	4-2-0	7-5-0	6-5-1
WESTERN CAROLINA	12/14/14	79-58	W	3-2-2	1-2-0	3-5-2	4-8-1
RADFORD	12/21/14	73-60	W	4-2-4	DNP	2-1-1	0-0-0
HOFSTRA	12/30/14	60-43	W	8-1-0	DNP	8-10-1	0-0-0
at Clemson	01/02/15	54-63	LOT	0-2-3	DNP	0-7-0	DNP
VIRGINIA	01/04/15	47-62	L	5-4-3	DNP	0-2-1	0-2-0
at NC State	01/08/15	59-73	L	3-2-2	0-0-0	0-0-0	DNP
MIAMI	01/11/15	45-62	L	0-2-1	4-1-0	0-0-1	DNP
at Duke	01/15/15	40-65	L	3-0-1	0-2-1	2-1-0	DNP
FLORIDA STATE	01/18/15	44-59	L	3-2-3	2-2-1	0-4-0	DNP
WAKE FOREST	01/23/15	76-59	W	3-1-0	2-1-0	0-1-0	DNP
NOTRE DAME	01/29/15	50-74	L	2-2-1	0-1-1	0-0-0	6-2-1
at Georgia Tech	02/01/15	71-79	L	0-0-0	2-0-1	0-0-0	0-0-0
at MIAMI	02/05/15	39-42	L	2-3-1	2-4-0	8-4-0	0-2-0
NORTH CAROLINA	02/08/15	52-74	L	5-1-1	4-1-1	2-5-1	0-0-0
at PITT	02/12/15	35-53	L	1-1-1	4-1-0	2-1-0	2-2-0
SYRACUSE	02/15/15	51-59	L	0-2-3	2-1-0	3-2-0	0-0-0
LOUISVILLE	02/19/15	49-69	L	5-1-2	DNP	2-2-1	DNP
at Virginia	02/22/15	59-73	L	5-4-4	0-0-0	5-1-0	DNP
at Boston College	03/01/15	47-49	L	2-0-2	DNP	2-1-0	DNP
vs. NC State	03/04/15	57-56	W	10-6-0	2-1-0	0-1-1	DNP
vs. Pittsburgh	03/05/15	51-45	W	4-4-1	0-0-0	DNP	DNP
vs. Florida State	03/06/15	43-82	L	4-3-1	2-1-0	2-1-0	5-1-0



HISTORY & RECORDS

VIRGINIA TECH HAS A LONG, PROUD TRADITION OF SUCCESS, INCLUDING 19 WINNING SEASONS, 12 POSTSEASON APPEARANCES AND NINE TRIPS TO THE NCAA TOURNAMENT.



HOKIE HOOPS HISTORY

FROM A HUMBLE BEGINNING MORE THAN 30 YEARS AGO,
VIRGINIA TECH WOMEN'S BASKETBALL HAS DEVELOPED INTO ONE OF THE NATION'S TOP COLLEGE PROGRAMS

THE BEGINNINGS

Women's basketball at Virginia Tech began in 1970 as a club sport under the direction of coach Ganna Roberts. John Ristroph coached the squad during the 1972-73 season. In 1973, Joe Sgro, a professor at Tech, took over the team until 1976 when John Wetzel was named head coach. The team gained full varsity status beginning with the 1976-77 season.

TECH'S VARSITY COACHES

The Hokies' first varsity coach was former Tech player and former assistant coach of the NBA's Portland Trail Blazers, John Wetzel. He played on the men's team from 1963-66 and then went on to play pro ball with the Lakers, Suns and Hawks before coming back to Tech to finish his education and coach the women's squad. In his first and only season, his team recorded a 7-9 record.

Taking over for Wetzel in 1977 was Carolyn Owen, whose team registered an 8-16 mark. In 1978, Carol Alfano came on the scene and, in just her second season, guided the Tech women to their first winning record. Alfano coached the Hokies for 19 seasons guiding them to the program's first NCAA appearances in 1994 and 1995.

Bonnie Henrickson became the Hokies' fourth head coach in 1997 and led Tech to five NCAA Tournament and two WNIT bids in her seven seasons.

Beth Dunkenberg became head coach in 2004 and guided Tech to the postseason three times while at the helm. The Hokies received bids to the NCAA Tournament in 2005 and 2006 and advanced to the WNIT Third Round in 2007.

Dennis Wolff was named Tech's seventh varsity head coach on March 22, 2011.

FIRST SCHOLARSHIP PLAYERS

The first women's basketball player to earn any kind of scholarship was Helena Flannagan in 1977, when she received partial aid. Kim Albany (1978-82), who was recruited by Owen, was Tech's first full scholarship player. Also in 1978, Sis Spriggs received a full grant, and partials went to Donna Cooper, Pauline Landis and Sandy Berry.

RETIRED JERSEY

Renee Dennis' No. 44 jersey was retired at the conclusion of her career in 1987. Dennis, from Bridgeport, Conn., is one of only 14 athletes in Tech athletic history to have his or her jersey retired. She was the first female athlete to receive that honor and one of only three so far in Hokie history.

The others to have their jerseys retired are head football coach Frank Beamer, football players Cornell Brown, Carroll Dale, Jake Grove, Frank Loria, Jim Pyne, Bruce Smith and Michael



Renee Dennis is Tech's all-time leading scorer with 1,791 points.

Vick, men's basketball stars Dell Curry, Vernell "Bimbo" Coles, Allan Bristow and Ace Custis, baseball coach Chuck Hartman, baseball player Johnny Oates, volleyball standout Lisa Pikalek and softball All-American Angela Tinchler.

PROFESSIONAL PLAYERS

Dennis played professionally in Australia, where she was her division's Player of the Year in 1989-90. Wendy Sanders played professionally in Belgium.

Tere Williams became the first Hokie to be selected in the WNBA Draft, when she was picked in the third round by the Phoenix Mercury. Ieva Kublina was drafted in the third round (31st overall) in the 2004 draft by the Indiana Fever.

At the conclusion of the 2005-06 season, the Hokies' Kerri Gardin was selected in the third round (34th overall) of the WNBA Draft by the Chicago Sky.

Nare Diawara was drafted in the third round (30th overall) of the 2007 WNBA Draft by the San Antonio Silver Stars.

Gardin, who played overseas following her collegiate career, became the first Tech player

to play and start in a WNBA regular season game in 2008 as a member of the Connecticut Sun.

Ieva Kublina played in Hungary, Gardin in Israel and Lindsay Biggs and Utahya Drye both played professionally in Europe. Kublina competed in the 2008 Summer Olympics in Beijing, China, and Diawara led her Malian National Team to the 20th African Nations Championship in Dakar, Senegal. However, Diawara missed the Olympics due to injury.

After the 2013-14 season, the Hokies had two players sign to play overseas. Monet Tellier inked a deal to play for Artego Bydgoszcz in Poland while Uju Ugoka signed on with Italy's Vassalli 2G which plays in the country's top division. In addition, 2013 graduate, Alyssa Fenyn was a mid-season addition to MBK Ruzomberok in Slovakia where she had a standout rookie performance.

ACADEMIC EXCELLENCE

Christi Osborne was named to the CoSIDA Academic All-America first team in 1994-95 and was a second-team member in 1993-94. Brittany Cook was selected to the third team in 2008 as was Laura Haskins in 2009. Several Hokies have been named to the CoSIDA District III Academic All-America team, including Amy Byrne (1988-89), Christi Osborne (1992-93, 1993-94, 1994-95), Maria Albertsson (1997-98, 1998-99), Amy Wetzel (1998-99, 1999-00), Sarah Hicks (2001-02), Erin Gibson (2003-04, 2004-05), Ieva Kublina (2003-04), Carrie Mason (2004-05, 2005-06), Brittany Cook (2007-08) and Laura Haskins (2007-08, 2008-09). Osborne also was a recipient of the Rawlings Scholarship Award (1994-95). Haskins was selected as the first winner of the Kay Yow Award as the ACC Women's Basketball Scholar Athlete of the Year.

BEST OF THE METRO

The Virginia Tech women's basketball team won two championships as a member of the Metro Conference. Tech won the 1994 Metro Conference Tournament by knocking off Virginia Commonwealth, UNC Charlotte and Southern Miss in succession. The Hokies captured the 1995 Metro regular-season championship with a 10-2 league record.

ATLANTIC 10 CHAMPS

The Hokies captured the Atlantic-10 Conference Tournament championship in 1998 with a thrilling 66-64 overtime win over host Massachusetts. Virginia Tech won the Atlantic-10 regular-season title in 1998-99 with a 15-1 league record.

NATIONAL HONORS

Williams and Lisa Witherspoon were named as honorable mentions to the 1999 Associated

Press All-America teams. In 1995, Jenny Root was an honorable mention selection to the Kodak All-America team. The Women's Basketball News Service named Tere Williams to the 1998 Freshman All-America third team. In 2008, Brittany Cook was a third-team selection to the ESPN The Magazine All-America team.

ALL-ATLANTIC COAST CONFERENCE

Uju Ugoka was the most recent Hokie to be recognized by the ACC, earning Second Team honors after averaging 18.4 points and 9.6 rebounds per game in 2013-14. She finished the season ranked eighth in the league in scoring and third in rebounding.

Utahya Drye was a 2010 honorable mention All-ACC selection after leading the Hokies in scoring. Kerri Gardin represented Virginia Tech on the All-Atlantic Coast Conference team, earning honorable mention honors during the 2004-05 season. Gardin averaged a double-double against the rest of the league, with 12.2 points per game during ACC play, while pulling down 10.1 rebounds a contest. Both were team-highs during the conference slate.

Gardin again earned all-conference honors during the 2005-06 season. She was second on the team in scoring with 12.4 points per game, and she led the league in rebounds per contest, pulling down 10.0 per game.

Kirby Copeland was an honorable mention selection for the 2006-07 season. Copeland led the team in scoring (15.0), assists (146) and steals (68).

Brittany Cook, after leading the ACC in scoring, was named to the 2007-08 all-conference second team.



Utahya Drye became the 22nd member of the 1,000-point club during her career.

ALL-BIG EAST CONFERENCE

Williams was the first Hokie to be selected for All-BIG EAST honors after being named to the all-conference second team following the 2000-01 season. Ieva Kublina was selected as the 2001-02 BIG EAST Most Improved Player and was named to the all-conference second team. Sarah Hicks was a member of the 2001-02 all-conference third team. Kublina became the first Tech player to be named to the All-BIG EAST first team in 2002-03, and Carrie Mason was named to the 2003 BIG EAST All-Rookie team. Kublina was selected to the 2004 All-BIG EAST second team.

ALL-ATLANTIC 10 CONFERENCE

The Hokies were well represented on the All-Atlantic 10 Conference teams during their five years in the league. Michelle Houseright was the first Virginia Tech player named to the All-Atlantic 10 team in 1996 as a second-team selection and Lisa Witherspoon was a second-team pick in 1999. Other Hokies named to the team include Tere Williams, a first-team selection in 1999 and 2000 and a second-team member in 1998; Wetzel, a second-team choice in 1999 and 2000; and Chrystal Starling, a member of the third team in 2000.

ALL-METRO CONFERENCE

In 14 seasons as a Metro Conference member, Virginia Tech placed 12 players on the all-conference team, including Jenny Root, who was honored as the 1994-95 Metro Player of the Year. Hokies named to the first team include Taiqua Brittingham (1984), Renee Dennis (1986, 87), Susan Walvius (1986), Amy Byrne (1989) and Root (1994, 95). Second-team selections include Angie Kelly (1986), Maureen Donovan (1987), Michelle Bain (1988), Amy Byrne (1989), Missy Sallade (1989, '90), Jeni Garber (1991), Lisa Griffith (1992), Christi Osborne (1993, '94, '95) and Root (1993).

TOURNAMENT STARS

Virginia Tech players have left their mark in postseason play through the years. Vanessa Panousis became the Hokies' first ACC All-Tournament team selection in 2015, earning second team honors. Ieva Kublina was named to the 2003 BIG EAST All-Tournament team and to the 2002 WNIT All-Tournament team. Tere Williams (1998) and Amy Wetzel (1999) were named to the All-Atlantic 10 Tournament team, as was Michelle Houseright (1998). Christi Osborne was a three-time member of the All-Metro Tournament team (1992, 93, 94) and was selected as the 1994 Most Valuable Player. Two-time All-Metro tournament members include Taiqua Brittingham (1983-84), Renee Dennis (1986-87), Jeni Garber (1988-89) and Sue Logsdon (1993-94).

FRESHMAN PHENOMS

Freshmen have made an immediate impact on the women's basketball program through the years. Andrea Barbour was a member of the 2007-08 ACC All-Freshman team, and Carrie Mason was named as a 2002-03 honorable mention selection to the



Jenny Root was the 1995 Metro Conference Player of the Year.

WomensCollegeHoops.com All-American Freshman team and was a member of the BIG EAST All-Rookie Team. Williams was named to the 1998 Women's Basketball News Service Freshman All-American third team as well as being named Atlantic 10 Co-Rookie of the Year. Virginia Tech placed one player on the Atlantic 10 All-Rookie team in each of its five seasons in the league. Three Hokies, Garber (1988-89), Logsdon (1990-91) and Osborne (1991-92), were named to the Metro Conference All-Rookie team.

1,000-POINT CLUB

Twenty-three Virginia Tech women's basketball players have reached the 1,000-point plateau, with the most recent being Monet Tellier, who joined the club during the 2012-13 season. Tellier became just the eighth player in program history to reach the mark as a junior. Renee Dennis, Tech's all-time leading scorer, totaled 1,791 points during her Tech career. Other Hokies who have reached the 1,000-point plateau are: Tere Williams (1,750), Ieva Kublina (1,647), Jenny Root (1,582), Christi Osborne (1,500), Amy Wetzel (1,444), Carrie Mason (1,369), Chrystal Starling (1,340), Tellier (1,331), Amy Byrne (1,291), Utahya Drye (1,166), Susan Walvius (1,161), Robin Lee (1,147), Dawn Chriss (1,121), Erin Gibson (1,117), Michelle Houseright (1,112), Kirby Copeland (1,094), Sarah Hicks (1,092), Angie Kelly (1,092), Michelle Bain (1,068), Kerri Gardin (1,061), Lisa Griffith (1,033) and Brittany Cook (1,006).

POSTSEASON APPEARANCES



Tere Williams and the Hokies won a first round game in the 2001 NCAA Tournament before losing to Texas Tech in Lubbock, Texas.

1994 - NCAA

Virginia Tech had a 24-5 record and captured the Metro Conference Tournament title to advance to the Hokies' first NCAA Tournament. Tech was seeded eighth in the East Region and played host to Auburn in a first-round game at Cassell Coliseum. Auburn, on the strength of 24 points and 12 rebounds from Danielette Coleman, defeated the Hokies, 60-51. Tech guard Christi Osborne led the Hokies with 22 points and seven rebounds.

1995 - NCAA

Tech kept up its success by claiming the Metro Conference regular-season championship with a 21-8 record. The Hokies, again seeded eighth in the East Region, faced St. Joseph's in the first round at the University of Connecticut's Gampel Pavilion. The Hokies downed the Hawks, 62-52, behind 18 points from Christi Osborne. The Hokies' second-round opponent, UConn, ended up as the 1995 NCAA champion. Guard Jennifer Rizzotti burned the Hokies for 20 points as the Huskies advanced, 91-45.

1998 - NCAA

With former Tech assistant coach Bonnie Henrickson back in Blacksburg as the head coach, the Hokies posted their third trip to the NCAA Tournament in five years. Tech traveled to Gainesville, Fla., as the No. 11 seed in the NCAA West Region. The Hokies, behind a record-breaking performance from guard Amy Wetzel, surprised sixth-seeded Wisconsin, which was ranked No. 23 at the time, 75-64.

Wetzel set a Tech record and tied an NCAA West Region free throw mark by converting 16 free throws for a career-high 28 points. The Hokies, however, would bow out after round two as host Florida, ranked No. 12, won 89-57. Wetzel again led all scorers with 24 points.

1999 - NCAA

The Hokies used the 1999 season to establish themselves as one of the nation's elite programs. Henrickson led Tech to a school-record 28-3 finish, including a 15-1 Atlantic 10 mark. Cassell Coliseum was the site for NCAA First- and Second- Round games. The Hokies dispatched Saint Peter's, 73-48, before defeating Auburn, 76-61, to earn the program's first Sweet 16 appearance. Tech traveled to Greensboro, N.C., to face second-ranked Tennessee in the NCAA East Regional. Behind 27 points from National Player of the Year Chamique Holdsclaw, the Volunteers eliminated Tech, 68-52, to advance.

2000 - WNIT

Virginia Tech posted its third consecutive 20-win season under Henrickson. The Hokies posted a 20-11 record and made their first appearance in the Women's National Invitational Tournament. Cassell Coliseum was the site of the first-round matchup against Georgia State. The Hokies used a 12-3 run midway through the second half to break open a close contest and went on to win, 80-56. Maryland was the WNIT Sweet 16 opponent two days later, and the two teams battled into

overtime. The Terrapins used a 10-2 run in the last 3:11 of the extra session to eliminate the Hokies, 68-60.

2001 - NCAA

Tech received an at-large bid to the NCAA Midwest Regional as a No. 7 seed. The Hokies had compiled a 21-8 record entering the tournament in their first season in the BIG EAST Conference. Tech finished fourth in the league with an 11-5 record and advanced to the tournament semifinals before being eliminated by eventual national champion, Notre Dame.

Tech's fourth consecutive postseason appearance, and third invitation to the NCAA Tournament in the past four seasons, began with a resounding 77-57 victory over Denver in the first round in Lubbock, Texas. Chrystal Starling led five Hokies in double figures with 20 points as Tech shot 55.3 percent from the field. In the second round, Tech faced Texas Tech on the Lady Raiders' home floor in front of 12,161. The Hokies played a great first half and took a 25-18 lead into the locker room at the intermission. The Lady Raiders, however, exploded in the second half, shooting 63.0 percent and scoring 55 points to defeat the Hokies, 73-52.

2002 - WNIT

Virginia Tech received an invitation to the WNIT, which marked the Hokies' second venture to the tournament and their most successful to date.

The Hokies compiled an 18-10 record entering the WNIT after posting a 15-2 record at one point in the season, the second-best start to a season in the program's history. The two losses were by a total of three points.

Tech's four-game WNIT run, all in the Cassell, opened with a tight 51-45 win over UNC Greensboro.

The second-round contest was a renewal of the rivalry with former A-10 opponent George Washington. Trailing 32-27 at the half, Tech played one of its best halves of the year to win, 68-52.

Vermont was the Hokies' quarterfinal opponent, with the night belonging to senior Sarah Hicks who had 22 points, including four treys. Kublina added 13 points and nine boards as Tech won, 76-48.

Tech's run in the tournament ended in a thrilling 77-72 overtime loss to Houston in front of 5,409 Hokie faithful. Kublina erupted for a career-high 32 points, which was the fourth-highest single-game total by a Tech player. For her efforts, Kublina was named to the all-tournament team.

2003 - NCAA

Tech made its sixth consecutive postseason appearance following a 21-9 regular season. The Hokies, who lost in the BIG EAST Tournament semifinals to eventual national champion Connecticut, were seeded seventh in the East Regional in West Lafayette, Ind. Freshman Carrie Mason hit a running layup with 1.1 seconds remaining to give Tech a 61-

59 win over Georgia Tech. Ieva Kublina led the way with 18 points, followed by Chrystal Starling's 15-point effort. In the second round, the Hokies faced No. 10 Purdue on the Boilermakers home floor. Despite shooting 54.9 percent from the field, Tech fell, 80-62, as the Boilermakers nailed eight three-point shots and forced 20 turnovers.

2004 • NCAA

Tech made its seventh consecutive postseason appearance and seventh NCAA Tournament appearance in the past 11 years following a 22-8 regular season in its final season as a member of the BIG EAST Conference. The Hokies, who lost in the BIG EAST Tournament quarterfinals to eventual national champion Connecticut, were seeded eighth in the East Regional and hosted the first two rounds in Cassell Coliseum. Ieva Kublina scored 26 points to lead the hot-shooting Hokies to an 89-76 first-round win over Iowa. Tech built a 40-27 halftime lead by connecting on 51.7 percent from the field and shot a sizzling 67 percent (20-30) in the second half. In addition to Kublina's outburst, Carrie Mason followed with 19 points, including two treys.

The Hokies matched up with the region's top seed and fifth-ranked Penn State in the second round. After leading, 28-25, at the half, Tech saw the Lady Lions put together a 27-5 outburst in the second half to eliminate the Hokies, 61-48, before 7,128 fans, the eighth-largest crowd for a women's contest in Blacksburg. Mason and Kublina again led the way with 16 and 15 points, respectively.



Ieva Kublina led Tech with 26 points against Iowa in the 2004 NCAA tournament.



The Hokies thank their fans following a win over Missouri in the 2006 College Park, Pa., NCAA Regional.

2005 • NCAA

Virginia Tech made its eighth consecutive postseason appearance and eighth NCAA Tournament in the past 12 seasons, following a 17-10 regular season. The Hokies, who lost to Wake Forest in the ACC Tournament, received an at-large bid as the No. 12 seed in the College Park, Md., Regional. Dawn Chriss netted 20 points, but Tech could not overcome a 17-point first-half deficit, falling, 79-78, in front of 3,745 fans to No. 16 DePaul. In addition to Chriss' 20, Kirby Copeland, Erin Gibson and Kerri Garden all reached double figures.

2006 • NCAA

Virginia Tech made its ninth consecutive postseason appearance and ninth NCAA Tournament appearance in the past 13 seasons following a 19-10 regular season. The Hokies posted their first-ever ACC Tournament win, defeating Wake Forest, before falling to

Duke in the quarterfinals. Tech earned an at-large bid as the No. 7 seed in the University Park, Pa., Regional.

The Hokies had five players in double figures in the opening round, helping them knock off No. 10 seed Missouri, 82-51. Tech then fell to the No. 2 seed, Connecticut Huskies, 79-56. Dawn Chriss and Kerri Gardin each posted a team-high 16 points while Carrie Mason chipped in 13.

2007 • WNIT

Virginia Tech made it 10 in a row in the postseason with a bid to the WNIT following an 18-15 regular season. After receiving a first-round bye, Tech hosted Western Carolina and used a strong defensive performance in the second half to pull away to a 74-64 victory. A career-high 24 points from Britney Anderson proved not to be enough as the Hokies fell at home to Auburn, 81-74, in the third round.

BIG VICTORIES FOR TECH

VIRGINIA TECH'S WINS OVER NATIONALLY RANKED TEAMS

VIRGINIA TECH 86, #16 LSU 77 - 12/19/84

The Hokies defeated No. 16 Louisiana State in the Marriott-Converse Christmas Classic in Blacksburg. Angie Kelly tallied 18 points while Renee Dennis posted 15 points and pulled down 11 rebounds for the Hokies.

VIRGINIA TECH 73, #5 OLD DOMINION 72 - 11/30/85

One of the biggest wins in Tech women's basketball history came when Tech upset No. 5 Old Dominion, 73-72. Fueled by 27 points from Renee Dennis, it marked Tech's first win over the Lady Monarchs in 11 games.

VIRGINIA TECH 63, #16 JAMES MADISON 61 - 1/15/87

The Hokies upended 16th-ranked James Madison, 63-61, behind a 16-point, 13-rebound performance from freshman Amy Byrne.

VIRGINIA TECH 63, #14 SOUTH CAROLINA 59 - 2/25/89

In the middle of what was then the longest winning streak in school history, the Hokies upset No. 13 South Carolina in Blacksburg. Amy Byrne led the Hokies with 16 points and 12 rebounds.

VIRGINIA TECH 60, #18 SOUTHERN MISS 59 - 2/28/94

Virginia Tech upset No. 18 Southern Mississippi in a Cassell Coliseum barn-burner. Guard Lisa Leftwich, who led Tech with 18 points, hit a key finger roll with 42 seconds remaining.

VIRGINIA TECH 83, #19 SOUTHERN MISS 76 - 3/11/94

Shortly after having defeated Southern Miss during the regular season, the Hokies turned around a few weeks later to defeat the Golden Eagles again in one of the biggest games in the program's history. Tech defeated Southern Miss in the final of the 1994 Metro Conference Tournament. The win gave Tech its first conference title, sending the Hokies to the NCAA Tournament for the first time in their history.

VIRGINIA TECH 69, #9 VIRGINIA 62 - 1/13/95

The Hokies knocked off ninth-ranked Virginia in Cassell Coliseum, propelling Virginia Tech into the national rankings for the first time. Christi Osborne (16), Angela Donnell (14), Jenny Root (13) and Terri Garland (10) all scored in double figures for the Hokies.

VIRGINIA TECH 75, #24 WISCONSIN 64 - 3/14/98

Tech downed No. 24 Wisconsin in the first round of the 1998 NCAA Regional in Gainesville, Fla. Guard Amy Wetzel converted a school-record 16-of-17 free-throw attempts and scored 28 points to pace the Hokies.



Tech fans rush the court after Hokies defeat No. 19 FSU at Cassell.



Hokies celebrate after defeating No. 11 UNC on the road for the first time.

VIRGINIA TECH 72, #6 DUKE 70-11/17/98

The Hokies traveled to "Tobacco Road" and knocked off sixth-ranked and eventual national runner-up Duke at Cameron Indoor Stadium. An injured Kim Seaver came off the bench to lead Tech with 14 points and nine rebounds.

VIRGINIA TECH 81, #17 VIRGINIA 65-11/30/98

Tech defeated in-state rival and 15th-ranked Virginia, at Cassell Coliseum, helping the Hokies move in to the polls the following week. Tere Williams recorded her second straight double-double of the season with 21 points and 10 rebounds.

VIRGINIA TECH 57, #17 VIRGINIA 56-11/30/00

Amy Wetzel hit a running 10-footer off the glass with 3.7 seconds remaining to give the Hokies a 57-56 win over 17th-ranked Virginia. The win marked the second consecutive time the Hokies had beaten the Cavaliers in Cassell Coliseum.

VIRGINIA TECH 65, #24 VILLANOVA 59-1/23/01

Virginia Tech used a 13-0 run over the final five minutes to secure a come-from-behind win over No. 24 Villanova. Tere Williams led Tech with 22 points followed by Amy Wetzel with 18.

VIRGINIA TECH 74, #23 VILLANOVA 67-3/4/01

The Hokies made an impressive debut in the BIG EAST Tournament as they knocked off 23rd-ranked Villanova for the second time during the 2000-01 season. The Hokies claimed the 73-67 win in the tournament quarterfinals in Storrs, Conn. Chrystal Starling came off the bench to lead Tech with 21 points, while Tere Williams chipped in with 20.

VIRGINIA TECH 68, #16 OLD DOMINION 62-11/19/01

Tech used a stingy defense and clutch free-throw shooting in the closing seconds to defeat No. 16 Old Dominion, 68-62. The Hokies held the Monarchs to only 37.7 percent from the field while connecting on 45.5 percent. Chrystal Starling led Tech with 20 points and Sarah Hicks added 14.

VIRGINIA TECH 72, #24 BOSTON COLLEGE 53-1/9/02

The Hokies put together one of their best performances of the 2001-02 season with a 72-53 win over 24th-ranked Boston College. Tech shot a sizzling 59.1 percent from the field while holding the Eagles to only 31.1 percent. Ieva Kublina led the way with 19 points, 11 rebounds and five blocks, while Chrystal Starling contributed 19 points.

VIRGINIA TECH 66, #23 RUTGERS 64-1/22/03

Chrystal Starling, third all-time in career free throw percentage came through when needed as Tech defeated No. 23 Rutgers, 66-64 in overtime. She was fouled with 1.2 seconds remaining in the extra period and the senior calmly drained both free throws, securing the victory. Starling led Tech with 21 points, 16 of which came in the second half and overtime.

VIRGINIA TECH 74, #23 BOSTON COLLEGE 70-3/9/03

The Hokies used long-range shooting to pull off a 74-70 overtime victory against 23rd-ranked Boston College in the BIG EAST Tournament quarterfinals. After forcing the extra period with some clutch free-throw shooting, Tech nailed three treys in the extra session to seal the win. Ieva Kublina registered 20 points, including two three-point baskets, while Chrystal Starling added 18 and Dawn Chriss chipped in with 14 points.

VIRGINIA TECH 63, #24 VIRGINIA 62-11/23/03

Tech proved there is a first time for everything as the Hokies defeated No. 24 Virginia, 63-62 for their first win in Charlottesville as a varsity team. After leading by as many as 14 points, the Hokies survived a furious Cavalier rally in the second half. UVA had two game-



Amy Wetzel hits the game-winner over No. 17 UVa in 2000.

winning attempts in the final five seconds that missed their mark and gave Tech its historic win. Carrie Mason led the way with 18 points, including three treys.

#23 VIRGINIA TECH 63, #19 VILLANOVA 50-1/14/04

Virginia Tech jumped out to an early 27-9 lead and never looked back in a 63-50 win over No. 19 Villanova. Tech dominated the boards, holding a commanding 39-24 advantage, and shot 51.1 percent from the field. Kerri Gardin and Dawn Chriss led a balanced attack with 14 and 12 points, respectively.

VIRGINIA TECH 80, #24 BOSTON COLLEGE 64-1/24/04

Tech boasted five players in double figures after cruising to a 80-64 win over 24th-ranked Boston College. After trailing 33-31 at the half, the Hokies exploded for 49 second-half points to secure the win. Ieva Kublina led the way with 17 points, followed by Carrie Mason with 16. Erin Gibson and Dawn Chriss had 14 each, and Kerri Gardin added 13.

VIRGINIA TECH 71, #12 TEXAS TECH 70-12/19/04

The Hokies stunned No. 12 Texas Tech with 71-70 overtime win in Las Vegas. After trailing by eight in the first half, Tech tallied 41 points in the second half and shot 60 percent in overtime for the victory. Carrie

Mason had 12 points, while Erin Gibson and Nare Diawara each hit for 11.

VIRGINIA TECH 87, #23 MARYLAND 79-2/24/05

Tech closed out the 2004-05 regular-season with an 87-79 upset of No. 23 Maryland in College Park. The Hokies connected on 54 percent of their attempts in the game, while holding the Terps to 46 percent from the floor. Tech netted 48 points in the first half en route to a nine-point halftime lead. Kerri Gardin posted a double-double with 19 points and 12 rebounds, while Dawn Chriss also tallied a team-high 19 points in the win.

#25 VIRGINIA TECH 67, #19 BOSTON COLLEGE 62-1/8/06

The 25th-ranked Virginia Tech Hokies upended No. 19 Boston College, 67-62, in Blacksburg, Va. The Hokies rallied in the second half, outscoring their counterparts by 11 in the final 20 minutes for the win. Tech's defense stymied the Eagles, forcing them into 30 turnovers in the first ACC match-up of former BIG EAST foes.

VIRGINIA TECH 79, #10 NORTH CAROLINA 64-1/14/10

The 79-64 upset win over No. 10 North Carolina was an evening full of highlights for the Virginia Tech women's basketball program. The victory was Tech's first win over a nationally-ranked opponent since a Jan. 8, 2006, home victory over No. 19 Boston College. The win also marked the first triumph over a top-10 opponent since Tech pulled off a 72-70 win on Nov. 15, 1998 at No. 6 Duke. Additionally, the victory was only the second-ever in Cassell Coliseum against a top-10 team with the other occurring on Jan. 13, 1995, in a 69-62 win over No. 9 Virginia.

VIRGINIA TECH 75, #8 MARYLAND 69-1/25/12

Tech traveled to No. 8 Maryland to pull off the upset as the Hokies recorded their first win over a top-8 team in over 10 years. The Terrapins held the 34-31 advantage at halftime, but the underdog Hokies outscored Maryland 44-35 in the second period to pull off the upset on the road. Monet Tellier scored 31 points, hitting five three pointers and going 10-of-11 from the free throw line. The win marked just the third in program history over a team ranked eighth or higher with the last win Tech had over a top-8 team coming in 1998 when the Hokies defeated No. 6 Duke.

VIRGINIA TECH 71, #19 FLORIDA STATE 52-2/24/13

The Hokies hosted No. 19 Florida State in Cassell Coliseum, falling behind early before going on a 14-0 run in the first half to take a 33-22 lead in to the break. The Seminoles cut it down to seven in the second half, but the Hokies again answered with a 15-5 run as FSU would get no closer than 14 in the final minutes. Monet Tellier scored her 1,000th career point during the game and led the Hokies with 24, shooting 9-of-14 from the field, 2-of-3 from outside the arc and going a perfect 4-of-4 from the line.

VIRGINIA TECH 50, #11 NORTH CAROLINA 47-2/23/14

Virginia Tech made the trip to No. 11 North Carolina, looking for the team's first win in Chapel Hill. The Hokies opened the game with a 19-7 run capped by eight consecutive points from freshman Vanessa Panousis. Tech took the 25-24 lead into the break. Virginia Tech maintained the lead early in the second period, but the Tar Heels came back to go on top 43-37 with just under seven minutes to go. Tech refused to back down, going on a 9-0 run to put the Hokies up 46-43 with less than two minutes to play. The Heels cut it down to a one-point game in the final minute, but UNC was unable to get a shot off and sent Panousis to the line with 19 seconds to go where she sank both to secure the win for Tech. Panousis tallied 24 points while Uju Ugoka added 13 points and Monet Tellier grabbed 12 rebounds.

MILESTONE WINS

Virginia Tech's 250th win was one of the biggest in its history, as the Hokies knocked off Southern Mississippi in the final game of the 1994 Metro Conference Tournament to earn the program's first bid to the NCAA Tournament.



FIRST VARSITY WIN

The Virginia Tech women's basketball team earned its first win as a varsity sport by defeating Bridgewater College, 59-55, on Dec. 14, 1976. The Hokies, who overcame a five-point deficit, outscored the Eagles by nine points down the stretch to clinch the win. Sophomore Gail Kelley led the way with 17 points, followed by Karen Garbis' 13.

50TH WIN

Tech's 50th win came on Jan. 28, 1981, against James Madison. Sis Spriggs was one of three Hokies in double figures with 15 points as Tech downed the Dukes, 66-58. Also in double figures were Tammie Edwards with 13 and Maureen Corrigan, who had 10 points as well as 10 rebounds.

100TH WIN

The Hokies hit the century mark by upsetting nationally ranked North Carolina, 74-73, in a thriller at Roanoke, Va., on Dec. 1, 1984. Tech was paced by Renee Dennis' 17-point performance, but a number of players shined in the upset victory. Susan Walvius, a 6-2 center, added 16 points and five rebounds, guard Angie Kelly chipped in 15 points and guard Maureen Donovan contributed seven points and six rebounds.

150TH WIN

Tech registered win No. 150 on Jan. 16, 1988, when it squeaked past Louisville in Blacksburg, 68-67. Keying the victory was center Michelle Bain, who tallied 19 points and nine rebounds, while forward Wendy Sanders pumped in 16 points. Point guard Denise Kayajian had a career-high (at the time) eight assists to go along with nine points against the Lady Cardinals.

200TH WIN

Tech won its 200th game on Dec. 30, 1991, in the final of the 1991 Diamond Club Classic when

it downed UNC Greensboro, 84-65, in Cassell Coliseum. Phyllis Tonkin scored 20 points and grabbed nine rebounds to lead the Tech women. Lisa Griffith kicked in 17 points, while Dayna Sonovick had nine rebounds and six assists.

250TH WIN

The Hokies won their 250th career game on March 9, 1994, by knocking off 19th-ranked Southern Mississippi, 83-76, in the final of the 1994 Metro Conference Tournament in Biloxi, Miss. Southern Miss was the tournament's top seed. Christi Osborne led the way with 19 points, while Sue Logsdon had 18. Lisa Leftwich pitched in with 17, and Jenny Root contributed 14.

300TH WIN

Tech posted its 300th win in the program's history on Jan. 2, 1998, in an 84-60 win over Rhode Island in the Hokies' 1997-98 conference opener. The Cassell Coliseum crowd witnessed an outstanding performance from guard Amy Wetzel, who finished with 14 points and three steals. The win also marked Bonnie Henrickson's first Atlantic-10 Conference win as a head coach.

350TH WIN

Tech picked up win No. 350 on Jan. 6, 2000, when it coasted to an 81-38 win over Rhode Island. The victory also was Tech's 200th in Cassell Coliseum. The Hokies opened the game on a 12-0 run and cruised to a 42-16 halftime lead. The Hokies placed five players in double figures led by Nicole Jones, Kim Seaver, Chrystal Starling and Tere Williams with 12 points each. Tech outrebounded the Rams, 44-24, and blocked seven shots in the victory.

400TH WIN

The Hokies recorded win No. 400 on Jan. 19, 2002, with a 69-50 win over St. John's. Tech jumped out to a 39-20 halftime lead and cruised to the victory behind 16 points from Chrystal

Starling along with Nicole Jones' 12 points and Sarah Hicks' 11. The Hokies held the Red Storm to only 30.8 percent from the field, while shooting a sizzling 64.0 percent in the first half.

450TH WIN

Win No. 450 on March 6, 2004, did not come easy as Tech found itself trailing Georgetown, 40-28, early in the second half of the 2004 BIG EAST Championship first-round contest. The Hokies cut the deficit to six points, 43-37, then ripped off 17 unanswered points and went on to a 56-47 victory. Tech outscored Georgetown, 28-7, over the final 14 minutes of the contest. Carrie Mason and Kerri Gardin led the comeback with 14 points each.

500TH WIN

The Hokies received strong performances from center Nare Diawara and forward Brittany Cook to defeat UNC Greensboro, 56-45, and record the 500th victory in the program's history on Jan. 10, 2007. Diawara recorded a double-double with 18 points and 12 rebounds, while Cook contributed 12 points and seven rebounds.

550TH WIN

Sophomore Shanel Harrison tallied 20 points to led the Hokies to win No. 550 on senior night in a 70-69 win over Clemson. Senior Lindsay Biggs and Utahya Drye scored the final 10 points for Tech down the stretch to preserve the victory. Drye finished her final home game with 13 points while Biggs chipped in 10.

600TH WIN

Freshman Rachel Camp dropped in 22 points to lead Virginia Tech to a 73-60 win over Radford for the program's 600th win. Sophomore Vanessa Panousis also tallied more than 20 points, chipping in 21, including a trio of three-pointers. Fellow sophomore Sidney Cook added nine points and nine rebounds.

CONFERENCE TIMELINE

Feb. 25-26, 1921 - Tech, under the leadership of athletics director C.P. "Sally" Miles, joined the Southern Intercollegiate Conference as a charter member. Other members included Alabama, Alabama Polytechnic Institute (Auburn), Clemson, Georgia, Georgia School of Technology (Georgia Tech), Kentucky, Maryland, Mississippi Agricultural and Mechanical College (Mississippi State), North Carolina, North Carolina State, Tennessee, Virginia and Washington and Lee. In 1922, Louisiana State, Mississippi, South Carolina, Vanderbilt and Tulane joined the conference.

December 1923 - The name of the conference was officially changed to the Southern Conference. Also, conference officials added the University of the South to the conference. The following year, VMI joined the conference, and in 1929, Duke joined.

1932 - It was agreed that the 13 southern-most members should form a separate conference. The Southeastern Conference, thus, was formed with Alabama, Auburn, Florida, Georgia, Georgia Tech, Kentucky, LSU, Mississippi, Mississippi State, Sewanee, Tennessee, Tulane and Vanderbilt as the members.

1953 - Seven colleges withdrew to form the Atlantic Coast Conference: Clemson, Duke, North Carolina, North Carolina State, Maryland, South Carolina and Wake Forest College.

June 1965 - Tech withdrew from the Southern Conference.

July 1965-May 1978 - Tech competed as an independent in virtually every varsity sport.

May 1978 - Tech ended its 13-year status as a major independent by accepting a bid to join the Metropolitan Collegiate Athletic Conference (a.k.a. the Metro) for all sports except football.

The Hokies joined Cincinnati, Florida State, Louisville, Memphis State, St. Louis and Tulane in the Metro, which was founded in 1975.

February 5, 1991 - After 26 years as a football independent, Tech officially accepted a bid to join the newly-created BIG EAST Football Conference. Tech joined Miami, Syracuse, Boston College, Pittsburgh, West Virginia, Temple and Rutgers as charter members of the conference.

January 1995 - Five Metro members - UNC Charlotte, Tulane, Louisville, Southern Miss and South Florida - voted Tech and Virginia Commonwealth out of the league. At the time, those schools were planning a merger with other Midwestern schools (hence, the birth of Conference USA), and the Hokies and Rams were not interested in such a merger. As a result, those five league members decided to vote them out of the league.

February 3, 1995 - Tech, VCU and the Metro agreed to a \$2.27 million settlement which the Hokies and Rams split. A portion of conference revenue was going to be withheld from the two schools, but this settlement put an end to the issue.



Jim Weaver shakes hands with ACC Commissioner John Swofford as Virginia Tech is officially introduced as the 10th member of the Atlantic Coast Conference.

Two weeks later, 1995 - Tech joined the Atlantic 10 Conference for all sports except football, which was in the BIG EAST, and wrestling, which was in the Colonial. (Tech wrestling later began competition in the Eastern Wrestling League in 1997).

June 24, 1999 - Tech received a proposal from the BIG EAST Conference, inviting the school to join the conference for all sports.

July 20, 1999 - Tech submitted a counterproposal, addressing financial issues that the school had with the original proposal. BIG EAST athletic directors addressed those concerns at the athletics directors' meetings in mid-July and submitted the proposal to each school's respective president for a vote.

August 24, 1999 - Tech and the BIG EAST announced that the Hokies would join the conference for all sports beginning in 2001-02.

"Virginia Tech is thrilled to become a full member of the BIG EAST Conference and looks forward to its academic and athletic associations with the entire conference membership," Tech president Paul Torgersen said.

November 2, 1999 - BIG EAST Conference presidents voted to advance Virginia Tech's participation as a full member to July 1, 2000.

June 18, 2003 - In a surprise move, presidents of Atlantic Coast Conference schools privately dropped a plan to invite Miami, Boston College and Syracuse and instead voted on inviting Virginia Tech and Miami. This came after five weeks of negotiations with the other three schools for ACC invitations.

June 19, 2003 - Responding to speculation that Virginia Tech had been invited to join the ACC, the university issued a release stating that no offer had been extended officially or unofficially.

June 24, 2003 - Presidents of Atlantic Coast Conference schools held a teleconference and

voted to begin the official process of offering invitations to Virginia Tech and Miami.

June 25, 2003 - Atlantic Coast Conference officials made an official site visit to Virginia Tech, which the Hokies passed with flying colors. This was the final step before an official invitation could be extended.

June 27, 2003 - Virginia Tech President Charles Steger announced that the Hokies had officially accepted the ACC's invitation to join the conference.

"Today we have received the formal offer of membership, which we will accept," Steger said. "We know that this affiliation will be good for our students, athletes, fans and communities for many years to come."

July 1, 2003 - Virginia Tech and Miami were officially introduced as the 10th and 11th members of the Atlantic Coast Conference at a press conference in Greensboro, N.C.

"I'm excited for our fans and our constituency," athletics director Jim Weaver said. "This membership is something that the fan base and alumni and friends of Virginia Tech have wanted for a long time. It's home for us. We've had prior relationships with these institutions for many years and this is something our fans are excited about. I'm happy for them, for our coaches and for our student-athletes."

July 1, 2004 - The Hokies officially joined the ACC on July 1, 2004, and began play in the 2004-05 academic year in all sports.

INDIVIDUAL RECORDS

MOST POINTS

Game 36 - Brittany Cook at Miami, 2/11/08
 Season 561 - Amy Byrne, 1989-90
 Career 1,791 - Renee Dennis, 115 games, 1983-87
 ACC Game 36 - Brittany Cook at Miami, 2/11/08
 ACC Season 265 - Uju Ugoka, 2013-14
 ACC Career 692 - Monet Tellier, 2010-14
 ACC Tourn. Game 21 - Utahya Drye vs. Virginia, 3/5/09

HIGHEST SCORING AVERAGE

Season 20.0 - Amy Byrne, 1989-90
 Career 16.2 - Uju Ugoka, 46 games, 2012-14
 15.6 - Renee Dennis, 115 games, 1983-87
 ACC Season 17.9 - Brittany Cook, 2007-08
 ACC Career 15.2 - Uju Ugoka, 2012-14

MOST FIELD GOALS MADE

Game 15 - Brittany Cook at Miami, 2/11/08
 Season 213 - Uju Ugoka, 2013-14
 Career 694 - Tere Williams, 118 games, 1997-01
 ACC Game 15 - Brittany Cook at Miami, 2/11/08
 ACC Season 105 - Uju Ugoka, 2013-14
 ACC Career 235 - Monet Tellier, 2010-14
 ACC Tourn. Game 9 - Uju Ugoka vs. Clemson, 3/5/14
 Dawn Chriss (2x) vs. Wake Forest, 3/4/05
 vs. Wake Forest, 3/2/06

MOST FIELD GOAL ATTEMPTED

Game 30 - Renee Dennis, vs. Memphis State, 2/7/87
 Season 472 - Renee Dennis, 1986-87
 Career 1,461 - Renee Dennis, 115 games, 1983-87
 ACC Game 27 - Aerial Wilson at Duke, 2/15/12
 ACC Season 244 - Aerial Wilson, 2011-12
 ACC Career 681 - Monet Tellier, 2010-14
 ACC Tourn. Game 20 - Kirby Copeland vs. Boston College, 3/1/07

BEST FIELD-GOAL PERCENTAGE

Game (min. 9 att.) 1.000 (9-9) - Amy Byrne vs. Kentucky, 2/19/89
 1.000 (9-9) - Nicole Jones vs. Fordham, 1/2/99
 Season (min. 200 att.) 60.2 (192-319) - Tere Williams, 1998-99
 Career 549 - Tere Williams, 118 games, 1997-01
 ACC Game (min. 5 att.) 100.0 (5-5) - Megan Finnerty vs. Wake Forest, 1/31/05
 Shani Grey at North Carolina, 2/5/09
 ACC Season (min. 150 att.) 488 (79-162) - Dawn Chriss, 2005-06
 ACC Career 491 (135-275) - Dawn Chriss, 2004-06
 ACC Tourn. Game (min. 10 att.) 75.0 (9-12) - Dawn Chriss vs. Wake Forest, 3/2/05

MOST 3-POINT FIELD GOALS MADE

Game 8 - Jeni Garber vs. South Carolina, 2/16/91
 Season 77 - Vanessa Panousis, 2014-15
 Career 200 - Carrie Mason, 123 games, 2002-06
 ACC Game 7 - Lindsay Biggs at Maryland, 1/18/09
 ACC Season 38 - Lindsay Biggs, 2008-09
 ACC Career 84 - Lindsay Biggs, 2007-10
 ACC Tourn. Game 3 - Carrie Mason vs. Wake Forest, 3/2/06
 Nikki Davis vs. Georgia Tech, 3/3/11

MOST 3-POINT FIELD GOAL ATTEMPTED

Game 15 - Jeni Garber vs. South Carolina 2/16/91; Sarah Hicks vs. Duke, 12/08/99;
 Aerial Wilson vs. Clemson, 2/3/12; Vanessa Panousis at Duke, 1/15/15
 Season 272 - Vanessa Panousis, 2014-15
 Career 575 - Lindsay Biggs, 123 games, 2006-10
 ACC Game 15 - Aerial Wilson vs. Clemson, 2/3/12
 Vanessa Panousis at Duke, 1/15/15
 ACC Season 135 - Vanessa Panousis, 2014-15
 ACC Career 276 - Lindsay Biggs, 2007-10
 ACC Tourn. Game 8 - Vanessa Panousis vs. Clemson, 3-5-14
 Aerial Wilson vs. Wake Forest, 3-1-12

MOST CONSECUTIVE GAMES SCORING A 3-POINTER

Career 17 - Vanessa Panousis, 2013-14
 ACC Career 10 - Vanessa Panousis, 2013-14
 Carrie Mason, 2004-05 & 2005-06

MOST FREE THROWS MADE

Game 16 - Amy Wetzel vs. Wisconsin, 3/14/98
 Season 153 - Amy Wetzel, 1998-99
 Career 489 - Amy Wetzel, 129 games, 1996-01
 ACC Game 14 - Nikki Davis at Miami, 1/24/10
 ACC Season 55 - Monet Tellier, 2011-12
 ACC Career 160 - Monet Tellier, 2010-14
 ACC Tourn. Game 9 - Nare Diawara vs. North Carolina, 3/2/07

MOST FREE THROWS ATTEMPTED

Game 18 - Nikki Davis at Miami, 1/24/10
 Season 203 - Amy Byrne, 1989-90; Amy Wetzel, 1998-99

Career 637 - Renee Dennis, 115 games, 1983-87
 ACC Game 18 - Nikki Davis at Miami, 1/24/10
 ACC Season 95 - Uju Ugoka, 2013-14
 ACC Career 246 - Monet Tellier, 2010-14
 ACC Tourn. Game 9 - Nare Diawara vs. Boston College, 3/1/07
 vs. North Carolina, 3/2/07

BEST FREE-THROW PERCENTAGE

Game (min. 12 made). 1.000 (13-13) Sue Logsdon vs. William & Mary, 1/2/91
 Season (min. 50 att.) 889 (72-81) - Sue Logsdon, 1990-91
 889 (56-63) - Vanessa Panousis, 2014-15
 Career 829 (267-322) - Christi Osborne, 117 games, 1991-95
 ACC Game (min 9 made) 1.000 (9-9) - Brittany Cook at Wake Forest, 2/7/08
 ACC Season (min 25 att.) 89.3 (25-28) - Brittany Cook, 2006-07
 ACC Career 857 (54-63) - Carrie Mason, 2005-06
 ACC Tourn. Game (min. 9 made). 1.000 (9-9) Nare Diawara
 vs. North Carolina, 3/2/07

MOST CONSECUTIVE FREE THROWS MADE

Season 38 - Christi Osborne, 1993-94
 ACC Season 19 - Brittany Cook, 2006-07

MOST REBOUNDS

Game 21 - Karen Garbis vs. James Madison, 2/16/78
 Nicole Jones vs. Hampton, 12/29/99; Kerri Gardin vs. Virginia, 2/13/05
 Season 289 - Kerri Gardin, 2005-06
 Career 855 - Tere Williams, 118 games, 1997-01
 ACC Game 21 - Kerri Gardin vs. Virginia, 2/13/05
 ACC Season 141 - Kerri Gardin 2004-05
 ACC Career 291 - Monet Tellier, 2010-14
 ACC Tourn. Game 15 - Kerri Gardin vs. Duke, 3/3/06

BEST REBOUNDING AVERAGE

Season 10.0 - Kerri Gardin, 2005-06
 Career 9.2 - Uju Ugoka, 46 games, 2012-14
 7.2 - Tere Williams, 118 games, 1997-01
 ACC Season 10.1 - Kerri Gardin, 2004-05
 ACC Career 9.7 - Kerri Gardin, 2005-06

MOST STEALS

Game 9 - Taiqua Brittingham vs. Northwestern, 12/22/83
 Season 86 - Lisa Witherspoon, 1998-99
 Career 252 - Taiqua Brittingham, 105 games, 1981-85
 ACC Game 7 - Kerri Gardin vs. Duke, 2/6/06
 ACC Season 36 - Kerri Gardin, 2005-06; Nikki Davis, 2008-09
 ACC Career 81 - Monet Tellier, 2010-14
 ACC Tourn. Game 6 - Kirby Copeland vs. Duke, 3/3/06

MOST ASSISTS

Game 13 - Lisa Leftwich vs. Virginia Commonwealth, 2/8/92
 Lisa Witherspoon (2x) vs. Dayton, 1/4/99 and vs. Xavier, 2/28/99
 Season 246 - Lisa Witherspoon, 1998-99
 Career 635 - Lisa Witherspoon, 112 games, 1996-99
 ACC Game 11 - Nikki Davis vs. North Carolina, 1/14/10
 ACC Season 62 - Laura Haskins, 2008-09
 ACC Career 165 - Laura Haskins, 2006-09
 ACC Tourn. Game 6 - Kirby Copeland vs. North Carolina, 3/2/07

MOST BLOCKED SHOTS

Game 9 - Susan Walvius (3x) vs. Florida State, 1/4/86
 vs. Virginia, 12/10/85 and vs. Marshall, 2/12/85
 Season 93 - Susan Walvius, 1985-86
 Career 256 - Ieva Kublina, 126 games, 2000-04
 ACC Game 7 - Tajiah Campbell vs. Virginia, 1/9/14
 ACC Season 23 - Nare Diawara, 2006-07
 ACC Career 53 - Tajiah Campbell, 2012-14
 ACC Tourn. Game 5 - Tajiah Campbell vs. Clemson, 3/5/14

MOST MINUTES PLAYED

Game 54 - Amy Wetzel and Katie O'Connor vs. Dayton, 2/27/99 (3 OT)
 Season 1,110 - Carrie Mason, 2003-04
 Career 4,189 - Carrie Mason, 2002-06
 ACC Game 50 - Carrie Mason vs. Florida State, 2/19/05, (3OT)
 ACC Season 608 - Monet Tellier, 2012-13
 ACC Career 1,975 - Monet Tellier, 2010-14
 ACC Tourn. Game 39 - Utahya Drye vs. Virginia, 3/5/09
 Alyssa Fenyn vs. Wake Forest, 3/1/12; Monet Tellier vs. Miami, 3/7/13

CONSECUTIVE DOUBLE-FIGURE SCORING GAMES

Season 28 - Amy Byrne, 1989-90
 Career 38 - Amy Byrne, 1986-90
 ACC Season 14 - Uju Ugoka, 2013-14
 ACC Career 18 - Uju Ugoka, 2013-14 (two seasons)

GAMES PLAYED

Career Played 129 - Amy Wetzel, 1996-01
 Career Started 121 - Carrie Mason, 2002-06
 ACC Career Played 62 - Monet Tellier, 2010-14; Alyssa Fenyn, 2009-13
 ACC Career Started 53 - Alyssa Fenyn, 2009-13

TEAM RECORDS

MOST POINTS

Game 117 vs. Mercer, 2/16/87
 Season 2,293 - 30 games, 1983-84
 ACC Game 90 vs. Miami, 2/27/05
 ACC Season 1,044 - 14 games, 2004-05
 ACC Tourn. Game 74 vs. Wake Forest, 3/1/12

MOST POINTS - BOTH TEAMS

Game 201 - VT 117 at Mercer 84, 2/16/87
 201 - VT 103 at Dayton 98, 1/18/97
 ACC Game 177 - VT 83 at Florida State 94, 2/19/05
 ACC Tourn. Game 154 - VT 74 vs. Wake Forest 80, 3/1/12

MOST POINTS - HOME FLOOR

Game 105 vs. Cincinnati, 2/10/84
 vs. Southern Mississippi, 12/28/04
 ACC Game 90 vs. Miami, 2/27/05

MOST POINTS - OPPONENT'S FLOOR

Game 117 at Mercer, 2/16/87
 ACC Game 87 at Maryland, 2/24/05

MOST POINTS - ONE HALF

Game 67 (2nd) at Charleston, 12/14/84
 ACC Game 50 (2nd) vs. Virginia 2/15/07
 (2nd) vs. Wake Forest, 2/22/09
 ACC Tourn. Game 44 (2nd) vs. Georgia Tech, 3/3/11

FEWEST POINTS - ONE HALF

Game 8 (1st) at Miami, 2/5/15
 8 (1st) vs. Miami, 3/7/13
 ACC Game 8 (1st) at Miami, 2/5/15
 ACC Tourn. Game 8 (1st) vs. Miami, 3/7/13

FEWEST POINTS - BOTH TEAMS

Game 73 - VT 32 at UCF 41, 12/18/11
 VT 38 at Boston College 35, 1/5/12
 ACC Game 73 - VT 38 at Boston College 35, 1/5/12
 ACC Tourn. Game 84 - VT 39 vs. Miami 45, 3/7/13

LARGEST VICTORY MARGIN

Game 65 vs. Southern Mississippi (105-40), 12/28/04
 ACC Game 45 vs. Miami (90-45), 2/27/05
 ACC Tourn. Game 39 vs. Wake Forest (73-60), 3/2/06

WORST DEFEAT

Game 60 vs. Old Dominion (48-108), 1/27/78
 ACC Game 50 at Duke (40-90), 2/20/11
 ACC Tourn. Game 39 vs. Florida State (82-43), 3/6/15

MOST POINTS IN A LOSS

Game 90 vs. Clemson, 12/29/84
 ACC Game 83 at Florida State, 2/19/05 (94-83, 3OT)
 ACC Tourn. Game 74 vs. Wake Forest, 3/1/12

FEWEST POINTS SCORED

Game 26 at Duke, 1/16/13
 ACC Game 26 at Duke, 1/16/13
 ACC Tourn. Game 39 vs. Miami, 3/7/13

* The ACC played an 18 game regular-season in 2012-13

FEWEST POINTS ALLOWED

Game 31 vs. Presbyterian, 1/05/09
 vs. George Washington, 11/25/12
 ACC Game 33 at Clemson, 1/2/12
 ACC Tourn. Game 45 vs. Miami, 3/7/13

MOST POINTS ALLOWED

Game 108 vs. Old Dominion, 1/27/78
 ACC Game 102 at North Carolina, 1/04/07
 ACC Tourn. Game 90 vs. North Carolina, 3/2/07

MOST FIELD GOALS MADE

Game 51 vs. Mercer, 2/16/87
 Season 928 - 29 games, 1984-85
 ACC Game 36 at Miami OT, 2/11/08
 ACC Season 390 - 29 games, 2004-05
 ACC Tourn. Game 32 vs. Wake Forest, 3/2/06

MOST FIELD GOALS ATTEMPTED

Game 94 vs. Appalachian State, 11/17/79
 Season 2,009 - 30 games, 1983-84
 ACC Game 88 at Florida State, 2/19/05
 ACC Season 919 - 16 games, 2011-12
 964 - 18 games*, 2012-13
 ACC Tourn. Game 67 vs. Wake Forest, 3/4/05

BEST FIELD-GOAL PERCENTAGE

Game 66.1 (37-56) at Appalachian State, 11/28/87
 Season 47.8 (771-1614) - 31 games, 1999-00
 ACC Game 65.2 (30-46) vs. Wake Forest, 2/22/09
 ACC Season 44.3 (280-636) - 14 games, 2004-05
 ACC Tourn. Game 52.5 (32-61), vs. Wake Forest, 3/2/06

MOST THREE-POINT FIELD GOALS MADE

Game 13 vs. Bucknell, 11/17/13
 Season 180 - 31 games, 2014-15
 ACC Game 9 at Duke, 1/15/15
 at Maryland, 3/2/14; at Maryland, 1/18/09
 ACC Season 87 - 16 games, 2013-14
 ACC Tourn. Game 8 vs. Wake Forest, 3/1/12

MOST THREE-POINT FIELD GOAL ATTEMPTS

Game 33 at Duke, 1/15/15
 33 vs. Clemson, 2/3/12
 Season 650 - 31 games, 2014-15
 ACC Game 33 at Duke, 1/15/15
 33 vs. Clemson, 2/3/12
 ACC Season 318 - 16 games, 2014-15
 ACC Tourn. Game 20 vs. Clemson, 3/5/14

MOST 3-POINT FIELD GOALS MADE, BOTH TEAMS

Game 22 VT at Maryland, 1/18/09
 ACC Game 22 VT at Maryland, 1/18/09
 ACC Tourn. Game 15, Tech (6) vs. Georgia Tech (9), 3/3/11

MOST 3-POINT FIELD GOAL ATTEMPTS, BOTH TEAMS

Game 53 vs. Boston College, 2/2/14
 ACC Game 53 vs. Boston College, 2/2/14
 ACC Tourn. Game 34 vs. Georgia Tech, 3/3/11

MOST FREE THROWS MADE

Game 43 vs. Yale, 1/9/82
 Season 521 - 30 games, 1993-94
 ACC Game 25 vs. Wake Forest, 1/23/15
 25 vs. North Carolina, 2/17/06
 ACC Season 215 - 14 games, 2004-05
 ACC Tourn. Game 16 vs. Wake Forest, 3/4/05
 vs. Virginia, 3/5/09

MOST FREE THROWS ATTEMPTED

Game 58 vs. Yale, 1/9/82
 Season 754 - 28 games, 1981-82
 ACC Game 34 vs. Wake Forest, 1/23/15
 ACC Season 304 - 14 games, 2004-05
 ACC Tourn. Game 25 vs. Virginia, 3/5/09

BEST FREE-THROW PERCENTAGE

Game (min. 10 att.) 1.000 (10-10) vs. Virginia, 2/17/08
 (15-15) vs. William & Mary, 2/4/78
 Season736 - 30 games, 2007-08
 ACC Game (min. 10 att.) 1.00 (10-10) vs. Virginia, 2/17/08
 ACC Season737 (182-247) - 14 games, 2006-07
 ACC Tourn. Game875 (14-16) vs. North Carolina, 3/2/07

MOST REBOUNDS

Game 75 vs. Liberty, 1/8/90
 Season 1,331 - 34 games, 2006-07
 ACC Game 59 at Clemson, 1/2/15
 ACC Season 545 - 14 games, 2004-05
 636 - 18 games*, 2012-13
 ACC Tourn. Game 51 vs. Wake Forest, 3/4/05

HIGHEST REBOUNDING AVERAGE

Season 47.6 - 24 games, 1979-80
 ACC Season 37.6 - 14 games, 2006-07

ASSISTS

Game 38 at Mercer, 2/16/87
 Season 492 - 31 games, 1998-99
 ACC Game 25 at Miami, 2/11/08
 ACC Season 215 - 16 games, 2013-14
 ACC Tourn. Game 15 vs. Wake Forest, 3-2-06

BLOCKS

Game 14 vs. East Tennessee State, 12/21/92
 Season 161 - 32 games, 2001-02
 31 games, 2003-04
 ACC Game 10 vs. Virginia, 1/9/14
 vs. Florida State, 1/24/05
 ACC Season 72 - 14 games, 2004-05
 ACC Tourn. Game 6 vs. Boston College, 3/6/08
 vs. Boston College, 3/4/10

STEALS

Game 23 at Florida State, 12/17/79
 Season 324 - 31 games, 2005-06
 ACC Game 17 at North Carolina, 2/11/05
 vs. Clemson, 2/9/06
 vs. Maryland, 2/4/08
 ACC Season 155 - 14 games, 2005-06
 ACC Tourn. Game 11 vs. Duke, 3/3/06

MISCELLANEOUS RECORDS

<p> Tech's All-Time Varsity Record 604-532 (39 years) Cassell Coliseum Record 356-180 (66.4 percent) Consecutive Home Court Wins 25, 1992-94 Record in Metro Conference Tournament 13-17 Record in Atlantic 10 Conference Tournament 8-4 Record in BIG EAST Conference Tournament 4-4 Record in ACC Tournament 4-10 Largest Margin of Victory at Home 65 vs. Southern Mississippi (105-40), 12-28-2004 Worst Defeat at Home 108-48, Old Dominion, 1977-78 Worst Defeat on the Road 90-40, Duke, 2010-11 Most Games Played 34, 2006-07 Most Wins 28, 1998-99 Most Losses 23, 2011-12 Fewest Wins 7, 1976-77 & 2011-12 Fewest Losses 3, 1998-99 Longest Winning Streak 18, 1998-99 Longest Losing Streak 10, 2010-11/Spring 2012-Fall 2012 </p>	<p> Highest Scoring Average 78.3, 29 games, 1984-85 Lowest Defensive Average 56.0, 31 games, 2003-04 (55.9, 16 games, 76-77) Highest Won-Lost Percentage903, 28-3, 1998-99 Lowest Won-Lost Percentage233, 7-23, 2011-12 Most Consecutive Winning Seasons 10, 1997-98/2006-07 Most Metro Conference Wins (reg. season) 10, 1994-95 Most Atlantic 10 Conference Wins (reg. season) 15, 1998-99 Most BIG EAST Conference Wins (reg. season) 11, 2001-02 Most ACC Wins (reg. season) 6, 2004-05/2005-06/2006-07 Most Consecutive Metro Wins (reg. season) 6, 1994-95 Most Consecutive Atlantic 10 Wins (reg. season) 8, 1998-99 Most Consecutive BIG EAST Wins (reg. season) 6, 2001-02 Most Consecutive ACC Wins (reg. season) 3, 2006-07 Most Consecutive Metro Losses (reg. season) 6, 1987-88 Most Consecutive Atlantic 10 Losses (reg. season) 5, 1996-97 Most Consecutive BIG EAST Losses (reg. season) 3, 2001-02, 2002-03 Most Consecutive ACC Losses (reg. season) 9, 2007-08/2010-11/2012-13/2014-15 </p>
---	---

OVERALL SINGLE-GAME TOP 10

POINTS

- 36 Brittany Cook at Miami, 2/11/08
- 34 Renee Dennis vs. Memphis, 2/7/87
- 33 Rachel Camp vs. W. Carolina, 12/14/14
- Dawn Chriss at Florida State, 2/19/05
- Michelle Houseright vs. Fordham, 3/1/96
- Renee Dennis vs. Florida State, 1/3/87
- 32 Uju Ugoka at Indiana, 12/4/13
- Ieva Kublina vs. Houston, 3/23/02
- Jenny Root at Morehead St., 2/25/93
- 31 Monet Tellier at Maryland, 1/6/12
- Monet Tellier vs. W&M, 11/21/11
- Joyce Waddy vs. Mercer, 2/22/86

REBOUNDS

- 21 Kerri Gardin vs. Virginia, 2/13/05
- Nicole Jones vs. Hampton, 12/29/99
- Karen Garbis at JMU, 2/16/78
- 19 Tammie Edwards vs. Detroit, 12/28/81
- Debbie Stovall vs. Emory & Henry, 12/9/77
- 18 Joyce Waddy vs. Louisville, 2/23/87
- Susan Walvius vs. Florida State, 1/4/86
- Peg Bunker vs. West Virginia, 2/22/78
- Peg Bunker at VCU, 2/17/78
- 17 Regan Magarity vs. Norfolk St., 11/18/14
- Uju Ugoka at Radford, 12/21/13
- Uju Ugoka vs. Richmond, 11/27/13
- Kerri Gardin at JMU, 11/26/05
- Ieva Kublina vs. Villanova, 2/22/03
- Michelle Houseright at JMU, 12/21/97
- Tammie Edwards at NC State, 12/6/82

ASSISTS

- 13 Lisa Witherspoon vs. Xavier, 2/28/99
- Lisa Witherspoon vs. Dayton, 1/4/99
- Lisa Leftwich vs. VCU, 2/8/92
- 12 Nikki Davis at W&M, 12/18/10
- Lisa Guarnieri vs. Houston, 3/23/02
- Lisa Witherspoon vs. Temple, 1/24/99
- Lisa Witherspoon vs. St. Bonaventure, 1/24/98
- Lisa Witherspoon at UNCG, 12/4/97
- Sherry Banks at Dayton, 1/18/97
- Phyllis Tonkin at ETSU, 12/4/91
- Jeni Garber vs. Memphis, 2/2/91

STEALS

- 9 Taiqua Brittingham vs. Northwestern, 12/22/83
- 8 Wendy Sanders vs. Virginia, 12/8/87
- Taiqua Brittingham at Miss. St., 1/18/85
- Jackie Ansley vs. West Virginia, 1/13/84
- Sandy Berry at GWU, 1/26/79
- 7 14 tied, most recent - Nikki Davis vs. Presbyterian, 11/12/10

BLOCKS

- 9 Susan Walvius vs. Florida State, 1/4/86
- Susan Walvius vs. Virginia, 2/10/85
- Susan Walvius at Marshall 2/12/85
- 8 Kim Seaver vs. Appalachian St., 12/2/97
- 7 Tajah Campbell vs. Virginia, 1/9/14
- Ieva Kublina vs. Pittsburgh, 2/28/04
- Ieva Kublina vs. Notre Dame, 2/9/03
- Ieva Kublina vs. West Virginia, 1/16/02
- Michelle Bain vs. W&M, 1/8/87
- 6 nine tied, most recent - Eleanor Brentnall vs. UNC, 1/10/08

MINUTES PLAYED

- 54 Katie O'Connor vs. Dayton, 2/27/99
- Amy Wetzel vs. Dayton, 2/27/99
- 50 Carrie Mason at Florida State, 2/19/05
- Sherry Banks at Dayton, 1/18/97
- 49 Dawn Chriss at Florida State, 2/19/05
- Maria Albertsson vs. Dayton 2/27/99
- Jackie Ansley vs. Temple, 12/28/82
- 48 Michelle Houseright vs. Dayton, 2/28/99
- 46 Britney Anderson at Florida St., 2/19/05
- Erin Gibson at Florida State, 2/19/05

FIELD GOALS MADE

- 15 Brittany Cook at Miami, 2/11/08
- 14 Uju Ugoka at Indiana, 12/4/13

- Dawn Chriss at Florida State, 2/19/05
- Renee Dennis vs. Memphis, 2/7/87
- Renee Dennis vs. Florida State, 1/3/87
- 13 Rachel Camp vs. W. Carolina, 12/14/14
- Uju Ugoka vs. Wake Forest, 12/22/12
- Monet Tellier vs. William & Mary, 11/21/11
- Tere Williams vs. Duquesne, 12/12/98
- Michelle Houseright vs. Temple, 2/12/96
- Michelle Bain vs. Florida State, 2/20/88
- Michelle Bain vs. Richmond, 12/5/87
- Susan Walvius at Marshall, 2/12/85

FIELD GOALS ATTEMPTED

- 30 Renee Dennis vs. Memphis, 2/7/87
- 27 Aerial Wilson at Duke, 2/15/12
- Jeni Garber vs. Southern Miss, 3/4/91
- 25 Andrea Barbour vs. Maryland, 2/4/08
- Kirby Copeland vs. Iowa State, 11/24/96
- Renee Dennis vs. Cincinnati, 2/21/87
- 24 Monet Tellier vs. NC State, 1/29/12
- Monet Tellier at Old Dominion, 11/11/2011
- Andrea Barbour vs. Liberty, 11/19/2007
- Renee Dennis vs. Florida St., 1/3/1987
- Renee Dennis vs. Cincinnati, 1/27/1986
- Renee Dennis at Old Dominion, 11/30/1985
- Robin Lee at NC State, 12/6/1982

THREE POINT FIELD GOALS MADE

- 8 Jeni Garber at South Carolina, 2/16/91
- 7 Lindsay Biggs at Maryland, 1/18/09
- 6 Lindsay Biggs at North Carolina, 2/5/09
- Carrie Mason at Florida State, 2/13/06
- Renee Maitland at Dayton, 1/18/97
- Christi Osborne at Southern Miss, 2/13/93
- Jeni Garber vs. West Virginia, 12/20/90
- Sarah Hillyer vs. Florida State, 1/6/90
- Sarah Hillyer at George Mason, 12/6/89
- Jeni Garber at Memphis, 3/9/89

THREE POINT FIELD GOALS ATTEMPTED

- 15 Aerial Wilson vs. Clemson, 2/3/12
- Sarah Hicks vs. Duke, 12/8/99
- Jeni Garber at South Carolina, 2/16/91
- 14 Jeni Garber at Louisville, 1/28/91
- 13 Vanessa Panousis vs. Northwestern, 12/4/14
- Monet Tellier vs. Clemson, 2/3/12
- Jeni Garber vs. Tennessee, 12/3/90
- Sarah Hillyer at George Mason, 12/6/89
- Jeni Garber vs. Southern Miss, 3/10/89
- 12 Lindsay Biggs at North Carolina, 2/5/09
- Fran Recchia vs. Syracuse, 1/4/03
- Sarah Hicks at Oregon, 11/27/99

FREE THROWS MADE

- 16 Amy Wetzel vs. Wisconsin, 3/14/98
- 15 Christi Osborne vs. Oklahoma St., 12/20/94
- Robin Lee vs. Florida State, 1/16/82
- 14 Nikki Davis at Miami, 1/24/10
- Tere Williams vs. Charlotte, 12/30/99
- Renee Dennis at North Carolina, 12/4/85
- 13 Rachel Camp vs. ETSU, 11/29/14
- Sue Logsdon vs. William & Mary, 1/2/91
- Amy Byrne at Radford, 2/28/90
- 12 Chrystal Starling vs. JMU, 12/7/02
- Tere Williams at La Salle, 2/18/1999
- Michelle Houseright vs. GWU, 3/1/1998
- Tere Williams vs. GWU, 1/29/1998
- Kim Seaver at GWU, 1/6/1997
- Amy Byrne at Memphis, 1/13/1990
- Maureen Corrigan vs. WVU, 12/13/1980

FREE THROWS ATTEMPTED

- 18 Nikki Davis at Miami, 1/24/10
- 17 Amy Wetzel at Duquesne, 1/8/99
- Amy Wetzel vs. Wisconsin, 3/14/98
- Christi Osborne vs. Oklahoma St., 12/20/94
- Robin Lee vs. Florida State, 1/16/82
- 16 Amy Wetzel vs. Dayton, 2/27/99
- Renee Dennis at North Carolina, 12/4/85
- Karen Garbis at Old Dominion, 3/2/78
- 15 Rachel Camp vs. ETSU, 11/29/14
- Tere Williams vs. Charlotte, 12/30/99
- Michelle Houseright vs. GWU, 2/27/96
- Amy Byrne at Radford, 2/28/90
- Joyce Waddy vs. Louisville, 2/23/87

ACC SINGLE-GAME TOP 10

POINTS

- 36 Brittany Cook at Miami, 2/11/08
- 33 Dawn Chriss at Florida State, 2/19/05
- 31 Monet Tellier at Maryland, 1/6/12
- 29 Uju Ugoka vs. Duke, 1/19/14
- Nikki Davis at Miami, 1/14/10
- 28 Uju Ugoka vs. Wake Forest, 12/22/12
- 27 Shanel Harrison at Boston College, 2/23/11
- Brittany Cook vs. Wake Forest, 3/2/08
- Carrie Mason at Florida State, 2/13/06
- 26 Brittany Cook vs. Maryland, 2/4/08

REBOUNDS

- 21 Kerri Gardin vs. Virginia, 2/13/05
- 16 LaTorri Hines-Allen vs. Clemson, 2/3/12
- Erin Gibson at Florida State, 2/19/05
- Kerri Gardin vs. Florida State, 1/24/05
- 15 Tajah Campbell at Pittsburgh, 2/12/15
- Kerri Gardin vs. NC State, 1/17/05
- 14 Hannah Young vs. Syracuse, 2/15/15
- Tajah Campbell at Clemson, 1/2/15
- Uju Ugoka vs. Clemson, 1/31/13
- Brittany Cook vs. Maryland, 2/3/08
- Nare Diawara at Clemson, 2/11/07
- Nare Diawara at Virginia, 1/22/07
- Nare Diawara vs. Wake Forest, 1/2/07

ASSISTS

- 11 Nikki Davis vs. North Carolina, 1/14/10
- 10 Vanessa Panousis at Boston College, 1/5/14
- Laura Haskins at Virginia, 2/8/09
- 9 Laura Haskins at Miami, 2/11/08
- Kirby Copeland vs. Miami, 1/25/07
- Carrie Mason at Maryland, 2/24/05
- 8 Monet Tellier vs. North Carolina, 2/22/13
- Nikki Davis vs. Virginia, 2/27/2011
- Laura Haskins at Boston College, 1/11/2009
- Laura Haskins vs. Maryland, 2/4/2008
- Laura Haskins vs. Clemson, 1/17/2008
- Laura Haskins vs. UNC, 1/10/2008
- Kirby Copeland at Duke, 1/29/2007
- Dawn Chriss vs. Wake Forest, 1/31/2005

STEALS

- 7 Kerri Gardin vs. Duke, 2/6/06
- 6 Kirby Copeland vs. Boston College, 1/8/06
- 5 19 tied, most recent - Shanel Harrison at Boston College, 2/3/11

BLOCKS

- 7 Tajah Campbell vs. Virginia, 1/9/14
- 6 Eleanor Brentnall vs. UNC, 1/10/08
- 5 Tajah Campbell vs. Miami, 1/11/15
- 4 Porschia Hadley vs. UNC, 1/14/10
- Nare Diawara vs. Duke, 1/7/07
- Nare Diawara at Georgia Tech, 2/19/06
- Erin Gibson at Miami, 2/6/05
- Kerri Gardin vs. Florida State, 1/24/05
- 3 28 tied, most recent - Dominique Powell vs. Louisville, 2/20/15

MINUTES PLAYED

- 50 Carrie Mason at Florida State, 2/19/05
- 50 Dawn Chriss at Florida State, 2/19/05
- 46 Britney Anderson at Florida St., 2/19/05
- Erin Gibson at Florida State, 2/19/05
- 45 Vanessa Panousis at Clemson, 1/2/15
- Vanessa Panousis vs. NC State, 2/9/14
- Aerial Wilson vs. Clemson 2/3/12
- Carrie Mason vs. Florida State, 1/24/05
- 44 Monet Tellier vs. Boston College, 2/2/14
- Brittany Cook at Miami, 2/11/08

FIELD GOALS MADE

- 15 Brittany Cook at Miami, 2/11/08
- 14 Dawn Chriss at Florida State, 2/19/05

- 13 Uju Ugoka vs. Wake Forest, 12/22/12
- 11 Kirby Copeland vs. Georgia Tech, 2/5/07
- 10 nine tied - most recent Sidney Cook at Georgia Tech, 2/1/15

FIELD GOALS ATTEMPTED

- 27 Aerial Wilson at Duke, 2/15/2012
- 25 Andrea Barbour vs. Maryland, 2/4/2008
- 24 Monet Tellier vs. NC State, 1/29/2012
- 22 Vanessa Panousis at Duke, 1/15/15
- Aerial Wilson vs. Boston College, 2/13/2012
- Monet Tellier vs. Clemson, 2/3/2012
- Brittany Cook at Miami, 2/11/2008
- Andrea Barbour at Virginia, 1/13/2008
- 21 Aerial Wilson vs. Clemson, 2/3/2012
- Brittany Cook vs. Maryland, 2/4/2008
- 20 Uju Ugoka at Florida State, 1/26/14
- Uju Ugoka at Florida State, 1/27/2013
- Kerri Gardin at Wake Forest, 1/19/2006

THREE POINT FIELD GOALS MADE

- 7 Lindsay Biggs at Maryland, 1/18/09
- 6 Lindsay Biggs at North Carolina, 2/5/09
- Carrie Mason at Florida State, 2/13/06
- 5 Vanessa Panousis at Wake Forest, 2/13/14
- Vanessa Panousis vs. Duke, 1/19/14
- Monet Tellier at Maryland, 1/26/12
- Lindsay Biggs at Florida State, 2/18/10
- Nikki Davis at Miami, 1/24/10
- Lindsay Biggs vs. Virginia, 1/21/09
- Brittany Cook at Miami, 2/11/08

THREE POINT FIELD GOALS ATTEMPTED

- 15 Vanessa Panousis at Duke, 1/15/15
- Aerial Wilson vs. Clemson, 2/3/2012
- 13 Vanessa Panousis at Miami, 2/5/15
- Vanessa Panousis at Ga. Tech, 2/1/15
- Monet Tellier vs. Clemson, 2/3/2012
- 12 Vanessa Panousis vs. Syracuse, 2/15/15
- Vanessa Panousis at NC State, 1/8/15
- Lindsay Biggs at UNC, 2/5/2009
- 11 Vanessa Panousis vs. Pittsburg, 2/20/14
- Vanessa Panousis at Syracuse, 2/6/14
- Maddison Penn vs. Boston College, 2/2/14
- Lindsay Biggs vs. Virginia, 1/21/2009

FREE THROWS MADE

- 14 Nikki Davis at Miami, 1/24/2010
- 10 Monet Tellier at Maryland, 1/26/2012
- Shanel Harrison at Boston College, 2/3/2011
- 9 Vanessa Panousis vs. Boston College, 2/2/14
- Monet Tellier vs. Duke, 1/19/14
- Uju Ugoka vs. Boston College, 1/10/2013
- Brittany Cook at Wake Forest, 2/7/2008
- Nare Diawara at Virginia, 1/22/2007
- Rachel Camp vs. Virginia, 1/4/15
- 8 Monet Tellier vs. Boston College, 2/2/14
- Uju Ugoka vs. Miami, 3/3/2013
- Aerial Wilson at Clemson, 2/2/2012
- Utahya Drye vs. Florida State, 1/8/2009
- Nare Diawara vs. Miami, 1/25/2007
- Dawn Chriss at Virginia, 1/28/2005

FREE THROWS ATTEMPTED

- 18 Nikki Davis at Miami, 1/24/2010
- 13 Monet Tellier vs. Boston College, 2/2/14
- Uju Ugoka vs. Boston College, 1/10/2013
- 12 Vanessa Panousis vs. Boston College, 2/2/14
- Aerial Wilson at Clemson, 1/2/2012
- Shanel Harrison at Boston College, 2/3/2011
- Kerri Gardin vs. Maryland, 1/23/2006
- 11 Rachel Camp vs. Virginia, 1/4/15
- Uju Ugoka vs. Clemson, 2/27/14
- Uju Ugoka vs. Miami, 3/3/2013
- Monet Tellier at Maryland, 1/26/2012
- Nare Diawara at Virginia, 1/22/2007

30+ POINT GAMES

- 36 Brittany Cook at Miami, 2/11/08
- 34 Renee Dennis vs. Memphis, 2/7/87
- 33 Rachel Camp vs. W. Carolina, 12/14/14
- Dawn Chriss at Florida State, 2/19/05
- Michelle Houseright vs. Fordham, 3/1/96
- Renee Dennis vs. Florida State, 1/3/87
- 32 Uju Ugoka at Indiana, 12/4/13
- Ieva Kublina vs. Houston, 3/23/02
- Jenny Root at Morehead St., 2/25/93
- 31 Monet Tellier at Maryland, 1/6/12
- Monet Tellier vs. W&M, 11/21/11
- Joyce Waddy vs. Mercer, 2/22/86
- 30 Utahya Drye vs. USC Upstate, 2/2/09
- Dayna Sonovick vs. ETSU, 12/4/91
- Renee Dennis vs. UNC, 12/4/85

RECORDS BY CLASS

FRESHMAN YEAR

Points	427	Kim Seaver	1996-97
Scoring Average	15.0	Andrea Barbour	2007-08
FG Made	182	Kim Seaver	1996-97
FG Attempted	365	Andrea Barbour	2007-08
FG Percentage	.604	Nicole Jones	1998-99
3PT FG Made	58	Vanessa Panousis	2013-14
3PT FG Attempted	177	Vanessa Panousis	2013-14
3PT FG Percentage	.408	Carrie Mason	2002-03
FT Made	112	Amy Wetzel	1997-98
FT Attempted	140	Amy Wetzel	1997-98
FT Percentage	.889	Sue Logsdon	1990-91
Rebounds	237	Tere Williams	1997-98
Rebounding Average	7.6	Tere Williams	1997-98
Assists	121	Vanessa Panousis	2013-14
Steals	57	Sonya Dalton	1979-80
	57	Amy Wetzel	1997-98
Blocks	35	Ieva Kublina	2000-01

SOPHOMORE YEAR

Points	498	Ieva Kublina	2001-02
Scoring Average	17.3	Michelle Hollister	1995-96
FG Made	198	Ieva Kublina	2001-02
FG Attempted	437	Vanessa Panousis	2014-15
FG Percentage	.602	Tere Williams	1998-99
3PT FG Made	77	Vanessa Panousis	2014-15
3PT FG Attempted	272	Vanessa Panousis	2014-15
3PT FG Percentage	.487	Dayna Sonovick	1988-89
FT Made	153	Amy Wetzel	1998-99
FT Attempted	203	Amy Wetzel	1998-99
FT Percentage	.889	Vanessa Panousis	2014-15
Rebounds	249	Ieva Kublina	2001-02
Rebounding Average	9.1	Michelle Hollister	1995-96
Assists	124	Lisa Witherspoon	1996-97
Steals	70	Sandy Berry	1978-79
Blocks	86	Ieva Kublina	2001-02

JUNIOR YEAR

Points	538	Renee Dennis	1985-86
Scoring Average	19.9	Renee Dennis	1985-86
FG Made	201	Renee Dennis	1985-86
FG Attempted	445	Renee Dennis	1985-86
FG Percentage	.595	Tere Williams	1999-00
3PT FG Made	71	Lindsay Biggs	2008-09
3PT FG Attempted	194	Lindsay Biggs	2008-09
3PT FG Percentage	.460	Sue Logsdon	1992-93
FT Made	136	Renee Dennis	1985-86
FT Attempted	202	Renee Dennis	1985-86
FT Percentage	.874	Christi Osborne	1993-94
Rebounds	275	Tammie Edwards	1981-82
Rebounding Average	9.8	Tammie Edwards	1981-82
Assists	219	Lisa Witherspoon	1997-98
Steals	78	Taiqua Brittingham	1983-84
Blocks	73	Susan Walvius	1984-85

SENIOR YEAR

Points	561	Amy Byrne	1989-90
Scoring Average	20.0	Amy Byrne	1989-90
FG Made	213	Uju Ugoka	2013-14
FG Attempted	472	Renee Dennis	1986-87
FG Percentage	.564	Michelle Bain	1987-88
3PT FG Made	70	Jeni Garber	1990-91
3PT FG Attempted	224	Jeni Garber	1990-91
3PT FG Percentage	.400	Sarah Hicks	2001-02
FT Made	151	Amy Byrne	1989-90
FT Attempted	203	Amy Byrne	1989-90
FT Percentage	.863	Crystal Starling	2002-03
Rebounds	277	Uju Ugoka	2013-14
Rebounding Average	10.0	Kerri Gardin	2005-06
Assists	246	Lisa Witherspoon	1998-99
Steals	86	Lisa Witherspoon	1998-99
Blocks	93	Susan Walvius	1985-86



Ieva Kublina




Vanessa Panousis

YEAR-BY-YEAR LEADERS



**Uju
Ugoka**



**Erin
Gibson**



**Carrie
Mason**

SCORING AVERAGE

76-77	Kelly Bradley	13.0
77-78	Karen Garbis	12.6
78-79	Karen Garbis	12.1
79-80	Julie Williams	12.4
80-81	Maureen Corrigan	11.7
81-82	Robin Lee	12.5
82-83	Tammie Edwards	11.0
83-84	Taiqua Brittingham	13.3
84-85	Renee Dennis	14.2
85-86	Renee Dennis	19.9
86-87	Renee Dennis	19.2
87-88	Michelle Bain	16.8
88-89	Amy Byrne	15.0
89-90	Amy Byrne	20.0
90-91	Jeni Garber	13.6
91-92	Lisa Griffith	12.3
92-93	Jenny Root	14.9
93-94	Christi Osborne	14.5
94-95	Jenny Root	16.5
95-96	Michelle (Hollister) Houseright	17.3
96-97	Kim Seaver	13.8
97-98	Tere Williams	13.4
98-99	Tere Williams	15.6
99-00	Tere Williams	15.2
00-01	Tere Williams	15.2
01-02	Ieva Kublina	15.6
02-03	Ieva Kublina	15.0
03-04	Ieva Kublina	13.7
04-05	Erin Gibson	11.3
05-06	Dawn Chriss	13.2
06-07	Kirby Copeland	15.0
07-08	Brittany Cook	17.9
08-09	Utahya Drye	14.3
09-10	Utahya Drye	11.3
10-11	Shanel Harrison	12.2
11-12	Monet Tellier	13.7
12-13	Monet Tellier	13.2
13-14	Uju Ugoka	18.4
14-15	Vanessa Panousis	13.5

POINTS

76-77	Kelly Bradley	208
77-78	Peg Bunger	288
78-79	Karen Garbis	291
79-80	Julie Williams	359
80-81	Maureen Corrigan	350
81-82	Robin Lee	350
82-83	Tammie Edwards	275

83-84	Taiqua Brittingham	387
84-85	Renee Dennis	412
85-86	Renee Dennis	538
86-87	Renee Dennis	558
87-88	Michelle Bain	471
88-89	Amy Byrne	435
89-90	Amy Byrne	561
90-91	Jeni Garber	367
91-92	Lisa Griffith	333
92-93	Jenny Root	416
93-94	Christi Osborne	434
94-95	Jenny Root	510
95-96	Michelle (Hollister) Houseright	467
96-97	Kim Seaver	427
97-98	Tere Williams	414
98-99	Tere Williams	468
99-00	Tere Williams	411
00-01	Tere Williams	457
01-02	Ieva Kublina	498
02-03	Ieva Kublina	481
03-04	Ieva Kublina	426
04-05	Erin Gibson	328
05-06	Kerri Gardin	333
06-07	Kirby Copeland	479
07-08	Brittany Cook	537
08-09	Utahya Drye	430
09-10	Utahya Drye	340
10-11	Shanel Harrison	354
11-12	Monet Tellier	412
12-13	Monet Tellier	396
13-14	Uju Ugoka	533
14-15	Vanessa Panousis	417

REBOUNDING AVERAGE

76-77	Karen Garbis	7.4
77-78	Karen Garbis	8.1
78-79	Sandy Berry	7.3
79-80	Julie Williams	7.8
80-81	Maureen Corrigan	5.7
81-82	Tammie Edwards	9.8
82-83	Tammie Edwards	8.6
83-84	Robin Lee	5.7
84-85	Renee Dennis; Susan Walvius	7.4
85-86	Susan Walvius	9.7
86-87	Renee Dennis	7.1
87-88	Michelle Bain	7.7
88-89	Missy Sallade	8.7
89-90	Missy Sallade	8.5
90-91	Dayna Sonovick	5.8

91-92	Angela Donnell	5.3
92-93	Jenny Root	8.0
93-94	Jenny Root	7.3
94-95	Jenny Root	8.2
95-96	Michelle (Hollister) Houseright	9.1
96-97	Renee Maitland	6.2
97-98	Tere Williams	7.6
98-99	Tere Williams	7.4
99-00	Tere Williams	8.1
00-01	Tere Williams	5.9
01-02	Ieva Kublina	7.8
02-03	Ieva Kublina	7.4
03-04	Erin Gibson	6.9
04-05	Kerri Gardin	8.0
05-06	Kerri Gardin	10.0
06-07	Nare Diawara	8.1
07-08	Brittany Cook	6.4
08-09	Utahya Drye	6.5
09-10	Utahya Drye	6.6
10-11	Shanel Harrison	5.5
11-12	LaTorri Hines-Allen	6.9
12-13	Uju Ugoka	8.5
13-14	Uju Ugoka	9.6
14-15	Tajjah Campbell	6.8

REBOUNDS

76-77	Karen Garbis	96
77-78	Peg Bunger	184
78-79	Sandy Berry	176
79-80	Julie Williams	227
80-81	Maureen Corrigan	172
81-82	Tammie Edwards	275
82-83	Tammie Edwards	215
83-84	Robin Lee	171
84-85	Renee Dennis	215
85-86	Susan Walvius	272
86-87	Renee Dennis	205
87-88	Michelle Bain	215
88-89	Missy Sallade	252
89-90	Missy Sallade	237
90-91	Dayna Sonovick	157
91-92	Angela Donnell	147
92-93	Jenny Root	224
93-94	Jenny Root	218
94-95	Jenny Root	253
95-96	Michelle (Hollister) Houseright	245
96-97	Renee Maitland	191
97-98	Tere Williams	237
98-99	Tere Williams	221

99-00	Tere Williams	218
00-01	Tere Williams	177
01-02	Ieva Kublina	249
02-03	Ieva Kublina	238
03-04	Erin Gibson	215
04-05	Kerri Gardin	232
05-06	Kerri Gardin	289
06-07	Nare Diawara	274
07-08	Brittany Cook	191
08-09	Utahya Drye	195
09-10	Utahya Drye	197
10-11	Shanel Harrison	159
11-12	LaTorri Hines-Allen	207
12-13	Monet Tellier	167
13-14	Uju Ugoka	277
14-15	Rachel Camp	178

FIELD GOALS MADE

76-77	Kelly Bradley	94
77-78	Karen Garbis	125
78-79	Karen Garbis	146
79-80	Julie Williams	167
80-81	Maureen Corrigan	120
81-82	Kathy Hanover	132
82-83	Kathy Hanover	109
83-84	Taiqua Brittingham	164
84-85	Susan Walvius	175
85-86	Susan Walvius	202
86-87	Renee Dennis	212
87-88	Michelle Bain	204
88-89	Amy Byrne	163
89-90	Amy Byrne	205
90-91	Dayna Sonovick	135
91-92	Lisa Griffith	132
92-93	Jenny Root	163
93-94	Jenny Root	165
94-95	Jenny Root	204
95-96	Michelle (Hollister) Houseright	177
96-97	Kim Seaver	182
97-98	Tere Williams	170
98-99	Tere Williams	192
99-00	Tere Williams	156
00-01	Tere Williams	176
01-02	Ieva Kublina	198
02-03	Ieva Kublina	173
03-04	Ieva Kublina	155
04-05	Kerri Gardin	128
05-06	Dawn Chriss	164
06-07	Kirby Copeland	191
07-08	Brittany Cook	206
08-09	Utahya Drye	176
09-10	Utahya Drye	134
10-11	Shanel Harrison	135
11-12	Monet Tellier	141
12-13	Monet Tellier	135
13-14	Uju Ugoka	213
14-15	Vanessa Panousis	142

FIELD GOAL PERCENTAGE

76-77	Kelly Bradley	.461
77-78	Peg Bunger	.466
78-79	Peg Bunger	.496
79-80	Julie Williams	.474
80-81	Julie Williams	.490
81-82	Taiqua Brittingham	.525
82-83	Taiqua Brittingham	.460
83-84	Taiqua Brittingham	.529
84-85	Joyce Waddy	.538
85-86	Joyce Waddy	.508
86-87	Michelle Bain	.526
87-88	Michelle Bain	.564
88-89	Missy Sallade	.573
89-90	Amy Byrne	.498
90-91	Lisa Griffith	.469
91-92	Lisa Griffith	.500
92-93	Jenny Root	.580
93-94	Jenny Root	.511
94-95	Jenny Root	.533
95-96	Michelle (Hollister) Houseright	.492
96-97	Kim Seaver	.517
97-98	Tere Williams	.538
98-99	Tere Williams	.602
99-00	Tere Williams	.595

00-01	Tere Williams	.481
01-02	Ieva Kublina	.473
02-03	Erin Gibson	.474
03-04	Erin Gibson	.485
04-05	Britney Anderson	.509
05-06	Dawn Chriss	.503
06-07	Nare Diawara	.495
07-08	Brittany Cook	.502
08-09	Utahya Drye	.467
09-10	Utahya Drye	.473
10-11	Alyssa Fenyn	.426
11-12	Porschia Hadley	.376
12-13	Taijah Campbell	.422
13-14	Uju Ugoka	.504
14-15	Taijah Campbell	.446

3-PT FIELD GOALS MADE

87-88	Lisa Haney	29
88-89	Jeni Garber	57
89-90	Sarah Hillyer	53
90-91	Jeni Garber	70
91-92	Dayna Sonovick	28
92-93	Lisa Griffith	31
93-94	Sue Logsdon	25
94-95	Christi Osborne	23
95-96	Sherry Banks	28
96-97	Renee Maitland	36
97-98	Maria Albertsson	20
98-99	Maria Albertsson	31
99-00	Sarah Hicks	36
00-01	Sarah Hicks	42
01-02	Sarah Hicks	64
02-03	Carrie Mason	42
03-04	Carrie Mason	51
04-05	Carrie Mason	45
05-06	Carrie Mason	62
06-07	Lindsay Biggs	28
07-08	Lindsay Biggs	32
08-09	Lindsay Biggs	71
09-10	Lindsay Biggs	57
10-11	Shanel Harrison	27
11-12	Monet Tellier	43
12-13	Monet Tellier	30
13-14	Vanessa Panousis	58
14-15	Vanessa Panousis	77

FREE THROWS MADE

76-77	Karen Garbis	37
77-78	Karen Garbis	68
78-79	Sis Spriggs	51
79-80	Sandy Berry	58
80-81	Maureen Corrigan	110
81-82	Tammie Edwards	100
82-83	Tammie Edwards	73
83-84	Robin Lee	79
84-85	Renee Dennis	86
85-86	Renee Dennis	136
86-87	Renee Dennis	134
87-88	Michelle Bain	63
88-89	Missy Sallade	124
89-90	Amy Byrne	151
90-91	Lisa Griffith	74
91-92	Jenny Root	50
92-93	Jenny Root	90
93-94	Christi Osborne	97
94-95	Jenny Root	102
95-96	Michelle (Hollister) Houseright	107
96-97	Kim Seaver	63
97-98	Amy Wetzel	112
98-99	Amy Wetzel	153
99-00	Amy Wetzel	101
00-01	Tere Williams	104
01-02	Chrystal Starling	104
02-03	Ieva Kublina	112
03-04	Ieva Kublina	95
04-05	Dawn Chriss	81
05-06	Dawn Chriss	77
06-07	Nare Diawara	115
07-08	Brittany Cook	95
08-09	Utahya Drye	75
09-10	Utahya Drye	69
10-11	Shanel Harrison	57
11-12	Monet Tellier	87

12-13	Monet Tellier	96
13-14	Uju Ugoka	105
14-15	Rachel Camp	88

FREE THROW PERCENTAGE


(Minimum of 2 attempts per game)

76-77	Thea Bertoia	.656
77-78	Karen Garbis	.648
78-79	Pauline Landes	.606
79-80	Sandy Berry	.763
80-81	Maureen Corrigan	.775
81-82	Maureen Corrigan	.737
82-83	Taiqua Brittingham	.660
83-84	Robin Lee	.760
84-85	Robin Lee	.720
88-89	Amy Byrne	.820
89-90	Amy Byrne	.744
90-91	Sue Logsdon	.889
91-92	Jenny Root	.714
92-93	Lisa Griffith	.836
93-94	Christi Osborne	.874
94-95	Christi Osborne	.816
95-96	Terri Garland	.779
96-97	Katie O'Connor	.820
97-98	Kelly Drinka	.870
98-99	Amy Wetzel	.754
99-00	Tere Williams	.811
00-01	Chrystal Starling	.869
01-02	Chrystal Starling	.806
02-03	Chrystal Starling	.863
03-04	Dawn Chriss	.837
04-05	Carrie Mason	.831
05-06	Carrie Mason	.810
06-07	Nare Diawara	.723
07-08	Brittany Cook	.766
08-09	Utahya Drye	.735
09-10	Utahya Drye	.711
10-11	Alyssa Fenyn	.726
11-12	Monet Tellier	.690
12-13	Monet Tellier	.722
13-14	Vanessa Panousis	.813
14-15	Vanessa Panousis	.889

ASSISTS

76-77	not recorded	
77-78	Gail Kelly	46
78-79	Sandy Berry	120
79-80	Sandy Berry	139
80-81	Sandy Berry	125
81-82	Jackie Ansley	94
82-83	Jackie Ansley	94
83-84	Jackie Ansley	115
84-85	Taiqua Brittingham	114
85-86	Maureen Donovan	164
86-87	Maureen Donovan	143
87-88	Denise Kayajian	97
88-89	Stephanie Green	108
89-90	Sandy Michel	83
90-91	Jeni Garber	108
91-92	Phyllis Tonkin	97
92-93	Lisa Leftwich	100
93-94	Lisa Leftwich	110
94-95	Terri Garland	116
95-96	Terri Garland	102
96-97	Lisa Witherspoon	124
97-98	Lisa Witherspoon	219
98-99	Lisa Witherspoon	246
99-00	Amy Wetzel	152
00-01	Amy Wetzel	86
01-02	Lisa Guarneri	127
02-03	Carrie Mason	106
03-04	Kerri Gardin	90
04-05	Carrie Mason	98
05-06	Kirby Copeland	87
06-07	Kirby Copeland	146
07-08	Laura Haskins	133
08-09	Laura Haskins	138
09-10	Nikki Davis	116
10-11	Nikki Davis	140
11-12	Alyssa Fenyn	88
12-13	Monet Tellier	96
13-14	Vanessa Panousis	121
14-15	Vanessa Panousis	99

TECH'S TOP TEN THE HOKIES' TOP TEN PERFORMANCES



Renee Dennis

POINTS (CAREER)

83-87	Renee Dennis, 115 games	1791
97-01	Tere Williams, 118 games	1750
00-04	Ieva Kublina, 126 games	1647
91-95	Jenny Root, 117 games	1582
91-95	Christi Osborne, 117 games	1500
96-01	Amy Wetzel, 129 games	1444
02-06	Carrie Mason, 123 games	1369
99-03	Chrystal Starling, 121 games	1340
10-14	Monet Tellier, 118 games	1331
86-90	Amy Byrne, 113 games	1291

POINTS (SEASON)

89-90	Amy Byrne, Sr., 28 games	561
86-87	Renee Dennis, Sr., 29 games	558
85-86	Renee Dennis, Jr., 27 games	538
07-08	Brittany Cook, Jr., 30 games	537
13-14	Uju Ugoka, Sr., 29 games	533
94-95	Jenny Root, Sr., 31 games	510
01-02	Ieva Kublina, So., 32 games	498
02-03	Ieva Kublina, Jr., 32 games	481
06-07	Kirby Copeland, Sr., 34 games	479
85-86	Susan Walvius, Sr., 28 games	475

SCORING AVERAGE (CAREER)

83-87	Renee Dennis, 115 games	15.6
97-01	Tere Williams, 118 games	14.8
91-95	Jenny Root, 117 games	13.5
00-04	Ieva Kublina, 126 games	13.1
91-95	Christi Osborne, 117 games	12.8
88-91	Jeni Garber, 56 games	12.6
86-90	Amy Byrne, 113 games	11.4
10-14	Monet Tellier, 118 games	11.3
96-01	Amy Wetzel, 129 games	11.2
76-79	Karen Garbis, 58 games	11.2

SCORING AVERAGE (SEASON)

89-90	Amy Byrne, Sr., 28 games	20.0
85-86	Renee Dennis, Jr., 27 games	19.9
86-87	Renee Dennis, Sr., 29 games	19.2
13-14	Uju Ugoka, 29 games	18.4
07-08	Brittany Cook, Jr., 30 games	17.9
95-96	Michelle (Hollister) Houseright, So., 27 games	17.3
85-86	Susan Walvius, Sr., 28 games	17.0
87-88	Michelle Bain, Sr., 28 games	16.8

94-95	Jenny Root, Sr., 31 games	16.5
01-02	Ieva Kublina, So., 32 games	15.6
98-99	Tere Williams, So., 31 games	15.6

FIELD GOALS MADE (CAREER)

97-01	Tere Williams, 118 games	694
83-87	Renee Dennis, 115 games	680
91-95	Jenny Root, 117 games	626
00-04	Ieva Kublina, 126 games	613
91-95	Christi Osborne, 117 games	581
82-86	Susan Walvius, 105 games	505
86-90	Amy Byrne, 113 games	479
06-10	Utahya Drye, 124 games	472
10-14	Monet Tellier, 118 games	468
99-03	Chrystal Starling, 121 games	462

FIELD GOALS MADE (SEASON)

13-14	Uju Ugoka, Sr., 29 games	213
86-87	Renee Dennis, Sr., 29 games	212
07-08	Brittany Cook, Jr., 30 games	206
89-90	Amy Byrne, Sr., 28 games	205
94-95	Jenny Root, Sr., 31 games	204
87-88	Michelle Bain, Sr., 28 games	204
85-86	Susan Walvius, Sr., 28 games	202
85-86	Renee Dennis, Jr., 27 games	201
01-02	Ieva Kublina, So., 32 games	198
98-99	Tere Williams, So., 31 games	192

THREE-POINT FG MADE (CAREER)

02-06	Carrie Mason, 123 games	200
06-10	Lindsay Biggs, 123 games	188
97-02	Sarah Hicks, 119 games	157
2013-	Vanessa Panousis, 61 games	135
88-91	Jeni Garber, 56 games	127
10-14	Monet Tellier, 118 games	101
87-92	Dayna Sonovick, 85 games	83
00-04	Ieva Kublina, 126 games	77

FIELD-GOAL PERCENTAGE (CAREER)

(Minimum 3 made per game)

97-01	Tere Williams, 118 games	(694-1263)	.549
91-95	Jenny Root, 117 games	(626-1163)	.538
84-88	Michelle Bain, 110 games	(447-851)	.525
86-90	Missy Sallade, 108 games	(328-630)	.521
81-85	Taiqua Brittingham, 105 games	(383-751)	.511
96-00	Kim Seaver, 115 games	(372-738)	.504
02-06	Dawn Chriss, 116 games	(424-858)	.494
82-86	Susan Walvius, 105 games	(505-1046)	.483
79-81	Julie Williams, 58 games	(269-560)	.480
05-08	Brittany Cook, 94 games	(393-822)	.478

FIELD-GOAL PERCENTAGE (SEASON)

(Minimum 4 made per game)

98-99	Tere Williams, So., 31 games	(192-319)	.602
99-00	Tere Williams, Jr., 27 games	(156-262)	.595
92-93	Jenny Root, So., 28 games	(163-281)	.580
88-89	Missy Sallade, Jr., 29 games	(138-241)	.573
87-88	Michelle Bain, Sr., 28 games	(204-362)	.564
97-98	Tere Williams, Fr., 31 games	(170-316)	.538
94-95	Jenny Root, Sr., 31 games	(204-383)	.533
83-84	Taiqua Brittingham, Jr., 29 games	(164-310)	.531
86-87	Michelle Bain, Jr., 29 games	(131-249)	.526
84-85	Renee Dennis, So., 29 games	(163-313)	.521

09-13	Alyssa Fenyn, 120 games	72
91-95	Christi Osborne, 117 games	71

THREE-POINT FG MADE (SEASON)


14-15	Vanessa Panousis, Jr., 31 games	77
08-09	Lindsay Biggs, Jr., 30 games	71
90-91	Jeni Garber, Sr., 27 games	70
01-02	Sarah Hicks, Sr., 32 games	64
05-06	Carrie Mason, Sr., 31 games	62
13-14	Vanessa Panousis, Fr., 30 games	58
09-10	Lindsay Biggs, Sr., 30 games	57
88-89	Jeni Garber, Jr., 29 games	57
89-90	Sarah Hillyer, Fr., 28 games	53
03-04	Carrie Mason, So., 31 games	51

FREE THROWS MADE (CAREER)

96-01	Amy Wetzel, 129 games	489
83-87	Renee Dennis, 115 games	431
97-01	Tere Williams, 118 games	361
99-03	Chrystal Starling, 121 games	351
00-04	Ieva Kublina, 126 games	344
86-90	Amy Byrne, 113 games	333
91-95	Jenny Root, 117 games	329
10-14	Monet Tellier, 118 games	294
02-06	Carrie Mason, 123 games	293
81-85	Robin Lee, 112 games	279

FREE THROWS MADE (SEASON)

98-99	Amy Wetzel, So., 31 games	153
89-90	Amy Byrne, Sr., 28 games	151
85-86	Renee Dennis, Jr., 27 games	136
86-87	Renee Dennis, Sr., 29 games	134
88-89	Missy Sallade, Jr., 29 games	124
06-07	Nare Diawara, Sr., 34 games	115
02-03	Ieva Kublina, Jr., 32 games	112
97-98	Amy Wetzel, r-Fr., 31 games	112
80-81	Maureen Corrigan, Jr., 30 games	110
88-89	Amy Byrne, Jr., 29 games	109



Tere Williams

REBOUNDS (CAREER)

97-01	Tere Williams, 118 games	855
00-04	Ieva Kublina, 126 games	845
91-95	Jenny Root, 117 games	815
83-87	Renee Dennis, 115 games	792
02-06	Kerri Gardin, 116 games	784
01-05	Erin Gibson, 123 games	752
79-83	Tammie Edwards, 107 games	658
06-10	Utahya Drye, 124 games	645
82-86	Susan Walvius, 105 games	644
84-88	Michelle Bain, 110 games	618
86-90	Amy Byrne, 113 games	618

REBOUNDS (SEASON)

05-06	Kerri Gardin, Sr., 29 games	289
13-14	Uju Ugoka, Sr., 29 games	277
81-82	Tammie Edwards, Jr., 28 games	275
06-07	Nare Diawara, Sr., 34 games	274
85-86	Susan Walvius, Sr., 28 games	272
94-95	Jenny Root, Sr., 31 games	253
88-89	Missy Sallade, Jr., 29 games	252
01-02	Ieva Kublina, So., 32 games	249
95-96	Michelle Hollister, So., 27 games	245
97-98	Tere Williams, Fr., 31 games	239

REBOUNDING AVERAGE (CAREER)

97-01	Tere Williams, 118 games	7.2
91-95	Jenny Root, 117 games	7.0
76-79	Karen Garbis, 62 games	7.0
79-83	Tammie Edwards, 107 games	7.0
83-87	Renee Dennis, 115 games	6.9
00-04	Ieva Kublina, 126 games	6.7
02-06	Kerri Gardin, 119 games	6.6
79-81	Julie Williams, 58 games	6.3
01-05	Erin Gibson, 94 games	6.1
82-86	Susan Walvius, 105 games	6.1

REBOUNDING AVERAGE (SEASON)

05-06	Kerri Gardin, Sr., 29 games	10.0
81-82	Tammie Edwards, Jr., 28 games	9.8
85-86	Susan Walvius, Sr., 28 games	9.7

13-14	Uju Ugoka, Sr., 29 games	9.6
95-96	Michelle (Hollister) Houseright, So., 27 games	9.1
88-89	Missy Sallade, Jr., 29 games	8.7
82-83	Tammie Edwards, Sr., 25 games	8.6
89-90	Missy Sallade, Sr., 28 games	8.5
12-13	Uju Ugoka, Jr., 17 games	8.5
85-86	Renee Dennis, Jr., 27 games	8.3

BLOCKED SHOTS (CAREER)

00-04	Ieva Kublina, 126 games	256
82-86	Susan Walvius, 105 games	204
96-00	Kim Seaver, 115 games	136
91-95	Jenny Root, 117 games	133
01-05	Erin Gibson, 123 games	122
84-88	Michelle Bain, 110 games	109
05-09	Amber Hall, 97 games	105
2012-	Tajjah Campbell, 72 games	100
02-06	Kerri Gardin, 119 games	91
03-07	Nare Diawara, 90 games	88

BLOCKED SHOTS (SEASON)

85-86	Susan Walvius, Sr., 28 games	93
01-02	Ieva Kublina, So., 32 games	86
84-85	Susan Walvius, Jr., 28 games	73
03-04	Ieva Kublina, Sr., 31 games	73
02-03	Ieva Kublina, Jr., 32 games	62
96-97	Kim Seaver, Fr., 31 games	54
07-08	Amber Hall, Jr., 30 games	53
06-07	Nare Diawara, Sr., 34 games	53
96-97	Meg Hunter, Fr., 31 games	49
13-14	Tajjah Campbell, So., 30 games	45

STEALS (CAREER)

81-85	Taiqua Brittingham, 105 games	252
96-01	Amy Wetzel, 129 games	235
96-99	Lisa Witherspoon, 112 games	219
03-07	Kirby Copeland, 118 games	190
05-09	Laura Haskins, 123 games	175
78-81	Sandy Berry, 83 games	175
02-06	Carrie Mason, 123 games	173



Lisa Witherspoon

ASSISTS (CAREER)

96-99	Lisa Witherspoon, 112 games	635
83-87	Maureen Donovan, 115 games	410
96-01	Amy Wetzel, 129 games	399
05-09	Laura Haskins, 123 games	389
78-81	Sandy Berry, 83 games	380
91-95	Lisa Leftwich, 111 games	371
92-96	Terri Garland, 114 games	369
02-06	Carrie Mason, 123 games	364
88-92	Phyllis Tonkin, 100 games	320
08-11	Nikki Davis, 80 games	318
10-14	Monet Tellier, 118 games	318

ASSISTS (SEASON)

98-99	Lisa Witherspoon, Sr., 30 games	246
97-98	Lisa Witherspoon, Jr., 31 games	219
85-86	Maureen Donovan, Jr., 28 games	164
99-00	Amy Wetzel, Jr., 31 games	152
06-07	Kirby Copeland, Sr., 34 games	146
86-87	Maureen Donovan, Sr., 29 games	143
10-11	Nikki Davis, Sr., 30 games	140
79-80	Sandy Berry, Jr., 29 games	139
08-09	Laura Haskins, Sr., 30 games	138
07-08	Laura Haskins, Jr., 30 games	133

02-06	Dawn Chriss, 116 games	164
91-95	Lisa Leftwich, 111 games	161
02-06	Kerri Gardin, 119 games	157
81-84	Jackie Ansley, 83 games	157

STEALS (SEASON)

98-99	Lisa Witherspoon, Sr., 30 games	86
83-84	Taiqua Brittingham, Jr., 29 games	78
96-97	Reneé Maitland, Jr., 31 games	77
78-79	Sandy Berry, So., 24 games	70
06-07	Kirby Copeland, Sr., 34 games	68
83-84	Jackie Ansley, Sr., 30 games	68
10-11	Nikki Davis, Sr., 30 games	67
84-85	Taiqua Brittingham, Sr., 23 games	66
82-83	Taiqua Brittingham, So., 25 games	62
97-98	Lisa Witherspoon, Jr., 31 games	62

FREE-THROW PERCENTAGE (CAREER)

(Minimum 1.5 made per game)

91-95	Christi Osborne, 117 games	(267-322)	.829
99-03	Chrystal Starling, 121 games	(351-425)	.826
95-99	Kelly Drinka, 83 games	(129-159)	.811
02-06	Carrie Mason, 123 games	(293-366)	.801
90-94	Sue Logsdon, 105 games	(203-257)	.790
89-93	Lisa Griffith, 102 games	(191-247)	.773
00-04	Ieva Kublina, 126 games	(344-447)	.770
96-01	Amy Wetzel, 129 games	(489-635)	.770
80-82	Maureen Corrigan, 55 games	(166-218)	.761
86-90	Amy Byrne, 113 games	(333-438)	.760

FREE-THROW PERCENTAGE (SEASON)


(Min. 60 attempts)

90-91	Sue Logsdon, Fr., 27 games	(72-81)	.889
14-15	Vanessa Panousis, So., 31 games	(56-63)	.889
93-94	Christi Osborne, Jr., 30 games	(97-111)	.874
00-01	Chrystal Starling, So., 31 games	(93-107)	.869
02-03	Chrystal Starling, Sr., 27 games	(88-102)	.863
92-93	Lisa Griffith, Sr., 28 games	(62-74)	.838
03-04	Dawn Chriss, So., 31 games	(87-104)	.837
04-05	Carrie Mason, Jr., 29 games	(64-77)	.831
90-91	Lisa Griffith, So., 27 games	(74-89)	.831
88-89	Amy Byrne, Jr., 29 games	(109-133)	.820



Sue Logsdon

THE 1,000-POINT CLUB



RENEE DENNIS • 1,791

Year	G/GS	Min.	FG-FGA	Pct.	3P-3PA	Pct.	FT-FTA	Pct.	Reb.	Avg.	A	TO	BS	ST	Pts.	Avg.
1983-84	30/2	618	104-231	.450	-----	----	75-115	.647	148	4.9	9	50	5	11	283	9.4
1984-85	29/25	789	163-313	.521	-----	----	86-138	.623	215	7.4	11	73	8	21	412	14.2
1985-86	27/27	956	201-445	.452	-----	----	136-202	.673	224	8.3	25	98	4	22	538	19.9
1986-87	29/29	1,001	212-472	.449	-----	----	134-182	.736	205	7.1	46	100	1	22	558	19.2
Total	115/83	3,364	680-1,461	.465	-----	----	431-638	.676	792	6.9	91	321	18	76	1,791	15.6



TERE WILLIAMS • 1,750

Year	G/GS	Min.	FG-FGA	Pct.	3P-3PA	Pct.	FT-FTA	Pct.	Reb.	Avg.	A	TO	BS	ST	Pts.	Avg.
1997-98	31/28	776	170-316	.538	0-0	.000	74-124	.597	239	7.6	16	82	16	38	414	13.4
1998-99	30/29	822	192-319	.604	0-0	.000	84-113	.750	221	7.5	27	66	22	29	468	15.6
1999-00	27/25	807	156-262	.595	0-1	.000	99-122	.811	218	8.4	19	76	14	32	411	15.1
2000-01	30/30	814	176-366	.481	1-15	.067	104-136	.764	177	5.9	30	78	16	26	457	15.2
Total	118/112	3,219	694-1263	.550	1-16	.063	361-495	.729	853	7.2	92	305	67	123	1,750	14.8



IEVA KUBLINA • 1,647

Year	G/GS	Min.	FG-FGA	Pct.	3P-3PA	Pct.	FT-FTA	Pct.	Reb.	Avg.	A	TO	BS	ST	Pts.	Avg.
2000-01	31/3	642	87-199	.437	13-38	.342	55-85	.647	154	5.0	15	46	35	11	242	7.8
2001-02	32/32	976	198-419	.473	20-53	.377	82-107	.766	249	7.8	30	74	86	23	498	15.6
2002-03	32/32	1,046	173-383	.452	23-65	.354	112-140	.800	238	7.4	44	81	62	30	481	15.0
2003-04	31/31	999	155-374	.414	21-78	.269	95-115	.826	204	6.6	26	72	73	23	426	13.7
Total	126/98	3,663	613-1,375	.446	77-234	.329	344-447	.770	845	6.7	115	273	256	87	1,647	13.1



JENNY ROOT • 1,582

Year	G/GS	Min.	FG-FGA	Pct.	3P-3PA	Pct.	FT-FTA	Pct.	Reb.	Avg.	A	TO	BS	ST	Pts.	Avg.
1991-92	28/1	527	94-176	.534	1-2	1.000	50-70	.714	120	4.3	12	38	27	14	239	8.5
1992-93	28/25	777	163-281	.580	0-0	.000	90-123	.732	224	8.0	22	58	39	20	416	14.9
1993-94	30/30	924	165-323	.511	0-0	.000	87-136	.640	218	7.3	21	46	30	26	417	13.9
1994-95	31/31	962	204-383	.533	0-0	.000	102-157	.650	253	8.2	29	74	37	27	510	16.5
Total	117/87	3,190	626-1,163	.538	1-2	1.000	329-486	.677	815	7.0	85	216	133	87	1,582	13.5



CHRISTI OSBORNE • 1,500

Year	G/GS	Min.	FG-FGA	Pct.	3P-3PA	Pct.	FT-FTA	Pct.	Reb.	Avg.	A	TO	BS	ST	Pts.	Avg.
1991-92	28/20	880	120-271	.443	9-26	.333	37-45	.822	144	5.1	66	79	15	24	286	10.2
1992-93	28/28	917	149-335	.445	24-60	.400	62-79	.785	142	5.1	92	73	14	30	384	13.7
1993-94	30/30	1,000	161-373	.432	15-51	.294	97-111	.874	138	4.6	78	72	8	18	434	14.5
1994-95	31/31	1,054	151-365	.414	23-78	.295	71-87	.816	142	4.6	80	71	17	24	396	12.8
Total	117/109	3,851	581-1,344	.432	71-215	.329	267-322	.829	566	4.8	316	295	54	96	1,500	12.8



AMY WETZEL • 1,444

Year	G/GS	Min.	FG-FGA	Pct.	3P-3PA	Pct.	FT-FTA	Pct.	Reb.	Avg.	A	TO	BS	ST	Pts.	Avg.
1996-97	6/1	180	18-43	.419	7-19	.368	28-34	.824	23	3.8	10	10	2	17	71	11.8
1997-98	31/27	908	106-235	.451	6-43	.140	112-140	.800	126	4.1	67	81	6	57	330	10.6
1998-99	30/29	1,032	127-307	.414	25-65	.385	153-203	.754	167	5.6	84	92	3	55	432	14.6
1999-00	31/31	1,059	105-242	.434	14-44	.318	101-138	.732	140	4.5	152	110	7	57	325	10.5
2000-01	31/31	950	88-206	.427	15-37	.405	95-120	.792	109	3.5	86	76	1	49	286	9.2
Total	129/119	4,129	444-1,033	.430	67-208	.322	489-635	.770	565	4.4	399	369	19	235	1,444	11.2



CARRIE MASON • 1,369

Year	G/GS	Min.	FG-FGA	Pct.	3P-3PA	Pct.	FT-FTA	Pct.	Reb.	Avg.	A	TO	BS	ST	Pts.	Avg.
2002-03	32/30	1,108	107-229	.467	42-103	.408	82-106	.774	108	3.4	106	101	4	26	338	10.6
2003-04	31/31	1,100	114-272	.419	51-129	.395	79-99	.798	91	2.9	84	86	4	58	358	11.5
2004-05	29/29	955	97-245	.396	45-108	.417	64-77	.831	80	2.8	98	93	12	30	303	10.4
2005-06	31/31	1,016	120-260	.462	62-140	.443	68-84	.810	59	1.9	76	80	3	59	370	11.9
Total	123/121	4,179	438-1,006	.435	200-480	.417	293-366	.801	338	2.7	364	360	23	173	1,369	11.1



CHRISTAL STARLING • 1,340

Year	G/GS	Min.	FG-FGA	Pct.	3P-3PA	Pct.	FT-FTA	Pct.	Reb.	Avg.	A	TO	BS	ST	Pts.	Avg.
1999-00	31/23	890	132-288	.458	13-29	.448	66-87	.759	119	3.8	77	104	9	44	343	11.1
2000-01	31/1	764	108-254	.425	15-50	.300	93-107	.869	136	4.4	49	83	14	27	324	10.5
2001-02	32/18	805	119-270	.441	22-68	.324	104-129	.806	97	3.0	50	60	6	33	364	11.4
2002-03	27/16	730	103-263	.392	15-63	.238	88-102	.863	105	3.9	45	78	2	25	309	11.4
Total	121/58	3,189	462-1,075	.429	65-210	.310	351-425	.826	457	3.8	221	325	31	129	1,340	11.1



MONET TELLIER • 1,048

Year	G/GS	Min	FG-FGA	Pct.	3P-3PA	Pct.	FT-FTA	Pct.	Reb.	Avg.	A	TO	BS	ST	Pts.	Avg.
2010-11	30/16	759	88-231	.381	13-41	.317	51-84	.607	124	4.1	52	102	7	41	240	8.0
2011-12	30/28	1024	141-427	.330	43-149	.289	87-126	.690	135	4.5	73	117	12	46	412	13.7
2012-13	30/27	900	135-360	.375	30-88	.341	96-133	.722	167	5.6	96	108	6	36	396	13.2
2013-14	28/28	912	104-249	.418	15-54	.278	60-95	.632	164	5.9	97	71	1	30	283	10.1
Total	118/99	3,675	468-1,267	.369	101-332	.304	294-438	.671	590	5.0	318	398	26	153	1,331	11.3



AMY BYRNE • 1,291

Year	G/GS	Min	FG-FGA	Pct.	3P-3PA	Pct.	FT-FTA	Pct.	Reb.	Avg.	A	TO	BS	ST	Pts.	Avg.
1986-87	28/0	306	38-108	.352	-----	----	46-60	.767	83	3.0	11	29	4	11	122	4.4
1987-88	28/1	490	73-177	.412	0-2	.000	27-42	.643	116	4.1	16	27	5	13	173	6.2
1988-89	29/29	882	163-324	.503	0-0	.000	109-133	.820	217	7.5	19	69	6	23	435	15.0
1989-90	28/28	894	205-412	.498	0-1	.000	151-203	.744	202	7.2	26	66	2	26	561	20.0
Total	113/58	2,572	479-1,021	.469	0-3	.000	333-438	.760	618	5.5	72	191	17	73	1,291	11.4



UTAHYA DRYE • 1,166

Year	G/GS	Min	FG-FGA	Pct.	3P-3PA	Pct.	FT-FTA	Pct.	Reb.	Avg.	A	TO	BS	ST	Pts.	Avg.
2006-07	24/2	428	43-101	.426	0-2	.000	21-31	.677	70	2.1	22	46	1	24	107	3.1
2007-08	30/30	985	119-259	.459	4-15	.267	47-67	.701	183	6.1	64	103	9	41	289	9.6
2008-09	30/30	1037	176-377	.467	3-15	.200	75-102	.735	195	6.5	53	102	9	48	430	14.3
2009-10	30/30	970	134-283	.473	3-7	.429	69-97	.711	197	6.6	83	108	9	40	340	11.3
Total	124/92	3,420	472-1,020	.463	10-39	.256	212-297	.714	645	5.2	222	359	28	153	1,166	9.4



SUSAN WALVIUS • 1,161

Year	G/GS	Min	FG-FGA	Pct.	3P-3PA	Pct.	FT-FTA	Pct.	Reb.	Avg.	A	TO	BS	ST	Pts.	Avg.
1982-83	24/0	300	63-144	.436	-----	----	13-16	.813	77	3.2	6	25	17	8	139	5.8
1983-84	25/1	317	65-143	.454	-----	----	26-36	.722	87	3.5	6	20	21	5	156	6.2
1984-85	28/26	753	175-352	.497	-----	----	41-62	.661	208	7.4	17	58	73	27	391	14.0
1985-86	28/28	884	202-407	.496	-----	----	71-97	.732	272	9.7	25	41	93	26	475	17.0
Total	105/55	2,254	505-1,046	.483	-----	----	151-211	.716	644	6.1	54	144	204	66	1,161	11.1




ROBIN LEE • 1,147

Year	G/GS	Min	FG-FGA	Pct.	3P-3PA	Pct.	FT-FTA	Pct.	Reb.	Avg.	A	TO	BS	ST	Pts.	Avg.
1981-82	28/26	757	126-309	.408	-----	----	98-135	.726	126	4.5	23	83	13	27	350	12.5
1982-83	25/24	640	95-255	.373	-----	----	44-74	.595	101	4.0	34	63	9	17	234	9.4
1983-84	30/30	744	105-265	.396	-----	----	79-104	.760	172	5.7	64	88	20	20	289	9.6
1984-85	29/26	639	108-233	.464	-----	----	58-74	.784	97	3.3	58	82	8	26	274	9.4
Total	112/106	2,780	434-1,062	.409	-----	----	279-387	.721	496	4.4	79	316	50	90	1,147	10.2



DAWN CHRISS • 1,121

Year	G/GS	Min	FG-FGA	Pct.	3P-3PA	Pct.	FT-FTA	Pct.	Reb.	Avg.	A	TO	BS	ST	Pts.	Avg.
2002-03	25/0	235	28-54	.519	0-0	.000	23-32	.719	44	1.8	21	17	3	14	79	3.2
2003-04	31/31	943	114-237	.481	1-3	.333	87-104	.837	146	4.7	72	81	28	44	316	10.2
2004-05	29/29	789	118-241	.490	1-8	.125	81-112	.723	123	4.2	62	55	14	49	318	11.0
2005-06	31/31	908	164-326	.503	3-14	.214	77-110	.700	139	4.5	65	77	16	57	408	13.2
Total	116/91	2,875	424-858	.494	5-25	.200	268-358	.749	452	3.9	220	230	61	164	1,121	9.7



ERIN GIBSON • 1,117

Year	G/GS	Min	FG-FGA	Pct.	3P-3PA	Pct.	FT-FTA	Pct.	Reb.	Avg.	A	TO	BS	ST	Pts.	Avg.
2001-02	32/0	533	84-168	.500	0-0	.000	34-59	.576	148	4.6	9	52	26	22	202	6.3
2002-03	31/30	916	118-249	.474	0-1	.000	64-126	.508	216	7.0	30	66	29	28	300	9.7
2003-04	31/30	956	111-229	.485	0-0	.000	65-108	.602	215	6.9	24	64	24	13	287	9.3
2004-05	29/29	858	126-280	.450	0-1	.000	76-122	.623	173	6.0	32	60	43	29	328	11.3
Total	123/89	3,263	439-926	.474	0-2	.000	239-415	.576	752	6.1	95	242	122	92	1,117	9.1



MICHELLE (HOLLISTER) HOUSERIGHT • 1,112

Year	G/GS	Min	FG-FGA	Pct.	3P-3PA	Pct.	FT-FTA	Pct.	Reb.	Avg.	A	TO	BS	ST	Pts.	Avg.
1994-95	28/0	255	23-92	.250	2-13	.154	18-26	.692	59	2.1	16	34	11	15	66	2.4
1995-96	27/26	816	177-360	.492	6-19	.316	107-172	.622	245	9.1	24	76	23	53	467	17.3
1996-97	Did not play															
1997-98	29/6	652	108-217	.498	0-0	.000	60-94	.638	165	5.7	35	64	12	27	276	9.5
1998-99	31/11	669	118-243	.486	1-2	.500	66-88	.750	140	4.5	30	47	7	46	303	9.8
Total	115/43	2,392	426-912	.467	9-34	.265	251-380	.661	609	5.3	105	221	53	141	1,112	9.7

THE 1,000-POINT CLUB



KIRBY COPELAND • 1,094

Year	G/GS	Min	FG-FGA	Pct.	3P-3PA	Pct.	FT-FTA	Pct.	Reb.	Avg.	A	TO	BS	ST	Pts.	Avg.
2003-04	30/0	346	38-97	.392	0-0	.000	24-39	.615	70	2.3	29	56	3	26	100	3.3
2004-05	26/13	508	75-208	.361	0-7	.000	72-101	.713	101	3.9	55	69	2	38	222	8.5
2005-06	30/29	768	114-291	.392	2-15	.133	63-103	.612	100	3.3	87	92	3	58	293	9.8
2006-07	32/32	1002	191-447	.428	18-69	.261	79-124	.637	118	3.7	146	125	6	68	479	15.0
Total	118/74	2624	418-1042	.401	20-91	.220	238-367	.649	389	3.3	317	342	14	190	1094	9.3



SARAH HICKS • 1,092

Year	G/GS	Min	FG-FGA	Pct.	3P-3PA	Pct.	FT-FTA	Pct.	Reb.	Avg.	A	TO	BS	ST	Pts.	Avg.
1997-98	25/0	232	37-80	.463	15-40	.375	17-26	.654	39	1.6	19	25	2	3	106	4.6
1998-99	(redshirted)															
1999-00	31/22	908	114-287	.397	36-140	.257	36-52	.692	144	4.6	78	70	11	18	300	9.7
2000-01	31/31	895	107-246	.435	42-108	.389	44-59	.746	164	5.3	84	60	6	29	300	9.7
2001-02	32/32	1,101	133-309	.430	64-160	.400	56-76	.737	168	5.3	112	81	13	11	386	12.1
Total	119/85	3,136	391-922	.424	157-448	.350	153-213	.718	515	4.3	293	236	32	61	1,092	9.2



ANGIE KELLY • 1,092

Year	G/GS	Min	FG-FGA	Pct.	3P-3PA	Pct.	FT-FTA	Pct.	Reb.	Avg.	A	TO	BS	ST	Pts.	Avg.
1982-83	22/0	215	40-105	.381	-----	----	24-32	.750	31	1.4	19	23	0	11	104	4.7
1983-84	29/3	599	128-264	.485	-----	----	59-83	.711	76	2.6	36	63	2	41	315	10.9
1984-85	29/26	639	130-303	.429	-----	----	55-76	.724	77	2.7	88	80	4	57	315	10.9
1985-86	24/24	791	153-348	.440	-----	----	52-66	.788	93	3.8	65	69	3	31	358	14.9
Total	104/53	2,244	451-1,020	.442	-----	----	190-257	.739	277	2.6	208	235	9	140	1,092	10.5



MICHELLE BAIN • 1,068

Year	G/GS	Min	FG-FGA	Pct.	3P-3PA	Pct.	FT-FTA	Pct.	Reb.	Avg.	A	TO	BS	ST	Pts.	Avg.
1984-85	25/0	198	39-77	.506	-----	----	18-34	.529	63	2.5	1	26	12	7	96	3.8
1985-86	28/6	480	73-163	.448	-----	----	44-77	.571	145	5.2	7	55	27	12	190	6.8
1986-87	29/28	695	131-249	.526	-----	----	49-92	.533	195	6.7	14	72	43	21	311	10.7
1987-88	28/27	766	204-362	.564	0-0	.000	63-113	.558	215	7.7	11	69	27	19	471	16.8
Total	110/61	2,139	447-851	.525	0-0	.000	174-316	.556	618	5.6	33	222	109	59	1,068	9.7



KERRI GARDIN • 1,061

Year	G/GS	Min	FG-FGA	Pct.	3P-3PA	Pct.	FT-FTA	Pct.	Reb.	Avg.	A	TO	BS	ST	Pts.	Avg.
2002-03	30/5	546	53-132	.402	0-0	.000	24-38	.632	96	3.2	52	59	20	24	130	4.4
2003-04	31/29	799	88-256	.344	2-6	.333	64-95	.674	167	5.4	90	91	17	36	242	7.8
2004-05	29/20	750	128-285	.449	7-29	.241	59-96	.615	232	8.0	48	60	29	39	322	11.1
2005-06	29/27	822	150-333	.450	6-17	.353	61-103	.592	289	10.0	69	70	25	58	367	12.7
Total	119/81	2,917	419-1,006	.417	15-52	.288	208-332	.627	784	6.6	259	280	91	157	1,061	8.9



LISA GRIFFITH • 1,033

Year	G/GS	Min	FG-FGA	Pct.	3P-3PA	Pct.	FT-FTA	Pct.	Reb.	Avg.	A	TO	BS	ST	Pts.	Avg.
1989-90	20/0	118	14-45	.311	0-0	.000	12-19	.632	36	1.8	3	6	4	1	40	2.0
1990-91	27/26	708	119-254	.469	7-18	.389	74-89	.831	137	5.1	17	39	21	17	319	11.8
1991-92	27/27	659	132-264	.500	26-58	.448	43-65	.662	130	4.8	20	49	18	16	333	12.3
1992-93	28/28	725	124-269	.461	31-82	.378	62-74	.838	177	6.3	22	57	34	26	341	12.2
Total	102/81	2,210	389-832	.468	64-158	.405	191-247	.773	480	4.7	62	151	77	60	1,033	10.1



BRITTANY COOK • 1,006

Year	G/GS	Min	FG-FGA	Pct.	3P-3PA	Pct.	FT-FTA	Pct.	Reb.	Avg.	A	TO	BS	ST	Pts.	Avg.
2004-05	DNP -- Knee surgery															
2005-06	30/0	384	42-114	.368	15-57	.263	13-29	.448	56	1.9	23	28	6	18	112	3.7
2006-07	34/25	939	145-298	.487	20-69	.290	47-62	.758	166	4.9	74	88	10	42	357	10.5
2007-08	30/30	1014	206-410	.502	30-84	.357	95-124	.766	191	6.4	76	134	12	49	537	17.9
Total	94/55	2337	393-822	.478	65-210	.310	155-215	.721	413	4.4	173	250	28	109	1006	10.7

ALL-TIME BEST PERFORMANCES IN THE CASSELL



INDIVIDUAL (VIRGINIA TECH)

Points	34	Renee Dennis vs. Memphis State (2/7/87)
FG made	14	Renee Dennis vs. Florida State (1/3/87) & vs. Memphis State (2/7/87)
FG att.	30	Renee Dennis vs. Memphis State (2/7/87)
3-pt. FG made	6	Sarah Hillyer vs. Florida State (2/3/90)
	6	Jeni Garber vs. West Virginia (12/20/90)
3-pt. FG att.	15	Aerial Wilson vs. Clemson (2/3/12)
	15	Sarah Hicks vs. Duke (12/8/99)
FT made	15	Robin Lee vs. Florida State (1/16/82)
FT att.	17	Robin Lee vs. Florida State (1/16/82)
Off. Reb.	11	Utahya Drye vs. USC Upstate (2/2/09)
Def. Reb.	15	Kerri Gardin vs. Virginia (2/13/05)
Tot. Reb.	21	Kerri Gardin vs. Virginia (2/13/05)
	21	Nicole Jones vs. Hampton (12/29/99)
Assists	13	Lisa Leftwich vs. VCU (2/8/92)
	13	Lisa Witherspoon vs. Dayton (1/4/99)
Turnovers	13	Sherry Banks vs. George Washington (1/21/97)
Blocks	9	Susan Walvius vs. Florida State (1/4/86)
Steals	9	Taiqua Brittingham vs. Northwestern (12/22/83)

TEAM (VIRGINIA TECH)

Points	105	vs. Cincinnati (2/10/84)
		vs. Southern Mississippi (12/28/04)
FG made	44	vs. West Virginia Wesleyan (11/18/80)
FG att.	94	vs. Appalachian State (11/17/79)
3-pt. FG made	13	vs. Bucknell (11/17/13)
3-pt. FG att.	26	vs. Syracuse (1/4/03)
FT made	43	vs. Yale (1/9/82)
FT att.	58	vs. Yale (1/9/82)
Off. Reb.	43	vs. Liberty (1/8/90)
Def. Reb.	43	vs. Longwood (2/10/11)
Tot. Reb.	75	vs. Liberty (1/8/90)
Assists	28	vs. Florida State (2/20/88); vs. Tulane (1/10/85)
		vs. Bucknell (11/17/13)
Turnovers	38	vs. East Tennessee State (12/10/77)
Blocks	14	vs. East Tennessee State (12/21/93)
Steals	19	vs. Charleston (12/5/86)

INDIVIDUAL (OPPONENT)

Points	36	Anna Freeman, Appalachian State (11/14/12)
FG made	16	Heather Burge, Virginia (12/8/92)
FG att.	36	Vivian Greene, Norfolk State (1/15/77)
3-pt. FG made	6	Anna Freeman, Appalachian State (11/14/12)
	6	Janine Aldridge, William & Mary (11/21/11)
	6	Amy Watson, UT Martin (12/28/02)
	6	Rachelle Racht, Fordham (3/1/96)
3-pt. FG att.	16	Shamauria Bridges, ETSU (11/29/14)
FT made	15	Paula Dolan, Charleston (12/19/81)
		Lisa Allison, Campbell vs. Drexel (12/30/92)
		Angela Crosby, App. St. vs. W&M (12/29/93)
FT att.	19	Paula Dolan, Charleston (12/19/81)
Off. Reb.	10	Avery Warley, Liberty (12/30/08)
Def. Reb.	15	Carolyn Dehn-Duhr, JMU (12/10/88)
Tot. Reb.	23	Jenette Reed, Marshall vs. Campbell (12/29/92)
Assists	11	Sharnee Zoll, Virginia (2/17/08)
		Jasmine Young, ECU vs. Georgetown (12/29/07)
		Jayme Chikos, Elon vs. Hampton (12/30/01)
		Jaymee Wappes, BGU vs. Hampton (12/30/99)
		Corey Hewitt, Loyola, Md. vs. S.C. (12/29/96)
		Jan Cameron, UT-Chattanooga (1/8/94)
		Angela Jackson, Old Dominion (12/21/89)
Turnovers	14	Karin Vadelund, G. Washington (12/4/88)
Blocks	11	Svetlana Pankratova, VCU (2/12/94)
Steals	9	Laine Selwyn, Pittsburgh (12/21/89)

TEAM (OPPONENT)

Points	108	Old Dominion (1/27/78)
FG made	45	Old Dominion (1/27/78)
FG att.	91	Cincinnati (2/10/84)
3-pt. FG made	14	Connecticut (2/7/01)
3-pt. FG att.	28	ETSU (11/29/14)
		USC Upstate (2/2/09)
		Connecticut (2/7/01)
FT made	32	Radford (1/20/93)
FT att.	43	Florida State (1/3/87)
	43	Radford (12/6/86)
Off. Reb.	29	North Carolina (1/14/10)
Def. Reb.	39	Maryland (2/4/08)
Tot. Reb.	62	Virginia Union (2/9/78)
Assists	24	Connecticut (2/7/01)
Turnovers	47	Radford (11/28/81)
		Appalachian State (11/17/79)
Blocks	13	Virginia Commonwealth (2/12/94)
Steals	22	Virginia (12/8/87)

YEAR-BY-YEAR RESULTS

1976-77

Coach: John Wetzel
Record: 7-9

Dec. 4	Virginia State	L	42-46
Dec. 9	at Virginia	L	52-54
Dec. 14	at Bridgewater	W	59-55
Jan. 5	at East Tennessee State	L	58-71
Jan. 12	at Radford	L	50-60
Jan. 15	Norfolk State	L	55-68
Jan. 18	Emory & Henry	W	49-48
Jan. 25	Longwood	W	59-47
Jan. 28	at William & Mary	W	57-47
Feb. 2	at Old Dominion	L	39-82
Feb. 3	at VCU	W	53-43
Feb. 15	Roanoke	W	71-68
Feb. 19	James Madison	W	56-46
Feb. 24	Virginia	L	58-67
Mar. 3	vs. James Madison ¹	L	37-47
Mar. 4	vs. Norfolk State ¹	L	49-56

1 - Virginia State Tournament - Norfolk, Va.

1977-78

Coach: Carolyn Owen
Record: 8-16

Dec. 7	Bridgewater	L	65-77
Dec. 9	Emory & Henry	W	61-52
Dec. 10	East Tennessee State	L	57-78
Dec. 19	vs. George Washington ¹	W	65-57
Dec. 20	vs. William & Mary ¹	L	65-80
Jan. 9	at Virginia	L	39-54
Jan. 16	Morris Harvey	L	78-81
Jan. 20	at Virginia State	L	55-81
Jan. 21	at Norfolk State	L	68-86
Jan. 24	Radford	L	52-73
Jan. 27	#7 Old Dominion	L	48-108
Feb. 3	VCU	W	87-45
Feb. 4	William & Mary	W	65-57
Feb. 7	at Longwood	L	59-68
Feb. 9	Virginia Union	W	73-68
Feb. 16	at James Madison	L	47-66
Feb. 17	at VCU	W	75-47
Feb. 20	at Radford	L	68-81
Feb. 22	at West Virginia	L	72-75
Feb. 25	at Emory & Henry	W	75-59
Feb. 27	at East Tennessee State	L	64-74
Feb. 28	at Roanoke	W	76-56
Mar. 2	at Old Dominion ²	L	53-83
Mar. 3	vs. Virginia ²	L	38-58

1 - VCU Christmas Tournament - Richmond, Va.
2 - Virginia State Tournament - Norfolk, Va.

1978-79

Coach: Carol Alfano
Record: 9-15

Nov. 28	at Marshall	L	67-70
Nov. 29	at Morris Harvey	L	69-82
Dec. 6	at Bridgewater	W	70-58
Dec. 9	Wake Forest	L	65-75
Jan. 12	Norfolk State	W	83-62
Jan. 13	Charlotte	L	65-67
Jan. 17	Virginia	L	58-64
Jan. 22	West Virginia Wesleyan	W	83-78
Jan. 23	Virginia State	L	67-69
Jan. 26	at George Washington	L	65-76
Jan. 27	at Virginia Union	L	59-73
Jan. 30	James Madison	W	57-49
Feb. 1	Lenoir-Rhyne	L	73-87
Feb. 2	American	L	72-73
Feb. 8	at Old Dominion	L	47-91
Feb. 9	at Georgetown	L	57-62
Feb. 14	Radford	L	60-66
Feb. 15	Longwood	W	81-55
Feb. 21	West Virginia	W	73-61
Feb. 23	at William & Mary	W	64-59
Feb. 24	at VCU	L	56-69
Mar. 1	James Madison ¹	L	64-66
Mar. 2	VCU ¹	W	75-54
Mar. 3	Norfolk State ¹	W	70-53

1 - Virginia State Tournament - Blacksburg, Va.

1979-80

Coach: Carol Alfano
Record: 17-12

Nov. 17	Appalachian State	W	78-55
Nov. 20	at East Tennessee State	W	75-63
Nov. 28	at North Carolina	L	73-82
Dec. 1	VCU	W	87-66
Dec. 8	at South Carolina	L	68-86
Dec. 17	at Florida State ¹	L	57-67

Dec. 18	vs. St. Louis ¹	W	71-60
Dec. 19	vs. Cincinnati ¹	L	58-66
Jan. 4	George Washington	L	53-57
Jan. 6	East Carolina	L	58-75
Jan. 8	William & Mary	W	60-56
Jan. 10	Marshall	W	70-57
Jan. 14	vs. Virginia ²	L	38-48
Jan. 18	at Norfolk State	W	65-61
Jan. 21	Virginia Union	W	71-62
Jan. 23	at Virginia State	W	63-50
Jan. 26	Charlotte	L	61-66
Jan. 29	at James Madison	W	62-55
Feb. 1	Winthrop ³	W	60-54
Feb. 2	East Tennessee State ³	W	65-54
Feb. 5	Old Dominion	L	52-78
Feb. 9	at Florida State	W	77-54
Feb. 11	Charleston WV	W	66-59
Feb. 15	at Longwood	W	75-58
Feb. 19	at Pittsburgh	L	54-76
Feb. 20	at West Virginia	W	71-67
Feb. 23	at Radford	W	63-62
Feb. 24	Cincinnati ¹	L	53-54
Feb. 27	Virginia Union ¹	L	52-63

1 - Metro Tournament - Tallahassee, Fla.
2 - in Richmond, Va.
3 - Virginia Tech Invitational - Blacksburg, Va.
4 - Virginia State Tournament - Blacksburg, Va.

1980-81

Coach: Carol Alfano
Record: 13-17

Nov. 18	West Virginia Wesleyan	W	100-46
Nov. 23	at East Carolina	L	65-70
Nov. 24	at N.C. State	L	68-94
Nov. 29	William & Mary	W	65-63
Dec. 1	South Carolina	F	42-78
Dec. 5	vs. Delaware ¹	W	75-54
Dec. 6	at George Washington ¹	L	54-57
Dec. 11	Virginia State	W	62-45
Dec. 13	vs. West Virginia ²	W	74-67
Dec. 19	vs. Carson-Newman ³	W	71-56
Dec. 20	at East Tennessee State ³	L	50-88
Dec. 29	vs. Georgia ⁴	L	50-65
Jan. 3	vs. Virginia ⁵	L	43-58
Jan. 10	Louisville	L	72-89
Jan. 12	Norfolk State	W	73-37
Jan. 14	at Charlotte	L	67-69
Jan. 17	at Cincinnati	L	58-78
Jan. 24	Duke	W	65-55
Jan. 28	James Madison	W	66-58
Feb. 2	East Tennessee State	W	62-56
Feb. 5	vs. Louisville ⁶	L	64-81
Feb. 6	vs. St. Louis ⁶	L	65-72
Feb. 14	at Charleston WV	L	58-60
Feb. 16	at Marshall	W	79-61
Feb. 21	at Appalachian State	L	58-64
Feb. 23	at Virginia Union	L	51-55
Mar. 3	at #3 Old Dominion	L	39-85
Mar. 6	at James Madison ⁷	W	71-65
Mar. 7	vs. #6 Old Dominion ⁷	L	54-65
Mar. 8	vs. Virginia ⁷	L	41-49

1 - George Washington Tournament - Washington, D.C.
2 - in Charleston, W. Va.
3 - ETSU Christmas Tournament - Johnson City, Tenn.
4 - in Harrison, Tenn.
5 - in Roanoke, Va.
6 - Metro Tournament - New Orleans, La.
7 - Virginia State Tournament - Harrisonburg, Va.

1981-82

Coach: Carol Alfano
Record: 16-12; Metro: 0-5

Nov. 24	at William & Mary	W	89-58
Nov. 28	Radford	W	81-63
Dec. 4	vs. American ¹	W	92-57
Dec. 5	at George Washington ¹	W	73-54
Dec. 7	Old Dominion	L	45-82
Dec. 11	at Duke	L	58-71
Dec. 19	Charleston WV	W	88-74
Dec. 27	vs. Queens ²	W	100-51
Dec. 28	vs. Detroit Mercy ²	L	47-65
Dec. 29	vs. DePaul ²	W	62-61
Jan. 2	vs. West Virginia ³	(2 OT) L	81-82
Jan. 6	Appalachian State	W	64-57
Jan. 9	Yale	W	95-66
Jan. 12	at East Tennessee State	L	60-80
Jan. 16	Florida State*	L	82-93
Jan. 18	Marshall	W	71-52
Jan. 22	Louisville*	L	68-72
Jan. 25	#5 N.C. State	L	47-48

Jan. 29	vs. Tulane* ⁴	L	64-72
Jan. 31	at Cincinnati*	L	81-86
Feb. 3	Memphis*	L	68-77
Feb. 6	vs. Virginia ³	W	63-56
Feb. 10	at James Madison	W	85-74
Feb. 13	North Carolina	W	76-74
Feb. 16	Liberty	W	77-44
Feb. 20	Roanoke	W	100-67
Feb. 25	vs. Tulane ⁵	W	62-52
Feb. 26	at Memphis ⁵	L	59-83

1 - Belaire Classic - Washington, D.C.
2 - Queens College Tournament - Flushing, N.Y.
3 - in Roanoke, Va.
4 - in Cincinnati, Ohio
5 - Metro Tournament - Memphis, Tenn.

1982-83

Coach: Carol Alfano
Record: 13-12; Metro: 2-3

Nov. 29	at Marshall	W	73-69
Dec. 1	East Tennessee State	W	64-63
Dec. 6	at #12 N.C. State	L	63-79
Dec. 9	at Radford	W	73-63
Dec. 11	Howard	W	78-54
Dec. 18	at Charleston WV	W	81-64
Dec. 20	at Old Dominion	L	53-84
Dec. 27	vs. St. John's ¹	L	60-64
Dec. 28	vs. Temple ¹	(2 OT) L	83-85
Jan. 4	#11 Tennessee	L	47-55
Jan. 8	at Virginia	L	66-70
Jan. 15	at West Virginia	L	66-71
Jan. 17	at Appalachian State	W	92-79
Jan. 22	at Memphis*	L	60-78
Jan. 29	Cincinnati*	W	86-63
Jan. 31	Louisville*	W	68-61
Feb. 5	VCU	W	81-57
Feb. 8	at Charlotte	W	66-60
Feb. 11	at Cincinnati*	L	58-81
Feb. 13	at Louisville*	L	54-63
Feb. 16	James Madison	W	57-47
Feb. 19	Morehead State	W	61-60
Feb. 21	at #20 North Carolina	L	83-100
Feb. 28	at Liberty	W	78-74
Mar. 6	vs. Memphis ²	L	64-72

1 - Queens College Holiday Classic - Flushing, N.Y.
2 - Metro Tournament - Louisville, Ky.

1983-84

Coach: Carol Alfano
Record: 15-15; Metro: 4-6

Nov. 26	Charleston WV	W	101-85
Nov. 29	at East Tennessee State	L	60-67
Dec. 10	at Howard	W	89-65
Dec. 17	Marshall	W	76-64
Dec. 20	Georgia Southern ¹	W	84-61
Dec. 21	Mississippi State ¹	L	87-89
Dec. 22	Northwestern ¹	W	85-77
Dec. 30	vs. North Carolina ²	L	52-73
Dec. 31	vs. #13 N.C. State ²	L	63-74
Jan. 4	vs. Virginia ³	L	70-88
Jan. 7	Appalachian State	W	95-76
Jan. 10	at #8 Tennessee	L	63-77
Jan. 13	West Virginia	W	73-62
Jan. 16	at Morehead State	W	75-62
Jan. 21	Memphis*	L	62-74
Jan. 28	at Cincinnati*	W	92-86
Jan. 30	at Louisville*	L	72-81
Feb. 4	Florida State*	W	68-63
Feb. 6	Louisville*	W	93-61
Feb. 10	Cincinnati*	W	101-93
Feb. 13	at VCU	W	81-63
Feb. 18	at South Carolina*	L	74-89
Feb. 21	at James Madison	L	59-72
Feb. 24	at Southern Miss.*	L	75-91
Feb. 26	at Tulane*	L	59-64
Mar. 1	#5 Old Dominion	L	67-100
Mar. 3	South Carolina*	L	70-80
Mar. 5	vs. Southern Miss.*	W	94-86
Mar. 6	vs. Louisville*	L	60-63
Mar. 7	vs. South Carolina ⁴	W	89-76

1 - Marriott-Converse Christmas Classic - Blacksburg, Va.
2 - Dogwood Classic - Fayetteville, N.C.
3 - in Roanoke, Va.
4 - Metro Tournament - Cincinnati, Ohio

1984-85

Coach: Carol Alfano
Record: 16-13; Metro: 4-6

Nov. 23	at Tennessee Tech ¹	L	79-94
Nov. 24	vs. Ohio ¹	L	77-79

Nov. 28	East Tennessee State	W	74-51
Dec. 1	vs. North Carolina ²	W	74-73
Dec. 14	at Charleston WV	W	109-81
Dec. 17	UT-Chattanooga ³	W	75-59
Dec. 18	#19 Auburn ³	L	60-75
Dec. 19	#16 Louisiana State ³	W	86-77
Dec. 29	at Clemson	L	90-101
Jan. 6	at Florida State*	L	77-85
Jan. 10	Tulane*	W	104-64
Jan. 12	Southern Miss.*	L	73-93
Jan. 16	at #15 Virginia	L	62-74
Jan. 18	at Mississippi State	W	72-66
Jan. 19	at Memphis*	L	72-77
Jan. 21	James Madison	W	73-62
Jan. 26	at Cincinnati*	L	79-90
Jan. 28	at Louisville*	W	79-74
Jan. 30	#02 Old Dominion	L	76-86
Feb. 2	South Carolina*	W	59-58
Feb. 7	Cincinnati*	W	86-74
Feb. 10	Louisville*	L	68-70
Feb. 12	at Marshall	W	85-74
Feb. 15	at Appalachian State	W	79-75
Feb. 21	at South Carolina*	L	72-76
Feb. 25	VCU	W	90-57
Feb. 27	Radford	W	71-64
Mar. 3	vs. Florida State ⁴	W	86-65
Mar. 4	vs. Memphis ⁴	L	85-93

1 - Tennessee Tech Classic - Cookeville, Tenn.
2 - in Salem, Va.
3 - Marriott-Converse Christmas Classic - Blacksburg, Va.
4 - Metro Tournament - Hattiesburg, Miss.

1985-86

Coach: Carol Alfano
Record: 13-15; Metro: 4-6

Nov. 23	Charlotte	W	92-65
Nov. 27	Clemson	L	76-77
Nov. 30	at #5 Old Dominion	W	73-72
Dec. 4	at #19 North Carolina	L	73-75
Dec. 10	vs. #7 Virginia ¹	L	58-87
Dec. 14	Marshall	W	91-71
Dec. 20	Delaware ²	W	74-61
Dec. 21	Charleston WV ²	W	84-68
Dec. 22	#10 Auburn ²	L	62-83
Jan. 4	Florida State*	W	73-68
Jan. 6	Memphis*	L	78-89
Jan. 11	at Southern Miss.*	W	89-79
Jan. 13	at Tulane*	(OT) L	77-89
Jan. 15	Appalachian State	W	90-74
Jan. 21	at East Tennessee State	L	56-74
Jan. 25	Louisville*	W	89-75
Jan. 27	Cincinnati*	W	81-71
Jan. 30	Randolph-Macon	W	76-64
Feb. 1	South Carolina*	L	

YEAR-BY-YEAR RESULTS

Feb. 9	Southern Miss.*	W	76-65
Feb. 14	at #3 Auburn	L	53-81
Feb. 16	at Mercer	W	117-84
Feb. 21	Cincinnati*	(OT) W	77-68
Feb. 23	Louisville*	W	78-73
Mar. 2	at VCU	L	74-85
Mar. 5	Florida State ⁵	W	68-67
Mar. 6	South Carolina ⁵	L	55-59

1 - Lady Sunshine Classic - Orlando, Fla.
 2 - Converse Christmas Classic - Blacksburg, Va.
 3 - Old Dominion Classic - Norfolk, Va.
 4 - Texaco/Wildcat Tournament - Villanova, Pa.
 5 - Metro Tournament - Blacksburg, Va.

1987-88

Coach: Carol Alfano
Record: 12-16; Metro: 4-8

Nov. 27	vs. Morehead State ¹	W	59-52
Nov. 28	at Appalachian State ¹	W	79-71
Dec. 5	Richmond	W	70-58
Dec. 8	#6 Virginia	L	57-74
Dec. 12	at George Washington	L	55-71
Dec. 18	at William & Mary	W	58-51
Dec. 29	vs. #7 Mississippi ²	L	57-60
Dec. 30	vs. Colgate ²	W	94-50
Jan. 2	VCU	W	75-74
Jan. 9	at Southern Miss.*	L	75-78
Jan. 11	at Memphis*	W	73-61
Jan. 16	Louisville*	W	68-67
Jan. 18	Cincinnati*	L	47-50
Jan. 20	Old Dominion	L	56-77
Jan. 23	at Charleston WV	W	67-65
Jan. 25	at #20 James Madison	L	39-79
Jan. 30	at Florida State*	L	59-61
Feb. 1	at South Carolina*	L	44-75
Feb. 4	Charlotte	L	55-69
Feb. 6	Southern Miss.*	L	68-79
Feb. 8	Memphis*	L	84-89
Feb. 10	at Radford	W	77-74
Feb. 13	at Cincinnati*	L	62-74
Feb. 15	at Louisville*	W	62-59
Feb. 20	Florida State*	W	97-81
Feb. 29	at Kentucky	L	79-80
Mar. 5	South Carolina*	L	69-73
Mar. 10	vs. Southern Miss. ³	L	60-73

1 - Appalachian State/Sheraton Classic - Boone, N.C.
 2 - St. Peter's Tournament - Jersey City, N.J.
 3 - Metro Tournament - Tallahassee, Fla.

1988-89

Coach: Carol Alfano
Record: 16-13; Metro: 7-5

Nov. 26	vs. Bradley ¹	W	75-57
Nov. 27	at Syracuse ¹	(OT) L	74-76
Nov. 29	at #10 Virginia	L	73-75
Dec. 4	George Washington	W	51-35
Dec. 10	James Madison	L	49-72
Dec. 17	at Old Dominion	L	63-68
Dec. 19	at VCU	(OT) L	76-88
Dec. 29	vs. Houston ²	L	69-80
Dec. 30	vs. Connecticut ²	W	65-63
Jan. 4	at Richmond	L	54-79
Jan. 9	Cincinnati*	W	52-49
Jan. 14	at Memphis*	W	75-62
Jan. 16	at Southern Miss.*	L	73-82
Jan. 21	Florida State*	W	68-67
Jan. 23	George Mason	W	67-49
Jan. 28	at Florida State*	L	66-69
Jan. 30	at South Carolina*	L	52-86
Feb. 4	at Louisville*	W	73-62
Feb. 6	at Cincinnati*	L	50-66
Feb. 11	Memphis*	W	74-55
Feb. 13	Southern Miss.*	L	64-72
Feb. 17	Charleston W. Va.	W	77-50
Feb. 19	Kentucky	W	75-66
Feb. 21	at Charlotte	W	78-57
Feb. 25	South Carolina*	W	63-59
Mar. 1	Radford	W	71-59
Mar. 4	Louisville*	W	65-57
Mar. 9	at Memphis ³	W	78-63
Mar. 10	vs. Southern Miss. ³	L	62-70

1 - Carrier Classic - Syracuse, N.Y.
 2 - Cardinal Classic - Stanford, Calif.
 3 - Metro Tournament - Memphis, Tenn.

1989-90

Coach: Carol Alfano
Record: 14-14; Metro: 8-6

Nov. 25	West Virginia State	W	93-40
Nov. 28	at #1 Tennessee	L	55-81

Dec. 1	vs. St. John's ¹	L	67-78
Dec. 2	vs. Ohio ¹	L	55-62
Dec. 6	at George Mason	L	54-69
Dec. 21	#23 Old Dominion	L	72-84
Dec. 29	vs. Boston College ²	W	74-65
Dec. 30	at Richmond ²	L	58-66
Jan. 3	#10 Virginia	L	77-79
Jan. 6	Florida State*	L	64-68
Jan. 8	Liberty	W	80-54
Jan. 13	at Memphis*	W	69-68
Jan. 15	at Southern Miss.*	L	63-85
Jan. 20	Tulane*	W	82-59
Jan. 23	VCU	W	64-52
Jan. 27	at Cincinnati*	W	56-42
Jan. 29	at Louisville*	W	65-54
Feb. 3	at Florida State*	L	52-69
Feb. 5	at South Carolina*	L	47-72
Feb. 10	Memphis*	W	77-59
Feb. 12	Southern Miss.*	L	53-62
Feb. 17	James Madison	(OT) W	53-50
Feb. 21	South Carolina*	L	59-67
Feb. 24	Cincinnati*	W	72-59
Feb. 26	Louisville*	W	81-62
Feb. 28	at Radford	W	66-54
Mar. 3	at Tulane*	W	70-53
Mar. 8	vs. Louisville ³	L	60-85

1 - Roger I. White Invitational - Evanston, Ill.
 2 - Dole Pineapple Classic - Richmond, Va.
 3 - Metro Tournament - Cincinnati, Ohio

1990-91

Coach: Carol Alfano
Record: 12-15; Metro: 8-6

Nov. 23	vs. Lamar ¹	L	54-71
Nov. 24	vs. Eastern Illinois ¹	L	66-70
Nov. 28	at #1 Virginia	L	44-93
Dec. 3	#6 Tennessee	L	54-64
Dec. 8	at Old Dominion	L	69-80
Dec. 20	West Virginia	L	80-84
Dec. 29	Towson State ²	W	92-61
Dec. 30	George Mason ²	L	56-57
Jan. 2	William & Mary	W	75-60
Jan. 5	at Memphis*	W	71-65
Jan. 7	Florida State*	L	64-78
Jan. 12	at Southern Miss.*	L	67-79
Jan. 14	at Tulane*	W	64-54
Jan. 19	South Carolina*	W	69-67
Jan. 21	James Madison	L	48-64
Jan. 26	at Cincinnati*	W	74-59
Jan. 28	at Louisville*	L	61-78
Feb. 2	Memphis*	W	77-73
Feb. 4	at Liberty	W	77-56
Feb. 7	Southern Miss.*	W	75-64
Feb. 11	Tulane*	W	67-41
Feb. 16	at South Carolina*	L	51-66
Feb. 18	at Florida State*	L	53-76
Feb. 21	Radford	W	87-49
Feb. 23	Cincinnati*	W	55-52
Feb. 27	at Louisville*	L	57-70
Mar. 4	vs. Southern Miss. ³	L	71-91

1 - Florida International - Miami, Fla.
 2 - Diamond Club Classic - Blacksburg, Va.
 3 - Metro Tournament - Louisville, Ky.

1991-92

Coach: Carol Alfano
Record: 10-18; Metro: 3-9

Nov. 27	at Air Force	W	75-70
Nov. 29	vs. #6 Vanderbilt ¹	L	63-78
Nov. 30	vs. Illinois ¹	L	66-68
Dec. 4	at East Tennessee State	W	93-86
Dec. 7	Old Dominion	L	55-71
Dec. 19	at North Carolina	L	62-76
Dec. 29	Akron ²	W	78-60
Dec. 30	UNC Greensboro ²	W	84-65
Jan. 4	at VCU*	L	66-74
Jan. 6	at William & Mary	W	62-42
Jan. 12	at Youngstown State	L	81-92
Jan. 18	Charlotte*	L	53-75
Jan. 20	South Florida*	W	74-59
Jan. 25	at Dayton	L	71-75
Jan. 27	at Louisville*	L	44-93
Feb. 1	at Tulane*	L	56-59
Feb. 3	at Southern Miss.*	L	55-86
Feb. 8	VCU*	L	57-59
Feb. 10	Dayton	W	71-55
Feb. 12	at Radford	L	72-75
Feb. 15	at South Florida*	W	67-64
Feb. 17	at James Madison	L	62-75
Feb. 24	Louisville*	L	56-75

1 - Pepperdine Tournament - Malibu, Calif.
 2 - Diamond Club Classic - Blacksburg, Va.
 3 - Metro Tournament - Louisville, Ky.

Feb. 29	Tulane*	L	43-63
Mar. 2	Southern Miss.*	W	64-62
Mar. 7	at Charlotte*	L	57-86
Mar. 11	vs. Charlotte ³	W	67-61
Mar. 12	vs. Southern Miss. ³	L	63-76

1 - Coors Classic - Boulder, Colo.
 2 - Diamond Club Classic - Blacksburg, Va.
 3 - Metro Tournament - Louisville, Ky.

1992-93

Coach: Carol Alfano
Record: 20-8; Metro: 8-4

Dec. 1	Wingate	W	58-43
Dec. 4	vs. East Carolina ¹	W	86-72
Dec. 5	at Duke ¹	L	63-85
Dec. 8	#6 Virginia	L	59-93
Dec. 19	at Old Dominion	W	76-63
Dec. 21	East Tennessee State	W	91-59
Dec. 29	Drexel ²	W	92-41
Dec. 30	Marshall ²	W	84-78
Jan. 2	Gardner-Webb	W	89-59
Jan. 6	at UNC Greensboro	L	54-63
Jan. 9	VCU*	W	70-67
Jan. 11	at Western Carolina	W	74-48
Jan. 16	Tulane*	W	80-57
Jan. 18	Southern Miss.*	W	85-70
Jan. 20	Radford	W	81-68
Jan. 25	at Louisville*	W	79-75
Jan. 30	at South Florida*	(OT) W	85-83
Feb. 1	at Charlotte*	L	44-81
Feb. 9	James Madison	W	81-60
Feb. 13	at Southern Miss.*	L	80-89
Feb. 15	at Tulane*	L	65-79
Feb. 20	South Florida*	W	82-62
Feb. 22	Louisville*	W	82-61
Feb. 25	at Morehead State	W	94-88
Mar. 1	at VCU*	L	69-71
Mar. 4	Charlotte*	W	76-70
Mar. 10	vs. South Florida ³	W	74-50
Mar. 11	at Louisville ³	L	73-92

1 - Duke Classic - Durham, N.C.
 2 - Diamond Club Classic - Blacksburg, Va.
 3 - Metro Tournament - Louisville, Ky.

1993-94

Coach: Carol Alfano
Record: 24-6; Metro: 9-3

Dec. 1	Western Carolina	W	102-43
Dec. 4	Ohio	W	75-60
Dec. 8	at #8 Virginia	L	66-78
Dec. 18	vs. Mississippi State ¹	W	76-61
Dec. 19	vs. Colorado State ¹	W	73-69
Dec. 29	Colgate ²	W	90-68
Dec. 30	Appalachian State ²	W	77-76
Jan. 2	at East Tennessee State	W	77-71
Jan. 6	Morehead State	W	86-52
Jan. 8	UT-Chattanooga	W	79-73
Jan. 10	South Florida*	W	72-59
Jan. 12	Bradley	W	76-52
Jan. 15	at Tulane*	L	64-75
Jan. 17	at Southern Miss.*	L	62-93
Jan. 20	at Tennessee	L	51-88
Jan. 25	at James Madison	W	74-60
Jan. 28	Louisville*	W	72-54
Feb. 1	at Radford	W	72-63
Feb. 3	Charlotte*	W	65-53
Feb. 8	at Louisville*	W	57-53
Feb. 12	VCU*	W	64-54
Feb. 19	at South Florida*	L	64-77
Feb. 22	at VCU*	W	65-49
Feb. 26	Tulane*	W	71-65
Feb. 28	#19 Southern Miss.*	W	60-50
Mar. 3	at Charlotte*	W	60-37
Mar. 8	vs. VCU ³	W	61-46
Mar. 9	vs. Charlotte ³	W	63-55
Mar. 10	vs. #19 Southern Miss. ³	W	83-76
Mar. 16	Auburn ⁴	L	51-60

1 - Pepperdine Tournament - Malibu, Calif.
 2 - Diamond Club Classic - Blacksburg, Va.
 3 - Metro Tournament - Louisville, Ky.
 4 - NCAA Tournament - Blacksburg, Va.

1994-95

Coach: Carol Alfano
Record: 22-9; Metro: 10-2

Nov. 15	at Maryland ¹	W	68-53
Nov. 17	at SW Missouri State ²	L	45-61
Nov. 28	at Ohio	(OT) L	66-67
Dec. 1	Radford	W	72-42
Dec. 3	at UT-Chattanooga	W	64-45

1 - Woodlands Plaza Classic - Flagstaff, Ariz.
 2 - Diamond Club Classic - Blacksburg, Va.
 3 - Atlantic 10 Tournament - Blacksburg, Va.

Dec. 6	Winthrop	W	65-45
Dec. 19	vs. Michigan State ³	W	63-61
Dec. 20	vs. Oklahoma State ³	W	83-77
Dec. 21	vs. Texas Tech ³	L	47-68
Dec. 29	Furman ⁴	W	73-61
Dec. 30	#4 North Carolina ⁴	L	52-57
Jan. 2	at William & Mary	W	72-53
Jan. 6	at Louisville*	W	56-54
Jan. 8	at VCU*	W	54-51
Jan. 13	#9 Virginia	W	69-62
Jan. 15	South Florida*	W	72-52
Jan. 20	Charlotte*	W	68-55
Jan. 23	James Madison	W	68-54
Jan. 27	at Tulane*	L	62-72
Jan. 29	at Southern Miss.*	L	66-75
Feb. 3	at Charlotte*	W	63-54
Feb. 10	Southern Miss.*	W	64-63
Feb. 12	Tulane*	W	77-65
Feb. 17	VCU*	W	81-63
Feb. 19	at South Florida*	W	85-69
Feb. 22	#2 Tennessee	L	33-66
Feb. 26	Louisville*	W	68-60
Mar. 1	at West Virginia	W	82-66
Mar. 9	vs. Southern Miss. ⁵	L	66-67
Mar. 16	vs. St. Joseph's ⁵	W	62-52
Mar. 18	at #1 Connecticut ⁵	L	45-91

1 - Preseason WNIT - College Park, Md.
 2 - Preseason WNIT - Springfield, Mo.
 3 - San Juan Shootout - San Juan, P.R.
 4 - Diamond Club Classic - Blacksburg, Va.
 5 - Metro Tournament - Louisville, Ky.

6 - NCAA Tournament - Storrs, Conn.

1995-96

Coach: Carol Alfano
Record: 11-17; Atlantic 10: 8-8

Nov. 24	at Stetson	L	77-83
Nov. 29	at Radford	L	64-81
Dec. 6	at #5 Virginia	L	38-80
Dec. 9	VCU	L	54-57
Dec. 19	at Northern Arizona ¹	L	50-80
Dec. 20	vs. Florida ¹	L	48-65
Dec. 29	Hampton ²	W	84-66
Dec. 30	Campbell ²	W	70-59
Jan. 3	at Fordham*	W	75-59
Jan. 11	at James Madison	L	58-75
Jan. 13	at George Washington*	L	58-79
Jan. 18			

YEAR-BY-YEAR RESULTS

Jan. 29	Massachusetts*	L	52-54
Feb. 1	at Rhode Island*	L	58-69
Feb. 3	Fordham*	W	63-61
Feb. 6	#8 Virginia	L	41-90
Feb. 9	at St. Bonaventure*	L	63-75
Feb. 13	Dayton*	W	84-65
Feb. 15	Xavier*	L	54-65
Feb. 17	at VCU	L	60-65
Feb. 20	Duquesne*	W	70-62
Feb. 22	La Salle*	L	54-67
Feb. 25	vs. St. Bonaventure ³	W	83-78
Feb. 27	vs. La Salle ⁴	L	66-81

1 - Hawaiian Airlines Wahine Classic - Honolulu, Hawaii
 2 - Diamond Club Classic - Blacksburg, Va.
 3 - Atlantic 10 Tournament - St. Bonaventure, N.Y.
 4 - Atlantic 10 Tournament - Philadelphia, Pa.

1997-98

Coach: Bonnie Henriksen
Record: 22-10; Atlantic 10: 11-5

Nov. 21	East Carolina	W	68-39
Nov. 25	at #12 Virginia	L	49-64
Nov. 28	vs. St. Mary's ¹	W	68-59
Nov. 29	vs. Villanova ¹	L	46-55
Dec. 2	Appalachian State	W	65-49
Dec. 4	at UNC Greensboro	W	88-74
Dec. 10	at Radford	W	84-67
Dec. 21	at James Madison	L	70-77
Dec. 29	UMBC	W	89-36
Dec. 30	Siena	L	64-69
Jan. 2	Rhode Island*	W	84-60
Jan. 4	Massachusetts*	L	56-58
Jan. 8	at Xavier*	L	74-83
Jan. 10	at Dayton*	W	75-64
Jan. 13	La Salle*	W	65-57
Jan. 17	at George Washington*	W	64-57
Jan. 24	St. Bonaventure*	W	84-73
Jan. 27	at Duquesne*	L	86-99
Jan. 29	George Washington*	W	67-55
Feb. 1	at La Salle*	W	67-55
Feb. 5	Dayton*	W	68-66
Feb. 9	Xavier*	L	68-69
Feb. 12	at St. Joseph's*	L	43-58
Feb. 14	at Temple*	W	69-51
Feb. 19	Duquesne*	W	79-78
Feb. 21	at Fordham*	W	59-44
Feb. 24	Fordham ²	W	79-40
Feb. 26	vs. St. Joseph's ³	W	67-62
Mar. 1	vs. George Washington ⁴	W	73-72
Mar. 2	vs. Massachusetts ⁴ (OT)	W	66-64
Mar. 14	vs. #24 Wisconsin ⁵	W	75-64
Mar. 16	vs. #12 Florida ⁵	L	57-89

1 - St. Mary's Thanksgiving Tipoff Classic - Moraga, Calif.
 2 - Atlantic 10 Tournament - Blacksburg, Va.
 3 - Atlantic 10 Tournament - Philadelphia, Pa.
 4 - Atlantic 10 Tournament - Amherst, Mass.
 5 - NCAA Tournament - Gainesville, Fla.

1998-99

Coach: Bonnie Henriksen
Record: 28-3; Atlantic 10: 15-1

Nov. 13	at Liberty	W	69-55
Nov. 15	at Duke	W	72-70
Nov. 22	Radford	W	86-52
Nov. 24	James Madison	W	72-54
Nov. 30	#18 Virginia	W	81-65
Dec. 3	at Appalachian State	W	69-60
Dec. 9	East Carolina	W	77-45
Dec. 12	Duquesne*	W	67-60
Dec. 21	George Mason	W	66-57
Dec. 28	Akron ¹	W	80-59
Dec. 29	Mississippi State ¹	W	73-52
Jan. 2	Fordham*	W	78-61
Jan. 4	Dayton*	W	76-59
Jan. 8	at Duquesne*	W	80-69
Jan. 10	George Washington*	W	74-65
Jan. 15	at St. Bonaventure*	W	87-64
Jan. 22	St. Joseph's*	W	65-56
Jan. 24	Temple*	W	89-69
Jan. 29	at Xavier*	L	67-71
Jan. 31	at Dayton*	W	68-60
Feb. 5	Xavier*	W	61-60
Feb. 7	La Salle*	W	70-57
Feb. 12	at Massachusetts*	W	67-51
Feb. 14	at Rhode Island*	W	64-62
Feb. 18	at La Salle*	W	70-57
Feb. 21	George Washington*	W	66-64
Feb. 27	vs. Dayton ² (3 OT)	W	73-72
Feb. 28	vs. Xavier ²	L	79-86
Mar. 13	vs. Saint Peter's ³	W	73-48

Mar. 15	vs. Auburn ³	W	76-61
Mar. 20	vs. #2 Tennessee ⁴	L	52-68

1 - Diamond Club Classic - Blacksburg, Va.
 2 - Atlantic 10 Tournament - Philadelphia, Pa.
 3 - NCAA Tournament - Blacksburg, Va.
 4 - NCAA Tournament - Greensboro, N.C.

1999-00

Coach: Bonnie Henriksen
Record: 20-11; Atlantic 10: 12-6

Nov. 15	Liberty	W	60-45
Nov. 17	#5 Georgia ¹	L	60-65
Nov. 26	vs. Southern Utah ²	W	63-55
Nov. 27	at #14 Oregon ²	L	53-73
Nov. 30	Appalachian State	W	75-55
Dec. 2	at James Madison	W	66-50
Dec. 5	Duquesne*	W	78-42
Dec. 8	#18 Duke	L	61-70
Dec. 20	at Virginia	L	62-67
Dec. 29	Hampton ³	W	93-61
Dec. 30	Charlotte ³	W	72-61
Jan. 2	at Radford	W	66-42
Jan. 6	Rhode Island*	W	81-38
Jan. 9	George Washington*	L	64-76
Jan. 16	at La Salle*	W	76-57
Jan. 21	at Temple*	W	59-54
Jan. 23	at St. Joseph's*	W	62-53
Jan. 28	Dayton*	L	65-69
Jan. 30	Xavier*	L	60-64
Feb. 2	at George Washington*	L	58-73
Feb. 6	at Fordham*	W	75-52
Feb. 10	at Xavier*	L	46-68
Feb. 13	Massachusetts*	W	66-45
Feb. 17	St. Bonaventure*	W	73-56
Feb. 20	at Duquesne*	W	68-56
Feb. 24	La Salle*	W	64-57
Feb. 27	at Dayton*	W	68-63
Mar. 3	vs. Rhode Island* ⁴	W	68-37
Mar. 4	vs. Massachusetts* ⁴	L	54-58
Mar. 16	Georgia State ⁵	W	80-56
Mar. 18	Maryland ⁵ (OT)	L	60-68

1 - Preseason WNIT - Blacksburg, Va.
 2 - Pepsi Shootout - Eugene, Ore.
 3 - Virginia Lottery-Hokie Hardwood Classic - Blacksburg, Va.
 4 - Atlantic 10 Tournament - Philadelphia, Pa.
 5 - WNIT - Blacksburg, Va.

2000-01

Coach: Bonnie Henriksen
Record: 22-9; BIG EAST: 11-5

Nov. 17	Liberty	W	72-51
Nov. 21	James Madison	W	78-60
Nov. 25	vs. Michigan State ¹	W	50-36
Nov. 26	at Florida State ¹	L	57-77
Nov. 30	#17 Virginia	W	57-56
Dec. 2	at Richmond	W	77-74
Dec. 6	at #7 Rutgers*	L	53-61
Dec. 9	Radford	W	71-45
Dec. 18	at Clemson	L	59-80
Dec. 21	at Old Dominion	W	69-57
Dec. 28	UNC Asheville ²	W	85-47
Dec. 29	Maine ²	W	79-68
Jan. 3	#3 Notre Dame*	L	64-75
Jan. 7	Miami*	W	64-51
Jan. 13	at #3 Notre Dame*	L	55-75
Jan. 17	at Boston College*	W	64-52
Jan. 20	Georgetown*	W	79-50
Jan. 23	Villanova*	W	65-59
Jan. 31	at Syracuse*	W	48-46
Feb. 3	Providence*	W	65-54
Feb. 7	#3 Connecticut*	L	38-90
Feb. 11	Pittsburgh*	W	86-50
Feb. 14	at West Virginia*	W	92-53
Feb. 18	Boston College*	(OT) L	59-65
Feb. 21	Providence*	W	71-64
Feb. 24	at Seton Hall*	W	52-46
Feb. 27	at St. John's*	W	62-54
Mar. 4	vs. #21 Villanova ³	W	73-67
Mar. 5	vs. #1 Notre Dame ³	L	49-67
Mar. 16	vs. Denver ⁴	W	77-57
Mar. 18	vs. #12 Texas Tech ⁴	L	52-73

1 - Tallahassee Democrat Classic - Tallahassee, Fla.
 2 - Lady Luck Classic - Blacksburg, Va.
 3 - BIG EAST Tournament - Storrs, Conn.
 4 - NCAA Tournament - Lubbock, Texas

2001-02

Coach: Bonnie Henriksen
Record: 21-11; BIG EAST: 9-7

Nov. 15	Richmond	W	76-62
Nov. 19	#16 Old Dominion	W	68-62
Nov. 24	vs. N.W. State ¹	W	71-46
Nov. 25	at #19 LSU	L	65-66
Nov. 29	at #19 Villanova*	L	58-60
Dec. 5	at Pittsburgh*	W	83-64
Dec. 8	at Liberty	W	56-40
Dec. 12	at Radford	W	80-46
Dec. 21	at James Madison	W	70-47
Dec. 28	Gardner-Webb ²	W	76-39
Dec. 29	Hampton ²	W	83-43
Jan. 3	Clemson	W	68-58
Jan. 5	Syracuse*	W	62-56
Jan. 9	Boston College*	W	73-52
Jan. 12	at Georgetown*	W	71-64
Jan. 16	West Virginia*	W	67-62
Jan. 19	St. John's*	W	69-50
Jan. 23	at Syracuse*	L	59-75
Jan. 26	at Notre Dame*	L	57-64
Jan. 29	#1 Connecticut*	L	50-59
Feb. 5	Miami*	W	72-60
Feb. 10	at #1 Connecticut*	L	42-77
Feb. 13	at Providence*	L	61-67
Feb. 17	Seton Hall*	W	74-52
Feb. 20	at Miami*	L	53-55
Feb. 23	at Villanova*	L	64-76
Feb. 26	Rutgers*	W	70-63
Mar. 2	at Rutgers ³	L	43-44
Mar. 13	UNC Greensboro ⁴	W	51-45
Mar. 16	George Washington ⁴	W	68-52
Mar. 20	Vermont ⁴	W	76-48
Mar. 23	vs. Houston ⁴ (2OT)	L	72-77

1 - Crayfish Classic - Baton Rouge, La.
 2 - Lady Luck Classic - Blacksburg, Va.
 3 - BIG EAST Tournament - Piscataway, N.J.
 4 - WNIT - Blacksburg, Va.

2002-03

Coach: Bonnie Henriksen
Record: 22-10; BIG EAST: 10-6

Nov. 22	UNC Greensboro	W	54-46
Nov. 29	at Fla. International ¹	L	70-79
Nov. 30	vs. Washington State ¹	W	72-50
Dec. 3	Virginia	W	72-56
Dec. 7	James Madison	(OT) W	77-73
Dec. 11	at Maryland	W	60-57
Dec. 14	at Liberty	W	53-50
Dec. 21	at Old Dominion	L	49-63
Dec. 28	UT Martin ²	W	87-55
Dec. 29	Duquesne ²	W	66-52
Dec. 31	Radford	W	78-56
Jan. 4	Syracuse*	W	73-63
Jan. 7	at Villanova*	L	60-62
Jan. 12	at #2 Connecticut*	L	57-69
Jan. 15	Pittsburgh*	W	61-53
Jan. 18	at West Virginia*	W	55-48
Jan. 22	Rutgers*	(OT) W	66-64
Jan. 28	at Miami*	(OT) L	66-67
Feb. 1	Providence*	W	80-56
Feb. 4	at Seton Hall*	W	55-46
Feb. 9	Notre Dame*	W	53-50
Feb. 12	Georgetown*	W	78-46
Feb. 16	at #22 Boston College*	L	47-65
Feb. 22	#20 Villanova*	L	61-71
Feb. 26	at #23 Rutgers*	L	43-67
Mar. 1	West Virginia*	W	76-64
Mar. 4	at St. John's*	W	69-53
Mar. 8	vs. West Virginia ³	W	66-60
Mar. 9	vs. Boston College ³ (OT)	W	74-70
Mar. 10	vs. #1 Connecticut ³	L	54-71
Mar. 22	vs. Georgia Tech ⁴	W	61-59
Mar. 24	vs. #10 Purdue ⁴	L	62-80

1 - FIU Thanksgiving Classic - Miami, Fla.
 2 - Lady Luck Classic - Blacksburg, Va.
 3 - BIG EAST Tournament - Piscataway, N.J.
 4 - NCAA Tournament - West Lafayette, Ind.

2003-04

Coach: Bonnie Henriksen
Record: 23-8; BIG EAST: 10-6

Nov. 21	Miami (Ohio)	W	77-60
Nov. 23	at #24 Virginia	W	63-62
Nov. 28	vs. Iowa State ¹	W	67-57
Nov. 29	vs. Mississippi State ¹	W	63-56
Dec. 3	Old Dominion	W	79-72
Dec. 7	at Alabama	W	68-51
Dec. 13	Maryland	W	63-43
Dec. 21	at James Madison	W	60-53
Dec. 28	Furman ²	W	83-70
Dec. 29	Wake Forest ²	W	70-59

Jan. 2	Liberty	W	52-45
Jan. 4	Providence*	W	64-34
Jan. 7	at Rutgers*	L	43-56
Jan. 10	at Notre Dame*	L	40-53
Jan. 14	#19 Villanova*	W	63-50
Jan. 17	at Georgetown*	L	50-70
Jan. 21	at Pittsburgh*	W	67-57
Jan. 24	#24 Boston College*	W	80-64
Jan. 27	#4 Connecticut*	L	50-68
Jan. 31	at Syracuse*	W	75-60
Feb. 3	Seton Hall*	W	64-40
Feb. 10	at West Virginia*	L	66-69
Feb. 14	Miami*	L	56-65
Feb. 18	at Seton Hall*	W	48-42
Feb. 21	at Providence*	W	77-56
Feb. 28	Pittsburgh*	W	85-55
Mar. 2	St. John's*	W	69-38
Mar. 6	vs. Georgetown ³	W	56-47
Mar. 7	vs. #4 Connecticut ³	L	34-48
Mar. 21	Iowa ⁴	W	89-76
Mar. 23	#5 Penn State ⁴	L	48-61

1 - Virgin Islands Paradise Jam - St. Thomas, V.I.
 2 - Lady Luck Classic - Blacksburg, Va.
 3 - BIG EAST Championships - Hartford, Conn.
 4 - NCAA Championships - Blacksburg, Va.

2004-05

Coach: Beth Dunkenberger
Record: 17-12; Atlantic Coast: 6-8

Nov. 19	vs. Valparaiso ¹	W	64-57
Nov. 20	at #14 Minnesota ¹	L	56-70
Nov. 23	at James Madison	W	80-67
Nov. 27	at Old Dominion	L	56-87
Dec. 4	Alabama	W	72-59
Dec. 7	at Liberty	W	66-55
Dec. 12	St. Francis (Pa.)	W	77-62
Dec. 18	vs. Western Michigan ²	W	72-57
Dec. 19	vs. #12 Texas Tech ² (OT)	W	71-70
Dec. 28	Southern Miss. ³	W	105-40
Dec. 30	Davidson ³	W	87-62
Jan. 2	#17 Maryland*	W	77-67
Jan. 6	Fordham	W	80-67
Jan. 9	at #2 Duke*	L	67-88
Jan. 17	N.C. State*	(OT) L	75-76
Jan. 20	at Clemson*	W	81-66
Jan. 24	#21 Florida State*	(2 OT) L	78-81
Jan. 28	at Virginia*	L	67-70
Jan. 31	Wake Forest*	W	74-64
Feb. 2	Richmond	W	79-63
Feb. 6	at Miami*	L	67-78
Feb. 11	at #8 North Carolina*	L	6

YEAR-BY-YEAR RESULTS

Feb. 17	#3 North Carolina*	L	75-84
Feb. 19	at Georgia Tech*	W	70-54
Feb. 22	at #1 Duke*	L	51-93
Feb. 26	Wake Forest*	W	76-42
Mar. 2	vs. Wake Forest*	W	73-60
Mar. 3	vs. #2 Duke*	L	56-69
Mar. 19	vs. Missouri ⁵	W	82-51
Mar. 21	vs. #8 Connecticut ⁵	L	56-79

- 1 - SMU Tournament - Dallas, Texas
- 2 - Caribbean Classic - Cancun, Mexico
- 3 - Lady Luck Classic - Blacksburg, Va.
- 4 - ACC Championships - Greensboro, N.C.
- 5 - NCAA Championships - University Park, Pa.

2006-07

Coach: Beth Dunkenberger
Record: 19-15; Atlantic Coast: 6-8

Nov. 10	Radford	L	60-67
Nov. 12	vs. Howard ¹	W	97-78
Nov. 13	vs. West Virginia ¹	W	60-56
Nov. 14	at #10 LSU ¹	L	40-70
Nov. 18	Delaware State	W	66-50
Nov. 24	vs. Iowa State ²	L	69-75
Nov. 25	vs. Tennessee Tech ²	W	87-52
Nov. 28	William & Mary	L	41-64
Dec. 2	Charlotte	W	80-68
Dec. 5	at Liberty	W	55-52
Dec. 18	East Tennessee State	W	78-64
Dec. 21	at UAB	L	59-70
Dec. 28	Winston-Salem State ³	W	43-33
Dec. 29	Detroit ³	W	71-57
Jan. 2	Wake Forest*	W	74-54
Jan. 4	at #2 North Carolina*	L	68-102
Jan. 7	#3 Duke*	L	54-86
Jan. 10	vs. UNC Greensboro	W	56-45
Jan. 15	Florida State*	L	60-70
Jan. 18	at Wake Forest*	W	74-34
Jan. 22	at Virginia*	W	60-58
Jan. 25	Miami*	W	78-71
Jan. 29	at #1 Duke*	L	65-75
Feb. 3	Morehead State	W	77-64
Feb. 5	Georgia Tech*	W	73-68
Feb. 8	at #6 Maryland*	L	58-68
Feb. 11	at Clemson*	L	69-73
Feb. 15	Virginia*	L	76-79
Feb. 18	NC State*	L	63-68
Feb. 23	at Boston College*	W	67-52
Mar. 1	vs. Boston College ⁴ (OT)	W	60-54
Mar. 2	vs. #4 North Carolina ⁴	L	60-90
Mar. 17	Western Carolina ⁵	W	74-64
Mar. 22	Auburn ⁵	L	73-81

- 1 - Basketball Travelers Classic - Baton Rouge, La.
- 2 - Pepperdine Thanksgiving Tournament - Malibu, Calif.
- 3 - Lady Luck Classic - Blacksburg, Va.
- 4 - ACC Championships - Greensboro, N.C.
- 5 - WNIT - Blacksburg, Va.

2007-08

Coach: Beth Dunkenberger
Record: 15-15; Atlantic Coast: 2-12

Nov. 11	High Point	W	103-64
Nov. 14	Winston-Salem State	W	67-43
Nov. 19	Liberty	W	73-68
Nov. 23	vs. USC1	L	64-65
Nov. 24	vs. Prairie View A&M ¹	W	74-66
Nov. 27	Wofford	W	75-60
Nov. 30	Minnesota ²	W	68-62
Dec. 2	UAB	W	77-71
Dec. 5	NC A&T	W	85-56
Dec. 16	at Charlotte	L	55-76
Dec. 20	vs. Texas-San Antonio ³	W	84-59
Dec. 21	vs. Robert Morris ³	W	76-67
Dec. 29	Furman ⁴	W	82-49
Dec. 30	East Carolina ⁴	W	72-46
Jan. 3	Boston College*	L	53-63
Jan. 6	at Florida State*	L	63-67
Jan. 10	#3 North Carolina*	L	59-79
Jan. 13	at Virginia*	L	59-70
Jan. 17	Clemson*	L	73-84
Jan. 20	Dartmouth (OT)	W	80-73
Jan. 25	at NC State*	L	50-60
Feb. 1	at #9 Duke*	L	50-85
Feb. 4	#4 Maryland* (OT)	L	71-74
Feb. 7	at Wake Forest*	L	50-67
Feb. 11	at Miami* (OT)	W	81-73
Feb. 17	Virginia*	L	53-62
Feb. 22	#12 Duke*	L	60-72
Feb. 29	at Georgia Tech*	L	43-76
Mar. 2	Wake Forest*	W	61-56

Mar. 6	vs. Boston College ⁵	L	47-57
--------	---------------------------------	---	-------

1 - Junkanoo Jam - Freeport, Grand Bahamas
2 - Big Ten/ACC Challenge - Blacksburg, Va.
3 - Tulane DoubleTree Classic - New Orleans, La.
4 - Hokie Hardwood Classic - Blacksburg, Va.
5 - ACC Championships - Greensboro, N.C.

2008-09

Coach: Beth Dunkenberger
Record: 12-18; Atlantic Coast: 2-12

Nov. 14	UNC Greensboro	W	59-53
Nov. 18	Radford	W	78-54
Nov. 20	North Carolina Central	W	81-45
Nov. 23	at George Mason	W	69-52
Nov. 28	vs. St. Joseph's ¹	W	66-63
Nov. 29	at #17 Vanderbilt ¹	L	43-72
Dec. 4	at Wisconsin ²	L	52-61
Dec. 14	James Madison (OT)	W	72-70
Dec. 19	vs. IUPUI ³	L	52-64
Dec. 20	vs. SMU ³	L	56-63
Dec. 29	Lafayette ⁴	W	66-44
Dec. 30	Liberty ⁴	L	43-45
Jan. 5	Presbyterian	W	64-31
Jan. 8	Florida State*	L	63-67
Jan. 11	at Boston College*	L	62-73
Jan. 16	#4 Duke*	L	52-57
Jan. 18	at #12 Maryland*	L	79-96
Jan. 21	#16 Virginia*	L	69-75
Jan. 25	Longwood	W	73-57
Jan. 28	at Clemson*	W	65-61
Feb. 1	NC State*	L	46-57
Feb. 2	USC Upstate (OT)	W	68-62
Feb. 5	at #8 North Carolina*	L	77-93
Feb. 8	at #17 Virginia*	L	61-69
Feb. 12	Miami*	L	56-59
Feb. 15	at Wake Forest*	L	44-66
Feb. 19	at #7 Duke*	L	46-62
Feb. 22	Wake Forest*	W	79-55
Feb. 26	Georgia Tech* (OT)	L	68-73
Mar. 5	vs. #24 Virginia ⁵	L	57-66

1 - Vanderbilt Thanksgiving Tour. - Nashville, Tenn.
2 - ACC/Big Ten Challenge - Madison, Wisc.
3 - South Padre Is. Shootout - South Padre Is., Texas
4 - Hokie Hardwood Classic - Blacksburg, Va.
5 - ACC Championships - Greensboro, N.C.

2009-10

Coach: Beth Dunkenberger
Record: 15-15 Atlantic Coast: 4-10

Nov. 13	Longwood	W	77-55
Nov. 16	at VCU	L	58-72
Nov. 19	George Mason	W	70-41
Nov. 22	at James Madison	L	59-66
Nov. 25	at Radford	W	78-51
Nov. 28	Elon	W	82-46
Dec. 3	Michigan ¹	L	51-71
Dec. 6	North Carolina Central	W	85-44
Dec. 9	Mount St. Mary's	W	44-42
Dec. 19	vs. UAB ² (OT)	W	68-66
Dec. 20	at St. John's ²	L	62-75
Dec. 29	NJIT ³	W	67-51
Dec. 30	Charlotte ³	W	56-54
Jan. 3	UMBC	W	74-44
Jan. 7	at Wake Forest*	L	63-66
Jan. 14	#10 North Carolina*	W	79-64
Jan. 18	#25 Virginia*	L	56-70
Jan. 21	at #6 Duke*	L	38-69
Jan. 24	at Miami*	W	73-69
Jan. 28	Maryland*	L	44-60
Jan. 31	at #25 Georgia Tech*	L	47-61
Feb. 5	Wake Forest*	L	51-58
Feb. 7	at NC State*	L	57-70
Feb. 11	Savannah State	W	68-41
Feb. 14	#8 Duke*	L	53-65
Feb. 18	at #10 Florida State*	L	68-78
Feb. 21	Boston College*	W	69-64
Feb. 25	Clemson*	W	70-69
Feb. 28	at #18 Virginia*	L	45-55
Mar. 4	vs. Boston College ⁴	L	57-66

1 - Big Ten/ACC Challenge - Blacksburg, Va.
2 - St. John's-Chartwells Holiday Classic - Queens, N.Y.
3 - Hilton Garden Classic - Blacksburg, Va.
4 - ACC Championships - Greensboro, N.C.

2010-11

Coach: Beth Dunkenberger
Record: 11-19 Atlantic Coast: 1-13

Nov. 12	Presbyterian	W	59-52
Nov. 14	Wofford	W	93-53
Nov. 18	Elon	W	73-66

Nov. 21	VCU	(OT) W	63-61
Nov. 25	vs. Florida Gulf Coast ¹	L	65-73
Nov. 26	vs. #20 Iowa ¹	L	43-72
Dec. 2	at Minnesota ²	L	58-63
Dec. 5	Winthrop	W	53-48
Dec. 11	Robert Morris	L	52-66
Dec. 18	at William & Mary (OT)	W	94-78
Dec. 21	Radford	W	68-54
Dec. 29	Alcorn State ³	W	87-44
Dec. 30	Vanderbilt ³	W	74-68
Jan. 2	at Charlotte	L	58-60
Jan. 7	#24 Florida State*	L	48-79
Jan. 9	Miami*	L	56-69
Jan. 13	at Wake Forest*	L	54-62
Jan. 16	#3 Duke*	L	43-57
Jan. 23	at Virginia*	L	37-72
Jan. 27	#25 Georgia Tech*	L	57-78
Jan. 30	at #15 North Carolina*	L	51-76
Feb. 3	at Boston College*	L	71-76
Feb. 6	Wake Forest*	L	56-60
Feb. 10	Longwood	W	62-54
Feb. 14	at Clemson*	W	68-56
Feb. 17	NC State*	L	66-81
Feb. 20	at #7 Duke*	L	40-90
Feb. 24	at #15 Maryland*	L	48-61
Feb. 27	Virginia* (OT)	L	71-73
Mar. 3	vs. Georgia Tech ⁴	L	58-81

1 - Caribbean Challenge - Cancun, Mexico
2 - Big Ten/ACC Challenge - Blacksburg, Va.
3 - Hilton Garden Hokie Classic - Blacksburg, Va.
4 - ACC Championships - Greensboro, N.C.

2011-12

Coach: Dennis Wolff
Record: 7-23 Atlantic Coast: 3-13

Nov. 11	at Old Dominion	W	77-65
Nov. 16	Charlotte (OT)	L	65-71
Nov. 19	at George Washington	W	55-48
Nov. 21	William & Mary	L	59-78
Nov. 25	at St. Mary's ¹	L	47-60
Nov. 26	vs. Minnesota ¹	L	64-65
Nov. 30	at Iowa ²	L	47-58
Dec. 6	at Penn State	L	28-65
Dec. 11	N.C. Central	W	70-52
Dec. 18	at UCF	L	32-41
Dec. 21	at Florida Gulf Coast	L	41-69
Dec. 28	Cincinnati ³	L	55-66
Dec. 29	UMBC ³	W	57-52
Jan. 2	at Clemson*	W	55-33
Jan. 5	at Boston College*	W	38-35
Jan. 8	Florida State*	L	40-75
Jan. 12	at Virginia*	L	39-52
Jan. 15	#7 Duke*	L	34-61
Jan. 19	#24 North Carolina*	L	37-56
Jan. 23	at #10 Miami*	L	48-79
Jan. 26	at #8 Maryland*	W	75-69
Jan. 29	N.C. State*	L	53-65
Feb. 3	Clemson* (OT)	L	51-55
Feb. 5	at Florida State*	L	60-78
Feb. 13	Boston College*	L	60-64
Feb. 15	at #5 Duke*	L	45-67
Feb. 19	Virginia*	L	40-66
Feb. 23	#17 Georgia Tech*	L	66-76
Feb. 26	at Wake Forest*	L	39-68
Mar. 1	vs. Wake Forest ⁴	L	74-80

1 - SMC Concord Hilton Tournament - Moraga, Calif.
2 - Big Ten/ACC Challenge - Iowa City, Iowa
3 - Hilton Garden Hokie Classic - Blacksburg, Va.
4 - ACC Championships - Greensboro, N.C.

2012-13

Coach: Dennis Wolff
Record: 10-20 Atlantic Coast: 4-14

Nov. 9	Old Dominion	L	35-55
Nov. 14	Appalachian State	W	71-68
Nov. 18	at Michigan State	L	29-57
Nov. 25	George Washington	W	50-31
Nov. 28	Wisconsin ¹	W	47-38
Dec. 1	Longwood	W	73-58
Dec. 5	at Richmond	L	51-65
Dec. 12	#11 Penn State	L	41-60
Dec. 16	Florida Gulf Coast	L	56-63
Dec. 22	Wake Forest*	W	73-52
Dec. 28	North Carolina A&T	W	58-39
Dec. 30	Hampton	W	55-45
Jan. 3	at Virginia*	L	48-52
Jan. 6	at #15 North Carolina*	L	45-48
Jan. 10	Boston College*	L	46-53
Jan. 13	#10 Maryland*	L	45-74
Jan. 16	at #4 Duke*	L	26-58

Jan. 24	at NC State*	L	39-58
Jan. 27	at #22 Florida State*	L	56-70
Jan. 31	Clemson*	L	37-47
Feb. 3	at Miami*	L	42-68
Feb. 8	at Georgia Tech*	W	63-61
Feb. 10	Virginia*	L	47-50
Feb. 14	#5 Duke*	L	33-77
Feb. 17	at Clemson*	L	46-51
Feb. 22	#16 North Carolina*	L	50-72
Feb. 24	#19 Florida State*	W	71-52
Feb. 28	at Wake Forest*	W	62-52
Mar. 3	Miami*	L	46-64
Mar. 7	Miami ²	L	39-45

1 - Big Ten/ACC Challenge - Blacksburg, Va.
2 - ACC Championships - Greensboro, N.C.

2013-14

Coach: Dennis Wolff
Record: 14-16 Atlantic Coast: 4-12

Nov. 9	Howard	W	84-32
Nov. 11	at Old Dominion	W	73-61
Nov. 14	Florida	W	71-59
Nov. 17	Bucknell	W	87-49
Nov. 23	at Hofstra (OT)	W	77-72
Nov. 27	Richmond	L	56-64
Nov. 30	Presbyterian	W	55-33
Dec. 4	at Indiana ¹	L	65-71
Dec. 7	Michigan State	W	72-66
Dec. 15	USC Upstate	W	65-61
Dec. 21	at Radford	W	82-33
Dec. 29	Robert Morris	W	70-64
Jan. 1	at Hampton	L	60-70
Jan. 5	at Boston College*	L	63-70
Jan. 9	Virginia*	L	60-67
Jan. 12	Miami*	L	62-64
Jan. 19	#3 Duke*	L	70-74
Jan. 23	Georgia Tech*	L	52-73
Jan. 26	at #24 Florida State*	L	54-70
Jan. 30	at #2 Notre Dame*	L	48-74
Feb. 2	Boston College*	(OT) W	70-63
Feb. 6	at Syracuse*	L	48-73
Feb. 9	NC State*	(OT) L	71-72
Feb. 13	at Wake Forest*	L	64-65
Feb. 16	at Virginia*	L	64-80
Feb. 20	Pittsburgh*	W	69-62
Feb. 24	at #11 North Carolina*	W	50-47
Feb. 27	Clemson*	W	74-48
Mar. 2	at #9 Maryland*	L	48-87
Mar. 5	vs. Clemson ²	L	56-69

1 - Big Ten/ACC Challenge - Bloomington, Ind.
2 - ACC Championships - Greensboro, N.C.

2014-15

Coach: Dennis Wolff
Record: 12-20 Atlantic Coast: 1-15

Nov. 14	at George Mason	L	69-77
Nov. 16	Maryland Eastern Shore	W	63-41
Nov. 18	Norfolk State	W	60-49
Nov. 23	at Providence	W	72-69
Nov. 25			

ALL-TIME SERIES RESULTS

Air Force

Virginia Tech leads 1-0
H: 0-0 | A: 0-1 | N: 0-0

11/27/91	W, 78-70	A
----------	----------	---

Akron

Virginia Tech leads series 2-0
H: 2-0 | A: 0-0 | N: 0-0

12/21/91	W, 78-60	H
12/28/98	W, 80-59	H

Alabama

Virginia Tech leads series 2-0
H: 1-0 | A: 1-0 | N: 0-0

12/7/03	W, 68-51	A
12/4/04	W, 72-59	H

Alcorn State

Virginia Tech leads series 1-0
H: 1-0 | A: 0-0 | N: 0-0

12/29/10	W, 87-44	H
----------	----------	---

American

Series tied 1-1
H: 0-1 | A: 0-1 | N: 0-0

2/2/79	L, 72-73	H
12/4/81	W, 92-57	A

Appalachian State

Virginia Tech leads series 12-2
H: 8-0 | A: 4-2 | N: 0-0

11/17/79	W, 78-55	H
2/19/81	L, 58-64	A
1/6/82	W, 64-57	H
1/17/83	W, 92-79	A
1/7/84	W, 95-76	H
2/15/85	W, 79-75	A
1/15/86	W, 90-74	H
11/28/87	W, 79-71	A
12/30/93	W, 77-76	H
1/8/97	L, 58-67	A
12/2/97	W, 65-49	H
12/3/98	W, 69-60	A
11/30/99	W, 75-55	H
11/14/12	W, 71-68	H

Auburn

Auburn leads series 1-5
H: 0-4 | A: 0-1 | N: 0-0

12/18/84	L, 60-75	H ¹
12/22/85	L, 62-83	H ¹
2/14/87	L, 53-81	A
3/16/94	L, 51-60	H ²
3/15/99	W, 76-61	H ²
3/22/07	L, 73-81	H ²

1 - Marriott-Converse Christmas Classic (Blacksburg, Va.)
2 - NCAA Tournament (Blacksburg, Va.)
3 - WNIT (Blacksburg, Va.)

Boston College

Series tied 11-11
H: 5-4 | A: 3-5 | N: 3-2

12/29/89	W, 74-65	N ¹
1/17/01	W, 64-52	A
2/18/01	L, 59-65 OT	H
1/9/02	L, 73-52	H
2/16/03	L, 47-65	A
3/9/03	W, 74-70 OT	N ²
1/24/04	W, 80-64	H
1/8/06	W, 67-62	H
2/23/07	W, 67-52	A
3/1/07	W, 60-54 OT	N ³
1/3/08	L, 53-63	H
3/6/08	L, 47-57	N ³
1/11/09	L, 62-73	A
2/21/10	W, 69-64	H
3/4/10	L, 57-66	N ³
2/3/11	L, 71-76	A
1/5/12	W, 38-35	A
2/13/12	L, 60-64	H
1/10/13	L, 46-53	H
1/5/14	L, 63-70	A
2/2/14	W, 70-63 OT	H
3/1/15	L, 47-49	A

1 - Dole Pineapple Classic (Richmond, Va.)
2 - BIG EAST Tournament (Piscataway, N.J.)
3 - ACC Tournament (Greensboro, N.C.)

Bradley

Virginia Tech leads series 2-0
H: 1-0 | A: 0-0 | N: 1-0

11/26/88	W, 75-57	N ¹
1/12/94	W, 76-52	H

1 - Carrier Classic (Syracuse, N.Y.)

Bridgewater

Virginia Tech leads series 2-1
H: 0-1 | A: 2-0 | N: 0-0

12/14/76	W, 59-55	A
12/7/77	L, 65-77	H
12/6/78	W, 70-58	A

Bucknell

Virginia Tech leads series 1-0
H: 1-0 | A: 0-0 | N: 0-0

11/17/13	W, 87-49	H
----------	----------	---

Campbell

Virginia Tech leads series 1-0
H: 0-0 | A: 0-0 | N: 1-0

12/30/95	W, 70-59	H ¹
----------	----------	----------------

1 - Diamond Club Classic (Blacksburg, Va.)

Carson Newman

Virginia Tech leads series 1-0
H: 0-0 | A: 0-0 | N: 1-0

12/19/80	W, 71-56	N ¹
----------	----------	----------------

1 - ETSU Christmas Tournament (Johnson City, Tenn.)

Charleston (W.Va.)

Virginia Tech leads series 9-3
H: 1-0 | A: 1-0 | N: 0-0

1/16/78	L, 78-81	H
11/29/78	L, 69-82	A
2/11/80	W, 66-59	H
2/14/81	L, 58-60	A
12/19/81	W, 88-74	H
12/18/82	W, 81-64	A
11/26/83	W, 101-85	H
12/14/84	W, 109-81	A
12/21/85	W, 84-68	H ¹
12/5/86	W, 76-52	H ¹
1/23/88	W, 67-65	A
2/17/89	W, 77-50	H

1 - Converse Christmas Classic (Blacksburg, Va.)

Charlotte

Virginia Tech leads series 13-11
H: 7-5 | A: 4-6 | N: 2-0

1/13/79	L, 65-67	H
1/26/80	L, 61-66	H
1/14/81	L, 67-69	A
2/8/83	W, 66-60	A
11/23/85	W, 92-65	H
2/24/86	L, 62-71	A
2/4/88	L, 55-69	H
2/21/89	W, 78-57	A
1/18/92	L, 53-75	H
3/7/92	L, 57-86	A
3/11/92	W, 67-61	N ¹
2/1/93	L, 44-81	A
3/4/93	W, 76-70	H
2/3/94	W, 65-53	H
3/3/94	W, 60-37	A
3/9/94	W, 63-55	N ¹
1/20/95	W, 68-55	H
2/3/95	W, 63-54	A
12/30/99	W, 72-61	H ²
12/2/06	W, 80-69	H
12/16/07	L, 55-76	A
12/30/09	W, 56-54	H ³
1/2/11	L, 58-60	A
11/16/11	L, 65-71 OT	H

1 - Metro Conference Tournament (Louisville, Ky.)
2 - Virginia Lottery-Hokie Hardwood Classic (Blacksburg, Va.)
3 - Hilton Garden Classic (Blacksburg, Va.)

Chattanooga

Virginia Tech leads series 3-0
H: 2-0 | A: 1-0 | N: 1-0

12/17/84	W, 75-59	H ¹
1/8/94	W, 79-73	H
12/3/94	W, 64-45	A

1 - Marriott-Converse Christmas Classic (Blacksburg, Va.)

Cincinnati

Virginia Tech leads series 12-11
H: 8-3 | A: 4-7 | N: 0-1

12/19/79	L, 58-66	N ¹
2/24/80	L, 53-54	H
1/17/81	L, 58-78	A
1/31/82	L, 81-86	A
1/29/83	W, 86-63	H
2/11/83	L, 58-81	A
1/28/84	W, 92-86	A
2/10/84	W, 105-93	H
1/26/85	L, 79-90	A
2/7/85	W, 86-74	H
1/27/86	W, 81-71	H
2/8/86	L, 68-86	A
1/24/87	W, 85-55	A
2/21/87	W, 77-68 OT	H
1/18/88	L, 47-50	H
2/13/88	L, 62-74	A
1/9/89	W, 52-49	H
2/6/89	L, 50-66	A
1/27/90	W, 56-42	A
2/24/90	W, 72-59	H
1/26/91	W, 74-59	A
2/23/91	W, 55-52	H
12/28/11	L, 55-66	H ²

1 - Metro Conference Tournament (Tallahassee, Fla.)
2 - Hilton Garden Inn Hokie Classic (Blacksburg, Va.)

Clemson

Clemson leads series 10-8
H: 4-4 | A: 4-5 | N: 0-1

12/29/84	L, 90-101	A
11/27/85	L, 76-77	H
12/18/00	L, 59-80	A
1/3/02	W, 68-58	H
1/20/05	W, 81-66	A
2/9/06	W, 82-70	H
2/11/07	L, 69-73	A
1/17/08	L, 73-84	H
1/28/09	W, 65-61	A
2/25/10	W, 70-69	A
2/14/11	W, 68-56	A
1/2/12	W, 55-33	A
2/3/12	L, 51-55 OT	H
2/31/13	L, 37-47	H
2/17/13	L, 46-51	A
2/27/14	W, 74-48	H
3/5/14	L, 56-69	N ¹
1/2/15	L, 54-63	A

1 - ACC Tournament (Greensboro, N.C.)

Colgate

Virginia Tech leads series 2-0
H: 1-0 | A: 0-0 | N: 1-0

12/30/87	W, 94-50	N ¹
12/29/93	W, 90-68	H ²

1 - St. Peter's Tournament (Jersey City, N.J.)
2 - Diamond Club Classic (Blacksburg, Va.)

Colorado State

Virginia Tech leads series 1-0
H: 0-0 | A: 0-0 | N: 1-0

12/19/93	W, 73-69	N ¹
----------	----------	----------------

1 - Pepperdine Tournament (Malibu, Calif.)

Connecticut

UConn leads series 1-10
H: 0-3 | A: 0-3 | N: 1-4

11/29/86	L, 69-71	N ¹
12/30/88	W, 65-63	N ²
3/18/95	L, 45-91	A ³
2/7/01	L, 38-90	H
1/29/02	L, 50-59	H
2/10/02	L, 42-77	A
1/12/03	L, 57-69	A
3/10/03	L, 54-71	N ⁴
1/27/04	L, 50-68	H
3/7/04	L, 34-48	N ⁵
3/21/06	L, 56079	N ⁶

1 - Lady Sunshine Classic (Orlando, Fla.)
2 - Cardinal Classic (Stanford, Calif.)
3 - NCAA Tournament (Storrs, Conn.)
4 - BIG EAST Tournament (Piscataway, N.J.)
5 - BIG EAST Championships (Hartford, Conn.)
6 - NCAA Championships (University Park, Pa.)

Cornell

Virginia Tech leads series 1-0
H: 1-0 | A: 0-0 | N: 0-0

12/29/96	W, 73-50	H ¹
----------	----------	----------------

1 - Diamond Club Classic (Blacksburg, Va.)

Dartmouth

Virginia Tech leads series 1-0
H: 1-0 | A: 0-0 | N: 0-0

1/20/08	W, 80-73 OT	H
---------	-------------	---

Davidson

Virginia Tech leads series 1-0
H: 1-0 | A: 0-0 | N: 0-0

12/30/04	W, 87-62	H ¹
----------	----------	----------------

1 - Lady Luck Classic (Blacksburg, Va.)

Dayton

Virginia Tech leads series 11-2
H: 5-1 | A: 5-1 | N: 1-0

1/25/92	L, 71-75	A
2/10/92	W, 71-55	H
2/15/96	W, 66-59	A
2/24/96	W, 79-59	H
1/18/97	W, 103-98 2OT	A
2/13/97	W, 84-65	H
1/10/98	W, 76-64	A
2/5/98	W, 68-66	H
1/4/99	W, 76-59	H
1/31/99	W, 68-60	A
2/27/99	W, 73-72 3OT	N ¹
2/28/00	L, 65-69	H
2/27/00	W, 68-63	H

1 - Atlantic 10 Conference Tournament (Philadelphia, Pa.)

Delaware

Virginia Tech leads series 2-0
H: 1-0 | A: 0-0 | N: 1-0

12/5/80	W, 75-54	N ¹
1/26/85	W, 74-61	H ²

1 - George Washington Tournament (Washington, D.C.)
2 - Marriott-Converse Christmas Classic (Blacksburg, Va.)

Delaware State

Virginia Tech leads series 1-0
H: 1-0 | A: 0-0 | N: 0-0

11/18/06	W, 66-50	H
----------	----------	---

Denver

Virginia Tech leads series 2-0
H: 0-0 | A: 0-0 | N: 2-0

3/16/01	W, 77-57	N ¹
11/25/05	W, 56-40	N ²

1 - NCAA Tournament (Lubbock, Texas)
2 - Southern Methodist Tournament (Dallas, Texas)

DePaul

Series tied 1-1
H: 0-0 | A: 0-0 | N: 1-1

12/29/81	W, 62-61	N ¹
3/20/05	L, 78-79	N ²

1 - Queens College Tournament (Flushing, N.Y.)
2 - NCAA Championships (College Park, Md.)

Detroit

Series Tied 1-1
H: 1-0 | A: 0-1 | N: 0-1

12/28/81	L, 47-65	N ¹
12/29/06	W, 71-57	H ²

1 - Queens College Tournament (Flushing, N.Y.)
2 - Lady Luck Classic (Blacksburg, Va.)

Drexel

Virginia Tech leads series 1-0
H: 1-0 | A: 0-0 | N: 0-0

12/29/92	W, 92-41	H ¹
----------	----------	----------------

1 - Diamond Club Classic (Blacksburg, Va.)

Duke

Duke leads series 23-2
H: 1-10 | A: 1-12 | N: 0-1

1/24/81	W, 65-55	H
12/11/81	L, 58-71	A
12/5/92	L, 63-85	A ¹
11/17/98	W, 72-70	A
12/8/99	L, 61-70	H
1/9/05	L, 67-88	A
2/6/06	L, 62-73	H
2/22/06	L, 51-93	A
3/3/06	L, 56-69	N ²
1/7/07	L, 54-86	H
1/29/07	L, 65-75	H
2/1/08	L, 50-85	A
2/22/08	L, 60-72	H
1/16/09	L, 52-5	

Fordham

Virginia Tech leads series 8-0
H: 5-0 | A: 3-0 | N: 0-0
1/3/96 W, 75-59 A
3/1/96 W, 70-78 2OT H
2/3/97 W, 63-61 H
2/21/98 W, 59-44 A
2/24/98 W, 79-40 H
1/2/99 W, 78-61 H
2/6/00 W, 75-52 A
1/6/05 W, 80-67 H

Furman

Virginia Tech leads series 3-0
H: 3-0 | A: 0-0 | N: 0-0
12/29/94 W, 73-61 H
12/28/03 W, 83-70 H
12/29/07 W, 82-49 H
1 - Diamond Club Classic (Blacksburg, Va.)
2 - Lady Luck Classic (Blacksburg, Va.)
3 - Virginia Tech Classic (Blacksburg, Va.)

Gardner-Webb

Virginia Tech leads series 2-0
H: 2-0 | A: 0-0 | N: 0-0
1/2/93 W, 89-59 H
12/28/01 W, 76-39 H
1 - Lady Luck Classic (Blacksburg, Va.)

George Mason

Virginia Tech leads series 5-3
H: 2-1 | A: 3-2 | N: 0-0
12/13/86 W, 80-64 A
12/13/89 W, 67-49 H
12/6/89 L, 54-69 A
12/30/90 L, 56-57 H
12/21/98 W, 66-57 A
11/23/08 W, 69-52 A
11/19/09 W, 70-41 H
11/14/14 L, 69-77 A
1 - Diamond Club Classic (Blacksburg, Va.)

George Washington

Virginia Tech leads series 11-10
H: 5-4 | A: 4-6 | N: 2-0
12/19/77 W, 65-57 N
1/26/79 L, 65-76 A
1/4/80 L, 53-57 H
12/6/80 L, 54-57 A
12/5/81 W, 73-54 A
12/12/87 L, 55-71 A
12/4/88 W, 51-35 H
1/13/96 L, 58-79 H
2/27/96 L, 60-64 OT A
1/6/97 L, 57-83 H
1/21/97 L, 44-82 A
1/17/98 W, 64-57 A
1/29/98 W, 67-55 H
3/1/98 W, 73-72 N
1/10/99 W, 74-65 A
2/21/99 W, 66-64 H
1/9/00 L, 64-76 H
2/2/00 L, 58-73 A
3/16/02 W, 68-52 H
11/19/11 W, 55-48 A
11/25/12 W, 50-31 H
1 - VCU Christmas Tournament (Richmond, Va.)
2 - George Washington Tournament (Washington, D.C.)
3 - Belaire Classic (Washington, D.C.)
4 - Atlantic 10 Conference Tournament (Amherst, Mass.)
5 - WNIT (Blacksburg, Va.)

Georgetown

Virginia Tech leads series 4-2
H: 2-0 | A: 1-2 | N: 1-0
2/9/79 L, 57-62 A
1/20/01 W, 79-50 H
1/12/02 W, 71-64 A
2/12/03 W, 78-46 H
1/17/04 L, 50-70 A
3/6/04 W, 56-47 N
1 - BIG EAST Championships (Hartford, Conn.)

Georgia

UGA leads series 3-0
H: 0-1 | A: 0-0 | N: 0-2
12/29/80 L, 50-65 N
12/27/86 L, 56-80 N
11/17/99 L, 60-65 H
1 - Texaco/Wildcat Tournament (Willanova, Pa.)
2 - Preseason WNIT (Blacksburg, Va.)

Georgia Southern

Virginia Tech leads series 1-0
H: 1-0 | A: 0-0 | N: 0-0
12/20/83 W, 84-61 H
1 - Marriott-Converse Christmas Classic (Blacksburg, Va.)

Georgia State

Virginia Tech leads series 1-0
H: 1-0 | A: 0-0 | N: 0-0
3/16/00 W, 80-56 H
1 - WNIT (Blacksburg, Va.)

Georgia Tech

Georgia Tech leads series 8-5
H: 2-4 | A: 2-4 | N: 1-0
3/22/03 W, 61-59 N
2/16/05 W, 73-48 H
2/19/06 W, 70-54 A
2/5/07 W, 73-68 H
2/29/08 L, 43-76 H
2/26/09 L, 68-73 OT A
1/31/10 L, 47-61 A
1/27/11 L, 57-78 H
3/3/11 L, 58-81 N
2/23/12 L, 66-76 H
2/8/13 W, 63-61 A
1/23/14 L, 52-73 H
2/1/15 L, 71-79 A
1 - NCAA Tournament (West Lafayette, Ind.)
2 - ACC Tournament (Greensboro, N.C.)

Hampton

Virginia Tech leads series 4-1
H: 4-0 | A: 0-1 | N: 0-0
12/29/95 W, 84-66 H
12/29/99 W, 93-61 H
12/29/01 W, 83-43 H
12/30/12 W, 55-45 H
1/1/14 L, 60-70 A
1 - Diamond Club Classic (Blacksburg, Va.)
2 - Virginia Lottery-Hokie Hardwood Classic (Blacksburg, Va.)
3 - Lady Luck Classic (Blacksburg, Va.)

High Point

Virginia Tech leads series 2-0
H: 2-0 | A: 0-0 | N: 0-0
1/4/06 W, 91-52 H
11/11/07 W, 103-64 H

Hofstra

Virginia Tech leads series 2-0
H: 1-0 | A: 1-0 | N: 0-0
11/23/13 W, 77-72 OT A
12/30/14 W, 60-43 H

Houston

Houston leads series 2-1
H: 0-1 | A: 0-0 | N: 1-1
12/29/88 L, 69-80 N
12/1/96 W, 69-66 N
3/23/02 L, 72-77 2OT H
1 - Cardinal Classic (Stanford, Calif.)
2 - Hawaiian Airlines Wahine Classic (Honolulu, Hawaii)
3 - WNIT (Blacksburg, Va.)

Howard

Virginia Tech leads series 4-0
H: 2-0 | A: 1-0 | N: 1-0
12/11/82 W, 78-54 H
12/10/83 W, 89-65 A
11/12/06 W, 97-78 N
11/9/13 W, 84-32 H
1 - Basketball Travelers Classic (Baton Rouge, La.)

Illinois

Illinois leads series 1-0
H: 0-0 | A: 0-0 | N: 0-1
11/30/91 L, 66-68 N
1 - Coors Classic (Boulder, Colo.)

Indiana

Indiana leads series 1-0
H: 0-0 | A: 1-0 | N: 0-0
12/4/13 L, 65-71 A

Iona

Virginia Tech leads series 1-0
H: 1-0 | A: 0-0 | N: 0-0
1/3/97 W, 50-49 H

Iowa

Iowa leads series 1-2
H: 1-0 | A: 0-1 | N: 0-1
3/21/04 W, 89-76 H
11/26/10 L, 43-72 N
11/30/11 L, 47-58 A
1 - NCAA Championships (Blacksburg, Va.)
2 - Caribbean Challenge (Cancun, Mexico)
3 - Big Ten/ACC Challenge (Iowa City, Iowa)

Iowa State

Series tied 1-1
H: 0-0 | A: 0-0 | N: 1-1
11/28/03 W, 67-57 N
11/24/06 L, 69-75 N
1 - Virgin Islands Paradise Jam (St. Thomas, VI.)
2 - Pepperdine Tournament (Malibu, Calif.)

IUPUI

IUPUI leads series 1-0
H: 0-0 | A: 0-0 | N: 0-1
12/19/08 L, 52-64 N
1 - South Padre Island Shootout (South Padre Island, Texas)

James Madison

Virginia Tech leads series 22-13
H: 13-4 | A: 9-8 | N: 0-1
2/19/77 W, 56-46 H
3/3/77 L, 37-47 N
2/16/78 L, 47-65 A
1/30/79 W, 57-49 H
3/1/79 L, 64-66 H
2/29/80 W, 62-55 A
1/28/81 W, 66-58 H
3/3/81 W, 71-65 A
2/10/82 W, 85-74 A
2/16/83 L, 59-72 H
2/21/84 L, 68-72 H
1/21/85 W, 73-62 A
2/5/86 L, 59-81 H
1/15/87 W, 63-61 H
1/25/88 L, 39-79 A
12/10/88 L, 49-72 H
2/17/90 W, 53-50 OT A
1/21/91 L, 48-64 H
2/17/92 L, 62-75 A
2/9/93 W, 81-60 H
1/25/94 W, 74-60 A
1/23/95 W, 68-54 H
1/11/96 L, 58-75 A
12/5/96 L, 54-56 H
12/21/97 L, 70-77 A
11/24/98 W, 72-54 H
12/2/99 W, 66-50 A
11/21/00 W, 78-60 H
12/21/01 W, 70-47 H
12/7/02 W, 77-73 OT H
12/21/03 W, 60-53 A
11/23/04 W, 80-67 H
11/20/05 W, 86-71 H
12/14/08 W, 72-70 OT H
11/22/09 L, 59-66 A
1 - Virginia State Tournament (Norfolk, Va.)
2 - Virginia State Tournament (Blacksburg, Va.)
3 - Virginia State Tournament (Harrisonburg, Va.)

Kentucky

Series tied 1-1
H: 1-0 | A: 0-1 | N: 0-0
2/29/88 L, 79-80 A
2/19/89 W, 75-66 H

LaSalle

Virginia Tech leads series 7-4
H: 4-1 | A: 3-3 | N: 0-0
2/25/96 W, 70-65 H
2/1/96 L, 53-77 A
1/23/97 L, 40-69 A
2/22/97 L, 54-67 H
2/27/97 L, 66-81 A
1/13/98 W, 65-57 H
2/1/98 W, 67-55 A
2/7/99 W, 62-35 H
2/18/99 W, 70-57 A
1/16/00 W, 76-57 A
2/24/00 W, 64-57 H
1 - Atlantic 10 Conference Tournament (Philadelphia, Pa.)

Lafayette

Virginia Tech leads series 1-0
H: 1-0 | A: 0-0 | N: 0-0
12/29/08 W, 66-44 H
1 - Hokie Hardwood Classic (Blacksburg, Va.)

Lamar

Lamar leads series 1-0
H: 0-0 | A: 0-0 | N: 0-1
11/23/90 L, 54-71 N
1 - Florida International Tournament (Miami, Fla.)

Lenoir-Rhyne

LRU leads series 1-0
H: 0-1 | A: 0-0 | N: 0-0
2/1/79 L, 73-87 H
1 - Virginia Tech Invitational (Blacksburg, Va.)

Liberty

Virginia Tech leads series 14-1
H: 7-1 | A: 7-0 | N: 1-0
2/16/82 W, 77-44 A
2/28/83 W, 78-74 H
1/8/90 W, 80-54 H
2/4/91 W, 77-56 A
11/13/98 W, 69-55 A
11/15/99 W, 60-45 H
11/17/00 W, 72-51 H
12/8/01 W, 56-40 A
12/14/02 W, 53-50 A
1/2/04 W, 52-45 H
12/7/04 W, 66-55 A
12/10/05 W, 70-60 H
12/5/06 W, 55-52 A
11/19/06 W, 73-68 H
12/30/08 L, 43-45 H
1 - Hokie Hardwood Classic (Blacksburg, Va.)

Longwood

Virginia Tech leads series 9-1
H: 8-0 | A: 1-1 | N: 0-0
1/25/77 W, 58-47 H
2/7/78 L, 59-68 A

W, 81-55 H
2/15/80 W, 75-58 A
12/28/05 W, 89-70 H
1/25/09 W, 73-57 H
11/13/09 W, 77-55 H
2/10/11 W, 62-54 H
12/1/12 W, 73-58 H
12/6/14 W, 74-42 H
1 - Lady Luck Classic (Blacksburg, Va.)

Louisville

Virginia Tech leads series 17-16
H: 10-6 | A: 7-7 | N: 0-3
1/10/81 L, 72-89 H
2/5/81 L, 64-81 N
1/22/82 L, 68-72 H
1/31/83 W, 68-61 H
2/13/83 L, 54-63 H
1/30/84 L, 72-81 A
2/6/84 W, 93-61 H
3/6/84 L, 60-63 N
1/28/85 W, 79-74 A
2/10/85 L, 68-70 H
1/25/86 W, 89-75 H
2/10/86 L, 76-91 A
1/26/87 L, 66-71 A
2/23/87 W, 78-73 H
1/16/88 W, 68-67 H
2/15/88 W, 62-59 A
2/4/89 W, 73-62 A
3/4/89 W, 65-57 H
1/29/90 W, 65-54 A
2/26/90 W, 81-62 H
3/8/90 L, 60-85 N
1/28/91 L, 61-78 A
2/27/91 L, 57-70 H
1/27/92 L, 44-93 H
2/24/92 L, 56-76 A
1/25/93 W, 79-75 A
2/22/93 W, 82-61 H
3/11/93 L, 73-92 A
1/28/94 W, 72-54 H
2/7/94 W, 57-53 A
1/6/95 W, 56-54 A
2/26/95 W, 68-60 H
2/19/15 L, 49-69 H
1 - Metro Conference Tournament (New Orleans, La.)
2 - Metro Conference Tournament (Cincinnati, Ohio)
3 - Metro Conference Tournament (Louisville, Ky.)

Loyola (Md.)

Virginia Tech leads series 1-0
H: 1-0 | A: 0-0 | N: 0-0
12/30/96 W, 58-55 H
1 - Diamond Club Classic (Blacksburg, Va.)

LSU

LSU leads series 1-2
H: 1-0 | A: 0-2 | N: 0-0
12/19/84 W, 86-77 H
11/25/01 L, 65-66 A
11/14/06 L, 40-70 A
1 - Marriott-Converse Christmas Classic (Blacksburg, Va.)
2 - Crawfish Classic (Baton Rouge, La.)
3 - Basketball Travelers Classic (Baton Rouge, La.)

Maine

Virginia Tech leads series 1-0
H: 1-0 | A: 0-0 | N: 0-0
12/29/00 W, 79-68 H
1 - Lady Luck Classic (Blacksburg, Va.)

Marshall

Virginia Tech leads series 8-1
H: 5-0 | A: 3-1 | N: 0-0
11/28/78 L, 67-70 A
1/10/89 W, 70-57 H
2/16/81 W, 79-61 A
1/18/82 W, 71-52 H
11/29/82 W, 73-69 H
12/17/83 W, 76-64 A
2/12/85 W, 85-74 H
12/14/85 W, 91-71 H
12/30/92 W, 84-78 H
1 - Diamond Club Classic (Blacksburg, Va.)

Maryland

Maryland leads series 9-6
H: 2-5 | A: 4-4 | N: 0-0
11/15/94 W, 68-53 A
3/18/00 L, 60-68 OT H
12/11/02 W, 60-57 H
12/13/03 W, 63-43 H
1/2/05 W, 77-67 H
2/24/05 W, 87-79 A
1/23/06 L, 62-68 H
2/8/07 L, 59-78 A
2/4/08 L, 71-74 OT H
1/18/09 L, 79-96 A
1/28/10 L, 44-60 H
2/24/11 L, 48-61 A
1/26/12 W, 75-69 A
1/13/13 L, 45-74 H
3/2/14 L, 48-87 A
1 - Preseason WNIT (College Park, Md.)
2 - WNIT (Blacksburg, Va.)

Maryland Eastern Shore

Virginia Tech leads series 1-0
H: 1-0 | A: 0-0 | N: 0-0
11/16/14 W, 63-41 H

Memphis

Memphis leads series 11-8
H: 3-5 | A: 5-4 | N: 0-2
2/3/82 L, 68-77 H
2/26/82 L, 59-83 A
1/22/83 L, 60-78 A
3/6/83 L, 64-72 N
1/21/84 L, 62-74 H
1/19/85 L, 72-77 A
3/4/85 L, 85-93 N
1/6/86 L, 78-89 H
1/10/87 L, 59-84 A
2/7/87 L, 81-82 H
1/11/88 W, 73-61 A
2/8/88 L, 84-89 H
1/14/89 W, 75-62 A
2/11/89 W, 74-55 H
3/9/89 W, 78-63 A
1/13/90 W, 69-68 A
2/10/90 W, 77-59 H
1/5/91 W, 71-65 A
2/2/91 W, 77-73 H
1 - Metro Conference Tournament (Memphis, Tenn.)
2 - Metro Conference Tournament (Louisville, Ky.)
3 - Metro Conference Tournament (Hattiesburg, Miss.)

Mercer

Virginia Tech leads series 2-0
H: 1-0 | A: 1-0 | N: 0-0
2/22/86 W, 98-67 H
2/16/87 W, 117-84 A

Miami

Miami leads series 14-6
H: 4-6 | A: 2-7 | N: 0-1
1/7/01 W, 64-51 H
2/5/02 W, 72-60 H
2/20/02 L, 53-55 A
1/28/03 L, 66-67 OT A
2/14/04 L, 56-65 H
2/6/05 L, 67-78 H
2/27/05 W, 90-45 H
1/29/06 L, 62-77 A
1/25/07 W, 81-71 H
2/11/08 W, 73-81 OT A
2/12/09 L, 56-59 H
1/24/10 W, 73-69 A
1/9/11 L, 56-69 H
1/23/12 L, 48-79 A
2/3/13 L, 42-68 A
3/3/13 L, 46-64 A
3/7/13 L, 39-45 N
1/12/14 L, 62-64 A
1/11/15 L, 45-62 H
2/5/15 L, 39-42 A
1 - ACC Tournament (Greensboro, N.C.)

Miami (Ohio)

Virginia Tech leads series 1-0
H: 1-0 | A: 0-0 | N: 0-0
11/21/03 W, 77-60 H

Michigan

Michigan leads series 2-0
H: 0-1 | A: 0-0 | N: 0-1
11/29/96 L, 63-79 N
12/3/09 L, 51-71 H
1 - Hawaiian Airlines Wahine Classic (Honolulu, Hawaii)
2 - Big Ten/ACC Challenge (Blacksburg, Va.)

Michigan State

Virginia Tech leads series 3-1
H: 1-0 | A: 0-1 | N: 2-0
12/19/94 W, 63-61 N
11/25/00 W, 50-36 N
11/18/12 L, 29-57 A
12/7/13 W, 72-66 H
1 - San Juan Shootout (San Juan, PR)
2 - Tallahassee Democrat Classic (Tallahassee, Fla.)

Minnesota

Minnesota leads series 3-1
H: 1-0 | A: 0-2 | N: 0-1
11/20/04 L, 56-70 A
11/30/07 W, 68-62 H
12/2/10 L, 58-63 A
11/26/11 L, 64-65 N
1 - Subway Basketball Classic (Minneapolis, Minn.)
2 - Big Ten/ACC Challenge (Blacksburg, Va.)
3 - ACC/Big Ten Challenge (Minneapolis, Minn.)
4 - SMC Concord Hilton Tournament (Moraga, Calif.)

Mississippi

Ole Miss leads series 2-0
H: 0-0 | A: 0-0 | N: 0-2
11/28/86 L, 59-78 N
12/29/87 L, 57-60 N
1 - Lady Sunshine Classic (Orlando, Fla.)
2 - St. Peter's Tournament (Jersey City, N.J.)

ALL-TIME SERIES RESULTS

Mississippi State

Virginia Tech leads series 4-1
H: 1-1 | A: 0-0 | N: 2-0

12/21/83	L, 87-89	H ¹
1/18/85	W, 72-66	A
12/18/93	W, 76-61	N ²
12/29/98	W, 73-52	H ³
11/29/03	W, 63-56	N ⁴

1 - Marriott-Converse Classic (Blacksburg, Va.)
 2 - Peppertine Tournament (Malibu, Calif.)
 3 - Diamond Club Classic (Blacksburg, Va.)
 4 - Virgin Islands Paradise Jam (St. Thomas, VI.)

Missouri

Virginia Tech leads series 1-0
H: 0-0 | A: 0-0 | N: 1-0

3/19/06	W, 82-51	N ¹
---------	----------	----------------

1 - NCAA Championships (University Park, Pa.)

Missouri State

MSU leads series 1-0
H: 0-0 | A: 0-1 | N: 0-0

11/17/94	L, 45-61	A ¹
----------	----------	----------------

1 - Preseason WNIT (Springfield, Mo.)

Morehead State

Virginia Tech leads series 6-0
H: 3-0 | A: 2-0 | N: 1-0

2/19/83	W, 61-60	H
1/16/84	W, 75-62	A
1/12/87	W, 59-52	N ¹
2/25/93	W, 94-88	A
1/6/94	W, 86-52	H
2/3/07	W, 77-64	H

1 - Appalachian State/Sheraton Classic (Boone, N.C.)

Mount St. Mary's

Virginia Tech leads series 1-0
H: 1-0 | A: 0-0 | N: 0-0

12/9/09	W, 44-42	H
---------	----------	---

N.C. State

NC State leads series 15-1
H: 0-7 | A: 0-7 | N: 1-1

11/24/80	L, 68-94	A
1/25/82	L, 47-48	H
12/6/82	L, 63-79	A
12/31/83	L, 63-64	A
N1		
1/17/05	L, 75-76 OT	H
1/2/06	L, 44-65	A
2/18/07	L, 63-68	H
1/25/08	L, 50-60	A
2/1/09	L, 46-57	H
2/7/10	L, 57-70	A
2/17/11	L, 65-81	H
1/29/12	L, 53-65	H
1/24/13	L, 39-58	A
2/9/14	L, 71-72 OT	A
1/8/15	L, 59-73	H
3/4/15	W, 57-56	N ²

1 - Dogwood Classic (Fayetteville, N.C.)
 2 - ACC Tournament (Greensboro, N.C.)

NJIT

Virginia Tech leads series 1-0
H: 1-0 | A: 0-0 | N: 0-0

12/29/09	W, 67-51	H ¹
----------	----------	----------------

1 - Hilton Garden Inn Classic (Blacksburg, Va.)

Norfolk State

Virginia Tech leads series 5-3
H: 4-1 | A: 1-2 | N: 0-0

1/15/77	L, 55-58	H
3/4/77	L, 49-56	A ¹
1/21/78	L, 68-86	A
1/12/79	W, 83-62	H
3/3/79	W, 70-53	H ²
1/18/80	W, 65-61	A
1/12/81	W, 73-37	H
11/18/14	W, 60-49	H

1 - Virginia State Tournament (Norfolk, Va.)
 2 - Virginia State Tournament (Blacksburg, Va.)

North Carolina

UNC leads series 17-4
H: 2-6 | A: 1-9 | N: 1-2

11/28/79	L, 73-82	A
2/13/82	W, 76-74	H
2/21/83	L, 83-100	A
12/30/83	L, 52-74	N ¹
12/1/84	W, 74-73	N ²
12/4/85	L, 73-75	A
12/19/91	L, 62-76	H
12/30/94	L, 52-57	H ³
2/11/05	L, 67-93	A
2/17/06	L, 75-84	H
1/4/07	L, 68-102	A
3/2/07	L, 60-90	N ⁴
1/10/08	L, 59-79	H
2/5/09	L, 77-93	A
1/14/10	W, 79-64	H
1/30/11	L, 51-76	H

1/19/12	L, 37-56	H
1/6/13	L, 45-48	A
2/22/13	L, 50-72	H
2/24/14	W, 50-47	H
2/8/15	L, 52-74	A

1 - Dogwood Classic (Fayetteville, N.C.)
 2 - Salem, Va.
 3 - Diamond Club Classic (Blacksburg, Va.)
 4 - ACC Tournament (Greensboro, N.C.)

North Carolina A&T

Virginia Tech leads series 2-0
H: 2-0 | A: 0-0 | N: 0-0

12/5/07	W, 85-56	H
12/28/12	W, 58-39	H

North Carolina Central

Virginia Tech leads series 4-0
H: 4-0 | A: 0-0 | N: 0-0

11/20/08	W, 81-45	H
12/6/09	W, 85-44	H
12/11/11	W, 70-52	H
12/10/14	W, 8-44	H

Northern Arizona

NAU leads series 1-0
H: 0-0 | A: 0-1 | N: 0-0

12/19/95	L, 50-80	A ²
----------	----------	----------------

1 - Woodlands Plaza Classic (Flagstaff, Ariz.)

Northwestern

Northwestern leads series 2-1
H: 1-1 | A: 0-0 | N: 0-1

12/22/83	W, 85-77	N ¹
12/20/86	L, 64-70	H ²
12/4/14	L, 45-70	H ³

1 - Marriott-Converse Christmas Classic (Blacksburg, Va.)
 2 - Old Dominion Classic (Norfolk, Va.)
 3 - ACC Big Ten Challenge

Northwestern State (La.)

Virginia Tech leads series 1-0
H: 0-0 | A: 0-0 | N: 1-0

11/24/01	W, 71-46	N ¹
----------	----------	----------------

1 - Crawfish Classic (Baton Rouge, La.)

Notre Dame

Notre Dame leads series 7-1
H: 1-2 | A: 0-4 | N: 0-1

1/3/01	L, 64-75	H
1/13/01	L, 55-75	A
3/5/01	L, 49-67	N ¹
1/26/02	L, 57-64	A
2/9/03	W, 53-50	H
1/10/04	L, 40-53	A
1/30/14	L, 48-74	A
1/29/15	L, 50-74	H

1 - BIG EAST Tournament (Storrs, Conn.)

Ohio

Ohio leads series 3-1
H: 1-0 | A: 0-1 | N: 0-2

11/24/84	L, 77-79	N ¹
12/2/89	L, 55-62	N ²
12/4/93	W, 75-60	H
11/28/94	L, 66-67 OT	A

1 - Tennessee Tech Classic (Cookeville, Tenn.)
 2 - Roger I. White Invitational (Evanston, Ill.)

Oklahoma State

Virginia Tech leads series 1-0
H: 0-0 | A: 0-0 | N: 1-0

12/20/94	W, 83-77	N ¹
----------	----------	----------------

1 - San Juan Shootout (San Juan, PR.)

Old Dominion

ODU leads series 21-8
H: 3-10 | A: 5-10 | N: 0-1

2/2/77	L, 39-82	A
1/27/78	L, 48-108	H
3/2/78	L, 53-83	A ¹
2/8/79	L, 47-91	A
2/5/80	L, 52-78	H
2/23/81	L, 39-85	A
3/6/81	L, 54-65	N ²
12/7/81	L, 45-82	H
12/20/82	L, 53-84	A
3/1/84	L, 67-100	H
1/30/85	L, 76-86	H
1/13/85	W, 73-72	A
12/19/86	L, 54-76	A ³
1/20/88	L, 56-77	H
12/17/88	L, 63-68	H
12/21/89	L, 72-84	H
12/8/90	L, 69-80	A
12/7/91	L, 55-71	H
12/19/92	W, 76-63	A
12/21/00	W, 69-57	A
11/19/01	W, 68-62	H
12/21/02	L, 49-63	H
12/3/03	W, 79-72	H
11/27/04	L, 56-87	H
12/22/05	W, 76-69	H

11/11/11	W, 77-65	A
11/9/12	L, 35-55	H
11/11/13	W, 73-61	A
11/25/14	L, 62-69	H

1 - Virginia State Tournament (Norfolk, Va.)
 2 - Virginia State Tournament (Harrisonburg, Va.)
 3 - Old Dominion Classic (Norfolk, Va.)

Oregon

Oregon leads series 1-0
H: 0-0 | A: 0-1 | N: 0-0

11/27/99	L, 53-73	A ¹
----------	----------	----------------

1 - Pepsi Shootout (Eugene, Ore.)

Penn State

PSU leads series 3-0
H: 0-2 | A: 0-1 | N: 0-0

3/23/04	L, 48-61	H ¹
12/6/11	L, 28-66	A
12/12/12	L, 41-60	H

1 - NCAA Championships (Blacksburg, Va.)

Pittsburgh

Virginia Tech leads series 7-3
H: 4-0 | A: 2-2 | N: 1-1

2/19/80	L, 54-76	A
11/30/96	L, 63-72	N ¹
2/11/01	W, 86-50	W
12/5/01	W, 83-64	A
1/15/03	W, 61-53	H
1/21/04	W, 67-57	A
2/28/04	W, 85-55	H
2/20/14	W, 69-62	H
2/12/15	L, 35-53	A
3/5/15	W, 51-45	N2

1 - Hawaiian Airlines Wahine Classic (Honolulu, Hawaii)
 2 - ACC Tournament (Greensboro, N.C.)

Prairie View A&M

Virginia Tech leads series 1-0
H: 0-0 | A: 0-0 | N: 1-0

11/24/07	W, 74-66	N ¹
----------	----------	----------------

1 - Junkaroo Jam (Freeport, Bahamas)

Presbyterian

Virginia Tech leads series 3-0
H: 3-0 | A: 0-0 | N: 0-0

1/5/09	W, 64-31	H
11/12/10	W, 59-52	H
11/30/13	W, 55-33	H

Providence

Virginia Tech leads series 6-1
H: 3-0 | A: 3-1 | N: 0-0

2/3/01	W, 65-54	A
2/21/01	W, 71-64	H
2/13/02	L, 61-67	A
2/1/03	W, 80-56	H
1/4/04	W, 64-34	H
2/21/04	W, 77-56	A
11/23/14	W, 72-69	A

Purdue

Purdue leads series 1-0
H: 0-0 | A: 0-1 | N: 0-0

3/23/03	L, 62-80	A ¹
---------	----------	----------------

1 - NCAA Tournament (West Lafayette, Ind.)

Queens (N.Y.)

Virginia Tech leads series 1-0
H: 0-0 | A: 1-0 | N: 0-0

12/27/81	W, 100-51	A ¹
----------	-----------	----------------

1 - Queens College Tournament (Flushing, N.Y.)

Radford

Virginia Tech leads series 24-9
H: 13-4 | A: 11-5 | N: 1-0

1/12/77	L, 50-60	A
1/24/78	L, 52-73	H
2/20/78	L, 68-81	A
2/14/79	L, 60-66	H
2/23/80	W, 63-62	A
1/18/81	W, 81-63	H
12/9/82	W, 73-63	H
2/27/85	W, 71-64	H
2/18/86	L, 81-86	A
12/6/86	W, 64-55	H ¹
2/10/88	W, 77-74	A
3/1/89	W, 71-59	H
2/28/90	W, 66-54	H
2/21/91	W, 87-49	H
2/12/92	L, 72-75	A
1/20/93	W, 81-68	H
2/1/94	W, 72-63	A
12/1/94	W, 72-42	H
11/29/95	L, 64-81	A
12/1/96	L, 83-84	H
12/10/97	W, 84-67	A
11/22/98	W, 86-52	H
1/2/00	W, 66-42	H
12/9/00	W, 71-45	H
12/12/01	W, 80-46	A

12/31/02	W, 78-56	H
12/7/05	W, 58-52	H
11/10/06	L, 60-67	H
11/18/08	W, 78-54	H
11/25/09	W, 78-51	A
12/21/10	W, 68-54	H
12/21/13	W, 82-33	A
12/21/14	W, 73-60	H

1 - Converse Christmas Classic (Blacksburg, Va.)

Randolph-Macon

Virginia Tech leads series 1-0
H: 1-0 | A: 0-0 | N: 0-0

1/30/86	W, 76-64	H
---------	----------	---

Rhode Island

Virginia Tech leads series 4-2
H: 2-1 | A: 1-1 | N: 1-0

2/10/96	L, 63-68	H
2/1/97	L, 58-69	A
1/2/98	W, 84-60	H
2/14/99	W, 64-62	A
1/6/00	W, 81-38	H
3/3/00	W, 68-37	N ¹

1 - Atlantic 10 Conference Tournament (Philadelphia, Pa.)

Richmond

Richmond leads series 6-5
H: 3-2 | A: 2-4 | N: 0-0

12/5/87	W, 70-58	H
1/4/89	L, 54-79	A
12/30/89	L, 58-66	H
2/20/96	L, 55-64	H
12/19/96	L, 76-82	A
12/2/00	W, 77-74	A
11/15/01	W, 76-62	H
2/2/02	W, 79-63	H
12/4/05	W, 54-47	A
12/5/12	L, 51-65	A
11/27/13	56-64	H

1 - Dole Pineapple Classic (Richmond, Va.)

Roanoke College

Virginia Tech leads series 3-0
H: 1-0 | A: 2-0 | N: 0-0

2/15/77	W, 71-68	H
2/28/78	W, 76-56	A
2/20/82	W, 100-67	A

Robert Morris

Virginia Tech leads series 2-1
H: 1-1 | A: 0-0 | N: 1-0

12/21/07	W, 76-67	N ¹
12/11/10	L, 52-66	H
12/29/13	W, 70-64	H

1 - Tulane Tournament (New Orleans, La.)

Rutgers

Rutgers leads series 4-2
H: 2-0 | A: 0-4 | N: 0-0

12/6/00	L, 53-61	A
2/26/02	W, 70-63	H
3/2/02	L, 43-44	A ¹
1/22/03	W, 66-64 OT	H
2/26/03	L, 43-67	A
1/7/04		

St. John's

Virginia Tech leads series 4-3

H: 2-0 | A: 2-1 | N: 0-2

12/27/82	L, 60-64	N ¹
12/1/89	L, 67-78	N ²
2/27/01	W, 62-54	A
1/19/02	W, 69-50	H
3/4/03	W, 69-53	A
3/2/04	W, 69-38	H
12/20/09	L, 62-75	A ³

1 - Queens College Holiday Classic (Flushing, N.Y.)
2 - Roger I. White Invitational (Evanston, Ill.)
3 - St. John's-Chartwells Holiday Classic (Queens, N.Y.)

St. Joseph's (Pa.)

Virginia Tech leads series 5-3

H: 1-1 | A: 2-2 | N: 2-0

3/16/95	W, 62-52	N ¹
2/3/96	L, 50-57	A
1/12/97	L, 44-75	H
2/12/98	L, 43-58	A
2/26/98	W, 67-62	A ²
1/22/99	W, 65-56	H
1/23/00	W, 62-53	A
11/28/08	W, 66-63	N ³

1 - NCAA Tournament (Stors, Conn.)
2 - Atlantic 10 Conference Tournament (Philadelphia, Pa.)
3 - Vanderbilt Thanksgiving Tournament (Nashville, Tenn.)

St. Louis

Series tied 1-1

H: 0-0 | A: 0-0 | N: 1-1

12/18/79	W, 71-60	N ¹
2/6/81	L, 65-72	N ²

1 - Metro Holiday Tournament (Tallahassee, Fla.)
2 - Metro Conference Tournament (New Orleans, La.)

St. Mary's (Calif.)

Series tied 1-1

H: 0-0 | A: 1-1 | N: 0-0

11/27/97	W, 68-59	A ¹
11/25/11	L, 47-60	A ¹

1 - St. Mary's Thanksgiving Classic (Moraga, Calif.)

St. Peter's (N.J.)

Virginia Tech leads series 1-0

H: 1-0 | A: 0-1 | N: 0-0

3/13/99	W, 73-48	H ¹
---------	----------	----------------

1 - NCAA Tournament (Blacksburg, Va.)

Stetson

Stetson leads series 1-0

H: 0-0 | A: 0-1 | N: 0-0

11/24/95	L, 77-83	A
----------	----------	---

Syracuse

Series tied 4-4

H: 2-1 | A: 2-3 | N: 0-0

11/27/88	L, 75-76	OT
A1		
1/31/01	W, 48-46	A
1/5/02	W, 62-56	H
1/23/02	L, 59-75	A
1/4/03	W, 73-63	H
1/31/04	W, 75-60	A
2/6/14	L, 48-73	A
2/15/15	L, 51-59	H

1 - Carrier Classic (Syracuse, N.Y.)

Temple

Virginia Tech leads series 4-2

H: 2-0 | A: 2-1 | N: 0-1

12/28/82	L, 83-85	2OT	N ¹
2/12/96	W, 86-49	H	A
1/10/97	L, 61-79	A	H
2/14/98	W, 69-51	A	H
2/24/99	W, 89-69	H	A
1/21/00	W, 59-54	A	A

1 - Queens College Holiday Classic (Flushing, N.Y.)

Tennessee

UT leads series 7-0

H: 0-3 | A: 0-3 | N: 0-1

1/4/83	L, 47-56	H	A
1/10/84	L, 63-77	A	A
11/28/89	L, 55-81	A	A
12/3/90	L, 54-64	H	A
1/20/94	L, 51-88	A	H
2/22/95	L, 33-66	H	N ¹
3/20/99	L, 52-68	N ¹	

1 - NCAA Tournament (Greensboro, N.C.)

Tennessee Tech

Series tied 1-1

H: 0-0 | A: 0-1 | N: 1-0

11/23/84	L, 79-94	A ¹
11/25/06	W, 87-52	N ²

1 - Tennessee Tech Classic (Cookeville, Tenn.)
2 - Pepperdine Tournament (Malibu, Calif.)

Texas A&M

Corpus Christi

Virginia Tech leads series 1-0

H: 1-0 | A: 0-0 | N: 0-0

12/29/05	W, 76-64	H ¹
----------	----------	----------------

1 - Lady Luck Classic (Blacksburg, Va.)

Texas San Antonio

Virginia Tech leads series 1-0

H: 0-0 | A: 0-0 | N: 1-0

12/20/07	W, 84-59	N ¹
----------	----------	----------------

1 - Tulane Tournament (New Orleans, La.)

Texas Tech

Series tied 2-2

H: 0-0 | A: 0-1 | N: 2-1

12/21/94	L, 47-68	N ¹	
3/18/01	L, 52-73	A ²	
12/19/04	W, 71-70	OT	N ³
12/20/05	W, 69-62	N ⁴	

1 - San Juan Shootout (San Juan, P.R.)
2 - NCAA Tournament (Lubbock, Texas)
3 - Duel in the Desert (Las Vegas, Nev.)
4 - Caribbean Classic (Cancun, Mexico)

Towson

Virginia Tech leads series 1-0

H: 1-0 | A: 0-0 | N: 0-0

12/29/90	W, 92-61	H ¹
----------	----------	----------------

1 - Diamond Club Classic (Blacksburg, Va.)

Tulane

Virginia Tech leads series 9-8

H: 6-1 | A: 2-6 | N: 1-1

1/29/82	L, 64-72	N ¹	
2/25/82	W, 62-52	N ²	
2/25/84	L, 59-64	A	
1/10/85	W, 104-64	H	
1/13/86	L, 77-89	OT	A
1/20/90	W, 82-59	H	
3/3/90	W, 70-53	A	
1/14/91	W, 64-54	A	
2/1/91	W, 67-41	H	
2/1/92	L, 56-59	A	
2/29/92	L, 43-63	H	
1/16/93	W, 80-57	H	
2/15/93	L, 65-79	A	
1/15/94	L, 64-75	A	
2/26/94	W, 71-65	H	
1/27/95	L, 62-72	A	
2/12/95	W, 77-65	H	

1 - Cincinnati, Ohio
2 - Metro Conference Tournament (Memphis, Tenn.)

UAB

Virginia Tech leads series 2-1

H: 1-0 | A: 0-1 | N: 1-0

12/21/06	L, 59-70	A	
12/2/07	W, 77-71	H	
12/19/09	W, 68-66	OT	N ¹

1 - St. John's-Chartwells Holiday Classic (Queens, N.Y.)

UCF

UCF leads series 1-0

H: 0-0 | A: 0-1 | N: 0-0

12/18/11	L, 32-41	A
----------	----------	---

UMass

UMass leads series 5-4

H: 1-3 | A: 2-1 | N: 1-1

12/28/86	W, 86-63	N ¹	
1/18/96	L, 47-65	A	
3/2/96	L, 42-64	H ²	
1/29/97	L, 52-54	H	
1/4/98	L, 56-58	H	
3/2/98	W, 66-64	OT	A ³
2/12/99	W, 67-51	A	
2/13/00	W, 66-45	H	
3/4/00	L, 54-58	N ⁴	

1 - Texaco/Wildcat Tournament (Villanova, Pa.)
2 - Atlantic 10 Conference Tournament (Blacksburg, Va.)
3 - Atlantic 10 Conference Tournament (Amherst, Mass.)
4 - Atlantic 10 Conference Tournament (Philadelphia, Pa.)

UMBC

Virginia Tech leads series 3-0

H: 3-0 | A: 0-0 | N: 0-0

12/29/97	W, 89-36	H ¹
1/3/10	W, 74-44	H
12/29/11	W, 57-52	H ²

1 - Diamond Club Classic (Blacksburg, Va.)
2 - Hilton Garden Inn Hokie Classic (Blacksburg, Va.)

UNC Asheville

Virginia Tech leads series 1-0

H: 1-0 | A: 0-0 | N: 0-0

12/28/00	W, 85-47	H ¹
----------	----------	----------------

1 - Lady Luck Classic (Blacksburg, Va.)

UNCG

Virginia Tech leads series 7-1

H: 5-0 | A: 1-1 | N: 1-0

12/30/91	W, 84-65	H ¹
1/6/93	L, 54-63	A
11/21/96	W, 89-86	H
12/4/97	W, 88-74	A
3/13/02	W, 51-45	H ²
11/22/02	W, 54-46	H
1/10/07	W, 56-45	A
11/14/08	W, 59-53	H

1 - Diamond Club Classic (Blacksburg, Va.)
2 - WNIT (Blacksburg, Va.)

USC Upstate

Virginia Tech leads series 2-0

H: 2-0 | A: 0-0 | N: 0-0

2/2/09	W, 68-62	OT	H
12/15/13	W, 65-61	H	

UT Martin

Virginia Tech leads series 1-0

H: 1-0 | A: 0-0 | N: 0-0

12/28/02	W, 87-55	H ¹
----------	----------	----------------

1 - Lady Luck Classic (Blacksburg, Va.)

Valparaiso

Virginia Tech leads series 1-0

H: 0-0 | A: 0-0 | N: 1-0

11/19/04	W, 64-57	N ¹
----------	----------	----------------

1 - Subway Basketball Classic (Minneapolis, Minn.)

Vanderbilt

Vanderbilt leads series 1-2

H: 0-0 | A: 0-0 | N: 0-1

11/29/91	L, 63-78	N ¹
11/29/08	L, 43-72	A ²
12/30/10	W, 74-68	H ³

1 - Coors Classic (Boulder, Colo.)
2 - Vanderbilt Thanksgiving Tournament (Nashville, Tenn.)
3 - Hilton Garden Inn Classic (Blacksburg, Va.)

Vermont

Virginia Tech leads series 1-0

H: 1-0 | A: 0-0 | N: 0-0

3/20/02	W, 76-48	H ¹
---------	----------	----------------

1 - WNIT (Blacksburg, Va.)

Villanova

Villanova leads series 4-3

H: 2-1 | A: 2-1 | N: 1-1

11/29/97	L, 46-55	N ¹
1/23/01	W, 65-59	H
3/4/01	W, 73-67	N ²
2/23/02	L, 64-76	A
1/7/03	L, 60-62	A
2/22/03	L, 61-71	H
1/14/04	W, 63-50	H

1 - St. Mary's Thanksgiving Tipoff Classic (Moraga, Calif.)
2 - BIG EAST Conference Tournament (Stors, Conn.)

Virginia

Virginia leads series 45-8

H: 4-17 | A: 3-21 | N: 1-7

12/9/76	L, 52-54	A	
2/24/77	L, 58-67	H	
1/9/78	L, 39-54	A	
3/3/78	L, 38-58	N ¹	
1/17/79	L, 58-64	H	
1/14/80	L, 39-48	N ²	
1/3/81	L, 43-58	N ³	
3/7/81	L, 41-49	N ⁴	
2/6/82	W, 63-56	N ⁵	
1/8/83	L, 66-70	A	
1/4/84	L, 70-88	N ⁶	
1/16/85	L, 62-74	A	
12/10/85	L, 58-87	N ⁷	
12/9/86	L, 43-73	A	
12/8/87	L, 57-74	H	
11/29/88	L, 73-75	A	
1/3/90	L, 77-79	H	
11/28/90	L, 44-93	H	
12/8/92	L, 59-93	H	
12/8/93	L, 66-78	H	
1/13/95	W, 69-62	A	
12/6/95	L, 38-80	A	
2/6/97	L, 41-90	H	
11/25/97	L, 49-64	A	
11/30/98	W, 81-65	A	
12/20/99	L, 62-67	A	
11/30/00	W, 57-56	H	
11/29/01	L, 58-60	A	
12/3/02	W, 72-56	H	
11/23/03	W, 63-62	A	
1/28/05	L, 67-70	A	
2/13/05	L, 58-61	H	
1/16/06	L, 59-78	H	
2/2/06	W, 65-54	A	
1/22/07	W, 60-58	H	
2/15/07	L, 76-79	H	
1/13/08	L, 57-70	A	
2/17/08	L, 53-62	H	
1/21/09	L, 69-75	H	
2/8/09	L, 61-69	A	
3/5/09	L, 57-66	N ¹	
1/18/10	L, 56-70	H	
2/28/10	L, 46-55	A	
1/23/11	L, 37-72	A	
2/27/11	L, 71-73	OT	H
1/12/12	L, 39-52	H	
2/19/12	L, 40-66	A	
1/3/13	L, 48-52	A	
2/10/13	L, 47-50	H	
1/9/14	L, 60-67	H	
2/16/14	L, 64-80	A	
1/4/15	L, 47-62	A	
2/22/15	L, 59-73	H	

1 - Virginia State Tournament (Blacksburg, Va.)

Virginia Commonwealth

Virginia Tech leads series 17-9

H: 11-2 | A: 5-7 | N: 1-0

2/3/77	W, 53-43	A
2/3/78	W, 87-45	H
2/17/78	W, 75-47	A
2/24/79	L, 56-69	A
3/2/79	W, 75-54	H ¹
12/1/79	W, 87-66</	

ALL-TIME SERIES RECORDS

Opponent	Record	Streak		Last Meeting
Air Force	1-0	Won 1	W	75-70 Nov. 27, 1991
Akron	2-0	Won 2	W	80-59 Dec. 28, 1998
Alabama	2-0	Won 2	W	72-59 Dec. 4, 2004
Alcorn State	1-0	Won 1	W	87-44 Dec. 29, 2010
American	1-1	Won 1	W	92-57 Dec. 4, 1981
Appalachian State	12-2	Won 4	W	71-68 Nov. 14, 2012
Auburn	1-5	Lost 1	#L	73-81 Mar. 22, 2007
Boston College	11-11	Lost 1	L	47-49 Mar. 1, 2015
Bradley	2-0	Won 2	W	76-62 Jan. 12, 1994
Bridgewater	2-1	Won 1	W	70-58 Dec. 6, 1978
Bucknell	1-0	Won 1	W	87-49 Nov. 17, 2013
Campbell	1-0	Won 1	W	70-59 Dec. 30, 1995
Carson Newman	1-0	Won 1	W	71-56 Dec. 19, 1980
Charleston	9-3	Won 8	W	77-50 Feb. 17, 1989
Charlotte	13-11	Lost 2	L	65-71 OT Nov. 16, 2011
Chattanooga	3-0	Won 3	W	64-45 Dec. 28, 2011
Cincinnati	12-11	Lost 1	L	55-66 Feb. 23, 1991
Clemson	8-10	Lost 2	L	54-63 Jan. 2, 2014
Colgate	2-0	Won 2	W	94-50 Dec. 30, 1987
Colorado State	1-0	Won 1	W	73-69 Dec. 19, 1993
Connecticut	1-10	Lost 9	L	56-79 Mar. 21, 2006
Cornell	1-0	Won 1	W	73-50 Dec. 29, 1996
Dartmouth	1-0	Won 1	W	80-73 OT Jan. 20, 2008
Davidson	1-0	Won 1	W	87-62 Dec. 30, 2004
Dayton	11-2	Won 1	W	68-63 Feb. 27, 2000
Delaware	2-0	Won 2	W	74-61 Dec. 20, 1985
Delaware State	1-0	Won 1	W	66-50 Nov. 18, 2006
DePaul	1-1	Lost 1	^L	78-79 Mar. 20, 2005
Detroit	1-1	Won 1	W	71-57 Dec. 29, 2006
Denver	2-0	Won 2	W	56-40 Nov. 25, 2005
Drexel	1-0	Won 1	W	92-41 Dec. 29, 1992
Duke	2-23	Lost 21	L	40-65 Jan. 15, 2015
Duquesne	8-3	Won 6	W	66-52 Dec. 29, 2002
East Carolina	4-2	Won 3	W	72-46 Dec. 30, 2007
East Tennessee State	10-7	Won 5	W	72-65 Nov. 29, 2014
Eastern Illinois	0-1	Lost 1	L	65-70 Nov. 24, 1990
Elon	2-0	Won 2	W	73-66 Nov. 18, 2010
Emory & Henry	3-0	Won 3	W	75-59 Feb. 25, 1978
Evansville	1-0	Won 1	W	79-59 Nov. 29, 2005
Florida	1-3	Lost 1	L	44-73 Dec. 1, 2014
Florida Gulf Coast	0-3	Lost 3	L	56-63 Dec. 16, 2012
Florida International	0-1	Lost 1	L	70-79 Nov. 29, 2002
Florida State	10-24	Lost 3	L	43-82 Mar. 6, 2015
Fordham	8-0	Won 8	W	80-67 Jan. 6, 2005
Furman	3-0	Won 3	W	82-49 Dec. 29, 2007
Gardner-Webb	2-0	Won 2	W	76-39 Dec. 28, 2001
George Mason	5-3	Lost 1	L	69-77 Nov. 14, 2014
George Washington	11-10	Won 3	W	50-31 Nov. 25, 2012
Georgetown	4-2	Won 1	W	56-47 Mar. 6, 2004
Georgia	0-3	Lost 3	L	60-65 Nov. 17, 1999
Georgia Southern	1-0	Won 1	W	84-61 Dec. 20, 1983
Georgia State	1-0	Won 1	W	80-56 Mar. 16, 2000
Georgia Tech	5-8	Lost 2	L	71-79 Feb. 1, 2015
Hampton	4-1	Lost 1	L	60-70 Jan. 1, 2014
High Point	2-0	Won 2	W	103-64 Nov. 11, 2007
Hofstra	2-0	Won 2	W	60-43 Dec. 30, 2014
Houston	1-2	Lost 1	#L	72-77 2OT Mar. 23, 2002
Howard	4-0	Won 4	W	84-32 Nov. 9, 2013
Illinois	0-1	Lost 1	L	66-68 Nov. 30, 1991
Indiana	0-1	Lost 1	L	65-71 Dec. 4, 2013
Iona	1-0	Won 1	W	50-49 Jan. 3, 1997
Iowa	1-2	Lost 2	L	47-58 Nov. 30, 2011
Iowa State	1-1	Lost 1	L	69-75 Nov. 24, 2006
IUPUI	0-1	Lost 1	L	52-64 Dec. 19, 2008
James Madison	22-13	Lost 1	L	59-66 Nov. 22, 2009
Kentucky	1-1	Won 1	W	76-66 Feb. 19, 1989
La Salle	7-4	Won 6	W	64-57 Feb. 24, 2000
Lafayette	1-0	Won 1	W	66-44 Dec. 29, 2008
Lamar	0-1	Lost 1	L	54-71 Nov. 23, 1990
Lenoir-Rhyne	0-1	Lost 1	L	73-87 Feb. 1, 1979
Liberty	14-1	Lost 1	L	43-45 Dec. 30, 2008
Longwood	9-1	Won 8	W	74-42 Dec. 6, 2014
Louisville	17-16	Lost 1	L	49-69 Feb. 19, 2015
Loyola (Md.)	1-0	Won 1	W	58-55 Dec. 30, 1996
LSU	1-2	Lost 2	L	40-70 Nov. 14, 2006
Maine	1-0	Won 1	W	79-68 Dec. 29, 2000
Marshall	8-1	Won 8	W	84-78 Dec. 30, 1992
Maryland	6-9	Lost 2	L	48-87 Mar. 2, 2014
Maryland Eastern Shore	1-0	Won 1	W	63-41 Nov. 18, 2014
Memphis	8-11	Won 7	W	77-73 Feb. 2, 1991
Mercer	2-0	Won 2	W	117-84 Feb. 16, 1987
Miami	6-14	Lost 8	L	39-42 Feb. 5, 2015
Miami (Ohio)	1-0	Won 1	W	77-60 Nov. 21, 2003
Michigan	0-2	Lost 2	L	51-71 Dec. 3, 2009
Michigan State	3-1	Won 1	W	72-66 Dec. 7, 2013
Minnesota	1-3	Lost 2	L	64-65 Nov. 26, 2011
Mississippi	0-2	Lost 2	L	57-60 Dec. 29, 1987
Mississippi State	4-1	Won 4	W	63-56 Nov. 29, 2003
Missouri	1-0	Won 1	^W	82-51 Mar. 19, 2006

Opponent	Record	Streak		Last Meeting
Missouri State	0-1	Lost 1	L	45-61 Nov. 17, 1994
Morehead State	6-0	Won 6	W	77-64 Feb. 3, 2007
Mount St. Mary's	1-0	Won 1	W	44-42 Dec. 9, 2009
N.C. State	1-15	Won 1	W	57-56 Mar. 4, 2015
NJIT	1-0	Won 1	W	67-51 Dec. 29, 2009
Norfolk State	5-3	Won 5	W	60-49 Nov. 18, 2014
North Carolina	4-17	Lost 1	L	52-74 Feb. 8, 2015
North Carolina A&T	2-0	Won 2	W	58-39 Dec. 27, 2012
North Carolina Central	4-0	Won 4	W	80-44 Dec. 10, 2014
Northern Arizona	0-1	Lost 1	L	50-80 Dec. 19, 1995
Northwestern	1-2	Lost 2	L	45-70 Dec. 4, 2014
Northwestern State (La.)	1-0	Won 1	W	71-46 Nov. 24, 2001
Notre Dame	1-7	Lost 3	L	50-74 Jan. 29, 2015
Ohio	1-3	Lost 1	L	66-67 OT Nov. 28, 1994
Oklahoma State	1-0	Won 1	W	83-77 Dec. 20, 1994
Old Dominion	8-21	Lost 1	L	72-65 Nov. 25, 2014
Oregon	0-1	Lost 1	L	53-73 Nov. 27, 1999
Penn State	0-3	Lost 3	L	41-60 Dec. 12, 2012
Pittsburgh	7-3	Won 1	W	51-45 Mar. 5, 2015
Prairie View A&M	1-0	Won 1	W	74-66 Nov. 24, 2007
Presbyterian	3-0	Won 3	W	55-33 Nov. 30, 2013
Providence	6-1	Won 4	W	72-69 Nov. 23, 2014
Purdue	0-1	Lost 1	^L	62-80 Mar. 23, 2003
Queens College	1-0	Won 1	W	100-51 Dec. 27, 1981
Radford	24-9	Won 5	W	73-60 Dec. 21, 2014
Randolph-Macon	1-0	Won 1	W	76-64 Jan. 30, 1986
Rhode Island	4-2	Won 4	W	68-37 Mar. 3, 2000
Richmond	5-6	Lost 2	L	56-64 Nov. 27, 2013
Roanoke College	3-0	Won 3	W	100-67 Feb. 20, 1982
Robert Morris	2-1	Won 1	W	70-74 Dec. 29, 2013
Rutgers	2-4	Lost 2	L	43-56 Jan. 7, 2004
Savannah State	1-0	Won 1	W	68-41 Feb. 11, 2010
Seton Hall	5-0	Won 5	W	48-42 Feb. 18, 2004
Siena	0-1	Lost 1	L	64-69 Dec. 30, 1997
SMU	1-1	Lost 1	L	56-63 Dec. 20, 2008
South Carolina	6-15	Lost 1	L	51-66 Feb. 16, 1991
South Florida	8-1	Won 2	W	85-69 Feb. 19, 1995
Southern California	0-1	Lost 1	L	64-65 Nov. 23, 2007
Southern Miss	12-18	Won 1	W	105-40 Dec. 28, 2004
Southern Utah	1-0	Won 1	W	63-55 Nov. 26, 1999
St. Bonaventure	5-1	Won 4	W	73-56 Feb. 17, 2000
St. Francis (Pa.)	1-0	Won 1	W	77-62 Dec. 12, 2004
St. John's	4-3	Lost 1	L	62-75 Dec. 20, 2009
St. Joseph's (Pa.)	5-3	Won 4	W	66-63 Nov. 28, 2008
St. Louis	1-1	Lost 1	L	65-72 Feb. 6, 1981
St. Mary's (Calif.)	1-1	Lost 1	L	47-60 Nov. 25, 2011
St. Peter's (N.J.)	1-0	Won 1	^W	73-48 Mar. 13, 1999
Stetson	0-1	Lost 1	L	77-83 Nov. 24, 1995
Syracuse	4-4	Lost 2	L	51-59 Feb. 15, 2015
Temple	4-2	Won 3	W	59-54 Jan. 21, 2000
Tennessee	0-7	Lost 7	^L	52-68 Mar. 20, 1999
Tennessee Tech	1-1	Won 1	W	87-52 Nov. 25, 2006
Texas A&M-Corpus Christi	1-0	Won 1	W	76-64 Dec. 29, 2005
Texas-San Antonio	1-0	Won 1	W	84-59 Dec. 20, 2007
Texas Tech	2-2	Won 2	W	69-62 Dec. 20, 2005
Towson	1-0	Won 1	W	92-61 Dec. 29, 1990
Tulane	9-8	Won 1	W	77-65 Feb. 12, 1995
UAB	2-1	Won 2	W	68-66 OT Dec. 19, 2009
UCF	0-1	Lost 1	L	32-41 Dec. 18, 2011
UMass	4-5	Lost 1	L	54-58 Mar. 4, 2000
UMBC	3-0	Won 3	W	57-52 Dec. 29, 2011
UNC Asheville	1-0	Won 1	W	85-47 Dec. 28, 2000
UNCG	7-1	Won 6	W	59-53 Nov. 14, 2008
USC Upstate	2-0	Won 2	W	65-61 Dec. 15, 2013
UT-Martin	1-0	Won 1	W	87-55 Dec. 28, 2002
Valparaiso	1-0	Won 1	W	64-57 Nov. 19, 2004
Vanderbilt	1-2	Won 1	W	74-68 Dec. 30, 2010
Vermont	1-0	Won 1	#W	76-48 Mar. 20, 2002
Villanova	3-4	Won 1	W	63-50 Jan. 14, 2004
Virginia	8-45	Lost 18	L	59-73 Feb. 22, 2015
Virginia Commonwealth	17-9	Won 1	W	63-61 OT Nov. 21, 2010
Virginia State	2-3	Won 2	W	62-45 Dec. 11, 1980
Virginia Union	2-3	Lost 2	L	51-55 Feb. 21, 1981
Wake Forest	11-12	Won 1	W	76-59 Jan. 23, 2015
Washington State	1-0	Won 1	W	72-50 Nov. 30, 2002
West Virginia	11-5	Won 1	W	60-56 Nov. 13, 2006
West Virginia State	1-0	Won 1	W	93-40 Nov. 25, 1989
West Virginia Wesleyan	2-0	Won 2	W	100-46 Nov. 18, 1980
Western Carolina	4-0	Won 4	W	79-58 Dec. 14, 2014
Western Michigan	2-0	Won 2	W	69-65 Dec. 19, 2005
William & Mary	12-3	Lost 1	L	59-78 Nov. 21, 2011
Wingate	1-0	Won 1	W	58-43 Dec. 1, 1992
Winston-Salem State	2-0	Won 2	W	67-43 Nov. 14, 2007
Winthrop	3-0	Won 3	W	53-48 Dec. 5, 2010
Wisconsin	2-1	Won 1	W	47-38 Nov. 28, 2012
Wofford	2-0	Won 2	W	93-53 Nov. 14, 2010
Xavier	2-9	Lost 3	L	46-68 Feb. 10, 2000
Yale	1-0	Won 1	W	95-66 Jan. 9, 1982
Youngstown State	0-1	Lost 1	L	81-92 Jan. 18, 1992

^NCAA Tournament game - #WNIT game

ALL-TIME ROSTER

WOMEN'S BASKETBALL BECAME A VARSITY SPORT AT VIRGINIA TECH STARTING WITH THE 1976-77 SEASON.

All players listed appeared in at least one game during their career.

Name	Years Played
Kim Albany	.1978-82
Maria Albertsson	.1997-99
Britney Anderson	.2003-07
Jackie Ansley	.1981-84
Robin Armistead	.1976-77
Taylor Ayers	.2009-12
Michelle Bain	.1984-88
Sherry Banks	.1993-97
Andrea Barbour	.2007-08
Elizabeth Basham	.2007-11
Mary Beth Bergmann	.1987-91
Sandy Berry	.1978-81
Thea Bertola	.1976-77
Lindsey Biggs	.2006-10
Kelly Bradley	.1976-78
Noreen Brennan	.1981-85
Eleanor Brentnall	.2006-08
Taiqua Brittingham	.1981-85
Latisia Brown	.1988-92
Stacy Brown	.1993-97
Peg Bunger	.1976-79
Kristin Burke	.1995-97
Kelley Burrier	.1992-93
Amy Byrne	.1986-90
Rachel Camp	.2014-
Taijah Campbell	.2012-
Stephanie Carter	.1991-95
Regina Chepalis	.1978-80
Dawn Chriss	.2002-06
Maryann Clary	.1978-79
Sandy Collins	.1981-82
Kelsey Conyers	.2011-15
Brittany Cook	.2004-08
Sidney Cook	.2014-
Donna Cooper	.1978-79
Kirby Copeland	.2003-07
Janice Cornelius	.1980-83
Maureen Corrigan	.1980-82
Debbie Cox	.1977-78
Allison Craig	.1991-92
Khadra Croker	.2014-
Sonya Dalton	.1979-81
Nikki Davis	.2008-11
Renee Dennis	.1983-87
Nare Diawara	.2003-07
Angela Donnell	.1991-95
Maureen Donovan	.1983-87
Kelly Drinka	.1995-98
Utahya Drye	.2006-10
Rayna DuBose	.2001-05
Marybeth Duffy	.1981-82
Tammie Edwards	.1980-83
Kim Ennet	.1979-80
Lauren Evans	.2012-14
Nia Evans	.2010-14
Alyssa Fenyn	.2009-13
Megan Finnerty	.2002-06
Helena Flannagan	.1977-79
Brandy Fowler	.2002-04
Judy Fowler	.1990-94
Jeni Garber	.1988-91
Karen Garbis	.1976-79
Kerri Gardin	.2002-06
Terri Garland	.1992-96
Erin Gibson	.2001-05
Mary Gilligan	.1979-80
Brittany Gordon	.2007-11
Angie Gray	.1992-96
Stephanie Green	.1985-89
Shani Grey	.2006-10
Maggie Griesser	.2002-03
Lisa Griffith	.1989-93
Lisa Guarneri	.2000-02
Porchia Hadley	.2009-14
Amber Hall	.2005-09
Cathy Hall	.1976-79
Larryqua Hall	.2011-13
Lisa Haney	.1984-88
Kathy Hanover	.1979-83
Shanel Harrison	.2008-11
Laura Haskins	.2005-09
Sarah Hicks	.1998-02
Sarah Hillyer	.1989-90
Samantha Hill	.2013-
LaTorri Hines-Allen	.2010-12
Michelle (Hollister) Houseright	.1994-96, 97-99
Meg Hunter	.1996-99
Donna Hylton	.1976-78
Roshana Jackson	.2004-06
Shavena Jamierson	.1987-91
Pam Johnson	.1983-84
Nicole Jones	.1998-02
Cyndi Justice	.1987-91
Denise Kayajian	.1986-88
Gail Kelley	.1976-79
Angie Kelly	.1982-86
Alex Kiss-Rusk	.2012-13
Ieva Kublina	.2000-04
Pauline Landes	.1978-81
Cynthia Lee	.1992-96
Robin Lee	.1981-85
Lisa Leftwich	.1991-95
A.J. Lemaitre	.2005-09
Missy Lemons	.1996-00
Brittany Lewis	.2008-09
Amy Lingenfelder	.2001-03
Emily Lipton	.1999-03
Alexis Lloyd	.2012-13
Lakeisha Logan	.2006-10
Sue Logsdon	.1990-94
Regan Magarity	.2014-
Renee Maitland	.1994-98
Christie Marrone	.2004-05
Carrie Mason	.2002-06
Serafina Maulupe	.2013-14
Elizabeth McCullough	.1989-91
Sonya Melton	.1994-95
Sandy Michel	.1988-90
Tracy Miller	.1980-85
Brittany Montgomery	.2010-12
Karen Moore	.1976-77
Barb Morris	.1976-78
Suzanne Mott	.1984-88
Vionca Murray	.2006-07
Tara Nahodil	.2013-
Rachel Nichols	.2011-13
Sandra Nichols	.1981-83
Lynette Nolley	.1994-98
Kacy O'Brien	.2001-02
Katie O'Connor	.1995-99
Christi Osborne	.1991-95
Jamie Osborne	.1985-88
Jill Otey	.1976-77
Lorrie Owen	.1982-85
Gia Owens	.1979-80
Mollie Owings	.1998-02
Vanessa Panousis	.2013-
Sandy Parrish	.1978-79
Susan Pellicoro	.1980-84
Maddison Penn	.2013-
Fran Pfister	.1981-83
Lorrie Poland	.1977-78
Dominique Powell	.2014-
Lisa Price	.1977-79
Lisa Rainis	.1985-86
Fran Redchia	.2001-05
Abby Redick	.2009-11
Joanna Rieder	.1995-96
Jenny Root	.1991-95
Caroline Sadler	.1979-81
Missy Sallade	.1986-90
Wendy Sanders	.1986-88
Kerry Sarver	.2011-13
Erica Scott	.1989-91
Joely Scott	.1989-92
Kim Seaver	.1996-00
Davina Simmons	.2000-04
Benita Smith	.1985-89
Dayna Sonovick	.1987-89, 90-92
Sis Spriggs	.1978-81
Chrystal Starling	.1998-03
Debbie Stovall	.1977-78
Christina Strother	.1999-02
Monet Tellier	.2010-14
Debbie Thomas	.1976-77
Phyllis Tonkin	.1988-92
Uju Ugoka	.2012-14
Joyce Waddy	.1983-87
Mimi Walters	.1978-80
Linda Walther	.1976-78
Dana Walvius	.1985-90
Susan Walvius	.1982-86
Amy Wetzel	.1996-01
Kyani White	.2010-11
Julie Williams	.1979-81
Katrina Williams	.1999-00
Tere Williams	.1997-01
Aerial Wilson	.2009-13
Lisa Witherspoon	.1995-99
Debra Wolf	.1977-78
Tammi Wyche	.1979-80
Hannah Young	.2012-

VIRGINIA TECH SPORTS HALL OF FAME

IEVA KUBLINA MOST RECENTLY ENTERED THE HALL OF FAME IN 2014



Nine women's basketball players have been selected to the Virginia Tech Sports Hall of Fame. Top Row (l-r) Renee Dennis, Amy Byrne, Robin Lee; Middle Row (l-r) Christi Osborne, Jenny Root, Lisa Witherspoon; Bottom Row (l-r) Tere Williams, Amy Wetzel Doolan and Ieva Kublina.

Renee Dennis is Tech's all-time leading scorer (1,791) and was inducted in 1997.

Amy Byrne holds the record for most points in a season (561) and was enshrined in 2001.

Robin Lee is 11th on the all-time scoring list and was inducted into the Hall of Fame on Nov. 25, 2005.

Christi Osborne was inducted in 2006 after an outstanding career which saw her score 1,500 career points.

Jenny Root became the fifth women's basketball inductee on Sept. 25, 2007. Root is fourth on the career scoring list with 1,582.

Lisa Witherspoon is the Hokies' all-time assists leader with 635 and was enshrined on Nov. 20, 2009.

Tere Williams, the Hokies' all-time leader in rebounds and the first Tech women's basketball player to be selected in the WNBA Draft. She was inducted on Oct. 7, 2011.

Amy Wetzel Doolan, excelled on the basketball court and in the classroom, while helping the Hokies to 92 victories and four postseason appearances. She was inducted in 2012.

Ieva Kublina, whose stellar career helped the women's basketball program to four consecutive postseason appearance. She ranks third all-time in scoring and second in rebounding.

HONOR ROLL

COSIDA ACADEMIC ALL-AMERICAN

Christi Osborne	first team, 1995
	second team, 1994
Brittany Cook	third team, 2008
Laura Haskins	third team, 2009

COSIDA DISTRICT III ACADEMIC ALL-AMERICAN

Amy Byrne	1989
Christi Osborne	1993, 1994, 1995
Maria Albertsson	1998, 1999
Amy Wetzel	1999, 2000
Sarah Hicks	2002
Erin Gibson	2004, 2005
Ieva Kublina	2004
Carrie Mason	2005, 2006
Brittany Cook	2008
Laura Haskins	2008, 2009

RAWLINGS SCHOLARSHIP AWARD

Christi Osborne	1995
-----------------	------

ASSOCIATED PRESS ALL-AMERICAN

Tere Williams	honorable mention, 1999
Lisa Witherspoon	honorable mention, 1999

KODAK ALL-AMERICAN

Jenny Root	honorable mention, 1995
------------	-------------------------

WOMENSCOLLEGEHOOPS.COM ALL-AMERICAN FRESHMAN

Carrie Mason	honorable mention, 2003
--------------	-------------------------

WOMEN'S BASKETBALL NEWS SERVICE FRESHMAN ALL-AMERICAN

Tere Williams	third team, 1998
---------------	------------------

ATLANTIC COAST CONFERENCE HONORS

Virginia Tech became a member of the ACC in 2004

ALL-CONFERENCE

Kerri Gardin	honorable mention, 2005
Kerri Gardin	third team, 2006
Kirby Copeland	honorable mention, 2007
Brittany Cook	second team, 2008
Utahya Drye	honorable mention, 2009
Uju Ugoka	second team, 2014

ALL-FRESHMAN TEAM

Andrea Barbour	2008
----------------	------

ALL-TOURNAMENT TEAM

Vanessa Panousis	second team, 2015
------------------	-------------------

ALL-ACADEMIC TEAM

Erin Gibson	2005
Carrie Mason	2005, 2006
Laura Haskins	2006, 2007, 2008, 2009
Brittany Cook	2007, 2008
Amber Hall	2007, 2008
Lindsay Biggs	2009, 2010
Alyssa Fenyn	2010, 2011
Uju Ugoka	2013, 2014
Rachel Camp	2015
Vanessa Panousis	2015

BIG EAST CONFERENCE HONORS

Virginia Tech was a member of the BIG EAST from 2000-2004

BIG EAST MOST IMPROVED PLAYER

Ieva Kublina	2002
--------------	------

ALL-BIG EAST CONFERENCE

Ieva Kublina	first team, 2003
	second team, 2004
	second team, 2002
	third team, 2002

Sarah Hicks	
Tere Williams	

BIG EAST ALL-ROOKIE TEAM

Carrie Mason	2003
--------------	------

ATLANTIC 10 CONFERENCE HONORS

Virginia Tech was a member of the Atlantic 10 from 1995-2000

ATLANTIC 10 DEFENSIVE PLAYER OF THE YEAR

Lisa Witherspoon	1999
Amy Wetzel	2000

ATLANTIC 10 MOST IMPROVED PLAYER

Reneé Maitland	1997
----------------	------

Katie O'Connor	
----------------	--

1999

ATLANTIC 10 SIXTH PLAYER OF THE YEAR

Michelle (Hollister) Houseright	1999
---------------------------------	------

ATLANTIC 10 CO-ROOKIE OF THE YEAR

Tere Williams	1998
---------------	------

ALL-ATLANTIC 10 CONFERENCE

Michelle (Hollister) Houseright	second team, 1996
Chrystal Starling	third team, 2000
Tere Williams	first team, 2000

Amy Wetzel	
------------	--

Lisa Witherspoon	
------------------	--

	first team, 1999
	second team, 1998
	second team, 2000
	second team, 1999
	second team, 1999

ATLANTIC 10 ALL-CHAMPIONSHIP TEAM

Michelle (Hollister) Houseright	1998
Tere Williams	1998
Amy Wetzel	1999

ATLANTIC 10 ALL-ROOKIE TEAM

Katie O'Connor	1996
Kim Seaver	1997
Tere Williams	1998
Nicole Jones	1999
Chrystal Starling	2000

ALL-ACADEMIC TEAM

Amy Wetzel	1999, 2000
Lisa Witherspoon	1999

METRO CONFERENCE HONORS

Virginia Tech was a member of the Metro from 1981 to 1995

METRO CONFERENCE PLAYER OF THE YEAR

Jenny Root	1995
------------	------

ALL-METRO CONFERENCE

Taiqua Brittingham	first team, 1984
Renee Dennis	first team, 1986, 87
Susan Walvius	first team, 1986
Angie Kelly	second team, 1986
Maureen Donovan	second team, 1987
Michelle Bain	second team, 1988
Amy Byrne	first team, 1980
	second team, 1989
Missy Sallade	second team, 1989, 90
Jeni Garber	second team, 1991
Lisa Griffith	second team, 1992
Christi Osborne	second team, 1993, 94, 95
Jenny Root	first team, 1994, 95
	second team, 1993


METRO CONFERENCE ALL-TOURNAMENT

Taiqua Brittingham	1984
Renee Dennis	1987
Jeni Garber	1989
Sue Logsdon	1994
Christi Osborne	1992, 93, 94 (MVP)

METRO CONFERENCE ALL-ROOKIE TEAM

Jeni Garber	1989
Sue Logsdon	1991
Christi Osborne	1992

THIS IS VIRGINIA TECH



ABOUT VIRGINIA TECH

Dedicated to its motto, *Ut Prosim* (That I May Serve), Virginia Tech takes a hands-on, engaging approach to education, preparing scholars to be leaders in their fields and communities. As the commonwealth's most comprehensive university and its leading research institution, Virginia Tech offers 240 undergraduate and graduate degree programs to more than 31,000 students and manages a research portfolio of more than \$496 million. The university fulfills its land-grant mission of transforming knowledge to practice through technological leadership and by fueling economic growth and job creation locally, regionally and across Virginia.

LEARNING


Virginia Tech's challenging academic standards and hands-on, minds-on teaching philosophy attract high-achieving students. More degree programs are available through the university's eight colleges (Agriculture and Life Sciences, Architecture and Urban Studies, Engineering, Liberal Arts and Human Sciences, Natural Resources and Environment, Pamplin College of Business, Science, and Virginia-Maryland College of Veterinary Medicine) and Graduate School than at any other university in the commonwealth. Some 93 percent of all departments offer e-learning courses.

DISCOVERY

The university's groundbreaking research transforms lives and communities. Virginia Tech ranks 38 among the top research universities in the United States, and with more than 100 research centers and seven university-wide research institutes, the university also consistently ranks among the top institutions in industry-supported research. Tech's nationally and internationally recognized faculty and motivated students are involved in thousands of research projects in fields ranging from biotechnology to materials, from the environment and energy to food and human health, and from transportation to computing information. The university also boasts an award-winning research park that is home to more than 170 companies.

ENGAGEMENT

As part of Virginia Tech's outreach mission and in adherence to its motto, the university serves and engages the citizens of the commonwealth, the nation and the world. The university is involved in a multitude of economic and community development projects and encourages faculty members to develop global course content and study-abroad opportunities for students. Virginia Cooperative Extension, operated jointly by Virginia Tech and Virginia State University, has been helping people improve their economic, cultural and social well-being for nearly a century.





TIMOTHY D. SANDS

UNIVERSITY PRESIDENT

@VTSandsman

Timothy D. Sands is the 16th president of Virginia Polytechnic Institute and State University. Throughout his distinguished academic career, he has served as scientist, researcher, inventor, educator, and a leader at several of America's foremost universities.

"I am delighted and honored to serve this great university. Virginia Tech is a truly a special place. The spirit of community and service exhibited by students, faculty, staff and alumni is unlike anything I've seen. Our motto, *Ut Prosim* (That I May Serve) and our drive to 'Invent the Future' constantly motivate us to seek answers to the most challenging questions facing Virginia and the nation," Sands said.

During his first year, President Sands began laying the groundwork for advancing Virginia Tech to a new level of excellence. One of his first initiatives was the creation of InclusiveVT, a university-wide effort to advance inclusion and diversity on in the university's many communities. President Sands is personally leading this effort through the President's Inclusion and Diversity Executive Council.

"Inclusion and diversity are the keys to innovation," Sands said. "We need fresh voices and new perspectives that will challenge us to think differently and develop new ideas. This will also prepare our students to compete and thrive in a rapidly changing global environment."

In May of 2015 President Sands announced that the Virginia Tech community would engage in a year-long visioning process to advance the university's status as an internationally recognized, global land-grant institution and to strategically address the challenges and opportunities presented by the changing

landscape of higher education.

"I believe that Virginia Tech is poised to become a 21st century, global land-grant university leader," Sands said. "By building upon our traditional focus and range of disciplinary excellence, we are positioned to advance the university and the Commonwealth by promoting

an educated and engaged society, knowledge creation, strategic business partnerships and job creation – the fruits of a modern research university."

Throughout his academic career and administrative leadership positions, President Sands has remained connected to students. He continued this practice during his first year at Virginia Tech by attending Hokie Camp and helping students carry their belongings during Move-In days and frequently visiting the dining halls. He also stays in regular contact with students via Twitter, where he tweets as @VTSandsman.

Before taking the helm at Tech, President Sands, 57, served as Executive Vice President for Academic Affairs and Provost at Purdue University in West Lafayette, Indiana. He served as Purdue's acting president during the Fall semester of 2012. As Purdue's chief academic officer, he led efforts to elevate student success, resulting in the highest first-to-second year retention and four-year graduation rates in Purdue's history.

President Sands earned a bachelor's degree with highest honors in engineering physics and a master's degree and doctorate in materials science from the University of California, Berkeley. He joined the Purdue faculty in 2002 as the Basil S. Turner Professor of Engineering in the schools of materials engineering and electrical and computer engineering. Throughout his career, he has participated in and led research teams and academic programs that have been characterized by open collaboration across a wide array of disciplines.

President Sands has published more than 250 refereed papers and conference proceedings and has been granted 20 patents in electronic and optoelectronic materials and devices. He is a fellow of the Institute of Electrical and Electronics Engineers (IEEE), the Materials Research Society (MRS) and the National Academy of Inventors (NAI).

President Sands is joined in Blacksburg by his wife, Dr. Laura Sands, a professor of gerontology in the Department of Human Development at Virginia Tech. All four of their children graduated from Purdue.

Despite a daunting schedule, President Sands maintains his long-established fitness regimen which includes early-morning pick-up basketball in War Memorial Gym and exploration of the region's scenic biking and hiking trails.

President Timothy Sands and his wife, Laura.





WHIT BABCOCK

DIRECTOR OF ATHLETICS

@WhitBabcock

Whit Babcock was officially announced as Virginia Tech's Director of Athletics on Jan. 24, 2014. Babcock, a former college baseball player at James Madison University, joined the Hokies following two and a half years at the University of Cincinnati, where he served as the Director of Athletics, and five years at the University of Missouri, where he served as the executive associate director of athletics.

Now in his second year at Tech, Babcock continues making his mark in all facets of the department. His approach is to ensure that the programs continue their recent string of successes, while he also remains sharply focused on the areas of academics, student-athlete experience, fan engagement and fundraising.

The Hokies have enjoyed success both in the playing venues and in the classroom during Babcock's brief tenure. In 2015, Virginia Tech won ACC championships in the sports of men's track and field and wrestling – the school's 19th and 20th ACC team titles since joining the league. During the 2014-15 academic year, seven teams qualified for NCAA competition, including women's cross country, men's golf, women's soccer, softball, men's tennis, women's tennis and wrestling.

Men's indoor track and field claimed an ACC championship, while wrestling won the ACC dual title in 2015. Both men's tennis (18th) and women's tennis (30th) registered their highest-ever finishes in the final ITA standings, as well.

In addition, the Hokies' track and field and swimming and diving teams sent several individuals to the NCAA championships in those respective sports, including Irena Sediva, who won the 2015 national title in the javelin, breaking her own school and ACC record in the process. Virginia Tech once again excelled in the Learfield Sports

Director's Cup standings in 2014-15, finishing with its highest ever point total at 640.50 and tying for its best-ever finish at No. 35.

Academically, 50 percent of Tech's student-athletes maintain a cumulative grade-point average 3.0 or better. The average team cumulative GPA is 3.06, and 13 teams maintain a 3.0 cumulative GPA or better.

Babcock also unveiled the "Pylons of Promise," a landmark document that sets forth the university's and the athletics department's commitment to student-athletes during their times at Virginia Tech. This document served as Virginia Tech's response to the changes in the NCAA governance landscape. The Pylons of Promise is based on the ideals emblazoned on the eight pylons at the Virginia Tech War Memorial Court.

Babcock also made his mark on Tech's facilities in his second year, as he and his staff oversaw the completion of a new \$21.3 million indoor practice facility behind the Jamerson Athletics Center. This facility will be used by the football program, and other sports, including the men's and women's soccer, baseball, softball and lacrosse programs. He also has a vision for future improvements to Rector Field House, Tech Softball Park, English Field, Cassell Coliseum and the Burrows-Burleson Tennis Center.

Babcock's inaugural year at Virginia Tech was a busy one, as he hired a new basketball coach in Buzz Williams, who took Marquette University to the NCAA Tournament five times in six seasons. He also signed both longtime football coach Frank Beamer and defensive coordinator Bud Foster to contract extensions, and he oversaw the launching of a new mission statement and core values for the athletics department.

Under Babcock's leadership, the department continues to emphasize the fan experience. Fan amenities, customer initiatives, a gameday app and new interactive video scoreboard elements, as well as the free Hokie Village fan festival, are all designed to create memorable experiences. Virginia Tech also made significant investments in a new lighting system and sound system for Cassell Coliseum and will unveil Courtside at Cassell VIP seating for events at the facility beginning in 2015-16.

Prior to his time at Cincinnati, Babcock's 22-year career path included stops at Missouri, West Virginia, Auburn, and James Madison.

A native of Harrisonburg, Virginia, Babcock lettered four seasons in baseball at James Madison University and served as team captain his senior year. He earned his bachelor's degree from JMU in 1992. In 1996, he received his master's in sports management from West Virginia University.

He and his wife, Kelly, have three sons: (pictured below l-r) Andrew, Brett and Eli.



DESIREE REED- FRANCOIS

EXECUTIVE ASSOCIATE DIRECTOR OF ATHLETICS/SENIOR WOMAN ADMINISTRATOR

Virginia Tech Director of Athletics Whit Babcock brought a familiar face to his executive staff when he named Desiree Reed-Francois as the Hokies' Executive Associate Athletics Director on May 22, 2014. Her responsibilities include leading the department's external units and serving as the sport administrator for football and women's basketball.

A member of Babcock's staff at the University of Cincinnati, Reed-Francois was named the Bearcats' interim Director of Athletics in early 2014 when Babcock left for the AD job at Tech, making her the first Hispanic female (interim) director of athletics in the NCAA Football Bowl Subdivision.

Reed-Francois served as the senior associate AD and senior woman administrator at Cincinnati in 2013, with duties that included direct oversight of the football, women's basketball and volleyball programs in addition to the sports communications, marketing and promotions and video services and production departments. She also led the department's strategic planning initiatives and assisted in management of external partnerships.

Prior to working at Cincinnati, Reed-Francois spent four years (2008-12) at the University of Tennessee, where she advanced from associate AD for strategic initiatives to senior associate AD for strategic planning and initiatives.

During her more than 16 years in intercollegiate athletics administration, Reed-Francois has occupied positions at the University of California, San Jose State, Santa Clara, Fresno State and the University of San Francisco. Prior to that, she held numerous positions of progressive leadership, including working



as a legal associate for the Oakland Raiders and serving in a similar position with the NFL's Management Council.

A 1994 graduate of UCLA and a member of the Bruins' rowing team, Reed-Francois earned a Juris Doctorate from the University of Arizona College of Law. She is a member of the California Bar, taught law classes at Tennessee and Santa Clara University and is involved on the national level, serving as a Division I-A Fellow and presenting at the NACDA Mentoring Institute and the NACWAA annual meeting.

A 2009 graduate of the Division I-A Athletics Director Institute, Reed-Francois is joined in Blacksburg by her husband, Joshua, and son, Jackson.

DEPARTMENT DIRECTORY

ATHLETICS EXECUTIVE STAFF



Whit Babcock
Director of Athletics



Desiree Reed-Francois
Executive Associate Director
of Athletics/SWA



Tom Gabbard
Senior Associate Athletics
Director for Facilities
& Operations



John Ballein
Senior Associate Athletics
Director for Football Operations



Reyna Gilbert-Lowry
Associate Athletics Director for
Student-Athlete Development



Chris Helms
Senior Associate Athletics Director
for Administration
& Sports Programs



Bill Lansden
Senior Associate Athletics Director
for Development & Executive
Director, Hokie Club



Tim Parker
Senior Associate Athletics Director
for Compliance & Governance



Lisa Rudd
Senior Associate Athletics Director
for Finance & Administration



Carmela Smith
Assistant to the
Athletics Director

STUDENT-ATHLETE ACADEMIC SUPPORT SERVICES

PROVIDING THE TOOLS NEEDED FOR SUCCESS IN THE CLASSROOM

Student-Athlete Academic Support Services (SAASS) is committed to providing a comprehensive academic and personal development program with counseling and advising for student-athletes, offering academic counseling to ensure students receive a complete system of support consistent with university and NCAA policies.

Student-athletes have access to the department's spacious facilities, located in the West Side of Lane Stadium. Opened during the 2006-07 academic year, the SAASS suite, located in the Quillen Family Academic Center, features 18 private tutor rooms, a state-of-the-art classroom, a 36-station computer lab with printer access, a conference room, three quiet areas for reading and studying and a reference library. The office is available between classes, after practice and in the evenings. Hours of operation are flexible and may be tailored to maximize the student-athlete's limited time. The collection of SAASS programs housed in Lane Stadium guarantees that all student-athletes achieve success during their time at Virginia Tech.

MATT MAYOTTE

DIRECTOR OF STUDENT-ATHLETE ACADEMIC SUPPORT SERVICES

Responsibilities: Mayotte serves as the director of Student-Athlete Academic Support Services (SAASS), where he oversees an office comprised of two associate directors, four assistant directors, two learning specialists, an intern and a secretary. This group of professionals services the academic needs of all student-athletes.

Joined VT Athletics Staff: 2014

Education: Troy University, 2005 (B.S. in sport and fitness management); Troy University, 2006 (master's in athletics administration).

Prior to Virginia Tech: Before he arrived in Blacksburg, Mayotte served as the director of student-athlete services at Troy University in Troy, Alabama, where he took over the director role in 2006 after serving as a staff assistant in SAS.

Personal: A native of Plainville, Connecticut, Mayotte and his wife, Jennifer, currently reside in Blacksburg. The couple has a daughter, Kate. In his spare time, Mayotte enjoys spending time with his family, sports, music, and outdoor recreation.



SAASS STAFF



Kendrick Gholston
Associate Director



Sarah Armstrong
Associate Director (football)



Cory Byrd
Assistant Director (football)



Tim Moore
Assistant Director



Mike Swanhart
Assistant Director



Nick Vaccaro
Assistant Director



Robyn Jones
Learning Specialist



Ryndee Ruch
Tutor Coordinator



Jacob Roulston
Intern



Terrie Repass
Administrative Assistant

ACADEMIC SERVICES

ATHLETIC TRANSITIONS

Freshman student-athletes – An optional course designed to ease the transition from high school to college.

ORIENTATION

Freshman and transfer student-athletes – SAASS schedules team and individual sessions to acclimate new students to Virginia Tech.

TUTORING

All student-athletes – Individual and group tutoring appointments are available on-site.

ACADEMIC PROGRESS

All student-athletes – Professors send academic progress reports to his/her athletic advisors twice a semester.

SAASS COMPUTER LAB

All student-athletes – The lab features computer and printer access conveniently located in Lane Stadium.

ACADEMIC RECOGNITION

Qualified student-athletes – SAASS recognizes each student-athlete with a GPA of 3.0 and above at the end of each semester on the Athletic Director's Honor Roll.

STUDY HALL

Freshman student-athletes and upperclassmen with a GPA below the team requirement – Study Hall is mandatory for all freshmen, transfers and currently enrolled students with an overall GPA below 2.30.

ADVISING/COUNSELING

All student-athletes – SAASS works closely with each student's academic advisor within the college of their major.

ACADEMIC AND ATHLETIC ELIGIBILITY

All student-athletes – The department monitors each student-athlete's academic record to ensure that they are making progress toward their degree.

For more information, visit the website: saass.vt.edu

OFFICE OF STUDENT-ATHLETE DEVELOPMENT

FOCUSING ON PERSONAL DEVELOPMENT

The Office of Student-Athlete Development is committed to ensuring a first-class student-athlete experience. With a holistic focus on leadership development, career development and a commitment to community outreach, Virginia Tech student-athletes are provided with a foundation for success at the university level and beyond.

Inspired by the NCAA Student-Athlete Affairs commitment areas, the Office of Student-Athlete Development creates programs designed to enhance student-athletes in five areas: athletic excellence, academic excellence, personal and leadership development, community outreach and career development.

STUDENT-ATHLETE ADVISORY COMMITTEE

The Student-Athlete Advisory Committee (SAAC) is a committee made up of student-athletes assembled to provide insight on the student-athlete experience. It also offers input on the rules, regulations and policies that affect student-athletes' lives on NCAA member institution campuses. Two members of each sports team serve on SAAC each academic year.

PERSONAL DEVELOPMENT

The Office of Student-Athlete Development aims to help student-athletes lead balanced lifestyles, encouraging emotional well-being, personal growth and decision-making skills. Each team is required to attend two personal development programs during the year to educate student-athletes.

CAREER DEVELOPMENT

The Office of Student-Athlete Development is committed to educating student-athletes on the proficiencies and strategies necessary to develop career success during their time at Virginia Tech and beyond. Similar to their athletic development, exposure to opportunities to utilize and refine those skills in real-world situations only enhances their likelihood for success. The office collaborates with Virginia Tech Career Services in order to enhance career development skills and opportunities for personal and professional growth.

ACADEMIC EXCELLENCE

The Office of Student-Athlete Development is also responsible for nominating student-athletes for academic honors and awards. Athletes are nominated for on-campus, Atlantic Coast Conference and national awards. Student-athletes with a 3.0 GPA are rewarded and honored on the Athletic Director's Honor Roll. In 2013-14, 378 student-athletes and 153 members of support groups were named to this prestigious list, which was a large increase from the 395 who were honored during 2012-13.

COMMUNITY OUTREACH

With the university motto, *Ut Prosim*, (That I May Serve) at our core, the Office of Student-Athlete Development assists student-athletes in taking advantage of the many opportunities to volunteer throughout their college experience. Teams partner with national and local community organizations and volunteer their time at community-wide events.

Involvement in these initiatives helps maintain and improve the positive relationship between student-athletes and the surrounding community. Reading to elementary school students, visiting children's hospitals and assisting with local food drives are just a few of the many ways Virginia Tech student-athletes give back.

The women's team hosted several games during the course of last season that gave back to the community including their annual Military Appreciation game as well as a game that welcomed the local branch of Special Olympics of Virginia to Cassell Coliseum.

Tech played a large role in the annual Montgomery County Christmas Store as the Hokies traveled to Christiansburg to volunteer their time, assisting families with their shopping and restocking shelves when items ran low. In addition to helping out at the store, the Hokies hosted a game in which fans were encouraged to bring new toys to donate to the store.

On a national level, the Hokies invited local Girl Scout troops to come for a game in recognition of National Women in Sports Day. Tech also competed in their annual Play4Kay initiative, which honors former NC State Head Coach Kay Yow, who lost her long battle with breast cancer. The Hokies wear pink in the game to help raise awareness and funds for breast cancer research



REYNA GILBERT-LOWRY

ASSOCIATE ATHLETICS DIRECTOR FOR STUDENT-ATHLETE DEVELOPMENT

Responsibilities: Recently promoted to associate athletics director, Gilbert-Lowry develops programs geared to enhance student-athletes' personal development, career awareness and community service endeavors. This includes coordinating each team's philanthropic projects, working with the Student-Athlete Advisory Committee and nominating student-athletes for academic awards. Her staff plans the annual Athletics Director Honors Breakfast and the All Sports Banquet.

Joined VT Staff: 2008; seventh year.

Prior to Virginia Tech: Before joining the Hokies, Gilbert-Lowry served as the compliance coordinator and CHAMPS/Life Skills coordinator at Nova Southeastern University in Ft. Lauderdale, Fla. In 2005, she was also the coordinator of athletic academic services. Prior to NSU, Gilbert-Lowry served as an academic advisor at the University of Central Florida.

Education: Northern Illinois University, 2001 (psychology), where she lettered four years on the women's gymnastics team and was named MVP her senior year; Ball State University, 2004, earning a master's in sport and exercise psychology, and a minor in counseling.

Personal: A native of Orlando, Fla., Gilbert-Lowry lives in Christiansburg with her husband, Spencer, and their daughter, Brooklyn.



Danny White
Assistant Athletics
Director for Student-
Athlete Development



Kevin Jones
Assistant Athletics
Director for Special
Projects and Design



Natalie Forbes
Coordinator for
Student-Athlete
Development



Johanna Smith
Assistant Director,
Career Services/
Career Services
Liaison for Athletics

ATHLETIC PERFORMANCE

HELPING STUDENT-ATHLETES GET BIGGER, FASTER, STRONGER

Having a top-flight strength and conditioning program is one of the most important aspects of a successful college basketball program. Long before players ever step on a court in competition, the truly successful ones have dedicated themselves to the long hours of preparation it takes to be the best. The Virginia Tech strength and conditioning program is perfectly suited to develop successful student-athletes. And with the increased space in the Hahn Hurst Basketball Practice Center, this has proven even more so for the Hokies in the past two years.

Under the direction of assistant athletics director for athletic performance Mike Gentry, the Virginia Tech strength and conditioning program is among the best in the nation, helping to make the women's basketball program one of the best as well. Brandon Dillard is the strength and conditioning coach for the women's team under the supervision of the director for basketball programs, David Jackson. The results of hard work by the staff and the student-athletes have paid huge dividends as the Hokies have continually shown improvement in this area.



Brandon Dillard



The Hahn Hurst strength facility

The women's basketball team trains in the 4,000-square foot strength and conditioning center in the Hahn Hurst Basketball Practice Center. This dedicated weight room facility features free-weight equipment, a full line of Hammer Strength equipment, and four platforms. With this facility, Hokie basketball players do not need to split time between

different weight rooms; everything needed to build a winner is under one roof.

Tech also has the use of a 10-by-40-yard sand pit located outdoors and adjacent to the weight room in the Merryman Center. This pit is used for resistive running drills to improve speed. The Hokies also have the practice fields for use in running drills.

DR. MIKE GENTRY

ASSOCIATE ATHLETICS DIRECTOR FOR ATHLETIC PERFORMANCE

Responsibilities: As associate athletics director for athletic performance, Gentry's duties include overseeing the strength and conditioning training of athletes in 22 varsity sports at Virginia Tech, and he is directly involved in training the football team. Gentry also supervises the sports nutrition and sport psychology programs.

Joined VT Staff: 1987; 28th season.

Record at Virginia Tech: Gentry was inducted into the USA Strength and Conditioning Coaches Hall of Fame in 2010. He was named the second-annual Samson Strength & Conditioning Coach of the Year in the March 2005 issue of American Football Monthly.

In May 2003, Gentry was honored by the Collegiate Strength and Conditioning Coaches when he was named a Master Strength and Conditioning Coach. Gentry was one of only 36 coaches in the country to have received the CSCC's highest award when he was honored. In 1995 and 1996, Gentry was recognized by the National Strength and Conditioning Association as a finalist for the National Strength and Conditioning Professional of the Year.

Prior to Virginia Tech: Gentry worked as an assistant strength coach at UNC and as the head strength and conditioning coach at East Carolina University prior to coming to Virginia Tech in February 1987.

Education: Western Carolina, 1979 (physical education); UNC Chapel Hill, 1981 (master's degree); Virginia Tech, 1999 (doctorate; curriculum and instruction with emphasis in motor behavior).

Family: Gentry has a son, Roy Christopher (Bo), a former member of the Hokie football team from 2008-2011. Gentry is married to the former Wendy Ann Williams.



ATHLETIC PERFORMANCE

SPORT PSYCHOLOGY

The Virginia Tech Athletics Department contracts with the Thomas E. Cook Counseling Center to provide psychological services for its student-athletes through the Sport Psychology Office. Dr. Gary Bennett coordinates the sport psychology department, which offers psychological and performance enhancement services for student-athletes. The mission of the sport psychology office is to promote student-athlete learning and development. Consistent with the university's mission to "educate the whole person," the Sport Psychology Program promotes the academic, intellectual, social, emotional, athletic, and personal development of student-athletes.

On average, Bennett conducts over 50 individual sessions per week and meets weekly with teams as the need arises.

The response to the sport psychology program has been positive. The student-athletes are very receptive to the services offered by the doctors. The sport psychology office reaches out to student-athletes who may not have considered going to the counseling service that is offered to all students at Virginia Tech.



DR. GARY BENNETT

SPORT PSYCHOLOGIST

Responsibilities: Bennett meets with student-athletes on an individual basis for personal counseling and to discuss the mental aspects of the game. He also works on team building, communication and performance enhancement. Bennett has taught and supervised pre-doctoral level interns.

Joined VT Athletics Staff: 2000 (full time since 2007); 15th year.

Record at Virginia Tech: Bennett began working at Virginia Tech in 1995 at the Cook Counseling Center. Now, as the sport psychologist, he also serves on the committees for nutrition, performance and substance abuse; and the planning committee for the "Summit for Student-Athlete Success" events. He also works with various teams in the area of performance enhancement.

Education: Centre (Ky.) College, 1981, B.A. English, where he played baseball; University of Kentucky, 1988, master's in rehabilitation counseling; UK, 1995, Ph.D. in counseling psychology.

Of Note: Bennett is licensed as a clinical psychologist and has additional training in sport psychology. He is certified as a sport psychology consultant by the Association of Applied Sport Psychology and is a member of Division 47 (exercise and sport psychology) of the American Psychology Association.

Personal: Bennett lives in Blacksburg and enjoys playing golf and basketball, as well as hiking and skiing, in his spare time.

SPORTS NUTRITION

Eating healthy and making food functional for athletic performance are important aspects of a Virginia Tech student-athlete's life, and that's why the athletics department implemented the sports nutrition program in July of 2002. Jennie Zabinsky is the department's director of sports nutrition.

The sports nutrition program offers a wide variety of services that aim to enhance the performance of each student-athlete. Services include individual assessments, team talks, body composition analysis using the Bod Pod, grocery store tours, supplement management and education, disordered eating counseling, travel meal arrangements, and basketball training table menu planning and management. Zabinsky works closely with coaches, team physicians, athletic trainers, strength coaches and the sport psychologist to address any performance concerns. She directs the nutrition and performance committee that meets monthly to discuss student-athletes of concern.

The sports nutrition staff manages two facilities, the Nutrition Oasis and Fueling Station, that provide athletes fuel in between workouts, classes and meals. Each facility provides recovery beverages, Gatorade products, smoothies, and a variety of high performance snack options as well as nutrition education resources. In addition, Virginia Tech has started providing a training table to help promote hydration, muscle recovery, glycogen, synthesis, providing options to meet a variety of energy needs while increasing antioxidant and fiber intake.



JENNIE ZABINSKY, MAEd, RD

SPORTS NUTRITIONIST

Responsibilities: Zabinsky is responsible for all nutrition and performance related concerns for varsity student-athletes including individual counseling, team talks, body composition analysis using the Bod Pod, recovery nutrition plans, grocery store tours, training table menu planning, travel meal arrangements, managing the Nutrition Oasis and Fueling Stations, and supplement education.

Joined VT Staff: 2011; fourth year.

At Virginia Tech: Zabinsky worked as the sports nutrition graduate assistant under former director Amy Freel, before being hired as director. She directs the nutrition and performance committee.

Education: Roanoke College, 2005 (B.A., in sociology) while competing in basketball for four years; Virginia Tech, 2009 (B.S., in human nutrition, foods and exercise: dietetics option); Virginia Tech, 2010 (dietetic internship); Virginia Tech, 2013 (master of arts in education).

Of Note: Zabinsky is in her fourth year as director. She is a member of the Collegiate and Professional Sports Dietitians Association (CPSDA) and Academy of Nutrition and Dietetics.

Family: A native of Centerville, Va., Zabinsky and her husband Sam live in Christiansburg.

NUTRITION OASIS

USING WHOLE FOODS TO ENHANCE PERFORMANCE AND HEALTH

The Nutrition Oasis serves as a resource room, providing fuel for athletes before, during, and after training. It includes access to protein and carbohydrate recovery drinks, Gatorade, fresh fruit, and bagels for all Olympic sport athletes. A new and improved Oasis opened during the summer of 2013 and includes a much larger space to accommodate a full-service smoothie bar, nutrition education area, food prep and storage space, an additional sports nutrition office, and room for small catered events. This space allows the sports nutrition program to continue to improve how it serves Virginia Tech student-athletes from a food and nutrition standpoint.





Virginia Tech has started providing a training table, giving teams the opportunity to come together for a meal planned out by the sports nutrition staff. The goal with the menu is to promote hydration, muscle recovery, glycogen (energy) synthesis, providing options to meet a variety of energy needs while increasing antioxidant and fiber intake. The Hokies work with a chef who interacts with the student-athletes, teaching them about the foods being prepared while encouraging them to try new foods.



SPORTS MEDICINE

PROVIDING EXPERIENCED, PROFESSIONAL CARE

The Sports Medicine Department at Virginia Tech is constantly evolving to incorporate new ideas utilizing state-of-the-art resources for the betterment of all Hokie student-athletes. Under the leadership of Associate Athletics Director for Sports Medicine Mike Goforth, the department is constantly improving and developing new strategies to provide the most current and comprehensive care.

The team of certified athletic trainers, orthopaedic surgeons, Board Certified primary care physicians, chiropractors, physical therapists, sport psychologists, nutritionists, massage therapists and orthotists are available on site to manage the health care needs of Tech athletes. The staff continually looks for ways to enhance the services provided for its athletes as evidenced by its participation in local and national projects pertaining to related topics such as concussion management, prevention of antibiotic resistant types of staph infection (MRSA), high ankle sprains and collegiate health care management strategies. Research is considered instrumental to the sports medicine department. The department has participated in several projects with the engineering department and school of education, respectively.

Tech is in its 11th full year in the 4,300-square-foot Eddie Ferrell Memorial Training Room, which consolidated the training rooms that existed in the Merryman Center and Cassell Coliseum. The facility gives the training staff a centralized area to care for the needs of all Virginia Tech student-athletes. There is top-of-the-line equipment and a unique style of architecture, developed by Glenn Reynolds, AIA and Larry Perry as the consulting engineer.

Reynolds helped Tech spearhead another expansion project that doubled the size of the existing training room and united the entire

medical staff, putting both the athletic trainers and doctors under one roof. Construction was completed in 2014 to convert the current training room into a functional rehabilitation space for preventative and post injury care, while also adding doctor's offices adjacent to a new treatment area.

Tech has more than 10,000 square feet dedicated to sports medicine, placing it in the top five percent nationally. The training room also has offices for the staff, dozens of training tables, two cold tubs, whirlpools, an underwater treadmill, a Biodex System 3 and various other pieces of rehabilitation equipment and treatment modalities.

The Hahn Hurst Basketball Practice Center contains a fully-equipped training room. This area features two examination rooms, a taping area and hot and cold immersion tubs. A state-of-the-art Alter G rehab machine also is located in this area. The sports medicine staff can handle all aspects of treatment and rehabilitation of injuries from this room. Team physical therapist Erin Gibson works directly out of this facility in support of the basketball programs.

In addition, a training room has been constructed in Rector Field House for teams utilizing the facility, and the Gordon Family Mobile Sports Medicine Unit is a portable training room that can be transported to various venues.

Athletes have many options to help prevent or protect them from injuries. The sports medicine staff takes great pride in treating athletes year-round. Special attention is paid to offseason activity. The staff will analyze past injury data from each participant and construct a preventative program.

A vital part of student-athlete medical services is access to the LewisGale Hospital at Montgomery's SWVA Center for Orthopaedics and various specialty services offered through

HCA Southwest Virginia and its affiliated hospitals.

"We are privileged to have access to the finest physicians and services that HCA has at its disposal," Goforth said. "It is comforting knowing that our local hospital has the best care available in this region of the country for our student-athletes."

Physical therapists Chris Rogers, Erin Gibson and Katie Rogers play a large role in the overall program developed to return an injured athlete to 100 percent. Team chiropractor, Dr. Greg Tilley, provides Tech athletes with specialized treatment for spine-related conditions and plays a huge role in performance enhancement through various chiropractic techniques.

"As certified athletic trainers, for us to have the resources of folks like Erin Gibson, Chris Rogers, Mario Travis, Katie Rogers, Greg Tilley and Gary Bennett is a tremendous asset," Goforth said. "The knowledge and skills that they bring are invaluable."

Team orthopaedic surgeons Dr. Marc Siegel and Dr. James Farmer bring a wealth of experience and skill to assist when athletes need orthopaedic consultation for certain types of sports-related injuries. Both surgeons bring a unique skill set and have an excellent bedside manner that ensures that athletes and parents alike are comfortable and confident whenever surgery may be indicated.

Over the past 15 years, Tech has developed the reputation for producing top-level certified athletic trainers. Graduates are now employed in positions across the country at various levels of the profession.



Brad McCrady, D.O.
Team Physician



MIKE GOFORTH ASSOCIATE ATHLETICS DIRECTOR FOR SPORTS MEDICINE

Responsibilities: As associate athletics director for sports medicine, Goforth oversees healthcare needs of all student-athletes and organizes all trainers and doctors while supervising all other services Tech offers.

Joined VT Staff: 1998; 16th year.

Prior to Virginia Tech: Goforth came to Tech from the Hamilton Medical Center/Bradley Wellness Center in Dalton, Ga., where he was the director of wellness and sports medicine. He has an extensive background in sports medicine, working at East Tennessee State University, William Fleming High School, Tusculum College, Greene County Sports Medicine/Industrial Cooperative and Pioneer Sports Medicine/Physical Therapy Clinic. He also has numerous opportunities to consult on program development throughout the country.

Education: East Tennessee State University, 1991, physical education; Virginia Tech, 1995, master's in sport management.

Family: Goforth and his wife, Tracy, a teacher at Blacksburg Middle School, have two sons – Ethan and Luke.



UJU UGOKA
Vassalli 2G

MONET TELLIER
Artego Bydgoszcz

PLAYERS IN THE PROS

UJU UGOKA

6-1, Forward • Lagos, Nigeria

- Signed to play for Vassalli 2G in the top division in the Italian league for the 2014-15 season
- Averaged 18.4 points and 9.6 rebounds during her senior campaign at Virginia Tech, ranking eighth in the ACC in scoring and third in rebounding
- Set the Tech single-season record with 16 double-doubles during her final year
- Tied the longest streak of double-doubles in program history with six consecutive
- Set the single-season field goals made record with 213, breaking the previous record that was set by Renee Dennis in 1986-87

MONET TELLIER

5-11, Guard • Charlotte, North Carolina

- Signed to play for Artego Bydgoszcz in Poland for the 2014-15 season
- Wrapped up her Tech career ranking in the top-10 in the Hokies' record books in points, scoring average, field goals made, three-pointers made, free throws made, assists and minutes played
- Tops the Tech career-record list against ACC opponents in points, field goals made, free throws made, rebounds, steals, games played and minutes
- Became just the 23rd player in Tech history to top the 1,000 career-points mark and just the eighth to accomplish the feat as a junior

ALYSSA FENYN
MBK Ruzomberok

ALYSSA FENYN

6-0, Guard • Newark, New York

- Played in the EuroLeague for MBK Ruzomberok in Slovakia during the 2013-14 season
- Helped the team to the silver medal at the EuroCup divisional tournament
- Averaged 17.5 points, 8.5 rebounds and 2.0 assists
- Set the Virginia Tech record for ACC games played, started and league minutes
- Finished her Tech career with 950 points

KERRI GARDIN
Connecticut Sun

KERRI GARDIN

6-1, Forward • Morganton, North Carolina

- Drafted 34th overall in the 2006 WNBA Draft by the Chicago Sky
- Signed by the Connecticut Sun in 2008 as a free agent
- Started in 15 games, helping the Sun to a 21-13 record
- Most recently played in the WNBA for the Washington Mystics
- Also played in FIBA EuroLeague
- Played most recently in the EuroLeagues for Elizabeth-Basket in the Ukraine in 2014

IEVA KUBLINA
Fenerbahçe Istanbul

IEVA KUBLINA

6-4, Forward/Center • Riga, Latvia

- Drafted in the third-round of the 2004 WNBA Draft by Indiana
- Competed with the Latvian National Team at the 2008 Olympics
- Has been playing in the FIBA EuroLeague Women since 2005
- Most recently was a member of Fenerbahçe Istanbul
- Ranked in the Tech career record books in the top-10 in points, field goals made, scoring average, three-pointers made, free throws made, rebounds, rebound average, blocked shots (record holder), and free throw percentage

HARDWOOD CLUB

The Hokie Hardwood Club, formerly known as the Diamond Club, has been in existence for more than 20 years. The mission of the Hokie Hardwood Club is to increase public awareness of the Virginia Tech women's basketball program, to raise the level of community support for all aspects of the program and to provide the level of spirit and resources required for a program of national prominence. The club conducts fundraisers during the year in support of the women's basketball program. Fundraising efforts helped with some of the team's expenses on its summer trip to Europe in 2000, as well as the trip to Australia the summer of 2004, the 2008 trip to Greece and Italy and the 2014 trip to Italy. Members of the Hokie Hardwood Club travel to several away games each season.



With the help of the Hardwood Club, the women's basketball team travelled to Italy in 2014.



The Hokie Hardwood Club enjoys several social events with the team throughout the year including the annual Welcome Back Dessert Social.



The Hokie Hardwood Club hosts an annual auction in the winter to raise money to help support the Virginia Tech women's basketball team.



Virginia Tech's **OFFICIAL WEBSITE** is your one-stop source for information about Hokie varsity sports

KEEPING UP WITH THE HOKIES

A **MONTHLY MAGAZINE** for continuing coverage of the Hokies' varsity sports

HOKIESXtra

All Virginia Tech Athletics radio broadcasts and television programs are available exclusively online via **HokiesXtra**, on hokiesports.com.

ACCESS ALL OF THESE CONNECTIONS AT hokiesports.com



-  twitter.com/hokiesports
twitter.com/vt_wbball
-  facebook.com/hokiesports
-  instagram.com/vthokiewbb

Exciting **VIDEOS** of all aspects of Tech sports and Hokie Nation!



A **FREE WEEKLY ONLINE PUBLICATION** featuring quick updates about athletics at Virginia Tech



**HYPER
DUNK**
QUICK.
CREATIVE.
VERSATILE.

VIRGINIA TECH ATHLETICS STRATEGIC COMMUNICATIONS

PRESS AND PHOTO CREDENTIALS

Email April Goode at a.goode@vt.edu to request credentials for the season or on a game-by-game basis.

The NCAA has established a control policy to keep the court free from congestion. Only photographers on assignment and members of the television media are given photo credentials. Freelance or amateur photographers will not be issued credentials. Accredited photographers may work along the playing floor at both ends behind the restriction line established by the NCAA. Permission to install strobe lighting must be made, in writing, to April Goode, women's basketball media contact, at least 10 days in advance of the game. Photographers should follow the same credentialing system as listed above.

Credentials will be mailed with advance notice, otherwise credentials may be picked up prior to the game from administrative assistant Donna Smith in the Strategic Communications Office. Credentials not mailed or picked up will be held at the Will Call Window located at the front entrance to Cassell Coliseum.

Media parking is limited. Parking is available in the lot across from Cassell Coliseum. The entrance to this lot is on Spring Road. Requests for parking credentials should be made by contacting April Goode.

Media information and game notes are available by email and will be posted on hokiesports.com.

GAME SERVICES

The Virginia Tech Strategic Communications Office will be at your service throughout the game. All media will be provided game notes, rosters, press guides and other pertinent information. Statistics will be available at halftime

and at the conclusion of the game. Information provided includes play-by-play and individual and team statistics in standard NCAA box score format and a shot chart. Members of the media work in a modern press room, located on the second floor of Cassell Coliseum, down the hall and to the left from the court entrance. This press room houses both the working press area and the post-game interview room. Only credentialed members of the media will be allowed in this work room. There is complimentary wireless internet available in the press room and on press row. Please contact a member of the athletics communications staff for log-on information.

POSTGAME INTERVIEWS

The Virginia Tech locker room is closed to the media. In accordance with ACC by-laws, requested players will be made available to the media following a 10-minute cooling off period. Coach Dennis Wolff and Virginia Tech student-athletes will hold postgame press conferences in the interview room. Media access to visiting coach and players will be determined by the visiting media relations contact.

CONTACTING COACH WOLFF

The only way to reach Coach Dennis Wolff is by contacting April Goode at (540) 231-8823 or a.goode@vt.edu.

TECH ATHLETICS WEBSITE

Notes, releases, statistics and other pertinent information are available on Tech's official website, hokiesports.com. The website will also have live stats during each home game. There is a media section of hokiesports.com with photographs, logos, StatCrew rosters and other pertinent information available to working members of the media. Contact April Goode for more information and log-on information.



PETE MORIS
Associate A.D.,
Strategic Communications
morisvt@vt.edu
540.231.9965
Education: Loras College ('93)
Hometown: Mt. Hope, WI



APRIL GOODE
Director, Social
Communications
a.goode@vt.edu
540.231.8823
Education: High Point ('03);
Marshall (MA '05)
Hometown: Meadow Bridge, WV



JIMMY ROBERTSON
Director of Content Creation
jrob@vt.edu
540.231.4134
Education: Roanoke College, ('94)
Hometown: Christiansburg, VA



BILL DYER
Associate Director,
Athletics Communications
wdyer@vt.edu
540.231.8852
Education: James Madison ('84)
Hometown: Danville, VA



KELSEY APPLETON
Assistant Director, Strategic
& Social Communications
kelsey89@vt.edu
540.231.2228
Education: Virginia Tech ('13)
Hometown: College Station, TX



MARC MULLEN
Assistant Director,
Athletics Communications
marcm@vt.edu
540.231.1894,
Education: Bloomsburg ('98);
Duquesne (MA '01)
Hometown: North Catasaqua, PA



DONNA SMITH
Administrative Assistant
sidsec@vt.edu
540.231.6726
Education: Christiansburg
High School ('91)
Hometown: Floyd, VA



ANNE PANELLA
Assistant Athletics Director,
Publications
apanella@vt.edu
540.231.7684
Education: Virginia Tech ('74);
South Carolina (MLIS '11)
Hometown: Pembroke, VA



DAMIAN SALAS
Senior Director &
Webmaster, hokiesports.com
dsalas@vt.edu
540.231.8816
Education: Virginia Tech
Hometown: Poquoson, VA



DAVE KNACHEL
Director, Photography
dknachel@vt.edu
540.231.1838
Education: Virginia Tech
Hometown: Christiansburg, VA



JOHN SOURS
Assistant Publications
Director
jsours@vt.edu
540.231.6329
Education: South Florida ('79)
Hometown: Roanoke, VA

PHONE & FAX

(540) 231-6726 - Phone
(540) 231-6984 - Fax

MAILING ADDRESS

Virginia Tech Athletics Communications
460 Jamerson Athletic Center (0502)
Blacksburg, VA 24061

MEDIA INFORMATION

REAL-TIME TRANSMISSION

The "real-time" transmission of digital images, audio and data, including live game play-by-play and statistics, of any home game or any Tech-sponsored media event is the exclusive property of Virginia Tech and/or its rights holder(s). "Real-time" is defined as "live continual coverage or description of an event."

Media members blogging or using Twitter from the press box are subject to all of Virginia Tech's real-time policies.

The Atlantic Coast Conference has adapted an Internet Real-Time Policy. Virginia Tech adheres to this policy.

RIGHTS RESTRICTION

Virginia Tech is and shall be the sole owner of any and all copyrights, intellectual property rights and proprietary rights for images, sounds and data arising from or during Virginia Tech home athletics contests and Tech-sponsored media events.

The use of photographs, video and/or audio for purposes other than traditional news coverage is forbidden. No redistribution is permitted.



GETTING TO CAMPUS

The campus is located in Blacksburg, Va., about 40 miles southwest of Roanoke, Va. To reach the campus from Interstate 81, take Exit 118-B (Christiansburg) onto U.S. Route 460 West. Follow the 460 Blacksburg Bypass and turn right onto Rt. 314.

BY AIR

Roanoke Regional Airport in Roanoke, Va., is served by major domestic airlines. Limousine services provide transportation between the airport and campus. Private planes may land at the Virginia Tech Airport, on campus.

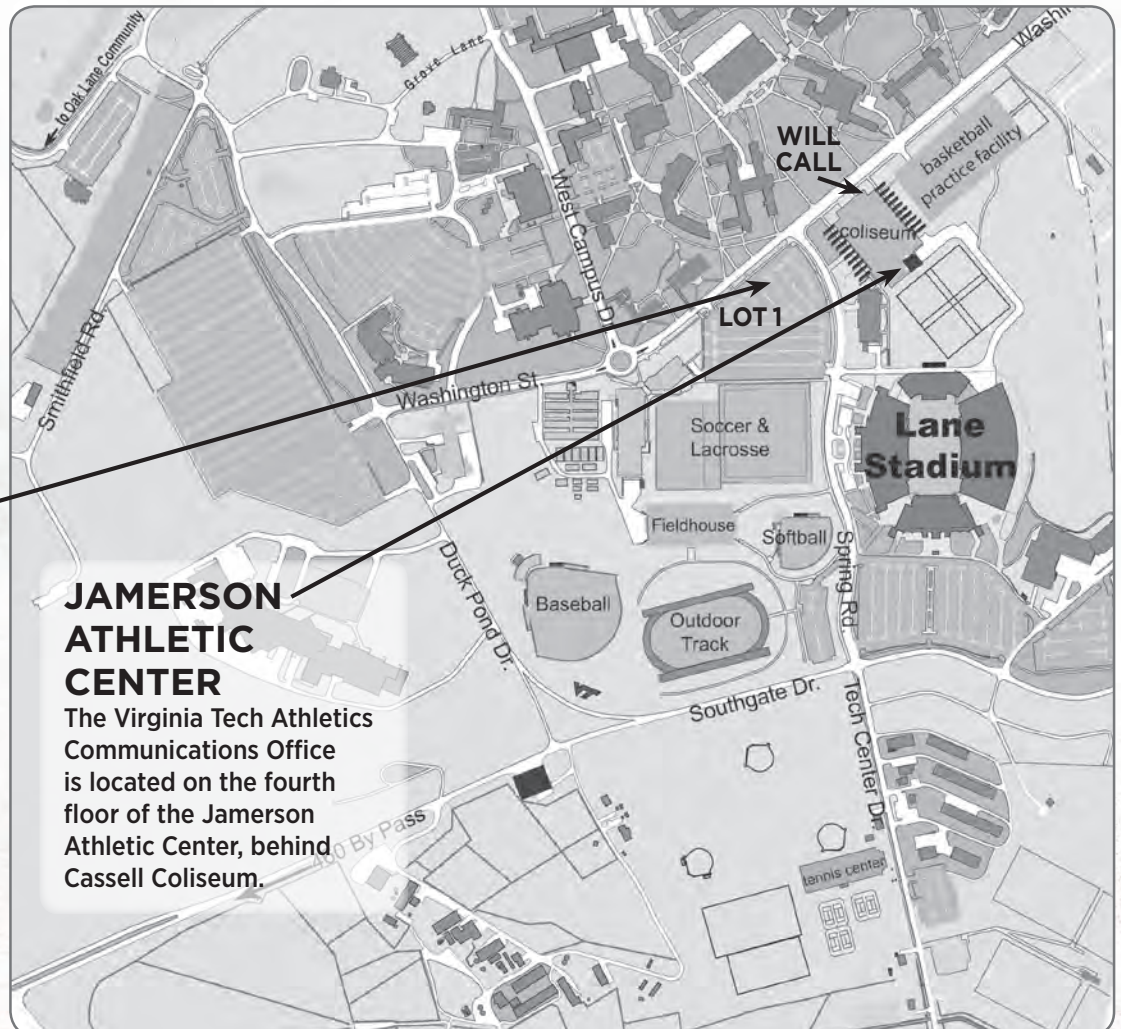
GAME DAY

MEDIA PARKING (MEDIA PARKING PASS REQUIRED)

Media parking will be assigned in Lot 1 (Cassell Lot).

VISITOR PARKING PERMITS (NON-GAME DAYS)

Visitor parking permits are available at the Visitor Center at 965 Prices Fork Road or at the Parking Services office on Tech Center Drive, Monday-Friday 7:30 a.m.-6 p.m., Saturday 8:30 a.m.-2:30 p.m., and Sunday 1 p.m.-5 p.m. Visitor permits must be signed and dated by an authorized official and displayed 7 a.m.-5 p.m., Monday through Friday, unless otherwise noted by a sign.



REACHING OUT



HOKIES IN THE COMMUNITY

The Virginia Tech women's basketball team continues its tradition of giving back to Blacksburg and the surrounding communities.

In December, the women's basketball team was active with the Montgomery County Christmas Store. Fans were encouraged to bring donations to games during December and the Hokies assisted the store with set-up and helped families with their holiday shopping.

Tech hosted both the Special Olympics and Military Appreciation Day during the month of January, and in February the Hokies held a day for Girl Scouts and their families to attend a game.

The Hokies are always active in the Play4Kay initiative which honors former NC State head coach Kay Yow, who lost her long battle with breast cancer. Tech wears pink in an annual game to help raise awareness and funds for breast cancer research.



BLACKSBURG, VA

A GREAT PLACE TO SPEND FOUR YEARS OR A LIFETIME!

One of America's best college towns, Blacksburg is a perfect setting for a great university like Virginia Tech.

Located in Southwest Virginia on a plateau between the Blue Ridge and Alleghany mountains, Blacksburg combines the laid-back lifestyle of a small town with the amenities one would expect to find around a major center of higher education. Together, the town and university have worked hard to create a progressive community that ranks among the nation's elite living environments. Virginia Tech and the Town of Blacksburg gained national and international attention by creating the world's first "electronic village." Businesses and industries have been drawn by the potential of the quaint town.

Established in 1798 by John and William Black, the town is surrounded by scenic mountain views that accentuate the area. Since its founding, Blacksburg has grown to become the largest town in Virginia. The nearly 43,000 residents (including students) enjoy a close proximity to a variety of recreation areas such as the Blue Ridge Parkway, Appalachian Trail, Claytor Lake and the New River. The region features a moderate climate and four distinct seasons. Blacksburg's location (adjacent to major interstate highways) provides convenient access to most points in the southern and eastern parts of the country.

More information on Blacksburg can be found on the town's web site,



**THIS IS
HOME**
VT

2015-16 VIRGINIA TECH WOMEN'S BASKETBALL

2015-2016 SCHEDULE

Nov. 13	Fri.	PRESBYTERIAN	7 p.m.
15	Sun.	GEORGE MASON	5 p.m.
18	Wed.	at Georgetown	7 p.m.
20	Fri.	PROVIDENCE	5 p.m.
22	Sun.	COLLEGE OF CHARLESTON	5 p.m.
25	Wed.	WOFFORD	7 p.m.
Big Ten Challenge			
Dec. 3	Thu.	at Penn State	8 p.m.
6	Sun.	at Tennessee	2 p.m.
9	Wed.	MORGAN STATE	7 p.m.
13	Sun.	COPPIN STATE	Noon
19	Sat.	MOUNT ST. MARY'S	3 p.m.
21	Mon.	RADFORD	1 p.m.
30	Wed.	FURMAN	3 p.m.
Jan. 3	Sun.	BOSTON COLLEGE	2 p.m.
7	Thu.	at Louisville	7 p.m.
10	Sun.	at Syracuse	2 p.m.
18	Mon.	CLEMSON (RSN)	7 p.m.
21	Thu.	NC STATE (RSN)	7 p.m.
24	Sun.	at Notre Dame	1 p.m.
28	Thu.	MIAMI	7 p.m.
31	Sun.	at Florida State	2 p.m.
Feb. 4	Thu.	GEORGIA TECH	7 p.m.
7	Sun.	at Virginia	2 p.m.
11	Thu.	at North Carolina	7 p.m.
14	Sun.	PITTSBURGH	2 p.m.
18	Thu.	DUKE (ESPN3)	7 p.m.
21	Sun.	at Miami	4 p.m.
25	Thu.	at Wake Forest	7 p.m.
28	Sun.	VIRGINIA	2 p.m.

Home games (listed in **BOLD CAPS**) are held in Cassell Coliseum.
Times (EST) are subject to change.
RSN - Regional Sports Network.



KELLY KOSHUTA



REGAN MAGARITY



RACHEL CAMP



CHANETTE HICKS



ALANA GILMER

KHAEDRA CROKER