

WE RISE TOGETHER



VIRGINIA TECH

Women's Basketball



2013



2014

BLACKSBURG, VA

A GREAT PLACE TO SPEND FOUR YEARS OR A LIFETIME!

One of America's best college towns, Blacksburg is a perfect setting for a great university like Virginia Tech.

Located in Southwest Virginia on a plateau between the Blue Ridge and Alleghany mountains, Blacksburg combines the laid-back lifestyle of a small town with the amenities one would expect to find around a major center of higher education. Together, the town and university have worked hard to create a progressive community that ranks among the nation's elite living environments. Virginia Tech and the Town of Blacksburg gained national and international attention by creating the world's first "electronic village." Businesses and industries have been drawn by the potential of the quaint town.

Established in 1798 by John and William Black, the town is surrounded by scenic mountain views that accentuate the area. Since its founding, Blacksburg has grown to become the largest town in Virginia. The nearly 43,000 residents (including students) enjoy a close proximity to a variety of recreation areas such as the Blue Ridge Parkway, Appalachian Trail, Claytor Lake and the New River. The region features a moderate climate and four distinct seasons. Blacksburg's location (adjacent to major interstate highways) provides convenient access to most points in the southern and eastern parts of the country.

More information on Blacksburg can be found on the town's web site, www.blacksburg.gov.



2013



2014

VIRGINIA TECH WOMEN'S BASKETBALL

2013-2014 SEASON



TABLE OF CONTENTS

INTRODUCTION

Hahn Hurst Basketball Practice Center2
 Athletic Complex4
 Cassell Coliseum6
 Quick Facts8
 2013-14 ScheduleOBC

THE TEAM

Hannah Young10
 Lauren Evans11
 Uju Ugoka12
 Nia Evans13
 Porschia Hadley14
 Tiajah Campbell15
 Monet Tellier16
 Kelsey Conyers17
 Serafina Maulupe18
 Vanessa Panousis18
 Maddison Penn19
 Samantha Hill19
 Tara Nahodil20
 Student Managers/Support Staff21
 2013-14 Roster22
 2013-14 TV/Radio Roster21

COACHES & STAFF

Head Coach Dennis Wolff24
 Assistant Coach Thomas Joyce25
 Assistant Coach Bett Shelby25
 Assistant Coach Jermaine Woods26
 Director of Basketball Operations Bill Old26
 Video Producer Lisa Strack26

2012-13 IN REVIEW

Season Notes28
 Season Statistics29
 Season Results30
 Game-by-Game Comparison31
 Points-Rebounds-Assists32

HISTORY & RECORDS

Hokie Hoops History34
 Postseason Appearances36
 Big Victories for Tech38
 Milestone Wins40
 Conference Timeline41
 Individual Records42
 Team Records43
 Miscellaneous Team Records43
 Single Game Highs44
 Records by Class45
 Year-by-Year Leaders46

1,000 Point Club48
 Tech's Top Ten51
 All-Time Best in the Cassell53
 Year-by-Year Results54
 All-Time Series Records58
 Year-by-Year vs. All Opponents59
 Letterwinners63
 Tech Sports Hall of Fame Members63
 Honor Roll64

THE UNIVERSITY

This Is Virginia Tech66
 Principles of Community66
 Athletics Department Directory68
 Athletics Management Staff69

STUDENT-ATHLETE SUPPORT

Student-Athlete Academic Support Services . . .71
 Athletics Office of Student Life72
 Athletic Performance: Strength73
 Athletic Performance: Psychology, Nutrition . .74
 Nutrition Oasis75
 Sports Medicine76
 Women's Basketball Alumnae77
 Hardwood Club78
 Keeping Up With the Hokies79

HAHN HURST BASKETBALL PRACTICE CENTER

Virginia Tech is able to claim perhaps the finest practice facility in major college basketball. The Hahn Hurst Basketball Practice Center affords the Hokies every imaginable convenience needed to build an elite college basketball program.

Since moving into the center in August 2009, this \$21 million facility has given the Hokies the facility so needed to compete at the highest level. The 49,000 foot building, which ties together modern, state-of-the-art amenities with the architectural integrity of the beautiful Virginia Tech campus, is a shining beacon to the commitment the university has made to basketball.

From the moment you walk through the front doors, you are engulfed with the magnitude of this beautiful facility. The two-story front lobby is a testament to the history and future promise of the Virginia Tech basketball program. From the large graphics to the various memorabilia, this area is awash with images of the greatest players in Hokie history.

The main feature of the building is the two-court, 16,609-square-foot practice gym. Spacious and convenient, the gym is equipped with a soft-wall that can be lowered to divide the courts to allow both the men's and the women's team to practice at the same time. The courts are replicas of the main court in Cassell Coliseum, allowing the team to practice on the same surface on which it will play.

The office suites on the second floor feature five large offices for the assistants, a conference room and a huge office for the head coach. A view of the practice courts is available from the head coach's office, the large reception area and the connecting balcony.

Behind a secured entrance, the facility offers every imaginable feature needed to build a program. The spacious weight room has the full range of free weights, machines, treadmills, ellipticals and other equipment – all with a panoramic view of the practice courts.

Adjacent to the weight room is the modern, fully-equipped training room. This area features

two examination rooms, a taping area and hot and cold immersion tubs. A state-of-the-art Alter G rehab machine also is located in this area. The sports medicine staff can handle all aspects of treatment and rehabilitation of injuries from this room.

Across the hall is the equipment room, completely stocked with the finest gear offered by Nike. This area also opens out into the parking lot, where the team begins its travel just steps from the locker room.

Speaking of the locker room, the Hokies boast the finest around. The fully-appointed lounge area is outfitted with a sound system, 62" flat screen television, refrigerator and computer workstations. The complex also features a classroom with video and dry-erase boards, perfect for various forms of instructions and team meetings. The locker room itself is spacious, with video screens and large individual lockers with extra storage space.

Immediately behind the practice gym is a large patio area. This area is used for social events and tailgating functions.






The Hokies settled into their \$21 million, 49,000 square-foot practice facility in August, 2009. The building boasts two practice gyms, a 3,000 square-foot basketball weight room, training rooms, lounges, coaches offices, film rooms and locker rooms.




TECH'S ATHLETIC COMPLEX

ONE OF THE NATION'S FINEST








CASSELL COLISEUM






“Cassell Coliseum is one of the toughest places for a visiting team to play in the country. Hokie basketball fans have shown true support throughout the team’s existence.”

- Head Coach,
Dennis Wolff



TECH'S HOME COURT ADVANTAGE





Lauren
Evans

QUICK FACTS

GENERAL INFORMATION

Location: Blacksburg, Va.
 Founded: 1872
 Enrollment: 31,000
 Nickname: Hokies
 Mascot: The Hokie Bird
 Colors: Chicago Maroon (PMS 208) & Burnt Orange (PMS 158)
 Arena: Cassell Coliseum
 Capacity: 9,847
 Affiliation: NCAA Division I
 Conference: Atlantic Coast
 President: Dr. Charles Steger
 Athletics Director: Jim Weaver
 Senior Woman Administrator: Sharon McCloskey
 Athletics Department Phone: 540-231-6796
 Athletics Ticket Office: 540-231-6731

COACHING STAFF

Head Coach: Dennis Wolff (Connecticut, '78)
 Record at Virginia Tech: 17-43 (two seasons)
 Career Record: 277-215 (17 years, mbb)
 17-43 (two years, wbb)
 294-258 (19 years)
 Basketball Office Phone: 540-231-4998
 Best Time to Reach Coach: Through AC Office
 Associate Head Coach: Thomas Joyce (Boston College, '00)
 Assistant Coaches: Bett Shelby (Greensboro, '06)
 Jermaine Woods (Norfolk State, '11)
 Director of Basketball Operations: Bill Old (Randolph-Macon, '94)
 Athletic Trainer: Amy Kungonis (Charleston, '98)
 Strength & Conditioning: Brandon Dillard (Virginia Tech, '09)

TEAM INFORMATION

2012-13 Record: 10-20
 2012-13 ACC Record/Finish: 4-14/12th
 2013 Postseason: N/A
 Highest 2012-13 Ranking: N/A
 Starters Returning/Lost: 4/1
 Letterwinners Returning/Lost: 8/7
 Newcomers: 5

HISTORY

First Year of Basketball: 1976-77
 All-Time Record: 568-476
 Appearances in NCAA Tournament: 9
 Last Appearance: 2006
 All-Time NCAA Record: 8-9
 Last NCAA Opponent: Connecticut
 Result: 56-79 Loss in Second Round
 Appearances in WNIT: 3
 Last Appearance: 2007
 All-Time WNIT Record: 5-3
 Last WNIT Opponent: Auburn
 Result: 73-81 Loss in Sweet 16

ATHLETICS COMMUNICATIONS

Associate Director (WBB Contact): April Goode
 Office Phone: 540-231-8823
 Email: a.goode@vt.edu
 Athletics Communications Fax: 540-231-6984
 Athletics Communications Intern: Jason Krech (WBB Secondary)
 AC Mailing Address: 460 Jamerson Athletic Center
 Blacksburg, VA 24061
 Overnight Address: Same
 Women's Basketball Twitter: @VT_WBBall
 Instagram: VTHokieWBB
 Website: HokieSports.com

MEET THE HOKIES



HOMEPTS	0	20:00	VISITOR	0
BONUS		PERIOD		BONUS
FOULS	0	PLAYER	FOULS	0

COMMITMENT PERSEVERANCE

VIRGINIA TECH



Row	Player Name	Jersey Number
Back Row (Standing)	Player 1	3
Back Row (Standing)	Player 2	25
Back Row (Standing)	Player 3	15
Back Row (Standing)	Player 4	35
Back Row (Standing)	Player 5	24
Back Row (Standing)	Player 6	10
Back Row (Standing)	Player 7	5
Front Row (Seated)	Player 1	4
Front Row (Seated)	Player 2	31
Front Row (Seated)	Player 3	14
Front Row (Seated)	Player 4	23
Front Row (Seated)	Player 5	20
Front Row (Seated)	Player 6	33

4

HANNAH YOUNG

G • 6-1 • So. • 1L

Newcastle, Australia • St. Francis Xavier College

AT-A-GLANCE

PERSONAL

FULL NAME

Hannah Lucy McKay Young

BIRTHDAY

March 2, 1993

MAJOR

Communications

CAREER HIGHS

POINTS

6 at Florida State - 1/27/13

REBOUNDS

8 vs. Miami - 3/7/13

ASSISTS

3 at Miami - 2/3/13

BLOCKS

2 vs. Duke - 2/14/13

STEALS

4 vs. Hampton - 12/30/12

FIELD GOALS

2 (3x) last vs. Duke - 2/14/13

FIELD GOAL ATT.

10 vs. Duke - 2/14/13

3-POINT FIELD GOALS

2 at Florida State - 1/27/13

3-POINT FIELD GOAL ATT.

4 (2x) last vs. Duke - 2/14/13

FREE THROWS

2 vs. Hampton - 12/30/12

FREE THROW ATT.

2 vs. Hampton - 12/30/12

MINUTES PLAYED

29 (2x) last vs. Duke - 2/14/13

FRESHMAN (2012-13)

Played in 21 games for the Hokies earning four starts • Had a season-best six points at Florida State on a pair of three-pointers • Had five points versus Clemson • Tallied five points against No. 4 Duke • Grabbed a season-high eight rebounds against Miami in the ACC Tournament • Recorded four steals against Hampton.

PRIOR TO VIRGINIA TECH

Played for St. Francis Xavier's College Was named the team MVP in 2011 and 2012 • Helped the team finish third in the state championships in 2011 and 2012 • Named a Marist 5 which recognizes the top-5 players at the state championships • Earned tournament MVP honors • Competed with New South Wales team, helping the U20 squad to the silver medal in 2010 and the bronze in 2011 • The team claimed gold in 2012 • Tallied 12 rebounds, two steals and 9.5 points to earn MVP honors and be named to the All-Australian team.

PERSONAL

Hannah Lucy McKay Young • Born March 2, 1993 • Daughter of Lewis and Louise Young • Father played collegiate basketball at Gardner-Webb and played a year with the Harlem Globetrotters before playing professionally in Scotland • Has two sisters, Sophie and Emily • Enrolled in communications.



YOUNG'S CAREER TOTALS • OVERALL

Year	GP	GS	Min	Avg	FG	FGA	Pct	3pt FGs			FT	FTA	Pct	Rebounds			PF	FO	A	TO	Blk	Stl	Pts	Avg	
								FG	FGA	Pct				Off	Def	Tot									Avg
2012-13	21	4	386	18.4	10	50	.200	5	23	.217	2	4	.500	21	40	61	2.9	40	2	21	40	6	15	27	1.3
TOTAL	21	4	386	18.4	10	50	.200	5	23	.217	2	4	.500	21	40	61	2.9	40	2	21	40	6	15	27	1.3

YOUNG'S CAREER TOTALS • ACC ONLY

Year	GP	GS	Min	Avg	FG	FGA	Pct	3pt FGs			FT	FTA	Pct	Rebounds			PF	FO	A	TO	Blk	Stl	Pts	Avg	
								FG	FGA	Pct				Off	Def	Tot									Avg
2012-13	18	3	334	18.6	9	44	.205	5	21	.238	0	1	.000	17	32	49	2.7	32	2	19	38	6	10	23	1.3
TOTAL	18	3	334	18.6	9	44	.205	5	21	.238	0	1	.000	17	32	49	2.7	32	2	19	38	6	10	23	1.3

10

LAUREN EVANS

G • 6-0 • So. • 1L
Phoenix, Ariz. • Hamilton

AT-A-GLANCE

PERSONAL

FULL NAME

Lauren Ranee Evans

BIRTHDAY

December 2, 1993

MAJOR

Business Management

CAREER HIGHS

POINTS

13 vs. Virginia - 2/10/13

REBOUNDS

5 vs. Wisconsin - 11/28/12

ASSISTS

10 vs. Longwood - 12/1/12

BLOCKS

2 (2x) last vs. North Carolina - 2/22/13

STEALS

3 (3x) last at Clemson - 2/17/13

FIELD GOALS

5 (2x) last at Miami - 2/3/13

FIELD GOAL ATT.

15 vs. Florida Gulf Coast - 12/16/12

3-POINT FIELD GOALS

2 vs. Virginia - 2/10/13

3-POINT FIELD GOAL ATT.

3 (2x) last vs. Virginia - 2/10/13

FREE THROWS

4 at Richmond - 12/5/12

FREE THROW ATT.

5 at Richmond - 12/5/12

MINUTES PLAYED

40 vs. Hampton - 12/30/12

FRESHMAN (2012-13)

Appeared in all 30 games for Tech with 28 starts • Had six games with double-digit points • Recorded her first career double-double with 10 points and 10 assists against Longwood • The 10 assists marked the most in a game that season for a Virginia Tech player • Followed that with 12 points at Richmond • Recorded 10 points against Florida Gulf Coast • Had nine points, four rebounds, two assists and three blocks versus Hampton • Posted 12 points at Miami • Recorded a season-best 13 points versus Virginia, hitting 4-of-9 from the field with 2-of-3 from outside the arc • Tallied 10 points at Clemson.

PRIOR TO VIRGINIA TECH

Listed as a four-star recruit by ESPN HoopGurlz and was ranked the No. 40 guard in the country • Four-year varsity letterwinner at Hamilton High School • Named the Player of the Year in 2012 • Earned Defensive Player of the Year honors in 2010, 2011 and 2012 • Played club ball for Cal Storm Team Taurasi where she competed at the 2010 and 2011 Nike Nationals • Was invited to the Nike Skills Academy as a freshman, sophomore and junior.

PERSONAL

Lauren Ranee Evans • Born December 2, 1993 • Daughter of Greg and Roxane Evans • Has two brothers, Ryan and Zachary • Brother Ryan played basketball at Wisconsin, father and uncle David were wrestlers at Minnesota; cousin, Glenn Love played football at UCLA and cousin, Quinn Evans played football at Stanford • Enrolled in business management.



L. EVANS' CAREER TOTALS • OVERALL

Year	GP	GS	Min	Avg	FG	FGA	Pct	3pt FGs			FT	FTA	Pct	Rebounds			Avg	PF	FO	A	TO	Blk	Stl	Pts	Avg
								FG	FGA	Pct				Off	Def	Tot									
2012-13	30	28	795	26.5	60	161	.373	3	24	.125	17	24	.708	15	48	63	2.1	55	1	44	54	11	35	140	4.7
TOTAL	30	28	795	26.5	60	161	.373	3	24	.125	17	24	.708	15	48	63	2.1	55	1	44	54	11	35	140	4.7

L. EVANS' CAREER TOTALS • ACC ONLY

Year	GP	GS	Min	Avg	FG	FGA	Pct	3pt FGs			FT	FTA	Pct	Rebounds			Avg	PF	FO	A	TO	Blk	Stl	Pts	Avg
								FG	FGA	Pct				Off	Def	Tot									
2012-13	18	17	449	24.9	32	89	.360	2	16	.125	7	10	.700	10	29	39	2.2	29	0	23	35	6	19	73	4.1
TOTAL	18	17	449	24.9	32	89	.360	2	16	.125	7	10	.700	10	29	39	2.2	29	0	23	35	6	19	73	4.1

14

UJU UGOKA

F • 6-1 • Sr. • 1L
Lagos, Nigeria • Gulf Coast State

AT-A-GLANCE

PERSONAL

FULL NAME

Uju Nkiru Ugoka

BIRTHDAY

May 24, 1993

MAJOR

Sociology

CAREER HIGHS

POINTS

28 vs. Wake Forest - 12/22/12

REBOUNDS

14 vs. Clemson - 1/31/13

ASSISTS

2 at Miami - 2/3/13

BLOCKS

1 (2x) last vs. Clemson - 1/31/13

STEALS

3 vs. North Carolina A&T - 12/28/12

FIELD GOALS

13 vs. Wake Forest - 12/22/12

FIELD GOAL ATT.

20 at Florida State - 1/27/13

3-POINT FIELD GOALS

N/A

3-POINT FIELD GOAL ATT.

1 (5x) last at Miami - 2/3/13

FREE THROWS

9 vs. Boston College - 1/10/13

FREE THROW ATT.

13 vs. Boston College - 1/10/13

MINUTES PLAYED

36 at Virginia - 1/3/13

JUNIOR (2013-13)

Played in 17 games with 10 starts • Was second on the team in scoring, averaging 12.5 points per game • Led the team in rebounding with 8.5 per game • Hit double-digits in 13 games, including three with 20 or more points • Had five games with double-digit rebounds and recorded five double-doubles this season • Posted 28 points in Virginia Tech debut versus Wake Forest • Had 10 points and 12 rebounds against North Carolina A&T • Tallied 16 points at Virginia • Posted 15 points and five boards at North Carolina • Tallied 21 points and 13 rebounds versus Boston College • Notched 12 points against No. 10 Maryland • Recorded 10 points and nine rebounds at No. 21 Florida State • Pulled down 14 a season-best 14 boards against Clemson • Posted 12 points and 13 rebounds at Miami • Had 10 points versus No. 16 North Carolina • Recorded 21 points and 12 rebounds against No. 19 Florida State • Followed that with 11 points and 11 boards at Wake Forest • Recorded 12 points versus Miami • Had 11 points and six rebounds against Miami in the ACC Tournament.

PRIOR TO VIRGINIA TECH

Played at Gulf Coast State and named the Conference Player of the Year, earned first team NJCCA All-America honors and was a top-3 finalist for National JUCO Player of the Year. Averaged 17 points, nine rebounds and 1.8 steals per game • Also competed at Grayson County College as a freshman, earning Conference Player of the Year honors as well as first team NJCCA All-America • Was a silver medalist in the U18 African qualifiers.

PERSONAL

Uju Nkiru Ugoka • Born May 24, 1993 • Daughter of Paul and Kate Ugoka • Enrolled in sociology.



UGOKA'S CAREER TOTALS • OVERALL

Year	GP	GS	Min	Avg	FG	FGA	Pct	3pt FGs			FT	FTA	Pct	Rebounds				PF	FO	A	TO	Blk	Stl	Pts	Avg
								FG	FGA	Pct				Off	Def	Tot	Avg								
2012-13	17	10	491	28.9	83	214	.388	0	5	.000	46	77	.597	63	82	145	8.5	37	1	6	41	2	8	212	12.5
TOTAL	17	10	491	28.9	83	214	.388	0	5	.000	46	77	.597	63	82	145	8.5	37	1	6	41	2	8	212	12.5

UGOKA'S CAREER TOTALS • ACC ONLY

Year	GP	GS	Min	Avg	FG	FGA	Pct	3pt FGs			FT	FTA	Pct	Rebounds				PF	FO	A	TO	Blk	Stl	Pts	Avg
								FG	FGA	Pct				Off	Def	Tot	Avg								
2012-13	15	9	437	29.1	73	193	.378	0	4	.000	45	75	.600	55	72	127	8.5	32	1	5	38	2	5	191	12.7
TOTAL	15	9	437	29.1	73	193	.378	0	4	.000	45	75	.600	55	72	127	8.5	32	1	5	38	2	5	191	12.7

20 NIA EVANS

F • 6-0 • Sr. • 3L
Decatur, Ga. • Redan



AT-A-GLANCE

PERSONAL

FULL NAME

Nia T. Evans

BIRTHDAY

January 3, 1992

MAJOR

Human Development

CAREER HIGHS

POINTS

16 vs. Radford - 12/21/10

REBOUNDS

12 vs. Radford - 12/21/10

ASSISTS

3 at Old Dominion - 11/11/11

BLOCKS

3 (4x) last vs. Virginia - 2/10/13

STEALS

3 (3x) last vs. Wake Forest - 3/1/12

FIELD GOALS

7 vs. Radford - 12/21/10

FIELD GOAL ATT.

13 vs. Radford - 12/21/10

3-POINT FIELD GOALS

N/A

3-POINT FIELD GOAL ATT.

1 vs. Wisconsin - 11/28/12

FREE THROWS

5 at William & Mary - 12/18/10

FREE THROW ATT.

10 at William & Mary - 12/18/10

MINUTES PLAYED

29 vs. Presbyterian - 11/12/10

JUNIOR (2012-13)

Appeared in 29 games with two starts • Scored eight points to open the season against Old Dominion • Recorded nine points and seven rebounds versus George Washington • Posted nine points and seven boards against Longwood • Had seven rebounds and six points versus Florida Gulf Coast • Had seven points against Hampton • Grabbed seven boards and a pair of steals versus No. 10 Maryland • Notched six rebounds at No. 21 Florida State • Had six rebounds, four points and a season-best three blocks against Virginia.

SOPHOMORE (2011-12)

Appeared in 14 games with two starts • Saw limited action while battling an injury much of the season • Came off the bench to score a season-high 12 points against Wake Forest in the ACC Tournament • Also had three steals against the Demon Deacons • Pulled down six rebounds against Cincinnati while scoring four points and picking up two blocks and two steals • Had a team season-high three blocks at Old Dominion.

FRESHMAN (2010-11)

Played in 30 games with 12 starts • Scored a game-high 14 points in collegiate debut versus Presbyterian • Tossed in 10 points against Wofford • Had seven points, six rebounds, two steals and a block versus Elon • Tallied 11 points with seven rebounds and two steals versus Winthrop • Pulled down eight rebounds at William & Mary • Recorded first career double-double with career highs of 16 points and 12 rebounds against Radford • Credited with three blocks at Charlotte • Scored 10 points and tied career high with three blocks against Longwood.

PRIOR TO VIRGINIA TECH

A McDonald's All-America nominee • Rated as the No. 97 prospect nationally and No. 19 among forwards following her junior season • She averaged 13.3 points, 9.8 rebounds, 1.9 steals and 1.9 blocks as a senior at Redan High School, where she led her team to a 58-1 record combined record her junior and senior seasons • Helped Redan to the 2009 5A State Championship • Played in both the Georgia North-South All-star and Georgia-Florida All-star games • Scored over 1,100 points and pulled down over 750 rebounds in her career • Selected to the 2010 Jackie Bradford All-Metro team • Was the Crescent Bank Invitational MVP • A first-team All-Region and a second-team All-State selection as a junior.

PERSONAL

Nia T. Evans • Born January 3, 1992 • Daughter of Warren and Treba Evans • Enrolled in human development.

N. EVAN'S CAREER TOTALS • OVERALL

Year	GP	GS	Min	Avg	FG	FGA	Pct	3pt FGs			FT	FTA	Pct	Rebounds				PF	FO	A	TO	Blk	Stl	Pts	Avg
								FG	FGA	Pct				Off	Def	Tot	Avg								
2010-11	30	12	465	15.5	58	122	.475	0	0	.000	25	40	.625	50	45	95	3.2	82	3	12	47	18	21	141	4.7
2011-12	14	2	215	15.4	20	48	.417	0	0	.000	11	17	.647	14	16	30	2.1	30	1	5	21	11	10	51	3.6
2012-13	29	2	416	14.3	40	106	.377	0	1	.000	20	36	.556	34	56	90	3.1	70	4	8	23	10	17	100	3.4
TOTAL	73	16	1096	15.0	118	276	.428	0	1	.000	56	93	.602	98	117	215	2.9	182	8	25	91	39	48	292	4.0

N. EVAN'S CAREER TOTALS • ACC ONLY

Year	GP	GS	Min	Avg	FG	FGA	Pct	3pt FGs			FT	FTA	Pct	Rebounds				PF	FO	A	TO	Blk	Stl	Pts	Avg
								FG	FGA	Pct				Off	Def	Tot	Avg								
2010-11	14	3	180	12.9	14	37	.378	0	0	.000	9	10	.900	15	16	31	2.2	36	1	5	24	3	6	37	2.6
2011-12	3	0	40	13.3	4	8	.500	0	0	.000	1	4	.250	1	4	5	1.7	7	0	0	5	2	2	8	2.7
2012-13	17	2	208	12.2	18	48	.375	0	0	.000	12	24	.500	21	27	48	2.8	44	4	4	10	8	10	48	2.8
TOTAL	34	5	428	12.6	36	93	.387	0	0	.000	21	34	.618	37	47	84	2.5	87	5	9	39	13	18	93	2.7

22

PORSCHIA HADLEY

F/C • 6-3 • r-Sr. • 3L
Montezuma, Ga. • Macon County



AT-A-GLANCE

PERSONAL

FULL NAME

Porschia Jameese Hadley

BIRTHDAY

March 2, 1991

MAJOR

Sociology

CAREER HIGHS

POINTS

18 at Florida State - 2/5/12

REBOUNDS

10 vs. N.C. Central - 12/6/09

ASSISTS

3 (2x) last vs. Georgia Tech - 2/23/12

BLOCKS

4 vs. North Carolina - 1/14/10

STEALS

3 vs. Clemson - 2/3/12

FIELD GOALS

9 at Florida State - 2/5/12

FIELD GOAL ATT.

15 at Florida State - 2/5/12

3-POINT FIELD GOALS

1 vs. Virginia - 2/10/13

3-POINT FIELD GOAL ATT.

1 (5x) last vs. Duke - 2/14/13

FREE THROWS

5 vs. VCU - 11/21/10

FREE THROW ATT.

7 vs. VCU - 11/21/10

MINUTES PLAYED

43 vs. Clemson - 2/3/12

R-JUNIOR (2012-13)

Played in all 30 games with 18 starts • Posted eight points and seven rebounds against Old Dominion • Had 10 points and one steal versus Appalachian State • Recorded eight points and three boards against Longwood • Notched six points, four rebounds a block and a steal versus Wake Forest • Grabbed five rebounds and scored four points against Hampton • Had six points and two blocks at NC State • Pulled down five rebounds at No. 21 Florida State • Had five boards at Miami • Tallied five points, six rebounds, two assists, a block and a steal at Georgia Tech • Pulled down five rebounds versus Miami in the ACC Tournament.

R-SOPHOMORE (2011-12)

Played in 30 games, starting in 26 • Recorded 10 points at George Washington • Tallied nine points, three rebounds and two steals versus NC Central • Added eight points while tallying two steals at Clemson • Had six points, six rebounds, a steal and a block at Virginia • Credited with eight points, six rebounds and a steal against No. 24 North Carolina • Scored 14 points and pulled down six rebounds in the Hokies win at No. 7 Maryland • Tossed in 10 points, pulled down six rebounds and grabbed three steals versus Clemson • Had a career-high 18 points at Florida State • Recorded eight points, five rebounds and two blocks against Boston College • Tallied 11 points versus No. 19 Georgia Tech.

SOPHOMORE (2010-11)

Suffered an ACL tear in her right knee during Dec. 9 practice and missed the remainder of the season • Pulled down four rebounds in season-opening win versus Presbyterian • Had four points and five rebounds against Wofford • Scored four points with three rebounds, two blocks and a steal versus Elon • Had nine points, six rebounds and two blocks against VCU • Scored nine points with seven rebounds and two blocks versus Florida Gulf Coast in the Caribbean Challenge • Pulled down eight rebounds against No. 20 Iowa in the Caribbean Challenge.

FRESHMAN (2009-10)

Played in 28 games • Scored a career-high 15 points at No. 10 Florida State • Credited with a career-high 10 rebounds and tallied 15 points versus North Carolina Central • Collected four blocks against No. 10 North Carolina • Had first collegiate double-double versus North Carolina Central.

PRIOR TO VIRGINIA TECH

Averaged 17 points and 14 rebounds during her senior season for coach Charlotte Nicholson at Macon County High School • Rated as the No. 52 prospect nationally by Blue Star Basketball • A four-time Georgia AA All-State first-team selection • A Street & Smith's Sporting News Honorable Mention All-American • Four-time Atlanta Journal-Constitution All-State selection • Pulled down a record-setting 33 rebounds in one game during her junior season • Played AAU for the Georgia Metros and Georgia Blazers.

PERSONAL

Porschia Jameese Hadley • Born March 2, 1991 • Daughter of Kathy Hadley • Graduated in May with a degree in psychology and is currently enrolled in sociology.

HADLEY'S CAREER TOTALS • OVERALL

Year	GP	GS	Min	Avg	FG	FGA	Pct	3pt FGs			FT	FTA	Pct	Rebounds				PF	FO	A	TO	Blk	Stl	Pts	Avg
								FG	FGA	Pct				Off	Def	Tot	Avg								
2009-10	28	0	350	12.5	52	105	.495	0	0	.000	19	31	.613	28	53	81	2.9	35	0	4	25	15	3	123	4.4
2010-11*	8	6	133	16.6	10	35	.286	0	0	.000	12	17	.706	14	25	39	4.9	15	0	1	12	8	1	32	4.0
2011-12	30	26	763	25.4	71	189	.376	0	1	.000	27	40	.675	48	69	117	3.9	81	3	10	31	15	21	169	5.6
2012-13	30	18	452	15.1	37	110	.336	1	4	.250	8	16	.500	29	59	88	2.9	57	0	8	22	16	10	83	2.8
TOTAL	96	50	1698	17.7	170	439	.387	1	5	.200	66	104	.635	119	206	325	3.4	188	3	23	90	54	35	407	4.2

*out with injury

HADLEY'S CAREER TOTALS • ACC ONLY

Year	GP	GS	Min	Avg	FG	FGA	Pct	3pt FGs			FT	FTA	Pct	Rebounds				PF	FO	A	TO	Blk	Stl	Pts	Avg
								FG	FGA	Pct				Off	Def	Tot	Avg								
2009-10	12	0	151	12.6	18	38	.474	0	0	.000	6	8	.750	8	14	22	1.8	12	0	3	6	9	0	42	3.5
2011-12	16	16	481	30.1	47	118	.398	0	1	.000	16	23	.696	30	31	61	3.8	47	2	7	22	8	13	110	6.9
2012-13	18	8	258	14.3	17	59	.288	1	2	.500	7	13	.538	14	35	49	2.7	29	0	7	13	11	7	42	2.3
TOTAL	46	24	890	19.3	82	215	.381	1	3	.333	29	44	.659	52	80	132	2.9	88	2	17	41	28	20	194	4.2

24 TAIJAH CAMPBELL

F • 6-3 • So. • 1L
Ontario, Canada • Pickering

AT-A-GLANCE

PERSONAL

FULL NAME
Taijah Danielle Campbell

BIRTHDAY
February 2, 1994

MAJOR
Communications

CAREER HIGHS

POINTS
14 vs. Florida Gulf Coast - 12/16/12

REBOUNDS
11 vs. George Washington - 11/25/12

ASSISTS
2 vs. Appalachian State - 11/14/12

BLOCKS
4 vs. Florida Gulf Coast - 12/16/12

STEALS
2 vs. Florida Gulf Coast - 12/16/12

FIELD GOALS
7 vs. Florida Gulf Coast - 12/16/12

FIELD GOAL ATT.
15 vs. Florida Gulf Coast - 12/16/12

3-POINT FIELD GOALS
1 vs. Appalachian State - 11/14/12

3-POINT FIELD GOAL ATT.
1 vs. Appalachian State - 11/14/12

FREE THROWS
2 vs. Appalachian State - 11/14/12

FREE THROW ATT.
3 vs. Appalachian State - 11/14/12

MINUTES PLAYED
36 vs. George Washington - 11/25/12

FRESHMAN (2012-13)

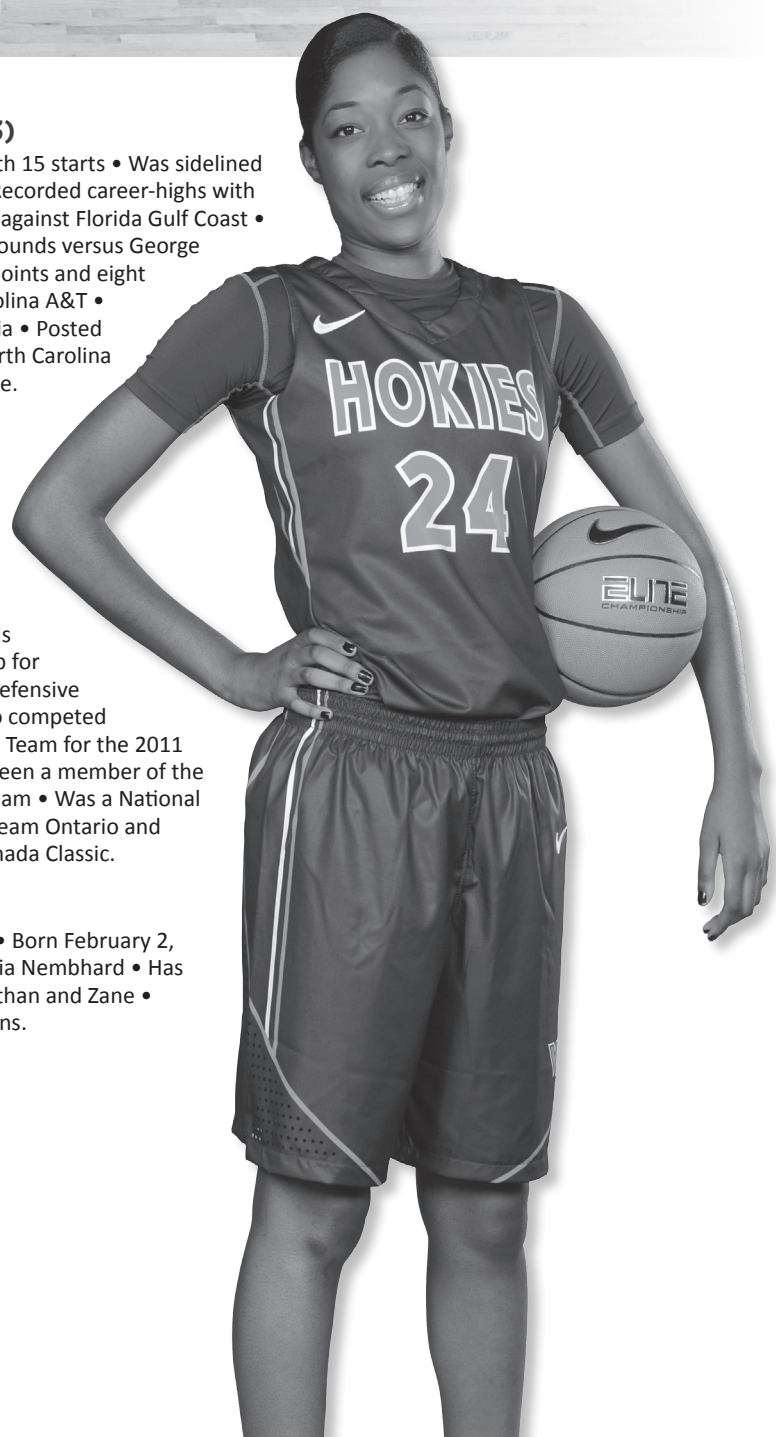
Appeared in 17 games with 15 starts • Was sidelined by injury for 12 games • Recorded career-highs with 14 points and four blocks against Florida Gulf Coast • Had a season-high 11 rebounds versus George Washington • Had eight points and eight boards against North Carolina A&T • Tallied six points at Virginia • Posted three blocks at No. 15 North Carolina and against Boston College.

PRIOR TO VIRGINIA TECH

A three-star recruit named by ESPN HoopGurlz • Played for Pickering High School • Helped team to the Lake Ontario Secondary Schools Association Championship for three seasons • Named Defensive and League All-Star • Also competed for the Canadian National Team for the 2011 Pan-Am Games and has been a member of the U18 Canadian National Team • Was a National Champion with the U17 Team Ontario and participated in the All-Canada Classic.

PERSONAL

Taijah Danielle Campbell • Born February 2, 1994 • Daughter of Claudia Nembhard • Has three siblings, Jorden, Nathan and Zane • Enrolled in communications.



CAMPBELL'S CAREER TOTALS • OVERALL

Year	GP	GS	Min	Avg	FG	FGA	Pct	3pt FGs			FT	FTA	Pct	Rebounds			PF	FO	A	TO	Blk	Stl	Pts	Avg	
								FG	FGA	Pct				Off	Def	Tot									Avg
2012-13	17	15	395	23.2	38	90	.422	1	1	1.000	3	8	.375	32	45	77	4.5	42	2	6	18	23	7	80	4.7
TOTAL	17	15	395	23.2	38	90	.422	1	1	1.000	3	8	.375	32	45	77	4.5	42	2	6	18	23	7	80	4.7

CAMPBELL'S CAREER TOTALS • ACC ONLY

Year	GP	GS	Min	Avg	FG	FGA	Pct	3pt FGs			FT	FTA	Pct	Rebounds			PF	FO	A	TO	Blk	Stl	Pts	Avg	
								FG	FGA	Pct				Off	Def	Tot									Avg
2012-13	8	6	151	18.9	11	31	.355	0	0	.000	0	1	.000	6	12	18	2.3	23	2	2	5	11	1	22	2.8
TOTAL	8	6	151	18.9	11	31	.355	0	0	.000	0	1	.000	6	12	18	2.3	23	2	2	5	11	1	22	2.8

31

MONET TELLIER

G • 5-11 • Sr. • 3L
Charlotte, N.C. • East Mecklenburg



AT-A-GLANCE

PERSONAL

FULL NAME

Monet Tellier

BIRTHDAY

November 27, 1992

MAJOR

Human Development

CAREER HIGHS

POINTS

31 (2x) last at Maryland - 1/26/12

REBOUNDS

10 (3x) last at Wake Forest - 1/13/11

ASSISTS

9 vs. Wisconsin - 11/28/12

BLOCKS

2 (3x) last vs. Wake Forest - 3/1/12

STEALS

4 (2x) last at St. Mary's - 11/26/11

FIELD GOALS

13 vs. William & Mary - 11/21/11

FIELD GOAL ATT.

24 (2x) last vs. N.C. State - 1/29/12

3-POINT FIELD GOALS

5 at Maryland - 1/26/12

3-POINT FIELD GOAL ATT.

13 vs. Clemson - 2/3/12

FREE THROWS

10 at Maryland - 1/26/12

FREE THROW ATT.

14 vs. UMBC - 12/29/11

MINUTES PLAYED

40 (4x) last at Clemson - 2/17/13

JUNIOR (2012-13)

Appeared in 30 games with 27 starts • Reached the 1,000 career point milestone on Feb. 24 against No. 19 Florida State to become the 23rd player in program history to hit the mark and just the eighth to accomplish it as a junior • Became Virginia Tech's all-time leading career scorer in ACC games with 549 points • Set the Hokies' single-season ACC scoring record with 254 • Posted double-digits in 25 games this season, including 20 or more points six times • Led the team in scoring in 16 games • Led team in rebounding nine times and in assists 11 times • Had five or more assists eight times • Led the team in scoring with 13.2 points per game and was second on the team in rebounding with 5.6 per game • Led team with 96 assists on the season • Had 19 points and nine rebounds versus George Washington • Had 17 points, six rebounds, nine assists and three steals against Wisconsin • Tallied 13 points, seven boards, and eight assists against Longwood • Recorded 18 points versus No. 11 Penn State • Tallied 23 points and eight boards against Wake Forest • Had 20 points, four rebounds and six assists at Virginia • Had 13 points, eight rebounds and three steals at NC State • Recorded 18 points and three steals at No. 21 Florida State • Tallied 24 points, five rebounds, four assists and a pair of steals at Georgia Tech • Had 20 points and five rebounds at Clemson • Recorded 15 points, five rebounds and eight assists versus No. 16 North Carolina • Tallied 24 points, five rebounds, six assists and a steal against No. 19 Florida State • Posted 14 points and eight rebounds at Wake Forest • Notched 11 points, five rebounds, three assists and a steal against Miami in the ACC Tournament • Named Second Team All-VaSID.

SOPHOMORE (2011-12)

Appeared in all 30 games with 28 starts • Named ACC Player of the Week on Jan. 30, 2012 • Earned All-Tournament honors at the SMC Concord Hilton Tournament hosted by St. Mary's • Led team in scoring, averaging 13.7 per game and ranked 10th in the ACC • Scored in double digits 21 times during the season, including 20 or more points three times and 30 or more twice • Had 29 points, a career-high nine rebounds, four assists and three steals at Old Dominion • hit a career-high 31 points against William & Mary, shooting a career-best 13 field goals • Recorded a career-high tying 31 points, five rebounds, three assists, two steals and a block in the Hokies' win at No. 8 Maryland while shooting 10-of-11 from the free throw line • Credited with 23 points, five rebounds, two blocks and a steal against Wake Forest in the ACC Tournament.

FRESHMAN (2010-11)

Played in all 30 games with 16 starts • Named ACC Rookie of the Week on Dec. 20 • Hilton Garden Hokie Classic Most Valuable Player • Tallied six points with four rebounds, two steals and one block in collegiate debut against Presbyterian • Led team with 11 points versus Wofford • Had first collegiate double-double with 14 points and 10 rebounds at William & Mary • Scored 17 points with a career-high four steals against Radford • Tossed in 12 points versus Alcorn State in the Hilton Garden Hokie Classic • Had a career-high 23 points against Vanderbilt in the Hilton Garden Hokie Classic Championship game • Recorded second career double-double with 13 points and 10 rebounds at Charlotte • Scored 11 points against No. 24/19 Florida State • Had third career double-double at Wake Forest with 11 points and 10 rebounds • Tied a career high with 23 points, including 21 in the second half, versus NC State • Scored 17 straight points in the second half against the Wolfpack • Had nine points at No. 15/17 Maryland.

PRIOR TO VIRGINIA TECH

Rated as the No. 54 prospect nationally and No. 14 among shooting guards as a junior • Four-time All-Southwestern Conference selection • Two-time member of All-District 9 team • NCBCA 2010 State Player of the Year • Averaged 17.6 points, 10 rebounds and 4.4 steals last season for coach Bradyn Monismith at East Mecklenburg High School • Led team to a 28-3 record • East Mecklenburg's all-time career scoring, rebounding and steals leader • Led team to two conference and two sectional titles in her career • Was a member of the National Adidas Candace Parker team that traveled to Japan in Summer 2009.

PERSONAL

Monet Tellier • Born November 27, 1992 • Daughter of Amy Tellier • Enrolled in human development.

TELLIER'S CAREER TOTALS • OVERALL

Year	GP	GS	Min	Avg	FG	FGA	Pct	3pt FGs			FT	FTA	Pct	Rebounds				PF	FO	A	TO	Blk	Stl	Pts	Avg
								FG	FGA	Pct				Off	Def	Tot	Avg								
2010-11	30	16	759	25.3	88	231	.381	13	41	.317	51	84	.607	40	84	124	4.1	40	0	52	102	7	41	240	8.0
2011-12	30	28	1024	34.1	141	427	.330	43	149	.289	87	126	.690	42	93	135	4.5	74	2	73	117	12	46	412	13.7
2012-13	30	27	980	32.7	135	360	.375	30	88	.341	96	133	.722	53	114	167	5.6	68	1	96	108	6	36	396	13.2
TOTAL	90	71	2763	30.7	364	1018	.358	86	278	.309	234	343	.682	135	291	426	4.7	182	3	221	327	25	123	1048	11.6

TELLIER'S CAREER TOTALS • ACC ONLY

Year	GP	GS	Min	Avg	FG	FGA	Pct	3pt FGs			FT	FTA	Pct	Rebounds				PF	FO	A	TO	Blk	Stl	Pts	Avg
								FG	FGA	Pct				Off	Def	Tot	Avg								
2010-11	14	7	354	25.3	30	104	.288	4	19	.211	27	50	.540	23	35	58	4.1	18	0	18	46	0	17	91	6.5
2011-12	16	15	557	34.8	69	236	.292	24	106	.226	42	58	.724	23	45	68	4.3	35	1	36	58	5	23	204	12.8
2012-13	18	16	608	33.8	88	228	.386	23	57	.404	55	83	.663	34	59	93	5.2	40	0	54	66	2	26	254	14.1
TOTAL	48	38	1519	31.6	187	568	.329	51	182	.280	124	191	.649	80	139	219	4.6	93	1	108	170	7	66	549	11.4

33 KELSEY CONYERS

G • 5-9 • Jr. • 2L
Chesterfield, Va. • Cosby

AT-A-GLANCE

PERSONAL

FULL NAME

Kelsey Rayner Conyers

BIRTHDAY

December 19, 1992

MAJOR

Human Nutrition, Food and Exercise

CAREER HIGHS

POINTS

5 vs. Minnesota - 11/26/11

REBOUNDS

4 (2x) last at Duke - 2/15/12

ASSISTS

2 vs. Clemson - 2/3/12

BLOCKS

1 at Wake Forest - 2/26/12

STEALS

4 at UCF - 12/18/11

FIELD GOALS

2 (2x) last at UCF - 12/18/11

FIELD GOAL ATT.

4 (3x) last at Miami - 1/23/12

3-POINT FIELD GOALS

1 (4x) last vs. GWU - 11/25/12

3-POINT FIELD GOAL ATT.

2 (4x) last at Miami - 1/23/12

FREE THROWS

2 vs. UMBC - 12/29/11

FREE THROW ATT.

4 vs. UMBC - 12/29/11

MINUTES PLAYED

24 (2x) last vs. Duke - 1/15/12

SOPHOMORE (2012-13)

Saw time in 10 games • Tallied a season-best three points against George Washington • Picked up a steal versus Wake Forest • Grabbed a rebound against No. 19 Florida State.

FRESHMAN (2011-12)

Appeared in 29 games with two starts • Had a career-high five points against Minnesota • Pulled down a season-best four rebounds two times versus UMBC and No. 5 Duke • Had four points and four steals at UCF • Played a season-high 24 minutes against No. 7 Duke.


PRIOR TO VIRGINIA TECH

Named first team All-District, second team All-Region and first team All-Metro in 2011 while playing at Cosby High School for coach Rachel Mead

- Earned second team All-District in 2010 • Helped team to regular season district and regional titles in 2009, 2010 and 2011 • Also competed in volleyball and soccer.

PERSONAL

Kelsey Rayner Conyers • Born December 19, 1992 • Daughter of R.J. and Andrea Conyers • Has one brother, Brent and a sister, Madi • Enrolled in human nutrition, food and exercise.



CONYERS' CAREER TOTALS • OVERALL

Year	GP	GS	Min	Avg	FG	FGA	Pct	3pt FGs			FT	FTA	Pct	Rebounds				PF	FO	A	TO	Blk	Stl	Pts	Avg
								FG	FGA	Pct				Off	Def	Tot	Avg								
2011-12	29	2	319	11.0	7	37	.189	3	18	.167	4	15	.267	15	17	32	1.1	28	0	12	21	1	14	21	0.7
2012-13	10	0	25	2.5	1	4	.250	1	2	.500	1	4	.250	0	1	1	0.1	4	0	1	6	0	1	4	0.4
TOTAL	39	2	344	8.8	8	41	.195	4	20	.200	5	19	.263	15	18	33	0.8	32	0	13	27	1	15	25	0.6

CONYERS' CAREER TOTALS • ACC ONLY

Year	GP	GS	Min	Avg	FG	FGA	Pct	3pt FGs			FT	FTA	Pct	Rebounds				PF	FO	A	TO	Blk	Stl	Pts	Avg
								FG	FGA	Pct				Off	Def	Tot	Avg								
2011-12	15	1	166	11.1	2	18	.111	1	9	.111	1	4	.250	7	10	17	1.1	15	0	5	12	1	5	6	0.4
2012-13	3	0	5	1.7	0	0	.000	0	0	.000	0	0	.000	0	1	1	0.3	0	0	0	1	0	1	0	0.0
TOTAL	18	1	171	9.5	2	18	.111	1	9	.111	1	4	.250	7	11	18	1.0	15	0	5	13	1	6	6	0.3

3

SERAFINA MAULUPE

G • 5-8 • Fr. • HS
Murrieta, Calif. • Vista Murrieta

AT-A-GLANCE

PERSONAL

FULL NAME

Serafina Emelie Tilomai Maulupe

BIRTHDAY

September 1, 1995

MAJOR

Communications

PRIOR TO VIRGINIA TECH

Finished high school career with 1,617, placing second all-time in the school's record book • Set the school's three pointers made record while at Vista Murrieta High School • Averaged 21 points, 4.5 rebounds and 3.3 steals per game during senior campaign • Three-time All-League honoree • First team All-CIF • Southwestern League MVP and All-CIF Southern Section Division 1A Player of the Year • MaxPreps Division I First Team • Scholar-Athlete Award.

PERSONAL

Serafina Emelie Tilomai Maulupe • Born September 1, 1995 • Daughter of Art and Jami Maulupe • Has two siblings, Sasha and Sophia • Enrolled in communications.



5

VANESSA PANOUSIS

G • 5-7 • Fr. • HS
Sydney, Australia • Brigidine College Randwick

AT-A-GLANCE

PERSONAL

FULL NAME

Vanessa Vassiliki Panousis

BIRTHDAY

February 23, 1995

MAJOR

Human Development

PRIOR TO VIRGINIA TECH

Helped the Australian U19 at the FIBA World Championships in 2013 to a third place finish and a 7-2 record • Had 13 points against team Russia • Was captain of the 2012 Australian U17 World Championship team that finished fifth at the FIBA event • Led the team averaging 11 points, 5.5 rebounds and 2.0 assists per game as the Australian team finished with a 5-3 record • Was a starter for both the U17 and the U19 teams • Helped NSW Metro team to a gold medal at the U18 National Junior Championships.

PERSONAL

Vanessa Vassiliki Panousis • Born February 23, 1995 • Daughter of Peter and the late Mary Panousis • Has a sister, Pamela and a brother, Andrew • Enrolled in human development.



15

MADDISON PENN

G • 6-0 • Fr. • HS
Avoca Beach, Australia • Pymble Ladies College

AT-A-GLANCE

PERSONAL

FULL NAME
Maddison Rylie Penn

BIRTHDAY
May 9, 1994

MAJOR
Human Development

PRIOR TO VIRGINIA TECH

Member of the Australian U19 National Team which won a gold medal in 2012 at the FIBA Oceania Championships and finished third at the FIBA World Championships in 2013 • Was selected to represent Australia in the 2013 Tour of China and Tour of France • Helped Pymble Ladies College capture the national title in 2011 and helped the team to a second place finish in 2010 • Represented New South Wales from 2008-13, helping the national team to the bronze medal in 2012 and 2013 • Named the MVP of the NSW Championships in 2011 • Also competed for Pymble in rowing, winning a silver and bronze medal at the Australian Championships • Earned the Pymble Ladies College Bronze Medallion for Academic and Sporting Excellence.

PERSONAL

Maddison Rylie Penn • Born May 9, 1994 • Daughter of Matt and Michelle Penn • Has two siblings, Saxon and Mackenzie • Enrolled in human development.



25

SAMANTHA HILL

G • 5-10 • Fr. • HS
Toronto, Canada • Eastern Commerce

AT-A-GLANCE

PERSONAL

FULL NAME
Samantha Elizabeth Holliday Hill

BIRTHDAY
November 22, 1994

MAJOR
Human Nutrition, Food and Exercise

PRIOR TO VIRGINIA TECH

Member of the Canadian U18 and U19 National Teams • Helped the team to a seventh place finish at the 2013 FIBA World Championship • A four-year starter for Eastern Commerce High School... In 2008, won the provincial gold medal • A three-time MVP and competed in the All-Canada Classic All-Star game • Helped the North Toronto club team to win gold at the U19 provincial championship in 2012 • Earned all-defensive team and all-star honors • Also ran track, finishing fifth in the 800m at the U19 Nationals in 2011 • Named the Senior Athlete of the Year • Member of Student Council, Dean's List and Honor Roll.

PERSONAL

Samantha Elizabeth Holliday Hill • Born November 22, 1994 • Daughter of Sam Hill and Pam Prophet • Has three siblings, Alex, Jake and Kate • Enrolled in human nutrition, food and exercise.



35

TARA NAHODIL

C • 6-4 • Fr. • HS
Pine Grove, Pa. • Tri-Valley

AT-A-GLANCE

PERSONAL

FULL NAME
Tara Brooke Nahodil

BIRTHDAY
December 1, 1994

MAJOR
Biology

PRIOR TO VIRGINIA TECH

Was the 20th ranked post player in the country by ESPN HoopGurlz and tabbed a Gatorade Player of the Year nominee as a senior • Earned All-State honors three years and was an All-Area honoree all four years • Helped team to the Pennsylvania state title during senior campaign • Finished high school career with over 1,700 points and 1,000 rebounds • In addition to basketball, was an All-State volleyball player, a four-year honor roll student and was a two-time Student Council president.

PERSONAL

Tara Brooke Nahodil • Born December 1, 1994
• Daughter of Dan Nahodil and Tina Porter • Has two siblings, Emma and Trevor • Enrolled in biology.





SUPPORT STAFF




ANDREW ALLEGRETTA
Assistant Director of
Broadcasting, IMG College



ERIC CROSS
Assistant Equipment
Manager



KATIE AMMONS CROSS
Associate Director,
Student-Athlete Academic
Support Services



GRANT DUNCAN
Assistant Director,
Marketing & Promotions



DAVID JACKSON
Director of Strength
& Conditioning for
Basketball Programs



DIANNE SANTOLLA
Administrative Assistant,
Women's Basketball



KENT SHEETS
Facilities Manager
(Cassell)



JAMES TORGERSEN
Facilities Manager



DON VAUGHN
Game Operations
Assistant

2013-14 ROSTER

Numerical Roster

No.	Name	Pos.	Ht.	Cl.-Exp.	Hometown/Previous School
3	Serafina Maulupe	G	5-8	Fr.-HS	Murrieta, Calif./Vista Murrieta
4	Hannah Young	F	6-1	So.-1L	Newcastle, Australia/St. Francis Xavier College
5	Vanessa Panousis	G	5-7	Fr.-HS	Sydney, Australia/Brigidine College Randwick
10	Lauren Evans	G	6-0	So.-1L	Phoenix, Ariz./Hamilton
14	Uju Ugoka	F	6-1	Sr.-JC	Lagos, Nigeria/Gulf Coast State
15	Maddison Penn	G	6-0	Fr.-HS	Avoca Beach, Australia/Pymble Ladies College
20	Nia Evans	F	6-0	Sr.-3L	Decatur, Ga./Redan
22	Porschia Hadley	F/C	6-3	r-Sr.-3L	Montezuma, Ga./Macon County
24	Taijah Campbell	F	6-3	So.-1L	Ontario, Canada/Pickering
25	Samantha Hill	G	5-10	Fr.-HS	Toronto, Canada/Eastern Commerce
31	Monet Tellier	G	5-11	Sr.-3L	Charlotte, N.C./East Mecklenburg
33	Kelsey Conyers	G	5-9	Jr.-2L	Chesterfield, Va./Cosby
35	Tara Nahodil	C	6-4	Fr.-HS	Pine Grove, Pa./Tri-Valley

Alphabetical Roster

No.	Name	Pos.	Ht.	Cl.-Exp.	Hometown/High School
24	Taijah Campbell	F	6-3	So.-1L	Ontario, Canada/Pickering
33	Kelsey Conyers	G	5-9	Jr.-2L	Chesterfield, Va./Cosby
10	Lauren Evans	G	6-0	So.-1L	Phoenix, Ariz./Hamilton
20	Nia Evans	F	6-0	Sr.-3L	Decatur, Ga./Redan
22	Porschia Hadley	F/C	6-3	r-Sr.-2L	Montezuma, Ga./Macon County
25	Samantha Hill	G	5-10	Fr.-HS	Toronto, Canada/Eastern Commerce
3	Serafina Maulupe	G	5-8	Fr.-HS	Murrieta, Calif./Vista Murrieta
35	Tara Nahodil	C	6-4	Fr.-HS	Pine Grove, Pa./Tri-Valley
5	Vanessa Panousis	G	5-7	Fr.-HS	Sydney, Australia/Brigidine College Randwick
15	Maddison Penn	G	6-0	Fr.-HS	Avoca Beach, Australia/Pymble Ladies College
31	Monet Tellier	G	5-11	Sr.-3L	Charlotte, N.C./East Mecklenburg
14	Uju Ugoka	F	6-1	Sr.-1L	Lagos, Nigeria/Gulf Coast State
4	Hannah Young	F	6-1	So.-1L	Newcastle, Australia/St. Francis Xavier College

Coaching Staff

Head Coach: Dennis Wolff (Connecticut, 1978) - Third Year
Associate Head Coach: Thomas Joyce (Boston College, 2000) - Third Year
Assistant Coach: Bett Shelby (Greensboro, 2006) - First Year
Assistant Coach: Jermaine Woods (Norfolk State, 2011) - First Year
Director of Basketball Operations: Bill Old (Randolph-Macon, 1994) - Third Year

Support Staff

Athletic Trainer: Amy Kunigonis
Strength & Conditioning Coach: Brandon Dillard
Video Coordinator: Lisa Strack
Athletics Communications: April Goode
Administrative Assistant: Dianne Santolla

Pronunciation Guide

Taijah Campbell	Tay-juh
Porschia Hadley	Pour-shuh
Serafina Maulupe	Sara-fee-nuh Muh-loo-pay
Tara Nahodil	Knock-oh-dill
Vanessa Panousis	Puh-new-sis
Monet Tellier	Moe-nay Tell-ee-ā
Uju Ugoka	OO-ju OO-go-ka

TV/RADIO ROSTER



3 • SERAFINA MAULUPE
G • 5-8 • Fr.-HS
Murrieta, Calif.




4 • HANNAH YOUNG
F • 6-1 • So.-1L
Newcastle, Australia



5 • VANESSA PANOUSIS
G • 5-7 • Fr.-HS
Sydney, Australia



10 • LAUREN EVANS
G • 6-0 • So.-1L
Phoenix, Ariz.



14 • UJU UGOKA
F • 6-1 • Sr.-1L
Lagos, Nigeria



15 • MADDISON PENN
G • 6-0 • Fr.-HS
Avoca Beach, Australia



20 • NIA EVANS
F • 6-0 • Sr.-3L
Decatur, Ga.




22 • PORSCHIA HADLEY
F/C • 6-3 • r-Sr.-3L
Montezuma, Ga.



24 • TAIJAH CAMPBELL
F • 6-3 • So.-1L
Ontario, Canada



25 • SAMANTHA HILL
G • 5-10 • Fr.-HS
Toronto, Canada




31 • MONET TELLIER
G • 5-11 • Sr.-3L
Charlotte, N.C.



33 • KELSEY CONYERS
G • 5-9 • Jr.-2L
Chesterfield, Va.



35 • TARA NAHODIL
C • 6-4 • Fr.-HS
Pine Grove, Pa.



DENNIS WOLFF
Head Coach
Third Season



THOMAS JOYCE
Associate Head Coach
Third Season




BETT SHELBY
Assistant Coach
First Season



JERMAINE WOODS
Assistant Coach
First Season



BILL OLD
Director of Basketball
Operations
Third Season



HEAD COACH DENNIS WOLFF

Third Season • Connecticut, 1978

Dennis Wolff was named the sixth head women's basketball coach at Virginia Tech on March 22, 2011.

During Wolff's second season guiding the Virginia Tech women's basketball team, the Hokies picked up a big win over a top-25 opponent, defeating then-19th ranked Florida State with a decisive 71-52 win over the Seminoles in Cassell Coliseum. The win snapped an eight-game skid against FSU. Tech also improved its overall and ACC record under Wolff's leadership.

In his inaugural season with the Hokies, Wolff guided Virginia Tech to an improved ACC record that featured a milestone win over then-No. 8 Maryland. Tech's win over the 2012 ACC Champion Terrapins marked the first time in over a decade that the Hokies have defeated a team ranked eighth or better and just the third time in team history.

Wolff has also been inducted in to the Basketball Old Timers of America Hall of Fame.

Prior to accepting the women's head coaching position, Wolff served one season as the Director of Men's Basketball Operations & Assistant to the Head Coach for the Virginia Tech men's basketball program. He assisted head coach Seth Greenberg in the day-to-day operations of the basketball program and also took on additional duties to better reflect a change in NCAA rules governing the operations position.

Before coming to Virginia Tech, Wolff served as the head men's basketball coach at Boston University from 1994-2009. Under Wolff's guidance, the Terriers won three straight conference titles (2002-2004) and made four consecutive postseason appearances (2002-05) for the first time in school history. He was a three-time America East Coach of the Year and a two-time NABC District 1 Coach of the Year selection.

"I am very excited that Dennis Wolff has accepted our offer to become the head women's basketball coach at Virginia Tech," said Tech Director of Athletics Jim Weaver. "Coach Wolff has a great history of successful head coaching experience, and I have had the opportunity to get to know and observe him during this academic year. I believe he fits very nicely into the Virginia Tech athletics family and that he will return our women's program to the winning ways of recent years."

Wolff was 247-197 (.556) in 15 years at BU, and is the school's all-time leader in victories. Including two years at Connecticut College in the early 1980s, Wolff is 277-215 (.563) in 17 years as a head coach.

Wolff arrived at BU following a four-year (1990-94) stint as an assistant coach under head coach Jeff Jones at the University of Virginia. Prior to his tenure at Virginia, Wolff spent four years (1985-89) as an assistant coach at Wake Forest and one year (1989-90) at Southern Methodist University.

Wolff began his coaching career at Trinity College, a Division III school in Hartford, Conn., where he served as an assistant from 1978-80. At the age of 25, he was named the head coach at Connecticut College and guided the Camels to a two-year mark of 30-18, including a successful 16-8 record in 1980-81, his first year as a head coach. In 1982, he began

his first of three years as an assistant coach at St. Bonaventure. In the last year, Wolff has been involved in the USO Operation Hardwood in Iraq and the USO Operation Hoop Talk in Afghanistan.

A 1978 graduate of the University of Connecticut, Wolff was a two-year letterman under head coaches Dee Rowe and Dom Perno after transferring from Louisiana State University in 1975. A native of New York City, Wolff was a standout guard for Holy Cross High School. In recognition of his scholastic efforts, Wolff has since been inducted into the Holy Cross Athletic Hall of Fame.

Wolff and his wife JoAnn have three children: Nicole, Matt, and Michael. Nicole, the 2002 McDonald's National Player of the Year, played basketball at the University of Connecticut and is currently a social worker in Boston. Matt played basketball at Boston University and now serves as a full-time assistant coach at American. Michael played ice hockey for Brown and currently lives and works in New York City.

THE WOLFF FILE

HEAD COACH EXPERIENCE

at Connecticut College (Men's)	30-18 (2)
at Boston University (Men's)	247-197 (15)
at Virginia Tech	17-43 (2)
Career	294-258 (19)

EDUCATION

Connecticut	1978
------------------------------	------

CAREER COACHING RECORDS

1981 - Connecticut College	16-8
1982 - Connecticut College	14-10
1995 - Boston University	15-16
1996 - Boston University	18-11
1997 - Boston University	25-5
1998 - Boston University	19-11
1999 - Boston University	9-18
2000 - Boston University	7-22
2001 - Boston University	14-14
2002 - Boston University	22-10
2003 - Boston University	20-11
2004 - Boston University	23-6
2005 - Boston University	20-9
2006 - Boston University	12-16
2007 - Boston University	12-18
2008 - Boston University	14-17
2009 - Boston University	17-13
2011 - Virginia Tech	7-23
2012 - Virginia Tech	10-20



THOMAS JOYCE

Associate Head Coach
Third Season
Boston College, 2000

Thomas Joyce joined the Virginia Tech staff in 2011 and was promoted to Associate Head Coach in 2013.

Prior to Tech, Joyce completed two seasons on the Bucknell men's basketball staff as the manager of basketball operations. While on the staff at Bucknell, the Bison recorded a 25-9 record in 2010-11 and claimed both the regular season and conference title to advance to the NCAA Tournament. Joyce coached Mike Muscala who went in the second round of the 2013 draft.

A 2000 graduate of Boston College, Joyce served in a similar role at Boston University prior to his arrival at Bucknell.

Joyce transferred to Boston College in 1997 from Norwich, where he started all 52 games during a two-year span and was elected the team's captain in his sophomore campaign. Following graduation, Joyce got his start in the coaching ranks at Worcester Polytechnic Institute in Worcester, Mass., serving as an assistant coach for two seasons (2001-03). His recruiting efforts at WPI helped take a program that had lost 30 consecutive games prior to his appointment to winning four-straight NEWMAC championships and earning three NCAA tournament bids.

After WPI, Joyce moved on to St. Anselm College in Manchester, N.H., where he was the top assistant and head recruiting coordinator for four seasons. During his tenure, the Hawks won back-to-back Northeast 10 conference championships (2003-04, 2004-05), earning the conference's automatic NCAA bid each year. In 2004-05, the squad finished 21st in the final Division II national rankings.

Joyce is a 2000 graduate of Boston College with a bachelor's degree in from the Carroll School of Management with a concentration in Finance.

Joyce and his wife Megan welcomed daughter Teagan in 2011 and welcomed their second daughter, Finley in 2013. The family currently resides in Blacksburg.



BETT SHELBY

Assistant Coach
First Season
Greensboro, 2006

Bett Shelby joined the Virginia Tech staff in May 2013.

Shelby came to Tech after serving as an assistant coach at Seton Hall for the past two seasons where she coordinated aspects of recruiting, scouted opponents and coached the guards. In 2012, Shelby helped sign a class ranked 33rd nationally by All Star Girls Report. The class featured the 19th best forward in the country as well as the 73rd best overall player in the 2012 class and a NJCAA All-American.

During the 2012-13 season, Shelby helped coach the Pirates to the most school wins since the 2008-09 season as well as the most Big East victories since the 2006-07 season. The team also claimed its first Big East Tournament win since the 2008-09 season.

Prior to Seton Hall, Shelby served on the staff at Southern Illinois where she landed a recruiting class ranked 37th nationally by ESPN HoopGurlz. In addition, the class was tabbed the No. 1 mid-major class that season by ESPN HoopGurlz. The All-Star Girls report ranked Shelby's class 57th nationally and No. 1 in the Missouri Valley Conference. The class included SIU's first Parade All-American, Top-100 player (ESPN HoopGurlz) and a top-100 transfer as named by the All-Star Girls Report.

A native of Charlotte, N.C., Shelby was an assistant coach at Tennessee Tech in 2010 and was responsible for an All-Star Girls Report Top-100 recruiting class, ranking No. 1 in the Ohio Valley Conference. Shelby also spent one season as the recruiting coordinator and assistant coach at Stetson University, helping recruit a Top-100 recruiting class, according to All-Star Girls Report, that ranked first in the Atlantic Sun Conference.

Shelby spent two seasons as the Director of Basketball Operations at East Carolina. During her time at ECU, the Pirates won the Conference USA title and reached the NCAA Tournament for the first time in 25 years.

Shelby played collegiately at UNC Wilmington during her first two seasons. She spent her junior and senior seasons at Greensboro College where she served as team captain. The team won the USA South regular-season and conference titles during her time. During her senior year, the team advanced to the second round of the NCAA Tournament with a 22-8 record.



JERMAINE WOODS

Assistant Coach
First Season
Norfolk State, 2011

Jermaine Woods joined the Virginia Tech women's basketball staff as an assistant coach in July 2013.

Woods came to Tech after three seasons as a head coach at Maury High School in Norfolk, Va. where he led the team to a 61-18 record and regional final berths in back-to-back seasons. Woods also coached the Boo Williams AAU 17U and the Under B Team where 21 students-athletes earned scholarships in his three years as head coach. Additionally, Woods owns and operates Gettin' Better Basketball which provides one-on-one training for basketball athletes. The organization is focused on building a training program around the individual that allows them to build the needed skills and fundamentals.

Prior to his coaching days, Woods was a standout athlete at Christopher Newport University where he was a two time first team All-Dixie Conference selection and was named the league's Newcomer of the Year. Woods set Christopher Newport's single-season three-pointer record as a junior and broke the record again as a senior in 2003. Woods followed up his time at Christopher Newport by competing professionally in Poland. The Virginia native graduated from Norfolk State with a degree in business management in 2011.

Woods and his wife Natasha have three kids, Jermaine, Nyjae and Kerrington.



BILL OLD

Director of Basketball
Operations
Third Season
Randolph Macon, 1994

Bill Old joined the Virginia Tech women's basketball staff in 2011 as director of women's basketball operations, after serving for three years as financial projects manager/assistant business manager in the Virginia Tech Athletics Department.

Old served as the Virginia Tech men's basketball director of operations for one season. Prior to arriving in Blacksburg, he held the same position with the South Carolina men's basketball program under head coach Dave Odom. In both positions, Old assisted in all areas of the program, including planning travel, administrative responsibilities and film exchange.

Before working at USC, Old was an assistant coach at Hampton for two years, participating in the NCAA Tournament both seasons with the Pirates. Old also served as an assistant basketball coach for the International Basketball League's Richmond Rhythm for one season (1999-2000) under head coach Ralph Sampson, assisting with player development, scouting and leadership of the professional minor league basketball team.

From 1997-99, Old served as an assistant coach at James Madison under head coach Sherman Dillard. Old began his career at Wake Forest (1994-97), where he was an administrative assistant to Odom for three seasons, participating in the NCAA Tournament each year.

A native of Charlottesville, Va., Old grew up on the campus of Virginia Military Institute and earned his bachelor of arts degree in business and economics from Randolph-Macon in 1994. He and his wife Hollee, a registered nurse, live in Blacksburg.



LISA STRACK

Video Coordinator
Second Season
American, 2012

Lisa Strack joined the Virginia Tech women's basketball staff in Sept. 2012. Strack manages all of the video needs for the women's basketball program including recording games and practices, editing film, film exchange and creating highlight videos.

Strack comes to Tech following a playing career at American University where she earned First Team All-Patriot League honors for the 2011-12 season. During the 2010-11 season, Strack was named to the Second Team All-Patriot League and earned All-Rookie Team honors in 2009. In 2010, Strack was named to the Patriot League All-Tournament team. During her career, Strack competed in three WNITs.

Prior to her time at Tech, Strack worked at Activity Rocket which offers one website where parents can search and compare all of the activities and camps offered by Montgomery County, Maryland; Fairfax County, VA and Washington, DC providers. In her internship position, Strack assisted in marketing and promoting the organization.

Strack graduated from American University in 2012 with a bachelor of science degree in business administration with a specialization in marketing.

*Monet
Tellier*

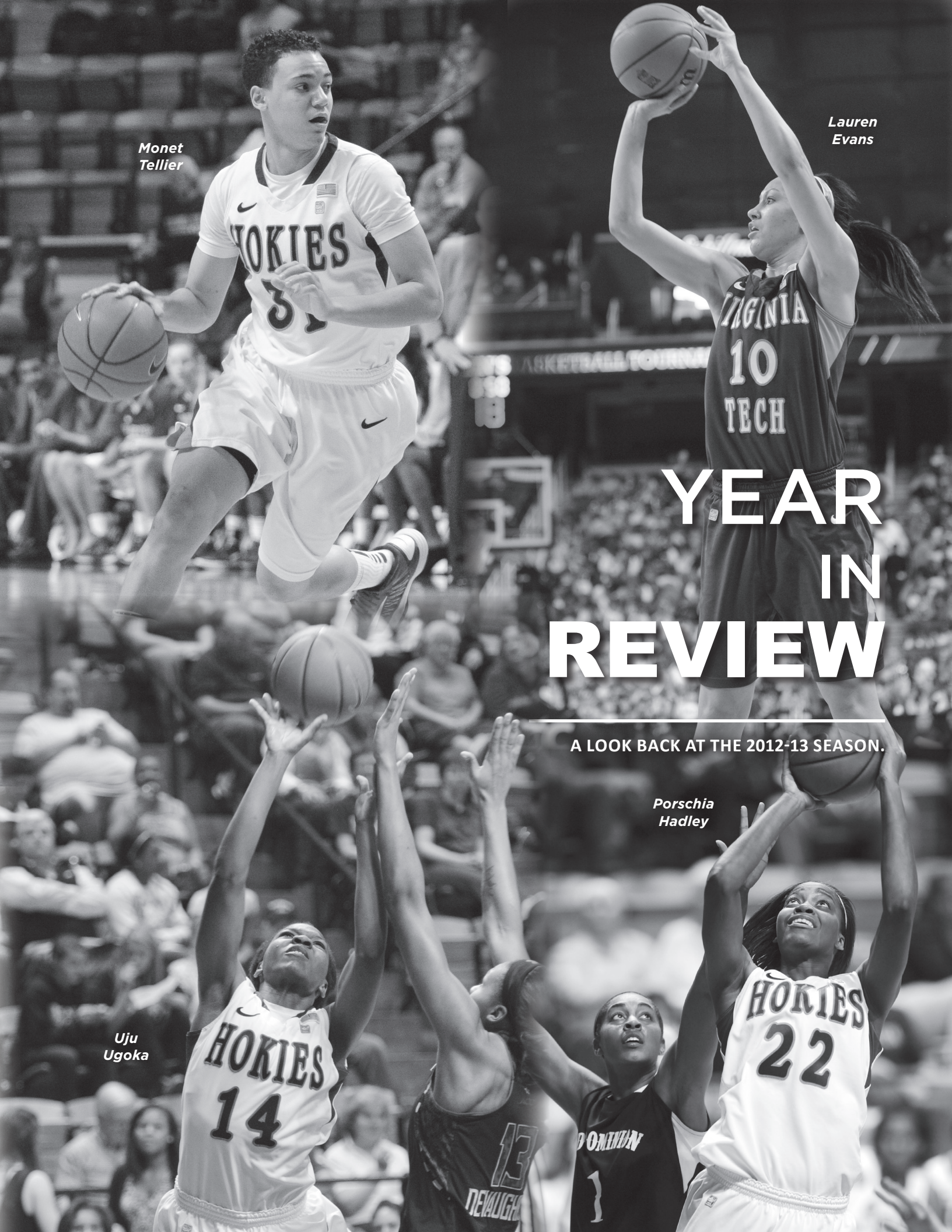
*Lauren
Evans*

YEAR IN REVIEW

A LOOK BACK AT THE 2012-13 SEASON.

*Porschia
Hadley*

*Uju
Ugoka*



2012-13 SEASON NOTES

YOU LOOK FAMILIAR

For the second straight year, the Hokies faced their final regular season opponent in the opening round of the tournament. Tech played Miami just four days prior to the tournament in Blacksburg. In 2011-12 the Hokies played Wake Forest to end the regular season and went on to face the Demon Deacons in the opening round.

RECORD SETTING

Junior **Monet Tellier** added a couple more honors on Sunday, March 3 against Miami. She became Tech's all-time leading scorer in ACC games with 549 points and set the Hokies' single-season ACC scoring record at 254.

ACC WINS

On Thursday, Feb. 28 Virginia Tech defeated Wake Forest for the Hokies' fourth ACC win of the season. It marks the most ACC wins for Tech since winning four in the 2009-10 season.

MILESTONE MOMENT

On Sunday, Feb. 24 against Florida State, junior **Monet Tellier** became the 23rd player in Virginia Tech program history to reach the 1,000 point milestone. She reached the achievement at the 12:32 mark during the first half with a jumper that capped off a seven point run by the guard. Tellier is just the eighth player to reach the milestone during their junior season. The moment was highlighted by one of Tellier's best games of the season in which she finished with 24 points, five rebounds, six assists and a steal as the Hokies upset #19/20 FSU, 71-52.

FENYN GAME

Senior **Alyssa Fenyn** had a solid game against Clemson on Feb. 17. She recorded eight points, pulled down a season-best nine rebounds, handed out five assists and picked up a season-high four steals.

HOT HANDS

Virginia Tech connected on 53.2 percent from the field, including a 70 percent (7-of-10) clip from outside the arc.

STREAK SNAPPED

The Hokies snapped a nine game losing streak when they beat Georgia Tech on Feb. 8 in Atlanta. **Monet Tellier** knocked down 24 points, grabbed five rebounds, handed out four assists and picked up two steals. **Aerial Wilson** tallied 11 points and **Alyssa Fenyn** had 10 points along with five assists. **Porschia Hadley** grabbed six rebounds.

ROAD TESTED

Beginning Jan. 3 with the game at Virginia through Feb. 8 (at Georgia Tech), the Hokies played seven of their 10 games in that span on the road.

SOLID DEFENSE

The Hokies held #4 Duke to 22 points below its season average on Jan. 16, allowing the Blue Devils just 56 points. Tech also held them below their shooting percentage for the season. Duke shot just 35.4 percent from the field, but is averaging 44.7 percent on the season.

SEEING DOUBLE

In her second game for the Hokies, **Uju Ugoka** recorded her first career double-double with 10 points and 12 rebounds against North Carolina A&T on Dec. 28.

FIRST IMPRESSIONS

Junior transfer **Uju Ugoka** made quite the first impression in her debut game. The Lagos, Nigeria native dropped in 28 points, pulled down eight rebounds and picked up a pair of steals against Wake Forest on Dec. 22. Ugoka's 28 points marked a Cassell Coliseum record for most points against an ACC opponent. It was also the most points scored by a Hokie in their debut game.

STRONG START

The Hokies got off to a strong start in ACC competition, defeating Wake Forest, 73-52 at home on Dec. 22. It marked the first ACC home win for Tech since defeating Clemson, 70-69 on Feb. 25, 2010.

TWO MORE SUIT UP

Uju Ugoka and **Hannah Young** took to the court for the first time as Hokies on Dec. 22, 2012 against Wake Forest. Ugoka sat out the first nine games of the season while Young is just joining the Hokies for the second semester.

DOUBLE-DOUBLE TIME

Freshman **Lauren Evans** recorded her first career double-double with 10 points and 10 assists against Longwood on Dec. 1.

CHALLENGE ACCEPTED

Virginia Tech defeated Wisconsin, 47-38 to secure a win in the 2012 ACC/Big Ten Challenge. **Monet Tellier** knocked down 17 points as the Hokies downed the Badgers. The win marked the first for Tech in the Challenge since defeating Minnesota in 2007.

NO POINTS FOR YOU

The Hokies held George Washington to just 31 points on Nov. 25 as Tech picked up a 50-31 win over the Colonials. The 31 point mark tied the team record for fewest points allowed. The original mark was set during the 2009-10 season against Presbyterian.

FROM OUTSIDE

Virginia Tech and Appalachian State combined to tie a Cassell Coliseum record on November 14 in three pointers made. The Hokies knocked down nine while the Mountaineers tallied eight. The record of 17 has been set two other times, in 2002 vs. UT-Martin and in 1993 vs. Southern Miss.

STARRING THE FRESHMEN

Lauren Evans and **Alexis Lloyd** were tabbed four-star recruits by ESPN HoopGurlz while **Alex Kiss-Rusk** and **Tajjah Campbell** were recognized as three-star recruits.

JUCO HONORS

Uju Ugoka was a standout JUCO athlete and was a top-3 finalist last season for the National JUCO Player of the Year honor.

VIRGINIA TECH'S 2012-13 RECORD WHEN:

Virginia Tech wins the tip	6-7
Opponent wins the tip	4-13
Virginia Tech scores first	4-7
Opponent scores first	6-13
Leading at halftime	6-3
Trailing at halftime	4-16
Tied at halftime	0-1
Playing at home	8-10
Playing on the road	2-9
Playing at a neutral site	0-1
In overtime games	0-0
Games are decided by 5 or fewer points	2-4
Decided by 6-10 points	3-4
Decided by 11-15 points	1-2
Decided by 16-19 points	3-4
Decided by 20+ points	1-6
Virginia Tech scores 59 or fewer points	4-20
Scores 60-69 points	2-0
Scores 70-79 points	4-0
Scores 80-89 points	0-0
Scores 90+ points	0-0
Opponent scores 59 or fewer points	8-11
Scores 60-69 points	2-5
Scores 70-79 points	0-4
Scores 80-89 points	0-0
Scores 90+ points	0-0
Virginia Tech has more rebounds	9-6
Opponent has more rebounds	0-14
Even on rebounds	1-0
Virginia Tech shoots more than 50% from the field	3-0
Shoots 40-49.9%	5-2
Shoots 30-39.9%	2-7
Shoots less than 30%	0-11
Opponent shoots more than 50% from the field	0-1
Shoots 40-49.9%	2-7
Shoots 30-39.9%	5-11
Shoots less than 30%	3-1
Virginia Tech shoots more than 50% from 3	3-0
Shoots 40-49.9%	1-4
Shoots 30-39.9%	3-3
Shoots less than 30%	3-13
Opponent shoots more than 50% from 3	0-4
Shoots 40-49.9%	2-2
Shoots 30-39.9%	4-5
Shoots less than 30%	4-9
Virginia Tech shoots at least 80% from the line	1-3
Shoots 70-79.9%	4-2
Shoots 60-69.9%	3-8
Shoots less than 60%	2-7
Opponent shoots at least 80% from the line	1-4
Shoots 70-79.9%	3-6
Shoots 60-69.9%	1-6
Shoots less than 60%	5-4
Virginia Tech has fewer than 10 assists	0-12
Has 10-15 assists	5-8
Has 16+ assists	5-0
Opponent has fewer than 10 assists	7-6
Has 10-15 assists	3-10
Has 16+ assists	0-4
Virginia Tech commits fewer than 10 turnovers	0-0
Commits 10-15	4-7
Commits 16+	6-13
Opponent commits fewer than 10 turnovers	0-1
Commits 10-15	5-8
Commits 16+	5-11
Virginia Tech has at least 10 steals	0-4
Has fewer than 10 steals	10-16
Opponent has at least 10 steals	2-7
Has fewer than 10 steals	8-13
Playing on Monday	0-0
Tuesday	0-0
Wednesday	2-3
Thursday	1-6
Friday	2-2
Saturday	2-0
Sunday	3-9
Playing in November	3-2
December	4-3
January	0-8
February	3-5
March	0-2
Wearing white	8-8
Maroon	0-6
Orange	2-4
White/Pink	0-2

2012-13 SEASON STATISTICS

OVERALL STATISTICS • RECORD: 10-20

##	Player	GP	GS	Min	Avg	TOTAL			3-PTS			REBOUNDS														
						FG	FGA	Pct	3FG	FGA	Pct	FT	FTA	Pct	Off	Def	Tot	Avg	PF	FO	A	TO	Blk	Stl	Pts	Avg
31	Monet Tellier	30	27	980	32.7	135	360	.375	30	88	.341	96	133	.722	53	114	167	5.6	68	1	96	108	6	36	396	13.2
14	Uju Ugoka	17	10	491	28.9	83	214	.388	0	5	.000	46	77	.597	63	82	145	8.5	37	1	6	41	2	8	212	12.5
13	Alyssa Fenyn	30	28	834	27.8	72	198	.364	21	67	.313	46	65	.708	20	93	113	3.8	41	0	80	67	5	22	211	7.0
24	Taijah Campbell	17	15	395	23.2	38	90	.422	1	1	1.000	3	8	.375	32	45	77	4.5	42	2	6	18	23	7	80	4.7
10	Lauren Evans	30	28	795	26.5	60	161	.373	3	24	.125	17	24	.708	15	48	63	2.1	55	1	44	54	11	35	140	4.7
20	Nia Evans	29	2	416	14.3	40	106	.377	0	1	.000	20	36	.556	34	56	90	3.1	70	4	8	23	10	17	100	3.4
32	Alexis Lloyd	28	1	356	12.7	32	115	.278	14	51	.275	6	14	.429	6	33	39	1.4	35	0	21	45	4	17	84	3.0
22	Porschia Hadley	30	18	452	15.1	37	110	.336	1	4	.250	8	16	.500	29	59	88	2.9	57	0	8	22	16	10	83	2.8
03	Aerial Wilson	30	10	567	18.9	29	117	.248	8	39	.205	5	14	.357	15	37	52	1.7	54	1	56	56	3	16	71	2.4
23	Larryqua Hall	11	0	62	5.6	10	13	.769	0	0	.000	4	7	.571	5	4	9	0.8	5	0	1	3	1	7	24	2.2
21	Alex Kiss-Rusk	23	5	221	9.6	20	57	.351	2	8	.250	2	7	.286	10	26	36	1.6	17	0	1	17	14	4	44	1.9
04	Hannah Young	21	4	386	18.4	10	50	.200	5	23	.217	2	4	.500	21	40	61	2.9	40	2	21	40	6	15	27	1.3
33	Kelsey Conyers	10	0	25	2.5	1	4	.250	1	2	.500	1	4	.250	0	1	1	0.1	4	0	1	6	0	1	4	0.4
02	Kerry Sarver	11	1	10	0.9	0	2	.000	0	2	.000	2	2	1.000	0	2	2	0.2	1	0	2	1	0	0	2	0.2
12	Rachel Nichols	11	1	10	0.9	0	2	.000	0	1	.000	2	2	1.000	0	1	1	0.1	1	0	0	0	0	0	2	0.2
TM	Team														53	66	119	4.0	1			13			0	
	Total	30				567	1599	.355	86	316	.272	260	413	.630	356	707	1063	35.4	528	12	351	514	101	195	1480	49.3
	Opponents	30				592	1580	.375	129	386	.334	370	568	.651	361	725	1086	36.2	450	-	316	471	92	229	1683	56.1

SCORE BY PERIODS:	1st	2nd	Total
Virginia Tech	666	814	1480
Opponents	800	883	1683

DEADBALL REBOUNDS:	OFF	DEF	TOTAL
Virginia Tech	79	16	95
Opponents	103	24	127

ACC STATISTICS • RECORD: 4-14

##	Player	GP	GS	Min	Avg	TOTAL			3-PTS			REBOUNDS														
						FG	FGA	Pct	3FG	FGA	Pct	FT	FTA	Pct	Off	Def	Tot	Avg	PF	FO	A	TO	Blk	Stl	Pts	Avg
31	Monet Tellier	18	16	608	33.8	88	228	.386	23	57	.404	55	83	.663	34	59	93	5.2	40	0	54	66	2	26	254	14.1
14	Uju Ugoka	15	9	437	29.1	73	193	.378	0	4	.000	45	75	.600	55	72	127	8.5	32	1	5	38	2	5	191	12.7
13	Alyssa Fenyn	18	16	487	27.1	38	112	.339	12	39	.308	16	21	.762	11	57	68	3.8	26	0	40	36	2	18	104	5.8
10	Lauren Evans	18	17	449	24.9	32	89	.360	2	16	.125	7	10	.700	10	29	39	2.2	29	0	23	35	6	19	73	4.1
32	Alexis Lloyd	16	1	219	13.7	18	62	.290	6	25	.240	4	10	.400	2	18	20	1.3	21	0	14	28	4	11	46	2.9
20	Nia Evans	17	2	208	12.2	18	48	.375	0	0	.000	12	24	.500	21	27	48	2.8	44	4	4	10	8	10	48	2.8
24	Taijah Campbell	8	6	151	18.9	11	31	.355	0	0	.000	0	1	.000	6	12	18	2.3	23	2	2	5	11	1	22	2.8
03	Aerial Wilson	18	8	348	19.3	20	72	.278	5	23	.217	3	10	.300	13	25	38	2.1	30	0	34	26	2	12	48	2.7
22	Porschia Hadley	18	8	258	14.3	17	59	.288	1	2	.500	7	13	.538	14	35	49	2.7	29	0	7	13	11	7	42	2.3
21	Alex Kiss-Rusk	13	2	83	6.4	10	21	.476	0	2	.000	0	3	.000	6	8	14	1.1	8	0	1	9	4	1	20	1.5
04	Hannah Young	18	3	334	18.6	9	44	.205	5	21	.238	0	1	.000	17	32	49	2.7	32	2	19	38	6	10	23	1.3
23	Larryqua Hall	3	0	2	0.7	1	1	1.000	0	0	.000	0	0	.000	1	0	1	0.3	0	0	0	0	0	0	2	0.7
02	Kerry Sarver	5	1	6	1.2	0	2	.000	0	2	.000	2	2	1.000	0	1	1	0.2	1	0	1	1	0	0	2	0.4
33	Kelsey Conyers	3	0	5	1.7	0	0	.000	0	0	.000	0	0	.000	0	1	1	0.3	0	0	0	1	0	1	0	0.0
12	Rachel Nichols	5	1	5	1.0	0	2	.000	0	1	.000	0	0	.000	0	0	0	0.0	1	0	0	0	0	0	0	0.0
TM	TEAM														33	37	70	3.9	0			9			0	
	Total	18				335	964	.348	54	192	.281	151	253	.597	223	413	636	35.3	316	9	204	315	58	121	875	48.6
	Opponents	18				378	976	.387	70	212	.330	233	358	.651	236	441	677	37.6	272	-	199	272	60	144	1059	58.8

SCORE BY PERIODS:	1st	2nd	Total
Virginia Tech	413	462	875
Opponents	497	562	1059

DEADBALL REBOUNDS:	OFF	DEF	TOTAL
Virginia Tech	52	9	61
Opponents	66	14	80

SEASON RESULTS

Opponent	Date	Score	WL	POINTS	REBOUNDS	ASSISTS	STEALS	BLOCKED SHOTS
OLD DOMINION	11/09/12	35-55	L	8-Porschia Hadley Nia Evans	9-Monet Tellier	3-Alyssa Fenyn	2-Lauren Evans	2-Tajjah Campbell
APPALACHIAN STATE	11/14/12	71-68	W	13-Alyssa Fenyn	8-Tajjah Campbell	9-Alyssa Fenyn	2-Monet Tellier	2-Tajjah Campbell
at Michigan State	11/18/12	29-57	L	8-Aerial Wilson	6-Tajjah Campbell	2-Monet Tellier	1-Wilson, Hall, Campbell, Kiss-Rusk	1-Tellier, N. Evans, Campbell, Kiss-Rusk
GEORGE WASHINGTON	11/25/12	50-31	W	19-Monet Tellier	11-Tajjah Campbell	6-Alyssa Fenyn	1-N. Evans, L. Evans, Lloyd, Tellier, Fenyn	2-Porschia Hadley
WISCONSIN	11/28/12	47-38	W	17-Monet Tellier	6-Monet Tellier	9-Monet Tellier	3-Monet Tellier	2-Alex Kiss-Rusk
LONGWOOD	12/01/12	73-58	W	17-Alyssa Fenyn	7-Monet Tellier	10-Lauren Evans	2-Nia Evans	1-L. Evans, Hall
at Richmond	12/5/12	51-65	L	20-Monet Tellier	5-Monet Tellier Alex Kiss-Rusk	3-Alyssa Fenyn	2-Lauren Evans	1-L. Evans, Kiss-Rusk, Tellier
PENN STATE	12/12/12	41-60	L	18-Monet Tellier	6-Alyssa Fenyn	3-Aerial Wilson	1-Wilson, Lloyd N. Evans, L. Evans Kiss-Rusk, Hadley, Tellier	3-Alex Kiss-Rusk
FLORIDA GULF COAST	12/16/12	56-63	L	14-Tajjah Campbell	9-Monet Tellier	6-Aerial Wilson	3-Larryqua Hall	4-Tajjah Campbell
WAKE FOREST	12/22/12	73-52	W	28-Uju Ugoka	8-Monet Tellier	6-Aerial Wilson	2-Fenyn, Ugoka, Tellier	2-Tajjah Campbell
NORTH CAROLINA A&T	12/28/12	58-39	W	12-Monet Tellier Alyssa Fenyn	12-Uju Ugoka	5-Monet Tellier	3-Uju Ugoka	1-Hadley, Tellier, Fenyn
HAMPTON	12/30/12	55-45	W	14-Monet Tellier	6-Monet Tellier	2-Alyssa Fenyn Lauren Evans Monet Tellier	4-Hannah Young	2-Lauren Evans Tajjah Campbell
at Virginia	01/03/13	48-52	L	20-Monet Tellier	6-Uju Ugoka	6-Monet Tellier	1-Hannah Young	None
at North Carolina	01/06/13	45-48	L	15-Uju Ugoka	5-Uju Ugoka	3-Lauren Evans	3-Lauren Evans	3-Tajjah Campbell
BOSTON COLLEGE	01/10/13	46-53	L	21-Uju Ugoka	13-Uju Ugoka	2-Alyssa Fenyn	2-Monet Tellier Lauren Evans	3-Tajjah Campbell
MARYLAND	01/13/13	45-74	L	12-Uju Ugoka	7-Nia Evans	3-Alyssa Fenyn Aerial Wilson	2-Alyssa Fenyn Nia Evans Monet Tellier	1-Tajjah Campbell Porschia Hadley
at Duke	1-16-13	26-58	L	10-Monet Tellier	9-Uju Ugoka	3-Monet Tellier	3-Monet Tellier	1-Campbell, Young N. Evans, Kiss-Rusk
at NC State	01/24/13	39-58	L	13-Monet Tellier	8-Monet Tellier	3-Aerial Wilson	3-Monet Tellier	2-Porschia Hadley
at Florida State	01/27/13	56-70	L	18-Monet Tellier	9-Uju Ugoka	3-Aerial Wilson	3-Alexis Lloyd Monet Tellier	1-Hannah Young Alex Kiss-Rusk Porschia Hadley
CLEMSON	01/31/13	37-47	L	14-Monet Tellier	14-Uju Ugoka	3-Monet Tellier	2-Alyssa Fenyn	1-Ugoka, L. Evans Campbell, Kiss-Rusk, Tellier
at Miami	02/03/13	42-68	L	12-Lauren Evans Uju Ugoka	13-Uju Ugoka	3-Hannah Young	3-Monet Tellier	1-Alex Kiss-Rusk Lauren Evans Alyssa Fenyn
at Georgia Tech	2/8/13	63-61	W	24-Monet Tellier	6-Porschia Hadley	5-Alyssa Fenyn	2-Monet Tellier	1-Lloyd, Hadley L. Evans, N. Evans
VIRGINIA	02/10/13	47-50	L	13-Lauren Evans	6-Nia Evans Monet Tellier	3-Monet Tellier	1-Porschia Hadley Alyssa Fenyn Monet Tellier	3-Nia Evans
DUKE	02/14/13	33-77	L	7-Alyssa Fenyn	5-Aerial Wilson	3-Alexis Lloyd	2-Lauren Evans Alexis Lloyd Monet Tellier	2-Hannah Young
at Clemson	02/17/13	46-51	L	20-Monet Tellier	9-Alyssa Fenyn	5-Alyssa Fenyn	4-Alyssa Fenyn	1-Alexis Lloyd
NORTH CAROLINA	02/22/13	50-72	L	15-Monet Tellier	7-Alyssa Fenyn	8-Monet Tellier	2-Alexis Lloyd	2-Lauren Evans
FLORIDA STATE	02/24/13	71-52	W	24-Monet Tellier	12-Uju Ugoka	6-Monet Tellier	1-Wilson, Tellier N. Evans, Fenyn	None
at Wake Forest	02/28/13	62-52	W	16-Alyssa Fenyn	11-Uju Ugoka	6-Monet Tellier	2-Alyssa Fenyn Aerial Wilson	1-Monet Tellier Aerial Wilson
MIAMI	03/03/13	46-64	L	14-Alyssa Fenyn	8-Uju Ugoka	3-Monet Tellier	2-Aerial Wilson	2-Porschia Hadley
vs Miami	03/07/13	39-45	L	11-Monet Tellier Uju Ugoka	8-Hannah Young	3-Monet Tellier	2-Nia Evans	None

GAME-BY-GAME COMPARISON

Opponent	Date	Score	W/L	SCORING				TOTAL			3-PTRS			REBOUNDS									
				1st	2nd	OT	Mar	FG	FGA	Pct	FG	FGA	Pct	FT	FTA	Pct.	Reb.	Mar	A	TO	Blk	Stl	Fouls
VIRGINIA TECH	11/9/12	35-55	L	13	22		-20	14	56	.250	0	12	.000	7	11	.636	37	-10	7	16	3	7	17
vs. Old Dominion				21	34			19	54	.352	6	18	.333	11	18	.611	47		11	16	4	7	13
VIRGINIA TECH	11/14/12	71-68	W	28	43		+3	28	59	.475	9	17	.529	6	8	.750	31	+6	21	14	2	4	21
vs. Appalachian State				31	37			20	44	.455	8	18	.444	20	23	.870	25		15	14	5	7	14
VIRGINIA TECH	11/18/12	29-57	L	16	13		-28	11	43	.256	4	10	.400	3	3	1.000	33	-1	7	21	4	4	19
at Michigan State				30	27			22	52	.423	4	14	.286	9	18	.500	34		15	8	0	9	8
VIRGINIA TECH	11/25/12	50-31	W	26	15		+19	21	52	.404	1	8	.125	7	11	.636	44	+17	12	19	4	5	17
vs. George Washington				15	16			11	45	.244	3	8	.375	6	22	.273	27		7	17	5	6	12
VIRGINIA TECH	11/28/12	47-38	W	19	28		+9	17	48	.354	2	14	.143	11	15	.733	36	+6	13	19	2	6	13
vs. Wisconsin				20	18			15	50	.300	2	19	.105	6	8	.750	30		8	18	1	5	16
VIRGINIA TECH	12/1/12	73-58	W	28	45		+15	29	58	.500	4	9	.444	11	17	.647	36	+5	25	19	3	6	19
vs. Longwood				26	32			20	54	.370	8	22	.364	10	13	.769	31		10	24	1	7	21
VIRGINIA TECH	12/5/12	51-65	L	29	22		-14	18	44	.409	1	3	.333	14	21	.667	27	+1	8	17	3	6	17
at Richmond				41	24			22	47	.468	9	14	.643	12	14	.857	26		16	18	2	9	16
VIRGINIA TECH	12/12/12	41-60	L	21	20		-19	14	54	.259	3	12	.250	10	12	.833	30	-19	7	16	6	7	13
vs. #11/10 Penn State				28	32			23	60	.383	4	12	.333	10	13	.769	49		8	17	3	8	13
VIRGINIA TECH	12/16/12	56-63	L	24	32		-7	24	61	.393	0	5	.000	8	17	.471	37	+6	14	12	6	7	19
vs. Florida Gulf Coast				35	28			20	46	.435	6	19	.316	17	23	.739	31		13	17	1	5	14
VIRGINIA TECH	12/22/12	73-52	W	35	38		+21	29	55	.527	3	10	.300	12	18	.667	38	+12	22	17	4	8	21
vs. Wake Forest				20	32			20	54	.370	4	13	.308	8	21	.381	26		7	15	3	7	18
VIRGINIA TECH	12/28/12	58-39	W	31	27		+19	26	60	.433	4	13	.308	2	2	1.000	48	+22	15	15	3	6	17
vs. North Carolina A&T				18	21			11	45	.244	2	10	.200	15	23	.652	26		1	13	2	11	11
VIRGINIA TECH	12/30/12	55-45	W	10	45		+10	16	48	.333	1	10	.100	22	29	.759	38	+0	10	14	7	9	17
vs. Hampton				17	28			17	58	.293	6	13	.462	5	13	.385	38		7	17	6	6	22
VIRGINIA TECH	1/3/13	48-52	L	14	34		-4	18	47	.383	2	5	.400	10	11	.909	28	-5	12	15	0	1	18
at Virginia				24	28			19	48	.396	2	11	.182	12	18	.667	33		5	13	0	11	13
VIRGINIA TECH	1/6/13	45-48	L	22	23		-3	18	43	.419	2	7	.286	7	12	.583	29	-3	10	24	4	8	18
at #15/23 North Carolina				22	26			16	48	.333	2	13	.154	14	21	.667	32		9	20	2	13	16
VIRGINIA TECH	1/10/13	46-53	L	16	30		-7	14	51	.275	1	11	.091	17	25	.680	40	+10	7	15	3	4	19
vs. Boston College				28	25			18	46	.391	5	15	.333	12	19	.632	30		14	13	0	5	21
VIRGINIA TECH	1/13/13	45-74	L	22	23		-29	19	68	.279	0	8	.000	7	15	.467	33	-10	9	11	2	10	15
vs. #10/10 Maryland				37	37			27	50	.540	6	8	.750	14	18	.778	43		19	22	5	3	16
VIRGINIA TECH	1/16/13	26-58	L	12	14		-32	12	45	.267	1	7	.143	1	10	.100	34	-15	6	27	4	7	15
at #4/4 Duke				29	29			23	65	.354	2	9	.222	10	17	.588	49		8	16	5	19	12
VIRGINIA TECH	1/24/13	39-58	L	18	21		-19	14	53	.264	1	10	.100	10	13	.769	36	-4	9	19	5	10	18
at NC State				30	28			20	55	.364	7	12	.583	11	16	.688	40		12	15	4	11	11
VIRGINIA TECH	1/27/13	56-70	L	30	26		-14	25	66	.379	4	11	.364	2	3	.667	39	+4	10	23	3	12	22
at #22/21 Florida State				34	36			25	55	.455	1	7	.143	19	27	.704	35		11	17	3	10	10
VIRGINIA TECH	1/31/13	37-47	L	15	22		-10	14	56	.250	1	16	.063	8	11	.727	42	+6	10	18	5	5	16
vs. Clemson				21	26			18	49	.367	3	8	.375	8	20	.400	36		12	13	1	8	13
VIRGINIA TECH	2/3/13	42-68	L	23	19		-26	16	51	.314	0	7	.000	10	15	.667	39	-8	10	20	3	6	15
at Miami				39	29			25	71	.352	5	21	.238	13	17	.765	47		14	10	2	10	16
VIRGINIA TECH	2/8/13	63-61	W	31	32		+2	25	47	.532	7	10	.700	6	16	.375	31	+1	18	18	4	7	15
at Georgia Tech				33	28			24	55	.436	4	11	.364	9	17	.529	30		13	13	2	13	14
VIRGINIA TECH	2/10/13	47-50	L	30	17		-3	16	52	.308	7	15	.467	8	13	.615	34	-2	9	10	7	3	17
vs. Virginia				24	26			19	48	.396	2	12	.167	10	20	.500	36		7	11	5	6	16
VIRGINIA TECH	2/14/13	33-77	L	14	19		-44	15	54	.278	2	13	.154	1	4	.250	25	-19	8	23	5	7	19
vs. #5/4 Duke				40	37			25	54	.463	7	15	.467	20	24	.833	44		15	18	6	10	10
VIRGINIA TECH	2/17/13	46-51	L	25	21		-5	15	50	.300	5	18	.278	11	17	.647	35	+3	11	21	1	11	21
at Clemson				17	34			17	42	.405	1	3	.250	16	20	.800	32		12	21	5	4	16
VIRGINIA TECH	2/22/13	50-72	L	24	26		-22	19	56	.339	7	15	.467	5	14	.357	35	-6	12	14	2	5	19
vs. #16/17 North Carolina				40	32			24	58	.414	9	17	.529	15	25	.600	41		18	10	7	3	17
VIRGINIA TECH	2/24/13	71-52	W	33	38		+19	28	60	.467	4	11	.364	11	15	.733	44	+7	19	12	0	4	14
vs. #19/20 Florida State				22	30			21	64	.328	3	13	.231	7	15	.467	37		6	11	5	3	15
VIRGINIA TECH	2/28/13	62-52	W	26	36		+10	24	55	.436	4	8	.500	10	18	.556	40	+2	13	16	2	7	15
at Wake Forest				18	34			18	58	.310	3	11	.273	13	17	.765	38		5	20	3	5	18
VIRGINIA TECH	3/3/13	46-64	L	23	23		-18	14	55	.255	3	10	.300	15	23	.652	34	-14	9	12	4	6	19
vs. Miami				19	45			19	56	.339	4	12	.333	22	26	.846	48		12	14	2	3	20
VIRGINIA TECH	3/7/13	39-45	L	8	31		-6	14	52	.269	3	11	.273	8	14	.571	30	-15	8	17	0	7	23
vs. Miami (Greensboro, N.C.)				21	24			14	49	.286	1	7	.143	16	22	.727	45		6	20	2	5	18

POINTS-REBOUNDS-ASSISTS

Opponent	Date	Score	WL	02 SARVER	03 WILSON	04 YOUNG	10 EVANS,L.	12 NICHOLS	13 FENYIN	14 UGOKA	20 EVANS,N.	21 KISS-RUSK
OLD DOMINION	11/09/12	35-55	L	DNP	2-0-2	DNP	3-0-0	DNP	6-5-3	DNP	8-1-0	0-1-0
APPALACHIAN STATE	11/14/12	71-68	W	DNP	9-1-2	DNP	2-0-0	DNP	13-2-9	DNP	6-4-1	0-0-0
at Michigan State	11/18/12	29-57	L	0-0-0	8-2-1	DNP	4-3-0	0-0-0	7-4-1	DNP	0-2-0	0-2-0
GEORGE WASHINGTON	11/25/12	50-31	W	0-0-0	0-1-3	DNP	0-1-0	0-0-0	4-2-6	DNP	9-7-1	DNP
WISCONSIN	11/28/12	47-38	W	DNP	0-3-1	DNP	5-5-0	DNP	6-3-1	DNP	0-3-0	8-4-0
LONGWOOD	12/01/12	73-58	W	0-0-0	0-1-0	DNP	10-3-10	0-1-0	17-4-7	DNP	9-7-0	2-2-0
at Richmond	12/05/12	51-65	L	DNP	0-1-1	DNP	12-2-2	DNP	9-4-3	DNP	1-2-0	3-5-0
PENN STATE	12/12/12	41-60	L	DNP	2-3-3	DNP	4-2-0	DNP	2-6-1	DNP	0-1-0	8-3-0
FLORIDA GULF COAST	12/16/12	56-63	L	DNP	0-0-6	DNP	10-1-2	DNP	10-4-3	DNP	6-7-1	3-4-0
WAKE FOREST	12/22/12	73-52	W	2-1-0	2-3-6	0-0-1	2-2-6	0-0-0	2-4-4	28-8-1	4-2-1	2-1-0
NORTH CAROLINA A&T	12/28/12	58-39	W	0-1-0	2-1-2	0-1-0	6-2-4	0-0-0	12-4-3	10-12-0	6-2-0	0-0-0
HAMPTON	12/30/12	55-45	W	0-0-0	0-0-1	2-3-1	9-4-2	2-0-0	11-4-2	DNP	7-5-1	0-1-0
at Virginia	01/03/13	48-52	L	DNP	2-2-2	0-4-2	0-1-0	DNP	2-3-2	16-6-0	0-0-0	DNP
at North Carolina	01/06/13	45-48	L	DNP	2-1-2	0-2-0	6-3-3	DNP	4-2-2	15-5-0	2-3-0	0-0-0
BOSTON COLLEGE	01/10/13	46-53	L	DNP	0-0-1	0-0-0	2-2-1	DNP	4-8-2	21-13-1	3-4-0	2-1-0
MARYLAND	01/13/13	45-74	L	DNP	2-2-3	0-6-2	2-1-0	DNP	6-3-3	12-2-0	4-7-0	0-0-0
at Duke	01/16/13	26-58	L	0-0-0	0-1-0	2-5-0	0-1-1	0-0-0	6-1-1	4-9-0	0-3-0	0-0-0
at NC State	01/24/13	39-58	L	DNP	2-1-3	3-4-2	2-3-1	DNP	2-1-0	6-6-0	5-4-1	0-0-0
at Florida State	01/27/13	56-70	L	DNP	0-0-3	6-2-2	6-1-0	DNP	0-4-2	10-9-1	2-6-0	4-4-0
CLEMSON	01/31/13	37-47	L	DNP	0-0-0	5-4-2	4-3-1	DNP	0-6-2	7-14-0	5-1-0	0-3-1
at Miami	02/03/13	42-68	L	DNP	2-1-0	0-2-3	12-2-1	DNP	4-2-0	12-13-2	DNP	6-3-0
at Georgia Tech	02/08/13	63-61	W	DNP	11-2-1	2-1-2	6-3-4	DNP	10-4-5	DNP	3-3-0	DNP
VIRGINIA	02/10/13	47-50	L	DNP	9-4-1	0-5-2	13-2-0	DNP	3-4-2	DNP	4-6-0	DNP
DUKE	02/14/13	33-77	L	DNP	2-5-1	5-2-1	6-2-0	DNP	7-3-1	DNP	2-1-0	2-2-0
at Clemson	02/17/13	46-51	L	DNP	0-2-3	0-4-0	10-2-2	DNP	8-9-5	6-8-0	2-0-0	DNP
NORTH CAROLINA	02/22/13	50-72	L	DNP	2-4-2	0-0-0	0-4-0	DNP	7-7-2	10-3-0	3-2-0	0-0-0
FLORIDA STATE	02/24/13	71-52	W	0-0-1	2-3-3	0-6-0	0-4-3	0-0-0	9-0-2	21-12-0	2-4-1	2-0-0
at Wake Forest	02/28/13	62-52	W	0-0-0	9-4-1	0-2-0	2-0-0	0-0-0	16-5-5	11-11-0	2-0-0	DNP
MIAMI	03/03/13	46-64	L	0-0-0	1-3-2	0-0-0	0-3-0	0-0-0	14-2-0	12-8-0	5-2-1	2-0-0
vs Miami	03/07/13	39-45	L	0-0-1	0-1-0	2-8-1	2-1-1	0-0-0	10-3-1	11-6-1	0-1-0	DNP

Opponent	Date	Score	WL	22 HADLEY	23 HALL	24 CAMPBELL	31 TELLIER	32 LLOYD	33 CONYERS
OLD DOMINION	11/09/12	35-55	L	8-7-0	DNP	5-7-0	1-9-2	2-3-0	0-0-0
APPALACHIAN STATE	11/14/12	71-68	W	10-4-0	DNP	11-8-2	12-4-6	8-2-1	DNP
at Michigan State	11/18/12	29-57	L	0-5-0	0-0-1	4-6-0	3-2-2	3-4-1	0-0-1
GEORGE WASHINGTON	11/25/12	50-31	W	3-3-0	2-0-0	8-11-1	19-9-0	2-4-1	3-0-0
WISCONSIN	11/28/12	47-38	W	4-3-0	DNP	4-5-0	17-6-9	3-1-2	0-0-0
LONGWOOD	12/01/12	73-58	W	8-3-0	8-3-0	DNP	13-7-8	6-2-0	0-0-0
at Richmond	12/05/12	51-65	L	0-1-0	2-2-0	0-2-0	20-5-2	4-0-0	DNP
PENN STATE	12/12/12	41-60	L	2-3-0	0-0-0	DNP	18-5-2	5-1-1	DNP
FLORIDA GULF COAST	12/16/12	56-63	L	0-0-0	9-3-0	14-7-0	2-9-1	2-1-1	DNP
WAKE FOREST	12/22/12	73-52	W	6-4-0	0-0-0	2-3-1	23-8-2	0-0-0	0-0-0
NORTH CAROLINA A&T	12/28/12	58-39	W	2-3-0	0-0-0	8-8-1	12-7-5	0-0-0	0-0-0
HAMPTON	12/30/12	55-45	W	4-5-1	1-0-0	4-5-0	14-6-2	0-0-0	1-0-0
at Virginia	01/03/13	48-52	L	2-3-0	DNP	6-3-0	20-4-6	DNP	DNP
at North Carolina	01/06/13	45-48	L	0-0-1	DNP	4-4-1	12-2-1	DNP	DNP
BOSTON COLLEGE	01/10/13	46-53	L	0-1-0	DNP	4-2-0	10-6-1	0-0-1	DNP
MARYLAND	01/13/13	45-74	L	4-1-0	DNP	4-4-0	11-4-1	0-0-0	DNP
at Duke	01/16/13	26-58	L	0-2-0	0-0-0	0-1-0	10-6-3	4-2-1	DNP
at NC State	01/24/13	39-58	L	6-2-0	DNP	DNP	13-8-2	0-0-0	DNP
at Florida State	01/27/13	56-70	L	2-5-1	DNP	DNP	18-2-1	8-2-0	DNP
CLEMSON	01/31/13	37-47	L	0-1-0	DNP	2-1-0	14-4-3	0-1-1	DNP
at Miami	02/03/13	42-68	L	2-5-1	DNP	DNP	2-8-2	2-0-1	DNP
at Georgia Tech	02/08/13	63-61	W	5-6-2	DNP	DNP	24-5-4	2-2-0	DNP
VIRGINIA	02/10/13	47-50	L	3-4-0	DNP	DNP	10-6-3	5-1-1	DNP
DUKE	02/14/13	33-77	L	2-1-1	DNP	DNP	4-4-1	3-4-3	DNP
at Clemson	02/17/13	46-51	L	0-3-0	DNP	DNP	20-5-1	0-0-0	DNP
NORTH CAROLINA	02/22/13	50-72	L	2-2-0	DNP	DNP	15-5-8	11-1-0	0-0-0
FLORIDA STATE	02/24/13	71-52	W	4-3-0	2-1-0	DNP	24-5-6	5-2-3	0-1-0
at Wake Forest	02/28/13	62-52	W	4-1-0	DNP	DNP	14-8-6	4-3-1	DNP
MIAMI	03/03/13	46-64	L	0-5-1	DNP	0-0-0	10-3-3	2-2-2	DNP
vs Miami	03/07/13	39-45	L	0-2-0	DNP	DNP	11-5-3	3-1-0	DNP



HISTORY & RECORDS

VIRGINIA TECH HAS A LONG, PROUD TRADITION OF SUCCESS, INCLUDING 19 WINNING SEASONS, 12 POSTSEASON APPEARANCES AND NINE TRIPS TO THE NCAA TOURNAMENT.

*Carrie
Mason*

HOKIE HOOPS HISTORY

FROM A HUMBLE BEGINNING MORE THAN 30 YEARS AGO,
VIRGINIA TECH WOMEN'S BASKETBALL HAS DEVELOPED INTO ONE OF THE NATION'S TOP COLLEGE PROGRAMS

THE BEGINNINGS

Women's basketball at Virginia Tech began in 1970 as a club sport under the direction of coach Ganna Roberts. John Ristroph coached the squad during the 1972-73 season. In 1973, Joe Sgro, a professor at Tech, took over the team until 1976 when John Wetzel was named head coach. The team gained full varsity status beginning with the 1976-77 season.

TECH'S VARSITY COACHES

The Hokies' first varsity coach was former Tech player and former assistant coach of the NBA's Portland Trail Blazers, John Wetzel. He played on the men's team from 1963-66 and then went on to play pro ball with the Lakers, Suns and Hawks before coming back to Tech to finish his education and coach the women's squad. In his first and only season, his team recorded a 7-9 record.

Taking over for Wetzel in 1977 was Carolyn Owen, whose team registered an 8-16 mark. In 1978, Carol Alfano came on the scene and, in just her second season, guided the Tech women to their first winning record. Alfano coached the Hokies for 19 seasons guiding them to the program's first NCAA appearances in 1994 and 1995.

Bonnie Henrickson became the Hokies' fourth head coach in 1997 and led Tech to five NCAA Tournament and two WNIT bids in her seven seasons.

Beth Dunkenberger became head coach in 2004 and guided Tech to the postseason three times while at the helm. The Hokies received bids to the NCAA Tournament in 2005 and 2006 and advanced to the WNIT Third Round in 2007.

Dennis Wolff was named Tech's seventh varsity head coach on March 22, 2011.

FIRST SCHOLARSHIP PLAYERS

The first women's basketball player to earn any kind of scholarship was Helena Flannagan in 1977, when she received partial aid. Kim Albany (1978-82), who was recruited by Owen, was Tech's first full scholarship player. Also in 1978, Sis Spriggs received a full grant, and partials went to Donna Cooper, Pauline Landis and Sandy Berry.

RETIRED JERSEY

Renee Dennis' No. 44 jersey was retired at the conclusion of her career in 1987. Dennis, from Bridgeport, Conn., is one of only 14 athletes in Tech athletic history to have his or her jersey retired. She was the first female athlete to receive that honor and one of only three so far in Hokie history.

The others to have their jerseys retired are head football coach Frank Beamer, football



Renee Dennis is Tech's all-time leading scorer with 1,791 points.

players Cornell Brown, Carroll Dale, Jake Grove, Frank Loria, Jim Pyne, Bruce Smith and Michael Vick, men's basketball stars Dell Curry, Vernell "Bimbo" Coles, Allan Bristow and Ace Custis, baseball coach Chuck Hartman, baseball player Johnny Oates, volleyball standout Lisa Pikalek and softball All-American Angela Tincher.

PROFESSIONAL PLAYERS

Dennis played professionally in Australia, where she was her division's Player of the Year in 1989-90. Wendy Sanders played professionally in Belgium.

Tere Williams became the first Hokie to be selected in the WNBA Draft, when she was picked in the third round by the Phoenix Mercury. Ieva Kublina was drafted in the third round (31st overall) in the 2004 draft by the Indiana Fever.

At the conclusion of the 2005-06 season, the Hokies' Kerri Gardin was selected in the third round (34th overall) of the WNBA Draft by the Chicago Sky.

Nare Diawara was drafted in the third round (30th overall) of the 2007 WNBA Draft by the San Antonio Silver Stars.

Gardin, who played overseas following her collegiate career, became the first Tech player to play and start in a WNBA regular season game in 2008 as a member of the Connecticut Sun.

Ieva Kublina played in Hungary, Gardin in Israel and Lindsay Biggs and Utahya Drye both played professionally in Europe. Kublina competed in the 2008 Summer Olympics in Beijing, China, and Diawara led her Malian National Team to the 20th African Nations Championship in Dakar, Senegal. However, Diawara missed the Olympics due to injury.

ACADEMIC EXCELLENCE

Christi Osborne was named to the CoSIDA Academic All-America first team in 1994-95 and was a second-team member in 1993-94. Brittany Cook was selected to the third team in 2008 as was Laura Haskins in 2009. Several Hokies have been named to the CoSIDA District III Academic All-America team, including Amy Byrne (1988-89), Christi Osborne (1992-93, 1993-94, 1994-95), Maria Albertsson (1997-98, 1998-99), Amy Wetzel (1998-99, 1999-00), Sarah Hicks (2001-02), Erin Gibson (2003-04, 2004-05), Ieva Kublina (2003-04), Carrie Mason (2004-05, 2005-06), Brittany Cook (2007-08) and Laura Haskins (2007-08, 2008-09). Osborne also was a recipient of the Rawlings Scholarship Award (1994-95). Haskins was selected as the first winner of the Kay Yow Award as the ACC Women's Basketball Scholar Athlete of the Year.

BEST OF THE METRO

The Virginia Tech women's basketball team won two championships as a member of the Metro Conference. Tech won the 1994 Metro Conference Tournament by knocking off Virginia Commonwealth, UNC Charlotte and Southern Miss in succession. The Hokies captured the 1995 Metro regular-season championship with a 10-2 league record.

ATLANTIC 10 CHAMPS

The Hokies captured the Atlantic-10 Conference Tournament championship in 1998 with a thrilling 66-64 overtime win over host Massachusetts. Virginia Tech won the Atlantic-10 regular-season title in 1998-99 with a 15-1 league record.

NATIONAL HONORS

Williams and Lisa Witherspoon were named as honorable mentions to the 1999 Associated Press All-America teams. In 1995, Jenny Root was an honorable mention selection to the Kodak All-America team. The Women's Basketball News Service named Tere Williams to the 1998 Freshman All-America third team. In 2008, Brittany Cook was a third-team selection to the ESPN The Magazine All-America team.

ALL-ATLANTIC COAST CONFERENCE

Utahya Drye was a 2010 honorable mention All-ACC selection after leading the Hokies in scoring. Kerri Gardin represented Virginia Tech on the All-Atlantic Coast Conference team, earning honorable mention honors during the 2004-05 season. Gardin averaged a double-double against the rest of the league, with 12.2 points per game during ACC play, while pulling down 10.1 rebounds a contest. Both were team-highs during the conference slate.

Gardin again earned all-conference honors during the 2005-06 season. She was second on the team in scoring with 12.4 points per game, and she led the league in rebounds per contest, pulling down 10.0 per game.

Kirby Copeland was an honorable mention selection for the 2006-07 season. Copeland led the team in scoring (15.0), assists (146) and steals (68).

Brittany Cook, after leading the ACC in scoring, was named to the 2007-08 all-conference second team.

ALL-BIG EAST CONFERENCE

Williams was the first Hokie to be selected for All-BIG EAST honors after being named to the all-conference second team following the 2000-01 season. Ieva Kublina was selected as the 2001-02 BIG EAST Most Improved Player and was named to the all-conference second team. Sarah Hicks was a member of the 2001-02 all-conference third team. Kublina became the first Tech player to be named to the All-BIG EAST first team in 2002-03, and Carrie Mason was named to the 2003 BIG EAST All-Rookie team. Kublina was selected to the 2004 All-BIG EAST second team.



Utahya Drye became the 22nd member of the 1,000-point club last season.

ALL-ATLANTIC 10 CONFERENCE

The Hokies were well represented on the All-Atlantic 10 Conference teams during their five years in the league. Michelle Houseright was the first Virginia Tech player named to the All-Atlantic 10 team in 1996 as a second-team selection and Lisa Witherspoon was a second-team pick in 1999. Other Hokies named to the team include Tere Williams, a first-team selection in 1999 and 2000 and a second-team member in 1998; Wetzel, a second-team choice in 1999 and 2000; and Chrystal Starling, a member of the third team in 2000.

ALL-METRO CONFERENCE


In 14 seasons as a Metro Conference member, Virginia Tech placed 12 players on the all-conference team, including Jenny Root, who was honored as the 1994-95 Metro Player of the Year. Hokies named to the first team include Taiqua Brittingham (1984), Renee Dennis (1986, 87), Susan Walvius (1986), Amy Byrne (1989) and Root (1994, 95). Second-team selections include Angie Kelly (1986), Maureen Donovan (1987), Michelle Bain (1988), Amy Byrne (1989), Missy Sallade (1989, '90), Jeni Garber (1991), Lisa Griffith (1992), Christi Osborne (1993, '94, '95) and Root (1993).

TOURNAMENT STARS

Virginia Tech players have left their mark in postseason play through the years. Ieva Kublina was named to the 2003 BIG EAST All-Tournament team and to the 2002 WNIT All-Tournament team. Tere Williams (1998) and Amy Wetzel (1999) were named to the All-Atlantic 10 Tournament team, as was Michelle Houseright (1998). Christi Osborne was a three-time member of the All-Metro Tournament team (1992, 93, 94) and was selected as the 1994 Most Valuable Player. Two-time All-Metro tournament members include Taiqua Brittingham (1983-84), Renee Dennis (1986-87), Jeni Garber (1988-89) and Sue Logsdon (1993-94).

FRESHMAN PHENOMS

Freshmen have made an immediate impact on the women's basketball program through the years. Andrea Barbour was a member of the 2007-08 ACC All-Freshman team, and Carrie Mason was named as a 2002-03 honorable mention selection to the WomensCollegeHoops.com All-American Freshman team and was a member of the BIG EAST All-Rookie Team. Williams was named to the 1998 Women's Basketball News Service Freshman All-American third team as well as being named Atlantic 10 Co-Rookie of the Year. Virginia Tech placed one player on the Atlantic 10 All-Rookie team in each of its five seasons in the league. Three Hokies, Garber (1988-89), Logsdon (1990-91) and Osborne (1991-92), were named to the Metro Conference All-Rookie team.




Jenny Root was the 1995 Metro Conference Player of the Year.

1,000-POINT CLUB

Twenty-three Virginia Tech women's basketball players have reached the 1,000-point plateau, with the most recent being Monet Tellier, who joined the club during the 2012-13 season. Tellier became just the eighth player in program history to reach the mark as a junior. Renee Dennis, Tech's all-time leading scorer, totaled 1,791 points during her Tech career. Other Hokies who have reached the 1,000-point plateau are: Tere Williams (1,750), Ieva Kublina (1,647), Jenny Root (1,582), Christi Osborne (1,500), Amy Wetzel (1,444), Carrie Mason (1,369), Chrystal Starling (1,340), Amy Byrne (1,291), Utahya Drye (1,166), Susan Walvius (1,161), Robin Lee (1,147), Dawn Chriss (1,121), Erin Gibson (1,117), Michelle Houseright (1,112), Kirby Copeland (1,094), Sarah Hicks (1,092), Angie Kelly (1,092), Michelle Bain (1,068), Kerri Gardin (1,061), Tellier (1,048), Lisa Griffith (1,033) and Brittany Cook (1,006).

POSTSEASON APPEARANCES



Tere Williams and the Hokies won a first round game in the 2001 NCAA Tournament before losing to Texas Tech in Lubbock, Texas.

1994 NCAA

- Virginia Tech had a 24-5 record and captured the Metro Conference Tournament title to advance to the Hokies' first NCAA Tournament. Tech was seeded eighth in the East Region and played host to Auburn in a first-round game at Cassell Coliseum. Auburn, on the strength of 24 points and 12 rebounds from Danielette Coleman, defeated the Hokies, 60-51. Tech guard Christi Osborne led the Hokies with 22 points and seven rebounds.

1995 NCAA

- Tech kept up its success by claiming the Metro Conference regular-season championship with a 21-8 record. The Hokies, again seeded eighth in the East Region, faced St. Joseph's in the first round at the University of Connecticut's Gampel Pavilion. The Hokies downed the Hawks, 62-52, behind 18 points from Christi Osborne. The Hokies' second-round opponent, UConn, ended up as the 1995 NCAA champion. Guard Jennifer Rizzotti burned the Hokies for 20 points as the Huskies advanced, 91-45.

1998 NCAA

- With former Tech assistant coach Bonnie Henrickson back in Blacksburg as the head coach, the Hokies posted their third trip to the NCAA Tournament in five years. Tech traveled to Gainesville, Fla., as the No. 11 seed in the NCAA West Region. The Hokies, behind a record-breaking performance from guard Amy Wetzel, surprised sixth-seeded Wisconsin, which was

ranked No. 23 at the time, 75-64. Wetzel set a Tech record and tied an NCAA West Region free throw mark by converting 16 free throws for a career-high 28 points. The Hokies, however, would bow out after round two as host Florida, ranked No. 12, won 89-57. Wetzel again led all scorers with 24 points.

1999 NCAA

- The Hokies used the 1999 season to establish themselves as one of the nation's elite programs. Henrickson led Tech to a school-record 28-3 finish, including a 15-1 Atlantic 10 mark. Cassell Coliseum was the site for NCAA First- and Second- Round games. The Hokies dispatched Saint Peter's, 73-48, before defeating Auburn, 76-61, to earn the program's first Sweet 16 appearance. Tech traveled to Greensboro, N.C., to face second-ranked Tennessee in the NCAA East Regional. Behind 27 points from National Player of the Year Chamique Holdsclaw, the Volunteers eliminated Tech, 68-52, to advance.

2000 WNIT

- Virginia Tech posted its third consecutive 20-win season under Henrickson. The Hokies posted a 20-11 record and made their first appearance in the Women's National Invitational Tournament. Cassell Coliseum was the site of the first-round matchup against Georgia State. The Hokies used a 12-3 run midway through the second half to break open a close contest and went on to win, 80-56. Maryland was the WNIT Sweet 16 opponent two days later, and the two teams

battled into overtime. The Terrapins used a 10-2 run in the last 3:11 of the extra session to eliminate the Hokies, 68-60.

2001 NCAA

- Tech received an at-large bid to the NCAA Midwest Regional as a No. 7 seed. The Hokies had compiled a 21-8 record entering the tournament in their first season in the BIG EAST Conference. Tech finished fourth in the league with an 11-5 record and advanced to the tournament semifinals before being eliminated by eventual national champion, Notre Dame.
- Tech's fourth consecutive postseason appearance, and third invitation to the NCAA Tournament in the past four seasons, began with a resounding 77-57 victory over Denver in the first round in Lubbock, Texas. Chrystal Starling led five Hokies in double figures with 20 points as Tech shot 55.3 percent from the field. In the second round, Tech faced Texas Tech on the Lady Raiders' home floor in front of 12,161. The Hokies played a great first half and took a 25-18 lead into the locker room at the intermission. The Lady Raiders, however, exploded in the second half, shooting 63.0 percent and scoring 55 points to defeat the Hokies, 73-52.

2002 WNIT

- Virginia Tech received an invitation to the WNIT, which marked the Hokies' second venture to the tournament and their most successful to date.
- The Hokies compiled an 18-10 record entering the WNIT after posting a 15-2 record at one point in the season, the second-best start to a season in the program's history. The two losses were by a total of three points.
- Tech's four-game WNIT run, all in the Cassell, opened with a tight 51-45 win over UNC Greensboro.
- The second-round contest was a renewal of the rivalry with former A-10 opponent George Washington. Trailing 32-27 at the half, Tech played one of its best halves of the year to win, 68-52.
- Vermont was the Hokies' quarterfinal opponent, with the night belonging to senior Sarah Hicks who had 22 points, including four treys. Kublina added 13 points and nine boards as Tech won, 76-48.
- Tech's run in the tournament ended in a thrilling 77-72 overtime loss to Houston in front of 5,409 Hokie faithful. Kublina erupted for a career-high 32 points, which was the fourth-highest single-game total by a Tech player. For her efforts, Kublina was named to the all-tournament team.

2003 NCAA

- Tech made its sixth consecutive postseason appearance following a 21-9 regular season. The Hokies, who lost in the BIG EAST Tournament semifinals to eventual national champion Connecticut, were seeded seventh in the East Regional in West Lafayette, Ind. Freshman Carrie Mason hit a running layup with 1.1 seconds remaining to give Tech a 61-59 win over Georgia

Tech. Ieva Kublina led the way with 18 points, followed by Chrystal Starling's 15-point effort. In the second round, the Hokies faced No. 10 Purdue on the Boilermakers home floor. Despite shooting 54.9 percent from the field, Tech fell, 80-62, as the Boilermakers nailed eight three-point shots and forced 20 turnovers.

2004 NCAA

- Tech made its seventh consecutive postseason appearance and seventh NCAA Tournament appearance in the past 11 years following a 22-8 regular season in its final season as a member of the BIG EAST Conference. The Hokies, who lost in the BIG EAST Tournament quarterfinals to eventual national champion Connecticut, were seeded eighth in the East Regional and hosted the first two rounds in Cassell Coliseum. Ieva Kublina scored 26 points to lead the hot-shooting Hokies to an 89-76 first-round win over Iowa. Tech built a 40-27 halftime lead by connecting on 51.7 percent from the field and shot a sizzling 67 percent (20-30) in the second half. In addition to Kublina's outburst, Carrie Mason followed with 19 points, including two treys.
- The Hokies matched up with the region's top seed and fifth-ranked Penn State in the second round. After leading, 28-25, at the half, Tech saw the Lady Lions put together a 27-5 outburst in the second half to eliminate the Hokies, 61-48, before 7,128 fans, the eighth-largest crowd for a women's contest in Blacksburg. Mason and Kublina again led the way with 16 and 15 points, respectively.



Ieva Kublina led Tech with 26 points against Iowa in the 2004 NCAA tournament



The Hokies thank their fans following a win over Missouri in the 2006 College Park, Pa., NCAA Regional

2005 NCAA

- Virginia Tech made its eighth consecutive postseason appearance and eighth NCAA Tournament in the past 12 seasons, following a 17-10 regular season. The Hokies, who lost to Wake Forest in the ACC Tournament, received an at-large bid as the No. 12 seed in the College Park, Md., Regional. Dawn Chriss netted 20 points, but Tech could not overcome a 17-point first-half deficit, falling, 79-78, in front of 3,745 fans to No. 16 DePaul. In addition to Chriss' 20, Kirby Copeland, Erin Gibson and Kerri Garden all reached double figures.

2006 NCAA

- Virginia Tech made its ninth consecutive postseason appearance and ninth NCAA Tournament appearance in the past 13 seasons following a 19-10 regular season. The Hokies posted their first-ever ACC Tournament win, defeating Wake Forest, before falling to Duke

in the quarterfinals. Tech earned an at-large bid as the No. 7 seed in the University Park, Pa., Regional.

- The Hokies had five players in double figures in the opening round, helping them knock off No. 10 seed Missouri, 82-51. Tech then fell to the No. 2 seed, Connecticut Huskies, 79-56. Dawn Chriss and Kerri Gardin each posted a team-high 16 points while Carrie Mason chipped in 13.


2007 WNIT

- Virginia Tech made it 10 in a row in the postseason with a bid to the WNIT following an 18-15 regular season. After receiving a first-round bye, Tech hosted Western Carolina and used a strong defensive performance in the second half to pull away to a 74-64 victory. A career-high 24 points from Britney Anderson proved not to be enough as the Hokies fell at home to Auburn, 81-74, in the third round.


BIG VICTORIES FOR TECH

VIRGINIA TECH'S WINS OVER NATIONALLY RANKED TEAMS

- In 1984, Tech shocked No. 20 North Carolina, 74-73, behind Renee Dennis' 17 points.
- In 1984, the Hokies defeated No. 16 Louisiana State, 86-77, in the Marriott-Converse Christmas Classic in Blacksburg.
- One of the biggest wins in Tech women's basketball history came in 1985 when Tech upset No. 5 Old Dominion, 73-72. It was the first win over the Lady Monarchs in 11 games.
- In 1987, the Hokies upended 16th-ranked James Madison, 63-61, behind a 16-point, 13-rebound performance from freshman Amy Byrne.
- In the middle of what was then the longest winning streak in school history, the Hokies upset No. 13 South Carolina in 1987 in Blacksburg, 63-59. Amy Byrne led the Hokies with 16 points and 12 rebounds.
- Virginia Tech upset No. 18 Southern Mississippi, 60-59, in a Cassell Coliseum barn-burner on Feb. 28, 1994. Guard Lisa Leftwich, who led Tech with 18 points, hit a key finger roll with 42 seconds remaining.
- In one of the biggest games in the program's history, Tech defeated No. 19 Southern Mississippi in the final of the 1994 Metro Conference Tournament, 83-76. The win gave Tech its first Metro Tournament title and sent the Hokies to the NCAA Tournament for the first time in their history.
- The Hokies knocked off No. 9 Virginia, 69-62, in Cassell Coliseum on Jan. 13, 1995. The win propelled Virginia Tech into the national rankings for the first time. Christi Osborne, Angela Donnell, Jenny Root and Terri Garland all scored in double figures for the Hokies.
- Tech downed No. 24 Wisconsin, 75-64, in the first round of the 1998 NCAA Regional in Gainesville, Fla. Guard Amy Wetzell converted a school-record 16-of-17 free-throw attempts and scored 28 points to pace the Hokies.



The Hokies upset No. 24 Wisconsin, 75-64, in the 1998 NCAA First Round



The Hokies celebrate a 1998 win over No. 6 Duke at Cameron Indoor Stadium.

- The Hokies traveled to “Tobacco Road” on Nov. 17, 1998, to knock off sixth-ranked and eventual national runner-up Duke, 72-70, at Cameron Indoor Stadium. An injured Kim Seaver came off the bench to lead Tech with 14 points and nine rebounds.
- Tech defeated in-state rival and 17th-ranked Virginia, 81-65, on Nov. 30, 1998, at Cassell Coliseum. Tere Williams recorded her second straight double-double of the season with 21 points and 10 rebounds.
- On Nov. 30, 2000, Amy Wetzel hit a running 10-footer off the glass with 3.7 seconds remaining to give the Hokies a 57-56 win over 17th-ranked Virginia. The win marked the second consecutive time the Hokies had beaten the Cavaliers in Cassell Coliseum.
- Virginia Tech used a 13-0 run over the final five minutes to pick up a come-from-behind 65-59 win over No. 24 Villanova on Jan. 23, 2001. Tere Williams led Tech with 22 points followed by Amy Wetzel with 18.
- The Hokies made an impressive debut in the BIG EAST Tournament on March 4, 2001, as they knocked off 23rd-ranked Villanova for the second time during the 2000-01 season with a 73-67 win in the tournament quarterfinals in Storrs, Conn. Chrystal Starling came off the bench to lead Tech with 21 points, while Williams chipped in with 20.
- On Nov. 19, 2001, Tech used a stingy defense and clutch free-throw shooting in the closing seconds to defeat No. 16 Old Dominion, 68-62. The Hokies held the Monarchs to only 37.7 percent from the field. Chrystal Starling led Tech with 20 points, while Sarah Hicks added 14.
- The Hokies put together one of their best performances of the season on Jan. 9, 2002, with a 72-53 win over 24th-ranked Boston College. Tech shot a sizzling 59.1 percent from the field while holding the Eagles to only 31.1 percent. Ieva Kublina led the way with 19 points, 11 rebounds and five blocks, while Chrystal Starling also contributed 19 points.
- Chrystal Starling, second in career free-throw and field-goal percentage, came through in the clutch on Jan. 22, 2003, in Tech’s 66-64 overtime win over No. 23 Rutgers. She was fouled with 1.2 seconds remaining in overtime, and the senior calmly drained both free throws for the victory. Starling led Tech with 21 points, 16 of which came in the second half and overtime.
- The Hokies used long-range shooting to pull off a 74-70 overtime victory against 23rd-ranked Boston College on March 9, 2003, in the BIG EAST quarterfinals. After forcing the extra period with some clutch free-throw shooting, Tech nailed three treys in the extra session to seal the win. Kublina registered 20 points, including two three-point baskets, while Starling added 18, and Dawn Chriss chipped in with 14 points.



Amy Wetzel hits the game-winner over No. 17 UVa in 2000.


- Tech proved there is a first time for everything as the Hokies defeated 24th-ranked Virginia, 63-62, on Nov. 23, 2003, for their first win in Charlottesville as a varsity team. The Hokies survived a furious Cavalier rally in the second half after leading by as many as 14 points. UVa had two game-winning attempts in the final five seconds that missed their mark and gave Tech its historic win. Carrie Mason led the way with 18 points, including three treys.
- Virginia Tech jumped out to an early 27-9 lead and never looked back in a 63-50 win over No. 19/24 Villanova on Jan. 14, 2004. Tech dominated the boards, holding a commanding 39-24 advantage, and shot 51.1 percent from the field. Kerri Gardin and Dawn Chriss led a balanced attack with 14 and 12 points, respectively.
- Tech placed five players in double figures while cruising to a 80-64 win over 24th-ranked Boston College on Jan. 24, 2004. After trailing, 33-31, at the half, the Hokies exploded for 49 second-half points, securing the win. Ieva Kublina led the way with 17 points, followed by Carrie Mason

with 16. Erin Gibson and sophomore Dawn Chriss had 14 each, and Kerri Gardin added 13.

- The Hokies stunned No. 12 Texas Tech in Las Vegas, 71-70, in overtime on Dec. 19, 2004. After trailing by eight in the first half, Tech tallied 41 points in the second half and shot 60 percent in overtime for the victory. Carrie Mason had 12 points, while Erin Gibson and Nare Diawara each hit for 11.
- Tech closed out its final regular-season away game with an 87-79 upset of No. 22/23 Maryland on Feb. 24, 2005. The Hokies connected on 54 percent of their attempts in the game, while holding the Terps to 46 percent from the floor. Tech netted 48 points in the first half en route to a nine-point halftime lead. Kerri Gardin posted a double-double with 19 points and 12 rebounds, while Dawn Chriss also tallied a team-high 19 points in the win.
- On Jan. 8, 2006, the 25th-ranked Virginia Tech Hokies upended No. 19 Boston College, 67-62, in Blacksburg, Va. The Hokies rallied in the second half, outscoring their counterparts by 11 in the final 20 minutes for the win. Tech’s defense stymied the Eagles, forcing them into 30 turnovers in the first ACC match-up of former BIG EAST foes.
- The 79-64 upset win on Jan. 14, 2010, over No. 10 North Carolina was an evening full of highlights for the Virginia Tech women’s basketball program. The victory was Tech’s first win over a nationally-ranked opponent since a Jan. 8, 2006, home victory over No. 19 Boston College. The win also marked the first triumph over a top-10 opponent since Tech pulled off a 72-70 win on Nov. 15, 1998 at No. 6 Duke. Additionally, the victory was only the second-ever in Cassell Coliseum against a top-10 team with the other occurring on Jan. 13, 1995, in a 69-62 win over No. 9 Virginia.
- Tech traveled to No. 8 Maryland on Jan. 25, 2012. The Terrapins held the 34-31 advantage at halftime, but the underdog Hokies outscored Maryland 44-35 in the second period to pull off the upset on the road. The win marked just the third in program history over a team ranked eighth or higher. The last win Tech had over a top-8 team was over ten years earlier when the Hokies defeated No. 6 Duke in 1998. Monet Tellier scored 31 points, hitting five three pointers and going 10-of-11 from the free throw line.
- The Hokies hosted No. 19 Florida State on Feb. 24, 2013. Tech fell behind early, but went on a 14-0 run in the first half and took a 33-22 lead into the break. The Seminoles cut it down to seven in the second half, but the Hokies again answered with a 15-5 run as FSU would get no closer than 14 in the final minutes. Monet Tellier scored her 1,000th career point during the game and led the Hokies with 24, shooting 9-of-14 from the field, 2-of-3 from outside the arc and going a perfect 4-of-4 from the line.

MILESTONE WINS

Virginia Tech's 250th win was one of the biggest in its history, as the Hokies knocked off Southern Mississippi in the final game of the 1994 Metro Conference Tournament to earn the program's first bid to the NCAA Tournament.



FIRST VARSITY WIN

The Virginia Tech women's basketball team earned its first win as a varsity sport by defeating Bridgewater College, 59-55, on Dec. 14, 1976. The Hokies, who overcame a five-point deficit, outscored the Eagles by nine points down the stretch to clinch the win. Sophomore Gail Kelley led the way with 17 points, followed by Karen Garbis' 13.

50TH WIN

Tech's 50th win came on Jan. 28, 1981, against James Madison. Sis Spriggs was one of three Hokies in double figures with 15 points as Tech downed the Dukes, 66-58. Also in double figures were Tammie Edwards with 13 and Maureen Corrigan, who had 10 points as well as 10 rebounds.

100TH WIN

The Hokies hit the century mark by upsetting nationally ranked North Carolina, 74-73, in a thriller at Roanoke, Va., on Dec. 1, 1984. Tech was paced by Renee Dennis' 17-point performance, but a number of players shined in the upset victory. Susan Walvius, a 6-2 center, added 16 points and five rebounds, guard Angie Kelly chipped in 15 points and guard Maureen Donovan contributed seven points and six rebounds.

150TH WIN

Tech registered win No. 150 on Jan. 16, 1988, when it squeaked past Louisville in Blacksburg, 68-67. Keying the victory was center Michelle Bain, who tallied 19 points and nine rebounds, while forward Wendy Sanders pumped in 16 points. Point guard Denise Kayajian had a career-high (at the time) eight assists to go along with nine points against the Lady Cardinals.

200TH WIN

Tech won its 200th game on Dec. 30, 1991, in the final of the 1991 Diamond Club Classic when it downed UNC Greensboro, 84-65, in Cassell Coliseum. Phyllis Tonkin scored 20 points and grabbed nine rebounds to lead the Tech women. Lisa Griffith kicked in 17 points, while Dayna Sonovick had nine rebounds and six assists.

250TH WIN

The Hokies won their 250th career game on March 9, 1994, by knocking off 19th-ranked Southern Mississippi, 83-76, in the final of the 1994 Metro Conference Tournament in Biloxi, Miss. Southern Miss was the tournament's top seed. Christi Osborne led the way with 19 points, while Sue Logsdon had 18. Lisa Leftwich pitched in with 17, and Jenny Root contributed 14.

300TH WIN

Tech posted its 300th win in the program's history on Jan. 2, 1998, in an 84-60 win over Rhode Island in the Hokies' 1997-98 conference opener. The Cassell Coliseum crowd witnessed an outstanding performance from guard Amy Wetzel, who finished with 14 points and three steals. The win also marked Bonnie Henrickson's first Atlantic-10 Conference win as a head coach.

350TH WIN

Tech picked up win No. 350 on Jan. 6, 2000, when it coasted to an 81-38 win over Rhode Island. The victory also was Tech's 200th in Cassell Coliseum. The Hokies opened the game on a 12-0 run and cruised to a 42-16 halftime lead. The Hokies placed five players in double figures led by Nicole Jones, Kim Seaver, Chrystal Starling and Tere Williams with 12 points each. Tech outrebounded the Rams, 44-24, and blocked seven shots in the victory.

400TH WIN

The Hokies recorded win No. 400 on Jan. 19, 2002, with a 69-50 win over St. John's. Tech jumped out to a 39-20 halftime lead and cruised to the victory behind 16 points from Chrystal Starling along with Nicole Jones' 12 points and Sarah Hicks' 11. The Hokies held the Red Storm to only 30.8 percent from the field, while shooting a sizzling 64.0 percent in the first half.

450TH WIN

Win No. 450 on March 6, 2004, did not come easy as Tech found itself trailing Georgetown, 40-28, early in the second half of the 2004 BIG EAST Championship first-round contest. The Hokies cut the deficit to six points, 43-37, then ripped off 17 unanswered points and went on to a 56-47 victory. Tech outscored Georgetown, 28-7, over the final 14 minutes of the contest. Carrie Mason and Kerri Gardin led the comeback with 14 points each.

500TH WIN

The Hokies received strong performances from center Nare Diawara and forward Brittany Cook to defeat UNC Greensboro, 56-45, and record the 500th victory in the program's history on Jan. 10, 2007. Diawara recorded a double-double with 18 points and 12 rebounds, while Cook contributed 12 points and seven rebounds.

550TH WIN

Sophomore Shanel Harrison tallied 20 points to led the Hokies to win No. 550 on senior night in a 70-69 win over Clemson. Senior Lindsay Biggs and Utahya Drye scored the final 10 points for Tech down the stretch to preserve the victory. Drye finished her final home game with 13 points while Biggs chipped in 10.

CONFERENCE TIMELINE

- **Feb. 25-26, 1921** - Tech, under the leadership of athletics director C.P. "Sally" Miles, joined the Southern Intercollegiate Conference as a charter member. Other members included Alabama, Alabama Polytechnic Institute (Auburn), Clemson, Georgia, Georgia School of Technology (Georgia Tech), Kentucky, Maryland, Mississippi Agricultural and Mechanical College (Mississippi State), North Carolina, North Carolina State, Tennessee, Virginia and Washington and Lee. In 1922, Louisiana State, Mississippi, South Carolina, Vanderbilt and Tulane joined the conference.

- **December 1923** - The name of the conference was officially changed to the Southern Conference. Also, conference officials added the University of the South to the conference. The following year, VMI joined the conference, and in 1929, Duke joined.

- **1932** - It was agreed that the 13 southern-most members should form a separate conference. The Southeastern Conference, thus, was formed with Alabama, Auburn, Florida, Georgia, Georgia Tech, Kentucky, LSU, Mississippi, Mississippi State, Sewanee, Tennessee, Tulane and Vanderbilt as the members.

- **1953** - Seven colleges withdrew to form the Atlantic Coast Conference: Clemson, Duke, North Carolina, North Carolina State, Maryland, South Carolina and Wake Forest College.

- **June 1965** - Tech withdrew from the Southern Conference.


- **July 1965-May 1978** - Tech competed as an independent in virtually every varsity sport.

- **May 1978** - Tech ended its 13-year status as a major independent by accepting a bid to join the Metropolitan Collegiate Athletic Conference (a.k.a. the Metro) for all sports except football.

- The Hokies joined Cincinnati, Florida State, Louisville, Memphis State, St. Louis and Tulane in the Metro, which was founded in 1975.

- **Feb. 5, 1991** - After 26 years as a football independent, Tech officially accepted a bid to join the newly-created BIG EAST Football Conference. Tech joined Miami, Syracuse, Boston College, Pittsburgh, West Virginia, Temple and Rutgers as charter members of the conference.

- **January 1995** - Five Metro members - UNC Charlotte, Tulane, Louisville, Southern Miss and South Florida - voted Tech and Virginia Commonwealth out of the league. At the time, those schools were planning a merger with other Midwestern schools (hence, the birth of Conference USA), and the Hokies and Rams were not interested in such a merger. As a result, those five league members decided to vote them out of the league.



Jim Weaver shakes hands with ACC Commissioner John Swofford as Virginia Tech is officially introduced as the 10th member of the Atlantic Coast Conference.

- **Feb. 3, 1995** - Tech, VCU and the Metro agreed to a \$2.27 million settlement which the Hokies and Rams split. A portion of conference revenue was going to be withheld from the two schools, but this settlement put an end to the issue.

- **Two weeks later, 1995** - Tech joined the Atlantic 10 Conference for all sports except football, which was in the BIG EAST, and wrestling, which was in the Colonial. (Tech wrestling later began competition in the Eastern Wrestling League in 1997).

- **June 24, 1999** - Tech received a proposal from the BIG EAST Conference, inviting the school to join the conference for all sports.

- **July 20, 1999** - Tech submitted a counter-proposal, addressing financial issues that the school had with the original proposal. BIG EAST athletic directors addressed those concerns at the athletics directors' meetings in mid-July and submitted the proposal to each school's respective president for a vote.

- **Aug. 24, 1999** - Tech and the BIG EAST announced that the Hokies would join the conference for all sports beginning in 2001-02.

- "Virginia Tech is thrilled to become a full member of the BIG EAST Conference and looks forward to its academic and athletic associations with the entire conference membership," Tech president Paul Torgersen said.

- **November 2, 1999** - BIG EAST Conference presidents voted to advance Virginia Tech's participation as a full member to July 1, 2000.

- **June 18, 2003** - In a surprise move, presidents of Atlantic Coast Conference schools privately dropped a plan to invite Miami, Boston College and Syracuse and instead voted on inviting Virginia Tech and Miami. This came after five weeks of negotiations with the other three schools for ACC invitations.

- **June 19, 2003** - Responding to speculation that Virginia Tech had been invited to join the ACC, the university issued a release stating that no offer had been extended officially or unofficially.

- **June 24, 2003** - Presidents of Atlantic Coast Conference schools held a teleconference and voted to begin the official process of offering invitations to Virginia Tech and Miami.

- **June 25, 2003** - Atlantic Coast Conference officials made an official site visit to Virginia Tech, which the Hokies passed with flying colors. This was the final step before an official invitation could be extended.

- **June 27, 2003** - Virginia Tech President Charles Steger announced that the Hokies had officially accepted the ACC's invitation to join the conference.

- "Today we have received the formal offer of membership, which we will accept," Steger said. "We know that this affiliation will be good for our students, athletes, fans and communities for many years to come."

- **July 1, 2003** - Virginia Tech and Miami were officially introduced as the 10th and 11th members of the Atlantic Coast Conference at a press conference in Greensboro, N.C.

- "I'm excited for our fans and our constituency," athletics director Jim Weaver said. "This membership is something that the fan base and alumni and friends of Virginia Tech have wanted for a long time. It's home for us. We've had prior relationships with these institutions for many years and this is something our fans are excited about. I'm happy for them, for our coaches and for our student-athletes."

- **July 1, 2004** - The Hokies officially joined the ACC on July 1, 2004, and began play in the 2004-05 academic year in all sports.

INDIVIDUAL RECORDS

MOST POINTS

Game 36 - Brittany Cook at Miami, 2/11/08
Season 561 - Amy Byrne, 1989-90
Career 1,791, Renee Dennis, 115 games, 1983-87
ACC Game 36 - Brittany Cook at Miami, 2/11/08
ACC Season 254 - Monet Tellier, 2012-13
ACC Career 549 - Monet Tellier, 2011-12
ACC Tourn. Game 21 - Utahya Drye vs. Virginia, 3/5/09

HIGHEST SCORING AVERAGE

Season 20.0 - Amy Byrne, 1989-90
Career 15.6, Renee Dennis, 115 games, 1983-87
ACC Season 17.9 - Brittany Cook, 2007-08
ACC Career 12.8 - Dawn Chriss, 2005-06

MOST FIELD GOALS MADE

Game 15 - Brittany Cook at Miami, 2/11/08
Season 212 - Renee Dennis, 1986-87
Career 694, Tere Williams, 118 games, 1997-01
ACC Game 15 - Brittany Cook at Miami, 2/11/08
ACC Season 244 - Aerial Wilson, 2011-12
ACC Career 227 - Utahya Drye, 2007-10
ACC Tourn. Game 9 - Dawn Chriss (2x) vs. Wake Forest, 3/4/05
vs. Wake Forest, 3/2/06

MOST FIELD GOAL ATTEMPTED

Game 30 - Renee Dennis, vs. Memphis State, 2/7/87
Season 472 - Renee Dennis, 1986-87
Career 1,461, Renee Dennis, 115 games, 1983-87
ACC Game 27 - Aerial Wilson at Duke, 2/15/12
ACC Season 200 - Kirby Copeland, 2006-07
ACC Career 568 - Monet Tellier, 2011-12
ACC Tourn. Game 20 - Kirby Copeland vs. Boston College, 3/1/07

BEST FIELD-GOAL PERCENTAGE

Game (min. 9 att.) 1.000 (9-9) - Amy Byrne vs. Kentucky, 2/19/89
Season 1.000 (9-9) - Nicole Jones vs. Fordham, 1/2/99
Season (min. 200 att.) 60.2 (192-319) - Tere Williams, 1998-99
Career 54.9, Tere Williams, 118 games, 1997-01
ACC Game (min. 5 att.) 100.0 (5-5), Megan Finnerty vs. Wake Forest, 1/31/05
Shani Grey at North Carolina, 2/5/09
ACC Season (min. 150 att.) 50.9 (84-165), Britney Anderson, 2004-05
ACC Career 49.1 (135-275) - Dawn Chriss, 2005-06
ACC Tourn. Game (min. 10 att.) 75.0 (9-12) Dawn Chriss vs. Wake Forest, 3/2/05

MOST 3-POINT FIELD GOALS MADE

Game 8 - Jeni Garber vs. South Carolina, 2/16/91
Season 71 - Lindsay Biggs, 2008-09
ACC Game 7 - Lindsay Biggs at Maryland, 1/18/09
ACC Season 38 - Lindsay Biggs, 2008-09
ACC Career 84 - Lindsay Biggs, 2007-10
ACC Tourn. Game 3, Carrie Mason vs. Wake Forest, 3/2/06
Nikki Davis vs. Georgia Tech, 3/3/11

MOST 3-POINT FIELD GOAL ATTEMPTED

Game 15 - Jeni Garber vs. South Carolina 2/16/91
Sarah Hicks vs. Duke, 12/08/99; Aerial Wilson vs. Clemson, 2/3/12
Season 224 - Jeni Garber, 1990-91
ACC Game 15 - Aerial Wilson vs. Clemson, 2/3/12
ACC Season 111 - Lindsay Biggs, 2008-09
ACC Career 276 - Lindsay Biggs, 2007-10
ACC Tourn. Game 7 - Carrie Mason vs. Wake Forest, 3/2/06

MOST CONSECUTIVE GAMES SCORING A 3-POINTER

Career 18 - Jeni Garber, 1988-91
ACC Career 10 - Carrie Mason, 2004-05 & 2005-06

MOST FREE THROWS MADE

Game 16 - Amy Wetzel vs. Wisconsin, 3/14/98
Season 153 - Amy Wetzel, 1998-99
Career 489, Amy Wetzel, 129 games, 1996-01
ACC Game 14 - Nikki Davis at Miami, 1/24/10
ACC Season 55 - Monet Tellier, 2011-12
ACC Career 124 - Monet Tellier, 2011-12
ACC Tourn. Game 9 - Nare Diawara vs. North Carolina, 3/2/07

MOST FREE THROWS ATTEMPTED

Game 18 - Nikki Davis at Miami, 1/24/10
Season 203 - Amy Byrne, 1989-90; Amy Wetzel, 1998-99
Career 637, Renee Dennis, 115 games, 1983-87
ACC Game 18 - Nikki Davis at Miami, 1/24/10
ACC Season 83 - Monet Tellier, 2012-13
ACC Career 191 - Monet Tellier, 2011-12
ACC Tourn. Game 9 - Nare Diawara vs. Boston College, 3/1/07
vs. North Carolina, 3/2/07

BEST FREE-THROW PERCENTAGE

Game (min. 12 made) 1.000 (13-13) Sue Logsdon vs. William & Mary, 1/2/91
Season 889 (72-81), Sue Logsdon, 1990-91
Career 829, Christi Osborne, 117 games, 1991-95
ACC Game (min 9 made) 1.000 (9-9) Brittany Cook at Wake Forest, 2/7/08
ACC Season 89.3 (25-28), Brittany Cook, 2006-07
ACC Career 857 (54-63) - Carrie Mason, 2005-06
ACC Tourn. Game (min. 9 made) 1.000 (9-9) Nare Diawara
vs. North Carolina, 3/2/07

MOST CONSECUTIVE FREE THROWS MADE

Season 38 - Christi Osborne, 1993-94
ACC Season 19 - Brittany Cook, 2006-07

MOST REBOUNDS

Game 21 - Karen Garbis vs. James Madison, 2/16/78
Nicole Jones vs. Hampton, 12/29/99
Kerri Gardin vs. Virginia, 2/13/05
Season 289 - Kerri Gardin, 2005-06
Career 855, Tere Williams, 118 games, 1997-01
ACC Game 21 - Kerri Gardin vs. Virginia, 2/13/05
ACC Season 141 - Kerri Gardin 2004-05
ACC Career 281 - Utahya Drye, 2007-10
ACC Tourn. Game 15 - Kerri Gardin vs. Duke, 3/3/06

BEST REBOUNDING AVERAGE

Season 10.0 - Kerri Gardin, 2005-06
Career 7.2, Tere Williams, 118 games, 1997-01
ACC Season 10.1 - Kerri Gardin, 2004-05
ACC Career 9.7 - Kerri Gardin, 2005-06

MOST STEALS

Game 9 - Taiqua Brittingham vs. Northwestern, 12/22/83
Season 86 - Lisa Witherspoon, 1998-99
Career 252, Taiqua Brittingham, 105 games, 1981-85
ACC Game 7 - Kerri Gardin vs. Duke, 2/6/06
ACC Season 36 - Kerri Gardin, 2005-06; Nikki Davis, 2008-09
ACC Career 73 - Kirby Copeland, 2005-07
ACC Tourn. Game 6 - Kirby Copeland vs. Duke, 3/3/06

MOST ASSISTS

Game 13 - Lisa Leftwich vs. Virginia Commonwealth, 2/8/92
Lisa Witherspoon vs. Dayton, 1/4/99 and vs. Xavier, 2/28/99
Season 246 - Lisa Witherspoon, 1998-99
Career 635, Lisa Witherspoon, 112 games, 1996-99
ACC Game 11 - Nikki Davis vs. North Carolina, 1/14/10
ACC Season 62 - Laura Haskins, 2008-09
ACC Career 165 - Laura Haskins, 2006-09
ACC Tourn. Game 6 - Kirby Copeland vs. North Carolina, 3/2/07

MOST BLOCKED SHOTS

Game 9 - Susan Walvius (3x) vs. Florida State, 1/4/86
vs. Virginia, 12/10/85 and vs. Marshall, 2/12/85
Season 93 - Susan Walvius, 1985-86
Career 256, Ieva Kublina, 126 games, 2000-04
ACC Game 6 - Eleanor Brentnall vs. North Carolina, 1/10/08
ACC Season 23 - Nare Diawara, 2006-07
ACC Career 42 - Amber Hall, 2006-09
ACC Tourn. Game 2 - Nare Diawara vs. Boston College, 3/1/07
Amber Hall and Eleanor Brentnall vs. Boston College, 3/6/08
Brittany Gordon vs. Boston College, 3/4/10
Taylor Ayers and Shanel Harrison vs. Georgia Tech, 3/3/11

MOST MINUTES PLAYED

Game 54 - Amy Wetzel and Katie O'Connor vs. Dayton, 2/27/99 (3 OT)
Season 1,110 - Carrie Mason, 2003-04
Career 4,189 - Carrie Mason, 2002-06
ACC Game 50 - Carrie Mason vs. Florida State, 2/19/05, (3OT)
ACC Season 608 - Monet Tellier, 2012-13
ACC Career 1,768 - Alyssa Fenyn, 2010-13
ACC Tourn. Game 39 - Utahya Drye vs. Virginia, 3/5/09
Alyssa Fenyn vs. Wake Forest, 3/1/12; Monet Tellier vs. Miami, 3/7/13

CONSECUTIVE DOUBLE-FIGURE SCORING GAMES

Season 9 28 - Amy Byrne, 1989-90
Career 38 - Amy Byrne, 1986-90
ACC Season 9 - Monet Tellier, 2012-13
ACC Career 11 - Monet Tellier, 2012-13 (two seasons)

GAMES PLAYED

Career Played 129 - Amy Wetzel, 1996-01
Career Started 121 - Carrie Mason, 2002-06
ACC Career Played 62 - Alyssa Fenyn, 2010-13
ACC Career Started 53 - Alyssa Fenyn, 2010-13

TEAM RECORDS

MOST POINTS

Game 117 vs. Mercer, 2/16/87
 Season 2,293 - 30 games, 1983-84
 ACC Game 90 vs. Miami, 2/27/05
 ACC Season 1,044 - 14 games, 2004-05
 ACC Tourn. Game 73 vs. Wake Forest, 3/2/06

MOST POINTS - BOTH TEAMS

Game 201 - VT 117 at Mercer 84, 2/16/87
 201 - VT 103 at Dayton 98, 1/18/97
 ACC Game 177 - VT 83 at Florida State 94, 2/19/05
 ACC Tourn. Game 150 - VT 60 vs. North Carolina 90, 3/2/07

MOST POINTS - HOME FLOOR

Game 105 vs. Cincinnati, 2/10/84
 vs. Southern Mississippi, 12/28/04
 ACC Game 90 vs. Miami, 2/27/05

MOST POINTS - OPPONENT'S FLOOR

Game 117 at Mercer, 2/16/87
 ACC Game 87 at Maryland, 2/24/05

MOST POINTS - ONE HALF

Game 67 (2nd) at Charleston, 12/14/84
 ACC Game 50 (2nd) vs. Virginia 2/15/07
 (2nd) vs. Wake Forest, 2/22/09
 ACC Tourn. Game 44 (2nd) vs. Georgia Tech, 3/3/11

FEWEST POINTS - ONE HALF

Game 8 (1st) vs. Miami, 3/7/13
 ACC Game 12 at Duke, 1/16/13
 ACC Tourn. Game 8 (1st) vs. Miami, 3/7/13

FEWEST POINTS - BOTH TEAMS

Game 73 - VT 32 at UCF 41, 12/18/11
 VT 38 at Boston College 35, 1/5/12
 ACC Game 73 - VT 38 at Boston College 35, 1/5/12
 ACC Tourn. Game 84 - VT 39 vs. Miami 45, 3/7/13

LARGEST VICTORY MARGIN

Game 65 vs. Southern Mississippi (105-40), 12/28/04
 ACC Game 45 vs. Miami (90-45), 2/27/05
 ACC Tourn. Game 13 vs. Wake Forest (73-60), 3/2/06

WORST DEFEAT

Game 60 vs. Old Dominion (48-108), 1/27/78
 ACC Game 50 at Duke (40-90), 2/20/11
 ACC Tourn. Game 30 vs. North Carolina (60-90), 3/2/07

MOST POINTS IN A LOSS

Game 90 vs. Clemson, 12/29/84
 ACC Game 83 at Florida State, 2/19/05 (94-83, 3OT)
 ACC Tourn. Game 60 vs. North Carolina, 3/2/07

FEWEST POINTS SCORED

Game 26 at Duke, 1/16/13
 ACC Game 26 at Duke, 1/16/13
 ACC Tourn. Game 39 vs. Miami, 3/7/13

* The ACC played an 18 game regular-season in 2012-13

FEWEST POINTS ALLOWED

Game 31 vs. Presbyterian, 1/05/09
 vs. George Washington, 11/25/12
 ACC Game 33 at Clemson, 1/2/12
 ACC Tourn. Game 45 vs. Miami, 3/7/13

MOST POINTS ALLOWED

Game 108 vs. Old Dominion, 1/27/78
 ACC Game 102 at North Carolina, 1/04/07
 ACC Tourn. Game 90 vs. North Carolina, 3/2/07

MOST FIELD GOALS MADE

Game 51 vs. Mercer, 2/16/87
 Season 928 - 29 games, 1984-85
 ACC Game 36 at Miami OT, 2/11/08
 ACC Season 390 - 29 games, 2004-05
 ACC Tourn. Game 32 vs. Wake Forest, 3/2/06

MOST FIELD GOALS ATTEMPTED

Game 94 vs. Appalachian State, 11/17/79
 Season 2,009 - 30 games, 1983-84
 ACC Game 88 at Florida State, 2/19/05
 ACC Season 919 - 16 games, 2011-12
 964 - 18 games*, 2012-13
 ACC Tourn. Game 67 vs. Wake Forest, 3/4/05

BEST FIELD-GOAL PERCENTAGE

Game 66.1 (37-56) at Appalachian State, 11/28/87
 Season 47.8 (771-1614) - 31 games, 1999-00
 ACC Game 65.2 (30-46) vs. Wake Forest, 2/22/09
 ACC Season 44.3 (280-636) - 14 games, 2004-05
 ACC Tourn. Game 52.5 (32-61), vs. Wake Forest, 3/2/06

MOST THREE-POINT FIELD GOALS MADE

Game 12, vs. Southern Mississippi, 2/13/93
 Season 140 - 32 games, 2001-02
 ACC Game 9 at Maryland, 1/18/09
 ACC Season 62 - 16 games, 2011-12
 ACC Tourn. Game 6 vs. Georgia Tech, 3/3/11

MOST THREE-POINT FIELD GOAL ATTEMPTS

Game 33 vs. Clemson, 2/3/12
 Season 426 - 30 games, 2011-12
 ACC Game 33 vs. Clemson, 2/3/12
 ACC Season 266 - 16 games, 2011-12
 ACC Tourn. Game 13 vs. Georgia Tech, 3/3/11

MOST 3-POINT FIELD GOALS MADE, BOTH TEAMS

Game 22 VT at Maryland, 1/18/09
 ACC Game 22 VT at Maryland, 1/18/09
 ACC Tourn. Game 15, Tech (6) vs. Georgia Tech (9), 3/3/11

MOST 3-POINT FIELD GOAL ATTEMPTS, BOTH TEAMS

Game 50 at Florida Gulf Coast, 12/21/11
 ACC Game 48 at Maryland, 1/18/09
 ACC Tourn. Game 34 vs. Georgia Tech, 3/3/11

MOST FREE THROWS MADE

Game 43 vs. Yale, 1/9/82
 Season 521 - 30 games, 1993-94
 ACC Game 25 vs. North Carolina, 2/17/06
 ACC Season 215 - 14 games, 2004-05
 ACC Tourn. Game 16 vs. Wake Forest, 3/4/05
 vs. Virginia, 3/5/09

MOST FREE THROWS ATTEMPTED

Game 58 vs. Yale, 1/9/82
 Season 754 - 28 games, 1981-82
 ACC Game 33 at Miami, 1/24/10
 ACC Season 304 - 14 games, 2004-05
 ACC Tourn. Game 25 vs. Virginia, 3/5/09

BEST FREE-THROW PERCENTAGE

Game (min. 10 att.) . . . 1.000 (10-10) vs. Virginia, 2/17/08
 (15-15) vs. William & Mary, 2/4/78
 Season736 - 30 games, 2007-08
 ACC Game (min. 10 att.) .100 (10-10) vs. Virginia, 2/17/08
 ACC Season737 (182-247) - 14 games, 2006-07
 ACC Tourn. Game . . .875 (14-16) vs. North Carolina, 3/2/07

MOST REBOUNDS

Game 75 vs. Liberty, 1/8/90
 Season 1,331 - 34 games, 2006-07
 ACC Game 53 at Florida State, 2/19/05
 ACC Season 545 - 14 games, 2004-05
 635 - 18 games*, 2012-13
 ACC Tourn. Game 51 vs. Wake Forest, 3/4/05

HIGHEST REBOUNDING AVERAGE

Season 47.6 - 24 games, 1979-80
 ACC Season 37.6 - 14 games, 2006-07

ASSISTS

Game 38 at Mercer, 2/16/87
 Season 492 - 31 games, 1998-99
 ACC Game 25 at Miami, 2/11/08
 ACC Season 214 - 14 games, 2004-05
 ACC Tourn. Game 15 vs. Wake Forest, 3-2-06

BLOCKS

Game 14 vs. East Tennessee State, 12/21/92
 Season 161 - 32 games, 2001-02
 31 games, 2003-04
 ACC Game 10 vs. Florida State, 1/24/05
 ACC Season 72 - 14 games, 2004-05
 ACC Tourn. Game 6 vs. Boston College, 3/6/08
 vs. Boston College, 3/4/10

STEALS

Game 23 at Florida State, 12/17/79
 Season 324 - 31 games, 2005-06
 ACC Game 17 at North Carolina, 2/11/05
 vs. Clemson, 2/9/06
 vs. Maryland, 2/4/08
 ACC Season 155 - 14 games, 2005-06
 ACC Tourn. Game 11 vs. Duke, 3/3/06

MISCELLANEOUS RECORDS

Tech's All-Time Varsity Record 578-496 (37 years)
 Cassell Coliseum Record 337-165 (67.1 percent)
 Consecutive Home Court Wins 25, 1992-94
 Record in Metro Conference Tournament 13-17
 Record in Atlantic 10 Conference Tournament 8-4
 Record in BIG EAST Conference Tournament 4-4
 Record in ACC Tournament 2-8
 Largest Margin of Victory at Home 65 vs. Southern Mississippi (105-40), 12-28-2004
 Worst Defeat at Home 108-48, Old Dominion, 1977-78
 Worst Defeat on the Road 90-40, Duke, 2010-11
 Most Games Played 34, 2006-07
 Most Wins 28, 1998-99
 Most Losses 23, 2011-12
 Fewest Wins 7, 1976-77 & 2011-12
 Fewest Losses 3, 1998-99
 Longest Winning Streak 18, 1998-99
 Longest Losing Streak 10, 2010-11/Spring 2012-Fall 2012

Highest Scoring Average 78.3, 29 games, 1984-85
 Lowest Defensive Average 56.0, 31 games, 2003-04 (55.9, 16 games, 76-77)
 Highest Won-Lost Percentage903, 28-3, 1998-99
 Lowest Won-Lost Percentage233, 7-23, 2011-12
 Most Consecutive Winning Seasons 10, 1997-98/2006-07
 Most Consecutive BIG EAST Wins (reg. season) 10, 1994-95
 Most Atlantic 10 Conference Wins (reg. season) 15, 1998-99
 Most BIG EAST Conference Wins (reg. season) 11, 2001-02
 Most ACC Wins (reg. season) 6, 2004-05/2005-06/2006-07
 Most Consecutive Metro Wins (reg. season) 6, 1994-95
 Most Consecutive Atlantic 10 Wins (reg. season) 8, 1998-99
 Most Consecutive BIG EAST Wins (reg. season) 6, 2001-02
 Most Consecutive ACC Wins (reg. season) 3, 2006-07
 Most Consecutive Metro Losses (reg. season) 6, 1987-88
 Most Consecutive Atlantic 10 Losses (reg. season) 5, 1996-97
 Most Consecutive BIG EAST Losses (reg. season) 3, 2001-02, 2002-03
 Most Consecutive ACC Losses (reg. season) 9, 2007-08/2010-11/2012-13

OVERALL SINGLE-GAME TOP 10

POINTS

- 36 Brittany Cook at Miami, 2/11/08
- 34 Renee Dennis vs. Memphis, 2/7/87
- 33 Dawn Chriss at Florida State, 2/19/05
- Michelle Houseright vs. Fordham, 3/1/96
- Renee Dennis vs. Florida State, 1/3/87
- 32 Ieva Kublina vs. Houston, 3/23/02
- Jenny Root at Morehead St., 2/25/93
- 31 Monet Tellier at Maryland, 1/6/12
- Monet Tellier vs. W&M, 11/21/11
- Joyce Waddy vs. Mercer, 2/22/86

REBOUNDS

- 21 Kerri Gardin vs. Virginia, 2/13/05
- Nicole Jones vs. Hampton, 12/29/99
- Karen Garbis at JMU, 2/16/78
- 19 Tammie Edwards vs. Detroit, 12/28/81
- Debbie Stovall vs. Emory & Henry, 12/9/77
- Joyce Waddy vs. Louisville, 2/23/87
- Susan Walvius vs. Florida State, 1/4/86
- Peg Bunger vs. West Virginia, 2/22/78
- Peg Bunger at VCU, 2/17/78
- 17 Kerri Gardin at SMU, 11/26/05
- Ieva Kublina vs. Villanova, 2/22/03
- Michelle Houseright at JMU, 12/21/97
- Tammie Edwards at NC State, 12/6/82

ASSISTS

- 13 Lisa Witherspoon vs. Xavier, 2/28/99
- Lisa Witherspoon vs. Dayton, 1/4/99
- Lisa Leftwich vs. VCU, 2/8/92
- 12 Nikki Davis at W&M, 12/18/10
- Lisa Guarneri vs. Houston, 3/23/02
- Lisa Witherspoon vs. Temple, 1/24/99
- Lisa Witherspoon vs. St. Bonaventure, 1/24/98
- Lisa Witherspoon at UNCG, 12/4/97
- Sherry Banks at Dayton, 1/18/97
- Phyllis Tonkin at ETSU, 12/4/91
- Jeni Garber vs. Memphis, 2/2/91

STEALS

- 9 Taiqua Brittingham vs. Northwestern, 12/22/83
- 8 Wendy Sanders vs. Virginia, 12/8/87
- Taiqua Brittingham at Miss. St., 1/18/85
- Jackie Ansley vs. West Virginia, 1/13/84
- Sandy Berry at GWU, 1/26/79
- 7 14 tied, most recent - Nikki Davis vs. Presbyterian, 11/12/10

BLOCKS

- 9 Susan Walvius vs. Florida State, 1/4/86
- Susan Walvius vs. Virginia, 2/10/85
- Susan Walvius at Marshall, 2/12/85
- 8 Kim Seaver vs. Appalachian St., 12/2/97
- 7 Ieva Kublina vs. Pittsburgh, 2/28/04
- Ieva Kublina vs. Notre Dame, 2/9/03
- Ieva Kublina vs. West Virginia, 1/16/02
- Michelle Bain vs. W&M, 1/8/87
- 6 nine tied, most recent - Eleanor Brentnall vs. UNC, 1/10/08

MINUTES PLAYED

- 54 Katie O'Connor vs. Dayton, 2/27/99
- Amy Wetzel vs. Dayton, 2/27/99
- 50 Carrie Mason at Florida State, 2/19/05
- Sherry Banks at Dayton, 1/18/97
- 49 Dawn Chriss at Florida State, 2/19/05
- Maria Albertsson vs. Dayton, 2/27/99
- Jackie Ansley vs. Temple, 12/28/82
- 48 Michelle Houseright vs. Dayton, 2/28/99
- 46 Britney Anderson at Florida St., 2/19/05
- Erin Gibson at Florida State, 2/19/05

FIELD GOALS MADE

- 15 Brittany Cook at Miami, 2/11/08
- 14 Dawn Chriss at Florida State, 2/19/05
- Renee Dennis vs. Memphis, 2/7/87
- Renee Dennis vs. Florida State, 1/3/87
- 13 Uju Ugoka vs. Wake Forest, 12/22/12
- Monet Tellier vs. William & Mary, 11/21/11
- Tere Williams vs. Duquesne, 12/12/98
- Michelle Houseright vs. Temple, 2/12/96
- Michelle Bain vs. Florida State, 2/20/88
- Michelle Bain vs. Richmond, 12/5/87
- Susan Walvius at Marshall, 2/12/85

FIELD GOALS ATTEMPTED

- 30 Renee Dennis vs. Memphis, 2/7/87
- 27 Aerial Wilson at Duke, 2/15/12
- Jeni Garber vs. Southern Miss, 3/4/91
- 25 Andrea Barbour vs. Maryland, 2/4/08
- Kirby Copeland vs. Iowa State, 11/24/96
- Renee Dennis vs. Cincinnati, 2/21/87
- 24 Monet Tellier vs. NC State, 1/29/12
- Monet Tellier at Old Dominion, 11/11/2011
- Andrea Barbour vs. Liberty, 11/19/2007
- Renee Dennis vs. Florida St., 1/3/1987
- Renee Dennis vs. Cincinnati, 1/27/1986
- Renee Dennis at Old Dominion, 11/30/1985
- Robin Lee at NC State, 12/6/1982

THREE POINT FIELD GOALS MADE

- 8 Jeni Garber at South Carolina, 2/16/91
- 7 Lindsay Biggs at Maryland, 1/18/09
- 6 Lindsay Biggs at North Carolina, 2/5/09
- Carrie Mason at Florida State, 2/13/06
- Renee Maitland at Dayton, 1/18/97
- Christi Osborne at Southern Miss, 2/13/93
- Jeni Garber vs. West Virginia, 12/20/90
- Sarah Hillyer vs. Florida State, 1/6/90
- Sarah Hillyer at George Mason, 12/6/89
- Jeni Garber at Memphis, 3/9/89

THREE POINT FIELD GOALS ATTEMPTED

- 15 Aerial Wilson vs. Clemson, 2/3/12
- Sarah Hicks vs. Duke, 12/8/99
- Jeni Garber at South Carolina, 2/16/91
- 14 Jeni Garber at Louisville, 1/28/91
- 13 Monet Tellier vs. Clemson, 2/3/12
- Jeni Garber vs. Tennessee, 12/3/90
- Sarah Hillyer at George Mason, 12/6/89
- Jeni Garber vs. Southern Miss, 3/10/89
- 12 Lindsay Biggs at North Carolina, 2/5/09
- Fran Recchia vs. Syracuse, 1/4/03
- Sarah Hicks at Oregon, 11/27/99

FREE THROWS MADE

- 16 Amy Wetzel vs. Wisconsin, 3/14/98
- 15 Christi Osborne vs. Oklahoma St., 12/20/94
- Robin Lee vs. Florida State, 1/16/82
- 14 Nikki Davis at Miami, 1/24/10
- Tere Williams vs. Charlotte, 12/30/99
- Renee Dennis at North Carolina, 12/4/85
- 13 Sue Logsdon vs. William & Mary, 1/2/91
- Amy Byrne at Radford, 2/28/90
- 12 Chrystal Starling vs. JMU, 12/7/02
- Tere Williams at La Salle, 2/18/1999
- Michelle Houseright vs. GWU, 3/1/1998
- Tere Williams vs. GWU, 1/29/1998
- Kim Seaver at GWU, 1/6/1997
- Amy Byrne at Memphis, 1/13/1990
- Maureen Corrigan vs. WVU, 12/13/1980

FREE THROWS ATTEMPTED

- 18 Nikki Davis at Miami, 1/24/10
- 17 Amy Wetzel at Duquesne, 1/8/99
- Amy Wetzel vs. Wisconsin, 3/14/98
- Christi Osborne vs. Oklahoma St., 12/20/94
- Robin Lee vs. Florida State, 1/16/82
- 16 Amy Wetzel vs. Dayton, 2/27/99
- Renee Dennis at North Carolina, 12/4/85
- Karen Garbis at Old Dominion, 3/2/78
- 15 Tere Williams vs. Charlotte, 12/30/99
- Michelle Houseright vs. GWU, 2/27/96
- Amy Byrne at Radford, 2/28/90
- Joyce Waddy vs. Louisville, 2/23/87

ACC SINGLE-GAME TOP 10

POINTS

- 36 Brittany Cook at Miami, 2/11/08
- 33 Dawn Chriss at Florida State, 2/19/05
- 31 Monet Tellier at Maryland, 1/6/12
- 29 Nikki Davis at Miami, 1/14/10
- 28 Uju Ugoka vs. Wake Forest, 12/22/12
- 27 Shanel Harrison at Boston College, 2/23/11
- Brittany Cook vs. Wake Forest, 3/2/08
- Carrie Mason at Florida State, 2/13/06
- 26 Brittany Cook vs. Maryland, 2/4/08
- 25 Lindsay Biggs at Maryland, 1/18/09
- Kirby Copeland vs. Georgia Tech, 2/5/07

REBOUNDS

- 21 Kerri Gardin vs. Virginia, 2/13/05
- 16 LaTorri Hines-Allen vs. Clemson, 2/3/12
- Erin Gibson at Florida State, 2/19/05
- Kerri Gardin vs. Florida State, 1/24/05
- 15 Kerri Gardin vs. NC State, 1/17/05
- 14 Uju Ugoka vs. Clemson, 1/31/13
- Brittany Cook vs. Maryland, 2/3/08
- Nare Diawara at Clemson, 2/11/07
- Nare Diawara at Virginia, 1/22/07
- Nare Diawara vs. Wake Forest, 1/2/07

ASSISTS

- 11 Nikki Davis vs. North Carolina, 1/14/10
- 10 Laura Haskins at Virginia, 2/8/09
- 9 Laura Haskins at Miami, 2/11/08
- Kirby Copeland vs. Miami, 1/25/07
- Carrie Mason at Maryland, 2/24/05
- 8 Monet Tellier vs. North Carolina, 2/22/13
- Nikki Davis vs. Virginia, 2/27/2011
- Laura Haskins at Boston College, 1/11/2009
- Laura Haskins vs. Maryland, 2/4/2008
- Laura Haskins vs. Clemson, 1/17/2008
- Laura Haskins vs. UNC, 1/10/2008
- Kirby Copeland at Duke, 1/29/2007
- Dawn Chriss vs. Wake Forest, 1/31/2005

STEALS

- 7 Kerri Gardin vs. Duke, 2/6/06
- 6 Kirby Copeland vs. Boston College, 1/8/06
- 5 19 tied, most recent - Shanel Harrison at Boston College, 2/3/11

BLOCKS

- 6 Eleanor Brentnall vs. UNC, 1/10/08
- 4 Porschia Hadley vs. UNC, 1/14/10
- Nare Diawara vs. Duke, 1/7/07
- Nare Diawara at Georgia Tech, 2/19/06
- Erin Gibson at Miami, 2/6/05
- Kerri Gardin vs. Florida State, 1/24/05
- 3 26 tied, most recent - Nia Evans vs. Virginia, 2/10/13

MINUTES PLAYED

- 50 Carrie Mason at Florida State, 2/19/05
- 49 Dawn Chriss at Florida State, 2/19/05
- 46 Britney Anderson at Florida St., 2/19/05
- Erin Gibson at Florida State, 2/19/05
- 45 Aerial Wilson vs. Clemson 2/3/12
- Carrie Mason vs Florida State, 1/24/05
- 44 Brittany Cook at Miami, 2/11/08
- 43 Porschia Hadley vs. Clemson, 2/3/12
- Kerri Gardin vs. Florida State, 1/23/05
- 42 Laura Haskins vs. Georgia Tech, 2/26/09
- Utahya Drye at Miami, 2/11/2008
- Laura Haskins at Miami, 2/11/2008
- Brittany Cook vs. Maryland, 2/4/2008

FIELD GOALS MADE

- 15 Brittany Cook at Miami, 2/11/08
- 14 Dawn Chriss at Florida State, 2/19/05
- 13 Uju Ugoka vs. Wake Forest, 12/22/12
- 11 Kirby Copeland vs. Georgia Tech, 2/5/07
- 10 Utahya Drye at Miami, 1/24/10
- Utahya Drye vs. Georgia Tech, 2/26/2008
- Brittany Cook vs. Wake Forest, 3/2/2008
- Andrea Barbour vs. Maryland, 2/4/2008
- Brittany Cook vs. Maryland, 2/4/2008
- 9 13 tied, most recent - Monet Tellier vs. Florida State, 2/24/13

FIELD GOALS ATTEMPTED

- 27 Aerial Wilson at Duke, 2/15/2012
- 25 Andrea Barbour vs. Maryland, 2/4/2008
- 24 Monet Tellier vs. NC State, 1/29/2012
- 22 Aerial Wilson vs. Boston College, 2/13/2012
- Monet Tellier vs. Clemson, 2/3/2012
- Brittany Cook at Miami, 2/11/2008
- Andrea Barbour at Virginia, 1/13/2008
- 21 Aerial Wilson vs. Clemson, 2/3/2012
- Brittany Cook vs. Maryland, 2/4/2008
- 20 Uju Ugoka at Florida State, 1/27/2013
- Kerri Gardin at Wake Forest, 1/19/2006

THREE POINT FIELD GOALS MADE

- 7 Lindsay Biggs at Maryland, 1/18/09
- 6 Lindsay Biggs at North Carolina, 2/5/09
- Carrie Mason at Florida State, 2/13/06
- 5 17 tied, most recent - Monet Tellier at Maryland, 1/26/12

THREE POINT FIELD GOALS ATTEMPTED

- 15 Aerial Wilson vs. Clemson, 2/3/2012
- 13 Monet Tellier vs. Clemson, 2/3/2012
- 12 Lindsay Biggs at UNC, 2/5/2009
- 11 Lindsay Biggs vs. Virginia, 1/21/2009
- 10 Monet Tellier at Duke, 2/15/2012
- Aerial Wilson at Duke, 2/15/2012
- Monet Tellier at Maryland, 1/26/2012
- Monet Tellier vs. UNC, 1/19/2012
- Lindsay Biggs at NC State, 2/7/2010
- Lindsay Biggs at Virginia, 2/8/2009
- Lindsay Biggs at Maryland, 1/18/2009
- Carrie Mason at Miami, 1/29/2006

FREE THROWS MADE

- 14 Nikki Davis at Miami, 1/24/2010
- 10 Monet Tellier at Maryland, 1/26/2012
- Shanel Harrison at Boston College, 2/3/2011
- 9 Uju Ugoka vs. Boston College, 1/10/2013
- Brittany Cook at Wake Forest, 2/7/2008
- Nare Diawara at Virginia, 1/22/2007
- 8 Uju Ugoka vs. Miami, 3/3/2013
- Aerial Wilson at Clemson, 1/2/2012
- Utahya Drye vs. Florida State, 1/8/2009
- Nare Diawara vs. Miami, 1/25/2007
- Dawn Chriss at Virginia, 1/28/2005

FREE THROWS ATTEMPTED

- 18 Nikki Davis at Miami, 1/24/2010
- 13 Uju Ugoka vs. Boston College, 1/10/2013
- 12 Aerial Wilson at Clemson, 1/2/2012
- Shanel Harrison at Boston College, 2/3/2011
- Kerri Gardin vs. Maryland, 1/23/2006
- 11 Uju Ugoka vs. Miami, 3/3/2013
- Monet Tellier at Maryland, 1/26/2012
- Nare Diawara at Virginia, 1/22/2007
- 10 Aerial Wilson vs. Georgia Tech, 2/23/2012
- Brittany Cook vs. Wake Forest, 3/2/2008

30+ POINT GAMES

- | | |
|--|--|
| 36 Brittany Cook at Miami, 2/11/08 | 31 Monet Tellier at Maryland, 1/6/12 |
| 34 Renee Dennis vs. Memphis, 2/7/87 | Monet Tellier vs. W&M, 11/21/11 |
| 33 Dawn Chriss at Florida State, 2/19/05 | Joyce Waddy vs. Mercer, 2/22/86 |
| Michelle Houseright vs. Fordham, 3/1/96 | 30 Utahya Drye vs. USC Upstate, 2/2/09 |
| Renee Dennis vs. Florida State, 1/3/87 | Dayna Sonovick vs. ETSU, 12/4/91 |
| 32 Ieva Kublina vs. Houston, 3/23/02 | Renee Dennis vs. UNC, 12/4/85 |
| Jenny Root at Morehead St., 2/25/93 | |

RECORDS BY CLASS

FRESHMAN YEAR

Points	427	Kim Seaver	1996-97
Scoring Average	15.0	Andrea Barbour	2007-08
FG Made	182	Kim Seaver	1996-97
FG Attempted	365	Andrea Barbour	2007-08
FG Percentage	.604	Nicole Jones	1998-99
3PT FG Made	53	Sarah Hillyer	1989-90
3PT FG Attempted	138	Sarah Hillyer	1989-90
3PT FG Percentage	.408	Carrie Mason	2002-03
FT Made	112	Amy Wetzel	1997-98
FT Attempted	140	Amy Wetzel	1997-98
FT Percentage	.889	Sue Logsdon	1990-91
Rebounds	237	Tere Williams	1997-98
Rebounding Average	7.6	Tere Williams	1997-98
Assists	106	Carrie Mason	2002-03
Steals	57	Sonya Dalton	1979-80
	57	Amy Wetzel	1997-98
Blocks	35	Ieva Kublina	2000-01

SOPHOMORE YEAR


Points	498	Ieva Kublina	2001-02
Scoring Average	17.3	Michelle Hollister	1995-96
FG Made	198	Ieva Kublina	2001-02
FG Attempted	427	Monet Tellier	2011-12
FG Percentage	.602	Tere Williams	1998-99
3PT FG Made	51	Carrie Mason	2003-04
3PT FG Attempted	149	Monet Tellier	2011-12
3PT FG Percentage	.487	Dayna Sonovick	1988-89
FT Made	153	Amy Wetzel	1998-99
FT Attempted	203	Amy Wetzel	1998-99
FT Percentage	.837	Dawn Chriss	2003-04
Rebounds	249	Ieva Kublina	2001-02
Rebounding Average	9.1	Michelle Hollister	1995-96
Assists	124	Lisa Witherspoon	1996-97
Steals	70	Sandy Berry	1978-79
Blocks	86	Ieva Kublina	2001-02

JUNIOR YEAR


Points	538	Renee Dennis	1985-86
Scoring Average	19.9	Renee Dennis	1985-86
FG Made	201	Renee Dennis	1985-86
FG Attempted	445	Renee Dennis	1985-86
FG Percentage	.595	Tere Williams	1999-00
3PT FG Made	71	Lindsay Biggs	2008-09
3PT FG Attempted	194	Lindsay Biggs	2008-09
3PT FG Percentage	.460	Sue Logsdon	1992-93
FT Made	136	Renee Dennis	1985-86
FT Attempted	202	Renee Dennis	1985-86
FT Percentage	.874	Christi Osborne	1993-94
Rebounds	275	Tammie Edwards	1981-82
Rebounding Average	9.8	Tammie Edwards	1981-82
Assists	219	Lisa Witherspoon	1997-98
Steals	78	Taiqua Brittingham	1983-84
Blocks	73	Susan Walvius	1984-85

SENIOR YEAR

Points	561	Amy Byrne	1989-90
Scoring Average	20.0	Amy Byrne	1989-90
FG Made	212	Renee Dennis	1986-87
FG Attempted	472	Renee Dennis	1986-87
FG Percentage	.564	Michelle Bain	1987-88
3PT FG Made	70	Jeni Garber	1990-91
3PT FG Attempted	224	Jeni Garber	1990-91
3PT FG Percentage	.400	Sarah Hicks	2001-02
FT Made	151	Amy Byrne	1989-90
FT Attempted	203	Amy Byrne	1989-90
FT Percentage	.863	Chrystal Starling	2002-03
Rebounds	274	Nare Diawara	2006-07
Rebounding Average	10.0	Kerri Gardin	2005-06
Assists	246	Lisa Witherspoon	1998-99
Steals	86	Lisa Witherspoon	1998-99
Blocks	93	Susan Walvius	1985-86




*Ieva
Kublina*




*Kim
Seaver*


YEAR-BY-YEAR LEADERS



**Karen
Garbis**



**Erin
Gibson**



**Carrie
Mason**

SCORING AVERAGE

76-77 . . . Kelly Bradley	13.0
77-78 . . . Karen Garbis	12.6
78-79 . . . Karen Garbis	12.1
79-80 . . . Julie Williams	12.4
80-81 . . . Maureen Corrigan	11.7
81-82 . . . Robin Lee	12.5
82-83 . . . Tammie Edwards	11.0
83-84 . . . Taiqua Brittingham	13.3
84-85 . . . Renee Dennis	14.2
85-86 . . . Renee Dennis	19.9
86-87 . . . Renee Dennis	19.2
87-88 . . . Michelle Bain	16.8
88-89 . . . Amy Byrne	15.0
89-90 . . . Amy Byrne	20.0
90-91 . . . Jeni Garber	13.6
91-92 . . . Lisa Griffith	12.3
92-93 . . . Jenny Root	14.9
93-94 . . . Christi Osborne	14.5
94-95 . . . Jenny Root	16.5
95-96 . . . Michelle (Hollister) Houseright	17.3
96-97 . . . Kim Seaver	13.8
97-98 . . . Tere Williams	13.4
98-99 . . . Tere Williams	15.6
99-00 . . . Tere Williams	15.2
00-01 . . . Tere Williams	15.2
01-02 . . . Ieva Kublina	15.6
02-03 . . . Ieva Kublina	15.0
03-04 . . . Ieva Kublina	13.7
04-05 . . . Erin Gibson	11.3
05-06 . . . Dawn Chriss	13.2
06-07 . . . Kirby Copeland	15.0
07-08 . . . Brittany Cook	17.9
08-09 . . . Utahya Drye	14.3
09-10 . . . Utahya Drye	11.3
10-11 . . . Shanel Harrison	12.2
11-12 . . . Monet Tellier	13.7
12-13 . . . Monet Tellier	13.2

POINTS

76-77 . . . Kelly Bradley	208
77-78 . . . Peg Bunker	288
78-79 . . . Karen Garbis	291
79-80 . . . Julie Williams	359
80-81 . . . Maureen Corrigan	350
81-82 . . . Robin Lee	350
82-83 . . . Tammie Edwards	275

83-84 . . . Taiqua Brittingham	387
84-85 . . . Renee Dennis	412
85-86 . . . Renee Dennis	538
86-87 . . . Renee Dennis	558
87-88 . . . Michelle Bain	471
88-89 . . . Amy Byrne	435
89-90 . . . Amy Byrne	561
90-91 . . . Jeni Garber	367
91-92 . . . Lisa Griffith	333
92-93 . . . Jenny Root	416
93-94 . . . Christi Osborne	434
94-95 . . . Jenny Root	510
95-96 . . . Michelle (Hollister) Houseright	467
96-97 . . . Kim Seaver	427
97-98 . . . Tere Williams	414
98-99 . . . Tere Williams	468
99-00 . . . Tere Williams	411
00-01 . . . Tere Williams	457
01-02 . . . Ieva Kublina	498
02-03 . . . Ieva Kublina	481
03-04 . . . Ieva Kublina	426
04-05 . . . Erin Gibson	328
05-06 . . . Kerri Gardin	333
06-07 . . . Kirby Copeland	479
07-08 . . . Brittany Cook	537
08-09 . . . Utahya Drye	430
09-10 . . . Utahya Drye	340
10-11 . . . Shanel Harrison	354
11-12 . . . Monet Tellier	412
12-13 . . . Monet Tellier	396

REBOUNDING AVERAGE

76-77 . . . Karen Garbis	7.4
77-78 . . . Karen Garbis	8.1
78-79 . . . Sandy Berry	7.3
79-80 . . . Julie Williams	7.8
80-81 . . . Maureen Corrigan	5.7
81-82 . . . Tammie Edwards	9.8
82-83 . . . Tammie Edwards	8.6
83-84 . . . Robin Lee	5.7
84-85 . . . Renee Dennis; Susan Walvius	7.4
85-86 . . . Susan Walvius	9.7
86-87 . . . Renee Dennis	7.1
87-88 . . . Michelle Bain	7.7
88-89 . . . Missy Sallade	8.7
89-90 . . . Missy Sallade	8.5
90-91 . . . Dayna Sonovick	5.8

91-92 . . . Angela Donnell	5.3
92-93 . . . Jenny Root	8.0
93-94 . . . Jenny Root	7.3
94-95 . . . Jenny Root	8.2
95-96 . . . Michelle (Hollister) Houseright	9.1
96-97 . . . Renee Maitland	6.2
97-98 . . . Tere Williams	7.6
98-99 . . . Tere Williams	7.4
99-00 . . . Tere Williams	8.1
00-01 . . . Tere Williams	5.9
01-02 . . . Ieva Kublina	7.8
02-03 . . . Ieva Kublina	7.4
03-04 . . . Erin Gibson	6.9
04-05 . . . Kerri Gardin	8.0
05-06 . . . Kerri Gardin	10.0
06-07 . . . Nare Diawara	8.1
07-08 . . . Brittany Cook	6.4
08-09 . . . Utahya Drye	6.5
09-10 . . . Utahya Drye	6.6
10-11 . . . Shanel Harrison	5.5
11-12 . . . LaTorri Hines-Allen	6.9
12-13 . . . Uju Ugoka	8.5

REBOUNDS

76-77 . . . Karen Garbis	96
77-78 . . . Peg Bunker	184
78-79 . . . Sandy Berry	176
79-80 . . . Julie Williams	227
80-81 . . . Maureen Corrigan	172
81-82 . . . Tammie Edwards	275
82-83 . . . Tammie Edwards	215
83-84 . . . Robin Lee	171
84-85 . . . Renee Dennis	215
85-86 . . . Susan Walvius	272
86-87 . . . Renee Dennis	205
87-88 . . . Michelle Bain	215
88-89 . . . Missy Sallade	252
89-90 . . . Missy Sallade	237
90-91 . . . Dayna Sonovick	157
91-92 . . . Angela Donnell	147
92-93 . . . Jenny Root	224
93-94 . . . Jenny Root	218
94-95 . . . Jenny Root	253
95-96 . . . Michelle (Hollister) Houseright	245
96-97 . . . Renee Maitland	191
97-98 . . . Tere Williams	237
98-99 . . . Tere Williams	221

99-00 . . .	Tere Williams	218
00-01 . . .	Tere Williams	177
01-02 . . .	Ieva Kublina	249
02-03 . . .	Ieva Kublina	238
03-04 . . .	Erin Gibson	215
04-05 . . .	Kerri Gardin	232
05-06 . . .	Kerri Gardin	289
06-07 . . .	Nare Diawara	274
07-08 . . .	Brittany Cook	191
08-09 . . .	Utahya Drye	195
09-10 . . .	Utahya Drye	197
10-11 . . .	Shanel Harrison	159
11-12 . . .	LaTorri Hines-Allen	207
12-13 . . .	Monet Tellier	167

FIELD GOALS MADE

76-77 . . .	Kelly Bradley	94
77-78 . . .	Karen Garbis	125
78-79 . . .	Karen Garbis	146
79-80 . . .	Julie Williams	167
80-81 . . .	Maureen Corrigan	120
81-82 . . .	Kathy Hanover	132
82-83 . . .	Kathy Hanover	109
83-84 . . .	Taiqua Brittingham	164
84-85 . . .	Susan Walvius	175
85-86 . . .	Susan Walvius	202
86-87 . . .	Renee Dennis	212
87-88 . . .	Michelle Bain	204
88-89 . . .	Amy Byrne	163
89-90 . . .	Amy Byrne	205
90-91 . . .	Dayna Sonovick	135
91-92 . . .	Lisa Griffith	132
92-93 . . .	Jenny Root	163
93-94 . . .	Jenny Root	165
94-95 . . .	Jenny Root	204
95-96 . . .	Michelle (Hollister) Houseright	177
96-97 . . .	Kim Seaver	182
97-98 . . .	Tere Williams	170
98-99 . . .	Tere Williams	192
99-00 . . .	Tere Williams	156
00-01 . . .	Tere Williams	176
01-02 . . .	Ieva Kublina	198
02-03 . . .	Ieva Kublina	173
03-04 . . .	Ieva Kublina	155
04-05 . . .	Kerri Gardin	128
05-06 . . .	Dawn Chriss	164
06-07 . . .	Kirby Copeland	191
07-08 . . .	Brittany Cook	206
08-09 . . .	Utahya Drye	176
09-10 . . .	Utahya Drye	134
10-11 . . .	Shanel Harrison	135
11-12 . . .	Monet Tellier	141
12-13 . . .	Monet Tellier	135

FIELD GOAL PERCENTAGE

76-77 . . .	Kelly Bradley	461
77-78 . . .	Peg Bunger	466
78-79 . . .	Peg Bunger	496
79-80 . . .	Julie Williams	474
80-81 . . .	Julie Williams	490
81-82 . . .	Taiqua Brittingham	525
82-83 . . .	Taiqua Brittingham	460
83-84 . . .	Taiqua Brittingham	529
84-85 . . .	Joyce Waddy	538
85-86 . . .	Joyce Waddy	508
86-87 . . .	Michelle Bain	526
87-88 . . .	Michelle Bain	564
88-89 . . .	Missy Sallade	573
89-90 . . .	Amy Byrne	498
90-91 . . .	Lisa Griffith	469
91-92 . . .	Lisa Griffith	500
92-93 . . .	Jenny Root	580
93-94 . . .	Jenny Root	511
94-95 . . .	Jenny Root	533
95-96 . . .	Michelle (Hollister) Houseright	492
96-97 . . .	Kim Seaver	517
97-98 . . .	Tere Williams	538
98-99 . . .	Tere Williams	602
99-00 . . .	Tere Williams	595
00-01 . . .	Tere Williams	481

01-02 . . .	Ieva Kublina	473
02-03 . . .	Erin Gibson	474
03-04 . . .	Erin Gibson	485
04-05 . . .	Britney Anderson	509
05-06 . . .	Dawn Chriss	503
06-07 . . .	Nare Diawara	495
07-08 . . .	Brittany Cook	502
08-09 . . .	Utahya Drye	467
09-10 . . .	Utahya Drye	473
10-11 . . .	Alyssa Fenyn	426
11-12 . . .	Porschia Hadley	376
12-13 . . .	Tajjah Campbell	422

3-PT FIELD GOALS MADE

87-88 . . .	Lisa Haney	29
88-89 . . .	Jeni Garber	57
89-90 . . .	Sarah Hillyer	53
90-91 . . .	Jeni Garber	70
91-92 . . .	Dayna Sonovick	28
92-93 . . .	Lisa Griffith	31
93-94 . . .	Sue Logsdon	25
94-95 . . .	Christi Osborne	23
95-96 . . .	Sherry Banks	28
96-97 . . .	Renee Maitland	36
97-98 . . .	Maria Albertsson	20
98-99 . . .	Maria Albertsson	31
99-00 . . .	Sarah Hicks	36
00-01 . . .	Sarah Hicks	42
01-02 . . .	Sarah Hicks	64
02-03 . . .	Carrie Mason	42
03-04 . . .	Carrie Mason	51
04-05 . . .	Carrie Mason	45
05-06 . . .	Carrie Mason	62
06-07 . . .	Lindsay Biggs	28
07-08 . . .	Lindsay Biggs	32
08-09 . . .	Lindsay Biggs	71
09-10 . . .	Lindsay Biggs	57
10-11 . . .	Shanel Harrison	27
11-12 . . .	Monet Tellier	43
12-13 . . .	Monet Tellier	30

FREE THROWS MADE

76-77 . . .	Karen Garbis	37
77-78 . . .	Karen Garbis	68
78-79 . . .	Sis Spriggs	51
79-80 . . .	Sandy Berry	58
80-81 . . .	Maureen Corrigan	110
81-82 . . .	Tammie Edwards	100
82-83 . . .	Tammie Edwards	73
83-84 . . .	Robin Lee	79
84-85 . . .	Renee Dennis	86
85-86 . . .	Renee Dennis	136
86-87 . . .	Renee Dennis	134
87-88 . . .	Michelle Bain	63
88-89 . . .	Missy Sallade	124
89-90 . . .	Amy Byrne	151
90-91 . . .	Lisa Griffith	74
91-92 . . .	Jenny Root	50
92-93 . . .	Jenny Root	90
93-94 . . .	Christi Osborne	97
94-95 . . .	Jenny Root	102
95-96 . . .	Michelle (Hollister) Houseright	107
96-97 . . .	Kim Seaver	63
97-98 . . .	Amy Wetzel	112
98-99 . . .	Amy Wetzel	153
99-00 . . .	Amy Wetzel	101
00-01 . . .	Tere Williams	104
01-02 . . .	Chrystal Starling	104
02-03 . . .	Ieva Kublina	112
03-04 . . .	Ieva Kublina	95
04-05 . . .	Dawn Chriss	81
05-06 . . .	Dawn Chriss	77
06-07 . . .	Nare Diawara	115
07-08 . . .	Brittany Cook	95
08-09 . . .	Utahya Drye	75
09-10 . . .	Utahya Drye	69
10-11 . . .	Shanel Harrison	57
11-12 . . .	Monet Tellier	87
12-13 . . .	Monet Tellier	96

**FREE THROW PERCENTAGE
(Minimum of 2 attempts per game)**

76-77 . . .	Thea Bertoia	656
77-78 . . .	Karen Garbis	648
78-79 . . .	Pauline Landes	606
79-80 . . .	Sandy Berry	763
80-81 . . .	Maureen Corrigan	775
81-82 . . .	Maureen Corrigan	737
82-83 . . .	Taiqua Brittingham	660
83-84 . . .	Robin Lee	760
84-85 . . .	Robin Lee	720
88-89 . . .	Amy Byrne	820
89-90 . . .	Amy Byrne	744
90-91 . . .	Sue Logsdon	889
91-92 . . .	Jenny Root	714
92-93 . . .	Lisa Griffith	836
93-94 . . .	Christi Osborne	874
94-95 . . .	Christi Osborne	816
95-96 . . .	Terri Garland	779
96-97 . . .	Katie O'Connor	820
97-98 . . .	Kelly Drinka	870
98-99 . . .	Amy Wetzel	754
99-00 . . .	Tere Williams	811
00-01 . . .	Chrystal Starling	869
01-02 . . .	Chrystal Starling	806
02-03 . . .	Chrystal Starling	863
03-04 . . .	Dawn Chriss	837
04-05 . . .	Carrie Mason	831
05-06 . . .	Carrie Mason	810
06-07 . . .	Nare Diawara	723
07-08 . . .	Brittany Cook	766
08-09 . . .	Utahya Drye	735
09-10 . . .	Utahya Drye	711
10-11 . . .	Alyssa Fenyn	726
11-12 . . .	Monet Tellier	690
12-13 . . .	Monet Tellier	722

ASSISTS

76-77 . . .	not recorded	
77-78 . . .	Gail Kelly	46
78-79 . . .	Sandy Berry	120
79-80 . . .	Sandy Berry	139
80-81 . . .	Sandy Berry	125
81-82 . . .	Jackie Ansley	94
82-83 . . .	Jackie Ansley	94
83-84 . . .	Jackie Ansley	115
84-85 . . .	Taiqua Brittingham	114
85-86 . . .	Maureen Donovan	164
86-87 . . .	Maureen Donovan	143
87-88 . . .	Denise Kayajian	97
88-89 . . .	Stephanie Green	108
89-90 . . .	Sandy Michel	83
90-91 . . .	Jeni Garber	108
91-92 . . .	Phyllis Tonkin	97
92-93 . . .	Lisa Leftwich	100
93-94 . . .	Lisa Leftwich	110
94-95 . . .	Terri Garland	116
95-96 . . .	Terri Garland	102
96-97 . . .	Lisa Witherspoon	124
97-98 . . .	Lisa Witherspoon	219
98-99 . . .	Lisa Witherspoon	246
99-00 . . .	Amy Wetzel	152
00-01 . . .	Amy Wetzel	86
01-02 . . .	Lisa Guarneri	127
02-03 . . .	Carrie Mason	106
03-04 . . .	Kerri Gardin	90
04-05 . . .	Carrie Mason	98
05-06 . . .	Kirby Copeland	87
06-07 . . .	Kirby Copeland	146
07-08 . . .	Laura Haskins	133
08-09 . . .	Laura Haskins	138
09-10 . . .	Nikki Davis	116
10-11 . . .	Nikki Davis	140
11-12 . . .	Alyssa Fenyn	88
12-13 . . .	Monet Tellier	96

THE 1,000-POINT CLUB



RENEE DENNIS • 1,791

Year	G/GS	Min.	FG-FGA	Pct.	3P-3PA	Pct.	FT-FTA	Pct.	Reb.	Avg.	A	TO	BS	ST	Pts.	Avg.
1983-84	30/2	618	104-231	.450	-----	----	75-115	.647	148	4.9	9	50	5	11	283	9.4
1984-85	29/25	789	163-313	.521	-----	----	86-138	.623	215	7.4	11	73	8	21	412	14.2
1985-86	27/27	956	201-445	.452	-----	----	136-202	.673	224	8.3	25	98	4	22	538	19.9
1986-87	29/29	1,001	212-472	.449	-----	----	134-182	.736	205	7.1	46	100	1	22	558	19.2
Total	115/83	3,364	680-1,461	.465	-----	----	431-638	.676	792	6.9	91	321	18	76	1,791	15.6




TERE WILLIAMS • 1,750

Year	G/GS	Min.	FG-FGA	Pct.	3P-3PA	Pct.	FT-FTA	Pct.	Reb.	Avg.	A	TO	BS	ST	Pts.	Avg.
1997-98	31/28	776	170-316	.538	0-0	.000	74-124	.597	239	7.6	16	82	16	38	414	13.4
1998-99	30/29	822	192-319	.604	0-0	.000	84-113	.750	221	7.5	27	66	22	29	468	15.6
1999-00	27/25	807	156-262	.595	0-1	.000	99-122	.811	218	8.4	19	76	14	32	411	15.1
2000-01	30/30	814	176-366	.481	1-15	.067	104-136	.764	177	5.9	30	78	16	26	457	15.2
Total	118/112	3,219	694-1,263	.550	1-16	.063	361-495	.729	853	7.2	92	305	67	123	1,750	14.8



IEVA KUBLINA • 1,647

Year	G/GS	Min.	FG-FGA	Pct.	3P-3PA	Pct.	FT-FTA	Pct.	Reb.	Avg.	A	TO	BS	ST	Pts.	Avg.
2000-01	31/3	642	87-199	.437	13-38	.342	55-85	.647	154	5.0	15	46	35	11	242	7.8
2001-02	32/32	976	198-419	.473	20-53	.377	82-107	.766	249	7.8	30	74	86	23	498	15.6
2002-03	32/32	1,046	173-383	.452	23-65	.354	112-140	.800	238	7.4	44	81	62	30	481	15.0
2003-04	31/31	999	155-374	.414	21-78	.269	95-115	.826	204	6.6	26	72	73	23	426	13.7
Total	126/98	3,663	613-1,375	.446	77-234	.329	344-447	.770	845	6.7	115	273	256	87	1,647	13.1



JENNY ROOT • 1,582

Year	G/GS	Min.	FG-FGA	Pct.	3P-3PA	Pct.	FT-FTA	Pct.	Reb.	Avg.	A	TO	BS	ST	Pts.	Avg.
1991-92	28/1	527	94-176	.534	1-2	1.000	50-70	.714	120	4.3	12	38	27	14	239	8.5
1992-93	28/25	777	163-281	.580	0-0	.000	90-123	.732	224	8.0	22	58	39	20	416	14.9
1993-94	30/30	924	165-323	.511	0-0	.000	87-136	.640	218	7.3	21	46	30	26	417	13.9
1994-95	31/31	962	204-383	.533	0-0	.000	102-157	.650	253	8.2	29	74	37	27	510	16.5
Total	117/87	3,190	626-1,163	.538	1-2	1.000	329-486	.677	815	7.0	85	216	133	87	1,582	13.5



CHRISTI OSBORNE • 1,500

Year	G/GS	Min.	FG-FGA	Pct.	3P-3PA	Pct.	FT-FTA	Pct.	Reb.	Avg.	A	TO	BS	ST	Pts.	Avg.
1991-92	28/20	880	120-271	.443	9-26	.333	37-45	.822	144	5.1	66	79	15	24	286	10.2
1992-93	28/28	917	149-335	.445	24-60	.400	62-79	.785	142	5.1	92	73	14	30	384	13.7
1993-94	30/30	1,000	161-373	.432	15-51	.294	97-111	.874	138	4.6	78	72	8	18	434	14.5
1994-95	31/31	1,054	151-365	.414	23-78	.295	71-87	.816	142	4.6	80	71	17	24	396	12.8
Total	117/109	3,851	581-1,344	.432	71-215	.329	267-322	.829	566	4.8	316	295	54	96	1,500	12.8



AMY WETZEL • 1,444

Year	G/GS	Min.	FG-FGA	Pct.	3P-3PA	Pct.	FT-FTA	Pct.	Reb.	Avg.	A	TO	BS	ST	Pts.	Avg.
1996-97	6/1	180	18-43	.419	7-19	.368	28-34	.824	23	3.8	10	10	2	17	71	11.8
1997-98	31/27	908	106-235	.451	6-43	.140	112-140	.800	126	4.1	67	81	6	57	330	10.6
1998-99	30/29	1,032	127-307	.414	25-65	.385	153-203	.754	167	5.6	84	92	3	55	432	14.6
1999-00	31/31	1,059	105-242	.434	14-44	.318	101-138	.732	140	4.5	152	110	7	57	325	10.5
2000-01	31/31	950	88-206	.427	15-37	.405	95-120	.792	109	3.5	86	76	1	49	286	9.2
Total	129/119	4,129	444-1,033	.430	67-208	.322	489-635	.770	565	4.4	399	369	19	235	1,444	11.2



CARRIE MASON • 1,369

Year	G/GS	Min.	FG-FGA	Pct.	3P-3PA	Pct.	FT-FTA	Pct.	Reb.	Avg.	A	TO	BS	ST	Pts.	Avg.
2002-03	32/30	1,108	107-229	.467	42-103	.408	82-106	.774	108	3.4	106	101	4	26	338	10.6
2003-04	31/31	1,100	114-272	.419	51-129	.395	79-99	.798	91	2.9	84	86	4	58	358	11.5
2004-05	29/29	955	97-245	.396	45-108	.417	64-77	.831	80	2.8	98	93	12	30	303	10.4
2005-06	31/31	1,016	120-260	.462	62-140	.443	68-84	.810	59	1.9	76	80	3	59	370	11.9
Total	123/121	4,179	438-1,006	.435	200-480	.417	293-366	.801	338	2.7	364	360	23	173	1,369	11.1



CHRYSTAL STARLING • 1,340

Year	G/GS	Min.	FG-FGA	Pct.	3P-3PA	Pct.	FT-FTA	Pct.	Reb.	Avg.	A	TO	BS	ST	Pts.	Avg.
1999-00	31/23	890	132-288	.458	13-29	.448	66-87	.759	119	3.8	77	104	9	44	343	11.1
2000-01	31/1	764	108-254	.425	15-50	.300	93-107	.869	136	4.4	49	83	14	27	324	10.5
2001-02	32/18	805	119-270	.441	22-68	.324	104-129	.806	97	3.0	50	60	6	33	364	11.4
2002-03	27/16	730	103-263	.392	15-63	.238	88-102	.863	105	3.9	45	78	2	25	309	11.4
Total	121/58	3,189	462-1,075	.429	65-210	.310	351-425	.826	457	3.8	221	325	31	129	1,340	11.1

**AMY BYRNE • 1,291**

YEAR	G/GS	MIN	FG-FGA	PCT.	3P-3PA	PCT.	FT-FTA	PCT.	REB.	AVG.	A	TO	BS	ST	PTS.	AVG.
1986-87	28/0	306	38-108	.352	-----	----	46-60	.767	83	3.0	11	29	4	11	122	4.4
1987-88	28/1	490	73-177	.412	0-2	.000	27-42	.643	116	4.1	16	27	5	13	173	6.2
1988-89	29/29	882	163-324	.503	0-0	.000	109-133	.820	217	7.5	19	69	6	23	435	15.0
1989-90	28/28	894	205-412	.498	0-1	.000	151-203	.744	202	7.2	26	66	2	26	561	20.0
TOTAL	113/58	2,572	479-1,021	.469	0-3	.000	333-438	.760	618	5.5	72	191	17	73	1,291	11.4

**UTAHYA DRYE • 1,166**

YEAR	G/GS	MIN	FG-FGA	PCT.	3P-3PA	PCT.	FT-FTA	PCT.	REB.	AVG.	A	TO	BS	ST	PTS.	AVG.
2006-07	24/2	428	43-101	.426	0-2	.000	21-31	.677	70	2.1	22	46	1	24	107	3.1
2007-08	30/30	985	119-259	.459	4-15	.267	47-67	.701	183	6.1	64	103	9	41	289	9.6
2008-09	30/30	1037	176-377	.467	3-15	.200	75-102	.735	195	6.5	53	102	9	48	430	14.3
2009-10	30/30	970	134-283	.473	3-7	.429	69-97	.711	197	6.6	83	108	9	40	340	11.3
TOTAL	124/92	3,420	472-1,020	.463	10-39	.256	212-297	.714	645	5.2	222	359	28	153	1,166	9.4

**SUSAN WALVIUS • 1,161**

YEAR	G/GS	MIN	FG-FGA	PCT.	3P-3PA	PCT.	FT-FTA	PCT.	REB.	AVG.	A	TO	BS	ST	PTS.	AVG.
1982-83	24/0	300	63-144	.436	-----	----	13-16	.813	77	3.2	6	25	17	8	139	5.8
1983-84	25/1	317	65-143	.454	-----	----	26-36	.722	87	3.5	6	20	21	5	156	6.2
1984-85	28/26	753	175-352	.497	-----	----	41-62	.661	208	7.4	17	58	73	27	391	14.0
1985-86	28/28	884	202-407	.496	-----	----	71-97	.732	272	9.7	25	41	93	26	475	17.0
TOTAL	105/55	2,254	505-1,046	.483	-----	----	151-211	.716	644	6.1	54	144	204	66	1,161	11.1

**ROBIN LEE • 1,147**


YEAR	G/GS	MIN	FG-FGA	PCT.	3P-3PA	PCT.	FT-FTA	PCT.	REB.	AVG.	A	TO	BS	ST	PTS.	AVG.
1981-82	28/26	757	126-309	.408	-----	----	98-135	.726	126	4.5	23	83	13	27	350	12.5
1982-83	25/24	640	95-255	.373	-----	----	44-74	.595	101	4.0	34	63	9	17	234	9.4
1983-84	30/30	744	105-265	.396	-----	----	79-104	.760	172	5.7	64	88	20	20	289	9.6
1984-85	29/26	639	108-233	.464	-----	----	58-74	.784	97	3.3	58	82	8	26	274	9.4
TOTAL	112/106	2,780	434-1,062	.409	-----	----	279-387	.721	496	4.4	79	316	50	90	1,147	10.2

**DAWN CHRISS • 1,121**

YEAR	G/GS	MIN	FG-FGA	PCT.	3P-3PA	PCT.	FT-FTA	PCT.	REB.	AVG.	A	TO	BS	ST	PTS.	AVG.
2002-03	25/0	235	28-54	.519	0-0	.000	23-32	.719	44	1.8	21	17	3	14	79	3.2
2003-04	31/31	943	114-237	.481	1-3	.333	87-104	.837	146	4.7	72	81	28	44	316	10.2
2004-05	29/29	789	118-241	.490	1-8	.125	81-112	.723	123	4.2	62	55	14	49	318	11.0
2005-06	31/31	908	164-326	.503	3-14	.214	77-110	.700	139	4.5	65	77	16	57	408	13.2
TOTAL	116/91	2,875	424-858	.494	5-25	.200	268-358	.749	452	3.9	220	230	61	164	1,121	9.7

**ERIN GIBSON • 1,117**

YEAR	G/GS	MIN	FG-FGA	PCT.	3P-3PA	PCT.	FT-FTA	PCT.	REB.	AVG.	A	TO	BS	ST	PTS.	AVG.
2001-02	32/0	533	84-168	.500	0-0	.000	34-59	.576	148	4.6	9	52	26	22	202	6.3
2002-03	31/30	916	118-249	.474	0-1	.000	64-126	.508	216	7.0	30	66	29	28	300	9.7
2003-04	31/30	956	111-229	.485	0-0	.000	65-108	.602	215	6.9	24	64	24	13	287	9.3
2004-05	29/29	858	126-280	.450	0-1	.000	76-122	.623	173	6.0	32	60	43	29	328	11.3
TOTAL	123/89	3,263	439-926	.474	0-2	.000	239-415	.576	752	6.1	95	242	122	92	1,117	9.1


**MICHELLE (HOLLISTER) HOUSERIGHT • 1,112**

YEAR	G/GS	MIN	FG-FGA	PCT.	3P-3PA	PCT.	FT-FTA	PCT.	REB.	AVG.	A	TO	BS	ST	PTS.	AVG.
1994-95	28/0	255	23-92	.250	2-13	.154	18-26	.692	59	2.1	16	34	11	15	66	2.4
1995-96	27/26	816	177-360	.492	6-19	.316	107-172	.622	245	9.1	24	76	23	53	467	17.3
1996-97	DID NOT PLAY															
1997-98	29/6	652	108-217	.498	0-0	.000	60-94	.638	165	5.7	35	64	12	27	276	9.5
1998-99	31/11	669	118-243	.486	1-2	.500	66-88	.750	140	4.5	30	47	7	46	303	9.8
TOTAL	115/43	2,392	426-912	.467	9-34	.265	251-380	.661	609	5.3	105	221	53	141	1,112	9.7

**KIRBY COPELAND • 1,094**

YEAR	G/GS	MIN	FG-FGA	PCT.	3P-3PA	PCT.	FT-FTA	PCT.	REB.	AVG.	A	TO	BS	ST	PTS.	AVG.
2003-04	30/0	346	38-97	.392	0-0	.000	24-39	.615	70	2.3	29	56	3	26	100	3.3
2004-05	26/13	508	75-208	.361	0-7	.000	72-101	.713	101	3.9	55	69	2	38	222	8.5
2005-06	30/29	768	114-291	.392	2-15	.133	63-103	.612	100	3.3	87	92	3	58	293	9.8
2006-07	32/32	1002	191-447	.428	18-69	.261	79-124	.637	118	3.7	146	125	6	68	479	15.0
TOTAL	118/74	2,624	418-1042	.401	20-91	.220	238-367	.649	389	3.3	317	342	14	190	1094	9.3

THE 1,000-POINT CLUB



SARAH HICKS • 1,092

Year	G/GS	Min	FG-FGA	Pct.	3P-3PA	Pct.	FT-FTA	Pct.	Reb.	Avg.	A	TO	BS	ST	Pts.	Avg.
1997-98	25/0	232	37-80	.463	15-40	.375	17-26	.654	39	1.6	19	25	2	3	106	4.6
1998-99	(redshirted)															
1999-00	31/22	908	114-287	.397	36-140	.257	36-52	.692	144	4.6	78	70	11	18	300	9.7
2000-01	31/31	895	107-246	.435	42-108	.389	44-59	.746	164	5.3	84	60	6	29	300	9.7
2001-02	32/32	1,101	133-309	.430	64-160	.400	56-76	.737	168	5.3	112	81	13	11	386	12.1
Total	119/85	3,136	391-922	.424	157-448	.350	153-213	.718	515	4.3	293	236	32	61	1,092	9.2



ANGIE KELLY • 1,092

Year	G/GS	Min	FG-FGA	Pct.	3P-3PA	Pct.	FT-FTA	Pct.	Reb.	Avg.	A	TO	BS	ST	Pts.	Avg.
1982-83	22/0	215	40-105	.381	-----	----	24-32	.750	31	1.4	19	23	0	11	104	4.7
1983-84	29/3	599	128-264	.485	-----	----	59-83	.711	76	2.6	36	63	2	41	315	10.9
1984-85	29/26	639	130-303	.429	-----	----	55-76	.724	77	2.7	88	80	4	57	315	10.9
1985-86	24/24	791	153-348	.440	-----	----	52-66	.788	93	3.8	65	69	3	31	358	14.9
Total	104/53	2,244	451-1,020	.442	-----	----	190-257	.739	277	2.6	208	235	9	140	1,092	10.5



MICHELLE BAIN • 1,068

Year	G/GS	Min	FG-FGA	Pct.	3P-3PA	Pct.	FT-FTA	Pct.	Reb.	Avg.	A	TO	BS	ST	Pts.	Avg.
1984-85	25/0	198	39-77	.506	-----	----	18-34	.529	63	2.5	1	26	12	7	96	3.8
1985-86	28/6	480	73-163	.448	-----	----	44-77	.571	145	5.2	7	55	27	12	190	6.8
1986-87	29/28	695	131-249	.526	-----	----	49-92	.533	195	6.7	14	72	43	21	311	10.7
1987-88	28/27	766	204-362	.564	0-0	.000	63-113	.558	215	7.7	11	69	27	19	471	16.8
Total	110/61	2,139	447-851	.525	0-0	.000	174-316	.556	618	5.6	33	222	109	59	1,068	9.7



KERRI GARDIN • 1,061

Year	G/GS	Min	FG-FGA	Pct.	3P-3PA	Pct.	FT-FTA	Pct.	Reb.	Avg.	A	TO	BS	ST	Pts.	Avg.
2002-03	30/5	546	53-132	.402	0-0	.000	24-38	.632	96	3.2	52	59	20	24	130	4.4
2003-04	31/29	799	88-256	.344	2-6	.333	64-95	.674	167	5.4	90	91	17	36	242	7.8
2004-05	29/20	750	128-285	.449	7-29	.241	59-96	.615	232	8.0	48	60	29	39	322	11.1
2005-06	29/27	822	150-333	.450	6-17	.353	61-103	.592	289	10.0	69	70	25	58	367	12.7
Total	119/81	2,917	419-1,006	.417	15-52	.288	208-332	.627	784	6.6	259	280	91	157	1,061	8.9



MONET TELLIER • 1,048

Year	G/GS	Min	FG-FGA	Pct.	3P-3PA	Pct.	FT-FTA	Pct.	Reb.	Avg.	A	TO	BS	ST	Pts.	Avg.
2010-11	30/16	759	88-231	.381	13-41	.317	51-84	.607	124	4.1	52	102	7	41	240	8.0
2011-12	30/28	1024	141-427	.330	43-149	.289	87-126	.690	135	4.5	73	117	12	46	412	13.7
2012-13	30/27	900	135-360	.375	30-88	.341	96-133	.722	167	5.6	96	108	6	36	396	13.2
Total	90/71	2763	364-1018	.358	86-278	.309	234-343	.682	426	4.7	221	327	25	123	1048	11.6



LISA GRIFFITH • 1,033


Year	G/GS	Min	FG-FGA	Pct.	3P-3PA	Pct.	FT-FTA	Pct.	Reb.	Avg.	A	TO	BS	ST	Pts.	Avg.
1989-90	20/0	118	14-45	.311	0-0	.000	12-19	.632	36	1.8	3	6	4	1	40	2.0
1990-91	27/26	708	119-254	.469	7-18	.389	74-89	.831	137	5.1	17	39	21	17	319	11.8
1991-92	27/27	659	132-264	.500	26-58	.448	43-65	.662	130	4.8	20	49	18	16	333	12.3
1992-93	28/28	725	124-269	.461	31-82	.378	62-74	.838	177	6.3	22	57	34	26	341	12.2
Total	102/81	2,210	389-832	.468	64-158	.405	191-247	.773	480	4.7	62	151	77	60	1,033	10.1



BRITTANY COOK • 1,006

Year	G/GS	Min	FG-FGA	Pct.	3P-3PA	Pct.	FT-FTA	Pct.	Reb.	Avg.	A	TO	BS	ST	Pts.	Avg.
2004-05	DNP -- Knee surgery															
2005-06	30/0	384	42-114	.368	15-57	.263	13-29	.448	56	1.9	23	28	6	18	112	3.7
2006-07	34/25	939	145-298	.487	20-69	.290	47-62	.758	166	4.9	74	88	10	42	357	10.5
2007-08	30/30	1014	206-410	.502	30-84	.357	95-124	.766	191	6.4	76	134	12	49	537	17.9
Total	94/55	2337	393-822	.478	65-210	.310	155-215	.721	413	4.4	173	250	28	109	1006	10.7

TECH'S TOP TEN THE HOKIES' TOP TEN PERFORMANCES



Renee Dennis

POINTS (CAREER)

83-87	Renee Dennis, 115 games	1791
97-01	Tere Williams, 118 games	1750
00-04	Ieva Kublina, 126 games	1647
91-95	Jenny Root, 117 games	1582
91-95	Christi Osborne, 117 games	1500
96-01	Amy Wetzel, 129 games	1444
02-06	Carrie Mason, 123 games	1369
99-03	Chrystal Starling, 121 games	1340
86-90	Amy Byrne, 113 games	1291
06-10	Utahya Drye, 124 games	1166

POINTS (SEASON)

89-90	Amy Byrne, Sr., 28 games	561
86-87	Renee Dennis, Sr., 29 games	558
85-86	Renee Dennis, Jr., 27 games	538
07-08	Brittany Cook, Jr., 30 games	537
94-95	Jenny Root, Sr., 31 games	510
01-02	Ieva Kublina, So., 32 games	498
02-03	Ieva Kublina, Jr., 32 games	481
06-07	Kirby Copeland, Sr., 34 games	479
85-86	Susan Walvius, Sr., 28 games	475
87-88	Michelle Bain, Sr., 28 games	471

SCORING AVERAGE (CAREER)

83-87	Renee Dennis, 115 games	15.6
97-01	Tere Williams, 118 games	14.8
91-95	Jenny Root, 117 games	13.5
00-04	Ieva Kublina, 126 games	13.1
91-95	Christi Osborne, 117 games	12.8
88-91	Jeni Garber, 56 games	12.6
86-90	Amy Byrne, 113 games	11.4
96-01	Amy Wetzel, 129 games	11.2
76-79	Karen Garbis, 58 games	11.2
02-06	Carrie Mason, 123 games	11.1
99-03	Chrystal Starling, 121 games	11.1
86-87	Susan Walvius, 105 games	11.1

SCORING AVERAGE (SEASON)

89-90	Amy Byrne, Sr., 28 games	20.0
85-86	Renee Dennis, Jr., 27 games	19.9
86-87	Renee Dennis, Sr., 29 games	19.2
07-08	Brittany Cook, Jr., 30 games	17.9
95-96	Michelle (Hollister) Houseright, So., 27 games	17.3
85-86	Susan Walvius, Sr., 28 games	17.0
87-88	Michelle Bain, Sr., 28 games	16.8

94-95	Jenny Root, Sr., 31 games	16.5
01-02	Ieva Kublina, So., 32 games	15.6
98-99	Tere Williams, So., 31 games	15.6

FIELD GOALS MADE (CAREER)

97-01	Tere Williams, 118 games	694
83-87	Renee Dennis, 115 games	680
91-95	Jenny Root, 117 games	626
00-04	Ieva Kublina, 126 games	613
91-95	Christi Osborne, 117 games	581
82-86	Susan Walvius, 105 games	505
86-90	Amy Byrne, 113 games	479
06-10	Utahya Drye, 124 games	472
99-03	Chrystal Starling, 121 games	462
82-86	Angie Kelly, 104 games	451

FIELD GOALS MADE (SEASON)

86-87	Renee Dennis, Sr., 29 games	212
07-08	Brittany Cook, Jr., 30 games	206
89-90	Amy Byrne, Sr., 28 games	205
94-95	Jenny Root, Sr., 31 games	204
87-88	Michelle Bain, Sr., 28 games	204
85-86	Susan Walvius, Sr., 28 games	202
85-86	Renee Dennis, Jr., 27 games	201
01-02	Ieva Kublina, So., 32 games	198
98-99	Tere Williams, So., 31 games	192
06-07	Kirby Copeland, Sr., 34 games	191

THREE-POINT FG MADE (CAREER)

02-06	Carrie Mason, 123 games	200
06-10	Lindsay Biggs, 123 games	188
97-02	Sarah Hicks, 119 games	157
88-91	Jeni Garber, 56 games	127
87-92	Dayna Sonovick, 85 games	83
00-04	Ieva Kublina, 126 games	77
09-13	Alyssa Fenyn, 120 games	72
91-95	Christi Osborne, 117 games	71
96-01	Amy Wetzel, 129 games	67
05-08	Brittany Cook, 94 games	65

THREE-POINT FG MADE (SEASON)

08-09	Lindsay Biggs, Jr., 30 games	71
90-91	Jeni Garber, Sr., 27 games	70
01-02	Sarah Hicks, Sr., 32 games	64
05-06	Carrie Mason, Sr., 31 games	62
09-10	Lindsay Biggs, Sr., 30 games	57
88-89	Jeni Garber, Jr., 29 games	57
89-90	Sarah Hillyer, Fr., 28 games	53
03-04	Carrie Mason, So., 31 games	51
04-05	Carrie Mason, Jr., 29 games	45
11-12	Monet Tellier, Jr., 30 games	43

FREE THROWS MADE (CAREER)

96-01	Amy Wetzel, 129 games	489
83-87	Renee Dennis, 115 games	431
97-01	Tere Williams, 118 games	361
99-03	Chrystal Starling, 121 games	351
00-04	Ieva Kublina, 126 games	344
86-90	Amy Byrne, 113 games	333
91-95	Jenny Root, 117 games	329
02-06	Carrie Mason, 123 games	293
81-85	Robin Lee, 112 games	279
86-90	Missy Sallade, 108 games	270

FREE THROWS MADE (SEASON)

98-99	Amy Wetzel, So., 31 games	153
89-90	Amy Byrne, Sr., 28 games	151
85-86	Renee Dennis, Jr., 27 games	136
86-87	Renee Dennis, Sr., 29 games	134
88-89	Missy Sallade, Jr., 29 games	124
06-07	Nare Diawara, Sr., 34 games	115
02-03	Ieva Kublina, Jr., 32 games	112
97-98	Amy Wetzel, r-Fr., 31 games	112
80-81	Maureen Corrigan, Jr., 30 games	110
88-89	Amy Byrne, Jr., 29 games	109

FIELD-GOAL PERCENTAGE (CAREER)


(Minimum 3 made per game)

97-01	Tere Williams, 118 games	(694-1263)	.549
91-95	Jenny Root, 117 games	(626-1163)	.538
84-88	Michelle Bain, 110 games	(447-851)	.525
86-90	Missy Sallade, 108 games	(328-630)	.521
81-85	Taiqua Brittingham, 105 games	(383-751)	.511
96-00	Kim Seaver, 115 games	(372-738)	.504
02-06	Dawn Chriss, 116 games	(424-858)	.494
82-86	Susan Walvius, 105 games	(505-1046)	.483
79-81	Julie Williams, 58 games	(269-560)	.480
05-08	Brittany Cook, 94 games	(393-822)	.478

FIELD-GOAL PERCENTAGE (SEASON)

(Minimum 4 made per game)

98-99	Tere Williams, So., 31 games	(192-319)	.602
99-00	Tere Williams, Jr., 27 games	(156-262)	.595
92-93	Jenny Root, So., 28 games	(163-281)	.580
88-89	Missy Sallade, Jr., 29 games	(138-241)	.573
87-88	Michelle Bain, Sr., 28 games	(204-362)	.564
97-98	Tere Williams, Fr., 31 games	(170-316)	.538
94-95	Jenny Root, Sr., 31 games	(204-383)	.533
83-84	Taiqua Brittingham, Jr., 29 games	(164-310)	.531
86-87	Michelle Bain, Jr., 29 games	(131-249)	.526
84-85	Renee Dennis, So., 29 games	(163-313)	.521



Tere Williams

TECH'S TOP TEN THE HOKIES' TOP TEN PERFORMANCES

REBOUNDS (CAREER)

97-01	Tere Williams, 118 games	855
00-04	Ieva Kublina, 126 games	845
91-95	Jenny Root, 117 games	815
83-87	Renee Dennis, 115 games	792
02-06	Kerri Gardin, 116 games	784
01-05	Erin Gibson, 123 games	752
79-83	Tammie Edwards, 107 games	658
06-10	Utahya Drye, 124 games	645
82-86	Susan Walvius, 105 games	644
84-88	Michelle Bain, 110 games	618
86-90	Amy Byrne, 113 games	618

REBOUNDS (SEASON)

05-06	Kerri Gardin, Sr., 29 games	289
81-82	Tammie Edwards, Jr., 28 games	275
06-07	Nare Diawara, Sr., 34 games	274
85-86	Susan Walvius, Sr., 28 games	272
94-95	Jenny Root, Sr., 31 games	253
88-89	Missy Sallade, Jr., 29 games	252
01-02	Ieva Kublina, So., 32 games	249
95-96	Michelle Hollister, So., 27 games	245
97-98	Tere Williams, Fr., 31 games	239
02-03	Ieva Kublina, Jr., 32 games	238

REBOUNDING AVERAGE (CAREER)

97-01	Tere Williams, 118 games	7.2
91-95	Jenny Root, 117 games	7.0
76-79	Karen Garbis, 62 games	7.0
79-83	Tammie Edwards, 107 games	7.0
83-87	Renee Dennis, 115 games	6.9
00-04	Ieva Kublina, 126 games	6.7
02-06	Kerri Gardin, 119 games	6.6
79-81	Julie Williams, 58 games	6.3
01-05	Erin Gibson, 94 games	6.1
82-86	Susan Walvius, 105 games	6.1

REBOUNDING AVERAGE (SEASON)


05-06	Kerri Gardin, Sr., 29 games	10.0
81-82	Tammie Edwards, Jr., 28 games	9.8
85-86	Susan Walvius, Sr., 28 games	9.7
95-96	Michelle (Hollister) Houseright, So., 27 games	9.1
88-89	Missy Sallade, Jr., 29 games	8.7
82-83	Tammie Edwards, Sr., 25 games	8.6
89-90	Missy Sallade, Sr., 28 games	8.5
12-13	Uju Ugoka, Jr., 17 games	8.5
85-86	Renee Dennis, Jr., 27 games	8.3
94-95	Jenny Root, Sr., 31 games	8.2

BLOCKED SHOTS (CAREER)

00-04	Ieva Kublina, 126 games	256
82-86	Susan Walvius, 105 games	204
96-00	Kim Seaver, 115 games	136
91-95	Jenny Root, 117 games	133
01-05	Erin Gibson, 123 games	122
84-88	Michelle Bain, 110 games	109
05-09	Amber Hall, 97 games	105
02-06	Kerri Gardin, 119 games	91
03-07	Nare Diawara, 90 games	88
79-81	Julie Williams, 82 games	82

BLOCKED SHOTS (SEASON)

85-86	Susan Walvius, Sr., 28 games	93
01-02	Ieva Kublina, So., 32 games	86
84-85	Susan Walvius, Jr., 28 games	73
03-04	Ieva Kublina, Sr., 31 games	73
02-03	Ieva Kublina, Jr., 32 games	62
96-97	Kim Seaver, Fr., 31 games	54
07-08	Amber Hall, Jr., 30 games	53
06-07	Nare Diawara, Sr., 34 games	53
96-97	Meg Hunter, Fr., 31 games	49
79-80	Julie Williams, Fr., 29 games	43
86-87	Michelle Bain, Jr., 29 games	43
04-05	Erin Gibson, Sr., 29 games	43



Lisa Witherspoon

ASSISTS (CAREER)

96-99	Lisa Witherspoon, 112 games	635
83-87	Maureen Donovan, 115 games	410
96-01	Amy Wetzel, 129 games	399
05-09	Laura Haskins, 123 games	389
78-81	Sandy Berry, 83 games	380
91-95	Lisa Leftwich, 111 games	371
92-96	Terri Garland, 114 games	369
02-06	Carrie Mason, 123 games	364
88-92	Phyllis Tonkin, 100 games	320
08-11	Nikki Davis, 80 games	318

ASSISTS (SEASON)

98-99	Lisa Witherspoon, Sr., 30 games	246
97-98	Lisa Witherspoon, Jr., 31 games	219
85-86	Maureen Donovan, Jr., 28 games	164
99-00	Amy Wetzel, Jr., 31 games	152
06-07	Kirby Copeland, Sr., 34 games	146
86-87	Maureen Donovan, Sr., 29 games	143
10-11	Nikki Davis, Sr., 30 games	140
79-80	Sandy Berry, Jr., 29 games	139
08-09	Laura Haskins, Sr., 30 games	138
07-08	Laura Haskins, Jr., 30 games	133

STEALS (CAREER)

81-85	Taiqua Brittingham, 105 games	252
96-01	Amy Wetzel, 129 games	235
96-99	Lisa Witherspoon, 112 games	219
03-07	Kirby Copeland, 118 games	190
05-09	Laura Haskins, 123 games	175
78-81	Sandy Berry, 83 games	175
02-06	Carrie Mason, 123 games	173
02-06	Dawn Chriss, 116 games	164
91-95	Lisa Leftwich, 111 games	161
02-06	Kerri Gardin, 119 games	157
81-84	Jackie Ansley, 83 games	157

STEALS (SEASON)

98-99	Lisa Witherspoon, Sr., 30 games	86
83-84	Taiqua Brittingham, Jr., 29 games	78
96-97	Renee Maitland, Jr., 31 games	77
78-79	Sandy Berry, So., 24 games	70
06-07	Kirby Copeland, Sr., 34 games	68
83-84	Jackie Ansley, Sr., 30 games	68
10-11	Nikki Davis, Sr., 30 games	67
84-85	Taiqua Brittingham, Sr., 23 games	66
82-83	Taiqua Brittingham, So., 25 games	62
97-98	Lisa Witherspoon, Jr., 31 games	62

FREE-THROW PERCENTAGE (CAREER)

(Minimum 1.5 made per game)

91-95	Christi Osborne, 117 games	(267-322)	.829
99-03	Chrystal Starling, 121 games	(351-425)	.826
95-99	Kelly Drinka, 83 games	(129-159)	.811
02-06	Carrie Mason, 123 games	(293-366)	.801
90-94	Sue Logsdon, 105 games	(203-257)	.790
89-93	Lisa Griffith, 102 games	(191-247)	.773
00-04	Ieva Kublina, 126 games	(344-447)	.770
96-01	Amy Wetzel, 129 games	(489-635)	.770
80-82	Maureen Corrigan, 55 games	(166-218)	.761
86-90	Amy Byrne, 113 games	(333-438)	.760

FREE-THROW PERCENTAGE (SEASON)

(Min. 60 attempts)

90-91	Sue Logsdon, Fr., 27 games	(72-81)	.889
93-94	Christi Osborne, Jr., 30 games	(97-111)	.874
00-01	Chrystal Starling, So., 31 games	(93-107)	.869
02-03	Chrystal Starling, Sr., 27 games	(88-102)	.863
92-93	Lisa Griffith, Sr., 28 games	(62-74)	.838
03-04	Dawn Chriss, So., 31 games	(87-104)	.837
04-05	Carrie Mason, Jr., 29 games	(64-77)	.831
90-91	Lisa Griffith, So., 27 games	(74-89)	.831
03-04	Ieva Kublina, Sr., 31 games	(95-115)	.826
88-89	Amy Byrne, Jr., 29 games	(109-133)	.820



Sue Logsdon

ALL-TIME BEST PERFORMANCES IN THE CASSELL



INDIVIDUAL (VIRGINIA TECH)

Points	34	Renee Dennis vs. Memphis State (2/7/87)
FG made	14	Renee Dennis vs. Florida State (1/3/87) & vs. Memphis State (2/7/87)
FG att.	30	Renee Dennis vs. Memphis State (2/7/87)
3-pt. FG made	6	Sarah Hillyer vs. Florida State (2/3/90)
	6	Jeni Garber vs. West Virginia (12/20/90)
3-pt. FG att.	15	Aerial Wilson vs. Clemson (2/3/12)
	15	Sarah Hicks vs. Duke (12/8/99)
FT made	15	Robin Lee vs. Florida State (1/16/82)
FT att.	17	Robin Lee vs. Florida State (1/16/82)
Off. Reb.	11	Utahya Drye vs. USC Upstate (2/2/09)
Def. Reb.	15	Kerri Gardin vs. Virginia (2/13/05)
Tot. Reb.	21	Kerri Gardin vs. Virginia (2/13/05)
	21	Nicole Jones vs. Hampton (12/29/99)
Assists	13	Lisa Leftwich vs. VCU (2/8/92)
	13	Lisa Witherspoon vs. Dayton (1/4/99)
Turnovers	13	Sherry Banks vs. George Washington (1/21/97)
Blocks	9	Susan Walvius vs. Florida State (1/4/86)
Steals	9	Taiqua Brittingham vs. Northwestern (12/22/83)

INDIVIDUAL (OPPONENT)

Points	36	Anna Freeman, Appalachian State (11/14/12)
FG made	16	Heather Burge, Virginia (12/8/92)
FG att.	36	Vivian Greene, Norfolk State (1/15/77)
3-pt. FG made	6	Anna Freeman, Appalachian State (11/14/12)
	6	Janine Aldridge, William & Mary (11/21/11)
	6	Amy Watson, UT Martin (12/28/02)
	6	Rachelle Racht, Fordham (3/1/96)
3-pt. FG att.	15	Ali Ford, Elon (11/18/10)
		Krystal Garrison, Longwood (1/25/09)
FT made	15	Paula Dolan, Charleston (12/19/81)
		Lisa Allison, Campbell vs. Drexel (12/30/92)
		Angela Crosby, App. St. vs. W&M (12/29/93)
FT att.	19	Paula Dolan, Charleston (12/19/81)
Off. Reb.	10	Avery Warley, Liberty (12/30/08)
Def. Reb.	15	Carolyn Dehn-Duhr, JMU (12/10/88)
Tot. Reb.	23	Jenette Reed, Marshall vs. Campbell (12/29/92)
Assists	11	Sharnee Zoll, Virginia (2/17/08)
		Jasmine Young, ECU vs. Georgetown (12/29/07)
		Jayne Chikos, Elon vs. Hampton (12/30/01)
		Jaymee Wappes, BGU vs. Hampton (12/30/99)
		Corey Hewitt, Loyola, Md. vs. S.C. (12/29/96)
		Jan Cameron, UT-Chattanooga (1/8/94)
		Angela Jackson, Old Dominion (12/21/89)
Turnovers	14	Karin Vadelund, G. Washington (12/4/88)
Blocks	11	Svetlana Pankratova, VCU (2/12/94)
Steals	9	Laine Selwyn, Pittsburgh (12/21/89)

TEAM (VIRGINIA TECH)

Points	105	vs. Cincinnati (2/10/84)
		vs. Southern Mississippi (12/28/04)
FG made	44	vs. West Virginia Wesleyan (11/18/80)
FG att.	94	vs. Appalachian State (11/17/79)
3-pt. FG made	10	vs. Radford (2/21/91) and (12/11/96)
3-pt. FG att.	26	vs. Syracuse (1/4/03)
FT made	43	vs. Yale (1/9/82)
FT att.	58	vs. Yale (1/9/82)
Off. Reb.	43	vs. Liberty (1/8/90)
Def. Reb.	43	vs. Longwood (2/10/11)
Tot. Reb.	75	vs. Liberty (1/8/90)
Assists	28	vs. Florida State (2/20/88)
		vs. Tulane (1/10/85)
Turnovers	38	vs. East Tennessee State (12/10/77)
Blocks	14	vs. East Tennessee State (12/21/93)
Steals	19	vs. Charleston (12/5/86)

TEAM (OPPONENT)

Points	108	Old Dominion (1/27/78)
FG made	45	Old Dominion (1/27/78)
FG att.	91	Cincinnati (2/10/84)
3-pt. FG made	14	Connecticut (2/7/01)
3-pt. FG att.	28	USC Upstate (2/2/09)
		Connecticut (2/7/01)
FT made	32	Radford (1/20/93)
FT att.	43	Florida State (1/3/87)
	43	Radford (12/6/86)
Off. Reb.	29	North Carolina (1/14/10)
Def. Reb.	39	Maryland (2/4/08)
Tot. Reb.	62	Virginia Union (2/9/78)
Assists	24	Connecticut (2/7/01)
Turnovers	47	Radford (11/28/81)
		Appalachian State (11/17/79)
Blocks	13	Virginia Commonwealth (2/12/94)
Steals	22	Virginia (12/8/87)

YEAR-BY-YEAR RESULTS

1976-77

Coach: John Wetzel

Record: 7-9

Dec. 4	Virginia State	L	42-46
Dec. 9	at Virginia	L	52-54
Dec. 14	at Bridgewater	W	59-55
Jan. 5	at East Tennessee State	L	58-71
Jan. 12	at Radford	L	50-60
Jan. 15	Norfolk State	L	55-68
Jan. 18	Emory & Henry	W	49-48
Jan. 25	Longwood	W	59-47
Jan. 28	at William & Mary	W	57-47
Feb. 2	at Old Dominion	L	39-82
Feb. 3	at VCU	W	53-43
Feb. 15	Roanoke	W	71-68
Feb. 19	James Madison	W	56-46
Feb. 24	Virginia	L	58-67
Mar. 3	vs. James Madison ¹	L	37-47
Mar. 4	vs. Norfolk State ²	L	49-56

1 - Virginia State Tournament - Norfolk, Va.

1977-78

Coach: Carolyn Owen

Record: 8-16

Dec. 7	Bridgewater	L	65-77
Dec. 9	Emory & Henry	W	61-52
Dec. 10	East Tennessee State	L	57-78
Dec. 19	vs. George Washington ¹	W	65-57
Dec. 20	vs. William & Mary ¹	L	65-80
Jan. 9	at Virginia	L	39-54
Jan. 16	Morris Harvey	L	78-81
Jan. 20	at Virginia State	L	55-81
Jan. 21	at Norfolk State	L	68-86
Jan. 24	Radford	L	52-73
Jan. 27	#7 Old Dominion	L	48-108
Feb. 3	VCU	W	87-45
Feb. 4	William & Mary	W	65-57
Feb. 7	at Longwood	L	59-68
Feb. 9	Virginia Union	W	73-68
Feb. 16	at James Madison	L	47-66
Feb. 17	at VCU	W	75-47
Feb. 20	at Radford	L	68-81
Feb. 22	at West Virginia	L	72-75
Feb. 25	at Emory & Henry	W	75-59
Feb. 27	at East Tennessee State	L	64-74
Feb. 28	at Roanoke	W	76-56
Mar. 2	at Old Dominion ²	L	53-83
Mar. 3	vs. Virginia ²	L	38-58

1 - VCU Christmas Tournament - Richmond, Va.

2 - Virginia State Tournament - Norfolk, Va.

1978-79

Coach: Carol Alfano

Record: 9-15

Nov. 28	at Marshall	L	67-70
Nov. 29	at Morris Harvey	L	69-82
Dec. 6	at Bridgewater	W	70-58
Dec. 9	Wake Forest	L	65-75
Jan. 12	Norfolk State	W	83-62
Jan. 13	Charlotte	L	65-67
Jan. 17	Virginia	L	58-64
Jan. 22	West Virginia Wesleyan	W	83-78
Jan. 23	Virginia State	L	67-69
Jan. 26	at George Washington	L	65-76
Jan. 27	at Virginia Union	L	59-73
Jan. 30	James Madison	W	57-49
Feb. 1	Lenoir-Rhyne	L	73-87
Feb. 2	American	L	72-73
Feb. 8	at Old Dominion	L	47-91
Feb. 9	at Georgetown	L	57-62
Feb. 14	Radford	L	60-66
Feb. 15	Longwood	W	81-55
Feb. 21	West Virginia	W	73-61
Feb. 23	at William & Mary	W	64-59
Feb. 24	at VCU	L	56-69
Mar. 1	James Madison ¹	L	64-66
Mar. 2	VCU ¹	W	75-54
Mar. 3	Norfolk State ¹	W	70-53

1 - Virginia State Tournament - Blacksburg, Va.

1979-80

Coach: Carol Alfano

Record: 17-12

Nov. 17	Appalachian State	W	78-55
Nov. 20	at East Tennessee State	W	75-63
Nov. 28	at North Carolina	L	73-82
Dec. 1	VCU	W	87-66

Dec. 8	at South Carolina	L	68-86
Dec. 17	at Florida State ¹	L	57-67
Dec. 18	vs. St Louis ¹	W	71-60
Dec. 19	vs. Cincinnati ¹	L	58-66
Jan. 4	George Washington	L	53-57
Jan. 6	East Carolina	L	58-75
Jan. 8	William & Mary	W	60-56
Jan. 10	Marshall	W	70-57
Jan. 14	vs. Virginia ²	L	38-48
Jan. 18	at Norfolk State	W	65-61
Jan. 21	Virginia Union	W	71-62
Jan. 23	at Virginia State	W	63-50
Jan. 26	Charlotte	L	61-66
Jan. 29	at James Madison	W	62-55
Feb. 1	Winthrop ³	W	60-54
Feb. 2	East Tennessee State ³	W	65-54
Feb. 5	Old Dominion	L	52-78
Feb. 9	at Florida State	W	77-54
Feb. 11	Charleston WV	W	66-59
Feb. 15	at Longwood	W	75-58
Feb. 19	at Pittsburgh	L	54-76
Feb. 20	at West Virginia	W	71-67
Feb. 23	at Radford	W	63-62
Feb. 24	Cincinnati	L	53-54
Feb. 27	Virginia Union ⁴	L	52-63

1 - Metro Tournament - Tallahassee, Fla.

2 - in Richmond, Va.

3 - Virginia Tech Invitational - Blacksburg, Va.

4 - Virginia State Tournament - Blacksburg, Va.

1980-81

Coach: Carol Alfano

Record: 13-17

Nov. 18	West Virginia Wesleyan	W	100-46
Nov. 23	at East Carolina	L	65-70
Nov. 24	at N.C. State	L	68-94
Nov. 29	William & Mary	W	65-63
Dec. 1	South Carolina	F	42-78
Dec. 5	vs. Delaware ¹	W	75-54
Dec. 6	at George Washington ¹	L	54-57
Dec. 11	Virginia State	W	62-45
Dec. 13	vs. West Virginia ²	W	74-67
Dec. 19	vs. Carson-Newman ³	W	71-56
Dec. 20	at East Tennessee State ³	L	50-88
Dec. 29	vs. Georgia ⁴	L	50-65
Jan. 3	vs. Virginia ⁵	L	43-58
Jan. 10	Louisville	L	72-89
Jan. 12	Norfolk State	W	73-37
Jan. 14	at Charlotte	L	67-69
Jan. 17	at Cincinnati	L	58-78
Jan. 24	Duke	W	65-55
Jan. 28	James Madison	W	66-58
Feb. 2	East Tennessee State	W	62-56
Feb. 5	vs. Louisville ⁶	L	64-81
Feb. 6	vs. St Louis ⁶	L	65-72
Feb. 14	at Charleston WV	L	58-60
Feb. 16	at Marshall	W	79-61
Feb. 21	at Appalachian State	L	58-64
Feb. 23	at Virginia Union	L	51-55
Mar. 3	at #3 Old Dominion	L	39-85
Mar. 6	at James Madison ⁷	W	71-65
Mar. 7	vs. #6 Old Dominion ⁷	L	54-65
Mar. 8	vs. Virginia ⁷	L	41-49

1 - George Washington Tournament - Washington, D.C.

2 - in Charleston, W. Va.

3 - ETSU Christmas Tournament - Johnson City, Tenn.

4 - in Harriman, Tenn.

5 - in Roanoke, Va.

6 - Metro Tournament - New Orleans, La.

7 - Virginia State Tournament - Harrisonburg, Va.

1981-82

Coach: Carol Alfano

Record: 16-12; Metro: 0-5

Nov. 24	at William & Mary	W	89-58
Nov. 28	Radford	W	81-63
Dec. 4	vs. American ¹	W	92-57
Dec. 5	at George Washington ¹	W	73-54
Dec. 7	Old Dominion	L	45-82
Dec. 11	at Duke	L	58-71
Dec. 19	Charleston WV	W	88-74
Dec. 27	vs. Queens ²	W	100-51
Dec. 28	vs. Detroit Mercy ²	L	47-65
Dec. 29	vs. DePaul ²	W	62-61
Jan. 2	vs. West Virginia ³ (2 OT)	L	81-82
Jan. 6	Appalachian State	W	64-57
Jan. 9	Yale	W	95-66
Jan. 12	at East Tennessee State	L	60-80

Jan. 16	Florida State [*]	L	82-93
Jan. 18	Marshall	W	71-52
Jan. 22	Louisville [*]	L	68-72
Jan. 25	#5 N.C. State	L	47-48
Jan. 29	vs. Tulane ^{*4}	L	64-72
Jan. 31	at Cincinnati [*]	L	81-86
Feb. 3	Memphis [*]	L	68-77
Feb. 6	vs. Virginia ³	W	63-56
Feb. 10	at James Madison	W	85-74
Feb. 13	North Carolina	W	76-74
Feb. 16	Liberty	W	77-44
Feb. 20	Roanoke	W	100-67
Feb. 25	vs. Tulane ⁵	W	62-52
Feb. 26	at Memphis ⁵	L	59-83

1 - Belaire Classic - Washington, D.C.

2 - Queens College Tournament - Flushing, N.Y.

3 - in Roanoke, Va.

4 - in Cincinnati, Ohio

5 - Metro Tournament - Memphis, Tenn.

1982-83

Coach: Carol Alfano

Record: 13-12; Metro: 2-3

Nov. 29	at Marshall	W	73-69
Dec. 1	East Tennessee State	W	64-63
Dec. 6	at #12 N.C. State	L	63-79
Dec. 9	at Radford	W	73-63
Dec. 11	Howard	W	78-54
Dec. 18	at Charleston WV	W	81-64
Dec. 20	at Old Dominion	L	53-84
Dec. 27	vs. St John's ¹	L	60-64
Dec. 28	vs. Temple ¹ (2 OT)	L	83-85
Jan. 4	#11 Tennessee	L	47-55
Jan. 8	at Virginia	L	66-70
Jan. 15	at West Virginia	L	66-71
Jan. 17	at Appalachian State	W	92-79
Jan. 22	at Memphis [*]	L	60-78
Jan. 29	Cincinnati [*]	W	86-63
Jan. 31	Louisville [*]	W	68-61
Feb. 5	VCU	W	81-57
Feb. 8	at Charlotte	W	66-60
Feb. 11	at Cincinnati [*]	L	58-81
Feb. 13	at Louisville [*]	L	54-63
Feb. 16	James Madison	W	57-47
Feb. 19	Morehead State	W	61-60
Feb. 21	at #20 North Carolina	L	83-100
Feb. 28	at Liberty	W	78-74
Mar. 6	vs. Memphis ²	L	64-72

1 - Queens College Holiday Classic - Flushing, N.Y.

2 - Metro Tournament - Louisville, Ky.

1983-84

Coach: Carol Alfano

Record: 15-15; Metro: 4-6

Nov. 26	Charleston WV	W	101-85
Nov. 29	at East Tennessee State	L	60-67
Dec. 10	at Howard	W	89-65
Dec. 17	Marshall	W	76-64
Dec. 20	Georgia Southern ¹	W	84-61
Dec. 21	Mississippi State ¹	L	87-89
Dec. 22	Northwestern ¹	W	85-77
Dec. 30	vs. North Carolina ²	L	52-73
Dec. 31	vs. #13 N.C. State ²	L	63-74
Jan. 4	vs. Virginia ³	L	70-88
Jan. 7	Appalachian State	W	95-76
Jan. 10	at #8 Tennessee	L	63-77
Jan. 13	West Virginia	W	73-62
Jan. 16	at Morehead State	W	75-62
Jan. 21	Memphis [*]	L	62-74
Jan. 28	at Cincinnati [*]	W	92-86
Jan. 30	at Louisville [*]	L	72-81
Feb. 4	Florida State [*]	W	68-63
Feb. 6	Louisville [*]	W	93-61
Feb. 10	Cincinnati [*]	W	101-93
Feb. 13	at VCU	W	81-63
Feb. 18	at South Carolina [*]	L	74-89
Feb. 21	at James Madison	L	59-72
Feb. 24	at Southern Miss. [*]	L	75-91
Feb. 26	at Tulane [*]	L	59-64
Mar. 1	#5 Old Dominion	L	67-100
Mar. 3	South Carolina [*]	L	70-80
Mar. 5	vs. Southern Miss. ⁴	W	94-86
Mar. 6	vs. Louisville ⁴	L	60-63
Mar. 7	vs. South Carolina ⁴	W	89-76

1 - Marriott-Converse Christmas Classic - Blacksburg, Va.

2 - Dogwood Classic - Fayetteville, N.C.

3 - in Roanoke, Va.

4 - Metro Tournament - Cincinnati, Ohio

1984-85

Coach: Carol Alfano

Record: 16-13; Metro: 4-6

Nov. 23	at Tennessee Tech ¹	L	79-94
Nov. 24	vs. Ohio ¹	L	77-79
Nov. 28	East Tennessee State	W	74-51
Dec. 1	vs. North Carolina ²	W	74-73
Dec. 14	at Charleston WV	W	109-81
Dec. 17	UT-Chattanooga ³	W	75-59
Dec. 18	#19 Auburn ³	L	60-75
Dec. 19	#16 Louisiana State ³	W	86-77
Dec. 29	at Clemson	L	90-101
Jan. 6	at Florida State [*]	L	77-85
Jan. 10	Tulane [*]	W	104-64
Jan. 12	Southern Miss. [*]	L	73-93
Jan. 16	at #15 Virginia	L	62-74
Jan. 18	at Mississippi State	W	72-66
Jan. 19	at Memphis [*]	L	72-77
Jan. 21	James Madison	W	73-62
Jan. 26	at Cincinnati [*]	L	79-90
Jan. 28	at Louisville [*]	W	79-74
Jan. 30	#02 Old Dominion	L	76-86
Feb. 2	South Carolina [*]	W	59-58
Feb. 7	Cincinnati [*]	W	86-74
Feb. 10	Louisville [*]	L	68-70
Feb. 12	at Marshall	W	85-74
Feb. 15	at Appalachian State	W	79-75
Feb. 21	at South Carolina [*]	L	72-76
Feb. 25	VCU	W	90-57
Feb. 27	Radford	W	71-64
Mar. 3	vs. Florida State ⁴	W	86-65
Mar. 4	vs. Memphis ⁴	L	85-93

YEAR-BY-YEAR RESULTS

Jan. 7	William & Mary	W	56-50
Jan. 10	at Memphis *	L	59-84
Jan. 12	at Southern Miss. *	W	77-50
Jan. 15	#16 James Madison	W	63-61
Jan. 24	at Cincinnati *	W	85-55
Jan. 26	at Louisville *	L	66-71
Jan. 31	at Florida State *	L	65-70
Feb. 2	at South Carolina *	W	69-65
Feb. 7	Memphis *	L	81-82
Feb. 9	Southern Miss. *	W	76-65
Feb. 14	at #3 Auburn	L	53-81
Feb. 16	at Mercer	W	117-84
Feb. 21	Cincinnati *	(OT) W	77-68
Feb. 23	Louisville *	W	78-73
Mar. 2	at VCU	L	74-85
Mar. 5	Florida State *	W	68-67
Mar. 6	South Carolina *	L	55-59

- 1 - Lady Sunshine Classic - Orlando, Fla.
 2 - Converse Christmas Classic - Blacksburg, Va.
 3 - Old Dominion Classic - Norfolk, Va.
 4 - Texaco/Wildcat Tournament - Villanova, Pa.
 5 - Metro Tournament - Blacksburg, Va.

1987-88

Coach: Carol Alfano
Record: 12-16; Metro: 4-8

Nov. 27	vs. Morehead State ¹	W	59-52
Nov. 28	at Appalachian State ¹	W	79-71
Dec. 5	Richmond	W	70-58
Dec. 8	#6 Virginia	L	57-74
Dec. 12	at George Washington	L	55-71
Dec. 18	at William & Mary	W	58-51
Dec. 29	vs. #7 Mississippi ²	L	57-60
Dec. 30	vs. Colgate ²	W	94-50
Jan. 2	VCU	W	75-74
Jan. 9	at Southern Miss. *	L	75-78
Jan. 11	at Memphis *	W	73-61
Jan. 16	Louisville *	W	68-67
Jan. 18	Cincinnati *	L	47-50
Jan. 20	Old Dominion	L	56-77
Jan. 23	at Charleston WV	W	67-65
Jan. 25	at #20 James Madison	L	39-79
Jan. 30	at Florida State *	L	59-61
Feb. 1	at South Carolina *	L	44-75
Feb. 4	Charlotte	L	55-69
Feb. 6	Southern Miss. *	L	68-79
Feb. 8	Memphis *	L	84-89
Feb. 10	at Radford	W	77-74
Feb. 13	at Cincinnati *	L	62-74
Feb. 15	at Louisville *	W	62-59
Feb. 20	Florida State *	W	97-81
Feb. 29	at Kentucky	L	79-80
Mar. 5	South Carolina *	L	69-73
Mar. 10	vs. Southern Miss. ³	L	60-73

- 1 - Appalachian State/Sheraton Classic - Boone, N.C.
 2 - St. Peter's Tournament - Jersey City, N.J.
 3 - Metro Tournament - Tallahassee, Fla.

1988-89

Coach: Carol Alfano
Record: 16-13; Metro: 7-5

Nov. 26	vs. Bradley ¹	W	75-57
Nov. 27	at Syracuse ¹	(OT) L	74-76
Nov. 29	at #10 Virginia	L	73-75
Dec. 4	George Washington	W	51-35
Dec. 10	James Madison	L	49-72
Dec. 17	at Old Dominion	L	63-68
Dec. 19	at VCU	(OT) L	76-88
Dec. 29	vs. Houston ²	L	69-80
Dec. 30	vs. Connecticut ²	W	65-63
Jan. 4	at Richmond	L	54-79
Jan. 9	Cincinnati *	W	52-49
Jan. 14	at Memphis *	W	75-62
Jan. 16	at Southern Miss. *	L	73-82
Jan. 21	Florida State *	W	68-67
Jan. 23	George Mason	W	67-49
Jan. 28	at Florida State *	L	66-69
Jan. 30	at South Carolina *	L	52-86
Feb. 4	at Louisville *	W	73-62
Feb. 6	at Cincinnati *	L	50-66
Feb. 11	Memphis *	W	74-55
Feb. 13	Southern Miss. *	L	64-72
Feb. 17	Charleston WV	W	77-50
Feb. 19	Kentucky	W	75-66
Feb. 21	at Charlotte	W	78-57
Feb. 25	South Carolina *	W	63-59
Mar. 1	Radford	W	71-59
Mar. 4	Louisville *	W	65-57

Mar. 9	at Memphis ³	W	78-63
Mar. 10	vs. Southern Miss. ³	L	62-70

1 - Carrier Classic - Syracuse, N.Y.
 2 - Cardinal Classic - Stanford, Calif.
 3 - Metro Tournament - Memphis, Tenn.

1989-90

Coach: Carol Alfano
Record: 14-14; Metro: 8-6

Nov. 25	West Virginia State	W	93-40
Nov. 28	at #1 Tennessee	L	55-81
Dec. 1	vs. St John's ¹	L	67-78
Dec. 2	vs. Ohio ¹	L	55-62
Dec. 6	at George Mason	L	54-69
Dec. 21	#23 Old Dominion	L	72-84
Dec. 29	vs. Boston College ²	W	74-65
Dec. 30	at Richmond ²	L	58-66
Jan. 3	#10 Virginia	L	77-79
Jan. 6	Florida State *	L	64-68
Jan. 8	Liberty	W	80-54
Jan. 13	at Memphis *	W	69-68
Jan. 15	at Southern Miss. *	L	63-85
Jan. 20	Tulane *	W	82-59
Jan. 23	VCU	W	64-52
Jan. 27	at Cincinnati *	W	56-42
Jan. 29	at Louisville *	W	65-54
Feb. 3	at Florida State *	L	52-69
Feb. 5	at South Carolina *	L	47-72
Feb. 10	Memphis *	W	77-59
Feb. 12	Southern Miss. *	L	53-62
Feb. 17	James Madison	(OT) W	53-50
Feb. 21	South Carolina *	L	59-67
Feb. 24	Cincinnati *	W	72-59
Feb. 26	Louisville *	W	81-62
Feb. 28	at Radford	W	66-54
Mar. 3	at Tulane *	W	70-53
Mar. 8	vs. Louisville ³	L	60-85

- 1 - Roger I. White Invitational - Evanston, Ill.
 2 - Dole Pineapple Classic - Richmond, Va.
 3 - Metro Tournament - Cincinnati, Ohio

1990-91

Coach: Carol Alfano
Record: 12-15; Metro: 8-6

Nov. 23	vs. Lamar ¹	L	54-71
Nov. 24	vs. Eastern Illinois ¹	L	66-70
Nov. 28	at #1 Virginia	L	44-93
Dec. 3	#6 Tennessee	L	54-64
Dec. 8	at Old Dominion	L	69-80
Dec. 20	West Virginia	L	80-84
Dec. 29	Towson State ²	W	92-61
Dec. 30	George Mason ²	L	56-57
Jan. 2	William & Mary	W	75-60
Jan. 5	at Memphis *	W	71-65
Jan. 7	Florida State *	L	64-78
Jan. 12	at Southern Miss. *	L	67-79
Jan. 14	at Tulane *	W	64-54
Jan. 19	South Carolina *	W	69-67
Jan. 21	James Madison	L	48-64
Jan. 26	at Cincinnati *	W	74-59
Jan. 28	at Louisville *	L	61-78
Feb. 2	Memphis *	W	77-73
Feb. 4	at Liberty	W	77-56
Feb. 7	Southern Miss. *	W	75-64
Feb. 11	Tulane *	W	67-41
Feb. 16	at South Carolina *	L	51-66
Feb. 18	at Florida State *	L	53-76
Feb. 21	Radford	W	87-49
Feb. 23	Cincinnati *	W	55-52
Feb. 27	at Louisville *	L	57-70
Mar. 4	vs. Southern Miss. ³	L	71-91

- 1 - Florida International - Miami, Fla.
 2 - Diamond Club Classic - Blacksburg, Va.
 3 - Metro Tournament - Louisville, Ky.

1991-92

Coach: Carol Alfano
Record: 10-18; Metro: 3-9

Nov. 27	at Air Force	W	75-70
Nov. 29	vs. #6 Vanderbilt ¹	L	63-78
Nov. 30	vs. Illinois ¹	L	66-68
Dec. 4	at East Tennessee State	W	93-86
Dec. 7	Old Dominion	L	55-71
Dec. 19	at North Carolina	L	62-76
Dec. 29	Akron ²	W	78-60
Dec. 30	UNC Greensboro ²	W	84-65
Jan. 4	at VCU *	L	66-74
Jan. 6	at William & Mary	W	62-42

Jan. 12	at Youngstown State	L	81-92
Jan. 18	Charlotte *	L	53-75
Jan. 20	South Florida *	W	74-59
Jan. 25	at Dayton	L	71-75
Jan. 27	at Louisville *	L	44-93
Feb. 1	at Tulane *	L	56-59
Feb. 3	at Southern Miss. *	L	55-86
Feb. 8	VCU *	L	57-59
Feb. 10	Dayton	W	71-55
Feb. 12	at Radford	L	72-75
Feb. 15	at South Florida *	W	67-64
Feb. 17	at James Madison	L	62-75
Feb. 24	Louisville *	L	56-75
Feb. 29	Tulane *	L	43-63
Mar. 2	Southern Miss. *	W	64-62
Mar. 7	at Charlotte *	L	57-86
Mar. 11	vs. Charlotte ³	W	67-61
Mar. 12	vs. Southern Miss. ³	L	63-76

- 1 - Coors Classic - Boulder, Colo.
 2 - Diamond Club Classic - Blacksburg, Va.
 3 - Metro Tournament - Louisville, Ky.

1992-93

Coach: Carol Alfano
Record: 20-8; Metro: 8-4

Dec. 1	Wingate	W	58-43
Dec. 4	vs. East Carolina ¹	W	86-72
Dec. 5	at Duke ¹	L	63-85
Dec. 8	#6 Virginia	L	59-93
Dec. 19	at Old Dominion	W	76-63
Dec. 21	East Tennessee State	W	91-59
Dec. 29	Drexel ²	W	92-41
Dec. 30	Marshall ²	W	84-78
Jan. 2	Gardner-Webb	W	89-59
Jan. 6	at UNC Greensboro	L	54-63
Jan. 9	VCU *	W	70-67
Jan. 11	at Western Carolina	W	74-48
Jan. 16	Tulane *	W	80-57
Jan. 18	Southern Miss. *	W	85-70
Jan. 20	Radford	W	81-68
Jan. 25	at Louisville *	W	79-75
Jan. 30	at South Florida *	(OT) W	85-83
Feb. 1	at Charlotte *	L	44-81
Feb. 9	James Madison	W	81-60
Feb. 13	at Southern Miss. *	L	80-89
Feb. 15	at Tulane *	L	65-79
Feb. 20	South Florida *	W	82-62
Feb. 22	Louisville *	W	82-61
Feb. 25	at Morehead State	W	94-88
Mar. 1	at VCU *	L	69-71
Mar. 4	Charlotte *	W	76-70
Mar. 10	vs. South Florida ³	W	74-50
Mar. 11	at Louisville ³	L	73-92

- 1 - Duke Classic - Durham, N.C.
 2 - Diamond Club Classic - Blacksburg, Va.
 3 - Metro Tournament - Louisville, Ky.

1993-94

Coach: Carol Alfano
Record: 24-6; Metro: 9-3

Dec. 1	Western Carolina	W	102-43
Dec. 4	Ohio	W	75-60
Dec. 8	at #8 Virginia	L	66-78
Dec. 18	vs. Mississippi State ¹	W	76-61
Dec. 19	vs. Colorado State ¹	W	73-69
Dec. 29	Colgate ²	W	90-68
Dec. 30	Appalachian State ²	W	77-76
Jan. 2	at East Tennessee State	W	77-71
Jan. 6	Morehead State	W	86-52
Jan. 8	UT-Chattanooga	W	79-73
Jan. 10	South Florida *	W	72-59
Jan. 12	Bradley	W	76-52
Jan. 15	at Tulane *	L	64-75
Jan. 17	at Southern Miss. *	L	62-93
Jan. 20	at Tennessee	L	51-88
Jan. 25	at James Madison	W	74-60
Jan. 28	Louisville *	W	72-54
Feb. 1	at Radford	W	72-63
Feb. 3	Charlotte *	W	65-53
Feb. 8	at Louisville *	W	57-53
Feb. 12	VCU *	W	64-54
Feb. 19	at South Florida *	L	64-77
Feb. 22	at VCU *	W	65-49
Feb. 26	Tulane *	W	71-65
Feb. 28	#19 Southern Miss. *	W	60-50
Mar. 3	at Charlotte *	W	60-37
Mar. 8	vs. VCU ³	W	61-46

Mar. 9	vs. Charlotte ³	W	63-55
Mar. 10	vs. #19 Southern Miss. ³	W	83-76
Mar. 16	Auburn ⁴	L	51-60

1 - Pepperdine Tournament - Malibu, Calif.
 2 - Diamond Club Classic - Blacksburg, Va.
 3 - Metro Tournament - Louisville, Ky.
 4 - NCAA Tournament - Blacksburg, Va.

1994-95

Coach: Carol Alfano
Record: 22-9; Metro: 10-2

Nov. 15	at Maryland ¹	W	68-53
Nov. 17	at SW Missouri State ²	L	45-61
Nov. 28	at Ohio	(OT) L	66-67
Dec. 1	Radford	W	72-42
Dec. 3	at UT-Chattanooga	W	64-45
Dec. 6	Winthrop	W	65-45
Dec. 19	vs. Michigan State ³	W	63-61
Dec. 20	vs. Oklahoma State ³	W	83-77
Dec. 21	vs. Texas Tech ³	L	47-68
Dec. 29	Furman ⁴	W	73-61
Dec. 30	#4 North Carolina ⁴	L	52-57
Jan. 2	at William & Mary	W	72-53
Jan. 6	at Louisville *	W	56-54
Jan. 8	at VCU *	W	54-51
Jan. 13	#9 Virginia	W	69-62
Jan. 15	South Florida *	W	72-52
Jan. 20	Charlotte *	W	68-55
Jan. 23	James Madison	W	68-54
Jan. 27	at Tulane *	L	62-72
Jan. 29	at Southern Miss. *	L	66-75
Feb. 3	at Charlotte *	W	63-54
Feb. 10	Southern Miss. *	W	64-63
Feb. 12	Tulane *	W	77-65
Feb. 17	VCU *	W	81-63
Feb. 19	at South Florida *	W	85-69
Feb. 22	#2 Tennessee	L	33-66
Feb. 26	Louisville *	W	68-60
Mar. 1	at West Virginia	W	82-66
Mar. 9	vs. Southern Miss. ⁵	L	66-67
Mar. 16	vs. St. Joseph's ⁶	W	62-52
Mar. 18	at #1 Connecticut ⁶	L	45-91

- 1 - Preseason WNIT - College Park, Md.
 2 - Preseason WNIT - Springfield, Mo.
 3 - San Juan Shootout - San Juan, P.R.
 4 - Diamond Club Classic - Blacksburg, Va.
 5 - Metro Tournament - Louisville, Ky.
 6 - NCAA Tournament - Storrs, Conn.

1995-96

Coach: Carol Alfano
Record: 11-17; Atlantic 10: 8-8

Nov. 24	at Stetson	L	77-83
Nov. 29	at Radford	L	64-81
Dec. 6	at #5 Virginia	L	38-80
Dec. 9	VCU	L	54-57
Dec. 19	at Northern Arizona ¹	L	50-80
Dec. 20	vs. Florida ¹	L	48-65
Dec. 29	Hampton ²	W	84-66
Dec. 30	Campbell ²	W	70-59

YEAR-BY-YEAR RESULTS

1996-97

Coach: Carol Alfano

Record: 10-21; Atlantic 10: 4-12

Nov. 21	UNC Greensboro	W	89-86
Nov. 29	vs. Michigan ¹	L	63-79
Nov. 30	vs. Pittsburgh ¹	L	63-72
Dec. 1	vs. Houston ¹	W	69-66
Dec. 5	James Madison	L	54-56
Dec. 11	Radford	L	83-84
Dec. 19	at Richmond	L	76-82
Dec. 29	vs. Cornell ²	W	73-50
Dec. 30	vs. Loyola (Md.) ²	W	58-55
Jan. 3	Iona	W	50-49
Jan. 6	at George Washington*	L	57-83
Jan. 8	at Appalachian State	L	58-67
Jan. 10	at Temple*	L	61-79
Jan. 12	St. Joseph's*	L	44-75
Jan. 16	at Xavier*	(OT) L	62-73
Jan. 18	at Dayton*	(2 OT) W	103-98
Jan. 21	George Washington*	L	44-82
Jan. 23	at La Salle*	L	40-69
Jan. 25	at Duquesne*	L	67-84
Jan. 29	Massachusetts*	L	52-54
Feb. 1	at Rhode Island*	L	58-69
Feb. 3	Fordham*	W	63-61
Feb. 6	#8 Virginia	L	41-90
Feb. 9	at St. Bonaventure*	L	63-75
Feb. 13	Dayton*	W	84-65
Feb. 15	Xavier*	L	54-65
Feb. 17	at VCU	L	60-65
Feb. 20	Duquesne*	W	70-62
Feb. 22	La Salle*	L	54-67
Feb. 25	vs. St. Bonaventure ³	W	83-78
Feb. 27	vs. La Salle ⁴	L	66-81

1 - Hawaiian Airlines Wahine Classic - Honolulu, Hawaii

2 - Diamond Club Classic - Blacksburg, Va.

3 - Atlantic 10 Tournament - St. Bonaventure, N.Y.

4 - Atlantic 10 Tournament - Philadelphia, Pa.

1997-98

Coach: Bonnie Henrickson

Record: 22-10; Atlantic 10: 11-5

Nov. 21	East Carolina	W	68-39
Nov. 25	at #12 Virginia	L	49-64
Nov. 28	vs. St. Mary's ¹	W	68-59
Nov. 29	vs. Villanova ¹	L	46-55
Dec. 2	Appalachian State	W	65-49
Dec. 4	at UNC Greensboro	W	88-74
Dec. 10	at Radford	W	84-67
Dec. 21	at James Madison	L	70-77
Dec. 29	UMBC	W	89-36
Dec. 30	Siena	L	64-69
Jan. 2	Rhode Island*	W	84-60
Jan. 4	Massachusetts*	L	56-58
Jan. 8	at Xavier*	L	74-83
Jan. 10	at Dayton*	W	75-64
Jan. 13	La Salle*	W	65-57
Jan. 17	at George Washington*	W	64-57
Jan. 24	St. Bonaventure*	W	84-73
Jan. 27	at Duquesne*	L	86-99
Jan. 29	George Washington*	W	67-55
Feb. 1	at La Salle*	W	67-55
Feb. 5	Dayton*	W	68-66
Feb. 9	Xavier*	L	68-69
Feb. 12	at St. Joseph's*	L	43-58
Feb. 14	at Temple*	W	69-51
Feb. 19	Duquesne*	W	79-78
Feb. 21	at Fordham*	W	59-44
Feb. 24	Fordham ²	W	79-40
Feb. 26	vs. St. Joseph's ³	W	67-62
Mar. 1	vs. George Washington ⁴	W	73-72
Mar. 2	vs. Massachusetts ⁴ (OT)	W	66-64
Mar. 14	vs. #24 Wisconsin ⁵	W	75-64
Mar. 16	vs. #12 Florida ⁵	L	57-89

1 - St. Mary's Thanksgiving Tipoff Classic - Moraga, Calif.

2 - Atlantic 10 Tournament - Blacksburg, Va.

3 - Atlantic 10 Tournament - Philadelphia, Pa.

4 - Atlantic 10 Tournament - Amherst, Mass.

5 - NCAA Tournament - Gainesville, Fla.

1998-99

Coach: Bonnie Henrickson

Record: 28-3; Atlantic 10: 15-1

Nov. 13	at Liberty	W	69-55
Nov. 15	at Duke	W	72-70

Nov. 22	Radford	W	86-52
Nov. 24	James Madison	W	72-54
Nov. 30	#18 Virginia	W	81-65
Dec. 3	at Appalachian State	W	69-60
Dec. 9	East Carolina	W	77-45
Dec. 12	Duquesne*	W	67-60
Dec. 21	George Mason	W	66-57
Dec. 28	Akron ¹	W	80-59
Dec. 29	Mississippi State ¹	W	73-52
Jan. 2	Fordham*	W	78-61
Jan. 4	Dayton*	W	76-59
Jan. 8	at Duquesne*	W	80-69
Jan. 10	George Washington*	W	74-65
Jan. 15	at St. Bonaventure*	W	87-64
Jan. 22	St. Joseph's*	W	65-56
Jan. 24	Temple*	W	89-69
Jan. 29	at Xavier*	L	67-71
Jan. 31	at Dayton*	W	68-60
Feb. 5	Xavier*	W	61-60
Feb. 7	La Salle*	W	70-57
Feb. 12	at Massachusetts*	W	67-51
Feb. 14	at Rhode Island*	W	64-62
Feb. 18	at La Salle*	W	70-57
Feb. 21	George Washington*	W	66-64
Feb. 27	vs. Dayton ² (3 OT)	W	73-72
Feb. 28	vs. Xavier ²	L	79-86
Mar. 13	vs. Saint Peter's ³	W	73-48
Mar. 15	vs. Auburn ³	W	76-61
Mar. 20	vs. #2 Tennessee ⁴	L	52-68

1 - Diamond Club Classic - Blacksburg, Va.

2 - Atlantic 10 Tournament - Philadelphia, Pa.

3 - NCAA Tournament - Blacksburg, Va.

4 - NCAA Tournament - Greensboro, N.C.

1999-00

Coach: Bonnie Henrickson

Record: 20-11; Atlantic 10: 12-6

Nov. 15	Liberty	W	60-45
Nov. 17	#5 Georgia ¹	L	60-65
Nov. 26	vs. Southern Utah ²	W	63-55
Nov. 27	at #14 Oregon ²	L	53-73
Nov. 30	Appalachian State	W	75-55
Dec. 2	at James Madison	W	66-50
Dec. 5	Duquesne*	W	78-42
Dec. 8	#18 Duke	L	61-70
Dec. 20	at Virginia	L	62-67
Dec. 29	Hampton ³	W	93-61
Dec. 30	Charlotte ³	W	72-61
Jan. 2	at Radford	W	66-42
Jan. 6	Rhode Island*	W	81-38
Jan. 9	George Washington*	L	64-76
Jan. 16	at La Salle*	W	76-57
Jan. 21	at Temple*	W	59-54
Jan. 23	at St. Joseph's*	W	62-53
Jan. 28	Dayton*	L	65-69
Jan. 30	Xavier*	L	60-64
Feb. 2	at George Washington*	L	58-73
Feb. 6	at Fordham*	W	75-52
Feb. 10	at Xavier*	L	46-68
Feb. 13	Massachusetts*	W	66-45
Feb. 17	St. Bonaventure*	W	73-56
Feb. 20	at Duquesne*	W	68-56
Feb. 24	La Salle*	W	64-57
Feb. 27	at Dayton*	W	68-63
Mar. 3	vs. Rhode Island ⁴ *	W	68-37
Mar. 4	vs. Massachusetts ⁴ *	L	54-58
Mar. 16	Georgia State ⁵	W	80-56
Mar. 18	Maryland ⁵ (OT)	L	60-68

1 - Preseason WNIT - Blacksburg, Va.

2 - Pepsi Shootout - Eugene, Ore.

3 - Virginia Lottery-Hokie Hardwood Classic - Blacksburg, Va.

4 - Atlantic 10 Tournament - Philadelphia, Pa.

5 - WNIT - Blacksburg, Va.

2000-01

Coach: Bonnie Henrickson

Record: 22-9; BIG EAST: 11-5

Nov. 17	Liberty	W	72-51
Nov. 21	James Madison	W	78-60
Nov. 25	vs. Michigan State ¹	W	50-36
Nov. 26	at Florida State ¹	L	57-77
Nov. 30	#17 Virginia	W	57-56
Dec. 2	at Richmond	W	77-74

Dec. 6	at #7 Rutgers*	L	53-61
Dec. 9	Radford	W	71-45
Dec. 18	at Clemson	L	59-80
Dec. 21	at Old Dominion	W	69-57
Dec. 28	UNC Asheville ²	W	85-47
Dec. 29	Maine ²	W	79-68
Jan. 3	#3 Notre Dame*	L	64-75
Jan. 7	Miami*	W	64-51
Jan. 13	at #3 Notre Dame*	L	55-75
Jan. 17	at Boston College*	W	64-52
Jan. 20	Georgetown*	W	79-50
Jan. 23	Villanova*	W	65-59
Jan. 31	at Syracuse*	W	48-46
Feb. 3	Providence*	W	65-54
Feb. 7	#3 Connecticut*	L	38-90
Feb. 11	Pittsburgh*	W	86-50
Feb. 14	at West Virginia*	W	92-53
Feb. 18	Boston College*	(OT) L	59-65
Feb. 21	Providence*	W	71-64
Feb. 24	at Seton Hall*	W	52-46
Feb. 27	at St. John's*	W	62-54
Mar. 4	vs. #21 Villanova ³	W	73-67
Mar. 5	vs. #1 Notre Dame ³	L	49-67
Mar. 16	vs. Denver ⁴	W	77-57
Mar. 18	vs. #12 Texas Tech ⁴	L	52-73

1 - Tallahassee Democrat Classic - Tallahassee, Fla.

2 - Lady Luck Classic - Blacksburg, Va.

3 - BIG EAST Tournament - Storrs, Conn.

4 - NCAA Tournament - Lubbock, Texas

2001-02

Coach: Bonnie Henrickson

Record: 21-11; BIG EAST: 9-7

Nov. 15	Richmond	W	76-62
Nov. 19	#16 Old Dominion	W	68-62
Nov. 24	vs. N.W. State ¹	W	71-46
Nov. 25	at #19 LSU	L	65-66
Nov. 29	at Virginia	L	58-60
Dec. 5	at Pittsburgh*	W	83-64
Dec. 8	at Liberty	W	56-40
Dec. 12	at Radford	W	80-46
Dec. 21	at James Madison	W	70-47
Dec. 28	Gardner-Webb ²	W	76-39
Dec. 29	Hampton ²	W	83-43
Jan. 3	Clemson	W	68-58
Jan. 5	Syracuse*	W	62-56
Jan. 9	Boston College*	W	73-52
Jan. 12	at Georgetown*	W	71-64
Jan. 16	West Virginia*	W	67-62
Jan. 19	St. John's*	W	69-50
Jan. 23	at Syracuse*	L	59-75
Jan. 26	at Notre Dame*	L	57-64
Jan. 29	#1 Connecticut*	L	50-59
Feb. 5	Miami*	W	72-60
Feb. 10	at #1 Connecticut*	L	42-77
Feb. 13	at Providence*	L	61-67
Feb. 17	Seton Hall*	W	74-52
Feb. 20	at Miami*	L	53-55
Feb. 23	at Villanova*	L	64-76
Feb. 26	Rutgers*	W	70-63
Mar. 2	at Rutgers ³	L	43-44
Mar. 13	UNC Greensboro ⁴	W	51-45
Mar. 16	George Washington ⁴	W	68-52
Mar. 20	Vermont ⁴	W	76-48
Mar. 23	vs. Houston ⁴ (2OT)	L	72-77

1 - Crayfish Classic - Baton Rouge, La.

2 - Lady Luck Classic - Blacksburg, Va.

3 - BIG EAST Tournament - Piscataway, N.J.

4 - WNIT - Blacksburg, Va.

2002-03

Coach: Bonnie Henrickson

Record: 22-10; BIG EAST: 10-6

Nov. 22	UNC Greensboro	W	54-46
Nov. 29	at Fla. International 1	L	70-79
Nov. 30	vs. Washington State 1	W	72-50
Dec. 3	Virginia	W	72-56
Dec. 7	James Madison (OT)	W	77-73
Dec. 11	at Maryland	W	60-57
Dec. 14	at Liberty	W	53-50
Dec. 21	at Old Dominion	L	49-63
Dec. 28	UT Martin 2	W	87-55
Dec. 29	Duquesne ²	W	66-52
Dec. 31	Radford	W	78-56

Jan. 4	Syracuse*	W	73-63
Jan. 7	at Villanova*	L	60-62
Jan. 12	at #2 Connecticut*	L	57-69
Jan. 15	Pittsburgh*	W	61-53
Jan. 18	at West Virginia*	W	55-48
Jan. 22	Rutgers*	(OT) W	66-64
Jan. 28	at Miami*	(OT) L	66-67
Feb. 1	Providence*	W	80-56
Feb. 4	at Seton Hall*	W	55-46
Feb. 9	Notre Dame*	W	53-50
Feb. 12	Georgetown*	W	78-46
Feb. 16	at #22 Boston College*	L	47-65
Feb. 22	#20 Villanova*	L	61-71
Feb. 26	at #23 Rutgers*	L	43-67
Mar. 1	West Virginia*	W	76-64
Mar. 4	at St. John's*	W	69-53
Mar. 8	vs. West Virginia ³	W	66-60
Mar. 9	vs. Boston College ³ (OT)	W	74-70
Mar. 10	vs. #1 Connecticut ³	L	54-71
Mar. 22	vs. Georgia Tech ⁴	W	61-59
Mar. 24	vs. #10 Purdue ⁴	L	62-80

1 - FIU Thanksgiving Classic - Miami, Fla.

2 - Lady Luck Classic - Blacksburg, Va.

3 - BIG EAST Tournament - Piscataway, N.J.

4 - NCAA Tournament - West Lafayette, Ind.

2003-04

Coach: Bonnie Henrickson

Record: 23-8; BIG EAST: 10-6

Nov. 21	Miami (Ohio)	W	77-60
Nov. 23	at #24 Virginia	W	63-62
Nov. 28	vs. Iowa State ¹	W	67-57
Nov. 29	vs. Mississippi State ¹	W	63-56
Dec. 3	Old Dominion	W	79-72
Dec. 7	at Alabama	W	68-51
Dec. 13	Maryland	W	63-43
Dec. 21	at James Madison	W	60-53
Dec. 28	Furman ²	W	83-70
Dec. 29	Wake Forest ²	W	70-59
Jan. 2	Liberty	W	52-45
Jan. 4	Providence*	W	64-34
Jan. 7	at Rutgers*	L	43-56
Jan. 10			

YEAR-BY-YEAR RESULTS

Jan. 24	#21 Florida State *	(2 OT) L	78-81
Jan. 28	at Virginia *	L	67-70
Jan. 31	Wake Forest *	W	74-64
Feb. 2	Richmond	W	79-63
Feb. 6	at Miami *	L	67-78
Feb. 11	at #8 North Carolina*	L	67-93
Feb. 13	Virginia*	L	58-61
Feb. 16	Georgia Tech*	W	73-48
Feb. 19	at #25 Florida State* (3 OT)	L	83-94
Feb. 24	at #23 Maryland *	W	87-79
Feb. 27	Miami *	W	90-45
Mar. 4	vs. Wake Forest ⁴	L	56-61
Mar. 20	vs. #16 DePaul ⁵	L	78-79

- 1 - Subway Basketball Classic - Minneapolis, Minn.
- 2 - Duel In The Desert - Las Vegas, Nev.
- 3 - Lady Luck Classic - Blacksburg, Va.
- 4 - ACC Tournament - Greensboro, N.C.
- 5 - NCAA Championships - College Park, Md.

2005-06

Coach: Beth Dunkenberger

Record: 21-10; Atlantic Coast: 6-8

Nov. 20	James Madison	W	86-71
Nov. 22	Old Dominion	W	76-69
Nov. 25	vs. Denver ¹	W	56-40
Nov. 26	at Southern Methodist ¹	W	87-61
Nov. 29	Evansville	W	79-59
Dec. 4	at Richmond	W	54-47
Dec. 7	at Radford	W	58-52
Dec. 10	Liberty	W	70-60
Dec. 19	vs. Western Michigan ²	W	69-65
Dec. 20	vs. Texas Tech ²	W	69-62
Dec. 28	vs. Longwood ³	W	89-70
Dec. 29	vs. Texas A&M CC ³	W	76-64
Jan. 2	at NC State *	L	44-65
Jan. 4	High Point	W	91-52
Jan. 8	#19 Boston College *	W	67-62
Jan. 16	Virginia *	L	59-78
Jan. 19	at Wake Forest *	(OT) L	71-77
Jan. 23	#6 Maryland *	L	62-68
Jan. 29	at Miami *	L	62-77
Feb. 2	at Virginia *	W	65-54
Feb. 6	#2 Duke *	L	62-73
Feb. 9	Clemson *	W	82-70
Feb. 13	at Florida State *	W	76-69
Feb. 17	#3 North Carolina *	L	75-84
Feb. 19	at Georgia Tech *	W	70-54
Feb. 22	at #1 Duke *	L	51-93
Feb. 26	Wake Forest *	W	76-42
Mar. 2	vs. Wake Forest ⁴	W	73-60
Mar. 3	vs. #2 Duke ⁴	L	56-69
Mar. 19	vs. Missouri ⁵	W	82-51
Mar. 21	vs. #8 Connecticut ⁵	L	56-79

- 1 - SMU Tournament - Dallas, Texas
- 2 - Caribbean Classic - Cancun, Mexico
- 3 - Lady Luck Classic - Blacksburg, Va.
- 4 - ACC Championships - Greensboro, N.C.
- 5 - NCAA Championships - University Park, Pa.

2006-07

Coach: Beth Dunkenberger

Record: 19-15; Atlantic Coast: 6-8

Nov. 10	Radford	L	60-67
Nov. 12	vs. Howard ¹	W	97-78
Nov. 13	vs. West Virginia ¹	W	60-56
Nov. 14	at #10 LSU ¹	L	40-70
Nov. 18	Delaware State	W	66-50
Nov. 24	vs. Iowa State ²	L	69-75
Nov. 25	vs. Tennessee Tech ²	W	87-52
Nov. 28	William & Mary	L	41-64
Dec. 2	Charlotte	W	80-68
Dec. 5	at Liberty	W	55-52
Dec. 18	East Tennessee State	W	78-64
Dec. 21	at UAB	L	59-70
Dec. 28	Winston-Salem State ³	W	43-33
Dec. 29	Detroit ³	W	71-57
Jan. 2	Wake Forest *	W	74-54
Jan. 4	at #2 North Carolina *	L	68-102
Jan. 7	#3 Duke *	L	54-86
Jan. 10	vs. UNC Greensboro	W	56-45
Jan. 15	Florida State *	L	60-70
Jan. 18	at Wake Forest *	W	74-34

Jan. 22	at Virginia *	W	60-58
Jan. 25	Miami *	W	78-71
Jan. 29	at #1 Duke *	L	65-75
Feb. 3	Morehead State	W	77-64
Feb. 5	Georgia Tech *	W	73-68
Feb. 8	at #6 Maryland *	L	58-68
Feb. 11	at Clemson *	L	69-73
Feb. 15	Virginia *	L	76-79
Feb. 18	NC State *	L	63-68
Feb. 23	at Boston College *	W	67-52
Mar. 1	vs. Boston College ⁴ (OT)	W	60-54
Mar. 2	vs. #4 North Carolina ⁴	L	60-90
Mar. 17	Western Carolina ⁵	W	74-64
Mar. 22	Auburn ⁵	L	73-81

- 1 - Basketball Travelers Classic - Baton Rouge, La.
- 2 - Pepperdine Thanksgiving Tournament - Malibu, Calif.
- 3 - Lady Luck Classic - Blacksburg, Va.
- 4 - ACC Championships - Greensboro, N.C.
- 5 - WNIT - Blacksburg, Va.

2007-08

Coach: Beth Dunkenberger

Record: 15-15; Atlantic Coast: 2-12

Nov. 11	High Point	W	103-64
Nov. 14	Winston-Salem State	W	67-43
Nov. 19	Liberty	W	73-68
Nov. 23	vs. USC ¹	L	64-65
Nov. 24	vs. Prairie View A&M ¹	W	74-66
Nov. 27	Wofford	W	75-60
Nov. 30	Minnesota ²	W	68-62
Dec. 2	UAB	W	77-71
Dec. 5	NC A&T	W	85-56
Dec. 16	at Charlotte	L	55-76
Dec. 20	vs. Texas-San Antonio ³	W	84-59
Dec. 21	vs. Robert Morris ³	W	76-67
Dec. 29	Furman ⁴	W	82-49
Dec. 30	East Carolina ⁴	W	72-46
Jan. 3	Boston College *	L	53-63
Jan. 6	at Florida State *	L	63-67
Jan. 10	#3 North Carolina *	L	59-79
Jan. 13	at Virginia *	L	59-70
Jan. 17	Clemson *	L	73-84
Jan. 20	Dartmouth	(OT) W	80-73
Jan. 25	at NC State *	L	50-60
Feb. 1	at #9 Duke *	L	50-85
Feb. 4	#4 Maryland *	(OT) L	71-74
Feb. 7	at Wake Forest *	L	50-67
Feb. 11	at Miami *	(OT) W	81-73
Feb. 17	Virginia *	L	53-62
Feb. 22	#12 Duke *	L	60-72
Feb. 29	at Georgia Tech *	L	43-76
Mar. 2	Wake Forest *	W	61-56
Mar. 6	vs. Boston College ⁵	L	47-57

- 1 - Junkanoo Jam - Freeport, Grand Bahamas
- 2 - Big Ten/ACC Challenge - Blacksburg, Va.
- 3 - Tulane DoubleTree Classic - New Orleans, La.
- 4 - Hokie Hardwood Classic - Blacksburg, Va.
- 5 - ACC Championships - Greensboro, N.C.

2008-09

Coach: Beth Dunkenberger

Record: 12-18; Atlantic Coast: 2-12

Nov. 14	UNC Greensboro	W	59-53
Nov. 18	Radford	W	78-54
Nov. 20	North Carolina Central	W	81-45
Nov. 23	at George Mason	W	69-52
Nov. 28	vs. St. Joseph's ¹	W	66-63
Nov. 29	at #17 Vanderbilt ¹	L	43-72
Dec. 4	at Wisconsin ²	L	52-61
Dec. 14	James Madison	(OT) W	72-70
Dec. 19	vs. IUPUI ³	L	52-64
Dec. 20	vs. SMU ³	L	56-63
Dec. 29	Lafayette ⁴	W	66-44
Dec. 30	Liberty ⁴	L	43-45
Jan. 5	Presbyterian	W	64-31
Jan. 8	Florida State *	L	63-67
Jan. 11	at Boston College *	L	62-73
Jan. 16	#4 Duke *	L	52-57
Jan. 18	at #12 Maryland *	L	79-96
Jan. 21	#16 Virginia *	L	69-75
Jan. 25	Longwood	W	73-57

Jan. 28	at Clemson *	W	65-61
Feb. 1	NC State *	L	46-57
Feb. 2	USC Upstate	(OT) W	68-62
Feb. 5	at #8 North Carolina *	L	77-93
Feb. 8	at #17 Virginia *	L	61-69
Feb. 12	Miami *	L	56-59
Feb. 15	at Wake Forest *	L	44-66
Feb. 19	at #7 Duke *	L	46-62
Feb. 22	Wake Forest *	W	79-55
Feb. 26	Georgia Tech *	(OT) L	68-73
Mar. 5	vs. #24 Virginia ⁵	L	57-66

- 1 - Vanderbilt Thanksgiving Tourn. - Nashville, Tenn.
- 2 - ACC/Big Ten Challenge - Madison, Wis.
- 3 - South Padre Is. Shootout - South Padre Is., Texas
- 4 - Hokie Hardwood Classic - Blacksburg, Va.
- 5 - ACC Championships - Greensboro, N.C.

2009-10

Coach: Beth Dunkenberger

Record: 15-15 Atlantic Coast: 4-10

Nov. 13	Longwood	W	77-55
Nov. 16	at VCU	L	58-72
Nov. 19	George Mason	W	70-41
Nov. 22	at James Madison	L	59-66
Nov. 25	at Radford	W	78-51
Nov. 28	Elon	W	82-46
Dec. 3	Michigan ¹	L	51-71
Dec. 6	North Carolina Central	W	85-44
Dec. 9	Mount St. Mary's	W	44-42
Dec. 19	vs. UAB ²	(OT) W	68-66
Dec. 20	at St. John's ²	L	62-75
Dec. 29	NIJT ³	W	67-51
Dec. 30	Charlotte ³	W	56-54
Jan. 3	UMBC	W	74-44
Jan. 7	at Wake Forest *	L	63-66
Jan. 14	#10 North Carolina *	W	79-64
Jan. 18	#25 Virginia *	L	56-70
Jan. 21	at #6 Duke *	L	38-69
Jan. 24	at Miami *	W	73-69
Jan. 28	Maryland *	L	44-60
Jan. 31	at #25 Georgia Tech *	L	47-61
Feb. 5	Wake Forest *	L	51-58
Feb. 7	at NC State *	L	57-70
Feb. 11	Savannah State	W	68-41
Feb. 14	#8 Duke *	L	53-65
Feb. 18	at #10 Florida State *	L	68-78
Feb. 21	Boston College *	W	69-64
Feb. 25	Clemson *	W	70-69
Feb. 28	at #18 Virginia *	L	45-55
Mar. 4	vs. Boston College ⁴	L	57-66

- 1 - Big Ten/ACC Challenge - Blacksburg, Va.
- 2 - St. John's-Chartwells Holiday Classic - Queens, N.Y.
- 3 - Hilton Garden Classic - Blacksburg, Va.
- 4 - ACC Championships - Greensboro, N.C.

2010-11

Coach: Beth Dunkenberger

Record: 11-19 Atlantic Coast: 1-13

Nov. 12	Presbyterian	W	59-52
Nov. 14	Wofford	W	93-53
Nov. 18	Elon	W	73-66
Nov. 21	VCU	(OT) W	63-61
Nov. 25	vs. Florida Gulf Coast ¹	L	65-73
Nov. 26	vs. #20 Iowa ¹	L	43-72
Dec. 2	at Minnesota ²	L	58-63
Dec. 5	Winthrop	W	53-48
Dec. 11	Robert Morris	L	52-66
Dec. 18	at William & Mary	(OT) W	94-78
Dec. 21	Radford	W	68-54
Dec. 29	Alcorn State ³	W	87-44
Dec. 30	Vanderbilt ³	W	74-68
Jan. 2	at Charlotte	L	58-60
Jan. 7	#24 Florida State *	L	48-79
Jan. 9	Miami *	L	56-69
Jan. 13	at Wake Forest *	L	54-62
Jan. 16	#3 Duke *	L	43-57
Jan. 23	at Virginia *	L	37-72
Jan. 27	#25 Georgia Tech *	L	57-78
Jan. 30	at #15 North Carolina *	L	51-76
Feb. 3	at Boston College *	L	71-76
Feb. 6	Wake Forest *	L	56-60
Feb. 10	Longwood	W	62-54
Feb. 14	at Clemson *	W	68-56

Feb. 17	NC State *	L	66-81
Feb. 20	at #7 Duke *	L	40-90
Feb. 24	at #15 Maryland *	L	48-61
Feb. 27	Virginia *	(OT) L	71-73
Mar. 3	vs. Georgia Tech ⁴	L	58-81

- 1 - Caribbean Challenge - Cancun, Mexico
- 2 - Big Ten/ACC Challenge - Blacksburg, Va.
- 3 - Hilton Garden Hokie Classic - Blacksburg, Va.
- 4 - ACC Championships - Greensboro, N.C.

2011-12

Coach: Dennis Wolff

Record: 7-23 Atlantic Coast: 3-13

Nov. 11	at Old Dominion	W	77-65
Nov. 16	Charlotte	(OT) L	65-71
Nov. 19	at George Washington	W	55-48
Nov. 21	William & Mary	L	59-78
Nov. 25	at St. Mary's ¹	L	47-60
Nov. 26	vs. Minnesota ¹	L	64-65
Nov. 30	at Iowa ²	L	47-58
Dec. 6	at Penn State	L	28-65
Dec. 11	N.C. Central	W	70-52
Dec. 18	at UCF	L	32-41
Dec. 21	at Florida Gulf Coast	L	41-69
Dec. 28	Cincinnati ³	L	55-66
Dec. 29	UMBC ³	W	57-52
Jan. 2	at Clemson *	W	55-33
Jan. 5	at Boston College *	W	38-35
Jan. 8	Florida State *	L	40-75
Jan. 12	at Virginia *	L	39-52
Jan. 15	#7 Duke *	L	34-61
Jan. 19	#24 North Carolina *	L	37-56
Jan. 23	at #10 Miami *	L	48-79
Jan. 26	at #8 Maryland *	W	75-69
Jan. 29	N.C. State *	L	53-65
Feb. 3	Clemson *	(OT) L	51-55
Feb. 5	at Florida State *	L	60-78
Feb. 13	Boston College *	L	60-64
Feb. 15	at #5 Duke *	L	45-67
Feb. 19	Virginia *	L	40-66
Feb. 23	#17 Georgia Tech *	L	66-76
Feb. 26	at Wake Forest *	L	39-68
Mar. 1	vs. Wake Forest ⁴	L	74-80

- 1 - SMC Concord Hilton Tournament - Moraga, Calif.
- 2 - Big Ten/ACC Challenge - Iowa City, Iowa
- 3 - Hilton Garden Hokie Classic - Blacksburg, Va.
- 4 - ACC Championships - Greensboro, N.C.

2012-13

Coach: Dennis Wolff

Record: 7-23 Atlantic Coast: 3-13

Nov. 9	Old Dominion	L	35-55
Nov. 14	Appalachian State	W	71-68
Nov. 18	at Michigan State	L	29-57
Nov. 25	George Washington	W	50-31
Nov. 28	Wisconsin ¹	W	47-38
Dec. 1	Longwood	W	73-58
Dec. 5	at Richmond	L	51-65
Dec. 12	#11 Penn State	L	41-60
Dec. 16	Florida Gulf Coast	L	56-63
Dec. 22	Wake Forest *	W	73-52
Dec. 28	North Carolina A&T	W	58-39
Dec. 30	Hampton	W	55-45
Jan. 3	at Virginia *	L	48-52
Jan. 6	at #15 North Carolina *	L	45-48
Jan. 10	Boston College *	L	

ALL-TIME SERIES

Opponent	Record	Streak		Last Meeting
Air Force	1-0	Won 1	W	75-70 Nov. 27, 1991
Akron	2-0	Won 2	W	80-59 Dec. 28, 1998
Alabama	2-0	Won 2	W	72-59 Dec. 4, 2004
Alcorn State	1-0	Won 1	W	87-44 Dec. 29, 2010
American	1-1	Won 1	W	92-57 Dec. 4, 1981
Appalachian State	12-2	Won 4	W	71-68 Nov. 14, 2012
Auburn	1-5	Lost 1	#L	73-81 Mar. 22, 2007
Boston College	10-9	Lost 2	L	46-53 Jan. 10, 2013
Bradley	2-0	Won 2	W	76-62 Jan. 12, 1994
Bridgewater	2-1	Won 1	W	70-58 Dec. 6, 1978
Campbell	1-0	Won 1	W	70-59 Dec. 30, 1995
Carson Newman	1-0	Won 1	W	71-56 Dec. 19, 1980
Charleston	9-3	Won 8	W	77-50 Feb. 17, 1989
Charlotte	13-11	Lost 2	L	65-71 OT Nov. 16, 2011
Chattanooga	3-0	Won 3	W	64-45 Dec. 28, 2011
Cincinnati	12-11	Lost 1	L	55-66 Feb. 23, 1991
Clemson	7-8	Lost 3	L	46-51 Feb. 17, 2013
Colgate	2-0	Won 2	W	94-50 Dec. 30, 1987
Colorado State	1-0	Won 1	W	73-69 Dec. 19, 1993
Connecticut	1-10	Lost 9	L	56-79 Mar. 21, 2006
Cornell	1-0	Won 1	W	73-50 Dec. 29, 1996
Dartmouth	1-0	Won 1	W	80-73 OT Jan. 20, 2008
Davidson	1-0	Won 1	W	87-62 Dec. 30, 2004
Dayton	11-2	Won 1	W	68-63 Feb. 27, 2000
Delaware	2-0	Won 2	W	74-61 Dec. 20, 1985
Delaware State	1-0	Won 1	W	66-50 Nov. 18, 2006
DePaul	1-1	Lost 1	^L	78-79 Mar. 20, 2005
Detroit	1-1	Won 1	W	71-57 Dec. 29, 2006
Denver	2-0	Won 2	W	56-40 Nov. 25, 2005
Drexel	1-0	Won 1	W	92-41 Dec. 29, 1992
Duke	2-21	Lost 19	L	33-77 Feb. 14, 2013
Duquesne	8-3	Won 6	W	66-52 Dec. 29, 2002
East Carolina	4-2	Won 3	W	72-46 Dec. 30, 2007
East Tennessee State	9-7	Won 4	W	78-64 Dec. 18, 2006
Eastern Illinois	0-1	Lost 1	L	65-70 Nov. 24, 1990
Elon	2-0	Won 2	W	73-66 Nov. 18, 2010
Emory & Henry	3-0	Won 3	W	75-59 Feb. 25, 1978
Evansville	1-0	Won 1	W	79-59 Nov. 29, 2005
Florida	0-2	Lost 2	^L	57-89 Mar. 16, 1998
Florida Gulf Coast	0-3	Lost 3	L	56-63 Dec. 16, 2012
Florida International	0-1	Lost 1	L	70-79 Nov. 29, 2002
Florida State	10-21	Won 1	W	72-52 Feb. 24, 2013
Fordham	8-0	Won 8	W	80-67 Jan. 6, 2005
Furman	3-0	Won 3	W	82-49 Dec. 29, 2007
Gardner-Webb	2-0	Won 2	W	76-39 Dec. 28, 2001
George Mason	5-2	Won 3	W	70-41 Nov. 19, 2009
George Washington	11-10	Won 3	W	50-31 Nov. 25, 2012
Georgetown	4-2	Won 1	W	56-47 Mar. 6, 2004
Georgia	0-3	Lost 3	L	60-65 Nov. 17, 1999
Georgia Southern	1-0	Won 1	W	84-61 Dec. 20, 1983
Georgia State	1-0	Won 1	W	80-56 Mar. 16, 2000
Georgia Tech	5-6	Won 1	W	63-61 Feb. 8, 2013
Hampton	4-0	Won 4	W	55-45 Dec. 30, 2012
High Point	2-0	Won 2	W	103-64 Nov. 11, 2007
Houston	1-2	Lost 1	#L	72-77 2OT Mar. 23, 2002
Howard	3-0	Won 3	W	97-78 Nov. 12, 2006
Illinois	0-1	Lost 1	L	66-68 Nov. 30, 1991
Iona	1-0	Won 1	W	50-49 Jan. 3, 1997
Iowa	1-2	Lost 2	L	47-58 Nov. 30, 2011
Iowa State	1-1	Lost 1	L	69-75 Nov. 24, 2006
IUPUI	0-1	Lost 1	L	52-64 Dec. 19, 2008
James Madison	22-13	Lost 1	L	59-66 Nov. 22, 2009
Kentucky	1-1	Won 1	W	76-66 Feb. 19, 1989
La Salle	7-4	Won 6	W	64-57 Feb. 24, 2000
Lafayette	1-0	Won 1	W	66-44 Dec. 29, 2008
Lamar	0-1	Lost 1	L	54-71 Nov. 23, 1990
Lenoir-Rhyne	0-1	Lost 1	L	73-87 Feb. 1, 1979
Liberty	14-1	Lost 1	L	43-45 Dec. 30, 2008
Longwood	8-1	Won 7	W	73-58 Dec. 1, 2012
Louisville	17-15	Won 4	W	68-60 Feb. 26, 1995
Loyola (Md.)	1-0	Won 1	W	58-55 Dec. 30, 1996
LSU	1-2	Lost 2	L	40-70 Nov. 14, 2006
Maine	1-0	Won 1	W	79-68 Dec. 29, 2000
Marshall	8-1	Won 8	W	84-78 Dec. 30, 1992
Maryland	6-8	Lost 1	L	45-74 Jan. 13, 2013
Memphis	8-11	Won 7	W	77-73 Feb. 2, 1991
Mercer	2-0	Won 2	W	117-84 Feb. 16, 1987
Miami	6-11	Lost 5	L	39-45 Mar. 7, 2013
Miami (Ohio)	1-0	Won 1	W	77-60 Nov. 21, 2003
Michigan	0-2	Lost 2	L	51-71 Dec. 3, 2009
Michigan State	2-1	Lost 1	L	29-57 Nov. 18, 2012
Minnesota	1-3	Lost 2	L	64-65 Nov. 26, 2011
Mississippi	0-2	Lost 2	L	57-60 Dec. 29, 1987
Mississippi State	4-1	Won 4	W	63-56 Nov. 29, 2003
Missouri	1-0	Won 1	^W	82-51 Mar. 19, 2006
Missouri State	0-1	Lost 1	L	45-61 Nov. 17, 1994
Morehead State	6-0	Won 6	W	77-64 Feb. 3, 2007
Mount St. Mary's	1-0	Won 1	W	44-42 Dec. 9, 2009

Opponent	Record	Streak		Last Meeting
N.C. State	0-13	Lost 13	L	39-58 Jan. 24, 2013
NJIT	1-0	Won 1	W	67-51 Dec. 29, 2009
Norfolk State	4-3	Won 4	W	73-37 Jan. 12, 1981
North Carolina	3-16	Lost 4	L	50-72 Feb. 22, 2013
North Carolina A&T	2-0	Won 2	W	58-39 Dec. 27, 2012
North Carolina Central	3-0	Won 3	W	70-52 Dec. 11, 2011
Northern Arizona	0-1	Lost 1	L	50-80 Dec. 19, 1995
Northwestern	1-1	Lost 1	L	64-70 Dec. 20, 1986
Northwestern State (La.)	1-0	Won 1	W	71-46 Nov. 24, 2001
Notre Dame	1-5	Lost 1	L	40-53 Jan. 10, 2004
Ohio	1-3	Lost 1	L	66-67 OT Nov. 28, 1994
Oklahoma State	1-0	Won 1	W	83-77 Dec. 20, 1994
Old Dominion	7-20	Lost 1	L	35-55 Nov. 9, 2012
Oregon	0-1	Lost 1	L	53-73 Nov. 27, 1999
Penn State	0-3	Lost 3	L	41-60 Dec. 12, 2012
Pittsburgh	5-2	Won 5	W	85-55 Feb. 28, 2004
Prairie View A&M	1-0	Won 1	W	74-66 Nov. 24, 2007
Presbyterian	2-0	Won 2	W	59-52 Nov. 12, 2010
Providence	5-1	Won 3	W	77-56 Feb. 21, 2004
Purdue	0-1	Lost 1	^L	62-80 Mar. 23, 2003
Queens College	1-0	Won 1	W	100-51 Dec. 27, 1981
Radford	22-9	Won 3	W	68-54 Dec. 21, 2010
Randolph-Macon	1-0	Won 1	W	76-64 Jan. 30, 1986
Rhode Island	4-2	Won 4	W	68-37 Mar. 3, 2000
Richmond	5-5	Lost 1	L	51-65 Dec. 5, 2012
Roanoke College	3-0	Won 3	W	100-67 Feb. 20, 1982
Robert Morris	1-1	Lost 1	L	52-66 Dec. 11, 2010
Rutgers	2-4	Lost 2	L	43-56 Jan. 7, 2004
Savannah State	1-0	Won 1	W	68-41 Feb. 11, 2010
Seton Hall	5-0	Won 5	W	48-42 Feb. 18, 2004
Siena	0-1	Lost 1	L	64-69 Dec. 30, 1997
SMU	1-1	Lost 1	L	56-63 Dec. 20, 2008
South Carolina	6-15	Lost 1	L	51-66 Feb. 16, 1991
South Florida	8-1	Won 2	W	85-69 Feb. 19, 1995
Southern California	0-1	Lost 1	L	64-65 Nov. 23, 2007
Southern Miss	12-18	Won 1	W	105-40 Dec. 28, 2004
Southern Utah	1-0	Won 1	W	63-55 Nov. 26, 1999
St. Bonaventure	5-1	Won 4	W	73-56 Feb. 17, 2000
St. Francis (Pa.)	1-0	Won 1	W	77-62 Dec. 12, 2004
St. John's	4-3	Lost 1	L	62-75 Dec. 20, 2009
St. Joseph's (Pa.)	5-3	Won 4	W	66-63 Nov. 28, 2008
St. Louis	1-1	Lost 1	L	65-72 Feb. 6, 1981
St. Mary's (Calif.)	1-1	Lost 1	L	47-60 Nov. 25, 2011
St. Peter's (N.J.)	1-0	Won 1	^W	73-48 Mar. 13, 1999
Stetson	0-1	Lost 1	L	77-83 Nov. 24, 1995
Syracuse	4-2	Won 2	W	75-60 Jan. 31, 2004
Temple	4-2	Won 3	W	59-54 Jan. 21, 2000
Tennessee	0-7	Lost 7	^L	52-68 Mar. 20, 1999
Tennessee Tech	1-1	Won 1	W	87-52 Nov. 25, 2006
Texas A&M-Corpus Christi	1-0	Won 1	W	76-64 Dec. 29, 2005
Texas-San Antonio	1-0	Won 1	W	84-59 Dec., 20, 2007
Texas Tech	2-2	Won 2	W	69-62 Dec. 20, 2005
Towson	1-0	Won 1	W	92-61 Dec. 29, 1990
Tulane	9-8	Won 1	W	77-65 Feb. 12, 1995
UAB	2-1	Won 2	W	68-66 OT Dec. 19, 2009
UCF	0-1	Lost 1	L	32-41 Dec. 18, 2011
UMass	4-5	Lost 1	L	54-58 Mar. 4, 2000
UMBC	3-0	Won 3	W	57-52 Dec. 29, 2011
UNC Asheville	1-0	Won 1	W	85-47 Dec. 28, 2000
UNCG	7-1	Won 6	W	59-53 Nov. 14, 2008
USC Upstate	1-0	Won 1	W	68-62 OT Feb. 2, 2009
UT-Martin	1-0	Won 1	W	87-55 Dec. 28, 2002
Valparaiso	1-0	Won 1	W	64-57 Nov. 19, 2004
Vanderbilt	1-2	Won 1	W	74-68 Dec. 30, 2010
Vermont	1-0	Won 1	#W	76-48 Mar. 20, 2002
Villanova	3-4	Won 1	W	63-50 Jan. 14, 2004
Virginia	8-41	Lost 14	L	47-50 Feb. 10, 2013
Virginia Commonwealth	17-9	Won 1	W	63-61 OT Nov. 21, 2010
Virginia State	2-3	Won 2	W	62-45 Dec. 11, 1980
Virginia Union	2-3	Lost 2	L	51-55 Feb. 21, 1981
Wake Forest	10-11	Won 2	W	62-52 Feb. 28, 2013
Washington State	1-0	Won 1	W	72-50 Nov. 30, 2002
West Virginia	11-5	Won 1	W	60-56 Nov. 13, 2006
West Virginia State	1-0	Won 1	W	93-40 Nov. 25, 1989
West Virginia Wesleyan	2-0	Won 2	W	100-46 Mar. 20, 2002
Western Carolina	3-0	Won 3	#W	74-64 Mar. 17, 2007
Western Michigan	2-0	Won 2	W	69-65 Dec. 19, 2005
William & Mary	12-3	Lost 1	L	59-78 Nov. 21, 2011
Wingate	1-0	Won 1	W	58-43 Dec. 1, 1992
Winston-Salem State	2-0	Won 2	W	67-43 Nov. 14, 2007
Winthrop	3-0	Won 3	W	53-48 Dec. 5, 2010
Wisconsin	2-1	Won 1	W	47-38 Nov. 28, 2012
Wofford	2-0	Won 2	W	93-53 Nov. 14, 2010
Xavier	2-9	Lost 3	L	46-68 Feb. 10, 2000
Yale	1-0	Won 1	W	95-66 Jan. 9, 1982
Youngstown State	0-1	Lost 1	L	81-92 Jan. 18, 1992

2013-14 opponents in Bold - ^NCAA Tournament game - #WNIT game

YEAR-BY-YEAR

VS. ALL OPPONENTS

Air Force

Virginia Tech leads 1-0
H: 0-0 | A: 1-0 | N: 0-0

11/27/91	W, 70-50	A
----------	----------	---

Akron

Virginia Tech leads series 2-0
H: 2-0 | A: 0-0 | N: 0-0

12/21/91	W, 78-60	H
12/28/98	W, 80-59	H

Alabama

Virginia Tech leads series 2-0
H: 1-0 | A: 1-0 | N: 0-0

12/7/03	W, 68-51	A
12/4/04	W, 72-59	H

Alcorn State

Virginia Tech leads series 1-0
H: 1-0 | A: 0-0 | N: 0-0

12/29/10	W, 87-44	H
----------	----------	---

American

Series tied 1-1
H: 0-1 | A: 0-1 | N: 0-0

2/2/79	L, 72-73	H
12/4/81	W, 92-57	A

Appalachian State

Virginia Tech leads series 12-2
H: 8-0 | A: 4-2 | N: 0-0

11/17/79	W, 78-55	A
2/19/81	L, 58-64	H
1/6/82	W, 64-57	A
1/17/83	W, 92-79	A
1/7/84	W, 95-76	H
2/15/85	W, 79-75	A
1/15/86	W, 90-74	H
11/28/87	W, 79-71	H
12/30/93	W, 77-76	H
1/8/97	L, 58-67	A
12/2/97	W, 65-49	A
12/3/98	W, 69-60	A
11/30/99	W, 75-55	H
11/14/12	W, 71-68	H

Auburn

Auburn leads series 1-5
H: 0-4 | A: 0-1 | N: 0-0

12/18/84	L, 60-75	H ¹
12/22/85	L, 62-83	H ¹
2/14/87	L, 53-81	A
3/16/94	L, 51-60	H ²
3/15/99	W, 76-61	H ²
3/22/07	L, 73-81	H ³

1 - Marriott-Converse Christmas Classic (Blacksburg, Va.)
 2 - NCAA Tournament (Blacksburg, Va.)
 3 - WNIT (Blacksburg, Va.)

Boston College

Virginia Tech leads series 10-9
H: 4-4 | A: 3-3 | N: 3-2

12/29/89	W, 74-65	N ¹
1/17/01	W, 64-52	A
2/18/01	L, 59-65 OT	H
1/9/02	W, 73-52	H
2/16/03	L, 47-65	A
3/9/03	W, 74-70 OT	N ²
1/24/04	W, 80-64	H
1/8/06	W, 67-62	H
2/23/07	W, 67-52	A
3/1/07	W, 60-54 OT	N ³
1/3/08	L, 53-63	H
3/6/08	L, 47-57	N ³
1/11/09	L, 62-73	A
2/21/10	W, 69-64	H
3/4/10	L, 57-66	N ³
2/3/11	L, 71-76	A
1/5/12	W, 38-35	A
2/13/12	L, 60-64	H
1/10/13	L, 46-53	H

1 - Dole Pineapple Classic (Richmond, Va.)
 2 - BIG EAST Tournament (Piscataway, N.J.)
 3 - ACC Tournament (Greensboro, N.C.)

Bradley

Virginia Tech leads series 2-0
H: 1-0 | A: 0-0 | N: 1-0

11/26/88	W, 75-57	N ¹
1/12/94	W, 76-52	H

1 - Carrier Classic (Syracuse, N.Y.)

Bridgewater

Virginia Tech leads series 2-1
H: 0-1 | A: 2-0 | N: 0-0

12/14/76	W, 59-55	A
12/7/77	L, 65-77	H
12/6/78	W, 70-58	A

Campbell

Virginia Tech leads series 1-0
H: 0-0 | A: 0-0 | N: 1-0

12/30/95	W, 70-59	H ¹
----------	----------	----------------

1 - Diamond Club Classic (Blacksburg, Va.)

Carson Newman

Virginia Tech leads series 1-0
H: 0-0 | A: 0-0 | N: 1-0

12/19/80	W, 71-56	N ¹
----------	----------	----------------

1 - ETSU Christmas Tournament (Johnson City, Tenn.)

Charleston (W.Va.)

Virginia Tech leads series 9-3
H: 1-0 | A: 1-0 | N: 0-0

1/16/78	L, 78-81	H
11/29/78	L, 69-82	A
2/11/80	W, 66-59	H
2/14/81	L, 58-60	A
12/19/81	W, 88-74	H
12/18/82	W, 81-64	A
11/26/83	W, 101-85	H
12/14/84	W, 109-81	A
12/21/85	W, 84-68	H ¹
12/5/86	W, 76-52	H ¹
1/23/88	W, 67-65	A
2/17/89	W, 77-50	H

1 - Converse Christmas Classic (Blacksburg, Va.)

Charlotte

Virginia Tech leads series 13-11
H: 7-5 | A: 4-6 | N: 2-0

1/13/79	L, 65-67	H
1/26/80	L, 61-66	H
1/14/81	L, 67-69	A
2/8/83	W, 66-60	A
11/23/85	W, 92-65	H
2/24/86	L, 62-71	A
2/4/88	L, 55-69	H
2/21/89	W, 78-57	A
1/18/92	L, 53-75	H
3/7/92	L, 57-86	A
3/11/92	W, 67-61	N ¹
2/1/93	L, 44-81	A
3/4/93	W, 76-70	H
2/3/94	W, 65-53	H
3/3/94	W, 60-37	A
3/9/94	W, 63-55	N ¹
1/20/95	W, 68-55	H
2/3/95	W, 63-54	A
12/30/99	W, 72-61	H ²
12/2/06	W, 80-69	H
12/16/07	L, 55-76	A
12/30/09	W, 56-54	H ³
1/2/11	L, 58-60	A
11/16/11	L, 65-71 OT	H

1 - Metro Conference Tournament (Louisville, Ky.)
 2 - Virginia Lottery-Hokie Hardwood Classic (Blacksburg, Va.)
 3 - Hilton Garden Classic (Blacksburg, Va.)

Chattanooga

Virginia Tech leads series 3-0
H: 2-0 | A: 1-0 | N: 1-0

12/17/84	W, 75-59	H ¹
1/8/94	W, 79-73	H
12/3/94	W, 64-45	A

1 - Marriott-Converse Christmas Classic (Blacksburg, Va.)

Cincinnati

Virginia Tech leads series 12-11
H: 8-3 | A: 4-7 | N: 0-1

12/19/79	L, 58-66	N ¹
2/24/80	L, 53-54	H
1/17/81	L, 58-78	A
1/31/82	L, 81-86	A
1/29/83	W, 86-63	H
2/11/83	L, 58-81	A
1/28/84	W, 92-86	A
2/10/84	W, 105-93	A
1/26/85	L, 79-90	H
2/7/85	W, 86-74	H
1/27/86	W, 81-71	H
2/8/86	L, 68-86	A
1/24/87	W, 85-55	A
2/21/87	W, 77-68 OT	H
1/18/88	L, 47-50	H
2/13/88	L, 62-74	A
1/9/89	W, 52-49	A
2/6/89	L, 50-66	H
1/27/90	W, 56-42	A
2/24/90	W, 72-59	H
1/26/91	W, 74-59	A
2/23/91	W, 55-52	H
12/28/11	L, 55-66	H ²

1 - Metro Conference Tournament (Tallahassee, Fla.)
 2 - Hilton Garden Inn Hokie Classic (Blacksburg, Va.)

Clemson

Clemson leads series 8-7
H: 3-4 | A: 4-4 | N: 0-0

12/29/84	L, 90-101	A
11/27/85	L, 76-77	H
12/18/00	L, 59-80	A
1/3/02	W, 68-58	H
1/20/05	W, 81-66	A
2/9/06	W, 82-70	H
2/11/07	L, 69-73	A
1/17/08	L, 73-84	H
1/28/09	W, 65-61	A
2/25/10	W, 70-69	H
2/14/11	W, 68-56	A
1/2/12	W, 55-33	H
2/3/12	L, 51-55 OT	A
2/31/13	L, 37-47	H
2/17/13	L, 46-51	A

Colgate

Virginia Tech leads series 2-0
H: 1-0 | A: 0-0 | N: 1-0

12/30/87	W, 94-50	N ¹
12/29/93	W, 90-68	H ²

1 - St. Peter's Tournament (Jersey City, N.J.)
 2 - Diamond Club Classic (Blacksburg, Va.)

Colorado State

Virginia Tech leads series 1-0
H: 0-0 | A: 0-0 | N: 1-0

12/19/93	W, 73-69	N ¹
----------	----------	----------------

1 - Pepperdine Tournament (Malibu, Calif.)

Connecticut

UConn leads series 1-10
H: 0-3 | A: 0-3 | N: 1-4

11/29/86	L, 69-71	N ¹
12/30/88	W, 65-63	N ²
3/18/95	L, 45-91	A ³
2/7/01	L, 38-90	H
1/29/02	L, 50-59	H
2/10/02	L, 42-77	A
1/12/03	L, 57-69	A
3/10/03	L, 54-71	N ⁴
1/27/04	L, 50-68	H
3/7/04	L, 34-48	N ⁵
3/21/06	L, 56079	N ⁶

1 - Lady Sunshine Classic (Orlando, Fla.)
 2 - Cardinal Classic (Stanford, Calif.)
 3 - NCAA Tournament (Storrs, Conn.)
 4 - BIG EAST Tournament (Piscataway, N.J.)
 5 - BIG EAST Championships (Hartford, Conn.)
 6 - NCAA Championships (University Park, Pa.)

Cornell

Virginia Tech leads series 1-0
H: 1-0 | A: 0-0 | N: 0-0

12/29/96	W, 73-50	H ¹
----------	----------	----------------

1 - Diamond Club Classic (Blacksburg, Va.)

Dartmouth

Virginia Tech leads series 1-0
H: 1-0 | A: 0-0 | N: 0-0

1/20/08	W, 80-73 OT	H
---------	-------------	---

Davidson

Virginia Tech leads series 1-0
H: 1-0 | A: 0-0 | N: 0-0

12/30/04	W, 87-62	H ¹
----------	----------	----------------

1 - Lady Luck Classic (Blacksburg, Va.)

Dayton

Virginia Tech leads series 11-2
H: 5-1 | A: 5-1 | N: 1-0

1/25/92	L, 71-75	A
2/10/92	W, 71-55	H
2/15/96	W, 66-59	A
2/24/96	W, 79-59	H
1/18/97	W, 103-98 2OT	A
2/13/97	W, 84-65	H
1/10/98	W, 76-64	A
2/5/98	W, 68-66	H
1/4/99	W, 76-59	H
1/31/99	W, 68-60	A
2/27/99	W, 73-72 3OT	N ¹
2/28/00	L, 65-69	H
2/27/00	W, 68-63	A

1 - Atlantic 10 Conference Tournament (Philadelphia, Pa.)

Delaware

Virginia Tech leads series 2-0
H: 1-0 | A: 0-0 | N: 1-0

12/5/80	W, 75-54	N ¹
12/20/85	W, 74-61	H ²

1 - George Washington Tournament (Washington, D.C.)
 2 - Marriott-Converse Christmas Classic (Blacksburg, Va.)

Delaware State

Virginia Tech leads series 1-0
H: 1-0 | A: 0-0 | N: 0-0

11/18/06	W, 66-50	H
----------	----------	---

Denver

Virginia Tech leads series 2-0
H: 0-0 | A: 0-0 | N: 2-0

3/16/01	W, 77-57	N ¹
11/25/05	W, 56-40	N ²

1 - NCAA Tournament (Lubbock, Texas)
 2 - Southern Methodist Tournament (Dallas, Texas)

DePaul

Series tied 1-1
H: 0-0 | A: 0-0 | N: 1-1

12/29/81	W, 62-61	N ¹
3/20/05	L, 78-79	N ²

1 - Queens College Tournament (Flushing, N.Y.)
 2 - NCAA Championships (College Park, Md.)

Detroit

Series Tied 1-1
H: 1-0 | A: 0-1 | N: 0-1

12/28/81	L, 47-65	N ¹
12/29/06	W, 71-57	H ²

1 - Queens College Tournament (Flushing, N.Y.)
 2 - Lady Luck Classic (Blacksburg, Va.)

Drexel

Virginia Tech leads series 1-0
H: 1-0 | A: 0-0 | N: 0-0

12/29/92	W, 92-41	H ¹
----------	----------	----------------

1 - Diamond Club Classic (Blacksburg, Va.)

Duke

Duke leads series 21-2
H: 1-9 | A: 1-11 | N: 0-1

1/24/81	W, 65-55	H
12/11/81	L, 58-71	A
12/5/92	L, 63-85	A ¹
11/17/98	W, 72-70	A
12/8/99	L, 61-70	H
1/9/05	L, 67-88	A
2/6/06	L, 62-73	H
2/22/06	L, 51-93	A
3/3/06	L, 56-69	N ²
1/7/07	L, 54-86	H
1/29/07	L, 65-75	A
2/1/08	L, 50-85	A
2/22/08	L, 60-72	H
1/16/09	L, 52-57	H
2/19/09	L, 46-62	A
1/21/10	L, 38-69	A
2/14/10	L, 53-65	H
1/16/11	L, 43-57	H
2/20/11	L, 40-90	A
1/15/12	L, 34-61	H
2/15/12	L, 45-67	A
1/16/13	L, 26-58	H
2/14/13	L, 33-77	H

1 - Duke Classic (Durham, N.C.)
 2 - ACC Tournament (Greensboro, N.C.)

Duquesne

Virginia Tech leads series 8-3
H: 6-0 | A: 2-3 | N: 0-0

1/20/96	L, 68-73	A
2/7/96	W, 65-56	H
1/25/97	L, 67-84	A
2/20/97	W, 70-62	H
1/27/98	L, 86-99	A
2/19/98	W, 79-78	H
12/12/98	W, 67-60	H
1/8/99	W, 80-69	A
12/5/99	W, 78-42	H

Fordham		
Virginia Tech leads series 8-0		
H: 5-0 A: 3-0 N: 0-0		
1/3/96	W, 75-59	A
3/1/96	W, 90-78 2OT	H ¹
2/3/97	W, 63-61	H
2/21/98	W, 59-44	A
2/24/98	W, 79-40	H ¹
1/2/99	W, 78-61	H
2/6/00	W, 75-52	A
1/6/05	W, 80-67	H
1 - Atlantic 10 Conference Tournament (Blacksburg, Va.)		

Furman		
Virginia Tech leads series 3-0		
H: 3-0 A: 0-0 N: 0-0		
12/29/94	W, 73-61	H ¹
12/28/03	W, 83-70	H ²
12/29/07	W, 82-49	H ³
1 - Diamond Club Classic (Blacksburg, Va.)		
2 - Lady Luck Classic (Blacksburg, Va.)		
3 - Virginia Tech Classic (Blacksburg, Va.)		

Gardner-Webb		
Virginia Tech leads series 2-0		
H: 2-0 A: 0-0 N: 0-0		
1/2/93	W, 89-59	H
12/28/01	W, 76-39	H ¹
1 - Lady Luck Classic (Blacksburg, Va.)		

George Mason		
Virginia Tech leads series 5-2		
H: 2-1 A: 3-1 N: 0-0		
12/13/86	W, 80-64	A
1/23/89	W, 67-49	H
12/6/89	L, 54-69	A
12/30/90	L, 56-57	H ¹
12/21/98	W, 66-57	A
11/23/08	W, 69-52	A
11/19/09	W, 70-41	H
1 - Diamond Club Classic (Blacksburg, Va.)		

George Washington		
Virginia Tech leads series 11-10		
H: 5-4 A: 4-6 N: 2-0		
12/19/77	W, 65-57	N ¹
1/26/79	L, 65-76	A
1/4/80	L, 53-57	H
12/6/80	L, 54-57	A ²
12/5/81	W, 73-54	A ³
12/12/87	L, 55-71	A
12/4/88	W, 51-35	H
1/13/96	L, 58-79	A
2/27/96	L, 60-64 OT	H
1/6/97	L, 57-83	A
1/21/97	L, 44-82	H
1/17/98	W, 64-57	A
1/29/98	W, 67-55	H
3/1/98	W, 73-72	N ⁴
1/10/99	W, 74-65	A
2/21/99	W, 66-64	H
1/9/00	L, 64-76	H
2/2/00	L, 58-73	A
3/16/02	W, 68-52	H ²
11/19/11	W, 55-48	A
11/25/12	W, 50-31	H
1 - VCU Christmas Tournament (Richmond, Va.)		
2 - George Washington Tournament (Washington, D.C.)		
3 - Belaire Classic (Washington, D.C.)		
4 - Atlantic 10 Conference Tournament (Amherst, Mass.)		
5 - WNIT (Blacksburg, Va.)		

Georgetown		
Virginia Tech leads series 4-2		
H: 2-0 A: 1-2 N: 1-0		
2/9/79	L, 57-62	A
1/20/01	W, 79-50	H
1/12/02	W, 71-64	A
2/12/03	W, 78-46	H
1/17/04	L, 50-70	A
3/6/04	W, 56-47	N ¹
1 - BIG EAST Championships (Hartford, Conn.)		

Georgia		
UGA leads series 3-0		
H: 0-1 A: 0-0 N: 0-2		
12/29/80	L, 50-65	N
12/27/86	L, 56-80	N ¹
11/17/99	L, 60-65	H ²
1 - Texaco/Wildcat Tournament (Villanova, Pa.)		
2 - Preseason WNIT (Blacksburg, Va.)		

Georgia Southern		
Virginia Tech leads series 1-0		
H: 1-0 A: 0-0 N: 0-0		
12/20/83	W, 84-61	H ¹
1 - Marriott-Converse Christmas Classic (Blacksburg, Va.)		

Georgia State		
Virginia Tech leads series 1-0		
H: 1-0 A: 0-0 N: 0-0		
3/16/00	W, 80-56	H ¹
1 - WNIT (Blacksburg, Va.)		

Georgia Tech		
Georgia Tech leads series 6-5		
H: 2-3 A: 2-3 N: 1-0		
3/22/03	W, 61-59	N ¹
2/16/05	W, 73-48	H
2/19/06	W, 70-54	A
2/5/07	W, 73-68	H
2/29/08	L, 43-76	A
2/26/09	L, 68-73 OT	H
1/31/10	L, 47-61	A
1/27/11	L, 57-78	H
3/3/11	L, 58-81	N ²
2/23/12	L, 66-76	H
2/8/13	W, 63-61	A
1 - NCAA Tournament (West Lafayette, Ind.)		
2 - ACC Tournament (Greensboro, N.C.)		

Hampton		
Virginia Tech leads series 4-0		
H: 4-0 A: 0-0 N: 0-0		
12/29/95	W, 84-66	H ¹
12/29/99	W, 93-61	H ²
12/29/01	W, 83-43	H ³
12/30/12	W, 55-45	H
1 - Diamond Club Classic (Blacksburg, Va.)		
2 - Virginia Lottery-Hokie Hardwood Classic (Blacksburg, Va.)		
3 - Lady Luck Classic (Blacksburg, Va.)		

High Point		
Virginia Tech leads series 2-0		
H: 2-0 A: 0-0 N: 0-0		
1/4/06	W, 91-52	H
11/11/07	W, 103-64	H

Houston		
Houston leads series 2-1		
H: 0-1 A: 0-0 N: 1-1		
12/29/88	L, 69-80	N ¹
12/1/96	W, 69-66	N ²
3/23/02	L, 72-77 2OT	H ³
1 - Cardinal Classic (Stanford, Calif.)		
2 - Hawaiian Airlines Wahine Classic (Honolulu, Hawaii)		
3 - WNIT (Blacksburg, Va.)		

Howard		
Virginia Tech leads series 3-0		
H: 1-0 A: 1-0 N: 1-0		
12/11/82	W, 78-54	H
12/10/83	W, 89-65	A
11/12/06	W, 97-78	N ¹
1 - Basketball Travelers Classic (Baton Rouge, La.)		

Illinois		
Illinois leads series 1-0		
H: 0-0 A: 0-0 N: 0-1		
11/30/91	L, 66-68	N ¹
1 - Coors Classic (Boulder, Colo.)		

Iona		
Virginia Tech leads series 1-0		
H: 1-0 A: 0-0 N: 0-0		
1/3/97	W, 50-49	H

Iowa		
Iowa leads series 1-2		
H: 1-0 A: 0-1 N: 0-1		
3/21/04	W, 89-76	H ¹
11/26/10	L, 43-72	N ²
11/30/11	L, 47-58	A ³
1 - NCAA Championships (Blacksburg, Va.)		
2 - Caribbean Challenge (Cancun, Mexico)		
3 - Big Ten/ACC Challenge (Iowa City, Iowa)		

Iowa State		
Series tied 1-1		
H: 0-0 A: 0-0 N: 1-1		
11/28/03	W, 67-57	N ¹
11/24/06	L, 69-75	N ²
1 - Virgin Islands Paradise Jam (St. Thomas, VI.)		
2 - Pepperdine Tournament (Malibu, Calif.)		

IUPUI		
IUPUI leads series 1-0		
H: 0-0 A: 0-0 N: 0-1		
12/19/08	L, 52-64	N ¹
1 - South Padre Island Shootout (South Padre Island, Texas)		

James Madison		
Virginia Tech leads series 22-13		
H: 13-4 A: 9-8 N: 0-1		
2/19/77	W, 56-46	H
3/3/77	L, 37-47	N ¹
2/16/78	L, 47-65	A
1/30/79	W, 57-49	H
3/1/79	L, 64-66	H ²
1/29/80	W, 62-55	A
1/28/81	W, 66-58	H
3/3/81	W, 71-65	A ³
2/10/82	W, 85-74	A
2/16/83	W, 57-47	H

2/21/84	L, 59-72	A
1/21/85	W, 73-62	H
2/5/86	L, 59-81	A
1/15/87	W, 63-61	H
1/25/88	L, 39-79	H
12/10/88	L, 49-72	H
2/17/90	W, 53-50 OT	A
1/21/91	L, 48-64	H
2/17/92	L, 62-75	A
2/9/93	W, 81-60	H
1/25/94	W, 74-60	A
1/23/95	W, 68-54	H
1/1/96	L, 58-75	H
12/5/96	L, 54-56	H
12/21/97	L, 70-77	A
11/24/98	W, 72-54	H
12/2/99	W, 66-50	A
11/21/00	W, 78-60	H
12/21/01	W, 70-47	A
12/7/02	W, 77-73 OT	H
12/21/03	W, 60-53	A
11/23/04	W, 80-67	H
11/20/05	W, 86-71	H
12/14/08	W, 72-70 OT	H
11/22/09	L, 59-66	A
1 - Virginia State Tournament (Norfolk, Va.)		
2 - Virginia State Tournament (Blacksburg, Va.)		
3 - Virginia State Tournament (Harrisonburg, Va.)		

Kentucky		
Series tied 1-1		
H: 1-0 A: 0-1 N: 0-0		
2/29/88	L, 79-80	A
2/19/89	W, 75-66	H

LaSalle		
Virginia Tech leads series 7-4		
H: 4-1 A: 3-3 N: 0-0		
2/25/96	W, 70-65	H
2/1/96	L, 53-77	A
1/23/97	L, 40-69	A
2/22/97	L, 54-67	H
2/27/97	L, 66-81	A ¹
1/13/98	W, 65-57	H
2/1/98	W, 67-55	A
2/7/99	W, 62-35	H
2/18/99	W, 70-57	A
1/16/00	W, 76-57	A
2/24/00	W, 64-57	H
1 - Atlantic 10 Conference Tournament (Philadelphia, Pa.)		

Lafayette		
Virginia Tech leads series 1-0		
H: 1-0 A: 0-0 N: 0-0		
12/29/08	W, 66-44	H ¹
1 - Hokie Hardwood Classic (Blacksburg, Va.)		

Lamar		
Lamar leads series 1-0		
H: 0-0 A: 0-0 N: 0-1		
11/23/90	L, 54-71	N ¹
1 - Florida International Tournament (Miami, Fla.)		

Lenoir-Rhyne		
LRU leads series 1-0		
H: 0-1 A: 0-0 N: 0-0		
2/1/79	L, 73-87	H ¹
1 - Virginia Tech Invitational (Blacksburg, Va.)		

Liberty		
Virginia Tech leads series 14-1		
H: 7-1 A: 7-0 N: 1-0		
2/16/82	W, 77-44	H
2/28/83	W, 78-74	A
1/8/90	W, 80-54	H
2/4/91	W, 77-56	A
11/13/98	W, 69-55	A
11/15/99	W, 60-45	H
11/17/00	W, 72-51	H
12/8/01	W, 56-40	A
12/14/02	W, 53-50	A
1/2/04	W, 52-45	H
12/7/04	W, 66-55	A
12/10/05	W, 70-60	H
12/5/06	W, 55-52	A
11/19/06	W, 73-68	H
12/30/08	L, 43-45	H ³
1 - Hokie Hardwood Classic (Blacksburg, Va.)		

Longwood		
Virginia Tech leads series 8-1		
H: 7-0 A: 1-1 N: 0-0		
1/25/77	W, 58-47	H
2/7/78	L, 59-68	A
2/15/79	W, 81-55	H
2/15/80	W, 75-58	H
12/28/05	W, 89-70	H ¹
1/25/09	W, 73-57	H
11/13/09	W, 77-55	H
2/10/11	W, 62-54	H
1/12/12	W, 73-58	H
1 - Lady Luck Classic (Blacksburg, Va.)		

Louisville		
Virginia Tech leads series 17-15		
H: 10-5 A: 7-7 N: 0-3		
1/10/81	L, 72-89	H
2/5/81	L, 64-81	N ¹
1/22/82	L, 68-72	H
1/31/83	W, 68-61	H
2/13/83	L, 54-63	A
1/30/84	L, 72-81	A
2/6/84	W, 93-61	H
3/6/84	L, 60-63	N ²
1/28/85	W, 79-74	A
2/10/85	L, 68-70	H
1/25/86	W, 89-75	H
2/10/86	L, 76-91	A
1/26/87	L, 66-71	A
2/23/87	W, 78-73	H
1/16/88	W, 68-67	A
2/15/88	W, 62-59	A
2/4/89	W, 73-62	A
3/4/89	W, 65-57	H

Missouri		
Virginia Tech leads series 1-0		
H: 0-0 A: 0-0 N: 1-0		
3/19/06	W, 82-51	N ¹
1 - NCAA Championships (University Park, Pa.)		

Missouri State		
MSU leads series 1-0		
H: 0-0 A: 0-1 N: 0-0		
11/17/94	L, 45-61	A ¹
1 - Preseason WNIT (Springfield, Mo.)		

Morehead State		
Virginia Tech leads series 6-0		
H: 3-0 A: 2-0 N: 1-0		
2/19/83	W, 61-60	H
1/16/84	W, 75-62	A
11/27/87	W, 59-52	N ¹
2/25/93	W, 94-88	A
1/6/94	W, 86-52	H
2/3/07	W, 77-64	H
1 - Appalachian State/Sheraton Classic (Boone, N.C.)		

Mount St. Mary's		
Virginia Tech leads series 1-0		
H: 1-0 A: 0-0 N: 0-0		
12/9/09	W, 44-42	H

N.C. State		
NCSU leads series 13-0		
H: 0-6 A: 0-6 N: 0-1		
11/24/80	L, 68-94	A
1/25/82	L, 47-48	H
12/6/82	L, 63-79	A
12/31/83	L, 63-64	N ¹
1/17/05	L, 75-76 OT	H
1/2/06	L, 44-65	A
2/18/07	L, 63-68	H
1/25/08	L, 50-60	A
2/1/09	L, 46-57	H
2/7/10	L, 57-70	A
2/17/11	L, 65-81	H
1/29/12	L, 53-65	H
1/24/13	L, 39-58	A
1 - Dogwood Classic (Fayetteville, N.C.)		

NJIT		
Virginia Tech leads series 1-0		
H: 1-0 A: 0-0 N: 0-0		
12/29/09	W, 67-51	H ¹
1 - Hilton Garden Inn Classic (Blacksburg, Va.)		

Norfolk State		
Virginia Tech leads series 4-3		
H: 3-1 A: 1-2 N: 0-0		
1/15/77	L, 55-58	H
3/4/77	L, 49-56	A ¹
1/21/78	L, 68-86	A
1/12/79	W, 83-62	H
3/3/79	W, 70-53	H ²
1/18/80	W, 65-61	A
1/12/81	W, 73-37	H
1 - Virginia State Tournament (Norfolk, Va.)		
2 - Virginia State Tournament (Blacksburg, Va.)		

North Carolina		
UNC leads series 16-3		
H: 2-5 A: 0-9 N: 1-2		
11/28/79	L, 73-82	A
2/13/82	W, 76-74	H
2/21/83	L, 83-100	A
12/30/83	L, 52-74	N ¹
12/1/84	W, 74-73	N ²
12/4/85	L, 73-75	A
12/19/91	L, 62-76	A
12/30/94	L, 52-57	H ³
2/11/05	L, 67-93	A
2/17/06	L, 75-84	H
1/4/07	L, 68-102	A
3/2/07	L, 60-90	N ⁴
1/10/08	L, 59-79	H
2/5/09	L, 77-93	A
1/14/10	W, 79-64	H
1/30/11	L, 51-76	A
1/19/12	L, 37-56	H
1/6/13	L, 45-48	A
2/22/13	L, 50-72	H
1 - Dogwood Classic (Fayetteville, N.C.)		
2 - Salem, Va.		
3 - Diamond Club Classic (Blacksburg, Va.)		
4 - ACC Tournament (Greensboro, N.C.)		

North Carolina A&T		
Virginia Tech leads series 2-0		
H: 2-0 A: 0-0 N: 0-0		
12/5/07	W, 85-56	H
12/28/12	W, 58-39	H

North Carolina Central		
Virginia Tech leads series 3-0		
H: 3-0 A: 0-0 N: 0-0		
11/20/08	W, 81-45	H
12/6/09	W, 85-44	H
12/11/11	W, 70-52	H

Northern Arizona		
NAU leads series 1-0		
H: 0-0 A: 0-1 N: 0-0		
12/19/95	L, 50-80	A ²
1 - Woodlands Plaza Classic (Flagstaff, Ariz.)		

Northwestern		
Series tied 1-1		
H: 1-0 A: 0-0 N: 0-1		
12/22/83	W, 85-77	H ¹
12/20/86	L, 64-70	N ²
1 - Marriott-Converse Christmas Classic (Blacksburg, Va.)		
2 - Old Dominion Classic (Norfolk, Va.)		

Northwestern State (La.)		
Virginia Tech leads series 1-0		
H: 0-0 A: 0-0 N: 1-0		
11/24/01	W, 71-46	N ¹
1 - Crawfish Classic (Baton Rouge, La.)		

Notre Dame		
Notre Dame leads series 5-1		
H: 1-1 A: 0-3 N: 0-1		
1/3/01	L, 64-75	H
1/13/01	L, 55-75	A
3/5/01	L, 49-67	N ¹
1/26/02	L, 57-64	A
2/9/03	W, 53-50	H
1/10/04	L, 40-53	L
1 - BIG EAST Tournament (Storrs, Conn.)		

Ohio		
Ohio leads series 3-1		
H: 1-0 A: 0-1 N: 0-2		
11/24/84	L, 77-79	N ¹
12/2/89	L, 55-62	N ²
12/4/93	W, 75-60	H
11/28/94	L, 66-67 OT	A
1 - Tennessee Tech Classic (Cookeville, Tenn.)		
2 - Roger I. White Invitational (Evanston, Ill.)		

Oklahoma State		
Virginia Tech leads series 1-0		
H: 0-0 A: 0-0 N: 1-0		
12/20/94	W, 83-77	N ¹
1 - San Juan Shootout (San Juan, P.R.)		

Old Dominion		
ODU leads series 20-7		
H: 3-9 A: 4-10 N: 0-1		
2/2/77	L, 39-82	A
1/27/78	L, 48-108	H
3/2/78	L, 53-83	A ¹
2/8/79	L, 47-91	A
2/5/80	L, 52-78	H
2/23/81	L, 39-85	A
3/6/81	L, 54-65	N ²
12/7/81	L, 45-82	H
12/20/82	L, 53-84	A
3/1/84	L, 67-100	H
1/30/85	L, 76-86	A
11/30/85	W, 73-72	A
12/19/86	L, 54-76	A ³
1/20/88	L, 56-77	H
12/17/88	L, 63-68	A
12/21/89	L, 72-84	H
12/8/90	L, 69-80	A
12/7/91	L, 55-71	H
12/19/92	W, 76-63	A
12/21/00	W, 69-57	A
11/19/01	W, 68-62	H
12/21/02	L, 49-63	A
12/3/03	W, 79-72	H
11/27/04	L, 56-87	A
11/22/05	W, 76-69	H
11/11/11	W, 77-65	A
11/9/12	L, 35-55	H
1 - Virginia State Tournament (Norfolk, Va.)		
2 - Virginia State Tournament (Harrisonburg, Va.)		
3 - Old Dominion Classic (Norfolk, Va.)		

Oregon		
Oregon leads series 1-0		
H: 0-0 A: 0-1 N: 0-0		
11/27/99	L, 53-73	A ¹
1 - Pepsi Shootout (Eugene, Ore.)		

Penn State		
PSU leads series 3-0		
H: 0-2 A: 0-1 N: 0-0		
3/23/04	L, 48-61	H ¹
12/6/11	L, 28-66	A
12/12/12	L, 41-60	H
1 - NCAA Championships (Blacksburg, Va.)		

Pittsburgh		
Virginia Tech leads series 5-2		
H: 3-0 A: 2-1 N: 0-1		
2/19/80	L, 54-76	A
11/30/96	L, 63-72	N ¹
2/11/01	W, 86-50	W
12/5/01	W, 83-64	A
1/15/03	W, 61-53	H
1/21/04	W, 67-57	A
2/28/04	W, 85-55	H
1 - Hawaiian Airlines Wahine Classic (Honolulu, Hawaii)		

Prairie View A&M		
Virginia Tech leads series 1-0		
H: 0-0 A: 0-0 N: 1-0		
11/24/07	W, 74-66	N ¹
1 - Junkaroo Jam (Freeport, Bahamas)		

Presbyterian		
Virginia Tech leads series 2-0		
H: 2-0 A: 0-0 N: 0-0		
1/5/09	W, 64-31	H
11/12/10	W, 59-52	H

Providence		
Virginia Tech leads series 5-1		
H: 3-0 A: 2-1 N: 0-0		
2/3/01	W, 65-54	A
2/21/01	W, 71-64	H
2/13/02	L, 61-67	A
2/1/03	W, 80-56	H
1/4/04	W, 64-34	H
2/21/04	W, 77-56	A

Purdue		
Purdue leads series 1-0		
H: 0-0 A: 0-1 N: 0-0		
3/23/03	L, 62-80	A ¹
1 - NCAA Tournament (West Lafayette, Ind.)		

Queens (N.Y.)		
Virginia Tech leads series 1-0		
H: 0-0 A: 1-0 N: 0-0		
12/27/81	W, 100-51	A ¹
1 - Queens College Tournament (Flushing, N.Y.)		

Radford		
Virginia Tech leads series 22-9		
H: 12-4 A: 10-5 N: 1-0		
1/12/77	L, 50-60	A
1/24/78	L, 52-73	H
2/20/78	L, 68-81	A
2/14/79	L, 60-66	H
2/23/80	W, 63-62	A
11/28/81	W, 81-63	H
12/9/82	W, 73-63	A
2/27/85	W, 71-64	H
2/18/86	L, 81-86	A
12/6/86	W, 64-55	H ¹
2/10/88	W, 77-74	A
3/1/89	W, 71-59	H
2/28/90	W, 66-54	A
2/21/91	W, 87-49	H
2/12/92	L, 72-75	A
1/20/93	W, 81-68	H
2/1/94	W, 72-63	A
12/1/94	W, 72-42	H
11/29/95	L, 64-81	A
12/11/96	L, 83-84	H
12/10/97	W, 84-67	A
11/22/98	W, 86-52	H
1/2/00	W, 66-42	A
12/9/00	W, 71-45	H
12/12/01	W, 80-46	A
12/31/02	W, 78-56	H
12/7/05	W, 58-52	A
11/10/06	L, 60-67	H
11/18/08	W, 78-54	H
11/25/09	W, 78-51	A
12/21/10	W, 68-54	H
1 - Converse Christmas Classic (Blacksburg, Va.)		

Randolph-Macon		
Virginia Tech leads series 1-0		
H: 1-0 A: 0-0 N: 0-0		
1/30/86	W, 76-64	H

Rhode Island		
Virginia Tech leads series 4-2		
H: 2-1 A: 1-1 N: 1-0		
2/10/96	L, 63-68	H
2/1/97	L, 58-69	A
1/2/98	W, 84-60	H
2/14/99	W, 64-62	A
1/6/00	W, 81-38	H
3/3/00	W, 68-37	N ¹
1 - Atlantic 10 Conference Tournament (Philadelphia, Pa.)		

Richmond		
Series tied 5-5		
H: 3-1 A: 2-4 N: 0-0		
12/5/87	W, 70-58	H
1/4/89	L, 54-79	A
12/30/89	L, 58-66	A ¹
2/20/96	L, 55-64	H
12/19/96	L, 76-82	A
12/2/00	W, 77-74	A
11/15/01	W, 76-62	H
2/2/05	W, 79-63	H
12/4/05	W, 54-47	A
12/5/12	L, 51-65	A
1 - Dole Pineapple Classic (Richmond, Va.)		

Roanoke College		
Virginia Tech leads series 3-0		
H: 1-0 A: 2-0 N: 0-0		
2/15/77	W, 71-68	H
2/28/78	W, 76-56	A
2/20/82	W, 100-67	A

Robert Morris		
Series tied 1-1		
H: 0-1 A: 0-0 N: 1-0		
12/21/07	W, 76-67	N ¹
12/11/10	L, 52-66	H
1 - Tulane Tournament (New Orleans, La.)		

Rutgers		
Rutgers leads series 4-2		
H: 2-0 A: 0-4 N: 0-0		
12/6/00	L, 53-6	

3/2/04	W, 69-38	H
12/20/09	L, 62-75	A ³
1 - Queens College Holiday Classic (Flushing, N.Y.)		
2 - Roger I. White Invitational (Evanston, Ill.)		
3 - St. John's-Chartwells Holiday Classic (Queens, N.Y.)		

St. Joseph's (Pa.)

Virginia Tech leads series 5-3

H: 1-1 | A: 2-2 | N: 2-0

3/16/95	W, 62-52	N ¹
2/3/96	L, 50-57	A
1/12/97	L, 44-75	H
2/12/98	L, 43-58	A
2/26/98	W, 67-62	A ²
1/22/99	W, 65-56	H
1/23/00	W, 62-53	A
11/28/08	W, 66-63	N ²

- 1 - NCAA Tournament (Storrs, Conn.)
- 2 - Atlantic 10 Conference Tournament (Philadelphia, Pa.)
- 3 - Vanderbilt Thanksgiving Tournament (Nashville, Tenn.)

St. Louis

Series tied 1-1

H: 0-0 | A: 0-0 | N: 1-1

12/18/79	W, 71-60	N ¹
2/6/81	L, 65-72	N ²
1 - Metro Holiday Tournament (Tallahassee, Fla.)		
2 - Metro Conference Tournament (New Orleans, La.)		

St. Mary's (Calif.)

Series tied 1-1

H: 0-0 | A: 1-1 | N: 0-0

11/27/97	W, 68-59	A ¹
11/25/11	L, 47-60	A ¹
1 - St. Mary's Thanksgiving Classic (Moraga, Calif.)		

St. Peter's (N.J.)

Virginia Tech leads series 1-0

H: 1-0 | A: 0-1 | N: 0-0

3/13/99	W, 73-48	H ¹
1 - NCAA Tournament (Blacksburg, Va.)		

Stetson

Stetson leads series 1-0

H: 0-0 | A: 0-1 | N: 0-0

11/24/95	L, 77-83	A
----------	----------	---

Syracuse

Virginia Tech leads series 4-2

H: 2-0 | A: 2-2 | N: 0-0

11/27/88	L, 75-76 OT	A ¹
1/31/01	W, 48-46	A
1/5/02	W, 62-56	H
1/23/02	L, 59-75	A
1/4/03	W, 73-63	H
1/31/04	W, 75-60	A
1 - Carrier Classic (Syracuse, N.Y.)		

Temple

Virginia Tech leads series 4-2

H: 2-0 | A: 2-1 | N: 0-1

12/28/82	L, 83-85 2OT	N ¹
2/12/96	W, 86-49	H
1/10/97	L, 61-79	A
2/14/98	W, 69-51	A
2/24/99	W, 89-69	H
1/21/00	W, 59-54	A
1 - Queens College Holiday Classic (Flushing, N.Y.)		

Tennessee

UT leads series 7-0

H: 0-3 | A: 0-3 | N: 0-1

1/4/83	L, 47-56	H
1/10/84	L, 63-77	A
11/28/89	L, 55-81	A
12/3/90	L, 54-64	H
1/20/94	L, 51-88	A
2/22/95	L, 33-66	H
3/20/99	L, 52-68	N ¹
1 - NCAA Tournament (Greensboro, N.C.)		

Tennessee Tech

Series tied 1-1

H: 0-0 | A: 0-1 | N: 1-0

11/23/84	L, 79-94	A ¹
11/25/06	W, 87-52	N ²
1 - Tennessee Tech Classic (Cookeville, Tenn.)		
2 - Pepperdine Tournament (Malibu, Calif.)		

Texas A&M Corpus Christi

Virginia Tech leads series 1-0

H: 1-0 | A: 0-0 | N: 0-0

12/29/05	W, 76-64	H ¹
1 - Lady Luck Classic (Blacksburg, Va.)		

Texas San Antonio

Virginia Tech leads series 1-0

H: 0-0 | A: 0-0 | N: 1-0

12/20/07	W, 84-59	N ¹
1 - Tulane Tournament (New Orleans, La.)		

Texas Tech

Series tied 2-2

H: 0-0 | A: 0-1 | N: 2-1

12/21/94	L, 47-68	N ¹
3/18/01	L, 52-73	A ²
12/19/04	W, 71-70 OT	N ³
12/20/05	W, 69-62	N ⁴
1 - San Juan Shootout (San Juan, P.R.)		
2 - NCAA Tournament (Lubbock, Texas)		
3 - Duel in the Desert (Las Vegas, Nev.)		
4 - Caribbean Classic (Cancun, Mexico)		

Towson

Virginia Tech leads series 1-0

H: 1-0 | A: 0-0 | N: 0-0

12/29/90	W, 92-61	H ¹
1 - Diamond Club Classic (Blacksburg, Va.)		

Tulane

Virginia Tech leads series 9-8

H: 6-1 | A: 2-6 | N: 1-1

1/29/82	L, 64-72	N ¹
2/25/82	W, 62-52	N ²
2/25/84	L, 59-64	A
1/10/85	W, 104-64	H
1/13/86	L, 77-89 OT	A
1/20/90	W, 82-59	H
3/3/90	W, 70-53	A
1/14/91	W, 64-54	A
2/11/91	W, 67-41	H
2/1/92	L, 56-59	A
2/29/92	L, 43-63	H
1/16/93	W, 80-57	H
2/15/93	L, 65-79	A
1/15/94	L, 64-75	A
2/26/94	W, 71-65	H
1/27/95	L, 62-72	A
2/12/95	W, 77-65	H
1 - Cincinnati, Ohio		
2 - Metro Conference Tournament (Memphis, Tenn.)		

UAB

Virginia Tech leads series 2-1

H: 1-0 | A: 0-1 | N: 1-0

12/21/06	L, 59-70	A
12/2/07	W, 77-71	H
12/19/09	W, 68-66 OT	N ¹
1 - St. John's-Chartwells Holiday Classic (Queens, N.Y.)		

UCF

UCF leads series 1-0

H: 0-0 | A: 0-1 | N: 0-0

12/18/11	L, 32-41	A
----------	----------	---

UMass

UMass leads series 5-4

H: 1-3 | A: 2-1 | N: 1-1

12/28/86	W, 86-63	N ¹
1/18/96	L, 47-65	A
3/2/96	L, 42-64	H ²
1/29/97	L, 52-54	H
1/4/98	L, 56-58	H
3/2/98	W, 66-64 OT	A ³
2/12/99	W, 67-51	A
2/13/00	W, 66-45	H
3/4/00	L, 54-58	N ⁴
1 - Texaco/Wildcat Tournament (Villanova, Pa.)		
2 - Atlantic 10 Conference Tournament (Blacksburg, Va.)		
3 - Atlantic 10 Conference Tournament (Amherst, Mass.)		
4 - Atlantic 10 Conference Tournament (Philadelphia, Pa.)		

UMBC

Virginia Tech leads series 3-0

H: 3-0 | A: 0-0 | N: 0-0

12/29/97	W, 89-36	H ¹
1/3/10	W, 74-44	H
12/29/11	W, 57-52	H ²
1 - Diamond Club Classic (Blacksburg, Va.)		
2 - Hilton Garden Inn Hokie Classic (Blacksburg, Va.)		

UNC Asheville

Virginia Tech leads series 1-0

H: 1-0 | A: 0-0 | N: 0-0

12/28/00	W, 85-47	H ¹
1 - Lady Luck Classic (Blacksburg, Va.)		

UNCG

Virginia Tech leads series 7-1

H: 5-0 | A: 1-1 | N: 1-0

12/30/91	W, 84-65	H ¹
1/6/93	L, 54-63	A
11/21/96	W, 89-86	H
12/4/97	W, 88-74	A
3/13/02	W, 51-45	H ²
11/22/02	W, 54-46	H
1/10/07	W, 56-45	A
11/14/08	W, 59-53	H
1 - Diamond Club Classic (Blacksburg, Va.)		
2 - WNIT (Blacksburg, Va.)		

USC Upstate

Virginia Tech lead series 1-0

H: 1-0 | A: 0-0 | N: 0-0

2/2/09	W, 68-62 OT	H
--------	-------------	---

UT Martin

Virginia Tech leads series 1-0

H: 1-0 | A: 0-0 | N: 0-0

12/28/02	W, 87-55	H ¹
1 - Lady Luck Classic (Blacksburg, Va.)		

Valparaiso

Virginia Tech leads series 1-0

H: 0-0 | A: 0-0 | N: 1-0

11/19/04	W, 64-57	N ¹
1 - Subway Basketball Classic (Minneapolis, Minn.)		

Vanderbilt

Vanderbilt leads series 1-2

H: 0-0 | A: 0-0 | N: 0-1

11/29/91	L, 63-78	N ¹
11/29/08	L, 43-72	A ²
12/30/10	W, 74-68	H ³
1 - Coors Classic (Boulder, Colo.)		
2 - Vanderbilt Thanksgiving Tournament (Nashville, Tenn.)		
3 - Hilton Garden Inn Classic (Blacksburg, Va.)		

Vermont

Virginia Tech leads series 1-0

H: 1-0 | A: 0-0 | N: 0-0

3/20/02	W, 76-48	H ¹
1 - WNIT (Blacksburg, Va.)		

Villanova

Villanova leads series 4-3

H: 2-1 | A: 0-2 | N: 1-1

11/29/97	L, 46-55	N ¹
1/23/01	W, 65-59	H
3/4/01	W, 73-67	N ²
2/23/02	L, 64-76	A
1/7/03	L, 60-62	A
2/22/03	L, 61-71	H
1/14/04	W, 63-50	H
1 - St. Mary's Thanksgiving Tipoff Classic (Moraga, Calif.)		
2 - BIG EAST Conference Tournament (Storrs, Conn.)		

Virginia

Virginia leads series 41-8

H: 4-15 | A: 3-19 | N: 1-7

12/9/76	L, 52-54	A
2/24/77	L, 58-67	H
1/9/78	L, 39-54	A
3/3/78	L, 38-58	N ¹
1/17/79	L, 58-64	H
1/14/80	L, 39-48	N ²
1/3/81	L, 43-58	N ³
3/7/81	L, 41-49	N ⁴
2/6/82	W, 63-56	N ⁵
1/8/83	L, 66-70	A
1/4/84	L, 70-88	N ⁶
1/16/85	L, 62-74	A
12/10/85	L, 58-87	N ⁷
12/9/86	L, 43-73	A
12/8/87	L, 57-74	H
11/29/88	L, 73-75	A
1/3/90	L, 77-79	H
11/28/90	L, 44-93	A
12/8/92	L, 59-93	H
12/8/93	L, 66-78	H
1/13/95	W, 69-62	H
12/6/95	L, 38-80	A
2/6/97	L, 41-90	A
11/25/97	L, 49-64	A
11/30/98	W, 81-65	H
12/20/99	L, 62-67	H
11/30/00	W, 57-56	H
11/29/01	L, 58-60	A
12/3/02	W, 72-56	H
11/23/03	W, 63-62	A
1/28/05	L, 67-70	H
2/13/05	L, 58-61	H
1/16/06	L, 59-78	H
2/2/06	W, 65-54	A
1/22/07	W, 60-58	A
2/15/07	L, 76-79	H
1/13/08	L, 57-70	H
2/17/08	L, 53-62	H
1/21/09	L, 69-75	H
2/8/09	L, 61-69	A
3/5/09	L, 57-66	N ⁸
1/18/10	L, 56-70	H
2/28/10	L, 46-55	A
1/23/11	L, 37-72	A
2/27/11	L, 71-73 OT	H
1/12/12	L, 39-52	A
2/19/12	L, 40-66	H
1/3/13	L, 48-52	A
2/10/13	L, 47-50	H
1 - Virginia State Tournament (Norfolk, Va.)		
2 - Richmond, Va.		
3 - Roanoke, Va.		
4 - Virginia State Tournament (Harrisonburg, Va.)		
5 - ACC Tournament (Greensboro, N.C.)		

Washington State

Virginia Tech leads series 1-0

H: 0-0 | A: 0-0 | N: 1-0

11/30/02	W, 72-50	N ¹
1 - FIU Thanksgiving Classic (Miami, Fla.)		

West Virginia Wesleyan

Virginia Tech leads series 2-0

H: 2-0 | A: 0-0 | N: 0-0

1/22/79	W, 83-78	H
11/18/80	W, 100-46	H

Western Carolina

Virginia Tech leads series 3-0

H: 2-0 | A: 1-0 | N: 0-0

1/11/93

LETTERWINNERS

WOMEN'S BASKETBALL BECAME A VARSITY SPORT AT VIRGINIA TECH STARTING WITH THE 1976-77 SEASON.

Name	Years Played	Name	Years Played	Name	Years Played	Name	Years Played
Kim Albany	.1978-82	Utahya Drye	.2006-10	Shavena Jamieron	.1987-91	Fran Pfister	.1981-83
Maria Albertsson	.1998-99	Rayna DuBose	.2001-05	Nicole Jones	.1999-02	Lisa Price	.1977-80
Britney Anderson	.2003-07	Tammie Edwards	.1979-83	Cyndi Justice	.1987-91	Fran Recchia	.2001-05
Jackie Ansley	.1981-84	Lauren Evans	.2012-	Denise Kayajian	.1986-88	Abby Redick	.2009-11
Taylor Ayers	.2009-11	Nia Evans	.2010-	Angie Kelly	.1982-86	Jenny Root	.1991-95
Michelle Bain	.1984-88	Alyssa Fenyn	.2009-13	Gail Kelly	.1976-78	Caroline Sadler	.1979-81
Sherry Banks	.1994-97	Megan Finnerty	.2002-06	Alex Kiss-Rusk	.2012-13	Missy Sallade	.1986-90
Elizabeth Basham	.2007-11	Brandy Fowler	.2002-04	Ieva Kublina	.2000-04	Wendy Sanders	.1986-88
Mary Beth Bergmann	.1987-91	Judy Fowler	.1991-93	A.J. Lemaitre	.2005-08	Kerry Sarver	.2011-13
Sandy Berry	.1978-81	Jeni Garber	.1988-91	Brittany Lewis	.2008-09	Erica Scott	.1989-91
Thea Bertola	.1976-77	Karen Garbis	.1976-79	Pauline Landes	.1978-81	Joely Scott	.1989-92
Lindsey Biggs	.2006-10	Kerri Gardin	.2002-06	Cynthia Lee	.1992-95	Kim Seaver	.1996-00
Kelly Bradley	.1977-79	Terri Garland	.1992-95	Robin Lee	.1981-85	Davina Simmons	.2000-04
Noreen Brennan	.1981-85	Erin Gibson	.2001-05	Lisa Leftwich	.1991-95	Benita Smith	.1985-89
Eleanor Brentnall	.2006-07	Mary Gilligan	.1979-80	Missy Lemons	.1997-00	Dayna Sonovick	.1987-89, 91-92
Taiqua Brittingham	.1981-85	Brittany Gordon	.2007-11	Amy Lingenfelder	.2001-02	Sis Spriggs	.1978-81
Latisia Brown	.1988-92	Angie Gray	.1992-95	Emily Lipton	.1999-03	Chrystal Starling	.1999-03
Stacy Brown	.1993-96	Shani Grey	.2007-2010	Lakeisha Logan	.2006-10	Debbie Stovall	.1977-78
Peg Bunger	.1976-79	Stephanie Green	.1985-89	Sue Logsdon	.1990-94	Christina Strother	.1999-01
Kristin Burke	.1996-97	Lisa Griffith	.1989-93	Alexis Lloyd	.2012-13	Monet Tellier	.2010-
Kelley Burrier	.1992-93	Lisa Guarneri	.2000-02	Reneé Maitland	.1995-98	Debbie Thomas	.1976-77
Amy Byrne	.1986-90	Porchia Hadley	.2009-	Christie Marrone	.2004-05	Phyllis Tonkin	.1988-92
Tajiah Campbell	.2012-	Amber Hall	.2005-09	Carrie Mason	.2002-06	Uju Ugoka	.2012-
Stephanie Carter	.1991-95	Cathy Hall	.1976-78	Candy Michel	.1988-90	Joyce Waddy	.1983-87
Dawn Chriss	.2002-06	Larryqua Hall	.2011-13	Tracy Miller	.1980-85	Linda Walther	.1976-78
Kelsey Conyers	.2011-	Lisa Haney	.1984-88	Brittany Montgomery	.2010-12	Susan Walvius	.1982-86
Brittany Cook	.2004-08	Kathy Hanover	.1979-83	Barb Morris	.1976-78	Dana Walvius	.1986-90
Kirby Copeland	.2003-07	Shanel Harrison	.2008-11	Suzanne Mott	.1984-88	Amy Wetzel	.1998-01
Maureen Corrigan	.1980-82	Laura Haskins	.2005-09	Vionca Murray	.2006-07	Kyani White	.2010-11
Sonya Dalton	.1979-80	Sarah Hicks	.1998-02	Rachel Nichols	.2011-13	Julie Williams	.1979-81
Nikki Davis	.2008-11	Sarah Hillyer	.1989-90	Sandra Nichols	.1981-83	Katrina Williams	.1999-00
Renee Dennis	.1983-87	LaTorri Hines-Allen	.2010-12	Lynette Nolley	.1995-98	Tere Williams	.1997-01
Nare Diawara	.2003-07	Michelle (Hollister)		Katie O'Connor	.1996-99	Aerial Wilson	.2009-13
Angela Donnell	.1991-95	Housewright	.1995-96, 98-99	Christi Osborne	.1991-95	Lisa Witherspoon	.1996-99
Maureen Donovan	.1983-87	Meg Hunter	.1997-98	Jamie Osborne	.1985-88		
Kelly Drinka	.1996-99	Donna Hylton	.1976-79	Mollie Owings	.1999-02		
		Roshana Jackson	.2004-06	Susan Pellicoro	.1980-84		

VIRGINIA TECH SPORTS HALL OF FAME

AMY WETZEL DOOLAN MOST RECENTLY ENTERED THE HALL OF FAME IN 2012



Renee Dennis is Tech's all-time leading scorer (1,791) and was inducted in 1997.

Amy Byrne holds the record for most points in a season (561) and was enshrined in 2001.

Robin Lee is 11th on the all-time scoring list and was inducted into the Hall of Fame on Nov. 25, 2005.

Christi Osborne was inducted in 2006 after an outstanding career which saw her score 1,500 career points.



Jenny Root became the fifth women's basketball inductee on Sept. 25, 2007. Root is fourth on the career scoring list with 1,582.

Lisa Witherspoon is the Hokies' all-time assists leader with 635 and was enshrined on Nov. 20, 2009.

Tere Williams, the Hokies' all-time leader in rebounds and the first Tech women's basketball player to be selected in the WNBA Draft. She was inducted on Oct. 7, 2011.

Amy Wetzel Doolan, excelled on the basketball court and in the classroom, while helping the Hokies to 92 victories and four postseason appearances. She was inducted on Sept. 7, 2012.

Eight women's basketball players have been selected to the Virginia Tech Sports Hall of Fame. Top row (l-r) Renee Dennis, Amy Byrne, Robin Lee, Christi Osborne; (bottom row, l-r) Jenny Root, Lisa Witherspoon, Tere Williams and Amy Wetzel Doolan.

HONOR ROLL

COSIDA ACADEMIC ALL-AMERICAN

Christi Osborne	first team, 1995
	second team, 1994
Brittany Cook	third team, 2008
Laura Haskins	third team, 2009

COSIDA DISTRICT III ACADEMIC ALL-AMERICAN

Amy Byrne	1989
Christi Osborne	1993, 1994, 1995
Maria Albertsson	1998, 1999
Amy Wetzel	1999, 2000
Sarah Hicks	2002
Erin Gibson	2004, 2005
Ieva Kublina	2004
Carrie Mason	2005, 2006
Brittany Cook	2008
Laura Haskins	2008, 2009

RAWLINGS SCHOLARSHIP AWARD

Christi Osborne	1995
-----------------	------

ASSOCIATED PRESS ALL-AMERICAN

Tere Williams	honorable mention, 1999
Lisa Witherspoon	honorable mention, 1999

KODAK ALL-AMERICAN

Jenny Root	honorable mention, 1995
------------	-------------------------

WOMENSCOLLEGEHOOPS.COM

ALL-AMERICAN FRESHMAN

Carrie Mason	honorable mention, 2003
--------------	-------------------------

WOMEN'S BASKETBALL NEWS SERVICE

FRESHMAN ALL-AMERICAN

Tere Williams	third team, 1998
---------------	------------------

ATLANTIC COAST CONFERENCE HONORS

Virginia Tech became a member of the ACC in 2004

ALL-ACC

Kerri Gardin	honorable mention, 2005
Kerri Gardin	third team, 2006
Kirby Copeland	honorable mention, 2007
Brittany Cook	second team, 2008
Utahya Drye	honorable mention, 2009

ACC ALL-FRESHMAN TEAM

Andrea Barbour	2008
----------------	------

BIG EAST CONFERENCE HONORS

Virginia Tech was a member of the BIG EAST from 2000-2004

BIG EAST MOST IMPROVED PLAYER

Ieva Kublina	2002
--------------	------

ALL-BIG EAST CONFERENCE

Ieva Kublina	first team, 2003
	second team, 2004
	second team, 2002
Sarah Hicks	third team, 2002
Tere Williams	second team, 2001

BIG EAST ALL-ROOKIE TEAM

Carrie Mason	2003
--------------	------

ATLANTIC 10 CONFERENCE HONORS

Virginia Tech was a member of the Atlantic 10 from 1995-2000

ATLANTIC 10 DEFENSIVE PLAYER OF THE YEAR

Lisa Witherspoon	1999
Amy Wetzel	2000

ATLANTIC 10 MOST IMPROVED PLAYER

Reneé Maitland	1997
Katie O'Connor	1999

ATLANTIC 10 SIXTH PLAYER OF THE YEAR

Michelle (Hollister) Houseright	1999
---------------------------------	------

ATLANTIC 10 CO-ROOKIE OF THE YEAR

Tere Williams	1998
---------------	------

ALL-ATLANTIC 10 CONFERENCE

Michelle (Hollister) Houseright	second team, 1996
Chrystal Starling	third team, 2000
Tere Williams	first team, 2000
	first team, 1999
	second team, 1998
	second team, 2000
	second team, 1999
	second team, 1999
Amy Wetzel	
Lisa Witherspoon	

ATLANTIC 10 ALL-CHAMPIONSHIP TEAM

Michelle (Hollister) Houseright	1998
Tere Williams	1998
Amy Wetzel	1999

ATLANTIC 10 ALL-ROOKIE TEAM

Katie O'Connor	1996
Kim Seaver	1997
Tere Williams	1998
Nicole Jones	1999
Chrystal Starling	2000

METRO CONFERENCE HONORS

Virginia Tech was a member of the Metro from 1981 to 1995

METRO CONFERENCE PLAYER OF THE YEAR

Jenny Root	1995
------------	------

ALL-METRO CONFERENCE

Taiqua Brittingham	first team, 1984
Renee Dennis	first team, 1986, 87
Susan Walvius	first team, 1986
Angie Kelly	second team, 1986
Maureen Donovan	second team, 1987
Michelle Bain	second team, 1988
Amy Byrne	first team, 1980
	second team, 1989
Missy Sallade	second team, 1989, 90
Jeni Garber	second team, 1991
Lisa Griffith	second team, 1992
Christi Osborne	second team, 1993, 94, 95
Jenny Root	first team, 1994, 95
	second team, 1993

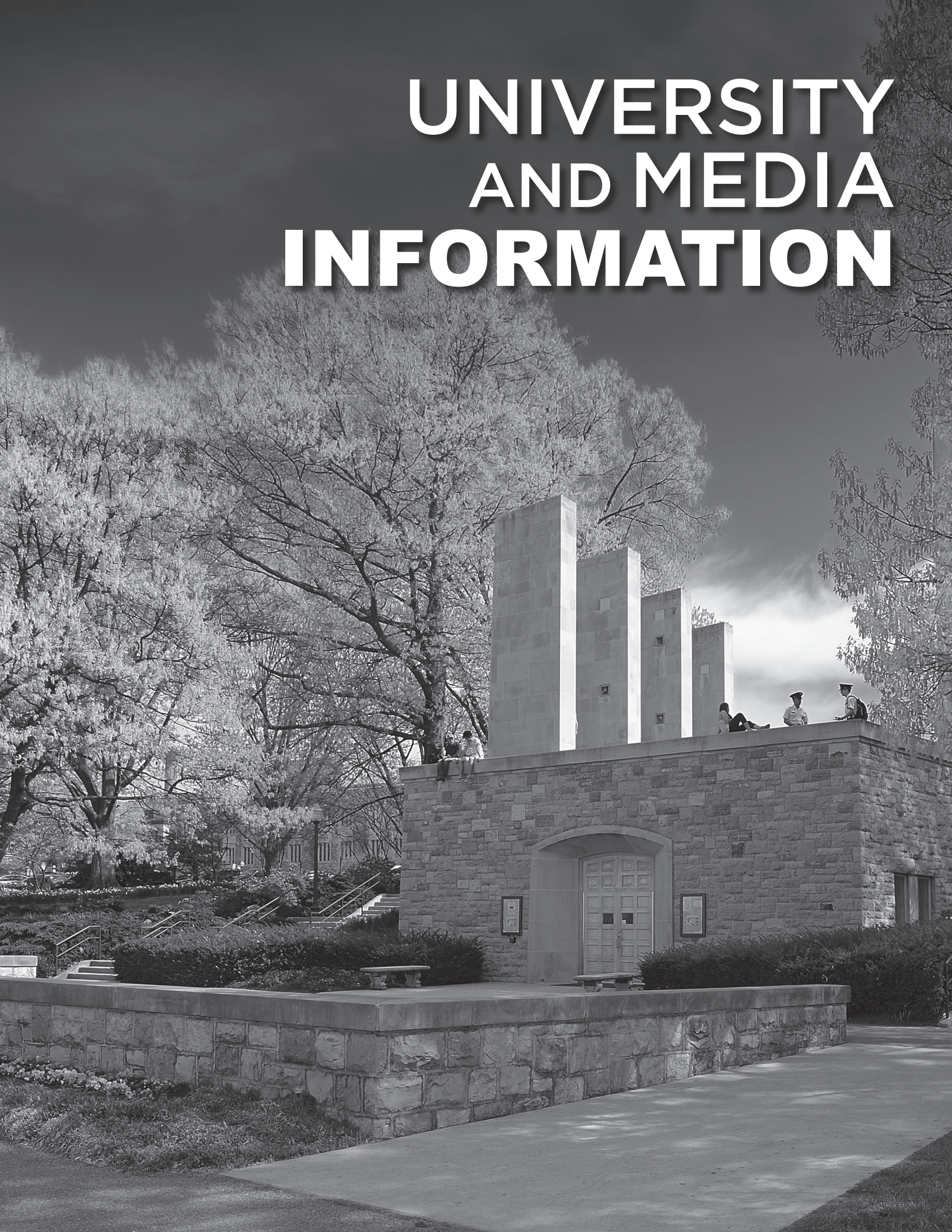
METRO CONFERENCE ALL-TOURNAMENT

Taiqua Brittingham	1984
Renee Dennis	1987
Jeni Garber	1989
Sue Logsdon	1994
Christi Osborne	1992, 93, 94 (MVP)

METRO CONFERENCE ALL-ROOKIE TEAM

Jeni Garber	1989
Sue Logsdon	1991
Christi Osborne	1992

UNIVERSITY AND MEDIA INFORMATION



VIRGINIA TECH



Dedicated to its motto, *Ut Prosim* (That I May Serve), Virginia Tech takes a hands-on, engaging approach to education, preparing scholars to be leaders in their fields and communities. As the commonwealth's most comprehensive university and its leading research institution, Virginia Tech offers 215 undergraduate and graduate degree programs to more than 31,000 students and manages a research portfolio of more than \$450 million. The university fulfills its land-grant mission of transforming knowledge to practice through technological leadership and by fueling economic growth and job creation locally, regionally, and across Virginia.

LEARNING

Virginia Tech's challenging academic standards and hands-on, minds-on teaching philosophy attract high-achieving students. More degree programs are available through the university's eight colleges (Agriculture and Life Sciences, Architecture and Urban Studies, Engineering, Liberal Arts and Human Sciences, Natural Resources and Environment, Pamplin College of Business, Science, and Virginia-Maryland Regional College of Veterinary Medicine) and Graduate School than at any other university in the commonwealth. Some 93 percent of all departments offer e-learning courses.

DISCOVERY

The university's groundbreaking research transforms lives and communities. Virginia Tech ranks in the top 50 research universities in the United States, and with more than 100 research centers and seven university-wide research institutes, the university also consistently ranks

among the top institutions in industry-supported research. Tech's nationally and internationally recognized faculty and motivated students are involved in thousands of research projects in fields ranging from biotechnology to materials, from the environment and energy to food and human health, and from transportation to computing information. The university also boasts an award-winning park that is home to more than 140 companies.

ENGAGEMENT

As part of Virginia Tech's outreach mission and in adherence to its motto, the university serves and engages the citizens of the commonwealth, the nation, and the world. The university is involved in a multitude of economic and community development projects. It manages more than \$92 million in funded economic development projects in 44 countries and encourages faculty members to develop global course content and study-abroad opportunities for students. Virginia Cooperative Extension, operated jointly by Virginia Tech and Virginia State University, has been helping people improve their economic, cultural, and social well-being for nearly a century.



VIRGINIA TECH PRINCIPLES OF COMMUNITY

Virginia Tech is a public land-grant university, committed to teaching and learning, research, and outreach to the Commonwealth of Virginia, the nation, and the world community. Learning from the experiences that shape Virginia Tech as an institution, we acknowledge those aspects of our legacy that reflected bias and exclusion. Therefore, we adopt and practice the following principles as fundamental to our on-going efforts to increase access and inclusion and to create a community that nurtures learning and growth for all of its members:

WE AFFIRM the inherent dignity and value of every person and strive to maintain a climate for work and learning based on mutual respect and understanding.

WE AFFIRM the right of each person to express thoughts and opinions freely. We encourage open expression within a climate of civility, sensitivity, and mutual respect.

WE AFFIRM the value of human diversity because it enriches our lives and the University. We acknowledge and respect our differences while affirming our common humanity.

WE REJECT all forms of prejudice and discrimination, including those based on age, color, disability, gender, national origin, political affiliation, race, religion, sexual orientation, and veteran status. We take individual and collective responsibility for helping to eliminate bias and discrimination and for increasing our own understanding of these issues through education, training, and interaction with others.

WE PLEDGE our collective commitment to these principles in the spirit of the Virginia Tech motto of *Ut Prosim* (That I May Serve).





INTERESTING FACTS & FIGURES




- Virginia Tech ranked 25th among national public universities in U.S. News & World Report's "America's Best Colleges 2014," the university's first time in the top 25. Among all national universities, including such private institutions as Harvard and Yale, Virginia Tech ranks 69th.
- The Princeton Review ranked Tech first for Their Students Love These Colleges; No. 3 for Town-Gown Relations are Great; No. 4 for Best Campus Food; No. 5 for Best Quality of Life; No. 7 for Happiest Students; and No. 17 for Students Pack the Stadiums.
- Kiplinger's Personal Finance magazine again ranked Virginia Tech among the best values in public education.
- With more than 23,700 undergraduate students, approximately 6,800 graduate students, and more than 3,300 faculty members and researchers, Virginia Tech offers more degree programs and awards more diplomas than any other university in the Commonwealth of Virginia.
- Virginia Tech's library contains more than 2.3 million volumes, an array of specialized collections, and numerous electronic databases.
- Virginia Tech consistently ranks among the top 15 schools in the nation in number of patents received.
- Virginia Tech ranks first in the state for college license plate sales; in fact, the university ranks first, second, and third (three versions of the Tech plate are available). The Commonwealth of Virginia sells more Tech college plates than the other top 10 Virginia schools combined.
- For the second time in as many years, Blacksburg was named the most family-friendly community in the country by Homes.com.
- The Center for Digital Government named Blacksburg the sixth-most technologically advanced town in the nation among urban areas with a population of 30,000 to 74,999.
- With a research portfolio of \$454 million in fiscal year 2012, Virginia Tech marked its 13th consecutive year of research growth under President Charles W. Steger.

AT A GLANCE

- Main campus in Blacksburg, Virginia
- Comprised of eight colleges and the Graduate School
- Approximately 65 bachelor's degree programs
- Approximately 150 master's and doctoral degree programs
- Total enrollment on and off campus is about 31,000
- Main campus includes more than 125 buildings, 2,600 acres, and an airport
- Ranks 41st in university research expenditures in the United States
- Adjacent Corporate Research Center
- The Virginia Tech Carilion School of Medicine graduates its first class in spring 2014
- The Virginia Tech Research Center – Arlington opened in 2011



Charles Steger
University President



Jim Weaver
Director of Athletics

DEPARTMENT DIRECTORY

VIRGINIA TECH ATHLETICS

- Jamerson Athletics Center
- Cassell Coliseum
- Merryman Center
- West Side Lane Stadium
- Hahn Hurst Basketball Practice Center
- Blacksburg, VA 24061
- All phone numbers are area code 540



ADMINISTRATION

Jim Weaver	Director of Athletics	231-3977
Sharon McCloskey	Senior Associate Director of Athletics/Senior Woman Administrator	231-8137
Tim East	Associate Director of Athletics for External Affairs	231-6600
Tom Gabbard	Associate Director of Athletics for Internal Affairs	231-1828
Chris Helms	Associate Director of Athletics for Olympic Sports	231-3869
Jon Jaudon	Associate Director of Athletics for Administration	231-1830
John Ballein	Associate Athletics Director for Football Operations	231-9988
Tim Parker	Associate Director of Athletics for Compliance & Governance	231-2937
Mike Gentry	Associate Director of Athletics for Athletic Performance	231-2984
Reyna Gilbert-Lowry	Assistant Director of Athletics for Student Life	231-3956
Mike Goforth	Associate Director of Athletics for Sports Medicine	231-7742
Lisa Rudd	Associate Director of Athletics for Financial Affairs	231-6553
Dave Smith	Assistant Athletics Director for Communications	231-9965
Sandy Smith	Assistant Athletics Director for Ticketing Services	231-6731
Jeremy Wells	Assistant Athletics Director for Marketing & Promotions	231-2515
Pam Linkous	Director of Human Resources and Diversity Management	231-3142

ADMINISTRATIVE SUPPORT

Maryanne Baffi	Administrative Assistant, Olympic Sports (Baseball, Softball, Women's Soccer)	231-3671
Jean Ann Bailey	Administrative Assistant, Marketing and Promotions	231-2371
Vickie Graham	Receptionist	231-9984
Lisa Maddox	Administrative Assistant, Olympic Sports (M/W Tennis, M/W Swimming & Diving)	231-9415
Penny Martin	Administrative Assistant to SWA and External Affairs	231-8137
Theresa Repass	Sports Medicine Clerk	
Alison Whittaker	Administrative Assistant, Olympic Sports (Lacrosse, Volleyball, Wrestling)	231-3719
Kellie Shaver	Administrative Assistant, Olympic Sports (Men's Soccer, M/W Track & Cross Country)	231-5037
Carmela Smith	Administrative Assistant to the Athletics Director	231-3977
Shelby Smith	Internal Affairs (Golf)	231-6265
Sandy Weber	Office Manager, Sports Medicine/Athletic Performance	231-7741
Joyce Wynn	Administrative Assistant, Administration	231-5497

ATHLETIC FUND 231-6618

Lu Merritt	Senior Director of Development for Intercollegiate Athletics	
Diana Adkins	Alumni Program Coordinator	231-8481
Angelique Baldwin	Fiscal Technician	
Brandy Barrow	Fiscal Technician	231-0484
Terry Bolt	Director of Development for Special Gifts and the Athletic Annual Fund	231-3994
Jane Broadwater	Executive Secretary	
Scott Davis	Associate Director of Development for Intercollegiate Athletics	231-1936
David Everett	Director of Major Gifts for Intercollegiate Athletics	231-8480
Ben Hill	Associate Director of Development for Intercollegiate Athletics	231-3082
Dana Partin	Fiscal Technician	231-5013
To be named	Associate Director of Development for Intercollegiate Athletics	231-8479

ATHLETIC PERFORMANCE

Mike Gentry	Associate Director of Athletics for Athletic Performance	231-2984
Gary Bennett, Ph.D.	Sport Psychologist	231-2556
Megan Evans	Strength & Conditioning Coordinator for Olympic Sports	231-7386
Ryan Shuman	Strength & Conditioning Coordinator for Olympic Sports	231-1407
Jennie Schafer	Director of Sports Nutrition	231-9910
Jarrett Ferguson	Director of Strength & Conditioning for Football	231-8207
David Jackson	Director of Strength & Conditioning for Basketball Programs	231-7857
Terry Mitchell	Director of Strength & Conditioning for Olympic Sports	231-7386
Keith Short	Strength & Conditioning Coordinator for Football	231-8207
Brandon Dillard	Coordinator for Basketball Programs	

ATHLETICS COMMUNICATIONS 231-6726

Dave Smith	Assistant Athletics Director for Communications	
Anne Panella	Publications Director	231-7684
Bill Dyer	Associate Director	231-8852
April Goode	Associate Director	231-8823
Bryan Johnston	Associate Director	231-3387
Dave Knachel	Photography Coordinator	231-1838
Marc Mullen	Assistant Director, Inside Hokie Sports	231-1894
Rachel Perreault	Assistant Director	231-2228
Jimmy Robertson	Editor, Inside Hokie Sports	231-4134
Damian Salas	Director, Internet Services/Webmaster	231-8816
John Sours	Graphic Designer/Web Designer	231-6329
Stacey Wells	Graphic Designer/Web Designer	231-6756
Donna Smith	Administrative Assistant	231-6726

**ATHLETICS
MANAGEMENT
STAFF**



Sharon McCloskey
Senior Associate
A.D./SWA



Tim East
Associate A.D.,
External Affairs



Tom Gabbard
Associate A.D.,
Internal Affairs



Chris Helms
Associate A.D.,
Olympic Sports



Jon Jaudon
Associate A.D.,
Administration



John Ballein
Associate A.D.,
Football Operations



Mike Gentry
Associate A.D.,
Athletic Performance



Mike Goforth
Associate A.D.,
Sports Medicine



Tim Parker
Associate A.D.,
Compliance



Lisa Rudd
Associate A.D.,
Financial Affairs



Reyna Gilbert-Lowry
Assistant A.D.,
Student Life



Derek Gwinn
Assistant A.D.,
Compliance



Dave Smith
Assistant A.D.,
Athletics Comm.



Sandy Smith
Assistant A.D.,
Ticketing Services



Jeremy Wells
Assistant A.D.,
Marketing & Promotions



Jermaine Holmes
Dir., Student-Athlete
Academic Support



Pam Linkous
Dir., Human Resources
& NCAA Initiatives



Lu Merritt
Dir., Development
for Intercollegiate
Athletics



Cara Walters
Game Operations
Manager



Russ Whitenack
Director of the
Monogram Club

BASEBALL **231-3671**
Pat Mason Head Coach
Mike Kunigonis Associate Head Coach 231-3098
Robert Woodard Assistant Coach 231-0398
Austin Hartscock Operations Director. 231-9976

BASKETBALL (MEN'S) **231-6725**
James Johnson Head Coach
Kurt Kanaskie Assistant Coach
Andrew Moore Assistant Coach
Ramon Williams Assistant Coach
Robert Harris Director of Men's Basketball Operations 231-4412
Kenny Brown Video Coordinator 231-3459
Sharon Spradlin. Administrative Assistant 231-6725

BASKETBALL (WOMEN'S) **231-4998**
Dennis Wolff Head Coach
Tom Joyce Associate Head Coach
Bett Shelby Assistant Coach
Jermaine Woods Assistant Coach
Bill Old Dir. of Women's Basketball Operations 231-7629
Lisa Strack. Video Coordinator
Dianne Santolla. Administrative Assistant 231-4998

BUSINESS OFFICE
Lisa Rudd Associate A.D., Financial Affairs 231-6553
Michelle Collins. Business Manager 231-6590
Gary Steck Assistant Business Manager 231-2196
Duane French. Financial Services Specialist 231-9200
Darla Chudzik Administrative Services Manager 231-7116
Stuart Cochran Travel Coordinator 231-6351

CENTERPLATE CONCESSIONS
Doug Dodson 231-3279

COMPLIANCE
Tim Parker Associate A.D. for
Compliance & Governance. 231-2937
Derek Gwinn Assistant A.D. for Compliance 231-2696
Heather LaFon Director of Compliance 231-0644

Bridget Bruger-McSorley . Director, Compliance
and Athletics Title IX 231-4776

EQUIPMENT **231-9967**
Lester Karlin Director of Equipment Services
Eric Cross Assistant Equipment Manager. 231-6203
Shawn Fizer Assistant Equipment Manager. 231-4696
Reuben Moguel Assistant Equipment Manager. 231-0995

FACILITIES, GAME OPERATIONS AND GROUNDS
Eric Bremner Landscape/Horticulture Manager. 231-2840
Jerry Cheynet. Game Operations Coordinator 231-6067
Greig Denny Director, Burrows-Burleson Tennis Center/
Field House 231-5908
Jessica Hartman Assistant Manager, Burrows-Burleson
Tennis Center 231-5908
Tyler Brewer Fields Coordinator (Baseball) 231-6067
Derek Lester Facilities Coordinator. 231-6067
Andy McReynolds Fields Coordinator 231-6067
Pete Pool Facilities Coordinator (Stadium). 231-6067
Emerson Pulliam Fields Coordinator 231-6067
Kent Sheets Facilities Manager 231-2199
James Torgersen Facilities Manager 231-7584
Ronnie Turpin. Maintenance Supervisor. 231-6067
Casey Underwood Director of Outside Facilities. 231-6067
Don Vaughn. Game Operations Assistant 231-8284
Cara Walters Game Operations Manager 231-9963

FOOTBALL
Frank Beamer. Head Coach 231-4132
Coaching Staff 231-6368
Shane Beamer, Cornell Brown, Bud Foster, Torrian Gray, Scot Loeffler, Jeff
Grimes, Aaron Moorehead, Bryan Stinespring, Charley Wiles
John Ballein. Associate A.D. for Football Operations 231-9988
Bruce Garnes Deputy Director of Football Operations 231-9991
Diana Clark Executive Secretary to Head Coach 231-4132
Lisa Marie. Administrative Assistant 231-6368
Kristie Verniel. Administrative Assistant 231-9991

DEPARTMENT DIRECTORY

GOLF (MEN'S)

Jay Hardwick Head Coach 231-6435
Brian Sharp Associate Head Coach 231-6435

GOLF (WOMEN'S)

Carol Robertson Head Coach 231-4757
To be named Assistant Coach

HOUSEKEEPING

Connie Amos Cassell/Jamerson/Merryman 231-2199
Kelly Cahill Stadium 231-6067
Kathy Carter Cassell/Jamerson/Merryman 231-2199
Tree Dove Supervisor (Cassell/Jamerson/Merryman) 231-2199
Sandra Duncan Stadium 231-6067
Paul Farrier Cassell/Jamerson/Merryman 231-6067
Chester Handy Cassell/Jamerson/Merryman 231-2199
Clara Kinzie Stadium 231-6067
Eddie Mataj Stadium 231-6067
Delores Rose Cassell/Jamerson/Merryman 231-2199
Pandoria Ross Cassell/Jamerson/Merryman 231-2199
Susan Slade Cassell/Jamerson/Merryman 231-2199

INFORMATION SYSTEMS

Tommy Regan Director of Information Systems 231-7539
Chris Mayer Computer Technician 231-9361

IMG COLLEGE 961-7604

Brandon Forbis General Manager
Kyle Winchester Associate General Manager
Jon Zeitz Senior Account Executive
Eric Yopp Senior Account Executive
Win Joyner Account Executive
Chris Saccoccia Partner Services Coordinator
Bill Roth Director of Broadcast Operations
Andrew Allegretta Assistant Director of Broadcasting
Mike Burnop Broadcast Commentator/
New River Office Supply 552-6611

LACROSSE (WOMEN'S)

Megan Burkner Head Coach 231-9454
Danielle Etrasco Assistant Coach 231-8285
Liz Hogan Assistant Coach 231-2776

MARKETING & PROMOTIONS

Jeremy Wells Assistant A.D. for Marketing & Promotions 231-2515
Jimmy Skiles Director of Marketing & Promotions 231-3236
Grant Duncan Assistant Director 231-2038
JC Whidden Assistant Director 231-8783

MONOGRAM CLUB

Russ Whitenack Director 231-9156
Billy Hite Director of Alumni Relations for Athletics 231-9105
Jim Cavanaugh Director of Alumni Relations for Athletics 231-9108

SOCCER (MEN'S) 231-7143

Mike Brizendine Head Coach
Patrick McSorley Assistant Coach
Jeff Kinney Assistant Coach

SOCCER (WOMEN'S)

Chugger Adair Head Coach 231-6660
Erin Lycan Assistant Coach 231-6859
Andrew Kopp Assistant Coach 231-6660

SOFTBALL

Scot Thomas Head Coach 231-2720
Al Brauns Associate Head Coach 231-1804
Angela O'Brien Assistant Coach 231-3063

SPIRIT (CHEER, DANCE, HOKIEBIRD MASCOT)

Perren Young Spirit Coach 231-5744
HokieBird Information

SPORTS MEDICINE/ATHLETIC TRAINING 231-7741

Mike Goforth Associate A.D. for Sports Medicine 231-7742
Katie Baer Athletic Trainer 231-2711
Sean Collins Athletic Trainer 231-6410
Keith Doolan Athletic Trainer 231-2187
Dave Dietter Athletic Trainer 231-7269
Jimmy Lawrence Athletic Trainer 231-5690

Amy Kunogonis Athletic Trainer 231-9691
Freddy Purnell Athletic Trainer 231-2284
Greg Beato, D.O. Physician 231-5983
Gunnar Brolinson, D.O. Physician 231-5983
Mark Rogers, D.O., M.A. Physician 231-4000
Greg Tilley, D.C. Chiropractor 951-1183

STUDENT SERVICES

Reyna Gilbert-Lowry Assistant A.D. for Student Life 231-3956
Danny White Director of Student-Athlete Affairs 231-1252

STUDENT-ATHLETE ACADEMIC SUPPORT SERVICES

Jermaine Holmes Director of Student Athlete
Academic Support Services 231-6165
Katie Ammons Cross Senior Associate Director 231-2245
Sarah Armstrong Associate Director 231-9094
Cory Byrd Assistant Director/Tutor Coordinator 231-2243
Tim Moore Assistant Director 231-1415
Mike Swanhart Assistant Director 231-0481
Nick Vaccaro Assistant Director 231-9986
Terrie Repass Administrative Assistant 231-6165
Beth Noteware Learning Specialist 231-0476
Emily Clinkhammer Learning Specialist 231-1934

SWIMMING & DIVING (MEN'S & WOMEN'S)

Ned Skinner Director of Men's and Women's Swimming
and Diving Program 231-5086
Ron Piemonte Head Men's and Women's Diving Coach 231-3301
Sarah Stockwell Assistant Coach 231-4768
Reed Robelot Assistant Coach
Aaron Bell Assistant Coach

TENNIS (MEN'S)

Jim Thompson Head Coach 231-4589
Stephen Huss Assistant Coach 231-4845

TENNIS (WOMEN'S)

Terry Ann Zawacki-Woods Head Coach 231-9971
Freddy Gomez Assistant Coach 231-6504

TICKET OFFICE 231-6731

Sandy Smith Assistant A.D. for Ticketing Services
Stephen Medley Associate Ticket Manager
Nancy Rodriguez Assistant Ticket Manager
Corey Pelot Assistant Ticket Manager
To be named Assistant Ticket Manager
Monna Booth Ticket Office Assistant
Chris Bales Ticket Office Assistant
Sara Davis Ticket Office Assistant

TRACK & FIELD AND CROSS COUNTRY (MEN'S & WOMEN'S)

Dave Cianelli Director of Track & Field
and Cross Country 231-3094
Greg Jack Associate Head Coach,
Men's Track & Field 231-2154
Charles Foster Assistant Coach, Track & Field 231-9977
Ben Thomas Cross Country and Distance Coach 231-9978
Paul Zalewski Assistant Track & Field Coach/
Technical Director 231-6929

VIDEOGRAPHY

Kevin Hicks Director of Broadcasting
and Visual Media 231-9804
Tom Booth Director of Video 231-9990
Jed Castro Producer 231-9990
Brian Walls Producer 231-9990
Megan Caligiuri Graphic Artist 231-9990
Chris Bullard Live Event and Video Editor 231-9990

VOLLEYBALL (WOMEN'S)

Chris Riley Head Coach 231-9972
Shelbylynn Adair Assistant Coach 231-1927
Jen Malcom Assistant Coach

WRESTLING

Kevin Dresser Head Coach 231-1135
Tony Robie Associate Head Coach 231-3185
David Hoffman Assistant Head Coach 231-1119

STUDENT-ATHLETE ACADEMIC

SUPPORT SERVICES

PROVIDING THE TOOLS NEEDED FOR SUCCESS IN THE CLASSROOM

Student-Athlete Academic Support Services (SAASS) is committed to providing a comprehensive academic and personal development program with counseling and advising for student-athletes, offering academic counseling to ensure students receive a complete system of support consistent with university and NCAA policies.

Student-athletes have access to the department's spacious facilities, located in the West Side of Lane Stadium. Opened during the 2006-07 academic year, the SAASS suite, located in the Quillen Family Academic Center, features 18 private tutor rooms, a state-of-the-art classroom, a 36-station computer lab with printer access, a conference room, three quiet areas for reading and studying and a reference library. The office is available between classes, after practice and in the evenings. Hours of operation are flexible and may be tailored to maximize the student-athlete's limited time. The collection of SAASS programs housed in Lane Stadium guarantees that all student-athletes achieve success during their time at Virginia Tech.

JERMAINE HOLMES

DIRECTOR OF STUDENT-ATHLETE ACADEMIC SUPPORT SERVICES

Responsibilities: As director, Holmes provides leadership for SAASS and, along with his staff, oversees the development and execution of programs aimed to help Hokie student-athletes balance their academic and athletic demands and achieve success in both areas.

Joined VT Staff: January 2009; fifth year.

Education: B.S. Virginia Tech, 1996 (business); M.S. Virginia Tech, 1998 (resource management).

Of Note: A former Hokie himself, Holmes was a member of the Tech football squad from 1991-1996.

Before Virginia Tech: Holmes served as director of student life at Virginia Tech before taking an athletic academic counselor position at Cal State Fullerton. He then returned to Tech in 2009 after serving as assistant director of Student-Athlete Support Services at The Ohio State University. He started with the Buckeyes in 2004 as an athletic academic counselor and was promoted to assistant director of a support unit that served nearly 1,000 student-athletes. Holmes managed that department's day-to-day activities, office operations, facilities and staff, in addition to overseeing the academic support programs for all student-athletes and serving as the academic counselor for Ohio State's football and track programs.

Family: Holmes and his wife LaTanya reside in Blacksburg with their son Aiden and daughter Ava.



SAASS STAFF



Katie Cross
Senior Associate Director



Sarah Armstrong
Associate Director



Cory Byrd
Assistant Director



Tim Moore
Assistant Director



Mike Swanhart
Assistant Director



Nick Vaccaro
Assistant Director



Beth Noteware
Learning Specialist



Emily Clinkhammer
Learning Specialist



Terrie Repass
Administrative Assistant

ACADEMIC SERVICES

ATHLETIC TRANSITIONS

Freshman student-athletes – An optional course designed to ease the transition from high school to college.

ORIENTATION

Freshman and transfer student-athletes – SAASS schedules team and individual sessions to acclimate new students to Virginia Tech.

TUTORING

All student-athletes – Individual and group tutoring appointments are available on-site.

ACADEMIC PROGRESS

All student-athletes – Professors send academic progress reports to his/her athletic advisors twice a semester.

SAASS COMPUTER LAB

All student-athletes – The lab features computer and printer access conveniently located in Lane Stadium.

ACADEMIC RECOGNITION

Qualified student-athletes – SAASS recognizes each student-athlete with a GPA of 3.0 and above at the end of each semester on the Athletic Director's Honor Roll.

STUDY HALL

Freshman student-athletes and upperclassmen with a GPA below the team requirement – Study Hall is mandatory for all freshmen, transfers and currently enrolled students with an overall GPA below 2.30.

ADVISING/COUNSELING

All student-athletes – SAASS works closely with each student's academic advisor within the college of their major.

ACADEMIC AND ATHLETIC ELIGIBILITY

All student-athletes – The department monitors each student-athlete's academic record to ensure that they are making progress toward their degree.

For more information, visit the website: saass.vt.edu

ATHLETICS OFFICE OF STUDENT LIFE

ASSISTING IN THE DEVELOPMENT OF THE TOTAL PERSON

At Virginia Tech, student-athletes don't just play sports. With help from the Athletics Office of Student Life, Hokie student-athletes work outside the athletic venue to develop into responsible adults who are assets to their communities.

Led by the Virginia Tech Student-Athlete Advisory Committee, Hokie student-athletes volunteered countless hours in the local community last year. In addition, almost 400 Virginia Tech student-athletes and support group members earned a 3.00 grade-point average during one or both semesters, while achieving great success within athletics as well.

Inspired by the NCAA Student-Athlete Affairs commitment areas, the Athletics Office of Student Life creates programs designed to enhance student-athletes in five areas: athletic excellence, academic excellence, personal and leadership development, community outreach and career development. In 2006, the program was recognized as a Division I-A "Program of Excellence" for establishing student welfare as the cornerstone of its operating principles.

STUDENT-ATHLETE ADVISORY COMMITTEE

The Student-Athlete Advisory Committee (SAAC) is a committee made up of student-athletes assembled to provide insight on the student-athlete experience. It also offers input on the rules, regulations and policies that affect student-athletes' lives on NCAA member institution campuses. Two members of each sports team serve on SAAC each academic year.

PERSONAL DEVELOPMENT

The Office of Student Life aims to help student-athletes lead balanced lifestyles, encouraging emotional well-being, personal growth and decision-making skills. Each team is required to attend two personal development programs during the year to educate student-athletes.

CAREER DEVELOPMENT

Virginia Tech student-athletes go through their collegiate athletic experiences with the understanding that they will need to secure a job upon graduation. The Office of Student Life works to enhance student-athlete career development by collaborating with the Virginia Tech Career Services Office. Student-athletes also receive assistance in learning about majors and minors, preparing for career fairs, and obtaining postgraduate scholarships and internships.

ACADEMIC EXCELLENCE

The Office of Student Life is also responsible for nominating student-athletes for academic honors and awards. Athletes are nominated for on-campus, Atlantic Coast Conference and national awards. Student-athletes with a 3.0

GPA are rewarded and honored on the Athletic Director's Honor Roll. In 2012-13, 395 student-athletes and support group members were named to this prestigious list, just a few short from the 401 who were honored during 2011-12.

COMMUNITY OUTREACH

Virginia Tech student-athletes are now involved more than ever in the local community. In conjunction with the mission of the Office of Student Life and the *Ut Prosim* motto, student-athletes are encouraged to volunteer throughout their college experience. Each team partners with a local community organization and volunteers time at community-wide events.

Community organizations can also request Tech student-athletes to attend local outreach events. Involvement in this program helps maintain and improve the positive relationship between student-athletes and the surrounding community.

In 2012-13, the Virginia Tech women's basketball team continued its tradition of giving back to Blacksburg and the surrounding communities.

During the fall, the Hokies assisted the Virginia Tech's University Sports Officials Association with its field day event. The team signed autographs and interacted with kids from around the area.

In December, the women's basketball team was active with the Montgomery County Christmas Store. Fans were encouraged to bring donations to games during December and the Hokies assisted the store with set-up and helped families with their holiday shopping.

Tech hosted both the Special Olympics and had Military Appreciation day during the month of January and in February the Hokies held a day for Girl Scouts and their families to attend a game.

The Hokies are always active in the Play4Kay initiative which honors former NC State head coach Kay Yow, who lost her long battle with breast cancer. Tech wears pink in an annual game to help raise awareness and funds for breast cancer research.



REYNA GILBERT-LOWRY ASSISTANT ATHLETICS DIRECTOR FOR STUDENT LIFE

Responsibilities: As assistant athletics director for student life, Gilbert-Lowry develops programs geared to enhance student-athletes' personal development, career awareness and community service endeavors. This includes coordinating each team's philanthropic projects, working with the Student-Athlete Advisory Committee and nominating student-athletes for academic awards. She also helps plan the annual Athletics Director Honors Breakfast and the All Sports Banquet.

Joined VT Staff: 2008; sixth year.

Prior to Virginia Tech: Before joining the Hokies, Gilbert-Lowry served as the compliance coordinator and CHAMPS/Life Skills coordinator at Nova Southeastern University in Ft. Lauderdale, Fla. In 2005, she was also the coordinator of athletic academic services. Prior to NSU, Gilbert-Lowry served as an academic advisor at the University of Central Florida.

Education: Northern Illinois University, 2001 (psychology), where she lettered four years on the women's gymnastics team and was named MVP her senior year; Ball State University, 2004, earning a master's in sport and exercise psychology, and a minor in counseling.

Personal: A native of Orlando, Fla., Gilbert-Lowry currently lives in Christiansburg with her husband, Spencer, and their daughter, Brooklyn.

STUDENT LIFE STAFF



Danny White
Director of Student-Athlete Affairs



Johanna Smith
Assistant Director, Career Services/
Career Services Liaison for Athletics

For more information on the Athletics Office of Student Life, visit the website hokiesports.com/studentlife

ATHLETIC PERFORMANCE

HELPING STUDENT-ATHLETES GET BIGGER, FASTER, STRONGER

Having a top-flight strength and conditioning program is one of the most important aspects of a successful college basketball program. Long before players ever step on a court in competition, the truly successful ones have dedicated themselves to the long hours of preparation it takes to be the best. The Virginia Tech strength and conditioning program is perfectly suited to develop successful student-athletes. And with the increased space in the Hahn Hurst Basketball Practice Center, this has proven even more so for the Hokies in the past two years.

Under the direction of assistant athletics director for athletic performance Mike Gentry, the Virginia Tech strength and conditioning program is among the best in the nation, helping to make the women's basketball program one of the best as well. Brandon Dillard is the strength and conditioning coach for the women's team under the supervision of the director for basketball programs, David Jackson. The results of hard work by the staff and the student-athletes have paid huge dividends as the Hokies have continually shown improvement in this area.



Brandon Dillard



The Hahn Hurst strength facility

The women's basketball team trains in the 4,000-square foot strength and conditioning center in the Hahn Hurst Basketball Practice Center. This dedicated weight room facility features free-weight equipment, a full line of Hammer Strength equipment, and four platforms. With this facility, Hokie basketball players do not need to split time between

different weight rooms; everything needed to build a winner is under one roof.

Tech also has the use of a 10-by-40-yard sand pit located outdoors and adjacent to the weight room in the Merryman Center. This pit is used for resistive running drills to improve speed. The Hokies also have the practice fields for use in running drills.

DR. MIKE GENTRY

ASSOCIATE ATHLETICS DIRECTOR FOR ATHLETIC PERFORMANCE

Responsibilities: As associate athletics director for athletic performance, Gentry's duties include overseeing the strength and conditioning training of athletes in all 21 varsity sports at Virginia Tech, and he is directly involved in training the football team. Gentry also supervises the sports nutrition and sport psychology programs.

Joined VT Staff: 1987; 27th season.

Record at Virginia Tech: Gentry was inducted into the USA Strength and Conditioning Coaches Hall of Fame in 2010. He was named the second-annual Samson Strength & Conditioning Coach of the Year in the March 2005 issue of American Football Monthly.

In May 2003, Gentry was honored by the Collegiate Strength and Conditioning Coaches when he was named a Master Strength and Conditioning Coach. Gentry was one of only 36 coaches in the country to have received the CSCC's highest award when he was honored. In 1995 and 1996, Gentry was recognized by the National Strength and Conditioning Association as a finalist for the National Strength and Conditioning Professional of the Year.

Prior to Virginia Tech: Gentry worked as an assistant strength coach at UNC and as the head strength and conditioning coach at East Carolina University prior to coming to Virginia Tech in February 1987.

Education: Western Carolina, 1979 (physical education); UNC Chapel Hill, 1981 (master's degree); Virginia Tech, 1999 (doctorate; curriculum and instruction with emphasis in motor behavior).

Family: Gentry has a son, Roy Christopher (Bo), a former member of the Hokie football team from 2008-2011. Gentry is married to the former Wendy Ann Williams.



ATHLETIC PERFORMANCE

SPORT PSYCHOLOGY

Virginia Tech offers another important service to all of its student-athletes – sport psychology. Dr. Gary Bennett coordinates the sport psychology department, which offers psychological and performance enhancement services for student-athletes. Bennett works to serve the needs of Tech student-athletes. He is also affiliated with the Cook Counseling Center on campus.

The sport psychology department offers an injury group to afford injured athletes the opportunity to meet with a sport psychologist and other injured athletes and talk about the recovery process. On average, Bennett conducts over 50 individual sessions per week and meets weekly with teams as the need arises.

The response to the sport psychology program has been positive. The student-athletes are very receptive to the services offered by the doctors. The sport psychology office reaches out to student-athletes who may not have considered going to the counseling service that is offered to all students at Virginia Tech.



DR. GARY BENNETT

SPORT PSYCHOLOGIST

Responsibilities: Bennett meets with student-athletes on an individual basis for personal counseling and to discuss the mental aspects of the game. He also works on team building, communication and performance enhancement. Bennett has taught and supervised pre-doctoral level interns.

Joined VT Athletics Staff: 2000 (full time since 2007); 14th year.

Record at Virginia Tech: Bennett began working at Virginia Tech in 1995 at the Cook Counseling Center. Now, as the sport psychologist, he also serves on the committees for nutrition, performance and substance abuse; and the planning committee for the “Summit for Student-Athlete Success” events. He also works with various teams in the area of performance enhancement.

Education: Centre (Ky.) College, 1981, B.A. English, where he played baseball; University of Kentucky, 1988, master’s in rehabilitation counseling; UK, 1995, Ph.D. in counseling psychology.

Of Note: Bennett is licensed as a clinical psychologist and has additional training in sport psychology. He is certified as a sport psychology consultant by the Association of Applied Sport Psychology and is a member of Division 47 (exercise and sport psychology) of the American Psychology Association.

Personal: Bennett lives in Blacksburg and enjoys playing golf and basketball, as well as hiking and skiing, in his spare time.

SPORTS NUTRITION

Eating healthy and making food functional for athletic performance are important aspects of a Virginia Tech student-athlete’s life, and that’s why the athletics department implemented the sports nutrition program in July of 2002. Jennie Schafer is the department’s director of sports nutrition.

The sports nutrition program offers a wide variety of services that aim to enhance the performance of each student-athlete. Services include individual assessments, team talks, body composition analysis using the Bod Pod, grocery store tours, supplement management and education, disordered eating counseling, travel meal arrangements, and football training table menu planning and management. Schafer works closely with coaches, team physicians, athletic trainers, strength coaches and the sport psychologist to address any performance concerns. She directs the nutrition and performance committee that meets monthly to discuss student-athletes of concern.

The sports nutrition staff manages two facilities, the Nutrition Oasis and Fueling Station, that provide athletes fuel in between workouts, classes and meals. Each facility has chocolate milk, lactose-free recovery beverages, Gatorade, fresh fruit, bagels, and nuts along with nutrition handouts and bulletin boards. Gatorade bars and multivitamins are also available in the sports nutrition office.



JENNIE SCHAFFER, MAEd, RD

SPORTS NUTRITIONIST

Responsibilities: Schafer is responsible for all nutrition and performance related concerns for varsity student-athletes including individual counseling, team talks, body composition analysis using the Bod Pod, recovery nutrition plans, grocery store tours, training table menu planning, travel meal arrangements, managing the Nutrition Oasis and Fueling Stations, and supplement education.

Joined VT Staff: 2011; third year.

At Virginia Tech: Schafer worked as the sports nutrition graduate assistant under former director Amy Freal, before being hired as director. She directs the nutrition and performance committee.

Education: Roanoke College, 2005 (B.A., in sociology) while competing in basketball for four years; Virginia Tech, 2009 (B.S., in human nutrition, foods and exercise: dietetics option); Virginia Tech, 2010 (dietetic internship); Virginia Tech, 2013 (master of arts in education).

Of Note: Schafer is in her third year as director. She is a member of the Collegiate and Professional Sports Dietitians Association (CPSDA) and Academy of Nutrition and Dietetics.

Family: A native of Centreville, Va., Schafer currently lives in Christiansburg.

NUTRITION OASIS

USING WHOLE FOODS TO ENHANCE PERFORMANCE AND HEALTH

The Nutrition Oasis serves as a resource room, providing fuel for athletes before, during, and after training. It includes access to protein and carbohydrate recovery drinks, Gatorade, fresh fruit, and bagels for all Olympic sport athletes. A new and improved Oasis opened during the summer of 2013 and includes a much larger space to accommodate a full-service smoothie bar, nutrition education area, food prep and storage space, an additional sports nutrition office, and room for small catered events. This space allows the Sports Nutrition Program to continue to improve how it serves Virginia Tech student-athletes from a food and nutrition standpoint.



SPORTS MEDICINE

PROVIDING EXPERIENCED, PROFESSIONAL CARE

The Sports Medicine Department at Virginia Tech is constantly evolving to incorporate new ideas utilizing state-of-the-art resources for the betterment of all Hokie student-athletes. Under the leadership of Associate Athletics Director for Sports Medicine Mike Goforth, the department is constantly improving and developing new strategies to provide the most current and comprehensive care.

The team of certified athletic trainers, orthopaedic surgeons, Board Certified primary care physicians, chiropractors, physical therapists, sport psychologists, nutritionists, massage therapists and orthotists are available on site to manage the health care needs of Tech athletes. The staff continually looks for ways to enhance the services provided for its athletes as evidenced by its participation in local and national projects pertaining to related topics such as concussion management, prevention of antibiotic resistant types of staph infection (MRSA), high ankle sprains and collegiate health care management strategies. Research is considered instrumental to the sports medicine department. The department has participated in several projects with the engineering department and school of education, respectively.

Tech is in its 10th full year in the 4,300-square-foot Eddie Ferrell Memorial Training Room, which consolidated the training rooms that existed in the Merryman Center and Cassell Coliseum. The facility gives the training staff a centralized area to care for the needs of all Virginia Tech student-athletes. There is top-of-the-line equipment and a unique style of architecture, developed by Glenn Reynolds, AIA and Larry Perry as the consulting engineer.

Reynolds helped Tech spearhead another expansion project that will double the size of the existing training room and unite the entire medical staff, putting both the athletic trainers and doctors under one roof. Construction began

in the summer of 2013 to convert the current training room into a functional rehabilitation space for preventative and post injury care, while also adding doctor's offices adjacent to a new treatment area.

Tech has more than 10,000 square feet dedicated to sports medicine, placing it in the top five percent nationally. The training room also has offices for the staff, dozens of training tables, two cold tubs, whirlpools, an underwater treadmill, a Biodex System 3 and various other pieces of rehabilitation equipment and treatment modalities.

The Hahn Hurst Basketball Practice Center contains a fully-equipped training room. This area features two examination rooms, a taping area and hot and cold immersion tubs. A state-of-the-art Alter G rehab machine also is located in this area. The sports medicine staff can handle all aspects of treatment and rehabilitation of injuries from this room. Team physical therapist Erin Gibson works directly out of this facility in support of the basketball programs.

In addition, a training room has been constructed in Rector Field House for teams utilizing the facility, and the Gordon Family Mobile Sports Medicine Unit is a portable training room that can be transported to various venues.

Athletes have many options to help prevent or protect them from injuries. The sports medicine staff takes great pride in treating athletes year-round. Special attention is paid to offseason activity. The staff will analyze past injury data from each participant and construct a preventative program.

A vital part of student-athlete medical services is access to the LewisGale Hospital at Montgomery's SWVA Center for Orthopaedics and various specialty services offered through HCA Southwest Virginia and its affiliated hospitals.

"We are privileged to have access to the finest physicians and services that HCA has at its disposal," Goforth said. "It is comforting knowing

that our local hospital has the best care available in this region of the country for our student-athletes."

Physical therapists Chris Rogers, Erin Gibson and Katie Rogers play a large role in the overall program developed to return an injured athlete to 100 percent. Team chiropractor, Dr. Greg Tilley, provides Tech athletes with specialized treatment for spine-related conditions and plays a huge role in performance enhancement through various chiropractic techniques.

"As certified athletic trainers, for us to have the resources of folks like Erin Gibson, Chris Rogers, Mario Travis, Katie Rogers, Greg Tilley and Gary Bennett is a tremendous asset," Goforth said. "The knowledge and skills that they bring are invaluable."

Team orthopaedic surgeons Dr. Marc Siegel and Dr. James Farmer bring a wealth of experience and skill to assist when athletes need orthopaedic consultation for certain types of sports-related injuries. Both surgeons bring a unique skill set and have an excellent bedside manner that ensures that athletes and parents alike are comfortable and confident whenever surgery may be indicated.

Over the past 14 years, Tech has developed the reputation for producing top-level certified athletic trainers. Graduates are now employed in positions across the country at various levels of the profession.



Brad McCrady, D.O.
Team Physician



Amy Kunigonis
Athletic Trainer



MIKE GOFORTH

ASSOCIATE ATHLETICS DIRECTOR FOR SPORTS MEDICINE

Responsibilities: As associate athletics director for sports medicine, Goforth oversees healthcare needs of all student-athletes and organizes all trainers and doctors while supervising all other services Tech offers.

Joined VT Staff: 1998; 15th year.

Prior to Virginia Tech: Goforth came to Tech from the Hamilton Medical Center/Bradley Wellness Center in Dalton, Ga., where he was the director of wellness and sports medicine. He has an extensive background in sports medicine, working at East Tennessee State University, William Fleming High School, Tusculum College, Greene County Sports Medicine/Industrial Cooperative and Pioneer Sports Medicine/Physical Therapy Clinic. He also has numerous opportunities to consult on program development throughout the country.

Education: East Tennessee State University, 1991, physical education; Virginia Tech, 1995, master's in sport management.

Family: Goforth and his wife, Tracy, a teacher at Blacksburg Middle School, have two sons – Ethan, 16, and Luke, 12.

VIRGINIA TECH ALUMNAE

Virginia Tech is a public institution with a world-renowned reputation in high-technology fields, such as engineering, architecture and the sciences. The university teaches more than 31,000 students, including 1,500 international students representing 110 countries. Virginia Tech offers more than 70 undergraduate and 150 master's and doctoral degree programs taught by nationally and internationally recognized scholars.

Many Virginia Tech women's basketball players have gone on to have successful careers with both large and small companies. The following are just a few examples of the success obtained by Virginia Tech women's basketball alumni. These former players demonstrate on a daily basis the results of Tech's commitment to excellence for all student-athletes.

Former Player	Class
Britney Anderson	2007
Assistant women's basketball coach, Radford University	
Jackie Ansley	1985
Owner and CEO Sports Performance Specialist	
Cathy Hall Arocho	1979
VP of Finance, IT consulting firm	
Stephanie Green Ballein	1989
Director of Student-Athlete Support Services/SWA, Radford University	
Reneé Maitland Banks	1998
Process Engineer, GGB Manufacturing Company	
Thea Bertola	1977
Guidance Counselor, Monticello (Va.) HS/Co-owner, Blue Ridge Property Management	
Lindsey Biggs	2010
ESPN Wide World of Sports and finishing master's degree from VCU	
Michelle Bain Brink	1988
Nike Footwear Sales Manager, Europe	
Anita Brockett	1976
Varsity Basketball Coach, Crozet, Va.	
Stacy Brown Rosser	1997
Social Worker in Children's Developmental Services Agency	
Dawn Chriss	2006
Quality Improvement Specialist, Foundations for Home and Community, Assistant JV & Varsity Basketball Coach at Academy of Holy Cross	
Brittany Cook	2009
Fourth year medical student, Edward Via Virginia College of Osteopathic Medicine	
Kirby Copeland	2007
Professional basketball player, France	
Betty Glover Cornwell*	1974
Shipping & Receiving Supervisor, James Madison Bookstore	
Maureen Corrigan Murphy	
Senior Director Talent Acquisition - Sallie Mae, Inc.	
Allison Craig	1992
Professor at the University at Albany, State University of New York	
Nikki Davis	2011
Assistant women's basketball coach, ETSU	
Nare Diawara	2007
Professional basketball player, France	
Kelly Drinka	1999
FedEx Courier	
Utahya Drye	2010
Professional basketball player in Romania	
Angela Donnell	1995
Mental Health Social Worker	
Maureen Donovan	1987
Global Marketing Manager, Southco, Inc.	
Amy Wetzel Doolan	2001
Licensed Family Medicine Physician	
Rayna DuBose	2007
Motivational Speaker	
Kathy Duncan	1980
Fine Arts Supervisor, Montgomery County Schools	
Julie Easter	1981
Part-time sales	
Angie Gray	1995
Brand Manager, Scotts Miracle-Gro Company	
Amy Byrne Feathers	1990
Freelance Architect	
Mary Beth Bergmann Fischer	1991
Homemaker	
Megan Finnerty	2007
Sales representative, Coca-Cola	
Helena Flannagan	1979
Maintenance manager/scheduler, Consumers Energy	
Judy Fowler	1994
Physical Education Specialist, Colfax (NC) Elementary	
Jeni Garber	1991
Head Coach, Quincy University	

Former Player	Class
Kerri Gardin	2006
Professional basketball player, Spain - WNBA Conn. Sun	
Terri Garland	1996
Fire Fighter, Charlotte, N.C.	
Erin Gibson	2005
Director of Physical Therapy - University PT and VT Athletic Dept.	
Brittany Gordon	
9-10th grade English Teacher, Head women's basketball coach - Montrose Christian School	
Angie Gray	
Brand Manager, Scotts Miracle-Gro Company	
Lisa Griffith	1993
Elementary School Physical Education Instructor	
Lisa Guarneri Grubb	2002
Co-owner Calvary Consulting	
Amber Hall	2009
Attorney in Florida and Georgia	
Cathy Hall Raines	
Executive Director Finance at Laureate Education Inc.	
Lisa Haney	1988
Math Instructor, Monticello High School	
Kathy Hanover	1983
Elementary School Physical Education Instructor	
Laura Haskins	2009
Corporate attorney at McKenna Long & Aldridge LLP	
Sarah Hicks	2002
Strategic Sales Manager, Cars.com	
Michelle Hollister Houseright	1999
Senior Sales Specialist - Cardiovascular Business, Eli Lilly and Co. Pharmaceuticals	
Roshana Jackson	2006
UPS employee	
Shavena Jamierison	1991
Military Warrant Officer/Real Estate broker	
Nicole Jones	2002
Director of Marketing, KETTLER, Inc.	
Chris Johnson	1997
Director of Marketing and Technology, Pegasus Assoc. Lighting	
Pamela Johnson	1985
Department Manager, Lowe's	
Cyndi Justice	1991
Assistant basketball & volleyball coach, Bridgewater College	
Dana Walvius Karr	1990
Parish nurse and home school mom	
Angie Kelly	1986
Teacher/Coach, Washington-Lee High School	
Sharon Kelly	1974
Retired FBI Special Agent	
Ieva Kublina	2004
Professional basketball player, Russia	
Adriana Lemaitre	
Vice president of Sunshine Contracting	
Pauline Landes	1981
Director of Child Care, Douglas County (Colo.) School District	
Peggy Hall Lee*	1973
Retired, school nutrition director, Currently works as business development director, Dairy Management Inc.	
Robin Lee	1985
Branch Chief/Manager Mental Health Services - Hawaii State Youth Correctional Facility	
Lisa Leftwich	1995
Residential Property Management	
A.J. Lemaitre	2009
Master's candidate in business administration, Virginia Tech	
Missy Lemons	2000
Doctor of physical therapy at a private practice	
Emily Lipton Kendall	2003
Enrolled EMBA Program at Virginia Tech (Northern Va.)	

Continued

VIRGINIA TECH ALUMNAE CONTINUED

Former Player	Class
Sue Logsdon	1994
Compliance Coordinator for the Institutional Review Board, University of Nebraska Medical Center	
Carrie Mason Melat	2006
Accountant, Joy Global	
Candy Michel	1990
Business Systems Analyst, Bull Moose Tube Co./Third year law student, St. Louis	
Jamie Osborne Little	1988
Homemaker	
Suzanne Mott	1988
Special Education Teacher, Queensbury (N.Y.) High School	
Katie O'Connor	1999
Assistant basketball coach, University of Virginia	
Sandy Collins Odend'hal	1982
Homemaker	
Noreen Brennan Pecsok	1985
Division III basketball coach, Middlebury College	
Jenny Root Price	1995
Homemaker	
Julie Walch Pruitt	1995
Nurtur Program Coordinator, Duke University School of Medicine	
Fran Recchia	2005
Assistant women's basketball coach, Radford University	
Melanie Retzke*	1973
Senior Business Systems Analyst, PPD	
Kim Seaver Robbins	2000
Fourth grade teacher	
Karen Robertson*	1973
Application Analyst, Carilion Clinic	
Eileen Roche	1982
Assistant Athletic Director of Operations, Stanford women's basketball	

Former Player	Class
Louisa Sam*	1974
Retired	
Joely Scott	1992
Graphic and web design	
Cindy Smith Rental	
Property Manager, Charlottesville, Va.	
Taiqua Brittingham Stewart	1985
Financial analyst	
Suzy Stone	1986
Realtor	
Kim Albany Sutlive	1982
Part-time K-8 PE instructor	
Kristin Burke Thompson	1995
Naval officer - Fighter pilot	
Lynette Nolley Vest	1998
Homemaker	
Christi Osborne Vest	1995
Homemaker	
Joyce Waddy	1987
Senior Corrections Officer, Va. Department of Corrections	
Valerie (Mimi) Walters	1980
Teacher and Coach, Bryn Mawr School	
Tere Williams	2001
Studying BioMedical Science at VA Maryland College of Veterinary Medicine	
Linda Walther Cashion	
Freelance Accountant	
Lisa Witherspoon	1999
Asst. professor, Univ. of South Florida/Dir.of USF Active Gaming Research Laboratories	

* Member of the original club team that paved the way for the varsity women's basketball program at Virginia Tech.

HARDWOOD CLUB

The Hokie Hardwood Club, formerly known as the Diamond Club, has been in existence for more than 20 years. The mission of the Hokie Hardwood Club is to increase public awareness of the Virginia Tech women's basketball program, to raise the level of community support for all aspects of the program and to provide the level of spirit and resources required for a program of national prominence. The club conducts fundraisers during the year in support of the women's basketball program. Fundraising efforts helped with some of the team's expenses on its summer trip to Europe in 2000, as well as the trip to Australia the summer of 2004 and the 2008 trip to Greece and Italy. Members of the Hokie Hardwood Club travel to several away games each season.



With the help of the Hardwood Club, the women's basketball team travelled to Greece and Italy in 2008.

KEEPING UP WITH THE HOKIES

VISIT

hokiesports.com

Virginia Tech's **OFFICIAL WEBSITE** is your one-stop source for information about Hokie varsity sports



A **FREE, WEEKLY ONLINE PUBLICATION** featuring quick updates about athletics at Virginia Tech


SUBSCRIBE AT

hokiesports.com



ONLINE FAN PAGES showcase everything you need to know about each sport's program >> Links at hokiesports.com

A **MONTHLY MAGAZINE** for continuing coverage of Hokie sports



HOKIES^Xtra

All Virginia Tech Athletics radio broadcasts and television programs are available exclusively online via **HokiesXtra**, on hokiesports.com.



Connect with Hokie fans and Virginia Tech Athletics via our **FACEBOOK**, **INSTAGRAM** and **TWITTER** pages



<http://www.facebook.com/hokiesports>
<http://twitter.com/hokiesports>
http://twitter.com/VT_WBBall



Instagram: [vthokiewbb](https://www.instagram.com/vthokiewbb)
 Instagram: [vthokiembb](https://www.instagram.com/vthokiembb)

**IT STARTS WITH THE FUSE THAT THE GAME LIGHTS INSIDE US.
PASSION IS EXCHANGED BETWEEN THE COURT AND THE STANDS.
ENERGY BECOMES SYNERGY.
OUR UNCOMMON DESIRE BECOMES OUR COMMON GROUND.
BECAUSE THIS SEASON, IT'S ABOUT INTENSITY.
IT'S DRIVEN BY INNOVATION THAT ELEVATES,
AND SPEED THAT WILL RISE.
THE GAME WILL BECOME FASTER,
AND PRIDE WILL BURN HOTTER.
IN ARENAS ALL OVER THE COUNTRY,
INTENSITY WILL INSPIRE COLLEGE FANS
AND COLLEGE PLAYERS
TO UNITE AS ONE.**



REACHING OUT



HOKIES IN THE COMMUNITY

The Virginia Tech women's basketball team continues its tradition of giving back to Blacksburg and the surrounding communities.

During the fall, the Hokies assisted the Virginia Tech's University Sports Officials Association with its field day event. The team signed autographs and interacted with kids from around the area.

In December, the women's basketball team was active with the Montgomery County Christmas Store. Fans were encouraged to bring donations to games during December and the Hokies assisted the store with set-up and helped families with their holiday shopping.

Tech hosted both the Special Olympics and Military Appreciation Day during the month of January, and in February the Hokies held a day for Girl Scouts and their families to attend a game.

The Hokies are always active in the Play4Kay initiative which honors former NC State head coach Kay Yow, who lost her long battle with breast cancer. Tech wears pink in an annual game to help raise awareness and funds for breast cancer research.



2013



2014

VIRGINIA TECH

Women's Basketball

PORSCHIA HADLEY



UJU UGOKA



2013-2014 SCHEDULE

Nov. 9	Sat.	HOWARD	3 p.m.
11	Mon.	at Old Dominion	7 p.m.
14	Thu.	FLORIDA	7 p.m.
17	Sun.	BUCKNELL	2 p.m.
23	Sat.	at Hofstra	7 p.m.
27	Wed.	RICHMOND	4 p.m.
30	Sat.	PRESBYTERIAN	2 p.m.
Big Ten/ACC Challenge • Bloomington, Ind.			
Dec. 4	Wed.	at Indiana	7 p.m.
7	Sat.	MICHIGAN STATE	2 p.m.
15	Sun.	USC UPSTATE	2 p.m.
21	Sat.	at Radford	2 p.m.
29	Sun.	ROBERT MORRIS	2 p.m.
Jan. 1	Wed.	at Hampton	4 p.m.
5	Sun.	at Boston College (RSN)	1 p.m.
9	Thu.	VIRGINIA	7 p.m.
12	Sun.	MIAMI	2 p.m.
19	Sun.	DUKE (RSN)	Noon
23	Thu.	GEORGIA TECH	7 p.m.
26	Sun.	at Florida State	2 p.m.
30	Thu.	at Notre Dame	7 p.m.
Feb. 2	Sun.	BOSTON COLLEGE	2 p.m.
6	Thu.	at Syracuse	7 p.m.
9	Sun.	NC STATE	2 p.m.
13	Thu.	at Wake Forest (RSN)	8:30 p.m.
16	Sun.	at Virginia	2 p.m.
20	Thu.	PITTSBURGH (ESPN3)	7 p.m.
23	Sun.	at North Carolina	2 p.m.
27	Thu.	CLEMSON	7 p.m.
Mar. 2	Sun.	at Maryland	2 p.m.
5-9	Wed.-Sun.	ACC Tournament Greensboro, N.C.	

Home games (listed in **BOLD CAPS**) are held in Cassell Coliseum.
Times (EST) are subject to change.
RSN - Regional Sports Network

MONET TELLIER



NIA EVANS



2013



2014