

WOMEN'S BASKETBALL

# VIRGINIA TECH



NIKKI DAVIS

ELIZABETH BASHAM

BRITTANY GORDON





**"OUR GOAL IS TO  
CLIMB UP LADDERS AND  
CUT DOWN NETS."**

**- HEAD COACH  
BETH DUNKENBERGER**

***"With practice courts, locker and video rooms, strength and conditioning facilities, and a training room, our new basketball practice facility is the nation's finest, for the sole purpose of training our basketball teams." - Head Coach Beth Dunkenberger***

# VIRGINIA TECH

## 2010-11 WOMEN'S BASKETBALL

### MEDIA GUIDE CONTENTS

Table of Contents/Schedule/Quick Facts ..... 1  
Media Information ..... 2

### VIRGINIA TECH WOMEN'S BASKETBALL

Hahn Hurst Practice Facility..... 4-9  
Postseason Regulars .....10-11  
World Travelers .....12-13  
Home Court Advantage .....14-15  
Cassell Coliseum .....16-17  
The Tech Locker Room .....18-19

### 2010-11 OUTLOOK

2010-11 Outlook.....22-27  
2010-11 Schedule ..... 25  
2010-11 Roster/TV Chart..... 27

### THIS IS VIRGINIA TECH

The University ..... 30  
University President Dr. Charles W. Steger ..... 31  
Campus Landmarks .....32-33  
Director of Athletics Jim Weaver..... 34  
Athletics Department Directory .....35-36  
Building Boom ..... 37  
The Hokies' Athletic Complex .....38-39  
A Success Story ..... 40  
Blacksburg, Virginia ..... 41

### SUPPORT SERVICES

Academic Support Services .....44-45  
Student Life Office .....46-47  
Strength & Conditioning .....48-49  
Sport Psychology & Sports Nutrition ..... 50  
Sports Medicine ..... 51  
hokiesports.com/ Inside Hokiesports..... 52  
Athletic Fund/Hardwood Club..... 53

### THE COACHING STAFF

Coach Beth Dunkenberger.....56-57  
Assistant Coach Shellie Greenman..... 58  
Assistant Coach Stacy Cantley ..... 59  
Assistant Coach Angela Crosby ..... 60  
Dir. of Basketball Operations Jill Jameson..... 61  
Women's Basketball Support Personnel ..... 62  
Nike Advertisement ..... 63

### MEET THE HOKIES

Elizabeth Basham.....66-67  
Nikki Davis.....68-69  
Brittany Gordon .....70-71  
Shanel Harrison .....72-73  
Taylor Ayers .....74-75  
Alyssa Fenyn .....76-77  
Porschia Hadley .....78-79  
Abby Redick.....80-81  
Aerial Wilson .....82-83  
Nia Evans..... 84  
Latorri Hines-Allen ..... 85  
Brittini Montgomery ..... 86  
Monet Tellier ..... 87  
Kyani White ..... 88  
Hokies by class..... 89

### 2009-10 SEASON IN REVIEW

2009-10 Review .....92-95  
2009-10 Results..... 95  
2009-10 Statistics..... 96  
Regular Season Recaps..... 97-107  
ACC Tournament Recap.....107

### THE ACC

The Atlantic Coast Conference ..... 110-111  
ACC Tournament.....112  
Commissioner John Swofford.....113

### HISTORY & RECORDS

Hokie Hoops History..... 116-117  
Postseason Appearances..... 118-119  
Wins Over Ranked Opponents ..... 120-121  
Milestone Wins .....122  
Conference Affiliation History .....123  
Individual Records ..... 124-125  
Team Records ..... 126-127  
Miscellaneous Records .....127  
Single-Game Highs .....128  
Records by Class .....129  
Year-by-Year Leaders..... 130-131  
Top Ten Performances ..... 132-133  
The 1,000-Point Club ..... 134-136  
Cassell Coliseum Records .....137  
Year-by-Year Results ..... 138-141  
All-Time Series .....142  
Year-by-Year vs. 2009-10 opponents .....143  
Hilton Garden Classic Results/Records ... 144-145  
All-Time Letterwinners/Hall of Fame ..... 146-147  
Honor Roll ..... 148-149  
Virginia Tech Alumni ..... 150-151

### MEDIA GUIDE CREDITS

The 2010-11 Virginia Tech Women's Basketball Media Guide was written by associate director Torye Hurst and edited by Hurst, interns Nathan Sheehan, Marla Glasser and Rachel Perreault. Layout and design by Allison Jamagin. Photographs supplied by photography coordinator Dave Knachel, Woody Veasey and Damian Salas. Printing by PPI Sports, of Minneapolis, Minn. Additional copies may be purchased at [hokiesports.com](http://hokiesports.com) by clicking the "Media Guide Store" button. Guides for all Virginia Tech sports will be added as they become available.

### 2010-11 SCHEDULE

Nov. 12	PRESBYTERIAN	5:30 p.m.
14	WOFFORD	2 p.m.
18	ELON	7 p.m.
21	VIRGINIA COMMONWEALTH	2 p.m.

Caribbean Challenge		
25	Florida Gulf Coast	TBA
26	Iowa	TBA

Dec. 2	at Minnesota (ACC/Big Ten Challenge)	8 p.m.
5	WINTHROP	2 p.m.
11	ROBERT MORRIS	2 p.m.
18	at William & Mary	1 p.m.
21	RADFORD	7 p.m.

HILTON GARDEN HOKIE CLASSIC		
29	Delaware vs. Vanderbilt	5 p.m.
	ALCORN STATE	7 p.m.
30	Delaware/Vanderbilt vs. Alcorn State	5 p.m.
	DELAWARE/VANDERBILT	7 p.m.

Jan. 2	at Charlotte	3 p.m.
6	FLORIDA STATE*	7 p.m.
9	MIAMI*	2 p.m.
13	at Wake Forest*	7 p.m.
16	DUKE*	2 p.m.
23	at Virginia*	2 p.m.
27	GEORGIA TECH*	7 p.m.
30	at North Carolina*	2 p.m.

Feb. 3	at Boston College*	7 p.m.
6	WAKE FOREST*	2 p.m.
10	LONGWOOD	7 p.m.
14	at Clemson* (RSN)	7 p.m.
17	NC STATE*	7 p.m.
20	at Duke*	Noon
24	at Maryland*	7:30 p.m.
27	VIRGINIA* (RSN)	1 p.m.
Mar. 3-6	34th ACC Tournament, Greensboro, N.C.	TBA

Home games in CAPS - \* indicates ACC games - All times eastern - Dates and times subject to change - RSN - Fox Sports Net South, Comcast Sports Net, SunSports, New England Sports Network


### QUICK FACTS

**Name of School:** Virginia Tech  
**City/Zip:** Blacksburg, VA 24061  
**Founded:** 1872  
**Enrollment:** 31,000  
**Nickname:** Hokies  
**Mascot:** The HokieBird  
**School Colors:** Chicago Maroon and Burnt Orange  
**Arena/Gym Name:** Cassell Coliseum  
**Capacity:** 9,847  
**Affiliation:** NCAA Division I  
**Conference:** ACC  
**President:** Dr. Charles Steger  
**Athletics Director:** Jim Weaver



### BY THE WAY, WHAT IS A HOKIE?

That's the most often-asked question in Virginia Tech athletics. The answer leads all the way back to 1896 when Virginia Agricultural and Mechanical College changed its name to Virginia Polytechnic Institute. With the change came the necessity for writing a new cheer and a contest for such a purpose was held by the student body. Senior O.M. Stull won first prize for his "Hokie" yell, which still is used today. Later, when asked if "Hokie" had any special meaning, Stull explained the word was solely the product of his imagination and was used only as an attention-getter for his yell. It soon became a nickname for all Tech teams and for those people loyal to Tech athletics. The official school colors - Chicago maroon and burnt orange - also were introduced in 1896. They were chosen because they made a "unique combination" not worn elsewhere at the time.



The 2010-2011 Virginia Tech women's basketball guide has been designed to aid the media in its coverage of Hokie basketball. Additional information, news releases and photographs are available to accredited members of the media. All requests should be directed to the Athletics Communications Office. Please contact us by writing to the Virginia Tech Athletics Communications, 460 Jamerson Athletic Center, Blacksburg, VA 24061. If you would like to call, please phone (540) 231-6726. The Athletics Communications fax number is (540) 231-6984.

**PRESS CREDENTIALS**

Requests for press credentials are screened with care to ensure a working press row. Children and other non-workers are not allowed in compliance with the working code of The Basketball Writers Association of America. Credentials will be granted to Virginia Tech's official Web site, the visiting team's official Web site and the Atlantic Coast Conference's official Web site.

Requests for media credentials should be made in writing on appropriate letterhead at least one week prior to the game. Requests should be directed to Torye Hurst. You are urged to submit your request as early as possible. A reminder – no cheering is allowed in the working press area or on press row.

**BROADCAST SERVICE**

Radio space for broadcasts of women's basketball games is located on press row at courtside across from the team benches. Lines are available on a reciprocal basis. Please contact

the Virginia Tech Athletics Communications Office as your local contact for broadcast location at Cassell Coliseum.

**MEDIA SERVICES**

A flip card, game notes, updated statistics and media guides will be available before the game. Complete NCAA statistics will be available as soon as possible after the game, and will be distributed at halftime.

**INTERVIEWS**

All Virginia Tech players and coaches will be available throughout the season for interviews. All interviews with coach Beth Dunkenberger and players must be arranged through the Athletics Communications Office.

**POSTGAME POLICY**

Coach Beth Dunkenberger and players will be available to the media after each home game. After a 10-minute cooling-off period, coach Dunkenberger and requested players will speak to the media in Room 207 in Cassell Coliseum.

**LISTENING TO THE HOKIES**

For the 14th straight year, the Hokies will have a commercial radio package. All Virginia Tech women's basketball games can be heard throughout the Blacksburg-Christiansburg-Radford market on SuperSports (101.7 FM). Jerry Massey will handle the play-by-play duties in his sixth season with the team. Webcasts of all women's basketball games can be heard by accessing Tech's official Web site - hokiesports.com.

**ACC ON THE WEB**

The Atlantic Coast Conference official Web site can be accessed on the Internet by visiting [www.theacc.com](http://www.theacc.com).

Information is updated with new material daily. Links to each of the ACC schools' official athletic Web sites are also located on this site.

TheACC.com will have an updated basketball release each afternoon following the day of a game. The ACC Player and Rookie of the Week will be posted on Monday afternoons.

**COACHES' TELECONFERENCE**

The ACC women's basketball coaches teleconference will take place on Tuesday, March 1, 2011, the week of the ACC Championship. The teleconference will start at 10 a.m., and each coach will have approximately 10 minutes to make an opening statement and answer questions. There will be an instant replay of the teleconference on the conference Web site, [www.theACC.com](http://www.theACC.com). The media telephone number is (913) 312-6672.

Sylvia Crawley, Boston College	10:00
Ito Coleman, Clemson	10:10
Joanne McCallie, Duke	10:20
Sue Semrau, Florida State	10:30
MaChelle Joseph, Georgia Tech	10:40
Brende Frese, Maryland	10:50
Katie Meier, Miami	11:00
Sylvia Hatchell, North Carolina	11:10
Kellie Harper, NC State	11:20
Debbie Ryan, Virginia	11:30
Beth Dunkenberger, Virginia Tech	11:40
Mike Petersen, Wake Forest	11:50



# WE ARE ... VIRGINIA TECH BASKETBALL



## THE BETH DUNKENBERGER SHOW

The Beth Dunkenberger Show returns for its fifth season on Tuesday, Dec. 28. The program, featuring players along with head coach Beth Dunkenberger, will once again be broadcast on SuperSports (101.7 FM), the flagship station for Virginia Tech women's basketball. The show, hosted by Jerry Massey, will be broadcast live at PK's Restaurant in downtown Blacksburg. Each program may also be heard on hokiesports.com.

## HISTORY

**First Year Of Basketball:** 1976-77

**All-Time Record:** 550-434

**Appearances in NCAA Tournament/Last:** 9/2006

**All-Time NCAA Record:** 8-9

**Last NCAA Tournament Opponent:** Connecticut  
**Result:** 79-56 loss in Second Round

**Appearances in WNIT Tournament/Last:** 3/2007

**All-Time WNIT Record:** 5-3

**Last WNIT Tournament Opponent:** Auburn  
**Result:** 81-73 loss in Sweet 16

## COACHING STAFF

**Head Coach:** Beth Dunkenberger

**Alma Mater, Year:** Randolph-Macon, '88

**Record at School (years):** 99-85 (6)

**Career Record (years):** 164-135 (11)

**Basketball Office Phone:** (540) 231-4998

**Best Time/Day to Reach Coach:** Through ACD

**Assistant Coaches:** Shellie Greenman (Emory & Henry, '88), Stacy Cantley (UNC Wilmington, '99), Angela Crosby (Appalachian State, '95)

**Director of Basketball Operations:** Jill Jameson (Northern Iowa, '92)

**Graduate Assistant:** Abby Boggs (Virginia Tech, '10)

**Athletic Trainer:** Amy Miller (Charleston, '98)

## MEDIA INFORMATION

**Radio Station:** SuperSports 101.7 FM

**Contact/Play-by-Play Announcer:** Jerry Massey

**Phone:** (540) 287-7158

**email:** jmassey@ispsports.com

**Athletic Website:** hokiesports.com

## TECH WEB SITE

Notes, releases, statistics and other pertinent information is available on Tech's official athletics department Web site - [www.hokiesports.com](http://www.hokiesports.com).

## ATHLETICS COMMUNICATIONS

**Women's Basketball Contact:** Torye Hurst

**Office Phone:** (540) 231-8823

**SID Fax:** (540) 231-6984

**Home Phone:** (540) 998-5907

**Cell Phone:** (540) 998-5907

**E-mail Address:** [tohurst@vt.edu](mailto:tohurst@vt.edu)

**Asst. AD for Athletics Communications:** Dave Smith

**Associate Directors:** Bill Dyer, Bryan Johnston

**Interns:** Marla Glasser, Rachel Perreault, Nathan Sheehan

**Press Row Phone:** (540) 231-3048


**Athletics Department Phone:** (540) 231-6796

**Athletics Ticket Office:** (540) 231-6731

**Athletics Communications Mailing Address:**

460 Jamerson Athletic Center;  
Blacksburg, VA 24061


# HAHN HURST PRACTICE FACILITY HOME OF THE HOKIES



- The Hokies settled into their \$21 million, 49,000 square-foot Hahn Hurst practice facility in August, 2009.

- The entrances on both the first and second floors feature graphics of players, present and past, as well as memorabilia areas.






*Kerri Gardin, the first Tech player to participate in the WNBA, stands near one of the displays which features her Connecticut Sun jersey.*



# HAHN HURST PRACTICE FACILITY HOME OF THE HOKIES





- The spacious locker room includes vanities for each player with ample space for informal team meetings. Adjacent to the locker room is a video classroom and a large player lounge featuring computer stations and a large flat-screen television.



# HAHN HURST PRACTICE FACILITY HOME OF THE HOKIES



- The 4,000 square-foot strength and conditioning room includes the finest in weight training equipment, while the sports medicine area provides athletes with the latest in sports injury prevention and care treatment.





# POSTSEASON REGULARS

## VIRGINIA TECH IN POSTSEASON PLAY

### NCAA TOURNAMENT


Year	Seed	Region	Qualified	Round	Opponent	Results	Location
1994	8	East	Metro Tournament Champs	1st	Auburn	L 51-60	Blacksburg, Va.
1995	8	East	At-large bid	1st	St. Joseph's	W 62-52	Storrs, Conn.
				2nd	Connecticut	L 45-91	Storrs, Conn.
1998	11	West	Atlantic 10 Tournament Champs	1st	Wisconsin	W 75-64	Gainesville, Fla.
				2nd	Florida	L 57-89	Gainesville, Fla.
1999	4	East	At-large bid	1st	Saint Peter's	W 73-48	Blacksburg, Va.
				2nd	Auburn	W 76-61	Blacksburg, Va.
				Regional	Tennessee	L 68-52	Greensboro, N.C.
2001	7	Mideast	At-large bid	1st	Denver	W 77-57	Lubbock, Texas
				2nd	Texas Tech	L 52-73	Lubbock, Texas
2003	7	East	At-large bid	1st	Georgia Tech	W 61-59	West Lafayette, Ind.
				2nd	Purdue	L 62-80	West Lafayette, Ind.
2004	8	East	At-large bid	1st	Iowa	W 89-76	Blacksburg, Va.
				2nd	Penn State	L 48-61	Blacksburg, Va.
2005	12	College Park, Md.	At-large bid	1st	DePaul	L 78-79	College Park, Md.
2006	7	University Park, Pa.	At-large bid	1st	Missouri	W 82-51	University Park, Pa.
				2nd	Connecticut	L 56-79	University Park, Pa.

### WNIT

Year	Seed	Region	Qualified	Round	Opponent	Results	Location
2000	-	-		1st	Georgia State	W 80-58	Blacksburg, Va.
				Sweet 16	Maryland	L 60-68 (OT)	Blacksburg, Va.
2002	-	-		1st	UNC Greensboro	W 51-45	Blacksburg, Va.
				2nd	George Washington	W 68-52	Blacksburg, Va.
				Quarterfinal	Vermont	W 76-48	Blacksburg, Va.
				Semifinal	Houston	L 72-77 (OT)	Blacksburg, Va.
2007	-	-		2nd	Western Carolina	W 74-64	Blacksburg, Va.
				Sweet 16	Auburn	L 73-81	Blacksburg, Va.



The Hokies made their fourth-consecutive NCAA appearance in 2006 at the University Park, Pa., Regional and posted their largest margin of victory in the NCAA Tournament with a 31-point win over Missouri.



Postseason appearances and large crowds are mainstays of the Virginia Tech women's basketball program. The Hokies have played in postseason tournaments 12 times in the past 17 years, including 10 of the last 13 seasons. Tech's greatest success came in 1999, when the Hokies

went 28-3, including 15-0 at home. Tech hosted and won first and second round games against St. Peter's and Auburn to advance to the Sweet 16, played in Greensboro, N.C., where it lost to defending national champion Tennessee (above, left). The Hokies won their first-round 2003 NCAA

Tournament game over Georgia Tech at Purdue University (above, right) on this Carrie Mason runner in the final seconds. In 2004, Virginia Tech and Cassell Coliseum again served as the host for first and second round NCAA Tournament games (below).



# WORLD TRAVELERS

THE VIRGINIA TECH WOMEN'S BASKETBALL PROGRAM SPANS THE GLOBE



## EUROPE • 2000

*In the summer of 2000, the Hokies enjoyed an 11-day journey in Europe. A highlight of the three-nation tour was a visit to Paris (above). Tech won all four games it played against competition from France and Switzerland.*



## AUSTRALIA • 2004

*During the summer of 2004, the Hokies went "Down Under" for a 12-day excursion to Australia. Sydney Harbour and the Great Barrier Reef were among the many highlights of this once-in-a-lifetime trip.*



## LAS VEGAS • 2004

*In 2004, Virginia Tech traveled across the country to fabulous Las Vegas, where the Hokies enjoyed their stay at the New York, New York Resort while winning the Duel in the Desert Tournament.*




## U.S. VIRGIN ISLANDS • 2003

*The Virginia Tech women's basketball team played in the Paradise Jam in the U.S. Virgin Islands (left) over the Thanksgiving holiday in 2003. On the six-day trip, the Hokies won the event, beating Iowa State and Mississippi State, as well as taking advantage of the beautiful Caribbean scenery and climate. The team members took a boat tour, snorkeled, rode jet-skis and spent plenty of time on the beach.*

## BAHAMAS • 2007

*The Hokies traveled to the Bahamas in 2007 to participate in the Junkanoo Jam.*



## CANCUN, MEXICO • 2005, 2010

*The Hokies will return to beautiful Cancun this season after spending five days there in 2005 where they won both games in the Caribbean Classic against Western Michigan and Texas Tech. The team will once again stay at the world-class Adventura Spa resort.*



## NEW YORK • 2009

*In December of 2009, the Hokies visited New York City and took in a Broadway Show.*




## GREECE/ITALY • 2008

*The Virginia Tech basketball team traveled to Greece and Italy where they visited some of the world's most famous landmarks during the 12-day tour.*

# HOME COURT ADVANTAGE CASSELL COLISEUM







### TECH'S RECORD IN CASSELL

Season	Record	88-89.....	10-2	01-02.....	15-2
76-77.....	4-3	89-90.....	8-5	02-03.....	13-1
77-78.....	4-6	90-91.....	8-5	03-04.....	13-3
78-79.....	7-7	91-92.....	5-5	04-05.....	10-3
79-80.....	8-6	92-93.....	13-1	05-06.....	9-4
80-81.....	7-1	93-94.....	13-1	06-07.....	10-7
81-82.....	8-5	94-95.....	11-2	07-08.....	11-6
82-83.....	7-1	95-96.....	9-5	08-09.....	9-7
83-84.....	9-4	96-97.....	5-8	09-10.....	12-5
84-85.....	9-4	97-98.....	10-3	<b>Total .....</b>	<b>322-135</b>
85-86.....	10-4	98-99.....	18-0		<i>(.704 overall)</i>
86-87.....	9-3	99-00.....	10-6		
87-88.....	4-7	00-01.....	12-3		

“Cassell Coliseum and the Virginia Tech fans combine to make an electric atmosphere. From the moment our team rushes through the fog to take the court until the final buzzer sounds, there’s no energy quite like what you’ll find in The Cassell. Our fans make the difference at Virginia Tech ... it’s what NCAA basketball is all about!”  
 - Head Coach Beth Dunkenberger




# AN OUTSTANDING COLLEGE BASKETBALL ARENA CASSELL COLISEUM



## TOP 10 WOMEN'S CASSELL CROWDS

10,052	Tech 73, St. Peter's 48*	March 13, 1999
9,812	Tech 76, Auburn 61*	March 15, 1999
9,724	Tech 62, Xavier 60	Feb. 5, 1999
8,373	Tech 65, St. Joseph's 56	Jan. 22, 1999
8,079	Tech 66, George Washington 64	Feb. 21, 1999
7,402	Connecticut 90, Tech 38	Feb. 7, 2001
7,211	Connecticut 68, Tech 50	Jan. 27, 2004
7,128	Penn State 61, Tech 48*	March 28, 2004
7,043	Tech 62, LaSalle 35	Feb. 7, 1999
6,364	Tech 85, Pittsburgh 55	Feb. 28, 2004

\* NCAA Tournament





Cassell Coliseum, celebrating its 50th Anniversary, has always proven to be a tough arena for women's basketball opponents, especially over the past 13 seasons in which the Hokies are 152-50 (.752) at home.

The 1998-99 home season gave Hokie fans plenty of drama and excitement, as Tech roared to a 15-0 mark in the friendly confines of Cassell. Going back two games into the 1997-98 season and extending through the 1999-00 opener, Tech won 18-straight at home.

Over the past nine seasons, the Hokies have posted a 103-38 record in Cassell, with 27 of the losses coming against teams which advanced to the postseason. Tech has been especially tough at home versus non-conference foes defeating 68 of the last

73 and 74 of the last 80. Two of the non-conference losses ironically both occurred on March 23, a 77-72 overtime defeat in 2002 against Houston in the WNIT semifinals and a 61-48 loss to Penn State in the 2004 NCAA Tournament Second Round.

Equally as impressive as the Hokies' play at home has been the tremendous number of people who have come to watch them play. Averaging 5,221 fans per game in 1998-99 and having a sell-out at the 10,052-seat arena, Tech shattered its women's basketball attendance marks. In the last 12 years, Tech has played before 587,642 fans at home, an average of 3,093 per game. Last season, the Hokies averaged 2,381 for 17 home contests, which ranked 62nd in the nation.

Cassell Coliseum was the site of a sub-regional in the 1999 NCAA Tournament. In that marquee event, the Hokies played in front of packed houses and picked up wins over St. Peter's and Auburn to advance to the NCAA Sweet 16. Tech also played host to the 2004 NCAA women's basketball first and second rounds, with the Hokies defeating Iowa 89-76 in the first round before

falling 61-48 to Penn State in the second round in front of 7,128 fans, the eighth-largest crowd for a women's game in Blacksburg.

In the past 18 years, Virginia Tech has posted a 203-67 (.752) mark in home games. Overall, the Hokies have compiled a 322-135 record in Cassell Coliseum for a winning percentage of 70.4 in the 34 years they have played in the campus arena.

On Sept. 17, 1977, Virginia Tech officials and friends dedicated the Coliseum in honor of the late Stuart K. Cassell. Cassell became a member of the university administration in 1945 after 17 years as a student and teacher at Tech. He successfully convinced the Board of Visitors of the need for a modern basketball facility.

Construction for the main portion of the Coliseum began in 1961. It was completed in December 1964, at a cost of \$2.7 million. Built by T.C. Brittain and Company of Decatur, Ga., it houses the basketball arena, locker rooms, two auxiliary gymnasiums, offices and other athletic facilities.

The Jamerson Athletic Center, connected to the rear of Cassell Coliseum, was completed in 1982 and dedicated in the fall of 1983. It is named in honor of J.E. Jamerson and his son, William E. Jamerson, owners of the firm that constructed the building.

The complex contains administrative and coaching offices, athletic department accounting and business offices, team and coaches' meeting rooms, a weight room and the Gordon D. Bowman Memorial Club Room on the top floor for Hokie Club members.

Prior to the 1988-89 season, a spring-loaded playing floor was installed in the Coliseum. During 1996-97, the facility was upgraded with a new roof and paint application.

During the 2000-01 season, new video boards were added at both ends of the Coliseum, which are used for live action and video replays during all games.

A seating renovation project was undertaken following the 2001-02 season. All of the seats were dismantled and shipped to a plant in Michigan, where the old paint was stripped off and refinished with a clear wood finish.


Through new projects, renovations and maintenance reserve projects, Cassell Coliseum has undergone approximately \$2.5 million in improvements over the past six years.

Prior to the 2003-04 season, the ambulatory was renovated and now features more accessible concession areas, new flooring, video monitors which allow fans to watch the action when not in the arena and the addition of Hokie Stone to many of the entrances to the seating area.

The court was stripped and received a new coat and paint design in 2009 along with a complete rewiring of electrical and video cables under the floor.



# HOKIES' LOCKER FACILITY AMONG THE NATION'S BEST GAME DAY LOCKER ROOM



When the final whistle blows after a game or practice, the women's basketball team retires to one of the finest locker room facilities in the nation. The entire locker room underwent a major renovation in the summer of 2000, with other improvements added in 2004 and 2006.

The facility features an entrance directly onto the Cassell Coliseum floor, a team meeting room, a training area and a new video system. The entrance to the area has a wooden floor painted to match the game floor, with a giant image of a Cassell Coliseum crowd as a backdrop.

Another nice touch in the state-of-the-art facility are the vanities located between each of the lockers.

The cost of the 2000 renovation project was approximately \$225,000 and would not have been possible without a generous gift from the Roanoke Valley Hokie Club. In 2004, several new additions were part of a \$45,000 upgrade including a Wall of Fame featuring outstanding players from the past, an Academic Honors Wall, a collage of photos of great moments in Tech women's basketball history, crown molding, Hokie Stone accent, computer desks, a plasma screen television and a new sound system. Funding for the project was provided through the women's basketball foundation.







*Abby Redick*



*Aerial Wilson*



*Shanel Harrison*

# 2010-2011



*Elizabeth Basham*

*Brittany Gordon*

*Nikki Davis*



# OUTLOOK



*Porschia  
Hadley*



*Taylor  
Ayers*



*Alyssa  
Fenyn*

# 2010-11 SEASON OUTLOOK

## UNDERCLASSMEN KEY TO HOKIES SUCCESS

The success of the 2010-11 Virginia Tech women's basketball team will rely on the development of ten underclassmen in support of three returning starters. The Hokies will look to return to the postseason which would be their 11th appearance in the last 14 years. The 2010-11 team returns nine players from last year's 15-15 squad, along with five newcomers from a recruiting class ranked 28th nationally by hoopgurlz.com.

Last season's team was led by All-ACC Honorable Mention Utahya Drye who was the top scorer and rebounder on the team. The Hokies have advanced to postseason play in 12 of the last 17 years, advancing to the NCAA Second Round on five occasions and to the "Sweet 16" once. Last season's schedule featured eight NCAA tournament teams and six WNIT teams. This year's schedule promises to be just as challenging as Tech faces a possible 17 opponents that advanced to postseason play last year.

"This is one of the most athletic and talented groups of players to suit up for the Hokies," said head coach Beth Dunkenberger. "This team has a good mix of veterans and youth, including three seniors along with 10 freshmen and sophomores."

The Hokies are now in their second year in the spacious Hahn Hurst Basketball Practice Facility. The \$21 million, 49,000 square-foot facility includes practice courts, locker and video rooms, strength and conditioning facilities and a training room. The building is already proving to be a great recruiting tool.

"The new facility has made a definite impact on recruiting," said Dunkenberger. "We promote it on our mailouts to future Hokie hopefuls and once they actually see the building in person on visits to Blacksburg, it definitely provides that 'wow' factor."

This year's edition of the Hokies will feature three seniors, one junior, five sophomores and five freshmen. With just three of the starting-five returning, Tech will be looking to underclassmen to develop quickly as the Hokies face the tough ACC schedule.

Alyssa Fenyn (6-0, So., G, Newark, N.Y.) is the returning leading scorer following a solid freshman season. Fenyn was among the top 10 freshmen in the ACC in both scoring and rebounding while starting 22 games.

Brittany Gordon (6-4, Sr., C, Howard County, Md.) continued to improve in the paint, averaging 6.4 points and 5.1 rebounds with 20 blocks. Gordon had her best game of the year in Tech's 79-64 upset of North Carolina with career-high 17 points and seven rebounds.

Nikki Davis (5-7, tr.-Sr., G, Lexington, Ky.) will be directing the offense again this season from the point guard position. Davis, a transfer from Alabama two years ago, led the team with 116 assists while averaging 6.4 points. Davis erupted for 29 points, the seventh-most in a single game by a Tech player, at Miami including a Hokie record of 14 free throws made in an ACC contest.

Shanel Harrison (6-0, Jr., G, Washington, D.C.) continued to show improvement during her sophomore season and was fourth in scoring (7.3), second in rebounding (5.2) and led the team with 31 blocks. Harrison recorded a double-double



*Five outstanding freshman, Kyani White (#11), Latorri Hines-Allen (#43), Brittini Montgomery (#21), Nia Evans (#20) and Monet Tellier (#31) will join nine returnees as the Hokies enter their seventh ACC season.*

against Boston College and averaged 12.4 points, 5.7 rebounds and 1.0 blocks in the final seven games of the season.

Porschia Hadley (6-3, So., F/C, Montezuma, Ga.) had a solid transition to the college game seeing action in 28 contests while averaging 4.4 points and 3.0 rebounds. Hadley was credited with a career-high four blocks against No. 10 North Carolina.

Abby Redick (6-1, So., F, Roanoke, Va.), Aerial Wilson (5-8, So., G, Cocoa, Fla.) and Taylor Ayers (6-2, So., C, Augusta, Ga.) all saw playing time last year and will be counted on to provide depth. Redick returns following a solid freshman season which saw her appear in all 30 games and set career highs with seven rebounds and four assists versus North Carolina Central. Wilson was the back-up at the point for Davis and saw action in 25 games. Ayers appeared in 19 games and gained valuable experience while battling in the paint against ACC competition. Elizabeth Basham (6-2, Sr., F, Abingdon, Va.) missed the season due to a shoulder surgery and her return is questionable for this year.

Five newcomers from the highly-touted recruiting class will provide depth for Tech this season. Nia Evans (6-0, Fr., F, Lexington, Ky.), Latorri Hines-Allen (6-1, Fr., F, Montclair, N.J.), Brittini Montgomery (6-3, Fr., F, Ft. Pierce, Fla.), Monet Tellier (5-11, Fr., G, Charlotte, N.C.) and Kyani White (5-6, Fr., G, Manassas, Va.) should all see action this season.

Evans was a McDonald's All-America nominee and rated as the No. 97 prospect in the nation after

averaging 13.8 points and 9.8 rebounds a game. Hines-Allen was ranked as the No. 88 prospect in the nation and led her team to the North Jersey Section 1 State Championship. Montgomery was rated No. 31 nationally among power forwards as a junior and averaged 15 points and 14 rebounds as a senior. Tellier was rated as the No. 54 overall prospect nationally and No. 14 at the shooting guard position. White averaged 18.4 points while handing out 8.8 assists per game.

Dunkenberger's coaching staff returns intact from last season. Shellie Greenman, the Hokies' recruiting coordinator, assistant coaches Stacy Cantley and Angela Crosby along with Director of Basketball Operations Jill Jameson all return to the Hokies for another campaign.

Greenman was on the Tech staff previously as an assistant coach (1988-93) under Carol Alfano along with Dunkenberger, who was also an assistant coach. Cantley was a top-10 rebounder and four-year letter winner at UNC Wilmington. Crosby joined the staff two years ago after collegiate coaching stops at Appalachian State, Chattanooga and Memphis. Jameson, a Tech assistant from 1993-97, was the recruiting coordinator at Marquette prior to assuming her current position in Blacksburg.

Abby Boggs will serve as the graduate assistant after concluding her undergraduate work at Virginia Tech.

## GUARDS

Nikki Davis returns to run the Tech offense for the second-consecutive season. Davis handed out a



career-high 11 assists in the upset of No. 10 North Carolina. She missed two games after suffering a knee strain in practice midway through the ACC schedule. Davis underwent surgery on the knee in the offseason and is expected to be ready for preseason practice.

"Nikki is a veteran point guard who has been a starter since she arrived in Blacksburg," said Dunkenberger. "She emerged as a big scoring threat as the season progressed last year."

Alyssa Fenyn, member of the ACC Women's Basketball All-Academic team, made an immediate impact as a freshman. Fenyn was third on the team in scoring and fourth in rebounds. She scored in double figures 10 times and grabbed five or more rebounds in 14 contests.

"Alyssa gained invaluable experience as a freshman and worked extremely hard in the offseason to round out her game," said Dunkenberger. "She has now added a consistent outside shot in her arsenal."

Shanel Harrison returns for her third season after making great strides last year. Harrison exploded for a career-high 20 points against Clemson and pulled down 11 rebounds in two contests.

"Shanel led us in scoring during the month of February last season as she earned her way into the starting lineup," said Dunkenberger. "Her confidence continues to grow as she improves throughout each season and she figures to be an impact player this year."

Aerial Wilson provided depth at the guard position and will be counted on to be even more productive this season. Wilson stepped in when Davis was injured and tossed in eight points at No. 25 Georgia Tech.

"Aerial is extremely quick off the dribble with a nice outside touch," said Dunkenberger. "She is a playmaker who knows how to put the ball in the basket. Aerial's confidence has come with experience and she's ready to compete."


Freshman Monet Tellier was the North Carolina Basketball Coaches Association 2010 State Player



*Aerial Wilson*




*Shanel Harrison*



*Nikki Davis*



*Alyssa Fenyn*



*Porschia Hadley*



*Abby Redick*



*Elizabeth Basham*

of the Year and was the highest rated member of the Hokies' recruiting class. Tellier was a member of the National Adidas Candace Parker team that traveled to Japan in the Summer of 2008.

"Monet is an explosive and extremely talented athlete who flat out plays hard all the time," said Dunkenberger. "Her energy on the court will help ignite our fans and the team this season."

Kyani White is another freshman who will be counted on to provide outside scoring this season. White connected on 239 three-point shots in her high school career en route to scoring 1,556 career points.

"Kyani is one of the best ball-handling point guards to ever wear a Hokie uniform," said Dunkenberger. "She is an extremely hard worker who has a knack for finding the open player as well as being very tenacious on the defensive end."

## FORWARDS

The Hokies will have to find a replacement for leading scorer and rebounder Utahya Drye who was an ACC Honorable Mention selection last season.


Elizabeth Basham missed the entire 2009-10 season following shoulder surgery and she continues to rehab in preparation for the upcoming season.

"Elizabeth is returning to full strength after rehabbing her shoulder injury," said Dunkenberger. "She is extremely deadly from three-point range and she can stretch the other team's defense."

Abby Redick played in all 30 games after missing most of her senior season in high school following knee surgery. Redick is a versatile player who can play inside and outside with the ability to score from behind the arc.

"Abby banked major time in the gym this summer working on her perimeter skills," said Dunkenberger. "She will be one of the more versatile players on the team and can consistently shoot the perimeter jumper."

Latorri Hines-Allen averaged 14 points and 12 rebounds during her junior season, guiding her high



*Brittany Gordon*

school team to the North Jersey Section 1 State Championship. Hines-Allen suffered a knee injury playing for her AAU team in the summer of 2009 and missed her senior season. She is expected to be fully recovered for preseason practice.

"Latorri is one of the team's most athletic players who can rebound, run and defend," said Dunkenberger. "She can score on the blocks as well as facing the basket."

Freshman Nia Evans will be looked upon to provide support on both ends of the floor off the Tech bench. Evans led her team to a combined 58-1 record in her last two years and to the 2009 Georgia 5A championship.

"Nia brings a championship mentality to the program and will vie for playing time immediately," said Dunkenberger. "She makes up for her size with skill, quickness and a knack for finding the basket on the offensive end."

## POSTS

Brittany Gordon has seen improvement in each of her three seasons with the Hokies. Gordon started all 30 games last year and finished second on the team in blocks (20) and third in rebounds (5.1). She had two double-doubles last season and pulled down a career-high 14 rebounds against Boston College.

"Brittany is a veteran post player who knows how to get the job done in the paint," said Dunkenberger. "She can run, rebound and defend as well as score in the paint."

Sophomore Taylor Ayers played in 19 games as a freshman and her continued development on the inside will be counted on to provide more depth at the position.

"Taylor is one of the team's best low block players," said Dunkenberger. "She worked all summer in Blacksburg to improve her conditioning and it's paid off."



Taylor Ayers

## 2010-11 VIRGINIA TECH WOMEN'S BASKETBALL SCHEDULE

Nov. 12	Fri	<b>PRESBYTERIAN</b>	5:30 p.m.	Blacksburg, Va.
14	Sun	<b>WOFFORD</b>	2 p.m.	Blacksburg, Va.
18	Thu	<b>ELON</b>	7 p.m.	Blacksburg, Va.
21	Sun	<b>VIRGINIA COMMONWEALTH</b>	2 p.m.	Harrisonburg, Va.
<i>Caribbean Challenge</i>				Cancun, Mexico
25	Thu	<i>vs. Florida Gulf Coast</i>	TBA	
26	Fri	<i>vs. Iowa</i>	TBA	
Dec. 2	Thu	at Minnesota (ACC/Big Ten Challenge)	8 p.m.	Minneapolis, Minn.
5	Sun	<b>WINTHROP</b>	2 p.m.	Blacksburg, Va.
11	Sat	<b>ROBERT MORRIS</b>	2 p.m.	Blacksburg, Va.
18	Sat	at William & Mary	1 p.m.	Williamsburg, Va.
21	Tue	<b>RADFORD</b>	7 p.m.	Blacksburg, Va.
<b>HILTON GARDEN CLASSIC</b> (Alcorn State, Delaware, Vanderbilt)				Blacksburg, Va.
29	Wed	<b>Delaware vs. Vanderbilt</b>	5 p.m.	
		<b>ALCORN STATE</b>	7 p.m.	
30	Thu	<b>Alcorn State vs. Delaware/Vanderbilt</b>	5 p.m.	
		<b>DELAWARE/VANDERBILT</b>	7 p.m.	
Jan. 2	Sun	at Charlotte	3 p.m.	Charlotte, N.C.
6	Thu	<b>FLORIDA STATE*</b>	7 p.m.	Blacksburg, Va.
9	Sun	<b>MIAMI*</b>	2 p.m.	Blacksburg, Va.
13	Thu	at Wake Forest*	7 p.m.	Winston-Salem, N.C.
16	Sun	<b>DUKE*</b>	2 p.m.	Blacksburg, Va.
23	Sun	at Virginia*	2 p.m.	Charlottesville, Va.
27	Thu	<b>GEORGIA TECH*</b>	7 p.m.	Blacksburg, Va.
30	Sun	at North Carolina*	2 p.m.	Chapel Hill, N.C.
Feb. 3	Thu	at Boston College*	7 p.m.	Chestnut Hill, Mass.
6	Sun	<b>WAKE FOREST*</b>	2 p.m.	Blacksburg, Va.
10	Thu	<b>LONGWOOD</b>	7 p.m.	Blacksburg, Va.
14	Mon	at Clemson* (RSN)	7 p.m.	Clemson, S.C.
17	Thu	<b>NC STATE*</b>	7 p.m.	Blacksburg, Va.
20	Sun	at Duke*	Noon	Durham, N.C.
24	Thu	at Maryland*	7:30 p.m.	College Park, Md.
27	Sun	<b>VIRGINIA*</b> (RSN)	1 p.m.	Blacksburg, Va.
Mar. 3-6	Thu-Sun	<b>34th Annual ACC Tournament</b>	TBA	Greensboro, N.C.

Home games in **BOLD CAPS** - \* indicates ACC games  
All times eastern - Dates and times subject to change  
RSN - Fox Sports Net South, ComCast SportsNet, SunSports, New England Sports Network

Porschia Hadley stepped in as a freshman last year and saw action in 28 games, while gaining valuable experience against some of the best inside players in the nation. Hadley played big in two games last year, scoring a career-high 15 points at No. 10 Florida State and being credited with a career-high four blocks in the upset of No. 10 North Carolina.

"Porschia emerged as a serious threat in the paint last season," said Dunkenberger. "She has gained strength in the weight room and can attack the basket and finish."

Brittini Montgomery is another freshman who should see playing time in the paint. Montgomery was a three-time Palm Beach (Fla.) All-Area selection who concluded her high school career

with over 1,000 points and 1,000 rebounds.

"Brittini is one of the team's longest defenders with the ability to block and alter shots," said Dunkenberger. "She also possesses a very nice shooting touch."

## THE SCHEDULE

Tech's schedule was again one of the most difficult in the nation last season. The Hokies faced NCAA Elite Eight participant Duke and played a total of eight NCAA tournament teams (Duke, Florida State, Georgia Tech, James Madison, North Carolina, NC State, St. John's, Virginia) along with six WNIT participants (Charlotte, Maryland, Miami, Michigan, Virginia Commonwealth, Wake Forest). Tech's opponents

had a .547 winning percentage and 14 of the Hokies' 26 opponents advanced to postseason play. Last season, 11 opponents won 20 or more games, with 16 posting winning records.

The 2010-11 schedule will be another challenging one, as the Hokies face 2010 Elite Eight participant Duke along with seven other teams (Florida State, Georgia Tech, Iowa, North Carolina, NC State, Vanderbilt, Virginia) that made the 2010 NCAA Tournament field and eight teams (Charlotte, Delaware, Florida Gulf Coast, Maryland, Miami, Robert Morris, Virginia Commonwealth and Wake Forest) that participated in the WNIT. In addition, the schedule includes three teams (No. 6 Duke, No. 9 Florida State and No. 24 Vanderbilt) that ended the year in the ESPN/USA Today Top 25.

The non-conference schedule presents the Hokies with many challenges, including home contests against Presbyterian, Wofford, Elon, Virginia Commonwealth, Winthrop, Robert Morris, Radford and Longwood. Tech will also host its annual holiday tournament, the Hilton Garden Classic, featuring Alcorn State, Delaware (WNIT participant) and Vanderbilt (NCAA participant).

The non-conference away schedule has Tech traveling to Cancun, Mexico, for the Caribbean Challenge, where the Hokies will face Florida Gulf Coast in the opening round and Iowa on the second day. Additionally, the Hokies will travel to Minneapolis, Minn., to play Minnesota in the ACC/Big Ten Challenge. The remaining away non-conference contests are against William & Mary and Charlotte.

"The non-conference slate features a mix of all styles of play and includes teams from the Big Ten, SEC, A-10 and Colonial conferences to name a few," said Dunkenberger. "We will face in-state rivals as well as we prepare for ACC competition."

The ACC schedule will once again present a tremendous challenge as the Hokies battle in one of the toughest leagues in the nation. The ACC sent six teams to the NCAA Tournament for the fourth-consecutive season, including one Elite Eight team. With Maryland, Miami and Wake Forest being selected to the WNIT, the ACC had two-thirds of its team in the postseason.

The women play a 14-game regular-season

conference schedule, with each team playing member teams at least once a year. Primary partners will be utilized, meaning certain teams are guaranteed to play twice - home and away - every year. The primary partners can be changed after a minimum of two seasons of play. Tech's primary partners this year are Duke, Virginia and Wake Forest. The Hokies will play Boston College, Clemson, Duke, Maryland, North Carolina, Virginia and Wake Forest on the road. The conference home slate includes contests with Duke, Florida State, Georgia Tech, Miami, NC State, Virginia and Wake Forest.

"The ACC continues to rank as one of the most challenging and powerful leagues in the nation," said Dunkenberger. "Speed, athleticism and skill define the ACC and the Hokies are excited to see how we stack up against the best."

"We will face a challenging schedule this year including 18 games against teams that competed in postseason play last year. For us to reach the Big Dance, we need to play and beat teams that participated in it last year. We'll have several opportunities to do that this year."



**The 2010-11 Virginia Tech Women's Basketball Team:**

(back, l to r) Alyssa Fenyn, Latorri Hines-Allen, Brittini Montgomery, Porschia Hadley, Taylor Ayers, Abby Redick, Monet Tellier and Nia Evans  
(front, 1 to r) Kyani White, Nikki Davis, Elizabeth Basham, Brittany Gordon, Shanel Harrison and Aerial Wilson.

## ALPHABETICAL LISTING

No.	Name	Pos.	Hgt.	Yr.	Hometown (High School or College)
32	Taylor Ayers*	C	6-2	So.	Augusta, Ga. (Laney)
42	Elizabeth Basham**	F	6-2	Sr.	Abingdon, Va. (Abingdon)
12	Nikki Davis**	G	5-7	tr.-Sr.	Lexington, Ky. (Alabama/Lexington Catholic)
20	Nia Evans	F	6-0	Fr.	Decatur, Ga. (Redan)
13	Alyssa Fenyn*	G	6-0	So.	Newark, N.Y. (Newark)
23	Brittany Gordon***	C	6-4	Sr.	Howard County, Md. (The Blair Academy)
22	Porschia Hadley*	F/C	6-3	So.	Montezuma, Ga. (Macon County)
43	Latorri Hines-Allen	F	6-1	Fr.	Montclair, N.J. (Montclair)
33	Shanel Harrison**	G	6-0	Jr.	Washington, D.C. (Good Counsel)
21	Brittini Montgomery	F	6-3	Fr.	Ft. Pierce, Fla. (Ft. Pierce Central)
2	Abby Redick*	F	6-1	So.	Roanoke, Va. (Hidden Valley)
31	Monet Tellier	G	5-11	Fr.	Charlotte, N.C. (East Mecklenburg)
11	Kyani White	G	5-6	Fr.	Manassas, Va. (Stonewall Jackson)
3	Aerial Wilson*	G	5-8	So.	Cocoa, Fla. (Rockledge)



2 • Abby Redick



3 • Aerial Wilson



11 • Kyani White



12 • Nikki Davis

## NUMERICAL LISTING

No.	Name	Pos.	Hgt.	Yr.	Hometown (High School or College)
2	Abby Redick*	F	6-1	So.	Roanoke, Va. (Hidden Valley)
3	Aerial Wilson*	G	5-8	So.	Cocoa, Fla. (Rockledge)
11	Kyani White	G	5-6	Fr.	Manassas, Va. (Stonewall Jackson)
12	Nikki Davis**	G	5-7	tr.-Sr.	Lexington, Ky. (Alabama/Lexington Catholic)
13	Alyssa Fenyn*	G	6-0	So.	Newark, N.Y. (Newark)
20	Nia Evans	F	6-0	Fr.	Decatur, Ga. (Redan)
21	Brittini Montgomery	F	6-3	Fr.	Ft. Pierce, Fla. (Ft. Pierce Central)
22	Porschia Hadley*	F/C	6-3	So.	Montezuma, Ga. (Macon County)
23	Brittany Gordon***	C	6-4	Sr.	Howard County, Md. (The Blair Academy)
31	Monet Tellier	G	5-11	Fr.	Charlotte, N.C. (East Mecklenburg)
32	Taylor Ayers*	C	6-2	So.	Augusta, Ga. (Laney)
33	Shanel Harrison**	G	6-0	Jr.	Washington, D.C. (Good Counsel)
42	Elizabeth Basham**	F	6-2	Sr.	Abingdon, Va. (Abingdon)
43	Latorri Hines-Allen	F	6-1	Fr.	Montclair, N.J. (Montclair)



13 • Alyssa Fenyn



20 • Nia Evans



21 • Brittini Montgomery



22 • Porschia Hadley

**Head Coach:** Beth Dunkenberger

**Assistants:** Shellie Greenman, Stacy Cantley, Angela Crosby

**Graduate Assistant Coach:** Abby Boggs

**Director of Basketball Operations:** Jill Jameson

**Athletic Trainer:** Amy Kunigonis

**Managers:** Sarah Woldekidan, Ornella Kaze, Bridget Lehman, Tiara Tillery, Charlie Feaster

\* Letters earned



23 • Brittany Gordon



31 • Monet Tellier



32 • Taylor Ayers



33 • Shanel Harrison



42 • Elizabeth Basham



43 • Latorri Hines-Allen



Head Coach  
Beth Dunkenberger



Assistant Coach  
Shellie Greenman



Assistant Coach  
Stacy Cantley



Assistant Coach  
Angela Crosby



Graduate Assistant  
Abby Boggs



Dir. of Basketball Ops.  
Jill Jameson

# THIS IS VIRGINIA TECH

ONE OF THE NATION'S OUTSTANDING UNIVERSITIES, VIRGINIA TECH IS PUTTING KNOWLEDGE TO WORK WHILE ADAPTING TO THE CHALLENGES OF THE FUTURE.





# WE ARE VIRGINIA TECH

A PROUD UNIVERSITY INVENTING THE FUTURE

From its humble beginning in 1872 with 132 students and two programs of study, Virginia Polytechnic Institute and State University, popularly known as Virginia Tech, has evolved into a comprehensive university of national and international prominence. With nearly 28,450 students in Blacksburg and about 2,500 other students statewide, the university produces world-class scholarship in a challenging academic environment. University tradition is firmly rooted in its motto, *Ut Prosim* (That I May Serve), and its historic land-grant mission is brought to life through learning, discovery and engagement.

More degree programs – approximately 210 graduate and undergraduate – are available through the university's nine colleges (Agriculture & Life Sciences, Architecture & Urban Studies, Engineering, Liberal Arts & Human Sciences, Natural Resources, Pamplin Business, Science, The Virginia Tech Carilion School of Medicine, and Virginia-Maryland Regional College of Veterinary Medicine) and Graduate School than at any other university in the commonwealth. Some 93 percent of all departments offer e-learning courses, which have attracted more than 130,000 enrollments since 1999.

With annual research expenditures exceeding \$396 million, Virginia Tech ranks in the top 50 research universities in the United States.

For more information about Virginia Tech, visit the university's Web site – [www.vt.edu](http://www.vt.edu).

## INTERESTING FACTS & FIGURES

- The university's annual budget is about \$1.05 billion.
- Virginia Tech has approximately 212,000 living alumni from every state and about 100 countries.
- All campus facilities, including residence halls, have high-speed connections to voice, data, and video communications.
- Virginia Tech is one of three public universities in the country that offers the combined advantages of a military-style leadership development program – here it is through the Virginia Tech Corps of Cadets – and a traditional academic and social life.
- *U.S. News & World Report* ranks Virginia Tech's overall undergraduate programs 30th among national public universities. Of all universities – public or private – it ranks Tech 71st.
- *Kiplinger Personal Finance* magazine ranks Virginia Tech' 16th among public colleges and universities that offer a first-class educational experience at a bargain price.
- The National Science Foundation ranks Virginia Tech sixth in the nation for its agricultural and natural resources research expenditures.
- *The Princeton Review* ranks Virginia Tech eighth among public universities in its "best-value colleges" for 2010.
- The university's undergraduate engineering program is 14th among the nation's engineering schools and seventh among public universities, according to *U.S. News & World Report*. Nine of the college's undergraduate programs rank in the top 25.
- *U.S. News & World Report* ranks the College of Engineering's graduate program 25th nationally, with four individual undergraduate programs in the top 10.
- The Pamplin College of Business undergraduate program was ranked 42nd in the nation and 24th among public schools by *U.S. News & World Report*.
- Virginia Tech consistently ranks among the top 15 schools in the nation in number of patents received.
- *DesignIntelligence* ranks Virginia Tech's undergraduate architecture program as one of America's World-Class Schools of Architecture with highest distinction. In addition, it ranks the graduate architecture program sixth in the nation and the graduate interior design program sixth. The graduate landscape architecture program has been ranked No. 2.
- The university's forestry program is top-ranked in North America, according to a study conducted by Auburn University.

## AT A GLANCE

- Located in Blacksburg, Virginia
- Nine colleges and Graduate School
- Approximately 65 bachelor's degree programs
- Approximately 145 master's and doctoral degree programs
- Nearly 30,900 students, most full-time
- 16:1 student-faculty ratio
- Main campus includes more than 125 buildings, 2,600 acres, and an airport
- Computing and communications complex for worldwide information access
- Ranks 46th in university research expenditures in the United States
- Adjacent Corporate Research Center
- Medical school located in Roanoke, Virginia

*Burruss Hall, located at the center of the Drillfield, houses the university's administration offices as well as undergraduate admissions.*







# CHARLES STEGER

## UNIVERSITY PRESIDENT

Concurrent with the expanding research agenda, the university has expanded its outreach efforts like never before. For example, Virginia Tech has partnered in numerous initiatives in Southside Virginia, including the renowned Institute for Advanced Learning and Research (IALR), which are advancing both educational and economic development opportunities.

A hallmark of Steger's administration is his commitment to the students. With his leadership, the university has reaffirmed its core mission of undergraduate education. The university is dedicated to fostering a research-intensive environment that offers students an opportunity to learn the scientific process while enhancing their critical-thinking skills. Recognizing that graduates will be entering a global economy, Virginia Tech initiated a comprehensive International Strategic Plan and has doubled the number of students participating in international education opportunities.

Earlier this year, Steger was selected as a recipient of the 2010 Michael P. Malone International Leadership Award, sponsored by the Association of Public and Land-grant Universities. During his presidency, five international centers have been established around the globe, and another is being developed in India. While dean of CAUS, Steger was the driving force behind the establishment of Virginia Tech's Center for European Studies and Architecture in Switzerland, which has hosted hundreds of study abroad students from departments across the university.

Another of the most memorable contributions of Steger's administration was his role in the Higher Education Restructuring Act, which took effect in July 2006. Steger was one of the leaders among university presidents to help define a ground-breaking new relationship between the commonwealth of Virginia and its colleges and universities, which enables greater institutional flexibility and potential for growth. This legislation allows Virginia Tech to perform long-range planning, ensure a stable and predictable revenue stream, and ultimately ensure a quality education for its students.

The university is in the midst of an aggressive \$1 billion fundraising campaign to "invent the future." With more than \$920 million raised, the university is well on its way to acquiring the funds to provide the university with a margin of excellence for its academic agenda. Today, private support from Virginia Tech's alumni and friends continues to play an essential role in this university community.

Virginia Tech remains one of the most competitive institutions in the state. The university received more than 20,000 applications for the class entering in the fall of 2010. Students offered admission posted an average math and critical reading SAT score of 1250 and an average high school GPA of 3.96. Nearly 6,000 of those offered admission had a GPA of 4.0 or higher. The number of students from underrepresented groups who accepted admission is up slightly over last year.

Steger received his Bachelor of Architecture degree, Master of Architecture degree, and Ph.D. in Environmental Science and Engineering from Virginia Tech. His passion for teaching led him to leave a career in the private sector as a professional

architect and planner to return to Virginia Tech to teach in the College of Architecture and Urban Studies (CAUS). When he became Dean in 1981 at the age of 33, he was the youngest architecture dean in the nation. After 12 years in that role, he was appointed Vice President for Development and University Relations (1993-2000) before being named President in 2000.

Dr. Steger is President of the Council of Presidents of the Southeastern Universities Research Association (SURA). He is a member of the National Council on Competitiveness, the Association of Governing Boards, the Economic Club of Washington, D.C., the Senior Advisory Group of the Northern Virginia Technology Council Board of Directors, and the Board of the Innovative Technology Authority that oversees Virginia's Center for Innovative Technology. He is past-Chairman of the Virginia Council of Presidents and chair of the Virginia Space Grant Consortium. He serves on the Council of Higher Education's General and Professional Advisory Committee and the Virginia Business Higher Education Council. He has been appointed by five Governors of Virginia to serve on various entities including the Steering Committee of the Governor's Higher Education Summit, Virginia Institute for Defense and Homeland Security, and the Secure Virginia Initiative. In May 2010, he was named to the Governor's Commission on Higher Education Reform, Innovation, and Investment. His most recent publications include book chapters on the topics of the business of education and the university presidency.

Steger is a Fellow in the American Institute of Architects (AIA) and holds the William C. Noland Award and the Distinguished Achievement Award from the Virginia Society AIA. The New Century Technology Council awarded him its 2004 Compass Award for visionary thinking and leadership in the field of information technology.

Credited with calm leadership during a very difficult period, President Steger led the university through an extended recovery period in the aftermath of the April 2007 tragedy.

In 2009, President Steger received the Chief Executive Leadership Award from the Council for the Advancement and Support of Education (CASE) District III for outstanding leadership and service in support of education.



*University President Dr. Charles Steger congratulates Tech head coach Beth Dunkenberger following the Hokies' opening-round victory over Wake Forest in the 2006 ACC Tournament.*

Now in his eleventh year as President of Virginia Tech, Dr. Charles Steger is pursuing the course he laid out to establish Virginia Tech among the nation's premier research institutions. Steger has provided visionary leadership in the creation and implementation of a bold vision and strategic plan, with a demand for quality across all aspects of the academic enterprise. Among the highlights of his presidency to date are the university's adoption of the Principles of Community (2005) and the Virginia Tech Climate Action Commitment (2009). In the minds of many, Steger will best be remembered for making the impossible a reality. He will be forever credited with negotiating Virginia Tech's entrance into the Atlantic Coast Conference in 2004 – a 50-year dream-come-true for Hokie fans.


One of the most exciting new initiatives to become reality is the Virginia Tech Carilion School of Medicine and Research Institute, which is housed in a new 152,000-square-foot building in Roanoke. This is a partnership of Virginia Tech and Carilion Clinic. The medical school admitted its inaugural class in August 2010.

Another initiative on the horizon is the new Center for the Arts that will open in the fall of 2013. This 130,000-square-foot facility will feature a 1,300-seat performance hall, visual art galleries, and innovative creative technology lab spaces. At the intersection of North Main Street and Alumni Mall, its location symbolizes the university's commitment to the arts and its importance to the university and the broader community.

Since Steger became president, the university's annual research expenditures have increased 300 percent, now topping \$390 million. According to the National Science Foundation (NSF), Virginia Tech ranks 46th out of 679 universities in the nation in sponsored research, the only Virginia university in the top 50. Shortly after Steger took office, the university launched the Virginia Bioinformatics Institute, which has already secured well over \$100 million in external research funding. Virginia Tech has also partnered with a number of other universities to further leverage its research strengths and resources, including Johns Hopkins University, Wake Forest University, the University of Virginia, the University of Maryland, and Georgetown University. Early in 2011, construction will be completed on Virginia Tech's new 144,000-square-foot research facility in Arlington, Virginia, to enhance the university's presence in the National Capital Region and ability to compete for major research grants and contracts.



*Torgersen Hall, home to Virginia Tech's Advanced Communications and Information Technology Center, provides a high-tech environment in which researchers, teachers and students can interact in innovative and effective ways. The building includes high-tech auditoriums, observational booths for watching and taping experimental teaching techniques, the CAVE – Tech's sophisticated virtual reality environment for advanced research and learning, and an electronic reading room occupying the arch that spans Alumni Mall.*




*The Duck Pond provides a peaceful respite for students, faculty, staff and visitors – as well as for flocks of ducks and geese. The pond was created in 1937. A smaller pond, just north of the Duck Pond, is known as the Ice Pond – so called because it was the source of ice for the campus until a refrigeration plant opened in 1898-99.*



*The focus of student campus activity and the hub of much of the performing and visual arts at the university, Squires Student Center contains theatres, the Perspective Art Gallery, the Black Cultural Center, pool tables, bowling lanes, restaurants, ballrooms and administrative offices for many student organizations. The original student center, built in 1937, has undergone several major renovations, but the facade of the original building is visible in the second-floor lobby area.*



*Col. William B. Preston established the Smithfield estate – named for his wife, Susanna Smith – in 1772 after an earlier settlement known as Draper’s Meadow was wiped out in an Indian massacre. The oldest part of the existing house was built in 1790. A state historic landmark, Smithfield is open for tours April through November. Call (540) 951-2060 for details.*



*Constructed in 1902, The Grove serves as the residence for Virginia Tech presidents and their families. Today, besides fulfilling its original function, it also is the guest residence for visiting dignitaries and serves as a reception facility.*





# JIM WEAVER

## DIRECTOR OF ATHLETICS

Weaver presided over Tech's move into the Atlantic Coast Conference in 2004-05, when Virginia Tech and Miami were officially introduced as the 10th and 11th members of the ACC, effective July 1, 2004.

Weaver renegotiated Tech's multimedia rights contract with ISP Sports, creating an agreement which went into effect in 2008-09 and extends for 10 years to provide enhanced revenue for the athletics department. In the Fall of 2000, Weaver arranged a joint venture with ISP to commit \$2 million to purchase new scoreboards, upgrade sound systems, install an LED video display screen at Lane Stadium (which was enlarged for the 2005 season) and place two wall-mount LED video screens in Cassell Coliseum.

Weaver came to Tech from Western Michigan University where he was director of athletics from January 1996 until he came to Blacksburg. Prior to that, he was AD for three and a half years at UNLV, where he reconstructed a troubled athletic department.

Weaver brings a "Penn State mentality" to the position. He says that various schools' interest in him as a reformer through the years can be traced to Penn State and its reputation for how it conducts business in intercollegiate athletics.

It was with the Nittany Lions' football team that Weaver first made a name for himself in athletics. He was a center and linebacker on Penn State teams coached by the legendary Rip Engle and Joe Paterno.

A native of Harrisburg, Pa., Weaver was recruited to Penn State by Engle. He played three

seasons under Engle and one under Paterno, who is still the coach of the Nittany Lions.

"I learned a lot from Joe Paterno," Weaver says. "One thing he said certainly has stuck with me. 'You either get better or you get worse. You never stay the same.'"

Weaver graduated from Penn State in 1967 with a bachelor's in psychology and rehabilitation education. He received a master's in college counselor education, also from Penn State, in 1968.

Weaver started a coaching career as an assistant at Penn State for six seasons. During that time, the Nittany Lions played in five bowl games – the Cotton, Gator, Sugar and Orange (twice).

He later was the offensive coordinator at Iowa State and head coach for one season at Villanova in 1974. He also spent five years as an assistant professor at Clarion State and three years as director of franchise sales at Athletic Attic.

Prior to landing the athletic director's job at UNLV, Weaver spent nine years at the University of Florida. He was a strong force at Florida in the field of compliance and concluded his time there as associate athletics director.

Weaver drew rave reviews at UNLV for his fundraising expertise. He generated nearly \$15 million in his time there and built a new athletic complex.

While at Western Michigan, Weaver announced creation of a \$7 million football center, stabilized fluctuating revenues and installed a CHAMPS Life Skills program.

Weaver and his wife Traci have four sons – Josh, Paul, Cole and Craig.

James C. Weaver, whose innovative ideas and work as a reformer have made him one of college athletics' most popular administrators, is the director of athletics at Virginia Tech.

Weaver, 65, was appointed on Sept. 24, 1997, and has been a tireless leader on behalf of Tech athletics. His efforts were recognized in 2009 when he accepted the prestigious John L. Toner Award, which is presented annually by the National Football Foundation & College Hall of Fame. The award is given to a director of athletics who has demonstrated superior administrative abilities and shown outstanding dedication to college athletics and particularly college football.

In his 13 years on the job at Tech, Weaver has taken steps to place increased emphasis on projects benefiting student-athletes. Under his leadership, the athletics department entered into a comprehensive agreement with NIKE beginning in 2007-08 which provides uniforms, clothing and equipment for all Virginia Tech varsity teams over an eight-year period. He created a comprehensive awards program for letterwinners and has initiated and funded an annual awards banquet. The Monogram Club was revitalized in 1998 and provides several benefits to former Hokie athletes, trainers and managers.

A top personal priority for Weaver is the continuing improvement of Tech's facilities. Progress is evident in a number of new facilities now in use or currently under construction.

A new football locker room and lounge has been constructed adjacent to Jamerson Athletic Center. The three-story building was completed in August and features a spacious locker room for players and coaches, as well as a lounge on the second floor and a wrestling facility on the third floor. The vacated space in Jamerson is being renovated to provide expanded weight training, sports medicine and locker room facilities for Olympic sport teams.

The remodeling of Lane Stadium's west side was completed in time for Tech's 2006 home opener. It involved the construction of additional new luxury suites, a new President's area, four private club seating areas, a ticket office, athletic fund offices, a memorabilia area and a new student academic services area.

Tech's basketball staffs and teams moved into their new practice facility last August. The \$20 million building boasts two practice gyms, a 3,000 square-foot basketball weight room, coaches' offices, film rooms and locker rooms.



Weaver poses with his wife Traci and their four sons - Josh, Paul, Cole and Craig - after being presented the Toner Award in 2009.

# DEPARTMENT DIRECTORY

Jamerson Athletics Center/Cassell Coliseum/Merryman Center/  
West Side Lane Stadium/Hahn Hurst Basketball Practice Center  
Blacksburg, VA 24061 • All phone numbers are area code 540

## ADMINISTRATION

Jim Weaver..... Director of Athletics ..... 231-3977  
Sharon McCloskey..... Senior Associate Director of Athletics/  
Senior Woman Administrator..... 231-8137  
Tim East..... Associate Director of Athletics for External Affairs ..... 231-6600  
Tom Gabbard..... Associate Director of Athletics for Internal Affairs ..... 231-1828  
Chris Helms..... Associate Director of Athletics for Olympic Sports ..... 231-3869  
Jon Jaudon..... Associate Director of Athletics for Administration ..... 231-1830  
John Ballein..... Associate Athletics Director for Football Operations..... 231-9988  
Tim Parker..... Senior Assistant Director of Athletics for Compliance..... 231-2937  
Mike Gentry..... Assistant Director of Athletics for Athletic Performance. 231-2984  
Reyna Gilbert..... Assistant Director of Athletics for Student Life ..... 231-3956  
Mike Goforth..... Assistant Director of Athletics for Athletic Training..... 231-7742  
Lisa Rudd..... Assistant Director of Athletics for Financial Affairs ..... 231-6553  
Dave Smith..... Assistant Athletics Director for Communications ..... 231-9965  
Sandy Smith..... Assistant Athletics Director for Ticketing Services..... 231-6731  
Jeremy Wells..... Assistant Athletics Director for Marketing & Promotions 231-2515  
Pam Linkous..... Director of Human Resources and NCAA Initiatives ..... 231-3142

## ADMINISTRATIVE SUPPORT

Marianne Baffi..... Secretary, Olympic Sports (Baseball, Men's Soccer,  
Women's Soccer, Softball, Wrestling) ..... 231-3671  
Jean Ann Bailey..... Administrative Assistant, External Affairs..... 231-2371  
Vickie Graham..... Receptionist..... 231-9984  
Lisa Maddox..... Secretary, Olympic Sports (Lacrosse, Swimming & Diving,  
Men's Tennis, Women's Tennis) ..... 231-9415  
Penny Martin..... Administrative Assistant to SWA ..... 231-8137  
Theresa Repass..... Sports Medicine Clerk  
Alva Slusher..... Secretary, Olympic Sports  
(Cross Country/Track & Field, Volleyball) ..... 231-5037  
Carmela Smith..... Administrative Assistant to the Athletics Director ..... 231-3977  
Shelby Smith..... Internal Affairs, Golf..... 231-6265  
Sandy Weber..... Office Manager, Sports Medicine/Athletic Performance. 231-7741  
Joyce Wynn..... Administrative Assistant, Administration..... 231-5497

## ATHLETIC FUND ..... 231-6618

Lu Merritt..... Director of Development for Intercollegiate Athletics

John Moody..... Senior Assistant to the Director of Development  
for Intercollegiate Athletics  
Diana Adkins..... Alumni Program Coordinator ..... 231-8481  
Brandy Barrow..... Fiscal Technician ..... 231-0484  
Terry Bolt..... Director of Development for Special Gifts  
and the Athletic Annual Fund  
Jane Broadwater..... Executive Secretary  
Scott Davis..... Associate Director of Development ..... 231-1936  
David Everett..... Director of Major Gifts for Intercollegiate Athletics  
Sharon Linkous..... Accountant..... 231-5851  
Dana Partin..... Fiscal Assistant ..... 231-5013  
Brian Thornburg..... Associate Director of Development

## ATHLETIC PERFORMANCE

Mike Gentry..... Assistant Director of Athletics for Athletic Performance. 231-2984  
Gary Bennett, Ph.D. .... Sport Psychologist..... 231-2556  
Megan Evans..... Strength & Conditioning Coordinator for Olympic Sports 231-7386  
Amy Freel..... Director of Sports Nutrition ..... 231-9910  
Jarrett Ferguson..... Director of Strength & Conditioning for Football..... 231-8207  
David Jackson..... Director of Strength & Conditioning for  
Basketball Programs ..... 231-7857  
Terry Mitchell..... Director of Strength & Conditioning for Olympic Sports 231-7386  
Keith Short..... Strength & Conditioning Coordinator for Football..... 231-8207

## ATHLETICS COMMUNICATIONS ..... 231-6726

Dave Smith..... Assistant Athletics Director for Communications  
Anne Panella..... Publications Director ..... 231-7684  
Bill Dyer..... Associate Director ..... 231-8852  
Torye Hurst..... Associate Director ..... 231-8823  
Bryan "BJ" Johnston..... Associate Director ..... 231-3387  
Dave Knachel..... Photography Coordinator..... 231-1838  
Jimmy Robertson..... Editor, Inside Hokie Sports..... 231-4134  
Damian Salas..... Director, Internet Services/Webmaster..... 231-8816  
Allison Jarnagin..... Graphic Designer/Web Assistant..... 231-6756  
Mary Francis Czarsty... Graphic Designer ..... 231-6329  
Donna Smith..... Administrative Assistant..... 231-6726

## BASEBALL ..... 231-3671

Pete Hughes..... Head Coach  
Mike Kunigonis..... Assistant Coach..... 231-3098  
Pat Mason..... Assistant Coach..... 231-9976  
Ryan Connolly..... Volunteer Assistant Coach



**Jim Weaver**  
Director of Athletics



**Sharon McCloskey**  
Senior Associate  
A.D./SWA



**Tim East**  
Associate A.D.,  
External Affairs



**Tom Gabbard**  
Associate A.D.,  
Internal Affairs



**Chris Helms**  
Associate A.D.,  
Olympic Sports



**Jon Jaudon**  
Associate A.D.,  
Administration



**John Ballein**  
Associate A.D.,  
Football Operations




**Mike Gentry**  
Assistant A.D.,  
Athletic Performance



**Reyna Gilbert**  
Assistant A.D.,  
Student Life



**Mike Goforth**  
Assistant A.D.,  
Athletic Training



**Jermaine Holmes**  
Director of Student-Athlete  
Academic Support Services



**Pam Linkous**  
Director, Human Resources  
and NCAA Initiatives



**Lu Merritt**  
Director of Development  
for Intercollegiate Athletics



**Tim Parker**  
Senior Assistant A.D.,  
Compliance



**Lisa Rudd**  
Assistant A.D.,  
Financial Affairs



**Dave Smith**  
Assistant A.D.,  
Athletics Communications



**Sandy Smith**  
Assistant A.D.,  
Ticketing Services



**Cara Walters**  
Game Operations  
Manager



**Jeremy Wells**  
Assistant A.D.,  
Marketing & Promotions



**Russ Whitenack**  
Director of the  
Monogram Club



**BASKETBALL (MEN'S).....231-6725**  
 Seth Greenberg.....Head Coach  
 James Johnson.....Assistant Coach  
 Adrian Autry.....Assistant Coach  
 John Richardson.....Assistant Coach  
 Dennis Wolff.....Director of Men's Basketball Operations ..... 231-4412  
 Sharon Spradlin.....Administrative Assistant.....231-6725

**BASKETBALL (WOMEN'S).....231-4998**  
 Beth Dunkenberger.....Head Coach  
 Stacy Cantley.....Assistant Coach  
 Angela Crosby.....Assistant Coach  
 Shellie Greenman.....Assistant Coach  
 Jill Jameson.....Director of Women's Basketball Operations ..... 231-7629  
 Dianne Santolla.....Administrative Assistant.....231-4998

**BUSINESS OFFICE**  
 Lisa Rudd.....Assistant Director of Athletics, Financial Affairs.....231-6553  
 Michelle Collins.....Business Manager.....231-6590  
 Gary Steck.....Assistant Business Manager.....231-2196  
 Bill Old.....Assistant Business Manager.....231-7116  
 Jeannie Lafon.....Financial Services Specialist.....231-9200  
 Jean Vaughan.....Financial Services Specialist.....231-6728

**CENTERPLATE CONCESSIONS**  
 Doug Dodson.....231-3279

**COMPLIANCE**  
 Tim Parker.....Senior Assistant Director of Athletics for Compliance.....231-2937  
 Bert Locklin.....Director of Compliance.....231-2696  
 Heather LaFon.....Assistant Director for Athletics Eligibility and Financial Aid.....231-0644

**EQUIPMENT.....231-9967**  
 Lester Karlin.....Equipment Manager  
 Eric Cross.....Assistant Equipment Manager.....231-6203  
 Shawn Fizer.....Assistant Equipment Manager.....231-4696  
 Reuben Moguel.....Assistant Equipment Manager.....231-0995  
 Louis Koel.....Equipment/Laundry Coordinator.....231-9967

**FACILITIES, GAME OPERATIONS AND GROUNDS**  
 Eric Bremner.....Landscape/Horticulture Manager.....231-2840  
 Jerry Cheynet.....Game Operations Coordinator.....231-6067  
 Greig Denny.....Director, Burrows-Burleson Tennis Center/Field House...231-5908  
 Jessica Hartman.....Assistant Manager, Burrows-Burleson Tennis Center.....231-5908  
 Nick McKenna.....Fields Coordinator.....231-6067  
 Andy McReynolds.....Fields Coordinator.....231-6067  
 Buford Meredith.....Grounds Coordinator.....231-6067  
 Pete Pool.....Facilities Coordinator (Stadium).....231-6067  
 Emerson Pulliam.....Fields Coordinator.....231-6067  
 Kent Sheets.....Facilities Manager (Cassell, Jamerson, Merryman).....231-2199  
 James Torgersen.....Facilities Manager.....231-7584  
 Ronnie Turpin.....Maintenance Supervisor.....231-6067  
 Casey Underwood.....Director of Outside Facilities.....231-6067  
 Don Vaughn.....Game Operations Assistant.....231-8284  
 Cara Walters.....Game Operations Manager.....231-9963

**FOOTBALL**  
 Frank Beamer.....Head Coach.....231-4132  
 Coaching Staff.....231-6368  
 Billy Hite, Jim Cavanaugh, Bud Foster, Torrian Gray,  
 Curt Newsome, Mike O'Cain, Kevin Sherman,  
 Bryan Stinespring, Charley Wiles  
 John Ballein.....Associate Athletics Director for Football Operations.....231-9988  
 Bruce Barnes.....Football Operations Assistant.....231-9991  
 Diana Clark.....Executive Secretary to Head Coach.....231-4132  
 Lisa Marie.....Administrative Assistant.....231-6368  
 Kristie Verniel.....Administrative Assistant.....231-9991

**GOLF (MEN'S)**  
 Jay Hardwick.....Head Coach.....231-6435  
 Brian Sharp.....Associate Head Coach.....231-6435

**HOUSEKEEPING**  
 Kelly Cahill.....Stadium.....231-6067  
 Connie Amos.....Cassell/Jamerson/Merryman.....231-7798  
 Avery Dolinger.....Stadium.....231-6067  
 Terry Doss.....Supervisor (Cassell/Jamerson/Merryman).....231-2199  
 Terease Dove.....Cassell/Jamerson/Merryman.....231-7798  
 Sandra Duncan.....Stadium.....231-6067  
 Chester Handy.....Cassell/Jamerson/Merryman.....231-2199  
 Clara Kinzie.....Stadium.....231-6067  
 Delores Martin.....Cassell/Jamerson/Merryman.....231-2199  
 Eddie Mataj.....Stadium.....231-6067  
 Eloise Songer.....Cassell/Jamerson/Merryman.....231-2199  
 Patricia Strang.....Cassell/Jamerson/Merryman.....231-6067

**INFORMATION SYSTEMS**  
 Tommy Regan.....Director of Information Systems.....231-7539  
 Chris Mayer.....Computer Technician.....231-9361

**ISP SPORTS.....961-7604**  
 Rick Barakat.....Vice-President and General Manager  
 Jeff Schumate.....Associate General Manager  
 Kevin Klammer.....Senior Account Executive  
 Kyle Winchester.....Account Executive  
 Ashleigh Waddle.....Marketing Assistant  
 Bill Roth.....Director of Broadcast Operations  
 Mike Burnop.....Broadcast Commentator/New River Office Supply.....552-6611  
 Jerry Massey.....Play-by-Play Announcer.....287-7158

**LACROSSE (WOMEN'S)**  
 Megan Burkner.....Head Coach, Interim.....231-8285

Lindsay Lewis.....Assistant Coach.....231-9454  
 Anne Murray.....Assistant Coach.....231-2776

**MARKETING & PROMOTIONS**  
 Jeremy Wells.....Assistant Athletics Director for Marketing & Promotions 231-2515  
 Brent DiGiacomo.....Director of Marketing & Promotions .....231-3236  
 Megan McGinnis.....Assistant Director.....231-2038  
 Matt Moeller.....Assistant Director.....231-8783

**MONOGRAM CLUB**  
 Russ Whitenack.....Director.....231-9156

**SOCCER (MEN'S).....231-7143**  
 Mike Brizendine.....Head Coach  
 Kevin Doyle.....Assistant Coach  
 Patrick McSorley.....Assistant Coach  
 Jeff Kinney.....Assistant Coach

**SOCCER (WOMEN'S)**  
 Kelly Cagle.....231-6423  
 Charles "Chugger" Adair.....Associate Head Coach.....231-6660  
 Matt Gwilliam.....Assistant Coach.....231-6859

**SOFTBALL**  
 Scot Thomas.....Head Coach.....231-2720  
 Al Brauns.....Associate Head Coach.....231-1804  
 Barbara Sherwood.....Assistant Coach.....231-3063

**SPIRIT (CHEER, DANCE, HOKIEBIRD MASCOT)**  
 Rickey Hill.....Spirit Coach.....231-5744  
 Brent DiGiacomo.....HokieBird Information.....231-2038

**SPORTS MEDICINE/ATHLETIC TRAINING.....231-7741**  
 Mike Goforth.....Assistant A.D. for Athletic Training.....231-7742  
 Katie Baer.....Athletic Trainer.....231-2711  
 Sean Collins.....Athletic Trainer.....231-6410  
 Keith Doolan.....Athletic Trainer.....231-2187  
 Dave Dieter.....Athletic Trainer.....231-7269  
 Jimmy Lawrence.....Athletic Trainer.....231-5690  
 Amy Miller.....Athletic Trainer.....231-9691  
 Greg Beato, D.O.....Physician.....231-5983  
 Gunnar Broilinson, D.O.....Physician.....231-5983  
 Sarah McGinley, D.O.....Physician.....231-4000  
 Mark Rogers, D.O., M.A.....Physician.....231-4000  
 Greg Tilley, D.C.....Chiropractor.....951-1183

**STUDENT SERVICES**  
 Reyna Gilbert.....Assistant Athletics Director for Student Life.....231-3956  
 Danny White.....Student Services Coordinator.....231-1252

**STUDENT-ATHLETE ACADEMIC SUPPORT SERVICES**  
 Jermaine Holmes.....Dir., Student Athlete Academic Support Services 231-6165  
 Katie Ammons Cross.....Associate Director.....231-2245  
 Sarah Armstrong.....Assistant Director.....231-9094  
 Greg Beatty.....Assistant Director.....231-1415  
 Mike Swanhart.....Assistant Director.....231-0481  
 Terrie Repass.....Administrative Assistant.....231-6165  
 Beth Noteware.....Learning Specialist.....231-0476

**SWIMMING & DIVING (MEN'S & WOMEN'S)**  
 Ned Skinner.....Swimming Coach.....231-5086  
 Braden Holloway.....Associate Head Coach.....231-9970  
 Ron Piemonte.....Diving Coach.....231-3301  
 Danielle Quarry.....Assistant Coach.....231-4768  
 Reed Robelot.....Assistant Coach  
 Joey Peterson.....Graduate Assistant

**TENNIS (MEN'S)**  
 Jim Thompson.....Head Coach.....231-4589  
 Christophe Bonadona.....Assistant Coach.....231-4845

**TENNIS (WOMEN'S)**  
 Terry Ann Zawacki-Woods.....Head Coach.....231-9971  
 Fred Gomez.....Assistant Coach.....231-6504

**TICKET OFFICE.....231-6731**  
 Sandy Smith.....Assistant Athletics Director for Ticketing Services  
 Stephen Medley.....Associate Ticket Manager  
 Jack Chatham.....Assistant Ticket Manager  
 Nancy Rodriguez.....Assistant Ticket Manager  
 Monna Booth.....Ticket Office Assistant  
 Bev Thomas.....Ticket Office Assistant

**TRACK & FIELD AND CROSS COUNTRY (MEN'S & WOMEN'S)**  
 Dave Cianelli.....Director of Track & Field and Cross Country.....231-3094  
 Greg Jack.....Associate Head Coach, Men's Track & Field.....231-2154  
 Charles Foster.....Assistant Coach, Track & Field.....231-9977  
 Ben Thomas.....Cross Country and Distance Coach.....231-9978  
 Stacey Vidt.....Technical Director for Track & Field / Cross Country....231-6929

**VIDEOGRAPHY**  
 Kevin Hicks.....Director of Broadcasting and Visual Media.....231-9804  
 Tom Booth.....Director of Video.....231-9990  
 Jed Castro.....Producer.....231-9990  
 Brian Walls.....Producer.....231-9990  
 Megan Caligiuri.....Graphic Artist.....231-9990

**VOLLEYBALL (WOMEN'S)**  
 Chris Riley.....Head Coach.....231-9972  
 Shelbylynn McBride.....Assistant Coach.....231-1927  
 Jolene Shephardson.....Assistant Coach.....231-3991  
 Aaron Shephardson.....Assistant Coach.....641-3536

**WRESTLING**  
 Kevin Dresser.....Head Coach.....231-1135  
 Tony Robie.....Associate Head Coach.....231-3185  
 Nate Yetzer.....Assistant Coach.....231-1119

# BUILDING BOOM

VIRGINIA TECH CONTINUES TO MOVE AHEAD WITH FACILITIES



When it comes to athletic facilities, Virginia Tech Director of Athletics Jim Weaver has a simple philosophy – “as soon as you sit still in terms of facilities, you have taken a step backward.”

It has become clear that Virginia Tech has no intention of sitting still on the facilities front. There is a continuous stream of improvements underway or in the planning process in the athletics complex. A number of large projects have recently been completed, while several other projects are in the process of being completed or will begin in the near future.

The Virginia Tech athletics department is living up to Jim Weaver’s challenge to constantly enhance its facilities. Here are a few examples:

- The new football locker room and lounge building was completed in August 2010. The three-story building features a spacious locker room for players and coaches, as well as a lounge on the second floor and a wrestling facility on the third floor. With this new locker room comes spacious lockers for the players. They are among the largest in the country with a width of 42 inches. The wrestling facility on the third floor features 11,384 square feet with 6,000 of that being mat space. There are also detailed Virginia Tech graphics that are being installed to give the facility a first-class look. There is also a new equipment room to serve the 100-plus members of the program.

- With the completion of the new locker room building, a domino effect has started to take place as every team will benefit from the project. A new Olympic Sports weight room will go where the wrestling room is currently located. The old Olympic Sports weight room will be converted to more space for athletic training, and the old football locker room will be converted to three men’s sports locker rooms – track, soccer, and baseball. That, in turn, will allow all teams to benefit from locker room upgrades and rearrangement. All of this movement will take place over the next 18 months as teams get settled into their new spaces.

- The \$21 million Hahn Hurst basketball practice facility was completed fall 2009 next to Cassell Coliseum. It boasts two practice gyms, a 3,000 square-foot basketball weight room, a training room, lounges, coaches’ offices, film rooms and locker rooms.



- Another benefit of this project is new, spacious offices for the football coaching staff. With the basketball coaches moving to their new facility, the football staff now enjoys larger offices and a renovated conference room.

- The football practice field surface was replaced in April and the game field on Worsham Field was also re-sodded down the middle to replace worn-out sections.

- The Christiansburg Aquatic Center, the new home of the Hokie swimming and diving squads, opened in July, 2010. A joint effort between Tech and the town allowed a 50-meter pool, locker rooms and diving platforms to be built to promote and support competitive swimming at all levels within the region.


- New features at Lane Stadium were added for the start of the 2010 football season. Restrooms have been renovated and new handrails were added to the middle aisles. The out of town scoreboard was also replaced.

- A new full-length LED ribbon board was installed along the South End Zone façade prior to the 2008 season, enhancing the fans’ experience at Lane Stadium. The board serves as a scoreboard and play clock, in addition to showing commercials during the games.

- Some other changes that have taken place recently around the athletic facilities are: a resurfaced track at the Johnson/Miller Track Complex and a new roof on the Burrows-Burleson Tennis Center. The golf clubhouse was completed at the River Course, and the Virginia Tech golf team will host an NCAA Regional tournament next summer.

- Plans for a new field house are approved and in the works for the future. The new field house will be wider and longer than Rector Field House and will be used primarily for football, but other sports as well. With this new field house in place, Rector Field House will become a permanent indoor facility for the track and field teams.

# ATHLETIC COMPLEX



*Lane Stadium/Worsham Field, is one of the premier college football arenas in the country. With the completion of the west side expansion, one of the toughest places in the country for opposing teams to play has become one of the nicest venues for fans to experience a game.*



*One of the benefits of the Virginia Tech athletics complex is its centrality – all the facilities are near one another while still being on campus. Situated just across the street from Lane Stadium/Worsham Field, Tech Softball Park (left) is the home of the Hokie softball team; which was ACC champions in 2007 and 2008 and advanced to the Women's College World Series in 2008.*



*Located just behind Rector Field House and adjacent to the Johnson-Miller Outdoor Track is English Field (right), home of the Hokies' baseball team, which hosted the New York Yankees in an exhibition on March 18, 2008.*



*Cassell Coliseum is one of the most recognizable athletic structures on campus. Not only is it the site of games for the men's and women's basketball teams, but it is also used for wrestling and volleyball matches.*





*Set in the middle of the athletics complex, Thompson Field is the home of men's and women's soccer and lacrosse.*



*The Burrows-Burleson Tennis Center offers six indoor courts and six hard outdoor courts for the use of the Virginia Tech men's and women's tennis teams and features new scoreboards.*




*The Pete Dye River Course of Virginia Tech offers a challenging course design, a spectacular new clubhouse and the pristine beauty of a riverfront setting.*



*Rector Field House boasts one of the most impressive indoor tracks in the country. With six lanes, eight dash lanes and various other areas for jumping and throwing, the facility plays host to exciting meets for Virginia Tech's indoor track and field team. The field house also serves as the indoor practice facility for football.*

## FACILITY MANAGERS




**Casey Underwood**  
Director of  
Outside Facilities



**Eric Bremner**  
Landscape/Horticulture  
Manager



**Kent Sheets**  
Facilities Manager; Cassell,  
Merryman and Jamerson



**James Torgersen**  
Facilities Manager



*The new state-of-the-art Christiansburg Aquatic Center (CAC) houses the men's and women's swimming and diving teams.*



*The outdoor oval track at the Johnson-Miller Outdoor Track Complex has eight 42-inch lanes and is identical to the track used in Atlanta's Olympic games.*

# ATHLETIC SUCCESS

In recent years, Virginia Tech's athletic programs have grown immensely and are on an escalating path to success. For the ever-growing legion of Tech fans, the most exciting part is that the future looks even brighter.

On July 1, 2004, Virginia Tech officially became a member of the prestigious Atlantic Coast Conference - a move that has already helped the Hokie athletics program grow even stronger. Tech competes at the Division I level of the NCAA, and with a total of 21 varsity sports, 11 for men and 10 for women, Virginia Tech provides generous opportunities for athletes (and fans) to get in the Hokie huddle. Prior to joining the ACC, Virginia Tech was a charter member of the BIG EAST Football Conference starting in 1991, and a member of the BIG EAST in all other sports except wrestling from 2001 to 2004.

Tech's nationally known football program has had unprecedented success for nearly two decades, recently participating in its 17th-straight bowl game. In 2009, the Hokies won 10 games for the sixth-consecutive season, including a 37-14 victory over Tennessee in the Chick-fil-A Bowl. The Tech football team captured the ACC Championship in back-to-back seasons in 2007 and 2008 after taking the title in 2004, its inaugural season in the league. The Hokies also won BIG EAST Championships in 1995, 1996 and 1999, and played for the National Championship in the 2000 Nokia Sugar Bowl.

The Hokie baseball program broke out a record season in 2010, earning national top-25 rankings for the first time since 1992 and posting seven wins over top-10 teams. The Hokies' season ended with a loss to South Carolina in the NCAA Regional at Columbia, S.C. Subsequently, a school-record seven Hokies were chosen in the 2010 Major League Baseball First-Year Player Draft.

During the 2009-2010 season, the men's basketball team advanced to the quarterfinals of the NIT for the second-straight year, after a huge victory over UConn at Cassell Coliseum. Led by AP All-American Malcolm Delaney, the Hokies finished with a 25-9 record and posted a 13-2 start, their strongest start in program history. The women's basketball team has advanced to the postseason 12 times in the past 16 years.

In 2005, Spyridon Jullien won NCAA titles in the indoor weight throw and the outdoor hammer throw, bringing the school its first-ever NCAA championships in any sport. A year later as a senior, Jullien won both titles again, and during the 2009 outdoor season Tech's Marcel Lomnický won the

**The Hokie baseball program broke out a record season in 2010, earning national top-25 rankings for the first time since 1992 and posting seven wins over top-10 teams.**



**In 2010, Queen Harrison made NCAA history when she won both the 100- and 400-meter hurdle events, marking the first time a woman has swept both hurdles events in the same NCAA national meet.**

national title in the hammer. The women's track and field team won back-to-back titles in both the 2007 and 2008 Indoor and Outdoor ACC Championships. In 2010, hurdler Queen Harrison, who participated in the 2008 Olympic Games, captured the NCAA Indoor Championship in the 60-meter hurdles. A large contingent of Hokies from the men's and women's track & field teams participated in the NCAA Outdoor Championships. Harrison made NCAA history when she won both the 100- and 400-meter hurdle events, marking the first time a woman has swept both hurdles events in the same NCAA national meet. Tech's women's and men's squads finished fifth and 10th, respectively, in the team standings.

The men's soccer program advanced to the NCAA College Cup for the first time in history in 2007, while the women's soccer program earned its first Sweet 16 appearance in 2009, collecting its second-consecutive NCAA Tournament bid. The Hokies defeated a program-best, five top-25 teams, including then-No. 1 North Carolina, to earn their highest-ever conference finish.

In 2001, the Hokie golf team won a nation's best six tournaments, including the BIG EAST Golf Championship, and went on to record an eighth-place finish at the 2001 NCAA Golf Championship. In 2007, the Hokies tied for the ACC tournament title and this spring the Tech squad is competing in an NCAA Regional for the fourth consecutive season. In 2007, the women's softball team advanced to the NCAA Tournament for the third straight year and made its first appearance at the Women's College World Series. Led by National Player of the Year, Angela Tincher, Tech posted back-to-back ACC Tournament titles.

Many individuals have also participated in NCAA postseason competition in recent years, including Hokies from wrestling, tennis, swimming, golf, cross country and track & field. The men's and women's swimming and diving programs sent a combined seven athletes to the NCAA Championships in 2009-2010, coming home with two individual All-Americans and an Honorable Mention All-America Relay Team in the 800 freestyle. The wrestling team finished the 2009-2010 season ranked 14th nationally, with four conference champions and a 17-5 dual meet record, while the men's tennis team made its fourth straight appearance in NCAA postseason competition.

# BLACKSBURG, VA.

COLLEGE TOWN, U.S.A. – A GREAT PLACE TO SPEND FOUR YEARS ... OR A LIFETIME!



One of America's best college towns, Blacksburg is a perfect setting for a great university like Virginia Tech.

Located in Southwest Virginia on a plateau between the Blue Ridge and Alleghany Mountains, Blacksburg combines the laid-back lifestyle of a small town with the amenities one would expect to find around a major center of higher education. Together, the town and university have worked hard to create a progressive community that ranks among the nation's elite living environments. Virginia Tech and the Town of Blacksburg gained national and international attention by creating the world's first "electronic village." Businesses and industries have been drawn by the potential of the quaint town.

Established in 1798 by John and William Black, the town is surrounded by scenic mountain views that accentuate the area. Since its founding, Blacksburg has grown to become the largest town in Virginia. The nearly 43,000 residents (including students) enjoy a close proximity to a variety of recreation areas such as the Blue Ridge Parkway, Appalachian Trail, Claytor Lake and the New River. The region features a moderate climate and four distinct seasons. Blacksburg's location (adjacent to major interstate highways) provides convenient access to most points in the southern and eastern parts of the country.

More information on Blacksburg can be found on the web site of the Blacksburg Electronic Village, [www.bev.net](http://www.bev.net), or the town's web site, [www.blacksburg.va.us](http://www.blacksburg.va.us).




# STUDENT-ATHLETE SUPPORT



The Virginia Tech Athletics Department has excellent facilities and personnel to provide comprehensive support to its student-athletes by creating an atmosphere conducive to their overall success.





# STUDENT-ATHLETE ACADEMIC SUPPORT SERVICES

PROVIDING THE TOOLS NEEDED FOR SUCCESS IN THE CLASSROOM

Expectations placed on Virginia Tech student-athletes are high both in the classroom and on the field. Working together with the Tech Athletics Department, Student-Athlete Academic Support Services (SAASS) acts as the backbone for Hokie student-athletes in order to help them achieve their full potential, both inside and outside of athletics. Tutors, study assistance, computer and technology aid and individual skill development programs are just some of the services available.

In addition, SAASS assists students in arranging appointments with various University departments, such as their academic advisors, the Registrar, the Office of Scholarships and Financial Aid, deans offices, Career Services and the Cook Counseling Center for Academic Enrichment and Excellence.

SAASS is committed to providing a comprehensive academic and personal development program with counseling and advising for student-athletes, offering academic counseling to ensure students receive a complete system of support.

Student-athletes have access to the department's spacious facilities, located in the West Side of Lane Stadium. Opened during the 2006-07 academic year, the SAASS suite, located in the Quillen Family Academic Center, features 18 private tutor rooms, a state-of-the-art classroom, a 36-station computer lab with printer access, a conference room, three quiet areas for reading and studying and a reference library. The office is available between classes, after practice and in the evenings. Hours of operation are flexible and may be tailored to maximize the student-athlete's limited time. The collection of SAASS programs housed in Lane Stadium guarantees that all student-athletes achieve success during their time at Virginia Tech.

## JERMAINE HOLMES

Director of Student-Athlete  
Academic Support Services

**Responsibilities:** As director, Holmes provides leadership for SAASS, and along with his staff, oversees the development and execution of programs aimed to help Hokie student-athletes balance their academic and athletic demands and achieve success in both areas.


**Joined VT Staff:** January 2009; second year.

**Education:** B.S. Virginia Tech, 1996 (business); M.S. Virginia Tech, 1998 (resource management).

**Of Note:** A former Hokie himself, Holmes was a member of the Tech football squad from 1991-1996.

**Before Virginia Tech:** Holmes served as director of Student Life at Virginia Tech before taking an athletic academic counselor position at Cal State Fullerton. He then returned to Tech in 2009 after serving as assistant director of Student-Athlete Support Services at The Ohio State University. He started with the Buckeyes in 2004 as an athletic academic counselor and was promoted to assistant director of a support unit that served nearly 1,000 student-athletes. Holmes managed that department's day-to-day activities, office operations, facilities and staff, in addition to overseeing the academic support programs for all student-athletes and serving as the academic counselor for Ohio State's football and track programs.

**Family:** Holmes and his wife LaTanya reside in Blacksburg with their son Aiden.



## SAASS STAFF



**KATIE CROSS**  
Associate Director



**BETH NOTEWARE**  
Learning Specialist



**MIKE SWANHART**  
Assistant Director



**GREG BEATTY**  
Assistant Director



**SARAH ARMSTRONG**  
Associate Director



**REGINA GARRETT**  
Assistant Director



**ERICA HAMPTON**  
Academic/Tutor Coordinator



**DANIEL PARSONS**  
Learning Specialist



**CORY BYRD**  
Intern



**TERRIE REPASS**  
Administrative Assistant

For more information on academic support services for student-athletes, visit [www.saass.vt.edu](http://www.saass.vt.edu)

**SAASS MISSION AND PROGRAMS**

Virginia Tech Student-Athlete Academic Support Services is committed to providing comprehensive programming, consistent with University and NCAA policies, aimed at enhancing each student-athlete's educational experience.

**AVAILABLE ACADEMIC SERVICES: ATHLETIC TRANSITIONS**

Freshman student-athletes – A required course designed to ease the transition from high school to college.

**ORIENTATION**

Freshman and transfer student-athletes – SAASS schedules team and individual sessions to acclimate new students to Virginia Tech.

**TUTORING**

All student-athletes – Individual and group tutoring appointments are available on-site.

**ACADEMIC PROGRESS**

Freshman and transfer student-athletes – Professors send academic progress reports to his/her athletic advisors twice a semester.

**SAASS COMPUTER LAB**

All student-athletes – The lab features computer and printer access conveniently located in Lane Stadium.

**ACADEMIC RECOGNITION**

Qualified student-athletes – SAASS recognizes each student-athlete with a GPA of 3.0 and above at the end of each semester on the Athletic Director's Honor Roll.

**STUDY HALL**

Freshman student-athletes and upperclassmen with a GPA below the team requirement – Study Hall is mandatory for all freshmen, transfers and currently enrolled students with an overall GPA below 2.30.

**ADVISING/COUNSELING**

All student-athletes – SAASS works closely with each student's academic advisor within the college of their major.

**ACADEMIC AND ATHLETIC ELIGIBILITY**

All student-athletes – The department monitors each student-athlete's academic record to ensure that they are making progress toward their degree.

**GRADUATION IS A PRIORITY**

In seven of the past nine years, Virginia Tech has graduated 70 percent or more of its football class using the NCAA's graduation success rate (GSR) formula.

The GSR is based on a six-year graduation window for student-athletes. The GSR was developed by the NCAA as part of its academic reform initiative to more accurately assess the academic success of student-athletes. The GSR holds institutions accountable for transfer students, unlike the federal graduation rate. The GSR also accounts for mid-year enrollees.


Under GSR calculation, institutions are

not penalized for outgoing transfer students who leave in good academic standing. These outgoing transfers are passed to the receiving institution's GSR cohort. By counting incoming transfer students and mid-year enrollees, the GSR increases the total number of student-athletes tracked for graduation by more than 37 percent. The NCAA also calculates the federal graduation rate (FGR) for student-athletes because it is the only rate by which to compare student-athletes to the general student body.

Virginia Tech's 2009 rates for football were 71 percent (GSR) and 63 percent (FGR).



*Student Athlete Academic Support Services Assistant Director Katie Cross works with Porschia Hadley at the SAASS offices located in Lane Stadium.*



**COMPUTER SERVICES**

All students at Virginia Tech are required to own a computer and the Athletics Department helps scholarship student-athletes fulfill this requirement by providing state-of-the-art laptops equipped with the most up-to-date software. Under the direction of Tech graduates Tommy Regan and Chris Mayer, the information technology office is committed to providing student-athletes with the best possible academic resources available. The office is focused on the technological needs of all Hokie student-athletes and the entire Athletics Department staff.



**TOMMY REGAN**

Director of Information Technology



**CHRIS MAYER**

Computer Technician

# ATHLETICS OFFICE OF STUDENT LIFE

ASSISTING IN THE DEVELOPMENT OF THE TOTAL PERSON

At Virginia Tech, student-athletes don't just play sports. With help from the Athletics Office of Student Life, Hokie student-athletes work outside the athletic venue to develop into community assets and responsible adults.

Led by the Virginia Tech Student-Athlete Advisory Committee, Hokie student-athletes volunteered countless hours in the local community last year. In addition, over 300 Virginia Tech student-athletes earned a 3.00 grade point average during one or both semesters, while achieving great success within athletics as well.

The Athletics Office of Student Life creates programs designed to enhance student-athletes in five areas of commitment: athletic excellence, academic excellence, personal and leadership development, community service and career development. The program has been previously honored for its commitment to serving the good of the student-athletes by the Division I-A Athletic Director's Association as a program of excellence.

## STUDENT-ATHLETE ADVISORY COMMITTEE

The Student-Athlete Advisory Committee (SAAC) is a committee made up of student-athletes assembled to provide insight on the student-athlete experience. They also offer input on the rules, regulations and policies that affect student-athletes' lives on NCAA member institution campuses. Two members of each sports team serve on SAAC each academic year.

## PERSONAL DEVELOPMENT

The Office of Student Life aims to help student-athletes lead balanced lifestyles, encouraging emotional well-being, personal growth and decision-making skills. Each team attends two personal development workshops during the year to educate members in healthy living, service learning, career development, diversity and life skills.

## CAREER DEVELOPMENT

Virginia Tech student-athletes savor their collegiate athletic experiences with the understanding that they will need to secure a job upon graduation. The Office of Student Life works to enhance student-athlete career development by collaborating with the Virginia Tech Career Services Office. Student-athletes also receive assistance in learning about majors and minors, preparing for career fairs, and obtaining scholarships and internships.

## ACADEMIC EXCELLENCE

The Office of Student Life is also responsible for nominating student-athletes for academic honors and awards. Athletes are nominated for on-campus, Atlantic Coast Conference and national awards. Student-athletes with a 3.0 GPA are rewarded and honored on the Athletic Director's Honor Roll. In 2009-10, 370 student-athletes were named to this prestigious list, an increase of nearly 30 from 2008-09.



## REYNA GILBERT-LOWRY

Assistant Athletics Director for Student Life

**Responsibilities:** As assistant athletics director for student life, Gilbert-Lowry develops programs geared to enhance student-athletes' personal development, career awareness and community service endeavors. This includes coordinating each team's philanthropic projects, working with the Student-Athlete Advisory Committee and nominating student-athletes for academic awards. She also helps plan the yearly Athletics Director Honors Breakfast and the All Sports Banquet.

**Joined VT Staff:** 2008; third year.

**Prior to Virginia Tech:** Before joining the Hokies, Gilbert-Lowry served as the compliance coordinator and CHAMPS/Life Skills coordinator at Nova Southeastern University in Ft. Lauderdale, Fla. In 2005, she was also the coordinator of athletic academic services. Prior to NSU, Gilbert-Lowry served as an academic advisor at the University of Central Florida.

**Education:** Northern Illinois University, 2001 (psychology), where she lettered four years on the women's gymnastics team and was named MVP her senior year; Ball State University, 2004, earning a master's in sport and exercise psychology, and a minor in counseling.

**Personal:** A native of Orlando, Fla., Gilbert-Lowry and her husband Spencer currently live in Christiansburg.

## COMMUNITY OUTREACH

Virginia Tech student-athletes are now involved more than ever in the local community. In conjunction with the mission of the Office of Student Life and the Ut Prosim motto, student-athletes are encouraged to volunteer throughout their college experience. Each team partners with a local community organization and volunteers time at community-wide events. Along with large volunteer efforts, student-athletes engage in community support with visits to local hospitals and elementary and middle schools. Community organizations can also request Tech student-athletes to attend local outreach events. Involvement in this program helps maintain and improve the positive relationship between student-athletes and the surrounding community.

Virginia Tech was recently awarded honors from the National Consortium for Academic and Sports for outstanding Outreach and Community Service for the 2009-2010 academic year.

## OFFICE OF STUDENT LIFE STAFF:



### DANNY WHITE

Coordinator of Student Life



### BECCA HETERICK SCOTT

Career Coordinator for Student Athletes

For more information on the Athletics Office of Student Life, visit [hokiesports.com/studentlife](http://hokiesports.com/studentlife)



The women's basketball team (below, right) volunteered with the Christmas Store, which provides gifts to needy families. Brittany Gordon and Elizabeth Basham (right) help wrap presents.



The women's basketball team held a clinic at Shawsville Elementary School. (below)



# ATHLETIC PERFORMANCE

There's much more to athletic performance than weight training. Always striving to stay on the cutting edge, Virginia Tech has combined strength and conditioning with nutrition and sport psychology to benefit its student-athletes. At Tech, these areas are part of the student-athletes' preparation – not just for game day, but also for life after college. Virginia Tech tries to provide the best services, facilities and support staff for all of its student-athletes, to make them better athletes and better people.

## STRENGTH & CONDITIONING

### DR. MIKE GENTRY

Assistant Athletics Director  
for Athletic Performance

**Responsibilities:** As assistant athletics director for athletic performance, Gentry's duties include overseeing the strength and conditioning training of athletes in all 21 varsity sports at Virginia Tech. He is directly involved in the training of the football and women's basketball teams and manages programs for nutrition.

**Joined VT Staff:** 1987; 24th season.

**Record at Virginia Tech:** Gentry was named the second-annual Samson Strength & Conditioning Coach of the Year in the March 2005 issue of *American Football Monthly*.

In May 2003, Gentry was honored by the Collegiate Strength and Conditioning Coaches when he was named a Master Strength and Conditioning Coach. Gentry is currently one of only 36 coaches in the country to have received the CSCC's highest award.

In 1995 and 1996, Gentry was recognized by the National Strength and Conditioning Association as a finalist for the National Strength and Conditioning Professional of the Year.

**Prior to Virginia Tech:** Gentry worked as an assistant strength coach at UNC and as the head strength coach at East Carolina University prior to coming to Virginia Tech in February 1987.

**Education:** Western Carolina, 1979 (physical education); UNC Chapel Hill, 1981 (master's degree); Virginia Tech, 1999 (doctorate; curriculum and instruction with emphasis in motor behavior).

**Family:** Gentry has a son, Roy Christopher (Bo), 19, a member of the Hokie football team. Gentry is married to the former Wendy Ann Williams.



One of the most important aspects of a successful college women's basketball program is its strength and conditioning program. Before the lights ever come on, before the players run out of the tunnel for the first game and before the first basket is ever scored, the Hokies work on getting themselves physically prepared for the rigors of the season.

Thanks to the direction of Assistant Athletics Director for Athletic Performance Mike Gentry, the Virginia Tech strength and conditioning program is among the best in the nation, helping to make the women's basketball program one of the best as well.

One of the main support centers for Tech athletes is the strength and conditioning program. The results of hard work by the staff and the student-athletes have paid huge dividends for Tech's athletic program.

In addition to the new Hahn Hurst practice facility weight room, student-athletes train in the 17,000-square foot training center on the first level of the Merryman Athletic Center. The weight room facility features free-weight equipment, a full line of Hammer Strength equipment, 12 platforms and a 6,000-square foot, state-of-the-art speed and agility room.

Tech also has the use of a 10-by-40-yard sand pit located outdoors and adjacent to the weight

room. This pit is used for resistive running drills to improve speed. The Hokies also have the practice fields for use in running drills.

Tech athletes also train in the Jim "Bulldog" Haren Weight Room. Located in Jamerson Athletic Center, the 5,000-square foot weight room was officially dedicated in September 1985 to Haren, a former Hokie player and long-time supporter of the Virginia Tech Athletics Department. With the three facilities, the Hokies have more than 26,000-square feet of strength and conditioning training space.

At the end of each summer, the team completes the annual stadium challenge. In previous years, the team has started at the far left side of the Lane Stadium East Stands and run from the bottom to the top, jogging from section to section until they made their way across the entire side. Last year, the team went all the way up and down each flight ten times from the very bottom to the top. This climb included 200 steps so it is estimated the team covered about 4,000 steps during the challenge.

The Women's Strength Challenge, established to push athletes to even higher levels, debuted in 2007. The competition includes all women's sports. The challenge is comprised of six events featuring each athlete's strength, agility and overall fitness. Senior women's basketball player

Utahya Drye won the stadium climb in 2007 by running up the Lane Stadium East Side, a total of 111 rows, in 36 seconds. Britney Anderson, a senior on 2007 team, was named a strength and conditioning All-American by the National Strength and Conditioning Association.

David Jackson is in his second season with the women's basketball program as the strength and conditioning coach. Jackson is starting his fourth season as the Assistant Strength & Conditioning Coach for the men's basketball program.

Jackson joined the Hokies following a successful career as a personal trainer in Southern California. No stranger to Virginia Tech, Jackson played for the Hokies from 1994-97 under Bill Foster. His twin brother, Jim, also played for the Hokies. Jackson was a member of the 1995 NIT Championship team and the 1996 team that advanced to the second round of the NCAA Tournament.

Jackson is a 1997 graduate of Virginia Tech with a degree in health and physical education, and a minor in health education. He earned a master's degree in health education from Virginia Tech in 1999.

**For more information on Virginia Tech's strength and conditioning program, visit [hokiesports.com/strength](http://hokiesports.com/strength)**



David Jackson (above) is the primary strength coach for women's basketball. The Hokies take part in a great variety of strength and conditioning exercises and competitions to work toward their goals and keep their workouts interesting and productive.



# SPORT PSYCHOLOGY

HELPING STUDENT-ATHLETES IN ALL ASPECTS OF THEIR LIVES

Virginia Tech offers another important service to all of its student-athletes – sport psychology. Dr. Gary Bennett coordinates the sport psychology department, which offers psychological and performance enhancement services for student-athletes. Bennett and counselor Kellie Moran-Miller, Ph.D., work together to serve the needs of Tech student-athletes. Both are also employed at the Cook Counseling Center on campus.

The sport psychology department offers an injury group to afford injured athletes the opportunity to meet with a sport psychologist and other injured athletes and talk about the recovery process. On average, Bennett conducts 30 individual sessions per week and meets weekly with teams as the need arises.

The response to the sport psychology program has been positive. The student-athletes are very receptive to the services offered by the doctors. The sport psychology office reaches out to athletes who may not have considered going to the counseling service that is offered to all students at Virginia Tech.



**KELLI MORAN-MILLER**  
Counselor

**For more information on the athletics office of sport psychology, visit [hokiesports.com/psychology](http://hokiesports.com/psychology)**

## DR. GARY BENNETT

Sport Psychologist

**Responsibilities:** Bennett meets with student-athletes on an individual basis for personal counseling and to discuss the mental aspects of the game. He also works on team building, communication and performance enhancement. Bennett has taught and supervised pre-doctoral level interns.

**Joined VT Staff:** 2000 (Full time since 2007); 11th year.

**Record at Virginia Tech:** Bennett began working at Virginia Tech in 1995 at the Cook Counseling Center. Now, as the sport psychologist, he also serves on the committees for nutrition, performance and substance abuse; and the planning committee for the “Summit for Student-Athlete Success” events. He also works with various teams in the area of performance enhancement.

**Education:** Centre (Ky.) College, 1981, B.A. English, where he played baseball; University of Kentucky, 1988, master’s in rehabilitation counseling; UK, 1995, Ph.D. in counseling psychology.

**Of Note:** Bennett is licensed as a clinical psychologist and has additional training in sport psychology. He is a member of the Association of Applied Sport Psychology, as well as the American Psychological Association’s Division 47 (Exercise and Sport Psychology).

**Personal:** Bennett lives in Blacksburg and enjoys playing golf and basketball, as well as hiking and skiing, in his spare time.



# SPORTS NUTRITION

EDUCATING STUDENT-ATHLETES ABOUT THE BEST FOOD CHOICES

Eating healthy and choosing nutritious diets are important aspects of a Virginia Tech student-athlete’s life and that’s why in July 2002, the athletics department implemented the sports nutrition program. Amy Freel serves as the director. Freel, who is one of 16 full-time college dietitians in the country, also serves on the nutrition and performance committee with Dr. Gary Bennett.

“It is extremely beneficial for our student-athletes to have nutrition education and counseling available to them in order for them to remain successful in their sports and outside of athletics,” Freel said. “The individualized nutrition education allows the athletes and me to get very specific on their nutritional, personal and sport-specific goals.”

The Sports Nutrition Program has helped countless Tech athletes maximize their athletic performance. Freel will be aided by Jennie Schafer, who is a graduate assistant.

**For more information on the athletics office of sports nutrition, visit [hokiesports.com/nutrition](http://hokiesports.com/nutrition)**

## AMY FREEL

Sports Nutritionist

**Responsibilities:** Freel works with student-athletes to provide them with information they need on their diets. She provides individual players with diet counseling on issues such as gaining lean muscle mass, losing body fat, and eating choices to improve performance. Freel designs preseason menus, snacks and training table menus for teams.

**Joined VT Staff:** 1999; 11th year.

**Record at Virginia Tech:** Freel served as the coordinator of student life for a little more than two years before taking charge of Tech’s nutrition program in 2002. In 2005, she was named the Young Dietitian of the Year by the Virginia Dietetic Association for her work as the nutritionist in the Tech athletics department.

**Prior to Virginia Tech:** Freel served as a clinical dietitian at the Lewis-Gale Medical Center for a year-and-a-half before coming to Tech in September of 1999.

**Education:** Ball State University, 1996 (dietetics) while competing in gymnastics for four years; Ball State, 1998, master’s in dietetics.

**Of Note:** Freel became a registered dietitian in 1997.

**Family:** Freel and her husband Mike, who live in Blacksburg, have four children: Ben (9), Matt (8), Ashley (4) and Luke (3).



# SPORTS MEDICINE

PROVIDING THE HOKIES WITH EXPERIENCED, PROFESSIONAL CARE



## MIKE GOFORTH

Assistant Athletics Director for Athletic Training

**Responsibilities:** As assistant athletics director for athletic training, Goforth oversees healthcare needs of all student-athletes and organizes all trainers and doctors while supervising all other services Tech offers.

**Joined VT Staff:** 1998; 12th year.

**Prior to Virginia Tech:** Goforth came to Tech from the Hamilton Medical Center/Bradley Wellness Center in Dalton, Ga., where he was the director of wellness and sports medicine. He has an extensive background in sports medicine, working at East Tennessee State University, William Fleming High School, Tusculum College, Greene County Sports Medicine/Industrial Cooperative and Pioneer Sports Medicine/Physical Therapy Clinic. He also has numerous opportunities to consult on program development throughout the country.

**Education:** East Tennessee State University, 1991, physical education; Virginia Tech, 1995, master's in sport management.

**Family:** Goforth and his wife, Tracy, a teacher at Blacksburg Middle School, have two sons – Ethan, 13, and Luke, 9.

The Sports Medicine Department at Virginia Tech is constantly evolving to incorporate new ideas utilizing state-of-the-art resources for the betterment of all Hokie student-athletes. Under the leadership of Assistant Athletics Director for Athletic Training Mike Goforth, the department is constantly improving and developing new strategies to provide the most current and comprehensive care.

Their team of certified athletic trainers, orthopaedic surgeons, Board Certified primary care physicians, chiropractors, physical therapists, sport psychologists, nutritionists, massage therapists and orthotists are available on site to manage the health care needs of Tech athletes. The staff continually looks for ways to enhance the services provided for their athletes as evidenced by its participation in local and national projects pertaining to related topics such as concussion management, prevention of antibiotic resistant types of staph infection (MRSA), high ankle sprains and collegiate health care management strategies. Research is considered instrumental to the sports medicine department. The department has participated in several projects with the engineering department and school of education, respectively.

Tech is entering its ninth full year in the 4,300-square-foot Eddie Ferrell Memorial Training Room, which consolidated the training rooms that existed in the Merryman Center and Cassell Coliseum. The facility gives the training staff a centralized area to care for the needs of all Virginia Tech student-athletes. There is top-of-the-line equipment and a unique style of architecture, developed by Glenn Reynolds, AIA and Larry Perry as the consulting engineer. In 2010, Reynolds again helped Tech spearhead

another 3,000-square-foot expansion of the training room to encompass the weight room.

The Ferrell Training Room nearly doubled the size of the former Merryman Center facility. Tech now has more than 10,000 square feet dedicated to sports medicine, placing it in the top five percent nationally. The \$10 million Merryman Center includes 2,400 square feet of medical space and a physician's suite. The suite is equipped with a new state-of-the-art X-ray system, a fluoroscopy unit and a minor procedure room. The training room also has offices for the staff, dozens of training tables, two cold tubs, whirlpools, an underwater treadmill, a Biodex System 3 and various other pieces of rehabilitation equipment and treatment modalities.

In addition, a training room has been constructed in Rector Field House to serve the football team when it practices indoors, and the Gordon Family Mobile Sports Medicine Unit is a portable training room that can be transported to various venues.

Athletes have many options to help prevent or protect them from injuries. The sports medicine staff takes great pride in treating athletes year-round. Special attention is paid to off-season activity. The staff will analyze past injury data from each participant and construct a preventative program that is followed over a nine-week period between the end of the season and the beginning of spring practice. This same procedure is followed during the summer.

A vital part of student-athlete medical services is access to the Montgomery Regional Hospital's SWVA Center for Orthopaedics and various specialty services offered through HCA Southwest Virginia and its affiliated hospitals.

"We are privileged to have access to the

finest physicians and services that HCA has at its disposal," said Goforth. "It is comforting knowing that our local hospital has the best care available in this region of the country for our student-athletes."

If physical therapy is needed, student-athletes can be seen in the Ferrell Training Room by physical therapists Chris Rogers and Katie Burns who play a large role in the overall program developed to return an injured athlete to 100 percent. Team chiropractor, Dr. Greg Tilley, provides Tech athletes with specialized treatment for spine-related conditions and plays a huge role in performance enhancement through various chiropractic techniques.

"As certified athletic trainers, for us to have the resources of folks like Katie Burns, Chris Rogers, Greg Tilley and Gary Bennett is a tremendous asset," Goforth said. "The knowledge and skill that they bring is invaluable."

Team orthopaedic surgeons Dr. Marc Siegel and Dr. James Farmer bring a wealth of experience and skill to assist when athletes need orthopaedic consultation for certain types of sports-related injuries.

Over the past 11 years, Tech has developed the reputation for producing top-level certified athletic trainers. Graduates are now employed in positions across the country at various levels of the profession. This year, the staff will consist of three graduate assistant athletic trainers: Freddy Purvell, Jake Naas and Chris Deneault.

**For more information on the athletics office of sports nutrition, visit [hokiesports.com/trainers](http://hokiesports.com/trainers)**



# HOKIESPORTS.COM

THE OFFICIAL SOURCE FOR INFORMATION ON VIRGINIA TECH SPORTS

Virginia Tech sports fans have the luxury of getting up-to-date information on their favorite Tech sports or athletes on a daily basis, regardless of location. Hokiesports.com is every Tech fan's source for fast, accurate and official coverage of all Hokie sports teams and events.

On the main site, one can find an array of information on Tech athletics. Through the efforts of the athletics communications staff, Hokiesports.com provides the fastest, most complete source for Hokie news on the web. Pregame releases, game stories and individual features, as well as up-to-date statistics and

results for all 21 athletic teams are posted. In 2008, a notebook was added to provide readers with behind the scenes news and notes. Other offerings include individual home pages for each Tech sport, featuring breaking news and archived releases along with media guides containing player and coaching staff profiles, schedules, records, historical information and other pertinent facts for every sport.

Also accessible on each sport's home page are rosters with links to player bios, schedules, results and conference standings. With fast "live stats," fans have access to stats from home football,

men's and women's basketball, baseball, softball, lacrosse, men's and women's tennis, men's and women's soccer, volleyball and wrestling as they happen via the web.

The in-house site was first launched on July 1, 1996. This past year, hokiesports.com averaged more than 25 million page views and over 800,000 visitors per month. In a 2008 survey of BCS school official websites, hokiesports.com ranked seventh in total traffic and first within the Atlantic Coast Conference.

The site is managed and designed by director and webmaster Damian Salas. Salas is assisted by graphic designer Allison Jarnagin.

Hokiesports.com is the lead site of five official Tech athletics auxiliary sites, including [hokiephotos.com](http://hokiephotos.com), [hokietickets.com](http://hokietickets.com) and [hokieshop.com](http://hokieshop.com). The site is managed and designed by director and webmaster Damian Salas. Salas is assisted by graphic designer Allison Jarnagin.



Hokietickets.com contains links and updates about tickets for Hokie athletics events including seating charts of Lane Stadium and Cassell Coliseum.



Hokiephotos.com allows fans to purchase select athletics department photos of some of the most memorable athletes and moments in Virginia Tech history.



Hokies All-Access provides streaming video clips that are exclusive to the site, along with one-of-a-kind coach and player interviews as well as video and audio coverage of events.



Hokieshop.com allows fans to purchase official Hokie gear and gameday apparel.

## INSIDE HOKIE SPORTS

THE OFFICIAL PUBLICATION OF VIRGINIA TECH ATHLETICS

The Virginia Tech athletics department made a bold switch in 2008, converting its in-house newspaper of more than 20 years into a full-color, glossy magazine with nearly 50 pages worth of content and a new name.

The debut of *Inside Hokie Sports* drew overwhelmingly positive reviews, and now, for a third season, the magazine returns to continue providing information on all of the Hokies' 21 varsity sports.

### THE MAGAZINE FEATURES:

- Roth Report & monthly columns
- Hokie Club's monthly news
- In-depth feature articles on student-athletes, coaches and administrators
- Extended coverage on Olympic sports
- Season previews and reviews
- Features on former Virginia Tech athletes
- Updates on Hokies in the professional ranks

The publication is printed 11 times a year, with a month off in the summer.

"We'll continue to write in-depth stories not just on student-athletes, but also on a wide array of people and topics surrounding Tech athletics that traditional media outlets tend to ignore," said Jimmy Robertson, the editor of *Inside Hokie Sports*. "I thought that made us a unique entity among the groups covering the Hokies."

"At the same time, we kept some of the things from the newspaper that were popular - things like columns and our football recruiting profiles. I thought we had a nice blend of ways to present information, and now, our objective is to expand and improve to make our publication even better."

The staff is headed by Robertson, a 1994 graduate of Roanoke College who has won six national awards since starting as the editor of Tech's in-house publication in 1996. He is aided by a talented staff including Allison Jarnagin, a 2007 Virginia Tech graduate with a degree in visual communications, who is in her third year as the publication's layout designer; David Knachel, who serves as the staff photographer, has held his role for more than 20 years; and Bill Roth, the Voice of the Hokies, who continues to provide his monthly column.

### SUBSCRIBE TO INSIDE HOKIE SPORTS


\$37.95 for one-year subscription - \$69.95 for two-year subscription

- additional \$12 per year for access to online version

\$25 annually for just access to online version (no printed copy)

Magazines will be available on newsstands at certain stores throughout the Blacksburg-Christiansburg area.

For additional subscription information, call the *Inside Hokie Sports* office at (540) 231-3908, or visit the Web site at [inside.hokiesports.com](http://inside.hokiesports.com).



# THE ATHLETIC FUND

## HOKIE CLUB WORKS TO KEEP BUILDING TECH'S MOMENTUM

Virginia Tech's sixth season in the ACC was successful, both in competition and fundraising results. Thanks to the hard work of the Hokie Club, donors continue to support the athletics program with their gifts to the annual fund and for new facilities. The Hokie Club is charged with raising funds to support the scholarship, capital and programmatic needs of the Athletics Department.

"Virginia Tech's high national profile in football continues to motivate our fans in their support of

the program. They are proud that their football team has been to bowl games in each of the last 17 years, including six BCS games. Winning three ACC championships in football in five years added momentum to our fund raising efforts," said Lu Merritt, who has served as director of the Athletic Fund since 1994.

Donors make gifts in outright forms such as cash and real estate, or through planned or deferred gifts such as a will or retirement plan.

The Athletic Fund is proud of its staff and its volunteers who help ensure that the 65 Hokie Clubs throughout the region continue their active efforts to support and promote athletics at Virginia Tech.

O.A. Spady of Smithfield, Va., is the current president of the Athletic Fund and Glenn Reynolds of Blacksburg, Va., is the vice president.

[WWW.HOKIECLUB.COM](http://WWW.HOKIECLUB.COM)

Phone: (540) 231-6618 Fax: (540) 231-3260



The Hokie Club staff (front row, l to r) – Lu Merritt, Diana Adkins, Dana Partin, Nancy Gabbard, Jane Broadwater, Brandy Barrow; (top row) Terry Bolt, Brian Thornburg, David Everett, Scott Davis, Sharon Linkous and John Moody.


# HOKIE HARDWOOD CLUB

The Hokie Hardwood Club, formerly known as the Diamond Club, has been in existence for more than 20 years. The mission of the Hokie Hardwood Club is to increase public awareness of the Virginia Tech women's basketball program, to raise the level of

community support for all aspects of the program and to provide the level of spirit and resources required for a program of national prominence. The club conducts fundraisers during the year in support of the women's basketball program. Fundraising

efforts helped with some of the team's expenses on its summer trip to Europe in 2000, as well as the trip to Australia the summer of 2004 and the 2008 trip to Greece and Italy. Members of the Hokie Hardwood Club travel to several away games each season.

*The Hokie Hardwood Club is a major supporter of the women's basketball program. The Hardwood Club's support has helped fund the women's basketball international trips as well as locker room improvements.*



# MEET THE





# COACHES





# BETH DUNKENBERGER

## HEAD COACH

Beth Dunkenberger begins her seventh season as the head coach of the Virginia Tech women's basketball team after guiding the Hokies to postseason appearances in three of her first six seasons. Dunkenberger has compiled a 99-85 record at Tech and is 164-135 in her 10-season career as a head coach.

Dunkenberger's 2009-10 squad battled its way through the always challenging ACC schedule, led by seniors Utahya Drye, an Honorable Mention All-ACC performer, and Lindsay Biggs. The highlight of the year was Tech's 79-64 domination of No. 10 North Carolina in Cassel Coliseum.

In her tenure as head coach, several of Dunkenberger's players have gone on to professional careers. Kerri Gardin became the first Tech player to see action in a WNBA game with the Connecticut Sun, while former players Kirby Copeland, Nara Diawara and Dawn Chriss have all played in Europe. Additionally, Diawara was selected to the 2008 Beijing Olympic Games team for her native country of Mali.

The program under Dunkenberger has produced four All-ACC performers in Gardin (2005, 2006), Copeland (2007), Brittany Cook (2008) and Drye (2009) in addition to one member of the All-ACC Freshman team.

Dunkenberger's commitment to academic

excellence is best displayed by the 2008-09 senior class. Cook is a second year-medical student at the Edward Via Virginia College of Osteopathic Medicine. Laura Haskins and A.J. Lemaitre are Master's candidates in the prestigious Pamplin School of Business at Virginia Tech, while Amber Hall is a second-year student at the University of Florida Law School. Additionally, Biggs and freshman Alyssa Fenyn were named this past season to the ACC Women's Basketball All-Academic team.

Not only have her teams been successful, but her student-athletes themselves have garnered several awards and honors during the Dunkenberger era at Virginia Tech. In 2009, Haskins was named to the ESPN The Magazine Academic All-America Third Team as well as being selected to the District III First Team. Haskins also was selected as the first recipient of the Kay Yow ACC Women's Basketball Scholar-Athlete of the Year award. Brittany Cook was selected to the 2007 ESPN The Magazine Academic All-America Third Team as well as being named to the District III First Team. In 2005, Erin Gibson and Carrie Mason were named to the ESPN The Magazine Academic All-America District III University Division team. Gibson was also selected as one of 29 ACC scholar-athletes to be named as a recipient of the ACC Postgraduate Scholarship, awarded to individuals who have performed with

## DUNKENBERGER FILES

### PERSONAL

**Birthplace:** Roanoke, Va.  
**Hometown:** Shawsville, Va.

### EDUCATION

**Virginia Tech (Blacksburg, Va.),** 1988-90  
M.S. Education- Sports Management  
**Randolph-Macon (Ashland, Va.)** 1984-88  
B.S. Mathematics

### PLAYING CAREER

**Randolph-Macon:** 1984-88  
All-conference selection  
Academic District All-American  
Top student-athlete in 1988

### COACHING CAREER

**Virginia Tech**  
Head Coach 2004-present  
NCAA First Round, 2005  
NCAA Second Round, 2006  
WNIT Third Round, 2007

### Western Carolina

Head Coach 2000-04  
Southern Conference Coach of the Year  
2002-03  
Most victories in school history 2002-03  
Southern Conference Tournament runner-up  
2003-04

### Florida

Assistant Coach 1997-00  
NCAA Sweet 16 1997-98  
NCAA Tournament 1998-99  
NIT Championship Runner-up 1999-00

### Virginia Tech

Graduate Assistant 1988-90  
Assistant Coach 1990-97  
Metro Conference tournament title  
1993-94  
NCAA First Round 1993-94  
Metro Conference regular season title  
1994-95  
NCAA Second Round 1994-95



distinction in both the classroom and in their respective sports, while demonstrating exemplary conduct in the community. Mason also received the scholarship following the 2005-06 season.

Dunkenberger was named the fifth head women's basketball coach at Virginia Tech on April 6, 2004.

Dunkenberger has a long association with the Virginia Tech women's basketball program, having served on Carol Alfano's staff for nine years (1988-97). She worked as a graduate assistant for two years before being promoted to a full-time assistant position, and helped lead the Hokies to the 1994 and 1995 NCAA Tournaments, the first two appearances in school history. Dunkenberger not only helped lead Tech to two NCAA Tournaments, but also to the Metro Conference Tournament championship in 1994 and the Metro Conference regular-season championship in 1995. She served three years as recruiting coordinator and was responsible for signing Tere Williams, the first Parade All-American in the school's history. In addition, Dunkenberger assisted in recruiting eight members of the Tech 1,000-point club and four of the top-six scorers in the program's history.

Dunkenberger returned to Blacksburg in 2004 after guiding Western Carolina to a 65-50 record, including a 14-17 mark in her final season when the sixth-seeded Catamounts won three games to advance to the Southern Conference Tournament finals. The program had only won a total of four tournament games in its previous 20 years in the conference.

The Catamounts came up with huge wins during the 2002-03 season, including a 73-69 victory over Chattanooga on the road to clinch second place in the SoCon and a 64-54 win over UNC

Greensboro heading into the league tournament. Dunkenberger's efforts earned her 2002-03 Southern Conference Coach of the Year honors as the Catamounts finished the season with a 21-7 record, the program's best since beginning NCAA Division I competition in 1981-82. It was the first time a WCU women's basketball coach had received the recognition.

In Dunkenberger's first season (2000-01), the Cats posted a 13-15 record, the most wins for the program in 12 seasons. She backed that up with a 17-11 record in the 2001-02 season. Dunkenberger reached 50 wins faster than any other head coach in the program's history.

In 2003-04 at Western Carolina, Tiffany Hamm was named to the SoCon All-Conference team after being voted the 2002-03 Player of the Year by the SoCon Sports Media Association. Hamm also earned 2002-03 all-conference honors along with teammate Jennifer Gardner, while Erin May graced the All-Freshman team that season. It was the fourth consecutive year a WCU athlete was represented on the All-Rookie list.

In addition to the athletic honors, Yoneko Allen was named to the 2004 Verizon Academic All-America Third Team after being named to the All-District III team for the third consecutive season. She was also a two-time Arthur Ashe, Jr., Sports Scholar along with teammate Christy Blackwell, who received the honor the previous year. Laura Echols racked up quite a number of honors in her last two seasons under Dunkenberger's tutelage. Echols was named to the 2001 and 2002 Verizon Academic All-District III teams, the 2001 and 2002 all-conference teams and the SoCon Player of the Week three times.

Other Catamounts receiving honors under Dunkenberger's guidance included 2001 Conference Freshman of the Year Tiffany Hamm, who was the SoCon leading rookie scorer that year, with 12.0 ppg; Ki-Ki Glass, who was named to the 2002 SoCon All-Freshman team; Jennifer Gardner, who was named a SoCon Player of the Week in 2002; and Yoneko Allen, who was named to the 2002 Verizon Academic All-District III second team, an Arthur Ashe, Jr., Sports Scholar and Western Carolina's 2002 Female Scholar Athlete of the Year.

Dunkenberger's emphasis on the importance of academics is easily recognized. Her 2000-01 squad finished in the top 25 in the nation for women's basketball programs academically, ranking sixth with an overall team GPA of 3.313.

During Dunkenberger's three-year tenure as an assistant coach, the last as recruiting coordinator at the University of Florida, she helped the Gators to a 63-36 overall record. The Lady Gators advanced to postseason play all three years with the 1997-98 team making an appearance in the Sweet 16. While in Gainesville, Dunkenberger had the opportunity to help coach five players who are currently, or were previously, on rosters in the WNBA.

Dunkenberger was valedictorian at Shawsville High School and graduated cum laude from Randolph-Macon College with a Bachelor of Science degree in mathematics in 1988. She was named academic all-district as well as all-conference. She continued her education by earning a Master of Science degree in education at Virginia Tech in 1990 and served as the commencement speaker at both her high school and undergraduate graduation ceremonies. A native of Shawsville, Va., she is the daughter of Tom and Rebecca Dunkenberger.

## TECH PLAYERS POST COLLEGE HOOPS CAREERS:

Kerri Gardin (2002-06) became the first Virginia Tech player to participate in the WNBA regular season in 2008. Nare Diawara (2003-07, Mali) and Ieva Kublina (2000-04, Latvia) were selected to their respective national teams for the 2008 Beijing Olympic Games.





## GREENMAN FILES

### PERSONAL

**Birthplace:** Asheville, N.C.  
**Hometown:** Blacksburg, Va.

### EDUCATION

**Virginia Tech (Blacksburg, Va.),** 1988-90  
M.S. Education - Health and PE  
**Emory & Henry (Emory, Va.)** 1984-88  
B.S. Physical Education

### PLAYING CAREER

**Emory & Henry:** 1984-88  
1988 ODAC regular and tournament champs  
1988 ODAC All-Tournament team

### COACHING CAREER

#### Virginia Tech

Asst. Coach, 2004-present  
NCAA First Round, 2005  
NCAA Second Round, 2006  
WNIT Third Round, 2007

#### Western Carolina

Assoc. Head Coach, 2000-04  
Most Victories in School History (21), 2002-03  
Southern Conference Tourney runner-up,  
2003-04

#### Miami University

Asst. Coach, 1998-00

#### Tenn.-Chattanooga

Asst. Coach, 1996-98

#### Western Carolina

Asst. Coach, 1993-96

#### Virginia Tech

Volunteer Asst. Coach, 1988-90  
Restricted Earnings Coach, 1990-93

### GETTING TO KNOW SHELLIE

**Best vacation you've taken:** I've had so many great ones, it's hard to pick just one. But I would have to say going to Emerald Isle with my family every year growing up.

**Best basketball memory:** Without a doubt, Brittany Cook's stick back to beat Virginia in Charlottesville. The No. 2 play of the night on SportsCenter!

**Best birthday memory:** 30 was good...40 was great! Just glad I keep having them!

**Hobbies & interests:** I love to play golf! Enjoy vacationing with friends, going to the movies, and spending time with my nephews, Austin and Jake, and my niece, Emma. Oh yeah and my mom, dad and brother, Travis and sister-in-law, Bobbie!

**Favorite movies:** Pretty Woman, Meet the Parents and Halloween (the original)

# SHELLIE GREENMAN

## ASSISTANT WOMEN'S BASKETBALL COACH

Recruiting coordinator Shellie Greenman is in her seventh year on the Virginia Tech staff after serving on Beth Dunkenberger's staff as associate head coach and recruiting coordinator at Western Carolina. Greenman previously served on Carol Alfano's Virginia Tech staff from 1988-93.

As the recruiting coordinator for Western Carolina, Greenman organized all recruiting efforts. She continues those duties at Tech, and is also responsible for coaching the guards and working with the offense.

"Shellie has been instrumental in finding the right players to help us build a championship program," Dunkenberger said. "It takes more than just talented athletes to win. We need players who are dedicated and hard working, who are competitive, who put our team first and who are also good people. Shellie searches far and wide to find those special people."

Greenman has been coaching at the Division I

level for 15 years. She worked previously at Western Carolina under head coach Gary Peters from 1993-96. Greenman has also completed stints at Miami University (Ohio) and Tennessee-Chattanooga. She has the impressive distinction of having recruited a player who was named the Conference Rookie of the Year at each of the three schools.

Greenman earned her bachelor's degree in 1988 from Emory and Henry College and went on to earn her master's in 1990 at Virginia Tech. At the start of her career, Greenman worked as an assistant coach with Dunkenberger for five years at Virginia Tech. A four-year letterwinner in basketball at Emory & Henry, Greenman led her team to the ODAC Conference championship in 1988, as she was named to the All-Tournament team. The daughter of Bill and Joan Greenman, she originally hails from Blacksburg, Va. In her spare time, she enjoys playing golf and spending time with her nephews, Austin and Jake, and her niece, Emma.





# STACY CANTLEY

## ASSISTANT WOMEN'S BASKETBALL COACH

Stacy Cantley begins her 12th season as a collegiate coach and 10th on head coach Beth Dunkenberger's staff.

Prior to joining Dunkenberger's staff at Western Carolina, Cantley was an assistant coach at the University of North Carolina at Wilmington for three seasons. While at Wilmington, Cantley scouted, produced highlight tapes and coordinated scheduling for the team while developing the perimeter and post players. Cantley has been a member of the Women's Basketball Coaches Association since 1999.

"We are very excited to have someone with Stacy's experience on our staff," stated Dunkenberger. "She is a tireless worker who is a huge asset to our program."

Cantley earned her bachelor's degree in physical education in 1999 from UNC Wilmington, where she was a four-year letterwinner in basketball. Cantley finished her career at Wilmington on the school's top 10 all-time list in rebounds.

Born in Beckley, W.Va., Stacy is the daughter of Larry and Patricia Cantley.

### CANTLEY FILES

#### PERSONAL

**Birthplace:** Beckley, W.Va.

**Hometown:** Beckley, W.Va.

#### EDUCATION

**UNC Wilmington (Wilmington, N.C.):** 1994-98

B.A. Physical Education

#### PLAYING CAREER

**UNC Wilmington:** 1994-98

Top 10 career rebounds in school history

Four-year letterwinner

#### COACHING CAREER

##### Virginia Tech

Assistant Coach, 2004-present

NCAA First Round, 2005

NCAA Second Round, 2006

WNIT Third Round, 2007

##### Western Carolina

Assistant Coach, 2001-04

Most Victories in School History (21),

2002-03

Southern Conference tournament runner-up,

2003-04

##### UNC Wilmington

Student Coach, 1998-99

Restricted Earnings Coach, 1999-00

Assistant Coach, 2000-01

### GETTING TO KNOW STACY

**Best vacation you've taken:** Zihuatanejo, Mexico. I was with some very special people and we had an unbelievable time!

**Best basketball memory:** In 2007, when Brittany Cook tipped in the winning shot at UVa.

**Favorite spot on Virginia Tech Campus:** The Drill Field. Especially the view from the chapel.

**Best birthday memory:** My 30th birthday party at the pond. Hanging out with great friends and laughing at everyone attempting to go down the zip line.

**Hobbies & interests:** Fishing, water or snow skiing, anything on the water. I also love to hang out with my niece and nephews.

**Favorite movies:** Remember the Titans, Rudy, Rocky IV, Shooter





# ANGELA CROSBY

## ASSISTANT WOMEN'S BASKETBALL COACH

Angela Crosby, a native of Anderson, S.C., is in her third year on Beth Dunkenberger's staff at Virginia Tech.

Crosby comes to Tech with a combined 10 years of collegiate recruiting experience as an assistant coach at Appalachian State, Chattanooga and Memphis. She also coached at the high school level and was an outstanding player on both the junior college and Division I levels.

"We are extremely excited to have Angela on our staff," said head coach Beth Dunkenberger. "She has extensive recruiting experience and a genuine enthusiasm for the game and our program."

In 2007-08, Crosby was the Assistant Dean of Students and girls' basketball coach at Whitefield Academy in Mableton, Ga. Prior to Whitefield, Crosby served as recruiting coordinator at the University of Memphis, from July 2004-March 2007, where she was in charge of all recruiting efforts and worked with the Tigers' post players.

During her time at Chattanooga (2000-2004),

the Lady Mocs won four Southern Conference regular season and tournament titles and advanced to the NCAA Tournament four times. Crosby obtained her first collegiate coaching job at her alma mater, Appalachian State (1996-2000), where she was the director of the women's summer camp in addition to her coaching duties.

As a player at Appalachian State, Crosby scored 1,023 points, averaging 21.9 points per contest, both of which set school records for a two-year player. She also concluded her career with 510 rebounds, averaging 9.3 boards per game, and was selected as the 1994 SoCon Player of the Year.

Prior to transferring to ASU, Crosby was a NJCAA All-American in 1992 at Anderson (S.C.) Junior College, where she averaged 18 points and 12.3 rebounds in two seasons.

Crosby, a member of the Black Coaches Association, is a 1995 graduate of Appalachian State with a bachelor's degree in habilitative science.

### CROSBY FILES

#### PERSONAL

**Birthplace:** Anderson, S.C.  
**Hometown:** Anderson, S.C.

#### EDUCATION

**Anderson Jr. College (Anderson, S.C.):** 1990-92  
Associate Degree  
**Appalachian State (Boone, N.C.):** 1993-1995  
B.S. Habilitative Science

#### PLAYING CAREER

**Appalachian State:** 1992-94  
1994 Southern Conference Player of the Year  
Anderson Junior College  
1992 NJCAA All-American

#### COACHING CAREER

**Virginia Tech**  
Asst. Coach, 2008-present  
**Whitfield Academy (Mableton, Ga.)**  
Head Coach, 2007-2008  
**University of Memphis**  
Recruiting Coordinator, 2004-2007  
**Tenn-Chattanooga**  
Assistant Coach, 2000-04  
2001-04 SoCon regular season Champions  
2001-04 SoCon Tournament Champions  
2001-04 NCAA Tournament participant  
**Appalachian State**  
Assistant Coach, 1996-2000  
1998-99 SoCon Tournament Champions

#### GETTING TO KNOW ANGELA

**Best vacation you've taken:** Cruise to the Bahamas.

**Best basketball memory:** Senior night in college.

**Favorite spot on Virginia Tech Campus:** Cassell Coliseum.

**Best birthday memory:** Ninth grade sleepover was a surprise birthday party.

**Hobbies & interests:** Singing and reading.

**Favorite movies:** Radio, The Green Mile.





# JILL JAMESON

## DIRECTOR OF BASKETBALL OPERATIONS

Jill Jameson begins her seventh season with the women's basketball staff as the director of basketball operations.

Jameson earned a Master of Science degree in education from Virginia Tech in 1995 and returned to Blacksburg, Va., in 2004 after serving as assistant women's basketball coach at Marquette University for three years. At Marquette, Jameson served as recruiting coordinator, assisted with on-court coaching, specializing in the development of the guards, assisted in film evaluation and scouting and organized the marketing and promotions for the women's basketball program.

Prior to her time at Marquette, Jameson was an assistant at Tennessee-Chattanooga (1998-2001), where she helped the program capture two Southern Conference regular-season championships (2000-01), the 2001 SoCon Tournament title, an appearance in the 2001

NCAA Tournament, as well as the 2000 WNIT Second Round.

Jameson was assistant coach and recruiting coordinator at Francis Marion (1997-98), which won the 1998 Peach Belt Athletic Conference Tournament title and advanced to the NCAA Division II Final Four. She began her coaching career at Virginia Tech (1993-97) as an assistant coach after receiving a Bachelor of Science degree from Northern Iowa. While on the Tech staff, Jameson assisted with all aspects of the program both on and off the court.

In the Director of Basketball Operations position at Virginia Tech, Jameson coordinates team travel, budget, equipment, serves as a liaison with the Hardwood Club including organization of the Annual Women's Basketball Auction, coordinates community service work for the team and is the director of women's basketball summer camps. Born in Tell City, Ind., Jill is the daughter of John and Joyce Jameson.

### JAMESON FILES

#### PERSONAL

**Birthplace:** Tell City, Ind.  
**Hometown:** North Vernon, Ind.

#### EDUCATION

**Virginia Tech (Blacksburg, Va.):** 1993-95  
M.S. Education  
**Northern Iowa (Cedar Falls, Iowa):** 1988-93  
B.S. Physical Education

#### PLAYING CAREER

**Northern Iowa:** 1988-92  
Four-year letterwinner, Three-year starter  
**Athletes in Action**  
Member of Australia tour team  
Macedonia - Coach and player  
Mexico, London - Coach

#### COACHING CAREER

**Virginia Tech**  
Dir. of Basketball Ops., 2004-present  
NCAA First Round, 2005  
NCAA Second Round, 2006  
WNIT Third Round, 2007  
**Marquette**  
Assistant Coach, 2001-04  
2004 NCAA Second Round  
2003 WNIT Second Round  
**Tenn-Chattanooga**  
Assistant Coach, 1998-01  
2001 Southern Conf. regular-season co-champs  
2001 Southern Conf. Tournament champs  
2001 NCAA Tournament  
2000 Southern Conf. regular-season champs  
2000 WNIT First Round  
**Francis Marion**  
Assistant Coach, 1997-98  
Division II Final Four, 1997-98  
Peach Belt Athletic Conf. Champions, 1997-98  
Peach Belt Athletic Conf. Tourn. Champs, 1997-98  
**Virginia Tech**  
Assistant Coach, 1995-97  
Graduate Assistant, 1993-95  
Metro Conference tournament title, 1993-94  
NCAA first round, 1993-94  
Metro Conference regular season title, 1994-95  
NCAA Second Round, 1994-95

#### GETTING TO KNOW JILL

**Best vacation you've taken:** Running with the Bulls in Pamplona, Spain. A little scary but a great adrenaline rush.

**Favorite spot on Virginia Tech Campus:** West End dining hall and War Memorial Chapel overlooking the drillfield.

**Best birthday memory:** Hanging out with friends at the pond in Shawsville with a water trampoline, zip line, rope swings and great food.



# SUPPORT STAFF



**ABBY BOGGS**  
*Graduate Assistant*

Abby Boggs will serve as a graduate assistant with the women's basketball program this season. Boggs is responsible for film exchange as well as the team's student managers. She also assists with recruiting in the preparation of mailouts, on-campus visits and tracking recruit's playing schedules. Boggs will also

assist with all phases of the summer camps.

Boggs completed her undergraduate degree in three years this spring and is a Magna Cum Laude graduate of Virginia Tech with a degree in Business, Hospitality and Tourism Management. As a student, Boggs was very involved in the promotion of Tech athletics serving as the director of Hokies on Fire last year. She was instrumental in the 'Maroon Monsoon' game as well as the creation of the 'Generals', a group of 15 dedicated students who attended all women's and men's basketball home games.

Boggs, a Roanoke, Va., native, was a senior captain on the Hidden Valley High School women's basketball AA state championship team.

She is enrolled in graduate school majoring in urban and regional planning with a concentration in environmental planning.



**AMY KUNIGONIS**  
*Certified Athletic Trainer*

Amy Kunigonis is in her fourth year as the athletic trainer working directly with the women's basketball team. Kunigonis comes to Virginia Tech after working the past seven years at Canisius College where she served as the athletic trainer for the women's basketball and women's soccer programs. She was also an approved

instructor at the College, where she taught Nutrition for the Athletic Trainer.

Kunigonis earned her bachelor's degree in athletic training from the University of Charleston in West Virginia. Upon graduation, she received the Thomas S. Templeton Memorial Athletic Training Fellowship from the Center of Sports Medicine and Orthopedics in Chattanooga, Tenn. As an athletic training fellow, she served as an athletic trainer at Notre Dame High School and the McCallie School, both located in Chattanooga. From there, Kunigonis attended the University of Kentucky, where she earned her master's degree while serving as a graduate assistant athletic trainer for the Wildcats' swimming and diving programs.

The Pittsburgh native served as the site coordinator for the NCAA and Canisius College Drug Testing programs and was the alumni relations representative within the athletic training department.

Kunigonis has contributed research to the profession and has presented at both the national and state levels.



**TORYE HURST**  
*Associate Director,  
Athletics Communications*

Torye Hurst, associate director of athletics communication, is in his 11th year working with the women's basketball program. Hurst is responsible for the day-to-day promotion of the women's basketball and men's and women's tennis programs.

During his tenure at Virginia Tech, Hurst served as the media coordinator for the 2004 NCAA Women's Basketball first and second rounds in Blacksburg, Va. Additionally, Hurst has handled the play-by-play duties for the Tech baseball program for the past six years as well as serving in the same capacity on webcasts for the ACC at the 2005 and 2006 baseball championships.

Prior to arriving in Blacksburg, Hurst was the director of marketing and media relations for the Peach Belt Conference in Augusta, Ga., for eight years. At the Peach Belt, he was responsible for the publicity of the 12-member Division II conference. While in Augusta, he also served as the public address announcer for the Augusta GreenJackets Class A minor league baseball team.

Hurst completed a bachelor's of science degree in radio, television and film in 1982 from the University of Southern Mississippi and worked for the university

for eight years as the program manager of WUSM-FM. While at USM, he received the "Best Sports Story Award" in 1991 from both the Mississippi Associated Press Broadcasters Association and the Mississippi Broadcaster's Association. Hurst completed a master's degree in sports administration from USM in 1992.



**JERRY MASSEY**  
*Play-by-Play Announcer*

Jerry Massey is in his seventh season as the play-by-play announcer for the Virginia Tech women's basketball program on the Virginia Tech ISP Sports Network. Massey also handles play-by-play duties for most of Virginia Tech's Olympic sports on hokiesports.com. He also served as the lead softball play-by-play broadcaster for the 2006 and 2007 ACC Softball Championships on theacc.com.

A graduate of Radford University, Massey served as the Assistant Director of Radio Operations for two years at his alma mater before coming to Virginia Tech. He was the play-by-play announcer for the Radford women's basketball program and served as the primary back-up play-by-play announcer for the Highlanders' men's basketball program. In addition to his play-by-play responsibilities, Massey was the public address announcer for many of Radford's Olympic sports.

The Spotsylvania, Va., native worked for two years in Radford's sports information department and began his collegiate broadcasting career during that time. He served as a play-by-play announcer and color commentator for the Highlanders' limited number of women's basketball and baseball broadcasts alongside now-current Oklahoma State broadcaster Dave Hunziker. In addition, Massey was a regular fixture on the campus radio station, WVRU, and handled duties as the sports director and anchor of Radford's weekly television show, NRV News.

In 2003, Massey was called upon at Radford to become their women's basketball play-by-play announcer. He would stay in that capacity until September 2005 when he accepted the same position at Virginia Tech.

In addition to his play-by-play duties for the Virginia Tech women's basketball program and for many of the Hokies' Olympic sports programs, Massey provides live, nationwide updates for all Virginia Tech home football games for multiple national sports media services. He began this part of his career in 2000 when he was called upon to give updates for the championship game of the Big South Men's Basketball Tournament.

Before he became a sports broadcaster, Massey was a varsity football and baseball official for the Virginia High School League. He is a graduate of Spotsylvania High School where he lettered in football and baseball. Massey holds a bachelor of science degree in media studies.



**Ornella Kaze**  
*Student Manager*



**Bridget Lehman**  
*Student Manager*



**Tiara Tillery**  
*Student Manager*



**Sarah Woldekidan**  
*Student Manager*



**Eric Cross**  
*Assistant Equipment  
Manager*



**David Jackson**  
*Strength and  
Conditioning Coordinator*



**Dianne Santolla**  
*Women's Basketball  
Secretary*



**PREPARE**   
**FOR COMBAT**

***DRIVE HARD TO THE HOOP,  
SLOW DOWN FOR NO ONE***

LeBron James is wearing NIKE Pro Combat Hyperstrong Compression Basketball Top,  
Hyperstrong Basketball Vis Short, Hyperstrong Elbow Sleeve and the NIKE Soldier IV shoes.



# MEET THE





# HOKIES



*As proud parents of a student athlete we feel Alyssa is in a nurturing environment both academically and athletically. Living ten hours away, distance has never been a factor. We are thankful for the great support system at Virginia Tech and the dedicated coaching staff that is committed to excellence on and off the court. We believe this positive experience will help her become a successful individual.*

**LET'S GO HOKIES!**

Ed & Mary Ann Fenyn



# ELIZABETH BASHAM

6-2 • SENIOR • FORWARD # 42  
ABINGDON, VA. • ABINGDON H.S.



**As as junior (2009-10):** Missed the entire season with a left shoulder injury ... ACC Academic Honor Roll.

**As as sophomore (2008-09):** Saw action in 25 of 30 games ... Suffered a shoulder injury and missed games against Miami and at Wake Forest ... ACC Academic Honor Roll.

**As a freshman (2007-08):** Saw action in 16 games ... Scored a career-high 10 points against UAB ... Missed five games while recovering from mono.

**Prior to Virginia Tech:** Averaged 11.1 points, 7.0 rebounds and 3.2 assists as a senior for coach Bobby Lasley at Abingdon High School ... A McDonald's All-American nominee ... Second team Highlands All-District ... Virginia High School Coaches Association All-Star game alternate ... Led team to Highlands District Tournament championship ... Played on Nautilus Express AAU team for coach Justin Wimmer.

**Personal:** Elizabeth Basham ... Born 3/10/89 in Lancaster, S.C. ... Right-handed ... Daughter of Wes and Barbara Basham ... Enrolled in hospitality and tourism management.

## A TALK WITH ELIZABETH

**What do you like best about Virginia Tech?**

I love the atmosphere that Hokies bring to every sporting event!

**What is your favorite quote?**

"To the world you might be one person, but to one person, you might be the world."

**What is your favorite book?**

*The Twilight Saga*

**What is your favorite song?**

"Trust" by Keyshia Cole

**What three words describe your team?**

Hardworking, athletic, and perseverant

**What's on your iPod?**

Every kind of genre from instrumentals to hip hop to rock and rap

**What pro basketball team do you cheer for?**

The Heat

**What's a talent you would like to have?**

I wish I could sing

**Who is your hero?**

My mother

**Favorite place on campus:**


Looking onto the drill field at night above the chapel

**Favorite Coach Dunkenberger expression:**

"Trying to demonstrate defense"

**I wear jersey #42 because:**

My brother wore it when he played basketball



**BASHAM'S CAREER HIGHS**

Points	10	vs. UAB (12/2/07)
FGA	6	vs. UNC Greensboro (11/14/08)
FGM	4	vs. UAB (12/2/07)
3FGA	1	(five times)
3FGM	0	
FTA	2	(five times)
FTM	2	vs. UAB (12/2/07)
Rebounds	4	(two times)
Assists	2	vs. UNC Greensboro (11/14/08)
Blocks	1	(three times)
Steals	2	(two times)

**BASHAM'S CAREER STATISTICS**

Year	G	GS	MP	FGM-Att	Pct.	3PTM-Att	Pct.	FTM-Att	Pct.	Reb.	Avg.	A	TO	Blk	ST	TP	Avg.
07-08	16	0	134	17-28	.607	0-1	.000	5-6	.833	15	0.9	3	8	2	2	39	2.4
08-09	25	0	267	15-49	.306	0-9	.000	1-6	.167	29	1.2	7	14	2	7	31	1.2
09-10	DNP		Left Shoulder injury														
<b>Totals</b>	<b>41</b>	<b>0</b>	<b>401</b>	<b>32-77</b>	<b>.416</b>	<b>0-10</b>	<b>.000</b>	<b>6-12</b>	<b>.500</b>	<b>44</b>	<b>1.1</b>	<b>10</b>	<b>22</b>	<b>4</b>	<b>9</b>	<b>70</b>	<b>1.7</b>

# NIKKI DAVIS

5-7 • TR.-SENIOR • GUARD # 12  
LEXINGTON, KY. • ALABAMA/  
LEXINGTON CATHOLIC H.S.

**As a junior (2009-10):** Played in 28 games with 24 starts ... Scored a career-high 29 points, the seventh-most points in a single game in the program's history, including a new Tech ACC standard of 14-of-18 at the free throw line ... Led team with 116 assists ... Dished out a career-high 11 assists against No. 10 North Carolina ... Was second on the team in three point field goals made ... Missed two games with a left knee strain.

**As a sophomore (2008-2009):** Played in 22 games with 19 starts ... Scored a career-high 16 points against No. 4 Duke ... Had seven double-figure scoring games ... Third on the team with 62 assists ... Handed out four or more assists eight times ... Missed first eight games while fulfilling NCAA transfer requirements.

**As a freshman (2006-07 at Alabama):** Played in all 30 games with 19 starts ... Averaged 5.1 points, 3.7 rebounds, 3.1 assists and 1.6 steals ... Scored in double figures five times and recorded double-digit assists on one occasion ... Tied her career-high with 16 points and set the Alabama freshman record with 11 assists against Birmingham Southern.

**Prior to college:** At Lexington Catholic High School in Lexington, Ky., became only the second player in Kentucky high school history to compete and start in four state championships in a career ... Led team to consecutive state titles in 2005 and 2006, along with four straight regional and district championships ... Scored 1,263 career points, which is seventh on Catholic's all-time scoring list ... Holds the school career record for assists (802) and steals (530) ... Ranked as the No. 3 guard and among the nation's top 25 by bluechipcamp.com ... First team all-state selection by the *Lexington Herald-Leader* and the *Louisville Courier-Journal* following the 2005-06 season.

**Personal:** Laura Nicole Davis ... Born 12/9/87 in Lexington, Ky. ... Right-handed ... Daughter of Doug Spencer and Lynn Harns ... Enrolled in sociology.

## A TALK WITH NIKKI

### What is your favorite quote?

"For where your treasure is, there will be your heart"

### What is your favorite book?

*I May be Wrong but I Doubt it* by Charles Barkley

### What is your favorite song?

"Cooler Than Me" by Mike Posner

### What three words describe your team?

Determined, excited, hard-working

### What pro basketball team do you cheer for?

Phoenix Suns, Lakers and Atlanta Dream

### Who would you trade places with for a day?

Beth Dunkenberger

### What's a talent you like to have?

I wish I could fly so I wouldn't have to wait in traffic or walk anywhere

### Who is your hero?

Michael Jordan

### Favorite Coach Dunkenberger expression:

"Early is on time and on time is late"





**DAVIS' CAREER HIGHS**

Points	29	at Miami (1/24/10)
FGA	12	three times
FGM	6	two times
3FGA	7	at #21/18 Virginia (2/28/10)
3FGM	5	at Miami (1/24/10)
FTA	18	at Miami (1/24/10)
FTM	14	at Miami (1/24/10)
Rebounds	9	vs. UMBC (1/3/10)
Assists	11	vs. #10 North Carolina (1/14/10)
Blocks	2	at #8/9 North Carolina (2/5/09)
Steals	5	three times

**DAVIS' CAREER STATISTICS**

Year	G	GS	MP	FGM-Att	Pct.	3PTM-Att	Pct.	FTM-Att	Pct.	Reb.	Avg.	A	TO	Blk	ST	TP	Avg.
*06-07	30	19	717	51-155	.329	7-28	.250	45-65	.692	110	3.7	94	116	5	48	154	5.1
08-09	22	19	532	57-155	.368	8-50	.160	44-65	.677	67	3.0	62	83	5	44	166	7.5
09-10	28	24	678	61-161	.379	24-64	.375	33-54	.611	79	2.8	116	92	4	44	179	6.4
<b>#Totals</b>	<b>50</b>	<b>43</b>	<b>1210</b>	<b>118-316</b>	<b>.373</b>	<b>32-114</b>	<b>.281</b>	<b>77-119</b>	<b>.647</b>	<b>146</b>	<b>2.9</b>	<b>178</b>	<b>175</b>	<b>9</b>	<b>88</b>	<b>345</b>	<b>6.9</b>

\*at Alabama, #Virginia Tech only career stats

# BRITTANY GORDON

6-4 • SENIOR • CENTER #23  
HOWARD COUNTY, MD. • RIVER HILL H.S.



**As a junior (2009-10):** Played and started in 30 games ... Third on the team in rebounding ... Had a career-high 17 points against No. 10 North Carolina ... Had two double-doubles ... Pulled down a career-high 14 rebounds against Boston College.

**As a sophomore (2008-09):** Played in all 30 games with 23 starts ... Set new career high of 12 points on four occasions ... Had two double-doubles ... Pulled down a career-high 13 rebounds against both Miami and Wake Forest ... Averaged 9.0 points and 10.3 rebounds in the final five games of the season ... Led team with 31 blocks.

**As a freshman (2007-08):** Played in 10 games ... Scored four points against Texas-San Antonio, Furman and East Carolina ... Blocked two shots against East Carolina in the Hokie Hardwood Classic championship game.

**Prior to Virginia Tech:** Averaged a double-double (20 points, 10 rebounds) at The Blair Academy ... Named to the Mid-Atlantic Prep League Elite team ... Was a 1,000-point scorer for coach Teresa Waters at River Hill (Md.) High School and became the school's career rebound leader ... She was named the Fox 45 Player of the Year ... Played on Team Unique AAU squad for James and Jerry Nichols.

**Personal:** Brittany F. Gordon ... Born 8/6/87 in Baltimore, Md. ... Right-handed ... Daughter of John and Marva Gordon ... The youngest of five children with two brothers (John, Brandon) and two sisters (Shaunte', Lisa) ... Mother of four-year old Alayshia Marie Spears ... Enrolled in english.

## A TALK WITH BRITTANY

**What do you like best about Virginia Tech?**

The passionate fans and school spirit

**What is your favorite quote?**

"I am not afraid of tomorrow, for I have seen yesterday and I love today"

**What is your favorite book?**

*Purpose Driven Life* and *The Portrait of Dorian Gray*

**What is your favorite song?**

"Unthinkable" by Alicia Keys

**What three words describe your team?**

Crazy, fun, unpredictable

**Who would you like to trade places with for a day?**

Michelle Obama

**One word that describes you on the court:**

Can't be described in one word, come watch.

**Favorite place on campus:**

Our practice facility

**Favorite Coach Dunkenberger expression:**

"Sleep Nights"

**People would be surprised to know that:**

I am a lady of Alpha Kappa Alpha Sorority "skee-wee"

**I wear jersey #23 because:**

I've always been this number, and I admired Michael Jordan





**GORDON'S CAREER HIGHS**


Points	17	vs. #10 North Carolina (1/14/10)
FGA	10	vs. N.C. Central (12/6/09)
FGM	7	vs. #10 North Carolina (1/14/10)
3FGA	0	
3FGM	0	
FTA	8	two times
FTM	7	vs. #16/12 Virginia (1/21/09)
Rebounds	13	two times
Assists	4	vs. #24/20 Virginia (3/5/09)
Blocks	3	six times
Steals	5	at Boston College (1/11/09)

**GORDON'S CAREER STATISTICS**

Year	G	GS	MP	FGM-Att	Pct.	3PTM-Att	Pct.	FTM-Att	Pct.	Reb.	Avg.	A	TO	Blk	ST	TP	Avg.
07-08	10	0	51	6-19	.316	0-0	.000	5-15	.333	14	1.4	0	7	4	1	17	1.7
08-09	30	23	718	67-150	.447	0-0	.000	60-92	.652	185	6.2	17	38	31	19	194	6.5
09-10	30	30	653	68-138	.493	0-0	.000	55-74	.743	153	5.1	16	37	20	14	191	6.4
<b>Totals</b>	<b>70</b>	<b>53</b>	<b>1422</b>	<b>141-307</b>	<b>.459</b>	<b>0-0</b>	<b>.000</b>	<b>120-181</b>	<b>.663</b>	<b>352</b>	<b>5.0</b>	<b>33</b>	<b>82</b>	<b>55</b>	<b>34</b>	<b>402</b>	<b>5.7</b>

# SHANEL HARRISON

6-0 • JUNIOR • GUARD #33  
WASHINGTON, D.C. • GOOD COUNSEL



**As a sophomore (2009-10):** Played in 30 games with 12 starts ... Fourth on the team in scoring and second in rebounds ... Scored a career-high 20 points against Clemson ... Had a double-double against No. 7 Duke ... Credited with four assists in a game on two occasions.

**As a freshman (2008-09):** Played in all 30 games with two starts ... Scored 17 points in the regular season finale against Georgia Tech ... Had seven double-figure scoring games ... Pulled down a career-high 11 rebounds versus Florida State ... Registered first two career double-doubles against James Madison and Florida State.

**Prior to Virginia Tech:** Averaged 16.8 points and 8.4 rebounds during her senior season for coach Tom Splaine at Good Counsel High School in Olney, Md. ... Ranked No. 63 in the HoopGurlz Hundred for the 2008 class and No. 18 at the guard position ... Named the 2007-08 Washington Catholic Association Conference (WCAC) Player of the Year and was a first-team All-Met selection by the *Washington Post* ... Earned WCAC All-league honors all four years ... Scored 1,400 career points with 789 rebounds, 246 assists and 244 blocks ... Led Good Counsel to a combined 107-26 record in her career.

**Personal:** Shanel Harrison ... Born 6/20/90 in Silver Spring, Md. ... Right-handed ... Daughter of Jesse Harrison and Annette Harrington ... Enrolled in university studies.

## A TALK WITH SHANEL

### What is your favorite quote?

"It's not about fame and fortune. It's about believing and believing in yourself and understanding that this life, it's life. It's liberty and the pursuit of happiness. And happiness isn't about getting what you want all the time. It's about loving what you have. So Get Ready It's a New Day." - Asher Roth

### What is your favorite book?

*Total Eclipse of the Heart* by Zane

### What is your favorite song?

"The Power" by Wale

### What three words describe your team?

Athletic, strong and competitive

### What's on your iPod?

Wale, Mac Miller, and Wiz Khalifa

### What pro basketball team do you cheer for?

Washington Wizards

### Who would you like to trade places with for a day?

Ellen DeGeneres

### Who is your hero?

My Mom

### Favorite place on campus:


The practice facility

### Favorite Coach Dunkenberger expression:

"Tough times don't last, tough teams do"

### I wear jersey #33 because:

It's a number my brother, sister, and I all wear



#### HARRISON'S CAREER HIGHS

Points	20	vs. Clemson (2/25/10)
FGA	13	at James Madison (11/22/09)
FGM	8	(four times)
3FGA	3	vs. #8/7 Duke, 2/14/10
3FGM	1	(seven times)
FTA	9	at Clemson (1/28/09)
FTM	5	(two times)
Rebounds	11	(two times)
Assists	5	vs. USC Upstate (2/2/09)
Blocks	4	(three times)
Steals	3	(four times)

#### HARRISON'S CAREER STATISTICS

Year	G	GS	MP	FGM-Att	Pct.	3PTM-Att	Pct.	FTM-Att	Pct.	Reb.	Avg.	A	TO	Blk	ST	TP	Avg.
08-09	30	2	579	78-202	.386	1-15	.067	49-88	.557	124	4.1	29	61	23	29	206	6.9
09-10	30	12	620	85-210	.405	7-24	.292	43-65	.662	155	5.2	45	59	31	30	220	7.3
<b>Totals</b>	<b>60</b>	<b>14</b>	<b>1199</b>	<b>163-412</b>	<b>.396</b>	<b>8-39</b>	<b>.205</b>	<b>92-153</b>	<b>.601</b>	<b>279</b>	<b>4.7</b>	<b>74</b>	<b>120</b>	<b>54</b>	<b>59</b>	<b>426</b>	<b>7.1</b>



# TAYLOR AYERS

6-2 • SOPHOMORE • CENTER #32  
AUGUSTA, GA. • LANEY H.S.

**As a freshman (2009-10):** Saw action in 19 games ... Scored a season-high five points at No. 25 Georgia Tech ... Pulled down five rebounds versus George Mason ... Credited with two blocks against Maryland.

**Prior to Virginia Tech:** Averaged 21 points and 14 rebounds during her senior season for coach Otis Smart at Laney High School ... The Region AA Player of the Year ... Named first team All-State ... Selected to the Richmond County All-Academic team ... Named to the 2008 Myrtle Beach All-tournament team.

**Personal:** Taylor Noelle Ayers ... Born 12/15/90 in Augusta, Ga. ... Right-handed ... Daughter of Patricia Rawls Safford, Ricky Safford and Thomas Ayers... Has one brother, Domonik Rawls (23) and one sister, Rashay Rawls (21), who plays basketball at Georgia State ... Enrolled in human nutrition foods and exercise.

## A TALK WITH TAYLOR

**What do you like best about Virginia Tech?**  
I love our football team! GO HOKIES!

**What is your favorite quote?**  
"What doesn't kill you makes you stronger."

**What is your favorite book?**  
*Full Court Press*

**What is your favorite song?**  
"Find Your Love" by Drake

**What three words describe your team?**  
Creative, disciplined, talented

**What's on your iPod?**  
A lot of rap and R&B

**What pro basketball team do you cheer for?**  
Celtics

**What is your worst habit?**  
Rolling my eyes

**Who would you like to trade places with for a day?**  
Michelle Obama

**What's a talent you like to have?**  
Be able to study

**Who is your hero?**  
My Mom and Granny

**Pro player who is most creative with the basketball:**  
Rajon Rondo


**Funniest teammate:**  
Shanel Harrison

**Favorite Coach Dunkenberger expression:**  
When we are about to start practice, I like how she nods her head.

**People would be surprised to know that:**  
I am a very shy person

**Favorite board game:**  
Scrabble

**Favorite video game:**  
Wii Sports



**AYER'S CAREER HIGHS**

Points	5	at #25 Georgia Tech (1/31/10)
FGA	6	vs. George Mason (11/19/09)
FGM	2	(four times)
3FGA	0	
3FGM	0	
FTA	4	at Miami (1/24/10)
FTM	4	at Miami (1/24/10)
Rebounds	5	vs. George Mason (11/19/09)
Assists	1	(two times)
Blocks	2	vs. Maryland, 1/28/10
Steals	1	(two times)

**AYER'S CAREER STATISTICS**

Year	G	GS	MP	FGM-Att	Pct.	3PTM-Att	Pct.	FTM-Att	Pct.	Reb.	Avg.	A	TO	Blk	ST	TP	Avg.
09-10	19	0	112	11-30	.367	0-0	.000	7-12	.583	34	1.8	2	14	6	2	29	1.5
<b>Totals</b>	<b>19</b>	<b>0</b>	<b>112</b>	<b>11-30</b>	<b>.367</b>	<b>0-0</b>	<b>.000</b>	<b>7-12</b>	<b>.583</b>	<b>34</b>	<b>1.8</b>	<b>2</b>	<b>14</b>	<b>6</b>	<b>2</b>	<b>29</b>	<b>1.5</b>



# ALYSSA FENYN

6-0 • SOPHOMORE • GUARD # 13  
NEWARK, N.Y. • NEWARK H.S.

**As a freshman:** Played in 30 games with 22 starts ... Named to the St. John's-Chartwells All-tournament team ... Third on the team in scoring and fourth in rebounds ... Impressive collegiate debut with 15 points, six rebounds and two steals against Longwood ... Set a career-high with nine rebounds versus UAB ... Credited with a career-high five assists versus No. 10 North Carolina ... ACC Women's Basketball All-Academic team ... ACC Academic Honor Roll.

**Prior to Virginia Tech:** Ranked as the No. 103 prospect nationally by Blue Star Basketball ... A three-time All-State first-team performer for coach Diane Kirnie at Newark High School where she led her team to the 2009 New York State Championship ... Named state tournament Most Valuable Player after scoring 29 points with 10 rebounds and four steals in the title game ... Also named Region MVP ... A varsity starter since the eighth grade and holds the school record with 2,499 career points ... Surpassed the 1,000-point mark during her sophomore season ... Two-time *Street and Smith's Sporting News* Honorable Mention All-American ... 2008-09 McDonald's All-America nominee ... Versatile athlete who holds school's women's soccer record for points, goals and assists.

**Personal:** Alyssa Fenyn ... Born 2/23/91 in Canandaigua, N.Y. ... Right-handed ... Daughter of Ed and Mary Ann Fenyn ... Has one brother, Adrian (23) and one sister, Ashley (21) ... Earned two letters in high school lacrosse ... Enrolled in university studies.

## A TALK WITH ALYSSA

### What do you like best about Virginia Tech?

How the whole community comes together to represent the school as a whole ... HOKIE NATION!

### What is your favorite quote?

"Tough times don't last, but tough people do" - Sue Bird

### What is your favorite book?

*Oh, The Places You'll Go* by Dr. Seuss

### What is your favorite song?

"Stay Beautiful" by Taylor Swift

### What three words describe your team?

Energetic, unselfish, relentless

### What's a talent you like to have?

I'd like to be able to cook!

### Pro player who is most creative with the basketball:

Carmello Anthony

### Favorite Coach Dunkenberger expression:

"Dog gone-it"

### People would be surprised to know that I:

Love math

### I wear jersey #13 because:

My sister stole No. 10 in high school and I needed a new number...lucky number 13!

### If I were not playing basketball I would play:

Volleyball

### Favorite board game:

Monopoly

### Favorite video game:

Super Mario Brothers



**FENYN'S CAREER HIGHS**

Points	15	(two times)
FGA	14	vs. Longwood (11/13/09)
FGM	6	(two times)
3FGA	2	(two times)
3FGM	1	(two times)
FTA	10	vs. UAB (12/19/09)
FTM	5	vs. UAB (12/19/09)
Rebounds	9	vs. UAB (12/19/09)
Assists	5	vs. #10 North Carolina (1/14/10)
Blocks	2	at Miami (1/24/10)
Steals	3	(two times)

**FENYN'S CAREER STATISTICS**

Year	G	GS	MP	FGM-Att	Pct.	3PTM-Att	Pct.	FTM-Att	Pct.	Reb.	Avg.	A	TO	Blk	ST	TP	Avg.
09-10	30	22	734	90-226	.398	1-15	.067	44-79	.557	129	4.3	48	51	5	29	225	7.5
<b>Totals</b>	<b>30</b>	<b>22</b>	<b>734</b>	<b>90-226</b>	<b>.398</b>	<b>1-15</b>	<b>.067</b>	<b>44-79</b>	<b>.557</b>	<b>129</b>	<b>4.3</b>	<b>48</b>	<b>51</b>	<b>5</b>	<b>29</b>	<b>225</b>	<b>7.5</b>

# PORSCHIA HADLEY

6-3 • SOPHOMORE • FORWARD/CENTER #22  
MONTEZUZMA, GA. • MACON COUNTY

**As a freshman (2009-10):** Played in 28 games ... Scored a career-high 15 points at No. 10 Florida State ... Credited with a career-high 10 rebounds versus North Carolina Central ... Collected four blocks against No. 10 North Carolina ... Had first collegiate double-double versus North Carolina Central.

**Prior to Virginia Tech:** Averaged 17 points and 14 rebounds during her senior season for coach Charlotte Nicholson at Macon County High School ... Rated as the No. 52 prospect nationally by Blue Star Basketball ... A four-time Georgia AA All-State first-team selection ... A *Street & Smith's Sporting News* Honorable Mention All-American ... Four-time *Atlanta Journal-Constitution* All-State selection ... Pulled down a record-setting 33 rebounds in one game during her junior season... Played AAU for the Georgia Metros.

**Personal:** Porschia Jemeese Hadley ... Born 3/2/91 in Marietta, Ga. ... Left-handed ... Daughter of Kathy Hadley ... Enrolled in biology.

## A TALK WITH PORSCHIA

**What do you like about Virginia Tech?**  
The family atmosphere

**What is your favorite quote?**  
"Hard work beats talent when talent doesn't work hard"

**What is your favorite book?**  
*Don't Let the Lipstick Fool You* by Lisa Leslie

**What is your favorite song?**  
"No Hands" by Waka Flocka, Wale and Roscoe Dash

**What three words describe your team?**  
Talented, hilarious, outgoing

**What pro basketball teams do you cheer for?**  
Boston Celtics, LA Sparks

**What is your worst habit?**  
Procrastinating

**What's a talent that you would like to have?**  
I wish I could play an instrument

**Who is your hero?**  
My mom and my grandmother

**Pro player who is most creative with the basketball:**  
Diana Tursi

**Funniest teammate:**  
That's a tough one. Everyone makes me laugh!

**Favorite place on campus:**  
West End (best food around on any campus)!


**Favorite Coach Dunkenberger expression:**  
"Early is on time, and on time is late"

**People would be surprised to know that:**  
I eat a whole lot!

**I wear jersey #22 because:**  
I wore No. 20 in high school, but our former teammate from last year (Lindsey Biggs) wore it so I decided to get 22 and I didn't want to change it this year.

**Favorite video game:**  
Wii Sports





**HADLEY'S CAREER HIGHS**

Points	15	(two times)
FGA	12	vs. NC Central (12/6/09)
FGM	7	at #10 Florida State (2/18/10)
3FGA	0	
3FGM	0	
FTA	4	(two times)
FTM	3	(two times)
Rebounds	10	vs. NC Central (12/6/09)
Assists	1	(four times)
Blocks	4	vs. #10 North Carolina, 1/14/10
Steals	1	(three times)

**HADLEY'S CAREER STATISTICS**

Year	G	GS	MP	FGM-Att	Pct.	3PTM-Att	Pct.	FTM-Att	Pct.	Reb.	Avg.	A	TO	Blk	ST	TP	Avg.
09-10	28	0	350	52-105	.495	0-0	.000	19-31	.613	81	2.9	4	25	15	3	123	4.4
<b>Totals</b>	<b>28</b>	<b>0</b>	<b>350</b>	<b>52-105</b>	<b>.495</b>	<b>0-0</b>	<b>.000</b>	<b>19-31</b>	<b>.613</b>	<b>81</b>	<b>2.9</b>	<b>4</b>	<b>25</b>	<b>15</b>	<b>3</b>	<b>123</b>	<b>4.4</b>



# ABBY REDICK

6-1 • SOPHOMORE • FOWARD #2  
ROANOKE, VA. • HIDDEN VALLEY

**As a freshman (2009-10):** Played in all 30 games ... Scored 10 points, including two treys, with six rebounds in collegiate debut against Longwood ... Set career-highs with seven rebounds and four assists versus NC Central... Credited with first collegiate block at Radford ... ACC Academic Honor Roll.

**Prior to Virginia Tech:** Returned late in the season following knee surgery to help Hidden Valley High School to a fourth consecutive state tournament appearance ... Scored 1,038 career points in leading Hidden Valley to two state titles ... A 2007 Associated Press first team All-state selection and a member of the second team her junior season ... Twice named to the *Roanoke Times* All-Timesland team ... A member of the 2007 AAU national championship team coached by Boo Williams.

**Personal:** Abigail Susan Redick ... Born 3/19/91 in Allentown, Pa. ... Right-handed ... Daughter of Ken and Jeane Redick ... Brother JJ was an All-American basketball player at Duke and currently plays for the Orlando Magic ... Brother David played football at Marshall ... Sisters Alyssa and Catie played basketball at Campbell ... Enrolled in business.

## A TALK WITH ABBY

### What do you like best about Virginia Tech?

The sense of community and love that you get from being a part of the Hokie Nation

### What is your favorite quote?

"Truth in the Lord with all your heart and lean not on your own understanding; in all your ways acknowledge him and he will make your paths straight." Proverbs 3:5-6

### What is your favorite book?

The Bible

### What is your favorite song?

"I Hope You Dance" by Lee Ann Womack

### What three words describe your team?

Fun, exciting, and silly

### What pro basketball team do you cheer for?

Orlando Magic

### Who would you like to trade places with for a day?

Evel Knievel

### Who is your hero?

My parents and my siblings on many levels

### Pro player who is most creative with the basketball:

Steve Nash

### Favorite place on campus:

On top of War Chapel Memorial looking out on the Drill Field

### Favorite Coach Dunkenberger expression:

Her anxious rocking back and forth on her tip toes.

### People would be surprised to know that I:

Rap

### I wear jersey #2 because:

I wanted a single digit and after weighing the pros and cons of 1-5 decided on No. 2

### Favorite video game:

Sonic



### REDDICK'S CAREER HIGHS

Points	10	vs. Longwood (11/14/09)
FGA	7	(two times)
FGM	4	vs. Longwood (11/14/09)
3FGA	4	vs. Mount St. Mary's (12/9/09)
3FGM	2	vs. Longwood (11/14/09)
FTA	3	vs. Michigan (12/3/09)
FTM	2	(three times)
Rebounds	7	vs. NC Central (12/6/09)
Assists	4	vs. NC Central (12/6/09)
Blocks	1	at Radford (11/25/09)
Steals	1	(eight times)

### REDDICK'S CAREER STATISTICS

Year	G	GS	MP	FGM-Att	Pct.	3PTM-Att	Pct.	FTM-Att	Pct.	Reb.	Avg.	A	TO	Blk	ST	TP	Avg.
09-10	30	0	408	30-88	.341	4-24	.167	11-21	.524	95	3.2	23	34	1	10	75	2.5
<b>Totals</b>	<b>30</b>	<b>0</b>	<b>408</b>	<b>30-88</b>	<b>.341</b>	<b>4-24</b>	<b>.167</b>	<b>11-21</b>	<b>.524</b>	<b>95</b>	<b>3.2</b>	<b>23</b>	<b>34</b>	<b>1</b>	<b>10</b>	<b>75</b>	<b>2.5</b>

# AERIAL WILSON

5-6 • SOPHOMORE • GUARD #3  
COCOA, FLA. • ROCKLEDGE

**As a freshman (2009-10):** Played in 25 games ... Scored six points with three rebounds and two assists in collegiate debut against Longwood ... Had a career-high nine points against NC Central ... Tossed in eight points, including a trey, at No. 25 Georgia Tech ... Handed out a career-high four assists against George Mason ... Scored five points versus Boston College in the ACC Tournament.

**Prior to Virginia Tech:** Named the Florida 4A Player of the Year after leading the state in scoring for all divisions, averaging 31.2 points per game for coach James Brown at Rockledge High School ... A finalist for 2009 Florida's Miss Basketball ... Scored 2,209 career points ... Was second in the state in scoring her junior season ... As a junior, scored 33 points with nine steals, six rebounds and five assists in the semifinals of the Florida State Tournament.

**Personal:** Aerial Monae' Wilson ... Born 4/26/91 in Cocoa, Florida ... Right-handed ... Daughter of Latice Wilson ... Has one sister, KK (17) and one brother, Zay (10) ... Enrolled in psychology.

## A TALK WITH AERIAL

### What is your favorite quote?

"I can do all things through Jesus Christ who strengthens me."

### What is your favorite song?

"No Hands" by Waka Flocka, Wale & Roscoe Dash

### What three words describe your team?

Hardworking, underrated, fun

### What's on your iPod?

Slow jams, rap and gospel

### What pro basketball player do you cheer for?

Allen Iverson

### Who would you like to trade places with for a day?

Vivica A. Fox

### What's a talent you like to have?

If I was able to read someone's mind

### Who is your hero?

My granny, my mom

### Pro player who is most creative with the basketball:

Chris Paul

### Funniest teammate:

BG & Kyani

### Favorite place on campus:

Chick-fil-A

### Favorite Coach Dunkenberger expression:

When she's smiling

### I wear jersey #3 because:


When I was in middle school my coach told me that I played like A.I. and he started calling me that. My 8th grade year my coach died of a heart attack.

### Favorite board game:

Candy Land

### Favorite video game:

NBA 2K4 with Allen Iverson on the cover



**WILSON'S CAREER HIGHS**

Points	9	vs. NC Central (1/31/10)
FGA	7	(two times)
FGM	3	(three times)
3FGA	2	(four times)
3FGM	1	(four times)
FTA	6	vs. Boston College (3/4/10)
FTM	5	vs. Boston College (3/4/10)
Rebounds	2	(three times)
Assists	4	vs. George Mason (11/19/10)
Blocks	0	
Steals	2	vs. George Mason (11/19/09)

**WILSON'S CAREER STATISTICS**

Year	G	GS	MP	FGM-Att	Pct.	3PTM-Att	Pct.	FTM-Att	Pct.	Reb.	Avg.	A	TO	Blk	ST	TP	Avg.
09-10	25	0	256	21-70	.300	4-18	.222	17-26	.654	17	0.7	15	33	0	6	63	2.5
<b>Totals</b>	<b>25</b>	<b>0</b>	<b>256</b>	<b>21-70</b>	<b>.300</b>	<b>4-18</b>	<b>.222</b>	<b>17-26</b>	<b>.654</b>	<b>17</b>	<b>0.7</b>	<b>15</b>	<b>33</b>	<b>0</b>	<b>6</b>	<b>63</b>	<b>2.5</b>

# NIA EVANS

6-0 • FRESHMAN • FORWARD # 12  
 DECATUR, GA. • REDAN H.S.

**Prior to Virginia Tech:** A McDonald's All-America nominee ... Rated as the No. 97 prospect nationally and No. 19 among forwards following her junior season ... She averaged 13.3 points, 9.8 rebounds, 1.9 steals and 1.9 blocks as a senior at Redan High School, where she led her team to a 58-1 combined record her junior and senior seasons ... Helped Redan to the 2009 5A State Championship ... Played in both the Georgia North-South All-Star and Georgia-Florida All-Star games ... Scored over 1,100 points and pulled down over 750 rebounds in her career ... Selected to the 2010 Jackie Bradford All-Metro team ... Was the Crescent Bank Invitational MVP ... A first team All-Region and a second team All-State selection as a junior.

**Personal:** Nia T. Evans ... Born 1/3/92 in Wilmington, N.C. ... Right-handed ... Daughter of Warren and Treba Evans ... Enrolled in university studies.

## A TALK WITH NIA

**What do you like best about Virginia Tech?**  
 Atmosphere and the people

**What is your favorite book?**  
*Oh the Places You'll Go* by Dr. Seuss

**What is your favorite song?**  
 "No Hands" by Waka Flocka

**What three words best describe you?**  
 Peaceful, confident, humble

**What three words describe your team?**  
 Athletic, competitive, fun

**What pro basketball team do you cheer for?**  
 Atlanta Hawks and Atlanta Dream

**What is your worst habit?**  
 Biting my nails

**Who would you like to trade places with for a day?**  
 Michelle Obama

**What's a talent you would like to have?**  
 Singing

**Pro player who is most creative with the basketball:**  
 Chris Paul

**Funniest teammate:**  
 Everybody has their own sense of humor

**Favorite place on campus:**  
 DX

**Favorite website:**  
[www.facebook.com](http://www.facebook.com)

**Favorite Coach Dunkenberger expression:**  
 "Ok ladies bring it in" and she swings her arms into the huddle

**I wear jersey #20 because:**  
 Taylor Ayers has my high school number and Brittini Montgomery has my AAU number.

**If I were not playing basketball I would play:**  
 Volleyball

**Favorite board game:**  
 Scrabble



# LATORRI HINES-ALLEN

6-1 • FRESHMAN • FORWARD # 43  
MONTCLAIR, N.J. • MONTCLAIR H.S.



**Prior to Virginia Tech:** Rated as the No. 88 recruit in the nation and No. 16 among forwards following her junior season ... Averaged 14 points and 12 rebounds during the 2008-09 season at Montclair High School for coach Jerry Citro where she led the team to a 23-6 record and the North Jersey Section 1 State Championship ... Played AAU for Team Freckles coached by Keith Jefferson ... Suffered a knee injury during the 2009 AAU season, but is expected to be fully recovered for preseason practice.

**Personal:** LaTorri Hines-Allen ... Born 7/22/92 in Orange, N.J. ... Right-handed ... Daughter of Robert and Kim Allen ... Enrolled in university studies.

## A TALK WITH LATORRI

**What do you like best about Virginia Tech?**  
The food

**What is your favorite quote?**  
"Good, better, best, never let it rest.  
Until your good is better and your better is best."

**What is your favorite song?**  
"I Wanna Be" by Chris Brown

**What three words best describe you?**  
Happy, hardworking, funny

**What's on your iPod?**  
R&B and Jersey Club

**What pro basketball team do you cheer for?**  
NBA: Lakers, WNBA: Liberty

**What is your worst habit?**  
Being a drama queen

**Who would you like to trade places with for a day?**  
Sanaa Lathan

**Who is your hero?**  
Kim Hines (mother)

**Pro player who is most creative with the basketball:**  
Kobe Bryant

**Funniest teammate:**  
Aerial

**Favorite place on campus:**  
The locker room couches

**Favorite website:**  
[www.mediatakeout.com](http://www.mediatakeout.com)

**Favorite Coach Dunkenberger expression:**  
"Early is on time and on time is late"

**Describe Coach Dunkenberger in one word:**  
Energetic

**People would be surprised to know that:**  
I talk to myself in the 3rd person

**I wear jersey #43 because:**  
I have three sisters plus my mom equals four and I have two brothers plus one brother who died equals three.

**Favorite video game:**  
Any racing game

# BRITTNI MONTGOMERY

6-3 • FRESHMAN • FORWARD #21  
FT. PIERCE, FLA. • FT. PIERCE CENTRAL H.S.

**Prior to Virginia Tech:** A McDonald's All-America nominee ... Rated No. 31 among power forwards nationally as a junior ... Averaged 15 points and 14 rebounds last season for coach Sophia Wheatherspoon at Ft. Pierce Central High School ... Three-time Palm Beach All-Area selection ... Scored over 1,000 points with over 1,000 rebounds in her career.

**Personal:** Brittni Montgomery ... Born 3/22/92 in Durham, N.C. ... Right-handed ... Daughter of Efrem and Glenda Montgomery ... Enrolled in university studies.

## A TALK WITH BRITTNI

### What do you like best about Virginia Tech?

I like Virginia Tech because everyone is nice and has a lot of school spirit.

### What is your favorite quote?

"Don't let your past determine your future."

### What is your favorite book?

*The Lovely Bones*

### What is your favorite song?

"Love All Over Me" by Monica

### What three words best describe you?

Mature, intelligent, lady-like

### What three words describe your team?

Athletic, fun, crazy

### What pro basketball team do you cheer for?

Boston Celtics

### What is your worst habit?

Online shopping

### Who would you like to trade places with for a day?

Angelina Jolie (when she played Salt)

### What's a talent you like to have?

Shopping

### Who is your hero?

My parents

### Pro player who is most creative with the basketball:

Rondo

### One word that describes you off the court:

Chill

### Funniest teammate:

Brittany Gordon "BG"

### Favorite place on campus:

Hokie Grill

### Favorite website:

[www.facebook.com](http://www.facebook.com)

### Favorite Coach Dunkenberger expression:

"Lets go ... Hokies ..."

### Describe Coach Dunkenberger in one word:

Motivating

### People would be surprised to know that:

I love to shop



# MONET TELLIER

5-11 • FRESHMAN • GUARD #31  
CHARLOTTE, N.C. • EAST MECKLENBURG H.S.



**Prior to Virginia Tech:** Rated as the No. 54 prospect nationally and No. 14 among shooting guards as a junior ... Four-time All-Southwestern Conference selection ... Two-time member of All-District 9 team ... NCBCA 2010 State Player of the Year ... Averaged 17.6 points, 10 rebounds and 4.4 steals last season for coach Bradyn Monismith at East Mecklenburg High School ... Led team to a 28-3 record ... East Mecklenburg's all-time career scoring, rebounding and steals leader ... Led team to two conference and two sectional titles in her career ... Was a member of the National Adidas Candace Parker team that traveled to Japan in Summer 2009.

**Personal:** Monet Tellier ... Born 11/27/92 in Willimantic, Connecticut ... Right-handed ... Daughter of Amy Tellier ... Enrolled in university studies.

## A TALK WITH MONET

**What do you like best about Virginia Tech?**

My teammates

**What is your favorite quote?**

"Know where you're going, but never forget where you came from"

**What is your favorite song?**

Right now it's "After the Club Close" by Pleasure P

**What three words best describe you?**

Fun, hungry, chill

**What three words describe your team?**

Fun, determined, hardworking

**What pro basketball team do you cheer for?**

Any team Dwayne Wade is on

**Who would you like to trade places with for a day?**

Man in charge of Phineas and Ferb

**What's a talent you like to have?**

Read people's minds or be invisible

**Who is your hero?**

I have three (my mom, my grandmother, and my uncle)

**Pro player who is most creative with the basketball:**

Kobe Bryant

**Funniest teammate:**

BG/Kyani

**Favorite Coach Dunkenberger expression:**

Her happy face

**Describe Coach Dunkenberger in one word:**

Determined

**People would be surprised to know that:**

I like owls and snow tigers

**I wear jersey #31 because:**

No. 44 is retired and I was #31 on my showcase teams

**If I were not playing basketball I would play:**

Softball

**Favorite board game:**

Taboo

**Favorite video game:**

Grand Theft Auto

# KYANI WHITE

5-7 • FRESHMAN • GUARD # 11  
MANASSAS, VA. • STONEWALL JACKSON H.S.



**Prior to Virginia Tech:** McDonald's All-America nominee ... Averaged 18.4 points, 8.8 assists, 5.8 rebounds and 6.4 steals in her career for her coach and father, Nsonji White, at Stonewall Jackson High School ... Connected on a total of 239 three-point shots in her career while scoring 1,556 career points with 903 assists, 742 steals and 628 rebounds ... *Washington Post* 2010 All-Area Player of the Year ... Northwest Region Player of the Year ... 2010 second team All-Met and All-State ... A 2008-09 first team All-Region and All-State selection.

**Personal:** Kyani Datiye White ... Born 10/5/92 in Elizabeth City, N.C. ... Right-handed ... Daughter of Nsonji and Maila White ... Major is music education.

## A TALK WITH KYANI

**What do you like best about Virginia Tech?**

Gym is always open and Music Department is open late

**What is your favorite quote?**

"What would you do, if you knew you couldn't fail?"

**What is your favorite book?**

*Twilight Series*

**What is your favorite song?**

"Breathe" by Raheem Devaughn

**What three words best describe you?**

Spontaneous, hungry, humble

**What three words describe your team?**

Athletic, Funny, Ready

**What's on your iPod?**

EVERYTHING, except country.

**What pro basketball team do you cheer for?**

Miami Heat

**What is your worst habit?**

They say it's burping, I say it's natural.

**What's a talent you would like to have?**

Beat boxing

**Who is your hero?**

My Daddy

**Pro player who is most creative with the basketball:**

Lebron James

**Favorite place on campus:**

My bed, although I don't see it much

**Favorite website:**

[www.worldstarhiphop.com](http://www.worldstarhiphop.com)

**Favorite Coach Dunkenberger expression:**

"Climbing ladders and cutting down nets"

**Describe Coach Dunkenberger in one word:**

Caring

**People would be surprised to know that:**

I play six instruments

**I wear jersey #11 because:**

Because 1+1= the best number ever

**If I were not playing basketball I would play:**

In every single band I could

# VETERANS

Elizabeth Basham, Nikki Davis,  
Brittany Gordon




# RISING TALENT

Alyssa Fenyn, Aerial Wilson,  
Abby Redick, Porschia Hadley,  
Taylor Ayers, Shanel Harrison




# NEWCOMERS

Brittini Montgomery, Kyani White, Nia Evans,  
Latorri Hines-Allen, Monet Tellier



Lindsay Biggs



Utahya Drye

# 2009-2010



The Hokies celebrate a 79-64 upset of No. 10 North Carolina.

*The Tech bench erupts in the Hokies' win over Clemson in the final home game of the season.*



# REVIEW

*Alyssa Fenyn*



*Nikki Davis*



# NOTING THE 2009-10 HOKIES

## THE HONORABLE UTAHYA DRYE

Utahya Drye, a senior guard from Durham, NC., was named as an Honorable Mention selection to the 2010 All-Atlantic Coast Conference women's basketball team. Since entering the ACC, the Tech women's basketball team has been represented on the elite team by Kerri Gardin (2005, Honorable Mention; 2006, Third team), Kirby Copeland (2007, Honorable Mention) and Brittany Cook (2008, Second team).

Last season, Drye became the 22nd member of the Virginia Tech 1,000-point club with her 16-point effort in the Hokies, 79-64, upset of No. 10 North Carolina. Drye is only the 11th player in school history to have scored 1,000 points with over 600 rebounds in her career. She became only the second player in the program's 34-year history to have 1,000 points, 600 rebounds and 200 assists. Kerri Gardin (2002-06) ended her career with 1,061 points, 784 rebounds and 259 assists. Drye concluded her career with 1,166 points (10th Tech career scoring list), 645 rebounds (8th career rebounding) and 222 assists. Drye ended the season ranked 19th in ACC scoring and 13th in rebounding.

## MORE DRYE NOTES

Utahya Drye was named to the Hilton Garden Classic All-tournament team after averaging 12.5 points and 9.0 rebounds. Last season, Drye led the team in scoring (11.3) and rebounding (6.6) while averaging 2.8 assists and 1.3 steals per game. In 2008-09, Drye led the Hokies in scoring (14.3), rebounding (6.5), field goal percentage (.467) and free throw percentage (.735). She set career highs of 30 points, 16 rebounds and seven steals in the overtime victory versus USC Upstate. Drye scored in double figures 17 times last season after scoring in double digits 24 times as a junior and 16 times during her 2007-08 sophomore campaign.

## BIGGS FALLS JUST SHORT OF 1,000 POINTS

Senior Lindsay Biggs, who set a Virginia Tech single-season record in 2008-09 with 71 three-point field goals, fell six points shy of becoming the 23rd member of the Tech 1,000-point club. Biggs was named the Most Valuable Player of Tech's Hilton Garden Classic after leading the Hokies to the title with 19 points against Charlotte in the championship game.

Biggs ended the year second on the team in scoring (11.2) and was 22nd in ACC scoring, while ranking sixth in the ACC in 3-point field goals per game (1.9). In her junior season, Biggs was second in the ACC in 3pt. field goals made and ranked 25th in ACC scoring (12.1). Biggs had an outstanding shooting game in 2008-09 at No. 12/16 Maryland by tossing in a career-high 25 points; including a career-best seven three-point baskets. The seven treys were the most by a Tech player in an ACC contest and the second-most in the history of program. Biggs ended her career with 188 treys, which is second all-time in three-point field goals made in a career behind Carrie Mason's 200 baskets outside the arc.



Utahya Drye

## A BIGGS HONOR

Lindsay Biggs earned the Atlantic Coast Conference Women's Basketball Player of the Week honors last season for the period ending Jan. 17. The honor was the first time a Virginia Tech women's basketball player has received the weekly award since the Hokies entered the ACC in 2004. Biggs led the Hokies to an impressive 79-64 victory over 10th-ranked North Carolina in the school's conference home opener at Cassell Coliseum.

Biggs led four Virginia Tech players in double figures in the upset win as the veteran from Midlothian, Va., keyed an early 9-0 run with two treys and a two-point basket, which turned a 17-10 deficit into a 19-17 lead. Biggs finished the game with 8-of-16 shooting, including 3-of-8 from beyond the arc.

## DAVIS DEPRESSES HURRICANES

Point-guard Nikki Davis, who missed the Maryland and Georgia Tech games last season with a left knee strain, erupted for a career-high 29 points, including a career-best five treys, in Tech's 73-69 win at Miami. The 29-point effort tied for the seventh-most points in a single game by a Tech player. In fact, on the Hokies' last visit to Miami, a 81-73 overtime win on Feb. 11, 2008, the Hokies' Brittany Cook set the single-game scoring mark with 36 points against the Hurricanes. Davis also set the new Tech standard for most free throw attempts (18) and free throws made (14) in an ACC contest.

## DAVIS LENDS A HELPING HAND

Nikki Davis, a 5-7 junior guard, was in giving mood last season. Davis handed out a career-high 11 assists in the upset of No. 10 North Carolina. Prior to her injury in practice following the Miami game, Davis dished out 47 assists in nine games for an average of 5.2 assists per game. She ended the year fifth in the ACC in assist/turnover ratio (1.3) and seventh in assists (4.1). Davis had a career-high nine rebounds and tied a then-career-high by handing out eight assists against UMBC. She originally set her assist mark against NJIT in the Hilton Garden Classic. In the 28 games she played in last year, Davis averaged 6.4 points, 2.8 rebounds, 4.1 assists and 1.6 steals per contest. Davis transferred to Tech in the Spring semester of 2008 from the University of Alabama and made her Virginia Tech debut at the South Padre Island Shootout where she scored 10 points, including three treys in only her second game.

A native of Lexington, Ky., Davis played in all 30 games of the 2006-07 season for the Crimson Tide making 19 starts. She averaged 5.1 points, 3.7 rebounds, 3.1 assists and 1.6 steals during her freshman season.



*Lindsay Biggs*



*Nikki Davis*

## OH, WHAT A NIGHT!

The 79-64 upset win on Jan. 14, 2010, over No. 10 North Carolina was an evening full of highlights for the Virginia Tech women's basketball program. The victory was Tech's first win over a nationally-ranked opponent since a Jan. 8, 2006, home victory over No. 19 Boston College. The win also marked the first triumph over a top-10 opponent since Tech pulled off a 72-70 win on Nov. 15, 1998, at No. 6 Duke. Additionally, the victory was only the second-ever in Cassell Coliseum against a top-10 team with the other occurring on Jan. 13, 1995, in a 69-62 win over No. 9 Virginia. In addition to the UNC, Duke and Virginia games, Tech's only other win versus top-10 opposition was on Nov. 30, 1985, in a 73-72 victory at No. 5 Old Dominion.

## GORDON SHINES AGAINST UNC

Junior center Brittany Gordon picked the perfect time to have a career game. Gordon scored a career-high 17 points with seven rebounds in only 21 minutes against the taller North Carolina front line. Two games later, she was the only Hokie in double figures with 14 points at No. 6 Duke. Earlier last season, Gordon recorded the third double-double of her career with 11 points and 10 rebounds against UAB in the St. John's-Chartwells Holiday Classic. She scored a career-high 15 points versus NC Central last season while scoring 14 points at Radford, including 12 of the Hokies' first 19 points in the second half. Gordon continued her rapid development in the middle at the start of the 2009-10 season with eight rebounds, one block and one steal against Longwood and had eight points, six rebounds and two assists at VCU.

## HARRISON ON THE MOVE

Sophomore Shanel Harrison (Washington, D.C.) stepped up her play last season, both offensively and defensively. In her last seven games of the year, Harrison averaged 12.4 points and 5.7 rebounds per contest. She led the Hokies in the 70-69 win over Clemson with a career-high 20 points on 8-of-11 shooting and was 3-of-4 at the free throw line. She also was credited with a career-tying four blocks against Savannah State while scoring 18 points with four assists and two steals. Harrison recorded her third career double-double and first of the year with 14 points and 10 rebounds against No. 8/7 Duke. She played in all of the Hokies' 60 games during her two-year career with 14 starts, including 12 last season.

## A FENYN FRESHMAN SEASON

Freshman guard Alyssa Fenyn had a solid season at the outset of her college career. Fenyn tied a career-high with 15 points at St. John's, while pulling down a career-high nine rebounds, and was named to the St. John's-Chartwells Classic All-Tournament team. She started 22 of 30 games and was third on the team in scoring (7.5) and fourth in rebounding (5.2). The freshman scored in double figures nine times and pulled down five or more rebounds 14 times this season. Fenyn ranked in the top ten among ACC freshmen in both scoring and rebounding. She was rated as the No. 103 prospect nationally by Blue Star Basketball and was a three-time All-State first-team performer for coach Diane Kirney at Newark High School. She was named the state tournament Most Valuable Player after scoring 29 points with 10 rebounds and four steals in the title game. Fenyn holds the Newark school record for scoring with 2,499 points and broke the 1,000-point mark her sophomore season.



*Shanel Harrison*



*Alyssa Fenyn*





Brittany Gordon

## 2009-2010 RESULTS

Nov. 2	<b>LENOIR-RYNE</b> ( <i>Exb.</i> )	W	71-59
13	<b>LONGWOOD</b>	W	77-55
16	at VCU	L	58-72
19	<b>GEORGE MASON</b>	W	70-41
22	at James Madison	L	59-66
25	at Radford	W	78-51
28	<b>ELON</b>	W	82-46
Dec. 3	<b>MICHIGAN</b> (Big Ten/ACC)	L	51-71
6	<b>N.C. CENTRAL</b>	W	85-44
9	<b>MOUNT ST. MARY'S</b>	W	44-42

### *St. John's-Chartwell's Holiday Classic, Queens, N.Y.*

19	vs. UAB	W (OT)	68-66
20	at St. John's	L	62-75

### **HILTON GARDEN CLASSIC, BLACKSBURG, Va.**

29	<b>NJIT</b>	W	67-51
30	<b>CHARLOTTE</b>	W	56-54

Jan. 3	<b>MARYLAND-BALT. CTY</b>	W	74-44
7	at Wake Forest*	L	63-66

14	<b>#10/11 NORTH CAROLINA*</b>	W	79-64
18	<b>#25/24 VIRGINIA*</b> ( <i>RSN</i> )	L	56-70
21	at #6/7 DUKE* ( <i>RSN</i> )	L	38-69
24	at Miami*	W	73-69
28	<b>MARYLAND*</b>	L	44-60
31	at #25/RV Georgia Tech*	L	47-61

Feb. 5	<b>WAKE FOREST*</b> ( <i>RSN</i> )	L	51-58
7	at NC State*	L	57-70
11	<b>SAVANNAH STATE</b>	W	68-41
14	<b>#8/7 DUKE*</b>	L	53-65
18	at #10/10 Florida State*	L	68-78
21	<b>BOSTON COLLEGE*</b>	W	69-64
25	<b>CLEMSON*</b>	W	70-69
28	at #18/21 Virginia*	L	46-55

Mar.4-7	<b>33rd ACC Championship in Greensboro, N.C.</b>		
4	vs. Boston College	L	49-62

\*Atlantic Coast Conference game  
Home Games in **BOLD CAPS**

# 2009-2010 SEASON BOX SCORE

#	Player	GP	GS	Min	TOTAL			3-PTS			REBOUNDS			PF	FO	A	TO	Blk	Stl	Pts	Avg										
					FG	FGA	Pct	3FG	FGA	Pct	FT	FTA	Pct									Off	Def	Tot	Avg						
15	<b>DRYE, Utahya</b> Conference-Only...	30	30	970	32.3	134	283	.473	3	7	.429	69	97	.711	81	116	197	6.6	47	0	83	108	9	40	340	11.3					
		14	14	483	34.5	72	142	.507	2	4	.500	28	42	.667	29	61	90	6.4	26	0	39	50	4	15	174	12.4					
20	<b>BIGGS, Lindsay</b> Conference-Only...	30	30	921	30.7	127	360	.353	57	184	.310	25	36	.694	16	61	77	2.6	42	0	49	64	19	21	336	11.2					
		14	14	455	32.5	60	168	.357	24	87	.276	9	12	.750	7	27	34	2.4	21	0	21	36	8	8	153	10.9					
13	<b>FENYN, Alyssa</b> Conference-Only...	30	22	734	24.5	90	226	.398	1	15	.067	44	79	.557	51	78	129	4.3	51	0	48	51	5	29	225	7.5					
		14	8	324	23.1	30	92	.326	0	7	.000	18	29	.621	16	26	42	3.0	25	0	26	25	4	14	78	5.6					
33	<b>HARRISON, Shanel</b> Conference-Only...	30	12	620	20.7	85	210	.405	7	24	.292	43	65	.662	61	94	155	5.2	57	1	45	59	31	30	220	7.3					
		14	8	311	22.2	41	103	.396	5	16	.313	20	34	.588	26	49	75	5.4	32	1	15	37	11	12	107	7.6					
23	<b>GORDON, Brittany</b> Conference-Only...	30	30	653	21.8	68	136	.493	0	0	.000	55	74	.743	48	105	153	5.1	58	1	16	37	20	14	191	6.4					
		14	14	323	23.1	33	69	.478	0	0	.000	29	39	.744	24	56	80	5.7	38	1	9	21	12	8	95	6.8					
12	<b>DAVIS, Nikki</b> Conference-Only...	28	24	678	24.2	61	161	.379	24	64	.375	33	54	.611	15	64	79	2.8	50	0	116	92	4	44	179	6.4					
		12	10	307	25.6	22	67	.328	15	39	.385	26	39	.667	3	20	23	1.9	24	0	47	38	2	16	85	7.1					
22	<b>HADLEY, Porschia</b> Conference-Only...	28	0	350	12.5	52	105	.495	0	0	.000	19	31	.613	28	53	81	2.9	35	0	4	25	15	3	123	4.4					
		12	0	151	12.6	18	38	.474	0	0	.000	6	8	.750	8	14	22	1.8	12	0	3	6	9	0	42	3.5					
2	<b>REDICK, Abby</b> Conference-Only...	30	0	408	13.6	30	88	.341	4	24	.167	11	21	.524	27	68	95	3.2	34	0	23	34	1	10	75	2.5					
		14	0	166	11.9	8	28	.286	0	7	.000	4	9	.444	11	25	36	2.6	14	0	11	11	0	6	20	1.4					
3	<b>WILSON, Aerial</b> Conference-Only...	25	0	256	10.2	21	70	.300	4	18	.222	17	26	.654	8	9	17	0.7	27	0	15	33	0	6	63	2.5					
		11	0	104	9.5	7	24	.292	1	4	.250	4	6	.667	2	3	5	0.5	9	0	3	14	0	0	19	1.7					
30	<b>GREY, Shani</b> Conference-Only...	22	2	218	9.9	16	48	.333	1	6	.167	14	21	.667	17	12	29	1.3	23	0	10	14	0	12	47	2.1					
		9	2	107	11.9	8	27	.296	1	4	.250	9	11	.818	9	3	12	1.3	6	0	4	7	0	8	26	2.9					
24	<b>LOGAN, Lakeisha</b> Conference-Only...	16	0	105	6.6	12	32	.375	8	22	.364	2	4	.500	1	7	8	0.5	7	0	4	8	0	3	34	2.1					
		4	0	26	6.5	1	8	.125	1	6	.167	0	0	.000	0	0	0	0.0	1	0	2	3	0	1	3	0.8					
32	<b>AYERS, Taylor</b> Conference-Only...	19	0	112	5.9	11	30	.367	0	0	.000	7	12	.583	12	22	34	1.8	20	0	2	14	6	2	29	1.5					
		6	0	43	7.2	3	9	.333	0	0	.000	6	10	.600	1	6	7	1.2	9	0	1	5	2	2	12	2.0					
<b>TEAM...</b> Conference-Only...													81	70	151	5.0	4		8												
													36	32	68	4.8	2		5												
<b>Virginia Tech</b> Conference-Only...	30		6025		707	1751	.404	109	364	.299	339	520	.652	446	759	1250	40.2	451	2	415	547	110	214	1862	62.1						
	14		2800		303	775	.391	49	174	.282	159	239	.665	172	322	494	35.3	217	2	181	258	52	90	814	58.1						
<b>Opponents.....</b> Conference-Only...	30		6025		669	1769	.378	146	488	.299	315	486	.648	413	675	1088	36.3	492	-	342	519	121	244	1799	60.0						
	14		2800		341	843	.405	73	224	.326	163	254	.642	217	328	545	38.9	227	5	182	226	59	130	918	65.6						

SCORE BY PERIODS:	1st	2nd	OT	Total
Virginia Tech	842	1008	12	1862
Opponents	799	990	10	1799



**GAME 1**  
**Virginia Tech 77, Longwood 55**  
*Blacksburg, Va. • Nov. 13, 2009*

**BLACKSBURG, Va.** – Last year, it took the Virginia Tech women's basketball team 27 games before it had five players tally double-figure scoring in the same game. This year, it took just one.

Five Hokies, including two freshmen, scored at least 10 points as Tech rolled to a 77-55 victory over visiting Longwood in the 2009-10 season opener in Cassell Coliseum.

Senior Utahya Drye and freshman Alyssa Fenyn each netted 15 points to pace Tech, while sophomore Shanel Harrison (13), junior Nikki Davis (11) and freshman Abby Redick (10) joined them in double digits.

All said, Tech's five freshmen combined to score 32 points (Aerial Wilson added six and Porschia Hadley had one) and eased the load off of Drye and Biggs.

Though Fenyn hit just 6-of-14 from the floor, 10 of her 15 points came during a pair of big Hokie runs – one in the first half and one in the second half.

The first 10 minutes were a back-and-forth affair, but Tech then embarked on a 21-4 run – one that included a 5:03 scoreless drought by Longwood – to end the half and enter the break up 34-19.

The Lancers began the second half with six quick points, but Tech responded with a 25-10 run over a span of seven minutes to rebuild the lead. The run was fueled by Tech's youngsters – Fenyn, Wilson and Harrison combined for 19 of the points – and the Hokies coasted the rest of the way to record their 17th home-opening win in the past 18 tries.

In addition to her 11 points, Davis tied Tech career-highs with seven rebounds and six assists. She also made three steals and pushed the pace for Tech all night long.

Though the Hokies won handily in this one – they out-rebounded Longwood by 21, scored 20 more points in the paint and dominated in both second-chance and fast-break points – there are still things to work on. Tech shot just 40 percent from the floor and 50 percent from the free-throw line, and gave up 36 second-half points.

**Virginia Tech 77, Longwood 55**  
*Nov. 13, 2009; Cassell Coliseum*

Longwood (55)	MP	FG	FT	R	A	PF	TP
Heather Tobeck	28	1-4	0-0	4	1	2	2
Mallory Short	22	3-5	2-2	4	2	4	8
Crystal Smith	16	0-6	1-2	1	0	0	1
Becky Fernandes	39	4-11	4-6	3	3	4	12
Krystal Garrison	35	3-10	0-0	7	0	1	7
Brittanni Billups	12	3-5	1-1	3	0	1	7
Morgan Smith	7	3-5	0-0	3	1	3	7
Chelsea Coward	19	4-9	0-0	2	0	4	11
Lindsey Martin	2	0-0	0-0	1	0	0	0
Team				4			
<b>Totals</b>	<b>200</b>	<b>21-55</b>	<b>8-11</b>	<b>32</b>	<b>7</b>	<b>19</b>	<b>55</b>

Virginia Tech (77)	MP	FG	FT	R	A	PF	TP
Utahya Drye	31	6-13	3-5	4	1	1	15
Brittany Gordon	23	1-4	2-3	8	0	1	4
Nikki Davis	25	5-8	0-0	7	6	1	11
Alyssa Fenyn	23	6-14	3-5	6	0	0	15
Lindsay Biggs	24	1-6	0-0	4	1	2	2
Abby Redick	19	4-7	0-2	6	0	2	10
Aerial Wilson	11	2-7	1-2	1	2	4	6
Porschia Hadley	4	0-3	1-2	3	0	0	1
Lakeisha Logan	11	0-3	0-0	2	0	2	0
Shani Grey	4	0-2	0-0	0	0	0	0
Taylor Ayers	7	0-0	0-0	4	1	1	0
Shanel Harrison	18	6-10	1-3	5	3	1	13
Team				3			
<b>Totals</b>	<b>200</b>	<b>31-77</b>	<b>11-22</b>	<b>53</b>	<b>14</b>	<b>15</b>	<b>77</b>

Longwood	19	36	—	55
<b>Virginia Tech</b>	<b>34</b>	<b>43</b>	<b>—</b>	<b>77</b>

**PERCENTAGES:**

Longwood	FG%	38.2	3PT%	26.3	FT%	72.7
Virginia Tech	FG%	40.3	3PT%	40.0	FT%	50.0

**3-POINTERS** - LWD 5 (Coward 3, Garrison, M. Smith); VT 4 (Redick 2, Davis, Wilson)  
**BLOCKED SHOTS** - LWD 7 (Tobeck 6, Coward); VT 4 (Biggs 2, Gordon, Hadley)  
**STEALS** - LWD 3 (Tobeck, Fernandes, Garrison); VT 9 (Davis 3, Drye 2, Fenyn 2, Gordon, Wilson)  
**TURNOVERS** - LWD 21 (Fernandes 6, Coward 4, Short 3, Tobeck 2, C. Smith 2, Garrison 2, M. Smith 2); VT 13 (Davis 3, Gordon 2, Logan 2, Ayers 2, Drye, Biggs, Wilson, Harrison)  
**TECHNICAL FOULS** - None

**OFFICIALS:** Tommy Salerno, Diana DePaul, Vidmantas Petraitis  
**ATTENDANCE:** 2,125

**GAME 2**  
**VCU 72, Virginia Tech 58**  
*Richmond, Va. • Nov. 16, 2009*

**RICHMOND, Va.** – Virginia Tech took great care of the basketball in the season-opening, 77-55, win against Longwood, committing only 13 turnovers. However, at Virginia Commonwealth the complete opposite was true as the Hokies committed 24 turnovers in a 72-58 defeat at Verizon Wireless Arena.

The teams battled evenly through the first nine minutes with VCU leading by as many as five points only to see Tech tie the game at 20-20 at the 10:39 mark on a layup by Abby Redick. Little did the Hokies know that they would only connect on one more field goal for the remainder of the half. During the drought, the Tech offense committed 10 turnovers and was only 1-of-8 from the field. Fortunately for the Hokies, the Rams also had scoring difficulties and led only 30-24 at the intermission.

Starters Utahya Drye and Lindsay Biggs found themselves in early foul trouble and Drye managed only three points while Biggs was held scoreless. Another starter, Nikki Davis was limited to only two points in the opening frame.

While only down by six, the Hokies quickly found themselves in a deep hole in the second half as the Rams exploded out of the locker room and produced a 13-2 run to build their biggest lead of the night at 43-26. Tech made a run at the Rams midway through the half and closed to within six, 50-44, on a Shanel Harrison layup with 8:32 remaining.

VCU's LaTavia Rorie nailed a trey to stop the Hokie surge and Tech never drew closer than 10 points the rest of the way.

Drye led Tech with 14 points followed by Alyssa Fenyn with 13 points. Junior Brittany Gordon led the board work with eight rebounds.

**Virginia Commonwealth 72, Virginia Tech 58**  
*Nov. 16, 2009; Verizon Wireless Arena*

Virginia Tech (58)	MP	FG	FT	R	A	PF	TP
Nikki Davis	21	1-4	0-0	1	2	1	2
Alyssa Fenyn	29	5-8	3-4	4	1	3	13
Utahya Drye	35	4-6	6-8	3	4	2	14
Lindsay Biggs	33	3-10	0-2	4	3	2	6
Brittany Gordon	26	4-6	0-0	6	2	4	8
Abby Redick	8	1-2	0-0	0	0	0	2
Aerial Wilson	2	0-1	0-0	0	0	1	0
Porschia Hadley	8	1-2	1-3	3	0	1	3
Lakeisha Logan	4	0-1	0-0	1	0	0	0
Shani Grey	9	1-1	0-0	4	1	2	2
Taylor Ayers	4	1-2	0-0	3	0	0	2
Shanel Harrison	21	2-7	2-2	7	2	4	6
Team				3			
<b>Totals</b>	<b>200</b>	<b>23-50</b>	<b>12-19</b>	<b>39</b>	<b>15</b>	<b>20</b>	<b>58</b>

VCU (72)	MP	FG	FT	R	A	PF	TP
Jennifer Lane	35	2-2	6-6	1	3	2	11
Ebony Patterson	36	3-8	4-6	5	6	2	10
La' Tavia Rorie	16	3-8	2-4	1	0	4	10
Stephanie Solomon	32	5-7	1-2	10	0	4	11
D'Andra Moss	31	3-11	0-0	6	3	4	7
Robyn Hobson	1	0-0	0-0	0	0	0	0
Jessica Taylor	24	3-13	0-1	2	1	1	7
Courtney Hurt	25	7-13	1-3	6	0	1	16
Team				2			
<b>Totals</b>	<b>200</b>	<b>26-62</b>	<b>14-22</b>	<b>33</b>	<b>13</b>	<b>18</b>	<b>72</b>

Virginia Tech	24	34	—	58
Virginia Commonwealth	30	42	—	72

**PERCENTAGES:**

VCU	FG%	46.0	3PT%	0.0	FT%	63.2
Virginia Tech	FG%	41.9	3PT%	33.2	FT%	63.6

**3-POINTERS** - VT 0: VCU 6 (Rorie 2, Lane, Moss, Taylor, Hurt)  
**BLOCKED SHOTS** - VT 2 (Drye, Ayers); VCU 3 (Solomon 2, Rorie)  
**STEALS** - VT 3 (Davis 2, Harrison); VCU 11 (Solomon 3, Taylor 3, Patterson 2, Moss 2, Lane)  
**TURNOVERS** - VT 24 (Davis 6, Drye 5, Fenyn 4, Biggs 4, Harrison 2, Gordon, Redick, Logan); VCU 14 (Rorie 3, Solomon 3, Patterson 2, Hurt 2, Lane, Moss, Taylor, Team)  
**TECHNICAL FOULS** - None

**OFFICIALS:** Timothy Bryant, Joe Cunningham, Thomas Danaher  
**ATTENDANCE:** 1,756

**GAME 3**  
**Virginia Tech 70, George Mason 41**  
*Blacksburg, Va. • Nov. 19, 2009*

**BLACKSBURG, Va.** – It took her a couple of games, but Lindsay Biggs finally got back to her old self.

After scoring only eight points combined in Virginia Tech's first two contests, the senior guard went off for a game-high 18 in the Hokies' 70-41 win over George Mason on Thursday night at Cassell Coliseum.

She was on indeed, hitting 5-of-9 from the 3-point line and adding three free throws to account for the highest point total any Hokie has had this season.

Four freshmen played at least 15 minutes each in this one, as Dunkenberger continued to tinker with various lineups. Two of those runs came in the first half, which afforded the Hokies some breathing room at the intermission.

The Patriots drilled three treys in the first seven-plus minutes, but a 12-2 Tech run opened a 10-point lead by the 9:06 mark. A quick, 7-0 spurt by Mason nearly nullified that, but the Hokies ended the half on a 16-4 swing that gave them a 39-24 advantage.

Things slowed to a screeching halt in the second half, as the first 12 minutes of play included an 8:41 scoring drought for Mason, and a span of 9:55 (including a 4:34 scoring drought) without a field goal for Tech.

Though the Patriots never threatened in the second half, Tech made sure to put things out of reach by finishing the game with a 15-4 run over the final 5:30 to win going away by 29.

Ashleigh Braxton and Brittany Eley paced Mason with 11 and 10 points, respectively.

**Virginia Tech 70, George Mason 41**  
*Nov. 19, 2009; Cassell Coliseum*

George Mason (41)	MP	FG	FT	R	A	PF	TP
Angelee LaTouche	21	1-4	1-2	9	2	4	3
Amber Easter	22	1-7	0-0	4	0	5	3
Rahneeka Saunders	31	4-13	0-0	4	4	1	9
Ashleigh Braxton	35	4-13	2-3	5	2	2	11
Brittany Eley	30	4-11	0-0	3	1	1	10
Amber Epps	5	1-1	0-0	1	0	0	2
Janaa Pickard	22	0-3	0-0	3	0	2	0
Rashauna Hobbs	17	0-5	1-2	1	1	0	1
Rachel Robinson	17	1-3	0-0	2	0	0	2
Team				1			
<b>Totals</b>	<b>200</b>	<b>16-60</b>	<b>4-7</b>	<b>33</b>	<b>10</b>	<b>25</b>	<b>41</b>

Virginia Tech (70)	MP	FG	FT	R	A	PF	TP
Utahya Drye	27	3-8	4-4	10	3	0	10
Brittany Gordon	16	1-1	0-0	3	1	0	2
Nikki Davis	21	3-7	1-2	3	1	1	7
Alyssa Fenyn	24	2-9	0-0	6	2	2	4
Lindsay Biggs	25	5-10	3-4	3	1	2	18
Abby Redick	21	3-6	0-0	4	0	2	7
Aerial Wilson	17	1-6	2-2	2	4	1	4
Porschia Hadley	15	3-7	0-0	4	0	1	6
Lakeisha Logan	8	1-2	2-3	1	0	1	4
Shani Grey	3	0-0	0-0	0	1	2	0
Shanel Harrison	14	2-3	2-2	5	1	0	6
Team				7			
<b>Totals</b>	<b>200</b>	<b>25-65</b>	<b>14-17</b>	<b>53</b>	<b>12</b>	<b>12</b>	<b>70</b>

George Mason	24	17	—	41
<b>Virginia Tech</b>	<b>39</b>	<b>31</b>	<b>—</b>	<b>70</b>

**PERCENTAGES:**

George Mason	FG%	26.7	3PT%	23.8	FT%	57.1
Virginia Tech	FG%	38.5	3PT%	50.0	FT%	82.4

**3-POINTERS** - GMU 5 (Eley 2, Easter, Saunders, Braxton); VT 6 (Biggs 5, Redick)  
**BLOCKED SHOTS** - GMU 9 (Pickard 6, Easter, Eley, Robinson); VT 1 (Ayers)  
**STEALS** - GMU 8 (Eley 3, Easter 2, Pickard 2, Braxton); VT 6 (Wilson 2, Davis, Fenyn, Redick, Harrison)  
**TURNOVERS** - GMU 19 (Easter 3, Saunders 3, Braxton 3, LaTouche 2, Eley 2, Pickard 2, Robinson 2, Hobbs, Team); VT 18 (Drye 5, Davis 3, Biggs 3, Wilson 2, Gordon, Fenyn, Redick, Hadley, Team)  
**TECHNICAL FOULS** - None

**OFFICIALS:** Lawson Newton, Karen Preato, John Almarode  
**ATTENDANCE:** 2,248

**GAME 4****James Madison 66, Virginia Tech 59**  
Harrisonburg, Va. • Nov. 22, 2009

HARRISONBURG, Va. -- Virginia Tech controlled James Madison for 30 minutes Sunday afternoon but the Dukes, behind 27 points from Dawn Evans, closed the game on a 24-7 run to defeat the Hokies, 66-59, in front of 2,213 in the JMU Convocation Center. James Madison improved to 2-0 with the win and snapped Tech's nine-game winning streak in the series. The Hokies fell to 2-2 on the year.

Utahya Drye hit a jumper with 8:07 remaining in the game to give the Hokies a 52-42 lead. From that point on, the Dukes took control and finally caught Tech at 56 with just under three minutes to go. JMU, which briefly led by a single point in the first half, took the lead for good on an Evans layup. Alyssa Fenyn made one of two free throws to narrow the gap to 58-57. However, the Dukes scored eight of the final ten points for the final margin.

Shanel Harrison came off the bench to lead Tech with 14 points and eight rebounds. Fenyn scored 12 points followed by Lindsay Biggs with 11 points, including three treys. In addition to Harrison and Fenyn's production, the Hokies got six points from Abby Redick and four from Porschia Hadley.

On the day, Tech freshmen and sophomores contributed 36 points, however starters Drye, Brittany Gordon and Nikki Davis were limited to only a combined 12 points. The Hokies' bench outscored JMU, 24-15.

Both teams struggled from the field, as the Hokies shot only 34.9 percent (22-63) while James Madison was only slightly better connecting on only 37.1% (23-62). Tech narrowly won the battle of the boards, 48-44, and each team committed 14 turnovers in the tight affair.

**James Madison 66, Virginia Tech 59**  
Nov. 22, 2009; JMU Convocation Center

Virginia Tech (59)	MP	FG	FT	R	A	PF	TP
Utahya Drye	35	2-11	3-8	6	4	2	7
Brittany Gordon	26	1-2	1-2	3	1	2	3
Nikki Davis	20	1-7	0-0	4	5	3	2
Alyssa Fenyn	32	4-13	4-7	4	1	3	12
Lindsay Biggs	30	4-11	0-0	3	2	2	11
Abby Redick	13	2-3	2-2	2	0	2	6
Aerial Wilson	2	0-1	0-0	0	0	0	0
Porschia Hadley	15	2-2	0-0	6	1	2	4
Taylor Ayers	0+	0-0	0-0	0	0	0	0
Shanel Harrison	27	6-13	2-3	8	0	3	14
Team				12			
Totals	200	22-63	12-22	48	14	19	59

James Madison (66)	MP	FG	FT	R	A	PF	TP
Kanita Shepherd	17	0-0	1-2	2	0	4	1
Jalissa Taylor	29	2-5	3-7	9	1	3	7
Sarah Williams	29	2-6	0-0	5	1	0	5
Tarik Hislop	34	4-11	3-5	6	3	3	11
Dawn Evans	36	9-28	4-4	2	2	0	27
Nikki Newman	22	1-2	1-2	4	1	4	3
Nichelle Glover	15	0-2	0-0	5	0	2	0
Klara Francisco	18	5-8	2-2	3	1	0	12
Team				8			
Totals	200	23-62	14-22	44	9	16	66

Virginia Tech	28	31	—	59
James Madison	24	42	—	66

**PERCENTAGES:**  
Virginia Tech FG% 34.9 3PT% 27.3 FT% 54.5  
James Madison FG% 37.1 3PT% 37.5 FT% 63.6

**3-POINTERS** - VT 3 (Biggs 3); JMU 6 (Evans 5, Williams 1, Evans, Francisco)  
**BLOCKED SHOTS** - VT 1 (Gordon); JMU 6 (Shepherd 2, Williams, Hislop, Evans, Francisco)  
**STEALS** - VT 6 (Davis 3, Drye, Gordon, Harrison); JMU 5 (Evans 3, Taylor 2)  
**TURNOVERS** - VT 14 (Davis 4, Fenyn 2, Drye, Gordon, Biggs, Redick, Hadley, Harrison); JMU 14 (Hislop 4, Evans 3, Newman 2, Williams 2, Shepherd, Taylor, Francisco)

**TECHNICAL FOULS** - None  
**OFFICIALS:** Norma Jones, Tommy Salerno, Bryan Brunette  
**ATTENDANCE:** 2,213

**GAME 5****Virginia Tech 78, Radford 51**  
Radford, Va. • Nov. 25, 2009

RADFORD, Va. -- Virginia Tech, behind the long-range shooting of Lindsay Biggs, overcame a sluggish first half to win going away, 78-51, over Radford at the Dedmon Center. Tech improved to 3-2 with its first road victory of the season, while Radford dropped to 0-3. Tech now leads the series, 21-9, and has won nine of the last 10 games in the series, including five in a row on the Highlanders' home floor.

Radford, after trailing only 33-26 at the half, quickly closed to within five on its initial possession of the second half on a Denay Wood lay up. However, from that point on the Hokies totally dominated, connecting on 52.7 percent (29-55) from the floor. The Hokies also made a living on the inside, collecting 44 points in the paint, including 27 second-chance points. The Tech bench again proved to be a major contributor, outscoring the Highlander bench, 25-7.

The Highlanders, after not leading in any portion of their first two games, led three times early in the contest.

Biggs finished the game with 22 points and connected on five treys. After opening the season by going 0-of-7 in the first two games behind the arc, she has connected on 13 of her last 23 three-point attempts. Gordon added 14 points, while Alyssa Fenyn tied a career-high with eight rebounds and Nikki Davis also tied a career-high with six assists.

Kymesha Alston led the Highlanders with 12 points while Kaylyn Crosier added 11.

**Virginia Tech 78, Radford 51**  
Nov. 25, 2009; Dedmon Center

Virginia Tech (78)	MP	FG	FT	R	A	PF	TP
Utahya Drye	26	2-5	1-2	3	2	0	5
Brittany Gordon	16	5-6	4-4	3	0	1	14
Nikki Davis	28	2-4	1-2	5	6	2	5
Alyssa Fenyn	28	3-10	1-2	8	3	2	7
Lindsay Biggs	29	7-12	3-3	2	2	2	22
Abby Redick	20	2-2	1-2	5	0	3	5
Aerial Wilson	6	0-0	0-0	0	0	0	0
Porschia Hadley	13	3-6	3-4	3	0	1	9
Lakeisha Logan	9	0-1	0-0	0	0	2	0
Shani Grey	9	1-1	0-0	1	1	1	2
Taylor Ayers	5	2-3	0-0	4	0	3	4
Shanel Harrison	11	2-5	1-1	2	3	1	5
Team				5			
Totals	200	29-55	15-20	41	17	18	78

Radford (51)	MP	FG	FT	R	A	PF	TP
Denay Wood	21	0-2	1-2	1	2	5	7
Kymesha Alston	37	4-5	4-5	3	1	1	12
Brooke McElroy	29	2-7	0-0	6	2	0	6
Da'Na Erwin-Spencer	35	3-15	2-2	0	1	1	8
Kaylyn Crosier	33	5-9	1-2	4	2	1	11
Ciara Hayes	6	1-2	0-0	2	0	2	2
Victoria Hamilton	1	0-0	0-0	0	0	1	0
Ashley Buckhannon	13	0-1	2-2	1	1	3	2
Jewell Kinlaw	3	0-0	0-0	0	0	0	0
Katherine Brockett	6	1-4	0-0	0	0	0	3
Kahealani Vick	16	0-2	0-0	3	0	1	0
Team				2			
Totals	200	19-51	10-13	22	9	15	51

Virginia Tech	33	45	—	78
Radford	26	25	—	51

**PERCENTAGES:**  
Virginia Tech FG% 52.7 3PT% 50.0 FT% 75.0  
Radford FG% 37.3 3PT% 18.8 FT% 76.9

**3-POINTERS** - VT 5 (Biggs 5); RU 3 (McElroy 2, Brockett)  
**BLOCKED SHOTS** - VT 3 (Biggs, Redick, Hadley); RU 3 (Vick 2, McElroy)  
**STEALS** - VT 15 (Drye 7, Davis 3, Harrison 3, Biggs 2); RU 10 (Erwin-Spencer 3, Wood 2, McElroy 2, Crosier 2, Buckhannon)  
**TURNOVERS** - VT 23 (Fenyn 5, Drye 4, Davis 4, Redick 3, Grey 2, Ayers 2, Biggs, Hadley, Harrison); RU 21 (McElroy 8, Erwin-Spencer 4, Wood 2, Alston 2, Hamilton 2, Buckhannon 2, Crosier)  
**TECHNICAL FOULS** - None

**OFFICIALS:** Billy Smith, Bruce Harris, Jerrald Drummond  
**ATTENDANCE:** 506

**GAME 6****Virginia Tech 82, Elon 46**  
Blacksburg, Va. • Nov. 28, 2009

BLACKSBURG, Va. -- Lindsay Biggs' 18 points paced four Hokies in double figures as the Virginia Tech Women's basketball team gained an 82-46 victory over the Elon Phoenix on Saturday afternoon at Cassell Coliseum.

This first ever matchup between Tech and Elon opened a four-game home stand for the Hokies, who improved to 4-2 with the win. Elon dropped to 2-2 on the season.

Biggs continued her hot shooting by draining 6-of-11 from the field, including 4-of-7 from 3-point land, to score at least 18 points for the third time this season. The senior has now hit 17-of-30 3-point attempts over the past four games and is closing in on second place on Tech's all-time list for 3-pointers made in a career.

Joining Biggs in double figures were freshman Alyssa Fenyn (14 points), senior Utahya Drye (12) and freshman Porschia Hadley (career-high 10). Sophomore Shanel Harrison was just shy of double figures with nine points, while Drye added a game-high 10 rebounds to record her sixth-career double-double. Hadley also grabbed a career-high eight rebounds.

Sparked by a small but lively fan following, Elon jumped out to a 7-4 lead just over a minute into the game, but Tech took over after that and never slowed down. The Hokies allowed just 17 points the rest of the half, all the while cruising on 54.8-percent shooting to build a 47-24 intermission advantage. Tech held Elon to a 22.6 field-goal percentage in the first stanza, and the Hokies' 47 points in the opening 20 minutes marked their highest single-half total of the season.

The Hokies didn't let up in the second half, limiting Elon to only 22 points, including a field-goal drought of 6:20 at one point. Virginia Tech dominated the final numbers in rebounding (44-30), field-goal percentage (54.1-29.6) and points in the paint (42-18), but the Hokies did commit 25 turnovers to Elon's 28.

Tech's winning margin of 36 points marked the highest margin of victory since the Hokies defeated North Carolina Central by 36 on Nov. 20 of last year.

**Virginia Tech 82, Elon 46**  
Nov. 28, 2009; Cassell Coliseum

Elon (46)	MP	FG	FT	R	A	PF	TP
Kelsey Evans	27	0-6	2-4	8	0	3	2
Urysla Cotton	22	1-5	2-2	6	0	3	4
Lei Lei Hairston	23	1-3	0-0	1	1	2	8
Kallie Hovatter	16	1-3	0-0	2	3	3	2
Ali Ford	28	3-10	0-2	1	3	2	8
Courtney Medley	13	1-6	0-0	0	0	1	3
Aiesha Harper	6	0-1	0-0	0	0	0	0
Tiara Gause	17	5-10	2-2	0	1	1	12
Julie Taylor	9	0-2	0-0	0	0	0	0
Tiffany Davis	19	0-2	5-8	3	1	1	5
Erica Keto	11	0-0	0-2	4	0	1	0
Amber Wall	9	1-1	0-0	2	0	1	2
Team				3			
Totals	200	16-54	11-20	30	9	18	46

Virginia Tech (82)	MP	FG	FT	R	A	PF	TP
Utahya Drye	26	4-8	4-4	10	3	2	12
Brittany Gordon	14	0-2	0-0	4	0	2	0
Nikki Davis	20	1-6	0-0	1	4	2	2
Alyssa Fenyn	21	6-8	2-5	5	2	2	14
Lindsay Biggs	27	6-11	2-2	2	2	1	18
Abby Redick	15	0-3	0-0	5	3	1	0
Aerial Wilson	17	2-4	2-4	1	2	3	6
Porschia Hadley	20	5-6	0-0	8	0	2	10
Lakeisha Logan	10	3-4	0-1	1	2	1	7
Taylor Ayers	11	2-2	0-0	2	0	1	4
Shanel Harrison	19	4-7	0-0	3	1	0	9
Team				2			
Totals	200	33-61	10-16	44	19	17	82

Elon	24	22	—	46
Virginia Tech	47	35	—	82

**PERCENTAGES:**  
Elon FG% 29.6 3PT% 21.4 FT% 55.0  
VT FG% 54.1 3PT% 40.0 FT% 62.5

**3-POINTERS** - Elon 3 (Ford 2, Medley); VT 6 (Biggs 4, Harrison, Logan)  
**BLOCKED SHOTS** - Elon 2 (Evans, Keto); VT 2 (Hadley, Harrison)  
**STEALS** - Elon 10 (Davis 4, Gause 3, Hairston 2, Harper); VT 8 (Biggs 3, Harrison 2, Drye, Fenyn, Redick)  
**TURNOVERS** - Elon 28 (Ford 9, Evans 6, Davis 4, Keto 2, Wall 2, Cotton, Hairston, Hovatter, Harper, Gause); VT 25 (Drye 5, Hadley 4, Davis 3, Wilson 3, Fenyn 2, Biggs 2, Redick 2, Gordon, Logan, Ayers, Harrison)  
**TECHNICAL FOULS** - None

**OFFICIALS:** Susan Blauch, Dan Outlaw, Kristi Vera  
**ATTENDANCE:** 1,990

**GAME 7**  
**Michigan 71, Virginia Tech 51**  
*Blacksburg, Va. • Dec. 3, 2009*

**BLACKSBURG, Va.** – Michigan shot 50.9 percent from the field, while holding Virginia Tech to a rate of 27.9 percent, to cruise to a 71-51 victory on Thursday night at Cassell Coliseum in the Big Ten/ACC Challenge.

Four players scored in the double figures for the Wolverines, who improved to 5-2 in the midst of an eight-game road swing. Meanwhile, the Hokies put up season lows in both points and field-goal percentage and saw their record drop to 4-3. Tech is now 1-2 throughout the first three years of the inter-conference challenge.

Michigan used massive runs at the start of each half to build leads that Tech could never come back from. Though the Hokies out-rebounded the much larger Wolverines 45-32 (including a 21-6 edge on the offensive end), they struggled on both ends of the court all night long.

Michigan's suffocating defense, paired with five 3-pointers by five different players, helped the Wolverines to a commanding 24-6 advantage 12-and-a-half minutes into the game. The Hokies were able to out-score Michigan 16-9 over the half's final eight minutes to pull within 11, 33-22, but an identical 24-6 run to open the second stanza made it all for naught.

The Hokies endured a field-goal drought of 4:47 as Michigan built a 29-point lead midway through the second period. Though Tech managed 20 points over the game's final 10 minutes, the damage was done and the Hokies suffered their worst defeat of the young season.

Junior guard Nikki Davis led the Hokies with 11 points, while senior Lindsay Biggs had an off night with just six points on 2-of-14 shooting.

Veronica Hicks paced the Wolverines with 19 points on 8-of-9 shooting, while adding six assists. Dayeesha Hollins scored 16 points and dished out a game-high eight assists, and also tallied four steals. Six-foot-six Krista Phillips blocked five shots to go with 12 points and eight boards, while Carmen Reynolds chipped in with 10 points.

**GAME 8**  
**Virginia Tech 85, North Carolina Central 44**  
*Blacksburg, Va. • Dec. 6, 2009*

**BLACKSBURG, Va.** – Virginia Tech got career-high point totals from three different players, as well as 41 points off the bench, to cruise to an 85-44 victory over North Carolina Central in the first game of a men's/women's basketball doubleheader at Cassell Coliseum on Sunday afternoon.

The Hokies, who improved to 5-3 on the season, jumped out to a 23-6 lead in the first half and never looked back, shooting 45.9 percent from the floor and assisting on 23 of the 34 made field goals. The Eagles shot just 31.4 percent from the floor and 60 percent from the free-throw line, and saw their record fall to 0-7 on the year.

Though the Eagles slowed the Hokies down and managed to out-score Tech 15-14 to close the half, a 15-2 Tech run to open the second period eliminated any doubt about the outcome of the game.

Freshman Porschia Hadley registered her first-career double-double with personal highs in both points (15) and rebounds (10) of 6-of-12 shooting in only 16 minutes of action. She had help in the post from junior Brittany Gordon, who shot 6-of-10 for a career-best 15 points as well. Freshman Alyssa Fenyn netted 13 points, senior Utahya Drye added 10 to go with nine rebounds, and freshman Aerial Wilson poured in a personal-best nine points. Sophomore Shanel Harrison pulled down a game-high 11 rebounds.

Shanise Blanks hit 8-of-14 from the floor, including 4-of-6 from 3-point land, to tally a career-high 20 points for NC Central, which turned the ball over 29 times.

**GAME 9**  
**Virginia Tech 44, Mount St. Mary's 42**  
*Blacksburg, Va. • Dec. 9, 2009*

**BLACKSBURG, Va.** – It was a tale of two halves at Cassell Coliseum on Wednesday evening, as the Virginia Tech women's basketball team overcame a 27-12 halftime deficit to defeat visiting Mount St. Mary's, 44-42, in the first game of a men's/women's doubleheader.

After tying a program low for points in a half in the first period, Tech rode Lindsay Biggs' 15 second-half points to eke out the victory and improve to 6-3 on the season. The Mount dropped to 3-6.

The Hokies certainly looked bad in the first half, as they hit on just 22.2 percent (6-of-27) from the field, including 0-for-5 from behind the arc. Throughout the half, Tech endured two separate scoring droughts of over four minutes, and scored just four points over the half's final 10:32. After entering the game ranked fourth in the nation in rebounding margin, the Hokies even trailed 21-12 on the boards, and it all led to a point total that hadn't been matched by a Tech team since 1978.

Tech completely turned the tables on The Mount, holding the visitors to a 25 percent (5-of-20) success rate from the field in the second half. Tech regained its rebounding advantage (26-10), hit nearly 45 percent of its own shots and jumped out to a 16-4 run to begin the period. Biggs accounted for 10 of those points and went on to score all of her game-high 15 in the period to secure the win.

Biggs' third try with 7:34 remaining completed the comeback, tying the score at 35 all, and a layup by fellow senior Utahya Drye gave Tech its first lead at the seven-minute mark.

The teams traded points the rest of the way, and The Mount's Hassanah Oliver had a chance to tie it in the final seconds. But her layup rolled off the rim and Tech freshman Alyssa Fenyn grabbed the rebound. Fenyn was fouled and missed the front end of a one-and-one, but Drye came up with the offensive board to run out the clock.

**Michigan 71, Virginia Tech 51**  
*Dec. 3, 2009; Cassell Coliseum*

Michigan (71)	MP	FG	FT	R	A	PF	TP
Krista Phillips	27	5-7	1-2	8	1	3	12
Veronica Hicks	38	8-9	1-4	4	6	2	19
Dayeesha Hollins	26	6-10	3-3	5	8	2	16
Jenny Ryan	28	1-5	0-0	5	1	3	2
Carmen Reynolds	27	4-7	1-2	3	1	1	10
Ashley Jones	12	1-4	0-0	1	0	4	3
Sam Arnold	11	2-4	0-0	1	0	1	5
Kate Thompson	5	0-1	0-0	0	0	0	0
Courtney Boylan	7	0-2	0-1	0	1	2	0
Nya Jordan	11	0-2	0-0	1	0	1	0
Kalyn McPherson	6	1-5	0-0	0	0	1	2
Rachel Sheffer	2	1-1	0-0	1	0	1	2
Team				3			
Totals	200	29-57	6-12	32	18	21	71

Virginia Tech (51)	MP	FG	FT	R	A	PF	TP
Utahya Drye	33	4-9	1-2	9	2	2	9
Brittany Gordon	25	0-4	6-8	7	0	1	6
Nikki Davis	24	4-11	1-2	4	2	2	11
Alyssa Fenyn	25	3-8	0-0	7	2	2	6
Lindsay Biggs	35	2-14	0-0	4	2	1	6
Abby Redick	15	0-1	2-3	3	1	1	2
Aerial Wilson	11	2-5	1-2	1	0	1	6
Porschia Hadley	12	0-2	1-2	2	0	2	1
Taylor Ayers	3	0-0	0-0	0	0	1	0
Shanel Harrison	17	2-7	0-2	3	0	1	4
Team				5			
Totals	200	17-61	12-21	45	9	14	51

Michigan	FG%	3PT%	FT%	Reb	PF	TP%
Michigan	33	38	—	71		
Virginia Tech	22	29	—	51		

**PERCENTAGES:**

Michigan	FG%	3PT%	FT%	Reb	PF	TP%
Michigan	50.9	38.9	27.9	50.0		
Virginia Tech	27.9	29.4	29.4	57.1		

**3-POINTERS** - UM 7 (Hicks 2, Phillips, Hollins, Reynolds, Jones, Arnold); VT 5 (Davis 2, Biggs 2, Wilson)  
**BLOCKED SHOTS** - UM 6 (Phillips 5, Jones); VT 3 (Harrison 2, Fenyn)  
**STEALS** - UM 10 (Hicks 4, Hollins 4, Ryan 2); VT 4 (Drye, Biggs, Hadley, Harrison)  
**TURNOVERS** - UM 14 (Hicks 3, Hollins 2, Reynolds 2, Boylan 2, Phillips, Jones, Arnold, Thompson, McPherson); VT 18 (Drye 4, Fenyn 4, Biggs 3, Davis 2, Redick 2, Wilson 2, Gordon)  
**TECHNICAL FOULS** - None

**OFFICIALS:** Lawson Newton, Carla Fountain, Mark McClenney  
**ATTENDANCE:** 2,466

**Virginia Tech 85, North Carolina Central 44**  
*Dec. 6, 2009; Cassell Coliseum*

NC Central (44)	MP	FG	FT	R	A	PF	TP
Katrice Elliott	14	0-2	0-0	1	0	1	0
Blaire Houston	22	4-7	0-1	1	1	0	9
Danielle Deberry	29	1-6	0-0	7	1	0	2
Shanise Blanks	33	8-14	0-0	1	1	2	20
Joanna Miller	26	2-13	4-10	4	3	4	9
She'Leah Battle	31	0-3	0-0	1	2	0	0
Shaina Pryor	26	1-4	2-4	5	1	4	4
Destiny Tolliver	19	0-2	0-0	5	0	4	0
Team				6			
Totals	200	16-51	6-15	31	9	15	44

Virginia Tech (85)	MP	FG	FT	R	A	PF	TP
Utahya Drye	27	5-10	0-0	9	4	0	10
Brittany Gordon	19	6-10	3-3	4	2	0	15
Nikki Davis	24	1-2	0-0	2	6	3	2
Alyssa Fenyn	22	5-6	2-4	2	1	2	13
Lindsay Biggs	20	2-6	0-0	2	2	0	4
Abby Redick	14	2-6	1-2	7	4	1	5
Aerial Wilson	20	3-7	1-1	2	0	0	9
Porschia Hadley	16	6-12	3-4	10	0	2	15
Lakeisha Logan	9	3-4	0-0	0	0	0	9
Shani Grey	1	0-0	0-0	0	0	0	0
Taylor Ayers	5	0-1	1-2	3	0	2	1
Shanel Harrison	23	1-10	0-1	11	4	2	2
Team				0			
Totals	200	34-74	12-19	52	23	12	85

NC Central	21	23	—	44
Virginia Tech	37	48	—	85

**PERCENTAGES:**

NC Central	FG%	3PT%	FT%	Reb	PF	TP%
NC Central	31.4	40.0	40.0	44		
Virginia Tech	45.9	50.0	63.2	85		

**3-POINTERS** - NCCU 6 (Blanks 4, Houston, Miller); VT 5 (Logan 3, Fenyn, Wilson)  
**BLOCKED SHOTS** - NCCU 5 (Tolliver 4, Blanks); VT 6 (Harrison 3, Drye, Davis, Ayers)  
**STEALS** - NCCU 4 (Deberry 2, Blanks 2); VT 12 (Drye 3, Davis 2, Biggs 2, Gordon, Fenyn, Logan, Grey, Harrison)  
**TURNOVERS** - NCCU 29 (Miller 6, Deberry 5, Blanks 4, Battle 4, Pryor 4, Houston 2, Tolliver 2, Elliott, Team); VT 16 (Wilson 3, Harrison 2, Biggs 2, Redick 2, Drye, Gordon, Davis, Fenyn, Logan, Grey, Ayers)  
**TECHNICAL FOULS** - None

**OFFICIALS:** Ron Ledington, Angela Lewis, Karen Gruca  
**ATTENDANCE:** 2,257

**Virginia Tech 44, Mount St. Mary's 42**  
*Dec. 9, 2009; Cassell Coliseum*

Mount St. Mary's (42)	MP	FG	FT	R	A	PF	TP
Leah Westbrook	35	2-6	1-2	9	1	3	5
Mary Dunn	40	4-7	2-2	4	1	2	10
Hassanah Oliver	38	0-5	0-0	4	3	3	0
Lauren Howell	22	3-6	0-0	3	0	2	7
Sandra Andresson	24	5-8	2-4	1	2	3	12
Courtney Nyce	5	0-2	0-0	3	0	0	0
Selina Mann	24	2-5	0-0	1	3	1	6
Syd Henderson	12	1-5	0-0	3	1	0	2
Team				3			
Totals	200	17-44	5-8	31	11	14	42

Virginia Tech (44)	MP	FG	FT	R	A	PF	TP
Utahya Drye	36	4-8	0-0	6	5	0	8
Brittany Gordon	20	1-4	1-3	6	0	0	3
Nikki Davis	19	1-5	0-0	1	1	1	2
Alyssa Fenyn	32	4-8	0-1	8	4	1	8
Lindsay Biggs	30	5-15	2-4	2	1	3	15
Abby Redick	20	1-6	0-0	5	1	0	2
Aerial Wilson	3	0-1	0-0	0	0	1	0
Porschia Hadley	10	0-0	0-0	1	0	2	0
Lakeisha Logan	3	0-1	0-0	0	0	0	0
Shani Grey	10	1-2	0-0	0	0	1	2
Shanel Harrison	17	2-6	0-0	5	0	2	4
Team				4			
Totals	200	19-56	3-8	38	12	11	44

Mount St. Mary's	27	15	—	42
Virginia Tech	12	32	—	44

**PERCENTAGES:**

Mount St. Mary's	FG%	3PT%	FT%	Reb	PF	TP%
Mount St. Mary's	38.6	23.1	62.5	42		
Virginia Tech	33.9	25.0	37.5	44		

**3-POINTERS** - MSM 3 (Mann 2, Howell); VT 3 (Biggs 3)  
**BLOCKED SHOTS** - MSM 2 (Westbrooks, Oliver); VT 6 (Harrison 4, Drye 2)  
**STEALS** - MSM 6 (Andresson 3, Westbrook, Dunn, Mann); VT 9 (Fenyn 3, Harrison 2, Biggs, Wilson, Hadley, Grey)  
**TURNOVERS** - MSM 19 (Oliver 8, Andresson 3, Mann 3, Westbrook 2, Dunn 2, Howell); VT 17 (Drye 5, Davis 3, Fenyn 3, Redick 3, Gordon, Wilson, Hadley)  
**TECHNICAL FOULS** - None

**OFFICIALS:** Bruce Morris, Mark Hardcastle, Timothy Bryant  
**ATTENDANCE:** 2,447



**GAME 10**  
**Virginia Tech 68, UAB 66 OT**  
*Queens, N.Y. • Dec. 19, 2009*

QUEENS, N.Y. – Virginia Tech got key performances in overtime from freshman Alyssa Fenyn and senior Lindsay Biggs to defeat UAB, 68-66, in the opening round of the St. John's-Chartwells Holiday Classic.

After battling to a 56-56 standstill through regulation, Tech took a 57-56 lead on a Nikki Davis free throw only to see the Blazers take the lead on a Jala Harris layup. The Hokies reclaimed the advantage, 59-58, as Fenyn nailed a jumper in the paint. Tamika Dukes made good on one of two charity tosses at the three minute mark to tie the game. On the next possession Biggs drained a three-pointer only to see Amanda Peterson can a deep trey to knot the score again at 62 midway through the extra period.

The Hokies suffered a turnover on their next possession and Dukes made them pay with a jumper with two minutes left. However, Biggs rose to the occasion again with an old-fashioned three-point play to put Tech in front to stay, 65-64. UAB missed a jumper on the following possession and Brittany Gordon was fouled. Gordon calmly stepped to the line and drained both free throws with 27 seconds remaining.

The Hokies were whistled for a foul with 10 seconds left and Dukes converted both free throws to narrow the Tech advantage to 67-66. Fenyn was fouled three seconds later and made one of two free throws. The Blazers got the rebound, but Harris missed a desperation 30-footer from the right wing as the final buzzer sounded.

Fenyn led four players in double figures with 15 points, followed by Davis with 12 points off the bench. Gordon registered her third-career double-double with 11 points and 10 rebounds while Biggs also tossed in 11.

**Virginia Tech 68, UAB 66 OT**  
*Dec. 19, 2009; Carnesecca Arena*

UAB (66)	MP	FG	FT	R	A	PF	TP
Tamika Dukes	35	4-10	3-4	5	1	4	11
Amber Jones	27	2-8	1-2	8	2	0	7
Amanda Peterson	43	6-14	3-3	1	0	2	21
Jala Harris	41	7-23	2-4	5	4	4	17
Miteka Trueheart	10	1-3	0-0	1	1	3	2
Khalilah Watson	17	0-3	2-4	3	0	4	2
Shelly Breauz	11	1-4	0-0	3	0	1	2
Nakia McDaniel	0+	0-0	0-0	0	0	0	0
TaRonda Randall	20	0-1	0-0	1	1	4	0
Erica Simpson	15	1-1	0-0	2	1	2	2
LaKenya Lowe	6	1-1	0-0	3	0	1	2
Team				7			
Totals	225	23-68	11-17	39	10	25	66

Virginia Tech (68)	MP	FG	FT	R	A	PF	TP
Utahya Drye	40	2-5	5-7	3	4	1	9
Shanel Harrison	15	2-6	2-2	2	2	4	6
Brittany Gordon	35	4-8	3-3	10	0	2	11
Alyssa Fenyn	38	5-8	5-10	9	1	2	15
Lindsay Biggs	34	4-15	1-1	3	0	1	11
Abby Redick	9	1-2	0-0	2	0	2	2
Nikki Davis	29	4-7	2-4	4	3	2	12
Porschia Hadley	9	0-0	0-1	0	0	0	0
Lakeisha Logan	3	0-0	0-0	0	0	0	0
Shani Grey	13	1-2	0-0	4	0	3	2
Team				9			
Totals	225	23-53	18-28	46	10	17	68

UAB	22	34	10	—	63
Virginia Tech	27	29	12	—	56

**PERCENTAGES:**

UAB	FG%	33.8	3PT%	36.0	FT%	64.7
Virginia Tech	FG%	43.4	3PT%	33.3	FT%	64.3

**3-POINTERS** - UAB 9 (Peterson 6, Jones 2, Harris); VT 4 (Biggs 2, Davis 2)  
**BLOCKED SHOTS** - UAB 2 (Dukes 2); VT 3 (Biggs 2, Gordon)  
**STEALS** - UAB 7 (Harris 3, Jones, Peterson, Breauz, Simpson); VT 5 (Fenyn 2, Harrison, Davis, Grey)  
**TURNOVERS** - UAB 12 (Jones 3, Peterson 2, Trueheart 2, Randall 2, Dukes, Harris, Simpson); VT 19 (Drye 10, Harrison 2, Davis 2, Gordon, Fenyn, Biggs, Hadley, Grey)  
**TECHNICAL FOULS** - UAB (Watson); VT (Fenyn)

**OFFICIALS:** Tom Danaher, Kathy Lonergan, Diana DePaul  
**ATTENDANCE:** 438

**GAME 11**  
**St. John's 75, Virginia Tech 62**  
*Queens, N.Y. • Dec. 20, 2009*

QUEENS, N.Y. – St. John's free throw shooting proved to be the difference in the Red Storm's 75-62 win over Virginia Tech in the championship game of the St. John's-Chartwells Holiday Classic. The event was played in Carnesecca Arena on the St. John's campus.

The Red Storm led by as many as seven points early in the contest only to see the Hokies briefly take a 21-20 lead just over five minutes remaining in the first half. St. John's outscored Tech, 11-5, the rest of way to build a 31-26 advantage at intermission. Eight of the 11 points in the run came at the free throw line.

The host stormed out of the locker room on an 8-0 run to increase the advantage to 13 points and the Hokies could get no closer than seven points the rest of the way.

The difference in the game was at the charity stripe where the Red Storm connected on 21-of-30 attempts while the Hokies were 9-of-13. The game also marked the first time all season Tech had not won the rebound battle as St. John's held a 43-36 edge on the boards.

Lindsey Biggs led the Hokies with 15 points, followed Utahya Drye with nine points. Nikki Davis, Porschia Hadley and Alyssa Fenyn each added eight points. Biggs and Fenyn were named to the All-Tournament team.

**St. John's 75, Virginia Tech 62**  
*Dec. 20, 2009; Carnesecca Arena*

Virginia Tech (62)	MP	FG	FT	R	A	PF	TP
Utahya Drye	32	2-9	4-4	4	0	0	9
Shanel Harrison	15	1-1	1-1	1	3	2	3
Brittany Gordon	8	0-2	0-0	1	0	2	0
Alyssn Fenyn	29	4-7	0-0	5	0	2	8
Lindsay Biggs	35	6-17	1-2	4	1	1	15
Abby Redick	18	2-6	0-0	3	1	4	4
Nikki Davis	28	4-10	0-2	3	6	3	8
Porschia Hadley	15	3-4	2-2	3	0	3	8
Shani Grey	13	1-4	1-2	2	2	1	3
Taylor Ayers	7	2-3	0-0	1	0	3	4
Team				9			
Totals	200	25-63	9-13	36	13	21	62

St. John's (75)	MP	FG	FT	R	A	PF	TP
Da'Shena Stevens	31	6-11	3-6	8	1	2	15
Joy McCorvey	26	5-5	4-6	15	1	0	14
Sky Lindsay	28	6-13	0-0	1	2	0	12
Nadirah McKenith	27	2-4	1-2	6	5	3	5
Shenneika Smith	25	5-15	4-4	4	0	3	14
Amanda Burakoski	2	0-1	1-2	0	0	0	1
Jennifer Blanding	1	0-0	0-0	0	0	0	0
Eugeneia McPherson	22	2-6	2-4	0	0	0	6
Kelly McManmon	16	0-3	0-0	1	0	1	0
Cynthia Hart	22	1-3	6-6	4	0	4	8
Team				4			
Totals	200	27-61	21-30	43	13	9	75

Virginia Tech	26	36	—	62
St. John's	31	44	—	75

**PERCENTAGES:**

Virginia Tech	FG%	39.7	3PT%	21.4	FT%	69.2
St. John's	FG%	44.3	3PT%	0.0	FT%	70.0

**3-POINTERS** - VT 3 (Biggs 2, Grey); SJU 0  
**BLOCKED SHOTS** - VT 0; SJU 1 (McCorvey)  
**STEALS** - VT 6 (Harrison 2, Drye, Redick, Davis, Grey); SJU 10 (Stevens 4, McCorvey 3, McKenith 2, McPherson)  
**TURNOVERS** - VT 18 (Harrison 5, Davis 4, Drye 3, Hadley 2, Biggs 2, Gordon, Redick); SJU 15 (McKenith 5, Smith 3, Stevens 2, McCorvey 2, Lindsay, McManmon, Hart)  
**TECHNICAL FOULS** - None

**OFFICIALS:** Tom Danaher, Diana DePaul, Kathy Lonergan  
**ATTENDANCE:** 342

**GAME 12**  
**Virginia Tech 67, NJIT 51**  
*Blacksburg, Va. • Dec. 29, 2009*

BLACKSBURG, Va. – After struggling to begin the game, Virginia Tech made a late second-half run to defeat the New Jersey Institute of Technology, 67-51, on Tuesday night in the 20th annual Hilton Garden Classic at Cassell Coliseum.

Tech missed its first five field-goal attempts and fell behind 9-2 early on, but slowly chipped away and took its first lead, 20-19, at the 6:16 mark of the first half.

NJIT hung around and trailed 46-43 with just under eight minutes to play in the second half, but that's when Tech exploded for 10 unanswered points to pull away for good. The Hokies finished the game on a 21-8 run, improving their season record to 8-4 with the win. NJIT dropped to 3-8 with the loss.

Despite hitting just one of their 14 3-point attempts, the Hokies finished the game 30-of-63 for 47.6 percent, including a mark of 55.2 percent in the second half. The lone made 3-pointer was the 158th of senior Lindsay Biggs' career, and she now sits alone in second place on Tech's all-time list in that category. She passed Sarah Hicks (1997-2002) and now has her sights set on school leader Carrie Mason's 200 made treys from 2002-06.

Fellow senior Utahya Drye recorded her seventh-career double with 13 points and 10 rebounds, while freshman Porschia Hadley added 10 and six. Redshirt junior Nikki Davis dished out a career-high eight assists.

Taiwo Oyelola paced NJIT with 16 points.

**Virginia Tech 67, NJIT 51**  
*Dec. 29, 2009; Cassell Coliseum*

NJIT (51)	MP	FG	FT	R	A	PF	TP
Ivana Seric	36	2-8	0-0	8	4	1	4
Kehinde Oyelola	17	2-7	0-0	4	0	5	5
Melanie Griffin	26	4-8	1-2	3	1	0	10
Katie Piekieski	30	2-5	2-2	1	0	1	6
Jessica Gerald	34	3-16	2-3	1	0	4	8
Rayven Johnson	10	0-1	0-0	3	1	0	0
Emily Schartner	10	1-2	0-0	0	0	0	2
Kimberly Dweck	10	0-1	0-0	0	1	1	0
Taiwo Oyelola	27	7-16	2-2	6	0	3	16
Team				7			
Totals	200	21-64	7-9	33	6	15	51

Virginia Tech (67)	MP	FG	FT	R	A	PF	TP
Utahya Drye	22	6-8	1-1	10	4	3	13
Brittany Gordon	21	4-7	1-2	4	0	1	9
Nikki Davis	25	2-3	0-0	3	8	1	4
Alyssa Fenyn	25	3-6	2-2	5	1	2	8
Lindsay Biggs	29	4-16	0-0	2	4	1	9
Abby Redick	19	0-1	0-0	6	1	0	0
Aerial Wilson	16	2-6	0-0	1	1	0	4
Porschia Hadley	16	5-8	0-0	6	0	0	10
Lakeisha Logan	2	0-0	0-0	0	0	0	0
Shani Grey	7	1-2	0-0	1	0	0	2
Taylor Ayers	2	0-0	0-0	0	0	0	0
Shanel Harrison	16	3-6	2-2	3	3	2	8
Team				4			
Totals	200	30-63	6-7	45	22	10	67

NJIT	25	26	—	51
Virginia Tech	31	36	—	67

**PERCENTAGES:**

NJIT	FG%	32.8	3PT%	12.5	FT%	77.8
Virginia Tech	FG%	47.6	3PT%	7.1	FT%	85.7

**3-POINTERS** - NJIT 2 (K. Oyelola, Griffin); VT 1 (Biggs)  
**BLOCKED SHOTS** - NJIT 0; VT 6 (Gordon 2, Harrison 2, Biggs, Hadley)  
**STEALS** - NJIT 9 (T. Oyelola 4, Seric, K. Oyelola, Gerald, Schartner, Dweck); VT 11 (Davis 5, Drye 2, Biggs, 2, Fenyn, Wilson)  
**TURNOVERS** - NJIT 17 (Griffin 5, Seric 4, Gerald 4, Schartner 2, T. Oyelola, Team); VT 18 (Drye 6, Biggs 3, Hadley 3, Fenyn 2, Redick 2, Gordon, Davis)  
**TECHNICAL FOULS** - None

**OFFICIALS:** Edward Sldasky, Rachele Jones, Karen Gruca  
**ATTENDANCE:** 2,399

**GAME 13**  
**Virginia Tech 56, Charlotte 54**  
*Blacksburg, Va. • Dec. 30, 2009*

**BLACKSBURG, Va.** – Lindsay Biggs' game-high 19 points was enough to lift Virginia Tech to a 56-54 win over Charlotte in a tightly contested Hilton Garden Classic title game at Cassell Coliseum.

Senior Utahya Drye joined Biggs in double figures by scoring 12 points, as the two combined to lead the Hokies to the tournament title for the 11th time in the past 12 years. Last year was the first time Tech had lost a game in its annual holiday tournament, now in its 20th year, since 1997.

Though the 49ers led just once early in the game, they cut the lead to one on four occasions in the second half, and, each time, Biggs or Drye answered with a big shot to cushion the Hokies' lead. The first time was at 13:41 of the second half, when Charlotte's Shannon McCallum made it 35-34 with a put-back, but Drye responded with a jumper. Kendria Holmes then hit a jumper of her own on Charlotte's next possession to make it 37-36, but Biggs fired back with one of her three treys to give Tech a four-point lead.

Charlotte's Aysha Jones hit a 3 at 4:04 to cut Tech's lead to 48-47, but a Biggs jumper a minute and a half later got it back up to three. Two free throws by McCallum at 1:22 made things interesting, but Drye ripped down an offensive rebound and laid it in with 55 ticks left to score arguably the most important bucket of the game.

It's fitting that the key shot came off of an offensive rebound, because Charlotte dominated on the offensive glass all night, grabbing 23 offensive boards to just 20 defensive boards. But Drye made hers count the most.

Tech would sink four more free throws before the end of the game to negate five Charlotte points in the final 13 seconds, and Drye credited that to Tech's aggressiveness.

Biggs was named the MVP of the event, and she was joined on the all-tournament team by Drye, Jones, Charlotte's Ashley Spriggs, NJIT's Taiwo Oyelola and CCSU's Kerriane Dugan.



*Lindsay Biggs*

**GAME 14**  
**Virginia Tech 74, UMBC 44**  
*Blacksburg, Va. • Jan. 3, 2010*

**BLACKSBURG, Va.** – Senior Utahya Drye's 14 points led seven Hokies who scored at least eight points, as the Virginia Tech women's basketball team cruised to a 74-44 victory over the University of Maryland, Baltimore County.

The win was the Hokies' third victory this season by at least 30 points. UMBC dropped to 6-7 with the loss.

The Hokies hit 12 of their first 17 shots (70.6 percent) to jump out to a 13-point lead. Tech eventually held a 20-point halftime bulge and then opened the second half on a 9-2 run to build 50-28 advantage.

Though the Hokies' shooting cooled down in the second half, they kept up the defensive pressure and forced the Retrievers into a field-goal drought of 10:13, building a game-high lead of 32 points in the process.

Joining Drye (who added 10 rebounds for her fourth double-double of the season) and Fenyn in the scoring column were Lakeisha Logan with nine points, and Porschia Hadley, Nikki Davis, Lindsay Biggs and Brittany Gordon, all with eight points each. Davis added career-highs of nine rebounds and eight assists to flirt with a triple-double.

Logan hit three of the Hokies' season-high seven 3-pointers. Tech also set a season high in team rebounds (55) and rebounding margin (+26).

Michelle Kurowski paced UMBC with 13 points.



*Nikki Davis*

**Virginia Tech 56, Charlotte 54**  
*Dec. 30, 2009; Cassell Coliseum*

Charlotte (54)	MP	FG	FT	R	A	PF	TP
Erin Floyd	32	2-6	0-0	6	2	2	4
Ashley Spriggs	35	6-14	0-0	4	0	4	12
Jennifer Hailey	21	3-10	3-6	8	0	4	9
Kendria Holmes	33	1-11	0-0	5	3	2	2
Aysha Jones	35	6-16	0-0	6	1	1	15
Jabrenta Hubbard	2	0-0	0-0	0	0	0	0
Amanda Dowe	3	0-2	0-0	2	0	0	0
Shannon McCallum	28	4-11	4-4	6	2	2	12
Jaquaria Forney	6	0-2	0-0	1	0	1	0
Jessica Johnson	3	0-0	0-0	2	1	0	0
Rachelle Coward	2	0-0	0-0	0	0	1	0
Team				7			
Totals	200	22-72	7-10	43	9	17	54

Virginia Tech (56)	MP	FG	FT	R	A	PF	TP
Utahya Drye	32	5-10	2-2	6	1	1	12
Brittany Gordon	22	0-1	0-0	6	0	0	0
Nikki Davis	22	1-4	2-3	3	2	3	4
Alyssa Fenyn	25	2-6	0-2	3	3	2	4
Lindsay Biggs	34	6-16	4-4	1	1	0	19
Abby Redick	11	2-3	0-0	1	0	1	5
Aerial Wilson	4	0-1	0-0	0	0	0	0
Shani Grey	13	1-4	1-2	3	0	2	3
Porschia Hadley	10	1-2	0-0	3	0	1	2
Taylor Ayers	6	0-0	0-0	2	0	0	0
Shanel Harrison	21	2-5	3-4	7	1	2	7
Team				5			
Totals	200	20-52	12-17	40	8	12	56

Charlotte	22	32	—	54
Virginia Tech	27	29	—	56

**PERCENTAGES:**

Charlotte	FG%	30.6	3PT%	25.0	FT%	70.0
Virginia Tech	FG%	38.5	3PT%	44.4	FT%	70.6

**3-POINTERS** - Charlotte 3 (Jones 3); VT 4 (Biggs 3, Redick)  
**BLOCKED SHOTS** - Charlotte 4 (Spriggs, Hailey, Holmes, Jones); VT 5 (Harrison 3, Ayers, Hadley)  
**STEALS** - Charlotte 6 (McCallum 2, Spriggs, Hailey, Holmes, Jones); VT 6 (Drye 2, Davis 2, Biggs, Harrison)  
**TURNOVERS** - Charlotte 15 (Floyd 4, Hailey 4, McCallum 2, Spriggs, Holmes, Jones, Hubbard, Johnson); VT 18 (Davis 7, Drye 4, Gordon, Fenyn, Biggs, Redick, Hadley, Grey, Harrison)  
**TECHNICAL FOULS** - None

**OFFICIALS:** Edward Sidlasky, Jesse Dickerson, Dawn Marsh  
**ATTENDANCE:** 2,264

**Virginia Tech 74, UMBC 44**  
*Jan. 3, 2010; Cassell Coliseum*

UMBC (44)	MP	FG	FT	R	A	PF	TP
Meghan Colabella	31	3-9	0-0	5	1	1	6
Tope Obajolu	12	1-3	0-0	0	0	4	2
Carlee Cassidy	25	3-14	0-0	3	1	2	8
Michelle Kurowski	40	6-15	1-1	2	2	3	13
Michele Brokans	20	0-1	0-0	0	2	0	0
Chrissy Robinson	15	0-1	0-0	5	1	3	0
Chelsea Barker	8	0-3	0-0	1	1	0	0
Katie Brooks	27	3-9	1-2	6	3	0	7
Erin Brown	22	3-7	0-0	2	1	4	8
Team				5			
Totals	200	19-62	2-3	29	12	13	44

Virginia Tech (74)	MP	FG	FT	R	A	PF	TP
Utahya Drye	24	6-9	2-3	10	4	1	14
Brittany Gordon	17	4-6	0-1	3	0	0	8
Nikki Davis	25	3-5	0-0	9	8	0	8
Alyssa Fenyn	20	4-10	4-4	5	0	0	12
Lindsay Biggs	22	3-9	0-0	0	4	1	8
Abby Redick	18	2-7	1-1	6	1	0	5
Aerial Wilson	11	0-2	0-1	1	0	3	0
Shani Grey	9	0-0	0-2	1	1	0	0
Porschia Hadley	15	4-7	0-1	3	0	2	8
Lakeisha Logan	13	3-7	0-0	2	0	0	9
Taylor Ayers	6	0-3	0-0	2	0	0	0
Shanel Harrison	20	1-4	0-0	6	3	0	2
Team				7			
Totals	200	30-69	7-13	55	21	7	74

UMBC	26	18	—	44
Virginia Tech	46	28	—	74

**PERCENTAGES:**

UMBC	FG%	30.6	3PT%	18.2	FT%	66.7
Virginia Tech	FG%	43.5	3PT%	36.8	FT%	53.8

**3-POINTERS** - UMBC 4 (Cassidy 2, Brown 2); VT 7 (Logan 3, Davis 2, Biggs 2)  
**BLOCKED SHOTS** - UMBC 4 (Colabella 3, Robinson); VT 3 (Harrison, Gordon, Biggs)  
**STEALS** - UMBC 5 (Kurowski 2, Robinson, Brooks, Brown); VT 5 (Fenyn 2, Drye, Davis, Logan)  
**TURNOVERS** - UMBC 15 (Cassidy 3, Kurowski 3, Colabella 2, Obajolu 2, Brokans, Robinson, Barker, Brooks, Brown); VT 15 (Hadley 4, Ayers 3, Redick 3, Davis 2, Biggs, Logan, Harrison)  
**TECHNICAL FOULS** - None

**OFFICIALS:** Tommy Salerno, Dan Outlaw, Diana DePaul  
**ATTENDANCE:** 2,366

**GAME 15**  
**Wake Forest 66, Virginia Tech 63**  
*Winston-Salem, N.C. • Jan. 7, 2010*

**WINSTON-SALEM, N.C.** – Wake Forest used an 11-1 run in the final 4:19 to pull off a come-from-behind 66-63 victory over Virginia Tech at Joel Coliseum in the Atlantic Coast Conference opener for both teams. After a back-and-forth second half, Tech seemed to have taken control when Lindsay Biggs nailed a trey to complete an 8-0 run that gave the Hokies a 62-55 lead. Unfortunately, that was the point where Wake Forest began the comeback.

Demon Deacon freshman center Sandra Garcia, who had a game-high 22 points, keyed the winning charge by scoring seven points down the stretch. Garcia nailed a go-ahead three-pointer from the left wing with 23 seconds left on the clock, giving Wake a 65-63 advantage. Following a Demon Deacon timeout to set up the defense, the Hokies got the ball inside to Alyssa Fenyn, but her layup attempt was blocked by Brittany Waters with only four ticks remaining in the contest. After a Tech foul, Secily Ray made the second of two free throws and the Hokies used their final timeout.

Nikki Davis raced up the floor into the frontcourt, but had the ball stolen by freshman Lakevia Boykin as time expired.

The opening half featured big runs by each team as the Demon Deacons jumped out to an 11-2 lead in the first three minutes, forcing the Hokies to take a quick timeout. Tech, behind three-point buckets from Biggs and Davis, responded with a 20-4 run to briefly take a 22-18 lead. The teams battled back and forth, with the Hokies taking a 33-30 lead to the locker room.

Utahya Drye led Tech with 15 points, including 12 in the second half. Davis finished the game with 14 points including two treys, while Fenyn and Biggs added eight points each.



*Utahya Drye*

**GAME 16**  
**Virginia Tech 79, #10/11 UNC 64,**  
*Blacksburg, Va. • Jan. 14, 2010*

**BLACKSBURG, Va.** – Can a 15-point blowout victory, one in which the winning team led by as many as 23 with eight minutes to play, be accurately called an upset?

Maybe, maybe not. But for the Virginia Tech women's basketball team, the answer is a resounding yes.

The Hokies, winless against ranked teams since early 2006 and winless against preseason ACC favorite North Carolina since 1984, pulled off one for the memories, topping the 10th-ranked Tar Heels to record a 79-64 victory in the conference home opener at Cassell Coliseum.

The Hokies completed this upset in dominating fashion, outclassing the much taller Tar Heels in every facet of the game aside from rebounding. Though Carolina grabbed 51 rebounds to Tech's 37, 29 of them came on the offensive end as a result of the Hokies' defense limiting Carolina to 33 percent shooting for the game.

Meanwhile, Tech hit 49 percent of its shots, many of which came off of UNC's 24 turnovers. The Hokies tallied 32 points off of turnovers, as well as 50 points in the paint, as they routinely found the open player for the easy bucket.

One of those players was junior Brittany Gordon, who scored a career-high 17 points despite fouling out of the game.

Gordon was joined in double figures by Biggs (19), Drye (16) and freshman Alyssa Fenyn (10).

Freshman Porschia Hadley, who nearly matched her career blocks total of five by sending away four shots, stopped the bleeding with a jumper at 5:45. The teams traded points from there on out, as the Hokie faithful prepared to rush the court. But Tech stayed the course until it knew the game was in hand.



*Porschia Hadley*

**Wake Forest 66, Virginia Tech 63**  
*Jan. 7, 2010; Joel Coliseum*

Virginia Tech (63)	MP	FG	FT	R	A	PF	TP
Utahya Drye	33	6-12	3-6	6	1	0	15
Brittany Gordon	12	2-4	0-1	3	0	3	4
Nikki Davis	25	4-6	4-4	5	5	4	14
Alyssa Fenyn	31	3-8	2-2	5	0	2	8
Lindsay Biggs	32	2-8	2-2	2	2	1	8
Abby Redick	22	2-3	1-2	3	2	1	5
Porschia Hadley	13	1-3	0-0	2	0	3	2
Shani Grey	15	1-3	0-0	1	1	0	2
Shanel Harrison	17	1-2	3-4	6	2	2	5
Team			0				
Totals	200	22-49	15-21	33	13	13	63

Wake Forest (66)	MP	FG	FT	R	A	PF	TP
Brittany Waters	28	4-9	1-1	7	2	2	9
Secily Ray	31	1-6	1-2	4	1	2	3
Sandra Garcia	25	7-13	5-6	6	0	4	22
Brooke Thomas	19	1-4	0-0	1	7	5	2
Lakevia Boykin	31	4-13	0-0	4	6	1	12
Camille Collier	16	2-7	0-0	0	0	0	6
Courtney Morris	19	0-3	0-0	2	1	1	0
Tiffany Roulhac	2	0-1	0-0	0	0	0	0
Patrice Johnson	3	1-1	0-0	0	0	1	2
Asia Williams	12	1-1	1-2	8	0	2	3
Mykala Walker	14	2-3	1-2	2	0	1	7
Team			2				
Totals	200	23-61	9-13	36	17	19	66

Virginia Tech	<b>33</b>	<b>30</b>	—	<b>63</b>
Wake Forest	30	36	—	66

**PERCENTAGES:**

Virginia Tech	FG%	44.9	3PT%	36.4	FT%	71.4
Wake Forest	FG%	37.7	3PT%	40.7	FT%	69.2

- 3-POINTERS** - VT 4 (Biggs 2, Davis 2); WFU 11 (Boykin 4, Garcia 3, Collier 2, Walker 2)  
**BLOCKED SHOTS** - VT 3 (Harrison 2, Drye); WFU 6 (Waters 3, Ray 2, Walker)  
**STEALS** - VT 7 (Davis 3, Drye, Grey, Redick, Harrison); WFU 9 (Thomas 3, Boykin 2, Waters, Ray, Morris, Walker)  
**TURNOVERS** - VT 19 (Davis 6, Fenyn 4, Biggs 3, Drye 2, Hadley 2, Harrison 2); WFU 17 (Waters 4, Garcia 3, Thomas 3, Ray 2, Boykin, Collier, Roulhac, Williams, Team)  
**TECHNICAL FOULS** - None

**OFFICIALS:** Dennis DeMayo, Maj Forsberg, Karen Preato  
**ATTENDANCE:** 680

**Virginia Tech 79, #10/11 North Carolina 64**  
*Jan. 14, 2010; Cassell Coliseum*

#10/11 UNC (64)	MP	FG	FT	R	A	PF	TP
Waltiea Rolle	20	1-2	0-2	8	1	2	2
Laura Broomfield	25	5-11	1-2	14	0	1	11
She'la White	23	3-6	4-6	2	1	3	12
Cetera DeGraffenreid	31	1-11	3-6	2	3	1	5
Italee Lucas	26	3-13	2-2	2	3	3	9
Nyree Williams	1	0-0	0-0	1	0	1	0
Trinity Burse	10	1-3	0-0	1	0	1	2
Chay Shegog	26	6-12	1-4	9	0	2	13
Krista Gross	10	1-4	0-0	1	1	0	2
Martina Wood	4	0-2	0-0	1	0	1	0
C. Robertson-Warren	4	0-0	0-0	1	0	1	0
Tierra Ruffin-Pratt	20	3-8	1-2	3	0	2	8
Team			6				
Totals	200	24-72	12-24	51	9	18	64

Virginia Tech (79)	MP	FG	FT	R	A	PF	TP
Utahya Drye	35	8-15	0-1	9	4	2	16
Brittany Gordon	21	7-8	3-6	7	0	5	17
Nikki Davis	32	2-7	3-4	0	11	2	8
Alyssa Fenyn	28	4-9	2-4	4	5	2	10
Lindsay Biggs	35	8-16	0-0	4	1	3	19
Abby Redick	11	1-2	0-0	3	0	0	2
Porschia Hadley	19	1-4	1-2	4	0	1	3
Shanel Harrison	19	2-6	0-0	3	1	3	4
Team			3				
Totals	200	33-67	9-17	37	22	18	79

#10/11 North Carolina	31	33	—	64
Virginia Tech	35	26	—	52

**PERCENTAGES:**

North Carolina	FG%	33.3	3PT%	23.5	FT%	50.0
Virginia Tech	FG%	49.3	3PT%	28.6	FT%	52.9

- 3-POINTERS** - UNC 4 (White 2, Lucas, Ruffin-Pratt); VT 4 (Biggs 3, Davis)  
**BLOCKED SHOTS** - UNC 4 (Rolle 2, Lucas, Robertson-Warren); VT 8 (Hadley 4, Biggs 2, Davis, Harrison)  
**STEALS** - UNC 8 (DeGraffenreid 4, Gross 2, White, Robertson-Warren); VT 4 (Drye, Davis, Fenyn, Redick)  
**TURNOVERS** - UNC 24 (DeGraffenreid 5, Rolle 4, Wood 3, Broomfield 2, White 2, Lucas 2, Shegog 2, Burse, Robertson-Warren, Ruffin-Pratt, Team); VT 16 (Harrison 4, Davis 3, Biggs 3, Drye 3, Gordon, Fenyn, Redick)  
**TECHNICAL FOULS** - None

**OFFICIALS:** Susan Blauch, Luis Gonzalez, Dan Outlaw  
**ATTENDANCE:** 2,325



**GAME 17**  
**#25/24 Virginia 70, Virginia Tech 56**  
*Blacksburg, Va. • Jan. 18, 2010*

**BLACKSBURG, Va.** – Virginia senior Monica Wright's 27 points proved too much to overcome as Virginia Tech lost to the 25th-ranked Cavaliers, 70-56, and fell short in its bid to defeat ranked teams in back-to-back games for the first time in program history.

Though the Virginia defense only forced 10 turnovers (a season-low for Tech), it did hold the Hokies to 36.5 percent shooting, including a mark of 27.8 percent in the first half.

Despite that, Tech trailed by just two (25-23) at the half, and briefly took a 27-25 lead two minutes into the second stanza. An 8-2 spurt by the Cavaliers gave them a 33-29 advantage, but Tech freshman Porschia Hadley's jumper cut it back to a pair at 33-31.

That's when Wright and Virginia took over for good, reeling off an 18-6 run over a five-minute stretch that put the visitors up, 51-37, with 10 minutes to play.

Virginia nailed 18 of its 29 shot attempts (62.1 percent) in the second half, with Wright scoring 17 of her points in the half. Wright hit 11-of-17 in the game, and improved upon her scoring average of 20.9 points per game that ranked second in the ACC.

Virginia Tech senior Utahya Drye put on a show of her own, hitting 8-of-14 from the field, and 2-of-3 from the line, to tally a season- and team-high 18 points.

Drye didn't receive much help, however, as the rest of the Hokies combined to shoot 31 percent (15-of-49). Only fellow senior Lindsay Biggs scored more than six, as she went 4-of-11, including 3-of-7 from downtown, for 11 points.

Drye added seven rebounds, six assists and two steals for the Hokies, who have now lost seven straight to Virginia.

For Virginia, Wright was joined in double figures by Whitney Edwards (11 points) and Ariana Mooror (10).

**GAME 18**  
**#6 Duke 69, Virginia Tech 38**  
*Durham, N.C. • Jan. 21, 2010*

**DURHAM, N.C.** – After keeping things close in the first half, a second half offensive explosion from sixth-ranked Duke proved to be too much for Virginia Tech in a 69-38 loss at Cameron Indoor Stadium.

The Blue Devils, whose 23-game home-winning streak was broken in their previous outing by top-ranked Connecticut, came out ready to play after the halftime break. After struggling offensively in the first half, the Blue Devils shot an improved 60 percent from the field in the second half, helped along by a 14-2 run to start the half.

Conversely, the Hokies weren't able to get anything going offensively in the second half, as they struggled to shoot only 27.3 percent. Brittany Gordon, who tallied 10 points in the half, was the only Hokie in double figures with 14 points and a team-high eight rebounds. Tech, who had only 26 turnovers combined in its previous two games against North Carolina and Virginia, suffered the same number against Duke, and the Blue Devils converted those turnovers into 28 points.

Both teams struggled offensively in the first half with Duke taking a 22-15 lead to the locker room. The 15 points were the fewest points scored by the Hokies in any half of an ACC game since the Hokies entered the league in 2004. The 38 points also set a new program low for fewest points in an ACC game.

**GAME 19**  
**Virginia Tech 73, Miami 69**  
*Miami, Fla. • Jan. 24, 2010*

**CORAL GABLES, Fla.** – Nikki Davis had the game of her college career Sunday afternoon, scoring 29 points to lead Virginia Tech to a 73-69 victory over Miami at BankUnited Center on the University of Miami campus.

Davis set career highs with five three-point field goals and 14 free throws in 18 attempts. The free throws made and attempted were the most by a Tech player in an ACC contest. Also, the 29-point performance ties for the seventh most points in a game in Tech history. Utahya Drye added 20 points and nine rebounds. Brittany Gordon had a game-high 10 rebounds for the Hokies.

Shenise Johnson led three Miami players in double figures with 18 points followed by Riguna Williams and Diane Barnes with 15 and 14 points, respectively. Williams, who entered the game leading the ACC averaging 21.2 points a game, was only 4-of-17 from the field and picked up most her points in the waning moments of the contest.

Miami led by six, 35-29, at intermission before the Hokies tied the game at 42-42 six minutes deep into the second half. Miami tied the game at 46 on a Johnson layup with 12:04 left in the game. That would be the Hurricanes last field goal until hit a jumper with only 92 ticks left on the clock. During the span, the Hokies would put together a 19-10 run to build a 65-56 advantage.

Two Davis free throws gave Tech its largest lead, 67-56, moments later and the Hokies held on for the win.

Just three days after No. 6 Duke limited the Hokies to only 38 total points, a Tech low for scoring output in an ACC game, the Hokies responded with 44 points in the second half versus the Hurricanes, including 18 points from the charity stripe. Tech entered the game averaging only 3.8 three-point field goals per game, connected on 6-of-11 from behind the arc while Miami, averaging 6.8 treys, made only 2-of-16 attempts.

**#25/24 Virginia 70, Virginia Tech 56**  
*Jan. 18, 2010; Cassell Coliseum*

#25/23 Virginia (70)	MP	FG	FT	R	A	PF	TP
Chelsea Shine	26	2-5	0-0	8	2	1	4
Simone Egwu	17	0-1	0-0	4	0	2	0
Lexie Gerson	10	0-3	0-0	0	1	1	0
Ariana Mooror	38	4-12	1-2	6	3	2	10
Monica Wright	30	11-17	3-4	3	3	4	27
Whitney Edwards	26	4-7	2-2	5	0	0	11
Paulisha Kellum	29	4-7	0-0	3	3	4	8
Telia McCall	15	2-4	1-2	6	0	3	5
Jayna Hartig	5	1-1	0-0	0	0	0	3
Britny Edwards	4	1-2	0-0	3	0	0	2
Team				3			
Totals	200	29-59	7-10	41	12	17	70

Virginia Tech (56)	MP	FG	FT	R	A	PF	TP
Utahya Drye	38	8-14	2-3	7	6	1	18
Brittany Gordon	26	2-6	2-2	4	0	2	6
Nikki Davis	28	2-8	0-1	2	4	0	4
Alyssa Fenyn	26	2-7	2-3	2	4	0	6
Lindsay Biggs	34	4-11	0-0	1	0	1	11
Abby Redick	11	0-2	0-2	1	0	1	0
Aerial Wilson	4	1-2	0-0	0	0	0	2
Porschia Hadley	12	3-6	0-0	4	0	4	6
Lakeisha Logan	8	0-2	0-0	0	1	0	0
Shanel Harrison	13	1-5	1-2	3	1	1	3
Team				7			
Totals	200	23-63	7-13	31	16	10	56

#25/24 Virginia	25	45	—	70
Virginia Tech	23	33	—	56

**PERCENTAGES:**

Virginia	FG%	49.2	3PT%	35.7	FT%	70.0
Virginia Tech	FG%	36.5	3PT%	21.4	FT%	53.8

**3-POINTERS** - UVa 5 (Wright 2, Mooror, Edwards, Hartig); VT 3 (Biggs 3)  
**BLOCKED SHOTS** - UVa 8 (Shine 2, Wright 2, McCall 2, Egwu, Gerson); VT 3 (Harrison 2, Biggs)  
**STEALS** - UVa 4 (Wright 2, Edwards, Kellum); VT 7 (Davis 3, Drye 2, Fenyn, Logan)  
**TURNOVERS** - UVa 14 (Mooror 4, Shine 2, Wright 2, Egwu, Gerson, Edwards, Kellum, Hartig, Team); VT 10 (Drye 3, Biggs 3, Davis 2, Logan, Harrison)  
**TECHNICAL FOULS** - None

**OFFICIALS:** Wesley Dean, Lawson Newton, Jesse Dickerson  
**ATTENDANCE:** 2,648

**#6/7 Duke 69, Virginia Tech 38**  
*Jan. 21, 2010; Cameron Indoor Stadium*

Virginia Tech (38)	MP	FG	FT	R	A	PF	TP
Utahya Drye	31	2-8	4-4	5	2	4	8
Brittany Gordon	33	4-5	6-6	8	0	4	14
Nikki Davis	18	0-2	0-0	2	3	1	0
Alyssa Fenyn	18	0-5	0-0	2	3	3	0
Lindsay Biggs	30	2-11	1-2	4	0	1	5
Abby Redick	14	0-1	0-1	5	1	2	0
Aerial Wilson	13	0-3	0-0	2	0	0	0
Porschia Hadley	10	1-3	0-0	0	0	1	2
Lakeisha Logan	7	1-2	0-0	0	1	0	3
Taylor Ayers	2	0-0	0-2	0	0	0	0
Shanel Harrison	24	2-7	1-2	2	1	0	6
Team				4			
Totals	200	12-47	12-17	34	8	16	38

#6/7 Duke (69)	MP	FG	FT	R	A	PF	TP
Bridgette Mitchell	21	2-8	2-2	3	2	1	6
Joy Cheek	22	4-8	1-2	5	2	2	10
Krystal Thomas	29	6-10	5-6	6	3	2	17
Jasmine Thomas	27	6-15	0-0	3	0	1	14
Keturah Jackson	23	2-3	2-2	4	4	2	6
Chelsea Hopkins	9	0-1	1-2	1	2	0	1
Shay Selby	13	0-0	0-0	5	2	2	0
Karima Christmas	20	2-4	0-1	4	1	2	4
Kathleen Scheer	9	2-5	0-0	1	0	0	5
Alexis Rogers	8	0-2	0-0	1	1	1	0
Allison Vernerey	19	3-9	0-0	5	0	3	6
Team				3			
Totals	200	27-65	11-15	41	17	16	69

Virginia Tech	15	23	—	38
#6/7 Duke	22	47	—	69

**PERCENTAGES:**

Virginia Tech	FG%	25.5	3PT%	22.2	FT%	70.6
Duke	FG%	41.5	3PT%	33.3	FT%	73.3

**3-POINTERS** - VT 2 (Harrison, Logan); Duke 4 (Thomas 2, Cheek, Scheer)  
**BLOCKED SHOTS** - VT 2 (Gordon 2); Duke 6 (Cheek 2, Thomas 2, Mitchell, Jackson)  
**STEALS** - VT 10 (Harrison 3, Fenyn 2, Drye, Gordon, Davis, Biggs, Redick); Duke 19 (Thomas 6, Mitchell 3, Cheek 2, Jackson 2, Christmas 2, Vernerey 2, Thomas, Scheer)  
**TURNOVERS** - VT 26 (Gordon 5, Drye 4, Davis 4, Redick 4, Harrison 4, Biggs 2, Wilson, Hadley, Team); Duke 15 (Mitchell 3, Thomas 3, Cheek 2, Thomas 2, Vernerey 2, Selby, Christmas Team)  
**TECHNICAL FOULS** - None

**OFFICIALS:** Kathleen Lynch, Carla Fountain, Billy Smith  
**ATTENDANCE:** 3,435

**Virginia Tech 73, Miami 69**  
*Jan. 24, 2010; BankUnited Center*

Virginia Tech (73)	MP	FG	FT	R	A	PF	TP
Utahya Drye	38	10-12	0-1	9	4	2	20
Brittany Gordon	25	1-3	3-6	10	0	3	5
Nikki Davis	30	5-10	14-18	2	0	3	29
Alyssa Fenyn	35	1-6	1-2	2	4	4	3
Lindsay Biggs	29	3-9	0-0	1	1	2	7
Abby Redick	12	1-1	0-0	3	1	3	2
Aerial Wilson	7	0-1	0-0	1	1	1	0
Taylor Ayers	8	0-0	4-4	2	0	4	4
Shanel Harrison	16	1-4	1-2	3	3	5	3
Team				0			
Totals	200	22-46	23-33	33	14	26	73

Miami (69)	MP	FG	FT	R	A	PF	TP
Charmaine Clark	33	1-7	2-3	4	2	3	4
Diane Barnes	27	5-8	4-7	5	0	3	14
Sylvia Bullock	24	1-3	2-2	3	0	1	4
Riguna Williams	28	4-17	6-9	7	0	4	15
Shenise Johnson	34	6-14	5-8	7	4	2	18
Stephanie Yderstrom	18	1-6	2-2	1	1	5	4
Shanel Williams	12	2-3	0-0	1	0	0	4
Morgan Stroman	23	2-5	2-3	7	2	4	6
Team				9			
Totals	200	22-63	23-34	44	9	22	69

Virginia Tech	29	44	—	73
Miami	35	34	—	69

**PERCENTAGES:**

Virginia Tech	FG%	47.8	3PT%	54.5	FT%	69.7
Miami	FG%	34.9	3PT%	12.5	FT%	67.6

**3-POINTERS** - VT 6 (Davis 5, Biggs); UM 2 (R. Williams, Johnson)  
**BLOCKED SHOTS** - VT 7 (Fenyn 2, Biggs 2, Harrison 2, Gordon); UM 5 (R. Williams 2, Johnson, Yderstrom, Stroman)  
**STEALS** - VT 8 (Davis 3, Fenyn 2, Biggs 2, Ayers); UM 14 (Johnson 7, Clark 3, Stroman 2, Yderstrom, S. Williams)  
**TURNOVERS** - VT 20 (Drye 4, Biggs 4, Gordon 3, Davis 3, Fenyn 2, Redick 2, Wilson 2); UM 15 (Stroman 4, Yderstrom 3, R. Williams 3, Johnson 2, Clark, Bullock, Team)  
**TECHNICAL FOULS** - Miami bench

**OFFICIALS:** Joe Cunningham, Taiqua Stewart, Tom Danaher  
**ATTENDANCE:** 728



**GAME 20**  
**Maryland 60, Virginia Tech 44**  
*Blacksburg, Va. • Jan. 28, 2010*

**BLACKSBURG, Va.** – A few scoring spurts in each half, with big numbers from Lori Bjork and Lynetta Kizer, lifted the visiting Maryland Terrapins over Virginia Tech, 60-44.

Tech hung with the Terps for the first 15 minutes, but Maryland, sparked by three treys from Bjork, went on a 14-1 run over a 3:20 stretch to take a 29-18 lead. Maryland drilled five treys in the first half, and after four quick points from the Hokies, took a 29-22 lead into the break.

The Hokies then scored the first four points of the second half to pull within three, prompting a timeout by Maryland at the 17:59 mark. The Terps then began pounding it inside to the 6-foot-4 Kizer, who netted six points in the middle of a pivotal 11-0 run that gave Maryland a 14-point lead, 40-26, with 14:36 to play.

Kizer went on to score 15 of her 18 points in the second half, and Tech never got within 10 points the rest of the way.

Though Tech out-classed the Terps in points off turnovers, fast-break points, blocks, steals and free-throw shooting, Maryland gained big advantages in rebounding and field-goal shooting.

One thing that troubled the Hokies all night was the absence of starting point guard Nikki Davis, who injured her knee in practice and did not play.

The 29 percent success rate was the second lowest mark of the season for Tech, and the Hokies only hit 8 percent (1-for-12) from 3-point range. That low number was because normal sharpshooter Lindsay Biggs spent the game at point guard in place of Davis and never found her stroke.

Utahya Drye led the Hokies with 15 points on 5-of-10 shooting, while Alyssa Fenyn added 11 and Shanel Harrison scored 10, with a team-high seven rebounds. Bjork ended up with 22 points on 8-of-11 shooting, including 4-of-7 from long distance. Kizer pulled down 16 rebounds to go with her 18 points and four steals.

**Maryland 60, Virginia Tech 44**  
*Jan. 28, 2010; Cassell Coliseum*

Maryland (60)	MP	FG	FT	R	A	PF	TP
Diandra Tchatchouang	29	3-9	0-3	6	1	1	6
Lynetta Kizer	29	8-13	1-4	16	0	2	18
Dara Taylor	34	1-6	1-2	2	9	2	3
Kim Rodgers	14	0-4	0-0	3	0	0	0
Lori Bjork	37	8-11	2-2	0	0	2	22
Jackie Nared	19	2-5	0-0	8	1	1	5
Anjale Barrett	15	2-7	0-0	5	1	0	4
Yemi Oyeifuwa	4	0-0	0-0	0	0	2	0
Tianna Hawkins	19	1-5	0-2	4	0	2	2
Team				5			
Totals	200	25-60	4-13	49	12	12	60

Virginia Tech (44)	MP	FG	FT	R	A	PF	TP
Utahya Drye	37	5-10	4-4	4	1	0	15
Brittany Gordon	33	0-6	0-0	6	2	3	0
Alyssa Fenyn	29	4-7	3-4	4	0	2	11
Lindsay Biggs	33	1-9	0-2	1	3	4	2
Shanel Harrison	25	5-9	0-0	7	1	1	10
Abby Redick	6	1-3	0-0	0	0	0	2
Aerial Wilson	7	0-2	0-0	0	0	0	0
Lakeisha Logan	9	0-4	0-0	0	0	0	0
Shani Grey	11	1-4	1-2	2	0	0	3
Taylor Ayers	10	0-4	1-2	3	0	1	1
Team				8			
Totals	200	17-58	9-14	35	7	11	44

Maryland	29	31	—	60
Virginia Tech	22	22	—	44

**PERCENTAGES:**

Maryland	FG%	41.7	3PT%	40.0	FT%	30.8
Virginia Tech	FG%	29.3	3PT%	8.3	FT%	64.3

**3-POINTERS** - UMD 6 (Bjork 4, Kizer, Nared); VT 1 (Drye)  
**BLOCKED SHOTS** - UMD 4 (Tchatchouang 2, Kizer, Hawkins); VT 5 (Gordon 3, Ayers 2)  
**STEALS** - UMD 6 (Kizer 4, Taylor 2); VT 11 (Drye 3, Gordon 3, Fenyn, Biggs, Harrison, Redick, Ayers)  
**TURNOVERS** - UMD 22 (Tchatchouang 5, Kizer 4, Taylor 3, Barrett 3, Rodgers 2, Bjork 2, Nared, Oyeifuwa, Hawkins); VT 16 (Drye 6, Harrison 4, Fenyn 2, Biggs, Wilson, Logan, Team)  
**TECHNICAL FOULS** - None

**OFFICIALS:** Joe Cunningham, Dan Outlaw, Joseph Vaszily  
**ATTENDANCE:** 2725

**GAME 21**  
**#25 Georgia Tech 61, Virginia Tech 47**  
*Blacksburg, Va. • Jan. 31, 2010*

**ATLANTA, Ga.** – The combination of cold shooting and turnovers proved costly as Virginia Tech lost, 61-47, to No. 25 Georgia Tech at Alexander Memorial Coliseum on the Georgia Tech campus.

Tech, which suffered two scoring droughts of six and five minutes in the first half, trailed only 31-24 at intermission. However, Georgia Tech slowly pulled away in the second half to extend its lead to as many as 20 points and cruised to the victory.

The Hokies, playing a second straight game without point guard Nikki Davis who suffered a knee strain in practice on Tuesday, struggled from the field the entire afternoon shooting only 30.5 percent (18-59). Utahya Drye was the only Tech player in double figures with 15 points and 11 rebounds. The double-double was the ninth of her career.

While Drye was 6-of-13 from the field, Tech starters Brittany Gordon, Alyssa Fenyn, Lindsay Biggs and Shanel Harrison combined to connect on only 4-of-31 field goal attempts. The Hokies suffered 18 turnovers which Georgia Tech converted into 22 points.

The Hokies did get good production out of freshman Aerial Wilson who contributed eight points, including a three-point field goal. The Tech bench also outscored the Yellow Jacket bench, 22-11.

Georgia Tech placed four players in double figures led by Brigitte Ardossi with 15 points while Alex Montgomery, Sasha Goodlett and Deja Foster each finished with 11 points. Montgomery left the game late in the first half after hitting three treys with a severe sinus infection.

**#25 Georgia Tech 61, Virginia Tech 47**  
*Jan. 31, 2010; Alexander Memorial Coliseum*

Virginia Tech (47)	MP	FG	FT	R	A	PF	TP
Utahya Drye	38	6-13	3-3	11	4	2	15
Brittany Gordon	22	1-7	0-0	6	0	2	2
Alyssa Fenyn	25	2-13	2-2	4	1	1	6
Lindsay Biggs	32	0-7	0-0	1	4	1	0
Shanel Harrison	19	1-4	0-0	7	3	3	2
Abby Redick	12	0-2	0-0	4	0	1	0
Aerial Wilson	12	3-5	1-2	0	0	0	8
Porschia Hadley	10	1-2	1-1	1	1	1	3
Shani Grey	22	2-4	2-2	4	2	1	6
Taylor Ayers	8	2-2	1-2	1	1	2	5
Team				0			
Totals	200	18-59	10-12	45	16	14	47

#25 Georgia Tech (61)	MP	FG	FT	R	A	PF	TP
Alex Montgomery	10	4-9	0-0	2	1	1	11
Brigitte Ardossi	36	5-12	5-5	7	2	2	15
Sasha Goodlett	31	5-12	1-3	8	2	0	11
Sharena Taylor	16	1-4	0-0	2	0	1	2
Deja Foster	36	5-9	1-3	6	4	1	11
Mo Bennett	26	2-11	1-2	9	2	3	5
Metra Walthour	28	1-3	0-0	2	7	2	2
LaQuanisha Adams	3	0-1	0-0	0	0	0	0
Chelsea Regins	11	2-4	0-1	0	0	1	4
Jasmine Blain	3	0-1	0-0	0	0	0	0
Team				6			
Totals	200	25-66	8-14	42	18	11	61

Virginia Tech	24	23	—	47
#25 Georgia Tech	31	30	—	61

**PERCENTAGES:**

Virginia Tech	FG%	30.5	3PT%	10.0	FT%	83.3
Georgia Tech	FG%	37.9	3PT%	27.3	FT%	57.1

**3-POINTERS** - VT 1 (Wilson); GT 3 (Montgomery)  
**BLOCKED SHOTS** - VT 2 (Hadley); GT 3 (Goodlett, Bennett, Blain)  
**STEALS** - VT 6 (Grey 3, Drye, Fenyn, Biggs); GT 10 (Foster 3, Montgomery 2, Bennett 2, Ardossi, Goodlett, Regins)  
**TURNOVERS** - VT 18 (Biggs 4, Grey 3, Fenyn 3, Harrison 2, Drye, Gordon, Redick, Wilson, Hadley, Ayers); GT 12 (Foster 4, Ardossi 2, Bennett 2, Goodlett, Taylor, Walthour, Adams)  
**TECHNICAL FOULS** - None

**OFFICIALS:** Wesley Dean, Angelica Suffren, Diana DePaul  
**ATTENDANCE:** 2,793

**GAME 22**  
**Wake Forest 58, Virginia Tech 51**  
*Blacksburg, Va. • Feb. 5, 2010*

**BLACKSBURG, Va.** – Despite holding an 11-point lead with under eight minutes to play, Virginia Tech fell to visiting Wake Forest, 58-51, at Cassell Coliseum after coming out on the wrong end of an 18-0 run.

The Hokies held their largest lead at the 10:19 mark of the second half after a Shanel Harrison 3-pointer capped a 20-8 run by Tech and made it 45-33. After Wake's Tiffany Roulhac matched Harrison with a trey of her own and Tech's Alyssa Fenyn hit a lay-up with 7:45 remaining to make it 47-36, Tech's lead began to crumble.

In fact, Tech threw the ball away eight times in a span of 4:17, while Wake Forest paired Tech's miscues with 18 unanswered points to take a 54-47 advantage with 1:47 remaining. Wake's Secily Ray started the run and ended it, totaling seven of her 13 points – all of which came in the second half – during the game-changing spurt.

Harrison finally hit a jumper with 53 seconds remaining to stop the bleeding, but the damage was done – Tech had endured a scoring drought of 6:52 and they were left without any timeouts.

The Hokies only turned the ball over once more than Wake did (17-16), but nearly half of the turnovers came during that four-minute stretch to compound the effect.

After shooting only 30 percent in the first half, the Deacs hit on 55.6 percent of their shots in the second half and wound up with three players in double figures. In addition to Ray's 13 points, Sandra Garcia added 17 (and a game-high 12 rebounds) and Brittany Waters netted 10.

Biggs paced the Hokies with 12 points on 5-of-13 shooting, while Drye and Harrison added nine points apiece. Shani Grey scored a season-high eight points.

**Wake Forest 58, Virginia Tech 51**  
*Feb. 5, 2010; Cassell Coliseum*

Wake Forest (58)	MP	FG	FT	R	A	PF	TP
Brittany Waters	22	4-9	1-2	4	3	2	10
Secily Ray	33	6-16	0-1	8	1	1	13
Sandra Garcia	32	8-13	1-4	12	0	2	12
Brooke Thomas	23	0-5	1-2	1	3	1	1
Courteney Morris	31	1-4	0-2	3	2	3	2
Camille Collier	20	3-4	2-2	0	0	0	9
Tiffany Roulhac	17	2-3	0-1	0	1	2	6
Lakevia Boykin	3	0-1	0-0	0	0	0	0
Asia Williams	11	0-0	0-2	2	1	4	0
Mykala Walker	8	0-2	0-0	1	0	1	0
Team				4			
Totals	200	24-57	5-16	35	11	16	58

Virginia Tech (51)	MP	FG	FT	R	A	PF	TP
Utahya Drye	36	3-9	3-6	7	4	1	9
Brittany Gordon	18	1-2	0-0	6	1	2	2
Alyssa Fenyn	24	3-4	0-1	6	2	4	6
Lindsey Biggs	32	5-13	0-0	0	0	1	12
Shani Grey	21	1-4	6-6	2	1	1	8
Abby Redick	8	0-4	0-0	1	1	0	0
Nikki Davis	17	1-4	0-0	1	3	0	3
Porschia Hadley	8	0-2	0-0	0	0	0	0
Taylor Ayers	9	1-2	0-0	1	0	3	2
Shanel Harrison	27	4-10	0-2	9	0	4	9
Team				2			
Totals	200	19-54	9-15	35	16	16	51

Wake Forest	20	38	—	58
Virginia Tech	24	27	—	51

**PERCENTAGES:**

Wake Forest	FG%	42.1	3PT%	38.5	FT%	31.3
Virginia Tech	FG%	35.2	3PT%	22.2	FT%	60.0

**3-POINTERS** - WFU 5 (Roulhac 2, Collier, Ray, Waters); VT 4 (Biggs 2, Davis, Harrison)  
**BLOCKED SHOTS** - WFU 1 (Garcia); VT 4 (Drye, Gordon, Hadley, Harrison)  
**STEALS** - WFU 5 (Morris 3, Ray, Collier); VT 9 (Drye 3, Fenyn 3, Grey 2, Davis)  
**TURNOVERS** - WFU 16 (Thomas 6, Williams 2, Collier 2, Ray 2, Waters, Garcia, Morris, Roulhac); VT 17 (Drye 4, Fenyn 3, Davis 3, Ayers 2, Harrison 2, Gordon, Biggs, Grey)  
**TECHNICAL FOULS** - None

**OFFICIALS:** Edward Sidlasky, Mark Hardcastle, Tony Lipps  
**ATTENDANCE:** 1,929

**GAME 23**  
**NC State 70, Virginia Tech 57**  
*Raleigh, N.C. • Feb. 7, 2010*

**RALEIGH, N.C.** – NC State used a 29-9 run to close the first half and coast to a 70-57 win over Virginia Tech Sunday afternoon at Reynolds Coliseum on the NC State campus.

Virginia Tech opened the game on a 14-4 run, including treys by Utahya Drye, Shani Grey and Lindsay Biggs, forcing NC State to take a timeout only six minutes into to contest. The Wolfpack came out of the timeout and promptly went on a 12-0 run to take a lead they would never relinquish.

The Wolfpack also were solid throughout the game at the free throw line, connecting on 22-of-24, and outscored the Hokies 30-20 in the paint. Tech suffered 25 turnovers, the second most this season.

Lindsay Biggs led the Hokies with a game-high 21 points, followed by Utahya Drye with 12 points and eight rebounds. In the contest Drye joined Kerri Gardin (2002-2006) as the only players in the history of the program to have 1,000 points, 600 rebounds and 200 assists.

NC State placed three players in double figures, led by Marissa Kastanek with 19 points. Amber White and Bonae Holston added 15 and 12 points, respectively.

**NC State 70, Virginia Tech 57**  
*Feb. 7, 2010; Reynolds Coliseum*

Virginia Tech (57)	MP	FG	FT	R	A	PF	TP
Utahya Drye	37	5-10	1-3	8	1	4	12
Lindsey Biggs	36	9-17	0-0	2	1	2	21
Brittany Gordon	19	2-4	4-5	4	2	1	8
Shani Grey	19	3-9	0-0	3	0	2	7
Shanel Harrison	20	0-4	2-2	7	0	3	2
Abby Redick	16	0-3	0-0	1	0	0	0
Aerial Wilson	4	0-2	2-2	0	0	1	2
Nikki Davis	25	0-3	0-0	2	3	4	0
Alyssa Fenyn	11	1-1	1-2	1	2	2	3
Porschia Hadley	11	0-0	2-2	0	0	1	2
Shani Grey	22	2-4	2-2	4	2	1	6
Lakeisha Logan	2	0-0	0-0	0	0	1	0
Team				6			
Totals	200	20-53	12-16	36	9	21	57

NC State (70)	MP	FG	FT	R	A	PF	TP
Amber White	30	4-7	6-7	4	3	2	15
Nikkita Gartrell	19	1-11	3-3	4	2	0	5
Bonae Holston	26	5-8	2-2	8	1	4	12
Marissa Kastanek	34	6-15	4-4	5	1	0	19
Lucy Ellison	30	0-4	2-2	7	2	3	2
Kim Durham	5	0-1	0-0	0	0	0	0
Emili Tasler	21	1-5	3-4	1	1	3	5
Brittany Strachan	18	3-4	0-0	4	0	2	6
Sharmise Beal	17	2-4	2-2	1	1	1	6
Team				4			
Totals	200	22-59	22-24	38	11	15	70

Virginia Tech	23	24	—	57
NC State	33	37	—	70

**PERCENTAGES:**

Virginia Tech	FG%	37.7	3PT%	25.0	FT%	75.0
NC State	FG%	43.5	3PT%	33.3	FT%	63.2

**3-POINTERS** - VT 5 (Biggs 3, Drye, Grey); NCSU 4 (Kastanek 3, White)  
**BLOCKED SHOTS** - VT 3 (Gordon, Davis, Hadley); NCSU 2 (Holston, Tasler)  
**STEALS** - VT 9 (Harrison 2, Fenyn 2, Drye, Biggs, Gordon, Grey, Redick); NCSU 16 (White 6, Kastanek 4, Ellison 4, Tasler, Beal)  
**TURNOVERS** - VT 25 (Drye 4, Gordon 4, Davis 4, Grey 3, Harrison 3, Fenyn 3, Biggs 2, Hadley, Logan); NCSU 18 (White 5, Gartrell 4, Holston 2, Kastanek 2, Ellison 2, Tasler 2, Beal)  
**TECHNICAL FOULS** - None

**OFFICIALS:** Tommy Salerno, Dan Outlaw, Billy Smith  
**ATTENDANCE:** 1,707

**GAME 24**  
**Virginia Tech 68, Savannah State 41**  
*Blacksburg, Va. • Feb. 11, 2010*

**BLACKSBURG, Va.** – Despite shooting just 18 percent in the first half and trailing by two at the break, the Virginia Tech women's basketball team defeated Savannah State in runaway fashion at Cassell Coliseum, winning 68-41 in its final non-conference game of the season.

Sophomore Shanel Harrison had a career night for the Hokies, scoring a personal-best 18 points on 6-of-9 from the floor and 5-of-6 from the free-throw line. She also tied a career-high with four blocked shots, and added eight rebounds, four assists and two steals.

Senior Lindsay Biggs added 15 points, all in the second half, on 7-of-15 shooting, and also tied a career high with three blocks. Senior Utahya Drye added 11 points to tie Michelle Houseright (1995-99) for 14th on Tech's all-time scoring list. Junior Nikki Davis dished out a game-high eight assists, and freshman Alyssa Fenyn grabbed eight rebounds off the bench.

The Lady Tigers gave Tech a scare in the first half, finishing the period on an 18-5 run that put them up 23-21. The Hokies played the final 12:29 of the half without hitting a field goal and finished the period hitting just 6-of-32 from the field. They also committed eight turnovers to just four assists.

After the intermission, Tech hit eight of its first 10 shots on its way to 21-of-30 for the period. The Hokies outscored Savannah State 47-18 in the game's final 20 minutes, falling one point shy of their highest single-half output of the season. They also improved their ball-handling, recording 14 assists to nine turnovers.

Tech finished the game shooting 43.5 percent, while holding Savannah State to 17.4 percent in the second half and 23.5 percent overall. Mattisha Mangum led the Lady Tigers with 10 points.

**Virginia Tech 68, Savannah State 41**  
*Feb. 11, 2010; Reynolds Coliseum*

Savannah State (68)	MP	FG	FT	R	A	PF	TP
Alisha Nelson	26	0-1	1-2	5	0	3	1
Reynetta Phillips	20	0-1	2-2	4	0	4	2
Kymberli Stamps	33	2-10	2-2	2	0	0	7
Courtney Long	27	2-9	2-2	2	0	3	6
Ashlee Barley	20	2-6	4-4	2	2	2	8
Deanna Newton	1	0-0	0-0	0	0	0	0
Crissa Jackson	28	2-16	2-2	2	2	0	7
Carlita Johnson	15	0-0	0-0	2	0	2	0
Mattisha Mangum	22	4-8	0-0	0	1	0	10
Gabrielle Bennett	8	0-0	0-0	1	1	1	0
Team				11			
Totals	200	12-51	13-14	31	6	15	41

Virginia Tech (68)	MP	FG	FT	R	A	PF	TP
Utahya Drye	27	4-8	3-3	5	2	3	11
Lindsey Biggs	29	7-15	0-0	4	2	1	15
Nikki Davis	18	2-2	0-0	3	0	0	4
Brittany Gordon	23	3-5	1-2	1	1	2	7
Shanel Harrison	31	6-9	5-6	8	4	1	18
Abby Redick	11	0-3	0-0	3	0	0	0
Aerial Wilson	18	2-4	0-0	2	1	3	4
Alyssa Fenyn	20	2-8	0-4	8	0	1	4
Porschia Hadley	8	0-5	1-2	1	0	0	1
Shani Grey	9	0-1	2-2	1	0	2	2
Lakeisha Logan	2	1-1	0-0	1	0	0	2
Team				6			
Totals	200	27-62	12-19	44	18	13	68

Savannah State	23	18	—	41
Virginia Tech	21	47	—	68

**PERCENTAGES:**

Savannah State	FG%	23.5	3PT%	26.7	FT%	92.9
Virginia Tech	FG%	37.3	3PT%	28.6	FT%	91.7

**3-POINTERS** - SSU 4 (Mangum 2, Stamps, Jackson); VT 2 (Biggs, Harrison)  
**BLOCKED SHOTS** - SSU 5 (Nelson 5); VT 7 (Harrison 4, Biggs 3)  
**STEALS** - SSU 3 (Nelson, Stamps, Long); VT 10 (Gordon 2, Harrison 2, Fenyn 2, Davis 2, Drye, Wilson)  
**TURNOVERS** - SSU 24 (Barley 6, Jackson 5, Mangum 3, Long 3, Nelson 2, Phillips, Stamps, Johnson, Bennett, Team); VT 17 (Wilson 5, Davis 4, Drye 3, Gordon 2, Harrison 2, Biggs)  
**TECHNICAL FOULS** - None

**OFFICIALS:** Mark Hardcastle, Angel Stanton, John Almarode  
**ATTENDANCE:** 2,028

**GAME 25**  
**#8/7 Duke 65, Virginia Tech 53**  
*Blacksburg, Va. • Feb. 14, 2010*

**BLACKSBURG, Va.** – Despite leading the No. 8/7 Duke Blue Devils with under seven minutes to play, Virginia Tech succumbed to a late 10-0 run to fall by a score of 65-53 in Cassell Coliseum.

Things didn't look good for the Hokies at the start, as the Blue Devils took a 20-7 lead less than 10 minutes into the game, thanks to an 18-4 run that was sparked by three 3-pointers. However, Tech closed the half on an 11-4 run, 30-26.

The Hokies performed well in the second half, slugging it out with Duke until a three-point play by sophomore Shanel Harrison gave Tech its first lead since the opening minutes of the contest. The Washington, D.C., native tied the game at 41 on her shot, getting fouled in the process and sending the season-high crowd of 3,369 fans into a frenzy. She converted the ensuing free throw to put the Hokies up 42-41 with 7:50 left on the clock.

Tech's Brittany Gordon hit two free throws to give the Hokies a 44-43 lead at 6:50, but that was the final lead that Tech would hold. The Blue Devils soon ripped off a 10-0 run by hitting four consecutive shots and a free throw to go up 53-44 by the 3:21 mark.

Harrison ended a Tech field-goal drought of nearly five minutes at 2:52 with another put-back, but the Hokies would get no closer than five points the rest of the way.

The Hokies grabbed 37 rebounds to the larger Blue Devils' 34, marking just the fourth time this season that Duke has been out-rebounded.

Harrison finished the game with a team-high 14 points and 10 rebounds, earning her third career double-double. She has now grabbed at least seven rebounds in each of her last six games. Biggs finished with 13 points, including three treys. Thomas scored a game-high 22 points and had five assists for Duke.

**#8/7 Duke 65, Virginia Tech 53**  
*Feb. 14, 2010; Blacksburg, Va.*

#8/7 Duke (65)	MP	FG	FT	R	A	PF	TP
Bridgette Mitchell	23	2-5	0-0	6	1	3	5
Joy Cheek	34	4-8	2-3	2	3	1	10
Allison Veerner	17	1-4	0-0	5	0	5	2
Jasmine Thomas	37	8-15	3-4	2	5	2	22
Keturah Jackson	16	0-4	2-2	2	1	4	2
Chelsea Hopkins	8	0-1	0-0	0	0	1	0
Shay Selby	6	1-3	1-1	0	0	0	3
Karima Christmas	30	6-10	2-4	5	3	2	15
Kathleen Scheer	2	0-0	0-0	1	0	0	0
Alexis Rogers	3	0-2	0-0	0	0	0	0
Krystal Thomas	24	2-5	2-4	10	0	4	6
Team				1			
Totals	200	24-57	12-18	34	13	22	65

Virginia Tech (53)	MP	FG	FT	R	A	PF	TP
Utahya Drye	31	2-6	1-2	4	2	3	5
Brittany Gordon	25	2-4	4-4	3	1	3	8
Nikki Davis	20	1-3	1-2	4	1	0	3
Lindsey Biggs	30	4-16	2-2	3	3	1	13
Shanel Harrison	31	5-12	3-6	10	0	2	14
Abby Redick	5	0-0	0-0	2	1	1	0
Aerial Wilson	11	0-2	0-0	1	0	1	0
Alyssa Fenyn	29	2-5	4-7	1	3	0	8
Porschia Hadley	11	1-1	0-0	1	1	0	2
Shani Grey	7	0-1	0-1	0	0	2	0
Team				8			
Totals	200	17-50	15-24	37	12	13	53

#8/7 Duke	30	35	—	65
Virginia Tech	26	27	—	53

**PERCENTAGES:**

Duke	FG%	42.1	3PT%	25.0	FT%	66.7
Virginia Tech	FG%	34.0	3PT%	33.3	FT%	62.5

**3-POINTERS** - Duke 5 (J. Thomas 3, Mitchell, Christmas); VT 4 (Biggs 3, Harrison)  
**BLOCKED SHOTS** - Duke 5 (Christmas 3, Mitchell, Jackson); VT 4 (Gordon, Biggs, Harrison, Fenyn)  
**STEALS** - Duke 9 (J. Thomas 4, Christmas 2, Cheek, Jackson, Hopkins); VT 2 (Drye, Gordon)  
**TURNOVERS** - Duke 14 (J. Thomas 4, Veerner 3, Cheek 2, Jackson 2, Selby, Christmas, K. Thomas); VT 22 (Davis 5, Drye 4, Harrison 4, Biggs 3, Wilson 2, Gordon, Redick, Fenyn, Team)  
**TECHNICAL FOULS** - None

**OFFICIALS:** Carla Fountain, Douglas Cloud, Karen Preato  
**ATTENDANCE:** 3,369

**GAME 26**  
**#10 Florida State 78, Virginia Tech 68**  
 Tallahassee, Fla. • Feb. 18, 2010

**TALLAHASSEE, Fla.** – Florida State used both a strong inside game and long range shooting to defeat a scrappy Virginia Tech squad, 78-68, at the Donald L. Tucker Civic Center.

Following a slow start by both teams, Florida State opened up a 18-9 lead with eight minutes remaining in the first half. Tech's Shanel Harrison and center Brittany Gordon each picked up early fouls forcing the Hokies to play freshmen Porschia Hadley and Taylor Ayers in the paint.

Tech responded with a 9-0 run to tie the game with Biggs accounting for five points and Hadley the remaining four points. The remainder of the first half was a close affair, however, FSU's Alexa Deluzio nailed a trey with six seconds on the clock to give the Seminoles a 32-27 lead at intermission.

Florida State took control of the game in the opening minutes of the second half. After a Utahya Drye jumper cut the lead to 32-29, the Seminoles went on an 11-0 run to build a 14-point cushion at 43-29. The Hokies could get no closer than nine points the rest of the way.

The 'Noles connected on nine treys in the game and held a 40-28 advantage on the boards, including 19 offensive rebounds which led to 20 second chance points. Florida State also connected on 15-of-22 free throws while Tech made 7-of-11.

The Hokies were led by Lindsay Biggs with a season-high 23 points, including five treys, along with freshman Porschia Hadley's season-high tying 15-point effort.

Florida State placed four players in double-figures, led by Jacinta Monroe with 20 points, including four treys, and 11 rebounds. Courtney Ward added 14 points followed by Cierra Brevard and Alexa Deluzio with 13 and 11 points, respectively.



*Brittany Gordon*



*Shanel Harrison*

**GAME 27**  
**Virginia Tech 69, Boston College 64**  
 Blacksburg, Va. • Feb. 21, 2010

**BLACKSBURG, Va.** – Junior Brittany Gordon poured in 14 points and grabbed 11 rebounds to lead Virginia Tech to a 69-64 win over Boston College.

Tech dominated the boards against the bigger foe to put away the Eagles. The Hokies out-rebounded BC 37-27, including 17 offensive rebounds marking only the fourth time in ACC play the Hokies have out-rebounded their opponent. Tech also turned 15 turnovers into 21 points.

Along with Gordon's fourth-career double-double, senior Lindsay Biggs tallied 17 points and senior Utahya Drye added 13. The Hokies shot 45 percent, while BC posted a 49 percent shooting from the field.

Boston College opened a 15-9 gap with an 8-0 run early, but the Hokies answered with a 7-0 spurt of their own to take an 18-17 lead with 8:53 left in the first period. The lead exchanged hands three more times in the half, but a jumper by Murphy at the buzzer gave BC the 31-28 advantage.

Tech cut into the halftime advantage and retook the lead 2:22 into the second half. The two squads combined for 13 lead changes and four ties the rest of the way. An 11-2 run pushed the Hokies out to a 55-49 lead, their largest of the game, with 8:18 remaining.

An 11-2 run in BC's favor brought the Eagles back, but the Hokies responded, regaining the advantage, 61-60, behind a Biggs jumper from the baseline. After Boston College again gained the advantage at 64-63, Gordon came up with a huge offensive rebound and drew the fifth foul on the Eagles' big center Carolyn Swords. Gordon made both free throws and the Hokies jumped back out in front 65-64.

The Hokies played defense the rest of the way and made seven consecutive free throws to close out the game. BC's last chance fell short as the Eagles' Brittany Johnson forced an awkward three pointer that ticked harmlessly off the front of the rim, and Drye gathered the rebound.

**#10 Florida State 78, Virginia Tech 68**  
 Feb. 18, 2010; Tallahassee, Fla.

Virginia Tech (68)	MP	FG	FT	R	A	PF	TP
Utahya Drye	33	4-9	0-0	6	4	0	8
Brittany Gordon	17	2-5	0-1	2	1	2	4
Nikki Davis	30	2-4	1-2	0	4	4	7
Lindsey Biggs	35	9-16	0-0	2	1	0	23
Shanel Harrison	19	1-6	4-5	5	2	3	6
Abby Redick	10	1-2	0-0	3	2	2	2
Aerial Wilson	14	0-1	1-2	0	1	2	1
Alyssa Fenyn	13	1-4	0-0	2	2	1	2
Porschia Hadley	19	7-9	1-1	4	1	1	15
Shani Grey	4	0-1	0-0	0	0	0	0
Taylor Ayers	6	0-1	0-0	0	0	0	0
Team				4			
Totals	200	27-58	7-11	28	18	15	68

#10 Florida State (78)	MP	FG	FT	R	A	PF	TP
Chasity Clayton	19	0-4	0-0	2	0	2	0
Jacinta Monroe	34	8-13	4-6	11	1	2	20
Angel Gray	22	2-3	1-2	3	3	0	5
Alysha Harvin	15	2-10	1-2	3	3	3	7
Courtney Ward	37	4-8	2-2	3	9	2	14
Alexa Deluzio	21	4-10	1-2	4	2	2	4
Christian Hunnicutt	19	2-6	0-0	3	1	2	4
Leonor Rodriguez	4	0-1	0-1	0	0	0	0
Kayli Keough	1	1-1	0-0	0	0	0	3
Chelsea Davis	4	0-1	1-2	0	0	1	1
Cierra Brevard	24	4-4	5-5	5	0	2	13
Team				6			
Totals	200	27-61	15-22	40	19	16	78

Virginia Tech	27	41	—	68
#10 Florida State	32	46	—	78

**PERCENTAGES:**

Virginia Tech	FG%	46.6	3PT%	50.0	FT%	63.6
Florida State	FG%	44.3	3PT%	40.9	FT%	68.2

**3-POINTERS** - VT 7 (Biggs 5, Davis 2); FSU 9 (Ward 4, Harvin 2, Deluzio 2, Keough)  
**BLOCKED SHOTS** - VT 0; FSU 2 (Monroe, Brevard)  
**STEALS** - VT 1 (Harrison); FSU 6 (Ward 2, Monroe, Deluzio, Hunnicutt, Brevard)  
**TURNOVERS** - VT 16 (Drye 4, Wilson 3, Harrison 2, Ayers 2, Davis, Biggs, Redick, Fenyn, Team); FSU 13 (Monroe 4, Deluzio 3, Ward 2, Brevard 2, Hunnicutt, Team)  
**TECHNICAL FOULS** - None

**OFFICIALS:** Lawson Newton, Dennis DeMayo, Joseph Vaszily  
**ATTENDANCE:** 2,387

**Virginia Tech 69, Boston College 64**  
 Feb. 21, 2010; Blacksburg, Va.

Boston College (64)	MP	FG	FT	R	A	PF	TP
Stefanie Murphy	35	9-14	4-4	5	0	3	22
Carolyn Swords	19	4-8	0-0	4	1	5	8
Kerri Shields	28	3-7	0-0	2	2	2	9
Brittany Johnson	27	1-4	0-2	0	3	4	2
Mickel Picco	35	4-11	0-2	1	3	0	11
Ayla Brown	25	1-3	2-2	8	3	0	4
Jaclyn Thoman	26	4-5	0-0	2	4	0	8
Jasmine Gill	5	0-0	0-0	0	0	0	0
Team				5			
Totals	200	26-53	6-10	27	16	14	64

Virginia Tech (69)	MP	FG	FT	R	A	PF	TP
Utahya Drye	34	5-10	3-3	6	4	3	13
Brittany Gordon	32	5-7	4-4	11	1	3	14
Nikki Davis	31	1-6	2-2	2	7	2	4
Lindsey Biggs	33	8-16	0-0	4	1	0	17
Shanel Harrison	21	4-11	0-2	4	0	0	8
Abby Redick	13	2-3	1-2	3	0	2	5
Aerial Wilson	1	0-0	0-0	0	0	0	0
Alyssa Fenyn	23	3-9	0-0	2	0	1	6
Porschia Hadley	8	1-2	0-0	0	0	0	2
Shani Grey	4	0-0	0-0	0	0	0	0
Team				5			
Totals	200	29-64	10-13	37	13	11	64

Boston College	31	33	—	64
Virginia Tech	28	41	—	69

**PERCENTAGES:**

Boston College	FG%	49.1	3PT%	31.6	FT%	60.0
Virginia Tech	FG%	45.3	3PT%	12.5	FT%	76.9

**3-POINTERS** - BC 6 (Picco 3, Shields 3); VT 1 (Biggs)  
**BLOCKED SHOTS** - BC 3 (Murphy, Swords, Brown); VT 1 (Biggs)  
**STEALS** - BC 5 (Thoman 3, Picco, Brown); VT 5 (Gordon 2, Biggs, Harrison, Redick)  
**TURNOVERS** - BC 15 (Murphy 4, Swords 3, Johnson 3, Shields, Picco, Brown, Thoman, Gill); VT 12 (Harrison 4, Gordon 3, Drye 2, Davis 2, Biggs)  
**TECHNICAL FOULS** - None

**OFFICIALS:** Joe Cunningham, Angela Lewis, Rachele Jones  
**ATTENDANCE:** 2,498

**GAME 28**  
**Virginia Tech 70, Clemson 69**  
*Blacksburg, Va. • Feb. 22, 2009*

**BLACKSBURG, Va.** – Sophomore Shanel Harrison tallied a career-high 20 points and Virginia Tech received some clutch play from its seniors on senior night to hold off Clemson, 70-69, in Cassell Coliseum.

Tech honored seniors Lindsay Biggs, Utahya Drye and Lakeisha Logan before the game, and Biggs and Drye scored the final 10 points for the Hokies down the stretch as a tenacious Clemson squad rallied from an 18-point deficit early in the second half.

Harrison, who had 13 first-half points, continued to pour it on in the second half, scoring five quick points out of the break, and the Hokies extended their lead to as much as 18 but began to turn the ball over, allowing Clemson to cut into the cushion. Utilizing 13 second-half turnovers from the Hokies, Clemson went on a 34-16 run over 14 minutes of action to get back in the game.

Senior Lindsay Biggs hit a bucket to even the game back up and from there the two squads tied again at 62-62 and 64-64. After the Hokies made it a two-possession game at 68-64 behind four points from senior Utahya Drye, Clemson answered with a layup to close within two. Biggs was then fouled crossing half court and made both free throws, but the Tigers drilled a wild three-pointer on the other end to get close the gap the final margin, 70-69.

Harrison totaled 20 points on 8-11 shooting to pace Tech, while Drye and Biggs added 13 and 10, respectively. Clemson's Lele Hardy led all scorers with 28 points, 22 in the second half, on 11-20 shooting. Hardy's 28 points were the most allowed by the Hokies to one player this season.

**GAME 29**  
**No. 21/18 Virginia 55, Virginia Tech 46**  
*Charlottesville, Va. • Feb. 28, 2010*

**CHARLOTTESVILLE, Va.** – Virginia Tech was able to slow down Monica Wright in the first half, but the ACC Preseason Player of the Year exploded for 18 second half points to lead the 21st-ranked Cavaliers to a 55-46 victory before 6,264 fans on Senior Day at John Paul Jones Arena.

The Hokies used a solid defensive effort in the first half to limit Virginia to 26.9 percent (7-26) from the field, including a 3-of-10 performance by Wright. Shanel Harrison scored Tech's first five points as the Hokies built a seven-point lead, 19-12, with 5:30 remaining in the opening frame. The Cavaliers managed to close to within two points behind a 5-0 run, but could get no closer as the Hokies took a 25-20 lead into halftime.

Virginia, which picked up its eighth straight win in the series, came out of the locker room and quickly put together a 13-6 spurt to take its first lead, 33-31, on a Chelsea Shine three-point play at the 15:25 mark. The Cavaliers would never trail again in the contest. Wright scored eight of Virginia's points as the Cavaliers took control of the game with a 12-3 run which gave them their largest lead of 11 points at 45-34 with under 10 minutes to go. Virginia Tech was able to get no closer than six points the rest of the way.

Harrison was the only Hokie in double figures with 15 points and tied for the team lead with six rebounds. Nikki Davis added nine points, including three treys, to go along with four assists.

Wright led the Cavaliers with 27 points and 10 rebounds and was joined in double-figures by Lexie Gerson's 11-point effort. Shine had a game-high 12 rebounds as Virginia held a 44-36 advantage on the boards.

**GAME 30**  
**Boston College 62, Virginia Tech 49**  
*Greensboro, N.C. • Mar. 4, 2010*

**GREENSBORO, N.C.** – Seventh-seeded Boston College held 10th-seeded Virginia Tech to 30.8 percent shooting and cruised to a 62-49 victory in the first round of the ACC Women's Basketball Tournament.

The Hokies struggled to get going in the first half, falling behind by as many as 17 points before going into the locker room down 12, 29-17.

Boston College hit six of its first 10 shots, while Tech went one for its first eight, and the Eagles jumped out to a 13-2 lead within the first six minutes. The lead gradually increased to 25-8 at the 6:35 mark, but Boston College's shooting eventually cooled down to the tune of 33 percent at the half.

Nikki Davis scored seven of the Hokies' nine points over the final 6:16 of the first half. Though the Eagles hit just two of their final 14 shots in the period, they were able to maintain the lead because they converted 10 offensive rebounds into nine second-chance points and held the Hokies to 19.4 percent shooting from the floor.

Things heated up in the second half, as BC went 5-of-7 and Tech went 7-of-12 over a back-and-forth first eight minutes of play. The Hokies cut the BC lead to seven on two occasions, including 36-29 at the 14:10 mark, but they would get no closer. BC would go on a 26-13 run from that point on to build a 20-point lead by the 3:09 mark.

The Hokies managed a 7-0 run to close the game, setting the final score at 62-49.

Tech was led by Davis' 10 points on 4-of-9 shooting, including 2-of-5 from 3-point land. Senior Utahya Drye added eight points and a game-high nine rebounds, moving into eighth place on Tech's all-time rebounding list with 645.

**Virginia Tech 70, Clemson 69**  
*Feb. 25, 2010; Blacksburg, Va.*

Clemson (69)	MP	FG	FT	R	A	PF	TP
Lele Hardy	35	11-20	2-2	7	2	3	28
Shaniqua Pauldo	13	3-8	0-0	2	0	1	6
Christy Brown	36	3-7	2-2	0	1	3	9
Keyra Gillespie	30	4-7	1-2	3	4	2	9
Sthefany Thomas	23	3-11	3-4	1	1	4	11
Biyelle Smith	19	2-5	0-0	1	2	1	4
April Parker	12	0-1	0-0	2	2	0	0
Jasmine Tate	20	0-1	2-4	4	0	0	2
Lindsey Mason	4	0-0	0-0	1	0	0	0
Morganne Campbell	8	0-1	0-0	1	0	1	0
Team				1			
Totals	200	26-61	10-14	23	12	15	69

Virginia Tech (70)	MP	FG	FT	R	A	PF	TP
Utahya Drye	28	6-8	1-2	2	0	3	13
Brittany Gordon	27	3-6	1-1	6	0	2	7
Nikki Davis	23	1-4	1-4	1	2	2	4
Lindsay Biggs	35	3-6	4-4	4	4	1	10
Shanel Harrison	28	8-11	3-4	3	1	2	20
Abby Redick	7	0-0	2-2	1	1	0	2
Aerial Wilson	16	3-4	0-0	1	1	1	6
Alyssa Fenyn	19	3-9	0-0	5	3	1	6
Porschia Hadley	13	1-2	0-0	3	0	1	2
Shani Grey	4	0-1	0-0	0	0	0	0
Team				11			
Totals	200	28-51	12-17	37	12	13	70

Clemson	24	45	—	69
Virginia Tech	37	33	—	70

**PERCENTAGES:**

Clemson	FG%	42.6	3PT%	43.8	FT%	71.4
Virginia Tech	FG%	54.9	3PT%	50.0	FT%	70.6

**3-POINTERS** - CU 7 (Hardy 4, Thomas 2, Brown); VT 2 (Davis, Harrison)  
**BLOCKED SHOTS** - CU 5 (Tate 2, Hardy, Pauldo, Brown); VT 6 (Gordon 3, Drye, Fenyn, Hadley)  
**STEALS** - CU 12 (Hardy 3, Brown 3, Thomas 2, Smith 2, Gillespie, Tate); VT 7 (Davis 2, Harrison 2, Drye, Biggs, Grey)  
**TURNOVERS** - CU 12 (Gillespie 6, Smith 2, Pauldo, Brown, Thomas, Parker); VT 23 (Biggs 7, Drye 4, Harrison 3, Davis 3, Fenyn 3, Wilson, Hadley, Team)  
**TECHNICAL FOULS** - None

**OFFICIALS:** Dock Sisk, Maj Forsberg, Mark Hardcastle  
**ATTENDANCE:** 2,401

**#21/18 Virginia 55, Virginia Tech 46**  
*Feb. 28, 2010; Charlottesville, Va.*

Virginia Tech (46)	MP	FG	FT	R	A	PF	TP
Utahya Drye	34	2-6	3-4	6	2	1	7
Brittany Gordon	13	1-2	2-3	4	1	3	4
Nikki Davis	28	3-10	0-2	2	4	2	9
Lindsay Biggs	29	2-13	0-0	3	0	3	5
Shanel Harrison	32	6-12	2-3	6	0	3	15
Abby Redick	19	0-2	0-0	6	2	1	0
Aerial Wilson	15	0-2	0-0	0	0	3	0
Alyssa Fenyn	13	1-5	1-2	2	0	2	3
Porschia Hadley	17	1-4	1-2	3	0	2	3
Team				4			
Totals	200	16-56	9-16	36	9	20	46

Virginia (55)	MP	FG	FT	R	A	PF	TP
Whitney Edwards	8	0-1	0-0	2	0	1	0
Paulisha Kellum	19	0-3	2-2	1	1	1	2
Simone Egwu	17	1-2	1-4	4	0	1	3
Lexie Gerson	32	3-7	4-6	3	1	1	11
Ariana Moorer	30	0-7	2-2	2	3	5	2
Monica Wright	32	9-18	8-11	10	1	0	27
Telisa McCall	13	0-1	0-0	2	0	0	0
Jayna Hartig	12	1-4	2-4	4	0	0	2
Britny Edwards	4	0-0	0-0	1	0	0	0
Chelsea Shine	33	3-6	2-2	12	0	3	8
Team				4			
Totals	200	17-49	19-27	44	6	14	55

Virginia Tech	25	21	—	46
#21/18 Virginia	20	35	—	55

**PERCENTAGES:**

Virginia Tech	FG%	28.6	3PT%	29.4	FT%	56.3
Virginia	FG%	34.7	3PT%	25.0	FT%	70.4

**3-POINTERS** - VT 5 (Davis 3, Biggs, Harrison); UVa 2 (Gerson, Wright)  
**BLOCKED SHOTS** - VT 4 (Harrison 2, Drye, Biggs); UVa 5 (Wright 2, Shine 2, McCall)  
**STEALS** - VT 4 (Davis 2, Fenyn, Harrison); UVa 7 (Gerson 4, Shine 2, Kellum 2)  
**TURNOVERS** - VT 18 (Drye 5, Wilson 3, Davis 2, Fenyn 2, Gordon 2, Harrison 2, Redick, Biggs); UVa 19 (Moorer 4, Wright 4, Kellum 2, Egwu 2, Gerson 2, McCall 2, Edwards, Shine, Team)  
**TECHNICAL FOULS** - None

**OFFICIALS:** Bryan Brunette, Kathy Lynch, Mark Behrens  
**ATTENDANCE:** 6,264

**Boston College 62, Virginia Tech 49**  
*Mar. 4, 2010; Greensboro, N.C.*

Virginia Tech (49)	MP	FG	FT	R	A	PF	TP
Utahya Drye	34	3-14	2-2	9	1	3	8
Brittany Gordon	19	1-1	4-4	4	0	2	6
Nikki Davis	22	4-9	0-0	3	1	1	10
Lindsay Biggs	30	2-9	0-2	3	0	1	4
Shanel Harrison	24	2-8	2-2	4	0	0	6
Abby Redick	11	0-2	0-0	1	0	1	0
Aerial Wilson	14	0-1	5-6	1	2	1	5
Alyssa Fenyn	17	2-5	0-0	2	1	0	4
Porschia Hadley	13	1-1	1-2	3	0	4	3
Lakeisha Logan	5	0-0	0-0	0	0	0	0
Shani Grey	11	1-2	1-2	0	0	3	3
Team				2			
Totals	200	16-52	15-20	32	5	16	49

Boston College (62)	MP	FG	FT	R	A	PF	TP
Brittany Johnson	26	4-6	1-2	4	3	1	10
Stefanie Murphy	31	7-12	4-5	8	0	2	18
Carolyn Swords	16	2-4	4-6	4	0	4	8
Jaclyn Thoman	31	1-3	0-0	5	7	1	2
Mickel Picco	27	2-5	0-0	1	1	0	6
Ayla Brown	31	1-7	2-2	8	1	3	5
Kelsey Reynolds	10	1-4	0-0	0	0	1	3
Kerri Shields	12	1-4	0-0	1	0	1	3
Jasmine Gill	16	2-7	2-4	2	1	3	7
Team				4			
Totals	200	21-42	13-19	37	13	16	62

Virginia Tech	17	32	—	49
Boston College	29	33	—	62

**PERCENTAGES:**

Virginia Tech	FG%	30.8	3PT%	18.2	FT%	75.0
Boston College	FG%	40.4	3PT%	38.9	FT%	68.4

**3-POINTERS** - VT 2 (Davis 2); BC 7 (Picco 2, Johnson, Brown, Reynolds, Shields, Gill)  
**BLOCKED SHOTS** - VT 6 (Gordon 2, Drye, Davis, Biggs, Hadley); BC 3 (Murphy, Swords, Brown)  
**STEALS** - VT 9 (Drye 3, Davis 2, Gordon, Biggs, Redick, Hadley); BC 7 (Brown 3, Swords 2, Murphy, Thoman)  
**TURNOVERS** - VT 16 (Davis 5, Harrison 3, Biggs 2, Wilson 2, Drye, Gordon, Redick, Grey); BC 16 (Johnson 5, Thoman 5, Murphy 2, Swords 2, Brown 2)  
**TECHNICAL FOULS** - None

**OFFICIALS:** Eric Brewton, Joe Cunningham, Luis Gonzalez

# WOMEN'S HOOPS AT ITS BEST THE ATLANTIC COAST CONFERENCE



**There's nothing quite like ACC basketball... it's action-packed and thrilling. The Hokies are proud to be a part of the most exciting and most televised conference in the nation. – Head Coach Beth Dunkenberger**

The Virginia Tech women's basketball program has been built over the past decade on a sound foundation of success. The Hokies enter the 2010-11 campaign seeking an 11th postseason appearance in the last 15 years. This year's edition will include three seniors along with one junior, five sophomores and five freshmen. Beth Dunkenberger guided the Hokies to a 15-15 record in her sixth season at the helm, as well as the program's sixth in the Atlantic Coast Conference. Dunkenberger was a Tech assistant during the Hokies' first two NCAA tournament appearances, in 1994 and 1995, before becoming an assistant at Florida, and later earning her first head coaching job at Western Carolina. She has been a successful recruiter as well, signing Tech's first Parade All-American, Tere Williams, and coaching five players at Florida and one at Tech (Kerri Gardin) who later played in the WNBA.

The ACC became the fourth conference affiliation for Tech following stints in the Metro, Atlantic-10 and BIG EAST conferences. The Hokies tied for 10th in the ACC with a 4-10 league record last year in one of the toughest conferences in the nation. Tech's schedule was again one of the most difficult in the nation last season. The Hokies faced NCAA Elite Eight participant Duke and played a total of eight NCAA tournament teams (Duke, Florida State, Georgia Tech, James Madison, North Carolina, NC State, St. John's, Virginia) along with

six WNIT participants (Charlotte, Maryland, Miami, Michigan, Virginia Commonwealth, Wake Forest). Tech's opponents had a .547 winning percentage and 14 of the Hokies' 26 opponents advanced to postseason play. Last season, 11 opponents won 20 or more games, with 16 posting winning records.

The 2010-11 schedule will be another challenging one, as the Hokies face 2010 Elite Eight participant Duke along with seven other teams (Florida State, Georgia Tech, Iowa, North Carolina, NC State, Vanderbilt, Virginia) that made the 2010 NCAA Tournament field and eight teams (Charlotte, Delaware, Florida Gulf Coast, Maryland, Miami, Robert Morris, Virginia Commonwealth, Wake Forest)


that participated in the WNIT. In addition, the schedule includes three teams (#6 Duke, #9 Florida State and #24 Vanderbilt) that ended the year in the ESPN/USA Today Top 25.

The Hokies will play home ACC contests against Duke, Florida State, Georgia Tech, Miami, NC State and Wake Forest.

The conference away slate includes Boston College, Clemson, Duke, Maryland, North Carolina, Virginia and Wake Forest. With an enthusiastic roster, an energetic coaching staff, a solid fan base and a tradition of success, the Hokies eagerly await another season under Coach Beth Dunkenberger in the Atlantic Coast Conference.



*The Atlantic Coast Conference is the most televised women's basketball league in the nation.*



*Head Coach  
Beth Dunkenberger*



*Brittany  
Gordon*





## THE TRADITION

Consistency. It is the mark of true excellence in any endeavor.

However, in today's intercollegiate athletics, competition has become so balanced and so competitive that it is virtually impossible to maintain a high level of consistency.

Yet the Atlantic Coast Conference has defied the odds. Now in its 58th year of competition, the ACC has long enjoyed the reputation as one of the strongest and most competitive intercollegiate conferences in the nation. And that is not mere conjecture, the numbers support it.

Since its inception in 1953, ACC schools have captured 120 national championships, including 64 in women's competition and 56 in men's. In addition, NCAA individual titles have gone to ACC student-athletes 130 times in men's competition and 91 times in women's action.

Since 1977, when the league adopted women's basketball, a tradition of excellence was established. It is that tradition that provides motivation for all 12 member institutions to reach new heights.

The 2005-06 season marked the first time in NCAA history that a conference sent three teams to the same Final Four. The title game pitted an automatic ACC winner as second-seeded Maryland faced No. 1 seed Duke. The Terrapins claimed their first national title in school history and the league's second with a thrilling 78-75 overtime game at the TD Banknorth Garden in Boston, Mass., on April 4, 2006.

Following the 2006-07 season, Duke became the first ACC team and only the 14th in NCAA history to finish a regular season undefeated (29-0), while 34 wins for North Carolina marked the most in program history.

The 2009-10 season was no different in the continuation towards excellence as eight ACC teams earned postseason bids, including six NCAA Tournament berths. It also marked the eighth consecutive year the league sent at least six to the "Big Dance." Duke, which won the school's sixth ACC Women's Basketball Championship and its first since winning five-straight from 2000-04, earned a No. 2 seed in the Memphis Region. The Blue Devils participated in their league-best 16th-straight NCAA tournament and 17th overall. Joining Duke among the top seeds selected for the 2010 NCAA Tournament was Florida State, which shared the league's regular-season crown with the Blue Devils. Joining Duke and Florida State as ACC representatives in the NCAA Tournament were Georgia Tech, North Carolina, NC State and Virginia. Maryland, Miami and Wake Forest received bids to participate in the 2010 Women's National Invitation Tournament (WNIT), extending the number of ACC postseason teams to nine - the fifth time the league has accomplished that feat and third time in the last seven years.

Duke and Florida State advanced to the NCAA Regional Finals, while Miami made a strong season finale by going 5-1 in the postseason WNIT, falling

to California in the championship game. The Blue Devils advanced to the NCAA Regionals for the 12th time in the last 13 years, and made their eighth NCAA regional final appearance over the last 13 years and the first under head coach Joanne P. McCallie. Third-seeded FSU's 74-71 win over No. 7-seed Mississippi State in the NCAA Tournament Sweet 16 secured the school's first-ever berth in the Elite Eight and gave the Seminoles their school-record 29th victory of the season, breaking the 1982 squad's mark of 28. Miami advanced to play in its first WNIT Final, a tournament that expanded to 64 teams last season from 48 in previous years. The Hurricanes advanced to the championship game after defeating Florida Gulf Coast, Florida, North Carolina A&T, Providence and Michigan. It was the first time in school history that the Hurricanes advanced to a postseason tournament championship, and the nine-win improvement from the previous year was their most since 1992.

The league's women's basketball programs continue to rank among the best in the country in terms of the postseason tournaments, having made 156 NCAA Tournament appearances and winning 206 games in the last 33 years, including 36 wins by a number one seed. In addition to sending three teams to the same Final Four for the first time in NCAA history, the league has boasted such national accomplishments as sending at least one team to the "Sweet 16" for 22 consecutive seasons and at least one to the Final Four in 11 of the last 22 seasons. The conference has also made 14 trips to the Final Four in the last 29 seasons, with three teams finishing second and North Carolina and Maryland capturing National Championships in 1994 and 2006, respectively.

Since 1989, the ACC has placed 14 players on the All-Final Four team, including Maryland's Laura Harper, who in 2006 joined the ranks of Virginia's Dawn Staley and North Carolina's Charlotte Smith as the NCAA Tournament Most Outstanding Player. In all, 67 ACC players have been named to the NCAA Tournament All-Region teams with 10 Most Outstanding Player recognitions.

Over the years, ACC women's basketball teams have gained national recognition through their television exposure. The 2009-10 schedule featured 64 televised games and included 106 television appearances. In addition, ACC teams had six ESPN2 games, five national Fox Sports contests, and made seven appearances on ESPN's Big Monday Presented by Bud Light women's college basketball package, which featured the nation's top teams in action every Monday, primarily at 7 p.m. or 9 p.m. ET from January 11 to March 1. The league also had 23 games on the league's regional sports network, which includes Comcast SportsNet, Fox Sports Net South, SunSports and New England's Sports Network (NESN).

Eight players have garnered National Player of the Year accolades while competing under the ACC banner. Staley was a back-to-back selection in 1991 and 1992, while Smith received the ESPY award in 1995. Duke's Alana Beard was recognized with National Player of the Year honors in both 2003 and 2004, and UNC's Ivory Latta earned ESPN.com National Player of the Year in 2006. In 2007, Duke guard Lindsey Harding was named the Naismith Trophy Women's College Player of the Year presented by AT&T.

Five league coaches have combined to earn 13 National Coach of the Year honors. North Carolina's

Sylvia Hatchell, Virginia's Debbie Ryan, former Maryland head coach Chris Weller, former Duke head coach Gail Goestenkors and the late NC State head coach Kay Yow all garnered national recognition.

Seven ACC representatives, including coaches and student-athletes, have participated in the Olympics. Yow, assisted by Hatchell, headed up the 1988 gold medal-winning Olympic team. Maryland's Vicky Bullett was a member of both the 1988 and 1992 Olympic teams. Staley, a three-time Olympian, struck gold in Athens as a member of the 2004 title squad, while Goestenkors served as an assistant coach on the gold medal-winning team in Athens.

Since the inaugural season of the Women's National Basketball Association (WNBA) in 1997, the ACC has been a recognizable presence in the league. Eighty-three (83) former ACC stars have played on the hardwood in the WNBA, while six former players have worked the sidelines as coaches. Two ACC players were selected in the first round of the 2010 WNBA Draft, while four players were taken overall. The league's record was set in 2006 and 2007, with nine taken in the respective professional drafts.

In addition, ACC women's basketball players have earned first-team Academic All-America honors 10 times, including Virginia's Val Ackerman - the former President of the WNBA in 1981. In 1997, NC State's Jennifer Howard was tabbed GTE CoSIDA Academic Player of the Year after posting a flawless 4.0 grade point average throughout her career. Thirteen players have earned ACC postgraduate scholarships, while three others were named NCAA Postgraduate Scholars.

## 2009-10 IN REVIEW

The 2009-10 academic year saw league teams capturing an all-time high eight national team titles and nine individual NCAA crowns. In all, the ACC has now won 50 national team titles over the last 13 years and two or more NCAA titles in 28 of the past 30 years.

The ACC was the only conference in America to place four of its teams in the final Top 10 rankings of the 2009-10 Learfield Director's Cup Standings - symbolic of the nation's top overall programs - as Virginia (3rd), Florida State (5th), North Carolina (7th), and Duke (10th) were ranked nationally in the Top 10.

A total of 123 league teams earned a berth in NCAA postseason competition, compiling a 116-64-3 (.637) mark in NCAA championships. The ACC had 96 teams ranked in the final Top 25 polls, including 42 teams ranked in the Top 10, while six teams finished No. 1 in at least one poll in their respective sport. In addition, the ACC had 253 league student-athletes named to All-America teams in 2009-10, 127 men and 126 women, and 108 ACC athletes earned Academic All-America honors. The league produced six national Player of the Year, four national Freshman of the Year, and four national Coach of the Year honorees.

### 2009-10 National Championships

Field Hockey - North Carolina  
Women's Soccer - North Carolina  
Men's Soccer - Virginia  
Men's Basketball - Duke  
Men's Ice Hockey - Boston College  
Men's Lacrosse - Duke  
Women's Lacrosse - Maryland  
Women's Rowing - Virginia



## THE CHAMPIONSHIPS

The conference will conduct championship competition in 25 sports during the 2010-11 academic year - 12 for men and 13 for women.

The first ACC championship was held in swimming on February 25, 1954. The conference did not conduct championships in cross country, wrestling or tennis during the first year.

The 12 sports for men include football, cross country, soccer, basketball, swimming, indoor and outdoor track, wrestling, baseball, tennis, golf and lacrosse. Fencing, which was started in 1971, was discontinued in 1981.

Women's sports were initiated in 1977 with the first championship meet being held in tennis at Wake Forest University.

Championships for women are currently conducted in cross country, field hockey, soccer, basketball, swimming, indoor and outdoor track, tennis, golf, lacrosse, softball and rowing, while volleyball determines its champion in regular season play.

## A HISTORY

The Atlantic Coast Conference was founded on May 8, 1953, at the Sedgefield Inn near Greensboro, N.C., with seven charter members - Clemson, Duke, Maryland, North Carolina, North Carolina State, South Carolina and Wake Forest - drawing up the conference by-laws.

The withdrawal of seven schools from the Southern Conference came early on the morning of May 8, 1953, during the Southern Conference's annual spring meeting. On June 14, 1953, the seven members met in Raleigh, N.C., where a set of bylaws was adopted and the name became officially the Atlantic Coast Conference.

Suggestions from fans for the name of the new conference appeared in the region's newspapers prior to the meeting in Raleigh. Some of the names suggested were: Dixie, Mid South, Mid Atlantic, East Coast, Seaboard, Colonial, Tobacco, Blue-Gray, Piedmont, Southern Seven and the Shoreline.

Duke's Eddie Cameron recommended that the name of the conference be the Atlantic Coast Conference, and the motion was passed unanimously. The meeting concluded with each member institution assessed \$200.00 to pay for conference expenses.

On December 4, 1953, conference officials met again at Sedgefield and officially admitted the University of Virginia as the league's eighth member. The first, and only, withdrawal of a school from the ACC came on June 30, 1971, when the University of South Carolina tendered its resignation.

The ACC operated with seven members until April 3, 1978, when the Georgia Institute of Technology was admitted. The Atlanta school had withdrawn from the Southeastern Conference in January of 1964.

The ACC expanded to nine members on July 1, 1991, with the addition of Florida State University.

The conference expanded to 11 members on July 1, 2004, with the addition of the University of Miami and Virginia Polytechnic Institute and State University. On October 17, 2003, Boston College accepted an invitation to become the league's 12th member starting July 1, 2005.

## THE SCHOOLS

Boston College was founded in 1863 by the Society of Jesus to serve the sons of Boston's Irish immigrants and was the first institution of higher

education to be founded in the city of Boston. Originally located on Harrison Avenue in the South End of Boston, the College outgrew its urban setting toward the end of its first 50 years. A new location was selected in Chestnut Hill and ground for the new campus was broken on June 19, 1909. During the 1940s, new purchases doubled the size of the main campus. In 1974, Boston College acquired Newton College of the Sacred Heart, 1.5 miles away. With 15 buildings on 40 acres, it is now the site of the Law School and residence halls. In 2004, BC purchased 43 acres of land from the archdiocese of Boston; this now forms the Brighton campus.

Clemson University is nestled in the foothills of the Blue Ridge Mountains near the Georgia border, and the tiger paws painted on the roads make the return to I-85 easier. The school is built around Fort Hill, the plantation home of John C. Calhoun, Vice President to Andrew Jackson. His son-in-law, Tom Clemson, left the land to be used as an agricultural school, and in 1893 Clemson opened its doors as a land-grant school, thanks to the efforts of Ben Tillman.

Duke University was founded in 1924 by tobacco magnate James B. Duke as a memorial to his father, Washington Duke. Originally the school was called Trinity College, a Methodist institution, started in 1859. In 1892, Trinity moved to west Durham where the east campus with its Georgian architecture now stands. Nearby are Sarah P. Duke gardens, and further west the Gothic spires of Duke chapel overlook the west campus.

Florida State University is one of 11 universities of the State University System of Florida. It was established as the Seminary West of the Suwannee by an act of the Florida Legislature in 1851, and first offered instruction at the post-secondary level in 1857. Its Tallahassee campus has been the site of an institution of higher education longer than any other site in the state. In 1905, the Buckman Act reorganized higher education in the state and designated the Tallahassee school as the Florida Female College. In 1909, it was renamed Florida State College for Women. In 1947, the school returned to a co-educational status, and the name was changed to Florida State University.

Next to I-85 in downtown Atlanta stands Georgia Institute of Technology, founded in 1885. Its first students came to pursue a degree in mechanical engineering, the only one offered at the time. Tech's strength is not only the red clay of Georgia, but a restored gold and white 1930 model A Ford Cabriolet, the official mascot. The old Ford was first used in 1961, but a Ramblin' Wreck had been around for over three decades. The Ramblin' Wreck fight song appeared almost as soon as the school opened, and it is not only American boys that grow up singing its rollicking tune, for Richard Nixon and Nikita Khrushchev sang it when they met in Moscow in 1959.

The University of Maryland opened in 1856 as an agricultural school nine miles north of Washington, D.C., on land belonging to Charles Calvert, a descendant of Lord Baltimore, the state's founding father. The school colors are the same as the state flag: black and gold for George Calvert (Lord Baltimore) and red and white for his mother, Alice Crossland. Maryland has been called the school that Curley Byrd built, for he was its quarterback, then football coach, athletic director, assistant to the president, vice-president, and finally its president. Byrd also designed the football stadium and the campus layout, and suggested the nickname

Terrapin, a local turtle known for its bite, when students wanted to replace the nickname Old Liners with a new one for the school.

The University of Miami was chartered in 1925 by a group of citizens who felt an institution of higher learning was needed for the development of their young and growing community. Since the first class of 560 students enrolled in the fall of 1926, the University has expanded to more than 15,000 undergraduate and graduate students from every state and more than 114 nations from around the world. The school's colors, representative of the Florida orange tree, were selected in 1926. Orange symbolizes the fruit of the tree, green represents the leaves and white, the blossoms.

The University of North Carolina, located in Chapel Hill, has been called "the perfect college town," making its tree-lined streets and balmy atmosphere what a college should look and feel like. Its inception in 1795 makes it one of the oldest schools in the nation, and its nickname of Tar Heels stems from the tar pitch and turpentine that were the state's principal industry. The nickname is as old as the school, for it was born during the Revolutionary War when tar was dumped into the streams to impede the advance of British forces.

North Carolina State University is located in the state capital of Raleigh. It opened in 1889 as a land-grant agricultural and mechanical school and was known as A&M or Aggies or Farmers for over a quarter-century. The school's colors of pink and blue were gone by 1895, brown and white were tried for a year, but the students finally chose red and white to represent the school. An unhappy fan in 1922 said State football players behaved like a pack of wolves, and the term that was coined in derision became a badge of honor.

The University of Virginia was founded in 1819 by Thomas Jefferson and is one of three things on his tombstone for which he wanted to be remembered. James Madison and James Monroe were on the board of governors in the early years. The Rotunda, a half-scale version of the Pantheon which faces the Lawn, is the focal point of the grounds as the campus is called. Jefferson wanted his school to educate leaders in practical affairs and public service, not just to train teachers.

Virginia Tech was established in 1872 as an all-male military school dedicated to the original land-grant mission of teaching agriculture and engineering. The University has grown from a small college of 132 students into the largest institution of higher education in the state during its 132-year history. Located in Southwest Virginia on a plateau between the Blue Ridge and Alleghany Mountains, the campus consists of 334 buildings and 20 miles of sidewalks over 2,600 acres. The official school colors - Chicago maroon and burnt orange - were selected in 1896 because they made a "unique combination" not worn elsewhere at the time.

Wake Forest University was started on Calvin Jones' plantation amid the stately pine forest of Wake County in 1834. The Baptist seminary is still there, but the school was moved to Winston-Salem in 1956 on a site donated by Charles H. and Mary Reynolds Babcock. President Harry S. Truman attended the ground-breaking ceremonies that brought a picturesque campus of Georgian architecture and painted roofs. Wake's colors have been black and gold since 1895, thanks to a badge designed by student John Heck who died before he graduated.

# THE ACC TOURNAMENT

## TIEBREAKER PROCEDURES:

According to the 2010-11 ACC Manual, the following tie-breaking procedures will be followed for the 2011 ACC Women's Basketball Tournament:

## ACC MANUAL

### Section V-2 (pg 64)

Seeding for the Basketball Championship will be determined by the regular season Conference standings. In case of a tie, the following formula will be used:

1) When two teams are tied in the standings, regular season head-to-head results are used as the tiebreaker.

2) If the tied teams played each other twice in the regular season and split their games, then each team's record vs. the team occupying the highest position in the final regular season standings (or in case of a tied for first place, the next highest position in the regular season standings) and then continuing down through the standings until one team gains an advantage.

a) When arriving at another pair of tied teams while comparing records, use each team's record against the collective tied teams as a group (prior to their own tie-breaking procedures), rather than the performance against the individual tied teams.

b) When comparing records against a single team or a group of teams, the higher winning percentage shall prevail, even if the number of games played against a team or group is unequal (i.e., 2-0 is better than 3-1; 1-0 is the same as 2-0; 2-0 is the same as 4-0, 2-1 is the same as 4-2; 1-0 is better than 1-1; 0-1 is the same as 0-2; 0-2 is the same as 0-4). If the winning percentage of the tied teams is equal against a team, or a group of tied teams, continue down through the standings until one team gains an advantage.

3) If three or more teams are tied in the standings, the following procedures will be used:

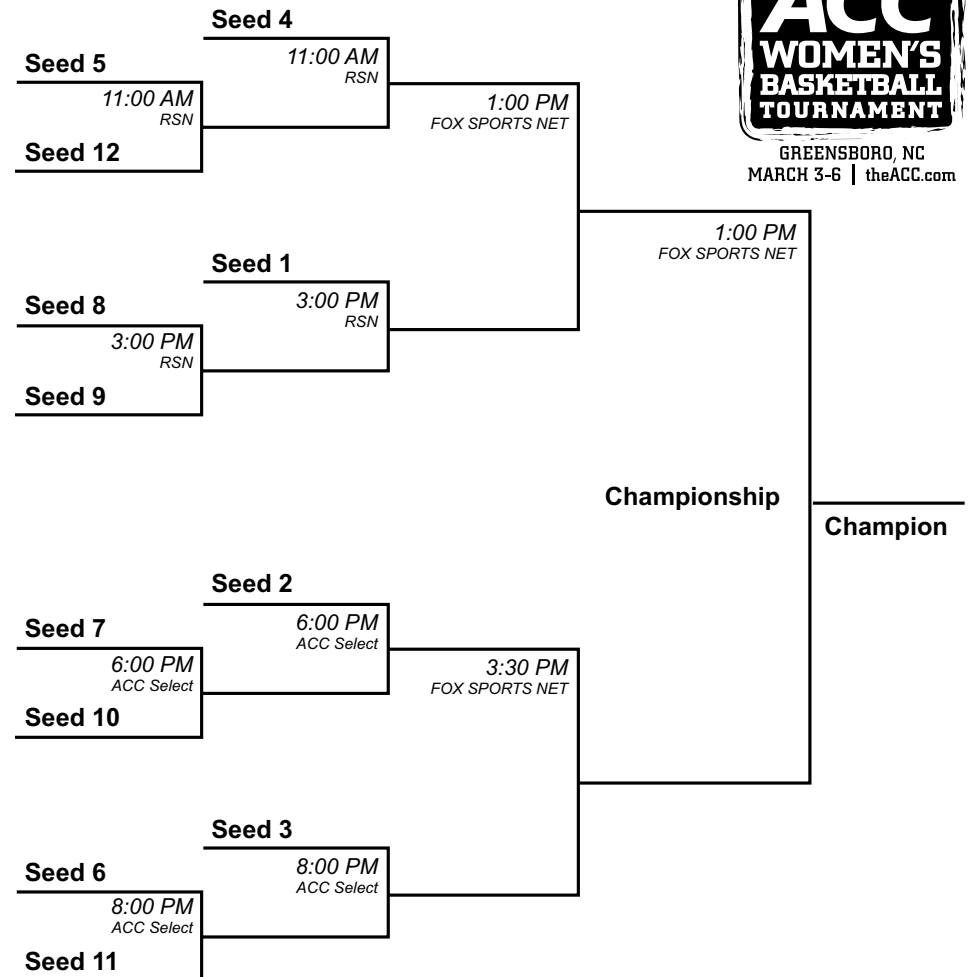
a) The combined record of conference games between the tied teams involved will be compiled. Ties will be broken and seedings assigned based on the winning percentage of the combined conference records. The higher winning percentage shall prevail, even if the number of games played against the team or group is unequal (i.e., 2-0 is better than 3-1; 1-0 is the same as 2-0; 2-0 is the same as 4-0; 2-1 is the same as 4-2; 1-0 is better than 1-1; 0-1 is the same as 0-2; 0-2 is the same as 0-4).

b) If procedure (a) fails to break the tie, then each tied team's record shall be compared to the team occupying the highest position in the final regular season standings, continuing down through the standings until one team gains an advantage by a higher winning percentage.

1st Round	Quarterfinals	Semifinals	Finals
Thursday	Friday	Saturday	Sunday
March 3	March 4	March 5	March 6



GREENSBORO, NC  
MARCH 3-6 | theACC.com



RSN-TV - FOX sports Net South, ComCast Sports Net, Sun Sports, NESN (New England Sports Network)

c) If the tie is broken by (a) or (b) regarding one or more teams, but three or more teams remain tied, then procedures (a) and (b) will be re-applied among those tied teams only.

d) If two teams remain tied, procedures (1) and (2) will be followed.

4) If there is more than one tie in the standings, and when utilizing the tie-breaking procedures there are a pair of teams tied, a team's record against the combined tied teams (prior to their own tie-breaking procedures) is used, rather than performance against the individual tied teams.

5) If procedures (2) and/or (3) fail to establish an advantage, a coin flip to break the tie will be conducted by the commissioner after the final regular season game before the Conference Championship.

6) If a coin flip or draw (for a three or more teams tied) is required, the procedure takes place immediately following the conclusion of the last regular season game prior to the Conference Championship. The procedure is administered by the commissioner or a designated assistant. This session is open to the media and to the athletics department representatives from the tied teams.



# JOHN SWOFFORD

## ATLANTIC COAST CONFERENCE COMMISSIONER

and, in 2008, the conference set an NCAA record when 10 of its 12 teams (83%) participated in bowl play. This year, the ACC has agreements in place with nine bowls including the Orange Bowl, home to the ACC Champion since 2006.

During Swofford's first 13 years as Commissioner, ACC teams have won 50 national team titles and 1,337 ACC teams have participated in various NCAA championships - an average of over 100 NCAA teams per year.

A long-time advocate of the importance of academics and student-athlete welfare, Swofford stimulated the formation of the league's first-ever ACC Student-Athlete Advisory Committee. This group of current ACC student-athletes gives the conference direct feedback on their experiences participating at the highest level of college athletics.

In 2006, the prestigious ACC Men's Basketball Tournament was awarded out to 2015. Throughout Swofford's tenure, the iconic event will have traveled to many dynamic cities within the footprint of the league including Atlanta, Ga., Washington D.C. and Tampa, Fla., in addition to the traditional stops in Greensboro and Charlotte. The 2001 ACC Tournament in Atlanta set NCAA attendance records for single session (40,083), per session average (36,505) and total attendance (182,525).

Swofford placed an added emphasis on the development of women's basketball in the ACC with the hiring of an Associate Commissioner for Women's Basketball to oversee all aspects of the sport on both a conference and national level.

The Director of Athletics at the University of North Carolina from 1980 to 1997, Swofford was instrumental in building North Carolina's athletics department into one of the country's most respected programs. He became the school's athletic director on May 1, 1980 and at the age of 31, he was the youngest major college Athletics Director in the nation at the time.

During his tenure, Tar Heel athletic teams claimed 123 ACC championships and 24 national collegiate titles, including two in men's basketball and one in women's basketball. During the 1993-94 year, the Tar Heels captured the inaugural Sears Directors' Cup, emblematic of the collegiate all-sports champion and finished in the Top Six of the Sears Cup standings in each year of Swofford's tenure that the award was given.

Under his leadership, North Carolina enjoyed tremendous growth in its athletic facilities, including the construction of the Smith Center, a complex which includes a 21,572-seat basketball arena, the Koury Natatorium and the Frank H. Kenan Football Center. He initiated the idea and provided the impetus for the founding of North Carolina's trademark licensing program.

The University chose to recognize his many accomplishments by establishing the John D. Swofford women's athletics scholarship and naming an auditorium in the school's football complex in his honor.

John and his wife Nora reside in Greensboro, N.C. and together they have three children, Amie, Chad and Autumn, who is married to Sherman Wooden. Autumn and Sherman welcomed Maya, their first child, to the family in April of 2010.

Now in his 14th year as Commissioner, John Swofford has made a dramatic impact on the Atlantic Coast Conference and college athletics. Swofford has built his career on the appropriate balance of academics, athletic achievement and integrity and is regarded as one of the top administrators in the NCAA.

Swofford assumed his role as the fourth full-time commissioner of the Atlantic Coast Conference in July of 1997. He follows James H. (Jim) Weaver, the league's first Commissioner from 1954-1970, Robert (Bob) James, who served from 1971-1987 and Eugene F. (Gene) Corrigan, who held the position from 1987 to 1997.

In addition to overseeing one of the nation's largest athletic conferences, Swofford has been pivotal in positioning the Atlantic Coast Conference for the future.

In July of 2010, Swofford's leadership and negotiating skills helped the conference secure a new 12 year multi-media rights agreement with ESPN. The extensive television package begins with the 2011-12 academic year and will more than double television revenue to the 12 member institutions. In addition to reaching new heights financially, ACC content will now be televised more, both regionally and nationally, than at any point in league history, while also best positioning the conference within the continuous, ever-changing world of technology.

Equally as historic, in 2003, on behalf of the nine league institutions and the ACC Council of Presidents, Swofford introduced Miami, Virginia Tech and Boston College as the newest members of the ACC. With the expansion, Swofford helped bring the conference extended and enhanced television contracts in both football and basketball. Highlights included the rights to the inaugural ACC Football Championship Game and significant increases in the number of televised games as well as negotiating an agreement with XM Satellite Radio, to broadcast the league's football, men's and women's basketball games nationally.

In the sport of basketball, Swofford was instrumental in creating the ACC/Big Ten Challenge that began in men's basketball in 1999. Then in 2007, the two conferences hosted the inaugural ACC/Big Ten Women's Basketball Challenge.

Highly respected by his peers, Swofford was a force in the development and growth of the Bowl Championship Series and is the only person to serve two terms as its Coordinator.

Since becoming Commissioner, Swofford has been responsible for securing increased bowl opportunities for the ACC. The past five seasons, at least seven ACC teams have earned bowl bids

### EDUCATION

High School: Wilkes Central High School  
North Wilkesboro, NC  
College: University of North Carolina, 1971  
Morehead Scholarship Recipient  
Graduate: Ohio University, 1973  
MEd. in Athletics Administration

### PLAYING EXPERIENCE

1965-67 Two-time All-State QB and three-sport MVP at Wilkes Central High School  
  
1969-71 North Carolina varsity football team  
quarterback and defensive back  
Peach Bowl, 1970  
Gator Bowl, 1971  
ACC Champions, 1971

### ATHLETIC ADMINISTRATION EXPERIENCE

1973-76 Ticket Manager/Asst. to the Director of Athletic Facilities and Finance  
University of Virginia  
1976-79 Assistant Athletics Director and Business Manager University of North Carolina  
1979-80 Assistant Executive Vice-President of the Educational Foundation  
University of North Carolina  
1980-97 Director of Athletics University of North Carolina  
1997- Commissioner Atlantic Coast Conference

### MEMBERSHIP ON BOARDS AND COMMITTEES

NCAA Men's College Basketball Officiating, LLC Board, 2010-present  
National Sportscasters and Sportwriters Association  
Honorary Board, 2009-present  
College Football Officiating, LLC Board of Managers, 2008-present  
North Carolina Sports Hall of Fame Advisory Board, 2008-present  
Wyndham Championship Board of Directors, 2002-present  
National Letter of Intent Appeals Committee, 2002-present

BCS Coordinator, 2000-01, 2008-09  
IA Collegiate Commissioner's Assoc. (Chair), 2005-07  
NCAA Football Board of Directors (President), 2004-05  
NCAA Executive Committee, 1995-97  
NCAA Division I Championship Committee (Chair), 1995-97  
NCAA Special Committee to Study a Division I-A Football Championship, 1994-95  
President of NACDA, 1993-94  
NCAA Special Events Committee, 1987-91  
NCAA Communications Committee (Chair), 1987-89  
NCAA Football Television Committee (Chair), 1984


### HONORS AND AWARDS

North Carolina Sports Hall of Fame, 2009  
Homer Rice Award, 2005 (presented by the Division 1A Athletic Directors' Association)  
Horizon Award, 2004 (presented by the Atlanta Sports Council recognizing the National Sports Business Executive of the Year)  
Chick-fil-A Bowl Hall of Fame, 2003  
Fifth most influential person in U.S. sports by the Sporting News, 2003  
Outstanding American Award for the Triangle Chapter of the College Football Hall of Fame, 2002  
North Carolina High School Athletic Association's Hall of Fame, 2002  
Ohio University's Charles R. Higgins Distinguished Alumnus Award, 1984


# HISTORY & RECORDS

Virginia Tech has a long, proud tradition of success, including 19 winning seasons, 12 postseason appearances and nine trips to the NCAA Tournament.






Renee  
Dennis



Taiqua  
Brittingham




Tere  
Williams



# HOKIE HOOPS HISTORY

FROM A HUMBLE BEGINNING MORE THAN 30 YEARS AGO, VIRGINIA TECH WOMEN'S BASKETBALL HAS DEVELOPED INTO ONE OF THE NATION'S TOP COLLEGE PROGRAMS



*Renee Dennis is Tech's all-time leading scorer with 1,791 points.*

## THE BEGINNINGS

Women's basketball at Virginia Tech began in 1970 as a club sport under the direction of coach Ganna Roberts. John Ristroph coached the squad during the 1972-73 season. In 1973, Joe Sgro, a professor at Tech, took over the team until 1976 when John Wetzel was named head coach. The team gained full varsity status beginning with the 1976-77 season.

## TECH'S VARSITY COACHES

The Hokies' first varsity coach was former Tech player and former assistant coach of the NBA's Portland Trail Blazers, John Wetzel. He played on the men's team from 1963-66 and then went on to play pro ball with the Lakers, Suns and Hawks before coming back to Tech to finish his education and coach the women's squad. In his first and only season, his team recorded a 7-9 record.

Taking over for Wetzel in 1977 was Carolyn Owen, whose team registered an 8-16 mark. In 1978, Carol Alfano came on the scene and, in just her second season, guided the Tech women to their first winning record. Bonnie Henrickson became the Hokies' fourth head coach in 1997, taking over for Alfano, who served as Tech's coach for 19 seasons.

Beth Dunkenberger became head coach in 2004 and has guided Tech to the postseason three times

while at the helm. The Hokies received bids to the NCAA Tournament in 2005 and 2006 and advanced to the WNIT Third Round in 2007.

## FIRST SCHOLARSHIP PLAYERS

The first women's basketball player to earn any kind of scholarship was Helena Flannagan in 1977, when she received partial aid. Kim Albany (1978-82), who was recruited by Owen, was Tech's first full scholarship player. Also in 1978, Sis Spriggs received a full grant, and partials went to Donna Cooper, Pauline Landis and Sandy Berry.

## RETIRED JERSEY

Renee Dennis' No. 44 jersey was retired at the conclusion of her career in 1987. Dennis, from Bridgeport, Conn., is one of only 14 athletes in Tech athletic history to have his or her jersey retired. She was the first female athlete to receive that honor and one of only three so far in Hokie history.

The others to have their jerseys retired are head football coach Frank Beamer, football players Cornell Brown, Carroll Dale, Jake Grove, Frank Loria, Jim Pyne, Bruce Smith and Michael Vick, men's basketball stars Dell Curry, Vernell "Bimbo" Coles, Allan Bristow and Ace Custis, baseball coach Chuck Hartman, baseball player Johnny Oates and volleyball standout Lisa Pikalek.

## PROFESSIONAL PLAYERS

Dennis played professionally in Australia, where she was her division's Player of the Year in 1989-90. Wendy Sanders played professionally in Belgium.

Tere Williams became the first Hokie to be selected in the WNBA Draft, when she was picked in the third round by the Phoenix Mercury. Ieva Kublina was drafted in the third round (31st overall) in the 2004 draft by the Indiana Fever.

At the conclusion of the 2005-06 season, the Hokies' Kerri Gardin was selected in the third round (34th overall) of the WNBA Draft by the Chicago Sky.

Nare Diawara was drafted in the third round (30th overall) of the 2007 WNBA Draft by the San Antonio Silver Stars.

Gardin, who played overseas following her collegiate career, became the first Tech player to play and start in a WNBA regular season game in 2008 as a member of the Connecticut Sun.

Kublina is playing in Hungary, Gardin in Israel and Lindsay Biggs Utahya Dye are currently playing professionally in Europe. Kublina competed in the 2008 Summer Olympics in Beijing, China, and Diawara led her Malian National Team to the 20th African Nations Championship in Dakar, Senegal. However, Diawara missed the Olympics due to injury.

## ACADEMIC EXCELLENCE

Christi Osborne was named to the CoSIDA Academic All-America first team in 1994-95 and was a second-team member in 1993-94. Brittany Cook was selected to the third team in 2008 as was Laura Haskins in 2009. Several Hokies have been named to the CoSIDA District III Academic All-America team, including Amy Byrne (1988-89), Christi Osborne (1992-93, 1993-94, 1994-95), Maria Albertsson (1997-98, 1998-99), Amy Wetzel (1998-99, 1999-00), Sarah Hicks (2001-02), Erin Gibson (2003-04, 2004-05), Ieva Kublina (2003-04), Carrie Mason (2004-05, 2005-06), Brittany Cook (2007-08) and Laura Haskins (2007-08, 2008-09). Osborne also was a recipient of the Rawlings Scholarship Award (1994-95). Haskins was selected as the first winner of the Kay Yow Award as the ACC Women's Basketball Scholar Athlete of the Year.

## BEST OF THE METRO

The Virginia Tech women's basketball team won two championships as a member of the Metro Conference. Tech won the 1994 Metro Conference Tournament by knocking off Virginia Commonwealth, UNC Charlotte and Southern Miss in succession. The Hokies captured the 1995 Metro regular-season championship with a 10-2 league record.

## ATLANTIC 10 CHAMPS

The Hokies captured the Atlantic-10 Conference Tournament championship in 1998 with a thrilling 66-64 overtime win over host Massachusetts. Virginia Tech won the Atlantic-10 regular-season title in 1998-99 with a 15-1 league record.

## NATIONAL HONORS

Williams and Lisa Witherspoon were named as honorable mentions to the 1999 Associated Press All-America teams. In 1995, Jenny Root was an honorable mention selection to the Kodak All-America team. The Women's Basketball News Service named Tere Williams to the 1998 Freshman

All-America third team. In 2008, Brittany Cook was a third-team selection to the ESPN The Magazine All-America team.

### ALL-ATLANTIC COAST CONFERENCE

Utahya Drye was a 2010 honorable mention All-ACC selection after leading the Hokies in scoring. Kerri Gardin represented Virginia Tech on the All-Atlantic Coast Conference team, earning honorable mention honors during the 2004-05 season. Gardin averaged a double-double against the rest of the league, with 12.2 points per game during ACC play, while pulling down 10.1 rebounds a contest. Both were team-highs during the conference slate.

Gardin again earned all-conference honors during the 2005-06 season. She was second on the team in scoring with 12.4 points per game, and she led the league in rebounds per contest, pulling down 10.0 per game.

Kirby Copeland was an honorable mention selection for the 2006-07 season. Copeland led the team in scoring (15.0), assists (146) and steals (68).

Brittany Cook, after leading the ACC in scoring, was named to the 2007-08 all-conference second team.

### ALL-BIG EAST CONFERENCE

Williams was the first Hokie to be selected for All-BIG EAST honors after being named to the all-conference second team following the 2000-01 season. Ieva Kublina was selected as the 2001-02 BIG EAST Most Improved Player and was named to the all-conference second team. Sarah Hicks was a member of the 2001-02 all-conference third team. Kublina became the first Tech player to be named to the All-BIG EAST first team in 2002-03, and Carrie Mason was named to the 2003 BIG EAST All-Rookie team. Kublina was selected to the 2004 All-BIG EAST second team.



*Utahya Drye became the 22nd member of the 1,000-point club last season.*

### ALL-ATLANTIC 10 CONFERENCE


The Hokies were well represented on the All-Atlantic 10 Conference teams during their five years in the league. Michelle Houseright was the first Virginia Tech player named to the All-Atlantic 10 team in 1996 as a second-team selection and Lisa Witherspoon was a second-team pick in 1999. Other Hokies named to the team include Tere Williams, a first-team selection in 1999 and 2000 and a second-team member in 1998; Wetzel, a second-team choice in 1999 and 2000; and Chrystal Starling, a member of the third team in 2000.

### ALL-METRO CONFERENCE

In 14 seasons as a Metro Conference member, Virginia Tech placed 12 players on the all-conference team, including Jenny Root, who was honored as the 1994-95 Metro Player of the Year. Hokies named to the first team include Taiqua Brittingham (1984), Renee Dennis (1986, 87), Susan Walvius (1986), Amy Byrne (1989) and Root (1994, 95). Second-team selections include Angie Kelly (1986), Maureen Donovan (1987), Michelle Bain (1988), Amy Byrne (1989), Missy Sallade (1989, '90), Jeni Garber (1991), Lisa Griffith (1992), Christi Osborne (1993, '94, '95) and Root (1993).

### TOURNAMENT STARS

Virginia Tech players have left their mark in postseason play through the years. Ieva Kublina was named to the 2003 BIG EAST All-Tournament team and to the 2002 WNIT All-Tournament team. Tere Williams (1998) and Amy Wetzel (1999) were named to the All-Atlantic 10 Tournament team, as was Michelle Houseright (1998). Christi Osborne was a three-time member of the All-Metro Tournament team (1992, 93, 94) and was selected as the 1994 Most Valuable Player. Two-time All-Metro tournament members include Taiqua



*Jenny Root was the 1995 Metro Conference Player of the Year.*

Brittingham (1983-84), Renee Dennis (1986-87), Jeni Garber (1988-89) and Sue Logsdon (1993-94).


### FRESHMAN PHENOMS

Freshmen have made an immediate impact on the women's basketball program through the years. Andrea Barbour was a member of the 2007-08 ACC All-Freshman team, and Carrie Mason was named as a 2002-03 honorable mention selection to the WomensCollegeHoops.com All-American Freshman team and was a member of the BIG EAST All-Rookie Team. Williams was named to the 1998 Women's Basketball News Service Freshman All-American third team as well as being named Atlantic 10 Co-Rookie of the Year. Virginia Tech placed one player on the Atlantic 10 All-Rookie team in each of its five seasons in the league. Three Hokies, Garber (1988-89), Logsdon (1990-91) and Osborne (1991-92), were named to the Metro Conference All-Rookie team.

### 1,000-POINT CLUB

Twenty-two Virginia Tech women's basketball players have reached the 1,000-point plateau, with the most recent being Utahya Drye, who joined the club during the 2009-10 season. Renee Dennis, Tech's all-time leading scorer, totaled 1,791 points during her Tech career. Other Hokies who have reached the 1,000-point plateau are: Tere Williams (1,750), Ieva Kublina (1,647), Jenny Root (1,582), Christi Osborne (1,500), Amy Wetzel (1,444), Carrie Mason (1,369), Chrystal Starling (1,340), Amy Byrne (1,291), Utahya Drye (1,166), Susan Walvius (1,161), Robin Lee (1,147), Dawn Chriss (1,121), Erin Gibson (1,117), Michelle Houseright (1,112), Kirby Copeland (1,094), Sarah Hicks (1,092), Angie Kelly (1,092), Michelle Bain (1,068), Kerri Gardin (1,061), Lisa Griffith (1,033) and Brittany Cook (1,006).

# POSTSEASON APPEARANCES



*Tere Williams and the Hokies won a first round game in the 2001 NCAA Tournament before losing to Texas Tech in Lubbock, Texas.*

## 2001 NCAA

- Tech received an at-large bid to the NCAA Midwest Regional as a No. 7 seed. The Hokies had compiled a 21-8 record entering the tournament in their first season in the BIG EAST Conference. Tech finished fourth in the league with an 11-5 record and advanced to the tournament semifinals before being eliminated by eventual national champion, Notre Dame.

Tech's fourth consecutive postseason appearance, and third invitation to the NCAA Tournament in the past four seasons, began with a resounding 77-57 victory over Denver in the first round at Lubbock, Texas. Chrystal Starling led five Hokies in double figures with 20 points as Tech shot 55.3 percent from the field. In the second round, Tech faced Texas Tech on the Lady Raiders' home floor in front of 12,161. The Hokies played a great first half and took a 25-18 lead into the locker room at the intermission. The Lady Raiders, however, exploded in the second half, shooting 63.0 percent and scoring 55 points to defeat the Hokies, 73-52.

## 2002 WNIT

- Virginia Tech received an invitation to the WNIT, which marked the Hokies' second venture to the tournament and their most successful to date.

The Hokies compiled an 18-10 record entering the WNIT after posting a 15-2 record at one point in the season, the second-best start to a season in the program's history. The two losses were by a total of three points.

## 1994 NCAA

- Virginia Tech had a 24-5 record and captured the Metro Conference Tournament title and advanced to the Hokies' first NCAA Tournament. Tech was seeded eighth in the East Region and played host to Auburn in a first-round game at Cassell Coliseum. Auburn, on the strength of 24 points and 12 rebounds from Danielette Coleman, defeated the Hokies, 60-51. Tech guard Christi Osborne led the Hokies with 22 points and seven rebounds.

## 1995 NCAA

- Tech kept up its success by claiming the Metro Conference regular-season championship with a 21-8 record. The Hokies, again seeded eighth in the East Region, faced St. Joseph's in the first round at the University of Connecticut's Gampel Pavilion. The Hokies downed the Hawks, 62-52, behind 18 points from Christi Osborne. The Hokies' second-round opponent, UConn, ended up as the 1995 NCAA champion. Guard Jennifer Rizzotti burned the Hokies for 20 points as the Huskies advanced, 91-45.

## 1998 NCAA

- With former Tech assistant coach Bonnie Henrickson back in Blacksburg as the head coach, the Hokies posted their third trip to the NCAA Tournament in five years. Tech traveled to Gainesville, Fla., as the No. 11 seed in the NCAA West Region. The Hokies, behind a record-breaking performance from guard Amy Wetzel, surprised sixth-seeded Wisconsin, which was ranked No. 23 at the time, 75-64. Wetzel set a Tech record

and tied an NCAA West Region free throw mark by converting 16 free throws for a career-high 28 points. The Hokies, however, would bow out after round two as host Florida, ranked No. 12, won 89-57. Wetzel again led all scorers with 24 points.

## 1999 NCAA

- The Hokies used the 1999 season to establish themselves as one of the nation's elite programs. Henrickson led Tech to a school-record 28-3 finish, including a 15-1 Atlantic 10 mark. Cassell Coliseum was the site for NCAA First- and Second- Round games. The Hokies dispatched Saint Peter's, 73-48, before defeating Auburn, 76-61, to earn the program's first Sweet 16 appearance. Tech traveled to Greensboro, N.C., to face second-ranked Tennessee in the NCAA East Regional. Behind 27 points from National Player of the Year Chamique Holdsclaw, the Volunteers eliminated Tech, 68-52, to advance.

## 2000 WNIT

- Virginia Tech posted its third consecutive 20-win season under Henrickson. The Hokies posted a 20-11 record and made their first appearance in the Women's National Invitational Tournament. Cassell Coliseum was the site of the first-round matchup against Georgia State. The Hokies used a 12-3 run midway through the second half to break open a close contest and went on to win, 80-56. Maryland was the WNIT Sweet 16 opponent two days later, and the two teams battled into overtime. The Terrapins used a 10-2 run in the last 3:11 of the extra session to eliminate the Hokies, 68-60.



*Chrystal Starling scored 20 points in the Hokies' 2001 NCAA victory over Denver*



Tech's four-game WNIT run, all in the Cassell, opened with a tight 51-45 win over UNC Greensboro.

The second-round contest was a renewal of the rivalry with former A-10 opponent George Washington. Trailing 32-27 at the half, Tech played one of its best halves of the year to win, 68-52.

Vermont was the Hokies' quarterfinal opponent, with the night belonging to senior Sarah Hicks who had 22 points, including four treys. Kublina added 13 points and nine boards as Tech won, 76-48.

Tech's run in the tournament ended in a thrilling 77-72 overtime loss to Houston in front of 5,409 Hokie faithful. Kublina erupted for a career-high 32 points, which was the fourth-highest single-game total by a Tech player. For her efforts, Kublina was named to the all-tournament team.

## 2003 NCAA


• Tech made its sixth consecutive postseason appearance following a 21-9 regular season. The Hokies, who lost in the BIG EAST Tournament semifinals to eventual national champion Connecticut, were seeded seventh in the East Regional at West Lafayette, Ind. Freshman Carrie Mason hit a running layup with 1.1 seconds remaining to give Tech a 61-59 win over Georgia Tech. Ieva Kublina led the way with 18 points, followed by Chrystal Starling's 15-point effort. In the second round, the Hokies faced No. 10 Purdue on the Boilermakers home floor. Despite shooting 54.9 percent from the field, Tech fell, 80-62, as the Boilermakers nailed eight three-point shots and forced 20 turnovers.

## 2004 NCAA

• Tech made its seventh consecutive postseason appearance and seventh NCAA Tournament



*Ieva Kublina led Tech with 26 points against Iowa in the 2004 NCAA tournament*



*The Hokies thank their fans following a win over Missouri in the 2006 College Park, Pa., NCAA Regional*

appearance in the past 11 seasons following a 22-8 regular season in its final season as a member of the BIG EAST Conference. The Hokies, who lost in the BIG EAST Tournament quarterfinals to eventual national champion Connecticut, were seeded eighth in the East Regional and hosted the first two rounds in Cassell Coliseum. Ieva Kublina scored 26 points to lead the hot-shooting Hokies to an 89-76 first-round win over Iowa. Tech built a 40-27 halftime lead by connecting on 51.7 percent from the field and shot a sizzling 67 percent (20-30) in the second half. In addition to Kublina's outburst, Carrie Mason followed with 19 points, including two treys.

The Hokies matched up with the region's top seed and fifth-ranked Penn State in the second round. After leading, 28-25, at the half, Tech saw the Lady Lions put together a 27-5 outburst in the second half to eliminate the Hokies, 61-48, before 7,128 fans, the eighth-largest crowd for a women's contest in Blacksburg. Mason and Kublina again led the way with 16 and 15 points, respectively.

## 2005 NCAA

• Virginia Tech made its eighth consecutive postseason appearance and eighth NCAA Tournament in the past 12 seasons, following a 17-10 regular season. The Hokies, who lost to Wake Forest in the ACC Tournament, received an at-large bid as the No. 12 seed in the College Park, Md., Regional. Dawn Chriss netted 20 points, but Tech could not overcome a 17-point

first-half deficit, falling, 79-78, in front of 3,745 fans to No. 16 DePaul. In addition to Chriss' 20, Kirby Copeland, Erin Gibson and Kerri Garden all reached double figures.

## 2006 NCAA

• Virginia Tech made its ninth consecutive postseason appearance and ninth NCAA Tournament appearance in the past 13 seasons following a 19-10 regular season. The Hokies posted their first-ever ACC Tournament win, defeating Wake Forest, before falling to Duke in the quarterfinals. Tech earned an at-large bid as the No. 7 seed in the University Park, Pa., Regional.

The Hokies had five players in double figures in the opening round, helping them knock off No. 10 seed Missouri, 82-51. Tech then fell to the No. 2 seed, Connecticut Huskies, 79-56. Dawn Chriss and Kerri Gardin each posted a team-high 16 points while Carrie Mason chipped in 13.

## 2007 WNIT

• Virginia Tech made it 10 in a row in the postseason with a bid to the WNIT following an 18-15 regular season. After receiving a first-round bye, Tech hosted Western Carolina and used a strong defensive performance in the second half to pull away to a 74-64 victory. A career-high 24 points from Britney Anderson proved not to be enough as the Hokies fell at home to Auburn, 81-74, in the third round.

# BIG VICTORIES FOR TECH

## VIRGINIA TECH'S WINS OVER NATIONALLY RANKED TEAMS

- In 1984, Tech shocked No. 20 North Carolina, 74-73, behind Renee Dennis' 17 points.

- In 1984, the Hokies defeated No. 16 Louisiana State, 86-77, in the Marriott-Converse Christmas Classic in Blacksburg.


- One of the biggest wins in Tech women's basketball history came in 1985 when Tech upset No. 5 Old Dominion, 73-72. It was the first win over the Lady Monarchs in 11 games.

- In 1987, the Hokies upended 16th-ranked James Madison, 63-61, behind a 16-point, 13-rebound performance from freshman Amy Byrne.

- In the middle of what was then the longest winning streak in school history, the Hokies upset No. 13 South Carolina in 1987 in Blacksburg, 63-59. Amy Byrne led the Hokies with 16 points and 12 rebounds.

- Virginia Tech upset No. 18 Southern Mississippi, 60-59, in a Cassell Coliseum barn-burner on Feb. 28, 1994. Guard Lisa Leftwich, who led Tech with 18 points, hit a key finger roll with 42 seconds remaining.

- In one of the biggest games in the program's history, Tech defeated No. 19 Southern Mississippi in the final of the 1994 Metro Conference Tournament, 83-76. The win gave Tech its first Metro Tournament title and sent the Hokies to the NCAA Tournament for the first time in their history.



*The Hokies upset No. 24 Wisconsin, 75-64, in the 1998 NCAA First Round*



*The Hokies celebrate a 1998 win over No. 6 Duke at Cameron Indoor Stadium.*

- The Hokies knocked off No. 9 Virginia, 69-62, in Cassell Coliseum on Jan. 13, 1995. The win propelled Virginia Tech into the national rankings for the first time. Christi Osborne, Angela Donnell, Jenny Root and Terri Garland all scored in double figures for the Hokies.

- Tech downed No. 24 Wisconsin, 75-64, in the first round of the 1998 NCAA Regional in Gainesville, Fla. Guard Amy Wetzel converted a school-record 16-of-17 free-throw attempts and scored 28 points to pace the Hokies.

- The Hokies traveled to "Tobacco Road" on Nov. 17, 1998, to knock off sixth-ranked and eventual national runner-up Duke, 72-70, at Cameron Indoor Stadium. An injured Kim Seaver came off the bench to lead Tech with 14 points and nine rebounds.

- Tech defeated in-state rival and 17th-ranked Virginia, 81-65, on Nov. 30, 1998, at Cassell Coliseum. Tere Williams recorded her second straight double-double of the season with 21 points and 10 rebounds.

- On Nov. 30, 2000, Amy Wetzel hit a running 10-footer off the glass with 3.7 seconds remaining to give the Hokies a 57-56 win over 17th-ranked Virginia. The win marked the second consecutive time the Hokies had beaten the Cavaliers in Cassell Coliseum.

- Virginia Tech used a 13-0 run over the final five minutes to pick up a come-from-behind 65-59 win over No. 24 Villanova on Jan. 23, 2001. Tere Williams led Tech with 22 points followed by Amy Wetzel with 18.



*Amy Wetzel hits the game-winner over No. 17 UVa in 2000.*



*Ieva Kublina scores against Villanova in 2004.*

- The Hokies made an impressive debut in the BIG EAST Tournament on March 4, 2001, as they knocked off 23rd-ranked Villanova for the second time during the 2000-01 season with a 73-67 win in the tournament quarterfinals in Storrs, Conn. Chrystal Starling came off the bench to lead Tech with 21 points, while Williams chipped in with 20.

- On Nov. 19, 2001, Tech used a stingy defense and clutch free-throw shooting in the closing seconds to defeat No. 16 Old Dominion, 68-62. The Hokies held the Monarchs to only 37.7 percent from the field. Chrystal Starling led Tech with 20 points, while Sarah Hicks added 14.

- The Hokies put together one of their best performances of the season on Jan. 9, 2002, with a 72-53 win over 24th-ranked Boston College. Tech shot a sizzling 59.1 percent from the field while holding the Eagles to only 31.1 percent. Ieva Kublina led the way with 19 points, 11 rebounds and five blocks, while Chrystal Starling also contributed 19 points.

- Chrystal Starling, second in career free-throw and field-goal percentage, came through in the clutch on Jan. 22, 2003, in Tech's 66-64 overtime win over No. 23 Rutgers. She was fouled with 1.2 seconds remaining in overtime, and the senior calmly drained both free throws for the victory. Starling led Tech with 21 points, 16 of which came in the second half and overtime.

- The Hokies used long-range shooting to pull off a 74-70 overtime victory against 23rd-ranked Boston College on March 9, 2003, in the BIG EAST quarterfinals. After forcing the extra period with some clutch free-throw shooting, Tech nailed three treys in the extra session to seal the win. Kublina registered 20 points, including two three-

point baskets, while Starling added 18, and Dawn Chriss chipped in with 14 points.

- Tech proved there is a first time for everything as the Hokies defeated 24th-ranked Virginia, 63-62, on Nov. 23, 2003, for their first win in Charlottesville as a varsity team. The Hokies survived a furious Cavalier rally in the second half after leading by as many as 14 points. UVa had two game-winning attempts in the final five seconds that missed their mark and gave Tech its historic win. Carrie Mason led the way with 18 points, including three treys.

- Virginia Tech jumped out to an early 27-9 lead and never looked back in a 63-50 win over No. 19/24 Villanova on Jan. 14, 2004. Tech dominated the boards, holding a commanding 39-24 advantage, and shot 51.1 percent from the field. Kerri Gardin and Dawn Chriss led a balanced attack with 14 and 12 points, respectively.

- Tech placed five players in double figures in cruising to a 80-64 win over 24th-ranked Boston College on Jan. 24, 2004. After trailing, 33-31, at the half, the Hokies exploded for 49 second-half points, securing the win. Ieva Kublina led the way with 17 points, followed by Carrie Mason with 16. Erin Gibson and sophomore Dawn Chriss had 14 each, and Kerri Gardin added 13.

- The Hokies stunned No. 12 Texas Tech in Las Vegas, 71-70, in overtime on Dec. 19, 2004. After trailing by eight in the first half, Tech tallied 41 points in the second half and shot 60 percent in overtime for the victory. Carrie Mason had 12 points, while Erin Gibson and Nare Diawara each hit for 11.

- Tech closed out its final regular-season away game with an 87-79 upset of No. 22/23 Maryland on Feb. 24, 2005. The Hokies connected on 54 percent of their attempts in the game, while holding the Terps to 46 percent from the floor. Tech netted 48 points in the first half en route to a nine-point halftime lead. Kerri Gardin posted a double-double with 19 points and 12 rebounds, while Dawn Chriss also tallied a team-high 19 points in the win.

- On Jan. 8, 2006, the 25th-ranked Virginia Tech Hokies upended No. 19 Boston College, 67-62, in Blacksburg, Va. The Hokies rallied in the second half, outscoring their counterparts by 11 in the final 20 minutes for the win. Tech's defense stymied the Eagles, forcing them into 30 turnovers in the first ACC match-up of former BIG EAST foes.

- The 79-64 upset win on Jan. 14, 2010, over No. 10 North Carolina was an evening full of highlights for the Virginia Tech women's basketball program. The victory was Tech's first win over a nationally-ranked opponent since a Jan. 8, 2006, home victory over No. 19 Boston College. The win also marked the first triumph over a top-10 opponent since Tech pulled off a 72-70 win on Nov. 15, 1998 at No. 6 Duke. Additionally, the victory was only the second-ever in Cassell Coliseum against a top-10 team with the other occurring on Jan. 13, 1995, in a 69-62 win over No. 9 Virginia.

# MILESTONE WINS

*Virginia Tech's 250th win was one of the biggest in its history, as the Hokies knocked off Southern Mississippi in the final game of the 1994 Metro Conference Tournament to earn the program's first bid to the NCAA Tournament.*



## FIRST VARSITY WIN

The Virginia Tech women's basketball team earned its first win as a varsity sport by defeating Bridgewater College, 59-55, on Dec. 14, 1976. The Hokies, who overcame a five-point deficit, outscored the Eagles by nine points down the stretch to clinch the win. Sophomore Gail Kelley led the way with 17 points, followed by Karen Garbis' 13.

## 50TH WIN

Tech's 50th win came on Jan. 28, 1981, against James Madison. Sis Spriggs was one of three Hokies in double figures with 15 points as Tech downed the Dukes, 66-58. Also in double figures were Tammie Edwards with 13 and Maureen Corrigan, who had 10 points as well as 10 rebounds.

## 100TH WIN

The Hokies hit the century mark by upsetting nationally ranked North Carolina, 74-73, in a thriller at Roanoke, Va., on Dec. 1, 1984. Tech was paced by Renee Dennis' 17-point performance, but a number of players shined in the upset victory. Susan Walvius, a 6-2 center, added 16 points and five rebounds, guard Angie Kelly chipped in 15 points and guard Maureen Donovan contributed seven points and six rebounds.

## 150TH WIN

Tech registered win No. 150 on Jan. 16, 1988, when it squeaked past Louisville in Blacksburg, 68-67. Keying the victory was center Michelle Bain, who tallied 19 points and nine rebounds, while forward Wendy Sanders pumped in 16 points. Point guard Denise Kayajian had a career-high (at the time) eight assists to go along with nine points against the Lady Cardinals.

## 200TH WIN

Tech won its 200th game on Dec. 30, 1991, in the final of the 1991 Diamond Club Classic when it downed UNC Greensboro, 84-65, in Cassell

Coliseum. Phyllis Tonkin scored 20 points and grabbed nine rebounds to lead the Tech women. Lisa Griffith kicked in 17 points, while Dayna Sonovick had nine rebounds and six assists.

## 250TH WIN

The Hokies won their 250th career game on March 9, 1994, by knocking off 19th-ranked Southern Mississippi, 83-76, in the final of the 1994 Metro Conference Tournament in Biloxi, Miss. Southern Miss was the tournament's top seed. Christi Osborne led the way with 19 points, while Sue Logsdon had 18. Lisa Leftwich pitched in with 17, and Jenny Root contributed 14.

## 300TH WIN

Tech posted its 300th win in the program's history on Jan. 2, 1998, in an 84-60 win over Rhode Island in the Hokies' 1997-98 conference opener. The Cassell Coliseum crowd witnessed an outstanding performance from guard Amy Wetzel, who finished with 14 points and three steals. The win also marked Bonnie Henrickson's first Atlantic-10 Conference win as a head coach.

## 350TH WIN

Tech picked up win No. 350 on Jan. 6, 2000, when it coasted to an 81-38 win over Rhode Island. The victory also was Tech's 200th in Cassell Coliseum. The Hokies opened the game on a 12-0 run and cruised to a 42-16 halftime lead. The Hokies placed five players in double figures led by Nicole Jones, Kim Seaver, Chrystal Starling and Tere Williams with 12 points each. Tech outrebounded the Rams, 44-24, and blocked seven shots in the victory.

## 400TH WIN

The Hokies recorded win No. 400 on Jan. 19, 2002, with a 69-50 win over St. John's. Tech jumped out to a 39-20 halftime lead and cruised to the victory behind 16 points from Chrystal Starling along with Nicole Jones' 12 points and Sarah Hicks'


11. The Hokies held the Red Storm to only 30.8 percent from the field, while shooting a sizzling 64.0 percent in the first half.

## 450TH WIN

Win No. 450 on March 6, 2004, did not come easy as Tech found itself trailing Georgetown, 40-28, early in the second half of the 2004 BIG EAST Championship first-round contest. The Hokies cut the deficit to six points, 43-37, then ripped off 17 unanswered points and went on to a 56-47 victory. Tech outscored Georgetown, 28-7, over the final 14 minutes of the contest. Carrie Mason and Kerri Gardin led the comeback with 14 points each.

## 500TH WIN

The Hokies received strong performances from center Nare Diawara and forward Brittany Cook to defeat UNC Greensboro, 56-45, and record the 500th victory in the program's history on Jan. 10, 2007. Diawara recorded a double-double with 18 points and 12 rebounds, while Cook contributed 12 points and seven rebounds.



*Nare Diawara helped the Hokies to win No. 500 against UNC Greensboro in 2007.*

# CONFERENCE TIMELINE

- Feb. 25-26, 1921 - Tech, under the leadership of athletics director C.P. "Sally" Miles, joined the Southern Intercollegiate Conference as a charter member. Other members included Alabama, Alabama Polytechnic Institute (Auburn), Clemson, Georgia, Georgia School of Technology (Georgia Tech), Kentucky, Maryland, Mississippi Agricultural and Mechanical College (Mississippi State), North Carolina, North Carolina State, Tennessee, Virginia and Washington and Lee. In 1922, Louisiana State, Mississippi, South Carolina, Vanderbilt and Tulane joined the conference.

- December 1923 - The name of the conference was officially changed to the Southern Conference. Also, conference officials added the University of the South to the conference. The following year, VMI joined the conference, and in 1929, Duke joined.

- 1932 - It was agreed that the 13 southern-most members should form a separate conference. The Southeastern Conference, thus, was formed with Alabama, Auburn, Florida, Georgia, Georgia Tech, Kentucky, LSU, Mississippi, Mississippi State, Sewanee, Tennessee, Tulane and Vanderbilt as the members.

- 1953 - Seven colleges withdrew to form the Atlantic Coast Conference: Clemson, Duke, North Carolina, North Carolina State, Maryland, South Carolina and Wake Forest College.

- June 1965 - Tech withdrew from the Southern Conference.

- July 1965-May 1978 - Tech competed as an independent in virtually every varsity sport.

- May 1978 - Tech ended its 13-year status as a major independent by accepting a bid to join the Metropolitan Collegiate Athletic Conference (a.k.a. the Metro) for all sports except football.

The Hokies joined Cincinnati, Florida State, Louisville, Memphis State, St. Louis and Tulane in the Metro, which was founded in 1975.

"Affiliation with the Metro Conference is beneficial from the standpoint of scheduling, national identity and postseason activity," Tech president William Lavery said. "It will provide us with national exposure and television coverage, as well as improve the basketball schedule and bring good teams to Blacksburg."

- Feb. 5, 1991 - After 26 years as a football independent, Tech officially accepted a bid to join the newly-created BIG EAST Football Conference. Tech joined Miami, Syracuse, Boston College, Pittsburgh, West Virginia, Temple and Rutgers as charter members of the conference.

- January 1995 - Five Metro members - UNC Charlotte, Tulane, Louisville, Southern Miss and South Florida - voted Tech and Virginia Commonwealth out of the league. At the time, those schools were planning a merger with other Midwestern schools (hence, the birth of Conference USA), and the Hokies and Rams were not interested in such a merger. As a result, those five league members decided to vote them out of the league.

- Feb. 3, 1995 - Tech, VCU and the Metro agreed to a \$2.27 million settlement which the Hokies and Rams split. A portion of conference revenue was going to be withheld from the two schools, but this settlement put an end to the issue.

- Two weeks later, 1995 - Tech joined the Atlantic 10 Conference for all sports except football, which was in the BIG EAST, and wrestling, which was in the Colonial. (Tech wrestling later began competition in the Eastern Wrestling League in 1997).

Tech AD Dave Braine picked the Atlantic 10 over the Colonial because of three factors.

"No. 1 was Northeast exposure," Braine told Bill Roth in the Feb. 17 issue of *The Hokie Huddler*. "No. 2 were the basketball rankings of the Atlantic 10 and the high level of play in the league. And No. 3, most of our out-of-state students are from the Northeast."

- June 24, 1999 - Tech received a proposal from the BIG EAST Conference, inviting the school to join the conference for all sports.

- July 20, 1999 - Tech submitted a counterproposal, addressing financial issues that the school had with the original proposal. BIG EAST athletic directors addressed those concerns at the athletics directors' meetings in mid-July and submitted the proposal to each school's respective president for a vote.

- Aug. 24, 1999 - Tech and the BIG EAST announced that the Hokies would join the conference for all sports beginning in 2001-02.

"Virginia Tech is thrilled to become a full member of the BIG EAST Conference and looks forward to its academic and athletic associations with the entire conference membership," Tech president Paul Torgersen said.

- November 2, 1999 - BIG EAST Conference presidents voted to advance Virginia Tech's participation as a full member to July 1, 2000.

- June 18, 2003 - In a surprise move, presidents of Atlantic Coast Conference schools privately dropped a plan to invite Miami, Boston College

and Syracuse and instead voted on inviting Virginia Tech and Miami. This came after five weeks of negotiations with the other three schools for ACC invitations.

- June 19, 2003 - Responding to speculation that Virginia Tech had been invited to join the ACC, the university issued a release stating that no offer had been extended officially or unofficially.

- June 24, 2003 - Presidents of Atlantic Coast Conference schools held a teleconference and voted to begin the official process of offering invitations to Virginia Tech and Miami.

- June 25, 2003 - Atlantic Coast Conference officials made an official site visit to Virginia Tech, which the Hokies passed with flying colors. This was the final step before an official invitation could be extended.

- June 27, 2003 - Virginia Tech President Charles Steger announced that the Hokies had officially accepted the ACC's invitation to join the conference.

"Today we have received the formal offer of membership, which we will accept," Steger said. "We know that this affiliation will be good for our students, athletes, fans and communities for many years to come."


- July 1, 2003 - Virginia Tech and Miami were officially introduced as the 10th and 11th members of the Atlantic Coast Conference at a press conference in Greensboro, N.C.

"I'm excited for our fans and our constituency," athletics director Jim Weaver said. "This membership is something that the fan base and alumni and friends of Virginia Tech have wanted for a long time. It's home for us. We've had prior relationships with these institutions for many years and this is something our fans are excited about. I'm happy for them, for our coaches and for our student-athletes."

- July 1, 2004 - The Hokies officially joined the ACC on July 1, 2004, and began play in the 2004-05 academic year in all sports.



# INDIVIDUAL RECORDS



## MOST POINTS

**Game:** 36, Brittany Cook at Miami, 2/11/08

**Season:** 561, Amy Byrne, 1989-90

**ACC Game:** 36, Brittany Cook at Miami, 2/11/08

**ACC Season:** 250, Brittany Cook, 2007-08

**ACC Tourn. Game:** 21 Utahya Drye vs. Virginia, 3/5/09

## HIGHEST SCORING AVERAGE

**Season:** 20.0, Amy Byrne, 1989-90

**ACC Season:** 17.9, Brittany Cook, 2007-08

## MOST FIELD GOAL ATTEMPTS

**Game:** 30, Renee Dennis, vs. Memphis State, 2/7/87

**Season:** 472, Renee Dennis, 1986-87

**ACC Game:** 25, Andrea Barbour vs Maryland, 2/4/08

**ACC Season:** 200, Kirby Copeland, 2006-07

**ACC Tourn. Game:** 20, Kirby Copeland vs. Boston College, 3/1/07

## MOST FIELD GOALS MADE

**Game:** 15, Brittany Cook at Miami, 2/11/08

**Season:** 212, Renee Dennis, 1986-87

**ACC Game:** 15, Brittany Cook at Miami, 2/11/08

**ACC Season:** 97, Brittany Cook, 2007-08

**ACC Tourn. Game:** 9, Dawn Chriss vs. Wake Forest, 3/4/05 and vs. Wake Forest, 3/2/06

## MOST THREE-POINT FIELD GOAL ATTEMPTS

**Game:** 15, Jeni Garber vs. South Carolina 2/16/91, and Sarah Hicks vs. Duke, 12/08/99

**Season:** 224, Jeni Garber, 1990-91

**ACC Game:** 12, Lindsay Biggs at North Carolina, 2/5/09

**ACC Season:** 111, Lindsay Biggs, 2008-09

**ACC Tourn. Game:** 7, Carrie Mason vs. Wake Forest, 3/2/06

## MOST THREE-POINT FIELD GOALS MADE

**Game:** 8, Jeni Garber vs. South Carolina, 2/16/91

**Season:** 71, Lindsay Biggs, 2008-09

**ACC Game:** 7, Lindsay Biggs at Maryland, 1/18/09

**ACC Season:** 38, Lindsay Biggs, 2008-09

**ACC Tourn. Game:** 3, Carrie Mason vs. Wake Forest, 3/2/06

## MOST CONSECUTIVE GAMES SCORING A THREE-POINTER

**Career:** 18, Jeni Garber, 1988-91

**ACC Career:** 10, Carrie Mason, 2004-05, 2005-06

## BEST FIELD-GOAL PERCENTAGE

**Game:** 1.000 (9-9), Amy Byrne vs. Kentucky, 2-19-89, Megan Finnerty (5-5) vs. Wake Forest, 1/31/05, Kerri Gardin (6-6) vs. Western Michigan, 12/19/05, and Amber Hall (6-6) vs. Tennessee Tech, 11/25/06

**Season:** 60.2 (192-319), Tere Williams, 1998-99 (min. 200 attempts)

**ACC Game:** 100.0 (5-5), Megan Finnerty vs. Wake Forest, 1/31/05, Shani Grey at North Carolina, 2/5/09 (min. 5 made)

**ACC Season:** 50.9 (84-165), Britney Anderson, 2004-05 (min. 150 attempts)

**ACC Tourn. Game:** 75.0 (9-12) Dawn Chriss vs. Wake Forest, 3/2/05 (min. 5 made)

## MOST FREE THROWS ATTEMPTED

**Game:** 18, Nikki Davis at Miami, 1/24/10,

**Season:** 203, Amy Byrne, 1989-90 and Amy Wetzel, 1998-99

**ACC Game:** 18, Nikki Davis at Miami, 1/24/10

**ACC Season:** 63, Dawn Chriss, 2004-05

**ACC Tourn. Game:** 9, Nare Diawara vs. Boston College, 3/1/07, and vs. North Carolina, 3/2/07

## MOST FREE THROWS MADE

**Game:** 16, Amy Wetzel vs. Wisconsin, 3/14/98

**Season:** 153, Amy Wetzel, 1998-99

**ACC Game:** 14, Nikki Davis at Miami, 1/24/10

**ACC Season:** 50, Dawn Chriss, 2004-05, and Nare Diawara, 2006-07

**ACC Tourn. Game:** 9, Nare Diawara vs. North Carolina, 3/2/07

## BEST FREE-THROW PERCENTAGE

**Game:** 1.000 min. 9 made (13-13) Sue Logsdon vs. William & Mary, 1/2/91, (11-11) Christi Osborne vs. Va. Commonwealth, 2/1/94, (9-9) Ieva Kublina, 2/9/03 vs. Notre Dame, (9-9) Brittany Cook at Wake Forest, 2/7/08,

**Season:** .889 (72-81), Sue Logsdon, 1990-91

**ACC Game:** 1.000 min. 9 made (9-9) Brittany Cook at Wake Forest, 2/7/08

**ACC Season:** 89.3 (25-28), Brittany Cook, 2006-07

**ACC Tourn. Game:** 1.000 (9-9) Nare Diawara vs. North Carolina, 3/2/07, (7-7), Kerri Gardin vs. Wake Forest, 3/4/05, (6-6), Dawn Chriss vs. Wake Forest, 3/2/06

## MOST CONSECUTIVE FREE THROWS MADE

**Season:** 38, Christi Osborne, 1993-94  
**ACC Season:** 19, Brittany Cook, 2006-07

## MOST REBOUNDS

**Game:** 21, Karen Garbis vs. James Madison, 2/16/78, Nicole Jones vs. Hampton, 12/29/99, Kerri Gardin vs. Virginia, 2/13/05  
**Season:** 289, Kerri Gardin, 2005-06  
**ACC Game:** 21, Kerri Gardin vs. Virginia, 2/13/05  
**ACC Season:** 141, Kerri Gardin 2004-05  
**ACC Tourn. Game:** 15, Kerri Gardin vs. Duke, 3/3/06

## BEST REBOUNDING AVERAGE

**Season:** 10.0, Kerri Gardin, 2005-06  
**ACC Season:** 10.1, Kerri Gardin, 2004-05

## MOST STEALS

**Game:** 9, Taiqua Brittingham vs. Northwestern, 12/22/83  
**Season:** 86, Lisa Witherspoon, 1998-99  
**ACC Game:** 7, Kerri Gardin vs. Duke, 2/6/06  
**ACC Season:** 36, Kerri Gardin, 2005-06 and Nikki Davis, 2008-09  
**ACC Tourn. Game:** 6, Kirby Copeland vs. Duke, 3/3/06

## MOST ASSISTS

**Game:** 13, Lisa Leftwich vs. Virginia Commonwealth, 2/8/92 and Lisa Witherspoon vs. Dayton, 1/4/99; and vs. Xavier, 2/28/99  
**Season:** 246, Lisa Witherspoon, 1998-99  
**ACC Game:** 11, Nikki Davis vs. North Carolina, 1/14/10  
**ACC Season:** 62, Laura Haskins, 2008-09  
**ACC Tourn. Game:** 6, Kirby Copeland vs. North Carolina, 3/2/07

## MOST BLOCKED SHOTS

**Game:** 9, Susan Walvius vs. Florida State, 1/4/86, vs. Virginia, 12/10/85, and vs. Marshall, 2/12/85  
**Season:** 93, Susan Walvius, 1985-86  
**ACC Game:** 6, Eleanor Brentnall vs. North Carolina, 1/10/08  
**ACC Season:** 23, Nare Diawara, 2006-07  
**ACC Tourn. Game:** 2, Nare Diawara vs. Boston College, 3/1/07, Amber Hall vs. Boston College, 3/6/08, Eleanor Brentnall vs. Boston College, 3/6/08, Brittany Gordon vs. Boston College, 3/4/10

## MOST MINUTES PLAYED

**Game:** 54, Amy Wetzel vs. Dayton, 2/27/99 (3 OT) & Katie O'Connor vs. Dayton, 2/27/99, (3 OT)  
**Season:** 1,110, Carrie Mason, 2003-04  
**ACC Game:** 50, Carrie Mason vs. Florida State, 2/19/05, (30T)  
**ACC Season:** 495, Brittany Cook, 2007-08  
**ACC Tourn. Game:** 39, Utahya Drye vs. Virginia, 3/5/09

## CONSECUTIVE DOUBLE-FIGURE SCORING GAMES

**Season:** 28, Amy Byrne, 1989-90  
**Career:** 38, Amy Byrne  
**ACC Season:** 8, Brittany Cook, 2007-08  
**ACC Career:** 8, Brittany Cook, 2007-08

## INDIVIDUAL CAREER RECORDS

Most Points.....	1,791, Renee Dennis, 115 games, 1983-87
Best Scoring Average.....	15.6, Renee Dennis, 115 games, 1983-87
Most Field Goals Attempted.....	1,461, Renee Dennis, 115 games, 1983-87
Most Field Goals Made.....	694, Tere Williams, 118 games, 1997-01
Best Field-Goal Percentage.....	.550, Tere Williams, 118 games, 1997-01
Most Free Throw Attempts.....	638, Renee Dennis, 115 games, 1983-87
Most Free Throws Made.....	489, Amy Wetzel, 129 games, 1996-01
Best Free-Throw Percentage.....	.829, Christi Osborne, 117 games, 1991-95
Most Rebounds.....	853, Tere Williams, 118 games, 1997-01
Best Rebounding Average.....	7.2, Tere Williams, 118 games, 1997-01
Most Assists.....	635, Lisa Witherspoon, 112 games, 1996-99
Most Steals.....	252, Taiqua Brittingham, 105 games, 1981-85
Most Blocked Shots.....	257, Ieva Kublina, 126 games, 2000-04
Most Games Played.....	129, Amy Wetzel, 1996-01
Most Games Started.....	121, Carrie Mason, 2002-06
Most Minutes Played.....	4,179, Carrie Mason, 2002-06



*Ieva Kublina set the Virginia Tech career blocked-shot record with this rejection against Liberty.*


# TEAM RECORDS



*Michelle Bain scored 20 of the school-record 117 points the Hokies scored against Mercer in 1987.*



*Dawn Chriss scored 19 points to contribute to the Hokies biggest output on the road in the ACC, a record 87 points in this 2005 win at Maryland.*



*Kerri Gardin led Tech with 19 points in its record 65-point win over Southern Miss in 2004.*

## MOST POINTS

**Game:** 117 vs. Mercer, 2/16/87  
**Season:** 2,293, 30 games, 1983-84  
**ACC Game:** 90 vs. Miami, 2/27/05  
**ACC Season:** 1,044, 14 games, 2004-05  
**ACC Tourn. Game:** 73 vs. Wake Forest, 3/2/06

## MOST POINTS, BOTH TEAMS

**Game:** 201 (VT 117 vs. Mercer 84), 2/16/87;  
 201 (VT 103 vs. Dayton 98), 1/18/97  
**ACC Game:** 177 (VT 83 at Florida State 94),  
 2/19/05  
**ACC Tourn. Game:** 150  
 (VT 60 vs. North Carolina 90), 3/2/07

## MOST POINTS, HOME FLOOR

**Game:** 105 vs. Southern Mississippi, 12/28/04  
**ACC Game:** 90 vs. Miami, 2/27/05

## MOST POINTS, OPPONENT'S FLOOR

**Game:** 117 vs. Mercer, 2/16/87  
**ACC Game:** 87 at Maryland, 2/24/05

## MOST POINTS, ONE HALF

**Game:** 63 (2nd) vs. Western Carolina, 12/1/93  
**ACC Game:** 50 (2nd) vs. Virginia 2/15/07; (2nd)  
 vs. Wake Forest, 2/22/09  
**ACC Tourn. Game:** 38 (2nd) vs. Wake Forest, 3/2/06

## FEWEST POINTS, ONE HALF

**Game:** 12 (1st) vs. Virginia, 1/9/78; (1st) vs.  
 Mount St. Mary's, 12/9/09  
**ACC Game:** 15 (1st) at Duke, 1/21/10  
**ACC Tourn. Game:** 15 (1st) vs. Boston College,  
 3/6/08

## FEWEST POINTS, BOTH TEAMS

**Game:** 76 (VT 43 vs. Winston-Salem St. 33),  
 12/28/06  
**ACC Game:** 103 (NC State 57 at VT 46),  
 2/1/09  
**ACC Tourn. Game:** 104 (VT 47 vs.  
 Boston College 57), 3/6/08

## LARGEST VICTORY MARGIN

**Game:** 65 vs. Southern Mississippi (105-40),  
 12/28/04  
**ACC Game:** 45 vs. Miami (90-45), 2/27/05  
**ACC Tourn. Game:** 13 vs. Wake Forest (73-60),  
 3/2/06

## WORST DEFEAT

**Game:** 60 vs. Old Dominion (48-108), 1/27/78  
**ACC Game:** 42 at Duke (51-93), 2/22/06  
**ACC Tourn. Game:** 30 vs. North Carolina  
 (60-90), 3/2/07

## MOST POINTS IN A LOSS

**Game:** 90 vs. Clemson, 12/29/84  
**ACC Game:** 83 at Florida State, 2/19/05  
 (94-83, 30T)  
**ACC Tourn. Game:** 60 vs. North Carolina, 3/2/07

## FEWEST POINTS SCORED

**Game:** 33 vs. Tennessee, 2/22/95  
**ACC Game:** 38 at Duke, 1/21/10;  
**ACC Tourn. Game:** 47 vs. Boston College, 3/6/08

## FEWEST POINTS ALLOWED

**Game:** 31 vs. Presbyterian, 1/05/09  
**ACC Game:** 34 at Wake Forest, 1/18/07  
**ACC Tourn. Game:** 54 vs. Boston College, 3/1/07

## MOST POINTS ALLOWED

**Game:** 108 vs. Old Dominion, 1/27/78  
**ACC Game:** 102 at North Carolina, 1/04/07  
**ACC Tourn. Game:** 90 vs. North Carolina, 3/2/07

## MOST FIELD GOALS ATTEMPTED

**Game:** 94 vs. Appalachian State, 11/17/79  
**Season:** 2,009, 30 games, 1983-84  
**ACC Game:** 88 at Florida State, 2/19/05  
**ACC Season:** 839, 14 games, 2005-06  
**ACC Tourn. Game:** 67 vs. Wake Forest, 3/4/05

## MOST FIELD GOALS MADE

**Game:** 51 vs. Mercer, 2/16/87  
**Season:** 928, 29 games, 1984-85  
**ACC Game:** 36 at Miami OT, 2/11/08  
**ACC Season:** 360, 14 games, 2006-07  
**ACC Tourn. Game:** 32 vs. Wake Forest, 3/2/06

## BEST FIELD-GOAL PERCENTAGE

**Game:** 66.1 (37-56) at Appalachian State,  
 11/28/87  
**Season:** 47.8 (771-1614), 31 games, 1999-00  
**ACC Game:** 65.2 (30-46) vs. Wake Forest,  
 2/22/09  
**ACC Season:** 44.0 (280-636), 2004-05  
**ACC Tourn. Game:** 52.5 (32-61), vs.  
 Wake Forest, 3/2/06



**MOST THREE-POINT  
FIELD GOALS MADE****Game:** 12, vs. Southern Mississippi, 2/13/93**Season:** 140, 2001-02**ACC Game:** 9 at Maryland, 1/18/09**ACC Season:** 51, 2008-2009**ACC Tourn. Game:** 4 vs. Boston College, 3/6/08,**MOST THREE-POINT  
FIELD GOAL ATTEMPTS****Game:** 26, vs. Syracuse, 1/4/03**Season:** 396, 1990-91**ACC Game:** 20 at Maryland, 1/18/09; at NC State,  
2/7/10**ACC Season:** 174, 2009-10**ACC Tourn. Game:** 11 vs. Boston College, 3/4/10**MOST THREE-POINT FIELD  
GOALS MADE, BOTH TEAMS****Game:** 22, VT at Maryland, 1/18/09**ACC Game:** 22 VT at Maryland, 1/18/09**ACC Tourn. Game:** 11, Tech (2) vs.

North Carolina (9), 3/2/07

**MOST THREE-POINT FIELD GOAL  
ATTEMPTS, BOTH TEAMS****Game:** 48, VT at Maryland, 1/18/09**ACC Game:** 48, VT at Maryland, 1/18/09**ACC Tourn. Game:** 29 (Tech vs. Wake Forest),

3/4/05, (Tech vs. Boston College), 3/4/10

**MOST FREE THROWS ATTEMPTED****Game:** 58 vs. Yale, 1/9/82**Season:** 754, 28 games, 1981-82**ACC Game:** 33 at Miami, 1/24/10**ACC Season:** 277, 2005-06**ACC Tourn. Game:** 21 vs. Boston College, 3/1/07**MOST FREE THROWS MADE****Game:** 43 vs. Yale, 1/9/82**Season:** 521, 30 games, 1993-94**ACC Game:** 25 vs. North Carolina, 2/17/06**ACC Season:** 192, 2005-06**ACC Tourn. Game:** 16 vs. Wake Forest, 3/4/05;

vs. Virginia, 3/5/09

**BEST FREE-THROW PERCENTAGE****Game:** 1.000 (15-15) vs. William & Mary, 2/4/78**Season:** .734, 30 games, 1993-94;

.734, 31 games, 2000-01

**ACC Game:** 94.1 (16-17) vs. Boston College,  
1/08/06**ACC Season:** .737 (182-247), 2006-07**ACC Tourn. Game:** .875 (14-16) vs.

North Carolina, 3/2/07

**MOST REBOUNDS****Game:** 75 vs. Liberty, 1/8/90**Season:** 1,331, 34 games, 2006-07**ACC Game:** 53 at Florida State, 2/19/05**ACC Season:** 526, 2006-07**ACC Tourn. Game:** 51 vs. Wake Forest, 3/4/05**HIGHEST REBOUNDING AVERAGE****Season:** 47.6, 24 games, 1979-80**ACC Season:** 37.6, 2006-07**MISCELLANEOUS RECORDS**

Tech's All-Time Varsity Record.....	550-434 (34 years)
Cassell Coliseum Record .....	322-135 (70.5 percent)
Consecutive Home Court Wins .....	25, 1992-94
Record in Metro Conference Tournament.....	13-17
Record in Atlantic 10 Conference Tournament.....	8-4
Record in BIG EAST Conference Tournament .....	4-4
Record in Atlantic Coast Conference Tournament.....	2-6
Largest Margin of Victory at Home .....	65 vs. Southern Mississippi (105-40), 12-28-2004
Worst Defeat at Home .....	108-48, Old Dominion, 1977-78
Worst Defeat on the Road.....	93-44, Virginia, 1990-91; 93-44, Louisville, 1991-92
Most Games Played.....	34, 2006-07
Most Wins.....	28, 1998-99
Most Losses .....	21, 1996-97
Fewest Wins.....	7, 1976-77
Fewest Losses .....	3, 1998-99
Longest Winning Streak .....	18, 1998-99
Longest Losing Streak.....	7, 1977-78
Highest Scoring Average.....	78.3, 29 games, 1984-85
Lowest Defensive Average .....	56.0, 31 games, 2003-04
Highest Won-Lost Percentage .....	.903, 28-3, 1998-99
Lowest Won-Lost Percentage .....	.323, 10-21, 1996-97
Most Consecutive Winning Seasons..	10, 1997-98/2006-07
Most Metro Conference Wins (reg. season) .....	10, 1994-95
Most Atlantic 10 Conference Wins (reg. season) .....	15, 1998-99
Most BIG EAST Conference Wins (reg. season).....	11, 2001-02
Most Atlantic Coast Conference Wins (reg. season) .....	6, 2004-05/2005-06/2006-07
Most Consecutive Metro Wins (reg. season) .....	6, 1994-95
Most Consecutive Atlantic 10 Wins (reg. season) .....	8, 1998-99
Most Consecutive BIG EAST Wins (reg. season) .....	6, 2001-02
Most Consecutive ACC Wins (reg. season) .....	3, 2006-07
Most Consecutive Metro Losses (reg. season).....	6, 1987-88
Most Consecutive Atlantic 10 Losses (reg. season).....	5, 1996-97
Most Consecutive BIG EAST Losses (reg. season).....	3, 2001-02, 2002-03
Most Consecutive Atlantic Coast Losses (reg. season).....	9, 2007-08




*Amy Wetzel played an integral role in leading the Hokies to their school-record 18-game winning streak and a 28-3 record in 1998-99 when Tech advanced to the Sweet 16 of the NCAA Tournament.*

# SINGLE-GAME HIGHS



Brittany Cook (above) and Renee Dennis (left) hold Tech's top two single-game scoring highs with 36 and 34 points, respectively.



Kerri Gardin (left) grabbed 21 rebounds in 2005 at home against Virginia to tie the Hokies' record held by Nicole Jones (above) and Karen Garbis.

## POINTS (VIRGINIA TECH)

- 36 Brittany Cook at Miami OT, 2/11/08
- 34 Renee Dennis vs. Memphis State, 2/7/87
- 33 Dawn Chriss at Florida State, 2/19/05  
Michelle (Hollister) Houseright vs. Fordham, 3/1/96
- Renee Dennis vs. Florida State, 1/3/87
- 32 Ieva Kublina vs. Houston, 3/23/02  
Jenny Root vs. Morehead State, 2/25/93
- 31 Joyce Waddy vs. Mercer, 2/22/86
- 30 Utahya Drye vs. USC Upstate, 2/2/09  
Dayna Sonovick vs. ETSU, 12/4/91  
Renee Dennis vs. North Carolina, 12/4/85
- 29 Nikki Davis at Miami, 1/24/10  
Andrea Barbour vs. Liberty, 11/19/07  
Ieva Kublina at Miami, 2/20/02  
Michelle (Hollister) Houseright vs. La Salle, 1/25/96
- Jenny Root vs. Radford, 2/12/92  
Amy Byrne vs. Radford, 2/28/90  
Michelle Bain vs. Florida State, 2/20/88  
Susan Walvius vs. Mercer, 2/22/86  
Susan Walvius vs. Virginia, 12/10/85  
Robin Lee vs. Florida State, 1/16/82
- 28 Brittany Cook vs. Robert Morris, 12/21/07  
Kirby Copeland vs. Morehead State, 2/3/07  
Kirby Copeland vs. Iowa State, 11/24/06  
Sarah Hicks at Louisiana State, 11/25/01  
Amy Wetzel vs. Xavier, 2/28/99  
Amy Wetzel vs. Wisconsin, 3/14/98  
Michelle (Hollister) Houseright vs. George Washington, 2/27/96  
Jeni Garber vs. Memphis State, 3/9/89

## REBOUNDS (VIRGINIA TECH)

- 21 Kerri Gardin vs. Virginia, 2/13/05  
Nicole Jones vs. Hampton, 12/29/99  
Karen Garbis vs. James Madison, 2/16/78
- 19 Tammie Edwards vs. Detroit, 12/28/81  
Debbie Stovall vs. Emory and Henry, 12/9/77
- 18 Joyce Waddy vs. Louisville, 2/23/87  
Susan Walvius vs. Florida State, 1/4/86  
Peg Bunger vs. West Virginia, 2/22/78  
Peg Bunger vs. Va. Commonwealth, 2/17/78
- 17 Kerri Gardin vs. SMU, 11/26/05  
Ieva Kublina vs. Villanova, 2/22/03  
Michelle (Hollister) Houseright vs. James Madison, 12/21/97  
Tammie Edwards vs. N.C. State, 12/6/82

## POINTS (OPPONENT)

- 41 Bev Smith (Morehead State), 2/25/93  
Stephanie Howard (Radford), 2/10/88
- 39 Keisha Johnson (Tulane), 1/15/94  
Janet Knight (Clemson), 12/29/84
- 38 Korie Hlede (Duquesne), 1/27/98
- 37 Beth Hunt (South Carolina), 2/5/90
- 36 Cheryl Cook (Cincinnati), 1/28/84  
Karen Pelphrey (Marshall), 11/29/82
- 35 Tamara James (Miami), 2/6/05  
Kelly Hoover (Va. Commonwealth), 3/2/87  
Christi Hester (Dayton), 1/18/97
- 34 Heather Burge (Virginia), 12/8/92  
Bev Burnette (Florida State), 2/20/88  
Cheryl Cook (Cincinnati), 1/26/85  
Karen Stephens (Temple), 12/28/82  
Susan Highfill (Roanoke), 2/15/77
- 33 Katie Beck (ETSU), 1/21/86  
Caroline Mast (Ohio Univ.), 11/24/84
- 32 Chandi Jones (Houston), 3/23/02  
Daphne Hawkins (Virginia), 12/8/87

## REBOUNDS (OPPONENT)

- 22 DeShawne Blocker (ETSU), 1/2/94
- 21 Glenda Stokes (Florida State), 1/16/82  
Anne Donovan (Old Dominion), 3/6/81  
Pam Miklasevich (Pittsburgh), 2/19/80
- 20 Kristin Wilson (Charlotte), 2/24/86
- 19 Wilhelmina Smith (Southern Miss), 2/24/84  
Anne Donovan (Old Dominion), 12/20/82  
Paula Bennett (Charlotte), 1/26/80

# RECORDS BY CLASS

## Freshman Year

Points	427	Kim Seaver	1996-97
Scoring Average	15.0	Andrea Barbour	2007-08
FG Made	182	Kim Seaver	1996-97
FG Attempted	365	Andrea Barbour	2007-08
FG Percentage	.604	Nicole Jones	1998-99
3PT FG Made	53	Sarah Hillyer	1989-90
3PT FG Attempted	138	Sarah Hillyer	1989-90
3PT FG Percentage	.408	Carrie Mason	2002-03
FT Made	112	Amy Wetzel	1997-98
FT Attempted	140	Amy Wetzel	1997-98
FT Percentage	.889	Sue Logsdon	1990-91
Rebounds	237	Tere Williams	1997-98
Rebounding Average	7.6	Tere Williams	1997-98
Assists	106	Carrie Mason	2002-03
Steals	57	Sonya Dalton	1979-80
	57	Amy Wetzel	1997-98
Blocks	35	Ieva Kublina	2000-01

## Sophomore Year


Points	498	Ieva Kublina	2001-02
Scoring Average	17.3	Michelle Hollister	1995-96
FG Made	198	Ieva Kublina	2001-02
FG Attempted	419	Ieva Kublina	2001-02
FG Percentage	.602	Tere Williams	1998-99
3PT FG Made	51	Carrie Mason	2003-04
3PT FG Attempted	140	Sarah Hicks	1999-00
3PT FG Percentage	.487	Dayna Sonovick	1988-89
FT Made	153	Amy Wetzel	1998-99
FT Attempted	203	Amy Wetzel	1998-99
FT Percentage	.837	Dawn Chriss	2003-04
Rebounds	249	Ieva Kublina	2001-02
Rebounding Average	9.1	Michelle Hollister	1995-96
Assists	124	Lisa Witherspoon	1996-97
Steals	70	Sandy Berry	1978-79
Blocks	86	Ieva Kublina	2001-02

## Junior Year


Points	538	Renee Dennis	1985-86
Scoring Average	19.9	Renee Dennis	1985-86
FG Made	201	Renee Dennis	1985-86
FG Attempted	445	Renee Dennis	1985-86
FG Percentage	.595	Terre Williams	1999-00
3PT FG Made	71	Lindsay Biggs	2008-09
3PT FG Attempted	194	Lindsay Biggs	2008-09
3PT FG Percentage	.460	Sue Logsdon	1992-93
FT Made	136	Renee Dennis	1985-86
FT Attempted	202	Renee Dennis	1985-86
FT Percentage	.874	Christi Osborne	1993-94
Rebounds	275	Tammie Edwards	1981-82
Rebounding Average	9.8	Tammie Edwards	1981-82
Assists	219	Lisa Witherspoon	1997-98
Steals	78	Taiqua Brittingham	1983-84
Blocks	73	Susan Walvius	1984-85

## Senior Year

Points	561	Amy Byrne	1989-90
Scoring Average	20.0	Amy Byrne	1989-90
FG Made	212	Renee Dennis	1986-87
FG Attempted	472	Renee Dennis	1986-87
FG Percentage	.564	Michelle Bain	1987-88
3PT FG Made	70	Jeni Garber	1990-91
3PT FG Attempted	224	Jeni Garber	1990-91
3PT FG Percentage	.400	Sarah Hicks	2001-02
FT Made	151	Amy Byrne	1989-90
FT Attempted	203	Amy Byrne	1989-90
FT Percentage	.863	Chrystal Starling	2002-03
Rebounds	274	Nare Diawara	2006-07
Rebounding Average	10.0	Kerri Gardin	2005-06
Assists	246	Lisa Witherspoon	1998-99
Steals	86	Lisa Witherspoon	1998-99
Blocks	93	Susan Walvius	1985-86




Ieva Kublina



Kim Seaver


# YEAR-BY-YEAR LEADERS



Karen Garbis



Erin Gibson



Carrie Mason

## SCORING AVERAGE

1976-77	Kelly Bradley	13.0
77-78	Karen Garbis	12.6
78-79	Karen Garbis	12.1
79-80	Julie Williams	12.4
80-81	Maureen Corrigan	11.7
81-82	Robin Lee	12.5
82-83	Tammie Edwards	11.0
83-84	Taiqua Brittingham	13.3
84-85	Renee Dennis	14.2
85-86	Renee Dennis	19.9
86-87	Renee Dennis	19.2
87-88	Michelle Bain	16.8
88-89	Amy Byrne	15.0
89-90	Amy Byrne	20.0
90-91	Jeni Garber	13.6
91-92	Lisa Griffith	12.3
92-93	Jenny Root	14.9
93-94	Christi Osborne	14.5
94-95	Jenny Root	16.5
95-96	Michelle (Hollister) Houseright	17.3
96-97	Kim Seaver	13.8
97-98	Tere Williams	13.4
98-99	Tere Williams	15.6
99-00	Tere Williams	15.2
00-01	Tere Williams	15.2
01-02	Ieva Kublina	15.6
02-03	Ieva Kublina	15.0
03-04	Ieva Kublina	13.7
04-05	Erin Gibson	11.3
05-06	Dawn Chriss	13.2
06-07	Kirby Copeland	15.0
07-08	Brittany Cook	17.9
08-09	Utahya Drye	14.3
09-10	Utahya Drye	11.3

## POINTS

1976-77	Kelly Bradley	208
77-78	Peg Bunger	288
78-79	Karen Garbis	291
79-80	Julie Williams	359

80-81	Maureen Corrigan	350
81-82	Robin Lee	350
82-83	Tammie Edwards	275
83-84	Taiqua Brittingham	387
84-85	Renee Dennis	412
85-86	Renee Dennis	538
86-87	Renee Dennis	558
87-88	Michelle Bain	471
88-89	Amy Byrne	435
89-90	Amy Byrne	561
90-91	Jeni Garber	367
91-92	Lisa Griffith	333
92-93	Jenny Root	416
93-94	Christi Osborne	434
94-95	Jenny Root	510
95-96	Michelle (Hollister) Houseright	467
96-97	Kim Seaver	427
97-98	Tere Williams	414
98-99	Tere Williams	468
99-00	Tere Williams	411
00-01	Tere Williams	457
01-02	Ieva Kublina	498
02-03	Ieva Kublina	481
03-04	Ieva Kublina	426
04-05	Erin Gibson	328
05-06	Kerri Gardin	333
06-07	Kirby Copeland	479
07-08	Brittany Cook	537
08-09	Utahya Drye	430
09-10	Utahya Drye	340

## REBOUNDS

1976-77	Karen Garbis	96
77-78	Peg Bunger	184
78-79	Sandy Berry	176
79-80	Julie Williams	227
80-81	Maureen Corrigan	172
81-82	Tammie Edwards	275
82-83	Tammie Edwards	215
83-84	Robin Lee	171
84-85	Renee Dennis	215

85-86	Susan Walvius	272
86-87	Renee Dennis	205
87-88	Michelle Bain	215
88-89	Missy Sallade	252
89-90	Missy Sallade	237
90-91	Dayna Sonovick	157
91-92	Angela Donnell	147
92-93	Jenny Root	224
93-94	Jenny Root	218
94-95	Jenny Root	253
95-96	Michelle (Hollister) Houseright	245
96-97	Renee Maitland	191
97-98	Tere Williams	237
98-99	Tere Williams	221
99-00	Tere Williams	218
00-01	Tere Williams	177
01-02	Ieva Kublina	249
02-03	Ieva Kublina	238
03-04	Erin Gibson	215
04-05	Kerri Gardin	232
05-06	Kerri Gardin	289
06-07	Nare Diawara	274
07-08	Brittany Cook	191
08-09	Utahya Drye	195
09-10	Utahya Drye	197

## REBOUNDING AVERAGE

1976-77	Karen Garbis	7.4
77-78	Karen Garbis	8.1
78-79	Sandy Berry	7.3
79-80	Julie Williams	7.8
80-81	Maureen Corrigan	5.7
81-82	Tammie Edwards	9.8
82-83	Tammie Edwards	8.6
83-84	Robin Lee	5.7
84-85	Renee Dennis; Susan Walvius	7.4
85-86	Susan Walvius	9.7
86-87	Renee Dennis	7.1
87-88	Michelle Bain	7.7
88-89	Missy Sallade	8.7
89-90	Missy Sallade	8.5

90-91	Dayna Sonovick	5.8
91-92	Angela Donnell	5.3
92-93	Jenny Root	8.0
93-94	Jenny Root	7.3
94-95	Jenny Root	8.2
95-96	Michelle (Hollister) Houseright	9.1
96-97	Reneé Maitland	6.2
97-98	Tere Williams	7.6
98-99	Tere Williams	7.4
99-00	Tere Williams	8.1
00-01	Tere Williams	5.9
01-02	Ieva Kublina	7.8
02-03	Ieva Kublina	7.4
03-04	Erin Gibson	6.9
04-05	Kerri Gardin	8.0
05-06	Kerri Gardin	10.0
06-07	Nare Diawara	8.1
07-08	Brittany Cook	6.4
08-09	Utahya Drye	6.5
09-10	Utahya Drye	6.6

### FIELD GOALS MADE

1976-77	Kelly Bradley	94
77-78	Karen Garbis	125
78-79	Karen Garbis	146
79-80	Julie Williams	167
80-81	Maureen Corrigan	120
81-82	Kathy Hanover	132
82-83	Kathy Hanover	109
83-84	Taiqua Brittingham	164
84-85	Susan Walvius	175
85-86	Susan Walvius	202
86-87	Renee Dennis	212
87-88	Michelle Bain	204
88-89	Amy Byrne	163
89-90	Amy Byrne	205
90-91	Dayna Sonovick	135
91-92	Lisa Griffith	132
92-93	Jenny Root	163
93-94	Jenny Root	165
94-95	Jenny Root	204
95-96	Michelle (Hollister) Houseright	177
96-97	Kim Seaver	182
97-98	Tere Williams	170
98-99	Tere Williams	192
99-00	Tere Williams	156
00-01	Tere Williams	176
01-02	Ieva Kublina	198
02-03	Ieva Kublina	173
03-04	Ieva Kublina	155
04-05	Kerri Gardin	128
05-06	Dawn Chriss	164
06-07	Kirby Copeland	191
07-08	Brittany Cook	206
08-09	Utahya Drye	176
09-10	Utahya Drye	134

### FIELD GOAL PERCENTAGE

1976-77	Kelly Bradley	.461
77-78	Peg Bunger	.466
78-79	Peg Bunger	.496
79-80	Julie Williams	.474
80-81	Julie Williams	.490
81-82	Taiqua Brittingham	.525
82-83	Taiqua Brittingham	.460
83-84	Taiqua Brittingham	.529
84-85	Joyce Waddy	.538
85-86	Joyce Waddy	.508
86-87	Michelle Bain	.526
87-88	Michelle Bain	.564
88-89	Missy Sallade	.573
89-90	Amy Byrne	.498
90-91	Lisa Griffith	.469
91-92	Lisa Griffith	.500
92-93	Jenny Root	.580

93-94	Jenny Root	.511
94-95	Jenny Root	.533
95-96	Michelle (Hollister) Houseright	.492
96-97	Kim Seaver	.517
97-98	Tere Williams	.538
98-99	Tere Williams	.602
99-00	Tere Williams	.595
00-01	Tere Williams	.481
01-02	Ieva Kublina	.473
02-03	Erin Gibson	.474
03-04	Erin Gibson	.485
04-05	Britney Anderson	.509
05-06	Dawn Chriss	.503
06-07	Nare Diawara	.495
07-08	Brittany Cook	.502
08-09	Utahya Drye	.467
09-10	Utahya Drye	.473

### 3-PT FIELD GOALS MADE

1987-88	Lisa Haney	29
88-89	Jeni Garber	57
89-90	Sarah Hillyer	53
90-91	Jeni Garber	70
91-92	Dayna Sonovick	28
92-93	Lisa Griffith	31
93-94	Sue Logsdon	25
94-95	Christi Osborne	23
95-96	Sherry Banks	28
96-97	Reneé Maitland	36
97-98	Maria Albertsson	20
98-99	Maria Albertsson	31
99-00	Sarah Hicks	36
00-01	Sarah Hicks	42
01-02	Sarah Hicks	64
02-03	Carrie Mason	42
03-04	Carrie Mason	51
04-05	Carrie Mason	45
05-06	Carrie Mason	62
06-07	Lindsay Biggs	28
07-08	Lindsay Biggs	32
08-09	Lindsay Biggs	71
09-10	Lindsay Biggs	57

### FREE THROWS MADE

1976-77	Karen Garbis	37
77-78	Karen Garbis	68
78-79	Sis Spriggs	51
79-80	Sandy Berry	58
80-81	Maureen Corrigan	110
81-82	Tammie Edwards	100
82-83	Tammie Edwards	73
83-84	Robin Lee	79
84-85	Renee Dennis	86
85-86	Renee Dennis	136
86-87	Renee Dennis	134
87-88	Michelle Bain	63
88-89	Missy Sallade	124
89-90	Amy Byrne	151
90-91	Lisa Griffith	74
91-92	Jenny Root	50
92-93	Jenny Root	90
93-94	Christi Osborne	97
94-95	Jenny Root	102
95-96	Michelle (Hollister) Houseright	107
96-97	Kim Seaver	63
97-98	Amy Wetzel	112
98-99	Amy Wetzel	153
99-00	Amy Wetzel	101
00-01	Tere Williams	104
01-02	Chrystal Starling	104
02-03	Ieva Kublina	112
03-04	Ieva Kublina	95
04-05	Dawn Chriss	81
05-06	Dawn Chriss	77
06-07	Nare Diawara	115

07-08	Brittany Cook	95
08-09	Utahya Drye	75
09-10	Utahya Drye	69

### FREE THROW PERCENTAGE (Minimum of 2 attempts per game)


1976-77	Thea Bertoia	.656
77-78	Karen Garbis	.648
78-79	Pauline Landes	.606
79-80	Sandy Berry	.763
80-81	Maureen Corrigan	.775
81-82	Maureen Corrigan	.737
82-83	Taiqua Brittingham	.660
83-84	Robin Lee	.760
84-85	Robin Lee	.720
88-89	Amy Byrne	.820
89-90	Amy Byrne	.744
90-91	Sue Logsdon	.889
91-92	Jenny Root	.714
92-93	Lisa Griffith	.836
93-94	Christi Osborne	.874
94-95	Christi Osborne	.816
95-96	Terri Garland	.779
96-97	Katie O'Connor	.820
97-98	Kelly Drinka	.870
98-99	Amy Wetzel	.754
99-00	Tere Williams	.811
00-01	Chrystal Starling	.869
01-02	Chrystal Starling	.806
02-03	Chrystal Starling	.863
03-04	Dawn Chriss	.837
04-05	Carrie Mason	.831
05-06	Carrie Mason	.810
06-07	Nare Diawara	.723
07-08	Brittany Cook	.766
08-09	Utahya Drye	.735
09-10	Utahya Drye	.711

### ASSISTS

1976-77	not recorded	
77-78	Gail Kelly	46
78-79	Sandy Berry	120
79-80	Sandy Berry	139
80-81	Sandy Berry	125
81-82	Jackie Ansley	94
82-83	Jackie Ansley	94
83-84	Jackie Ansley	115
84-85	Taiqua Brittingham	114
85-86	Maureen Donovan	164
86-87	Maureen Donovan	143
87-88	Denise Kayajian	97
88-89	Stephanie Green	108
89-90	Sandy Michel	83
90-91	Jeni Garber	108
91-92	Phyllis Tonkin	97
92-93	Lisa Leftwich	100
93-94	Lisa Leftwich	110
94-95	Terri Garland	116
95-96	Terri Garland	102
96-97	Lisa Witherspoon	124
97-98	Lisa Witherspoon	219
98-99	Lisa Witherspoon	246
99-00	Amy Wetzel	152
00-01	Amy Wetzel	86
01-02	Lisa Guarneri	127
02-03	Carrie Mason	106
03-04	Kerri Gardin	90
04-05	Carrie Mason	98
05-06	Kirby Copeland	87
06-07	Kirby Copeland	146
07-08	Laura Haskins	133
08-09	Laura Haskins	138
09-10	Nikki Davis	116

# TECH'S TOP TEN

THE HOKIES' TOP TEN PERFORMANCES



Renee  
Dennis

## POINTS (CAREER)

83-87	Renee Dennis, 115 games	1791
97-01	Tere Williams, 118 games	1750
00-04	Ieva Kublina, 126 games	1647
91-95	Jenny Root, 117 games	1582
91-95	Christi Osborne, 117 games	1500
96-01	Amy Wetzel, 129 games	1444
02-06	Carrie Mason, 123 games	1369
99-03	Chrystal Starling, 121 games	1340
86-90	Amy Byrne, 113 games	1291
06-10	Utahya Drye, 124 games	1166

## POINTS (SEASON)

89-90	Amy Byrne, Sr., 28 games	561
86-87	Renee Dennis, Sr., 29 games	558
85-86	Renee Dennis, Jr., 27 games	538
07-08	Brittany Cook, Jr., 30 games	537
94-95	Jenny Root, Sr., 31 games	510
01-02	Ieva Kublina, So., 32 games	498
02-03	Ieva Kublina, Jr., 32 games	481
06-07	Kirby Copeland, Sr., 34 games	479
85-86	Susan Walvius, Sr., 28 games	475
87-88	Michelle Bain, Sr., 28 games	471

## SCORING AVERAGE (CAREER)

83-87	Renee Dennis, 115 games	15.6
97-01	Tere Williams, 118 games	14.8
91-95	Jenny Root, 117 games	13.5
00-04	Ieva Kublina, 126 games	13.1
91-95	Christi Osborne, 117 games	12.8
88-91	Jeni Garber, 56 games	12.6
86-90	Amy Byrne, 113 games	11.4
96-01	Amy Wetzel, 129 games	11.2
02-06	Carrie Mason, 123 games	11.1
99-03	Chrystal Starling, 121 games	11.1
86-87	Susan Walvius, 105 games	11.1

## SCORING AVERAGE (SEASON)

89-90	Amy Byrne, Sr., 28 games	20.0
85-86	Renee Dennis, Jr., 27 games	19.9
86-87	Renee Dennis, Sr., 29 games	19.2
95-96	Michelle (Hollister) Houseright, So., 27 games	17.3
07-08	Brittany Cook, Jr., 30 games	17.9
85-86	Susan Walvius, Sr., 28 games	17.0
87-88	Michelle Bain, Sr., 28 games	16.8

94-95	Jenny Root, Sr., 31 games	16.5
01-02	Ieva Kublina, So., 32 games	15.6
98-99	Tere Williams, So., 31 games	15.6

## FIELD GOALS MADE (CAREER)

97-01	Tere Williams, 118 games	694
83-87	Renee Dennis, 115 games	680
91-95	Jenny Root, 117 games	626
00-04	Ieva Kublina, 126 games	613
91-95	Christi Osborne, 117 games	581
82-86	Susan Walvius, 105 games	505
86-90	Amy Byrne, 113 games	479
06-10	Utahya Drye, 124 games	472
99-03	Chrystal Starling, 121 games	462
82-86	Angie Kelly, 104 games	451

## FIELD GOALS MADE (SEASON)

86-87	Renee Dennis, Sr., 29 games	212
07-08	Brittany Cook, Jr., 30 games	206
89-90	Amy Byrne, Sr., 28 games	205
94-95	Jenny Root, Sr., 31 games	204
87-88	Michelle Bain, Sr., 28 games	204
85-86	Susan Walvius, Sr., 28 games	202
85-86	Renee Dennis, Jr., 27 games	201
01-02	Ieva Kublina, So., 32 games	198
98-99	Tere Williams, So., 31 games	192
06-07	Kirby Copeland, Sr., 34 games	191

## THREE-POINT FG MADE (CAREER)

02-06	Carrie Mason, 123 games	200
06-10	Lindsay Biggs, 123 games	188
97-02	Sarah Hicks, 119 games	157
88-91	Jeni Garber, 56 games	127
87-92	Dayna Sonovick, 85 games	84
00-04	Ieva Kublina, 126 games	77
91-95	Christi Osborne, 117 games	71
96-01	Amy Wetzel, 129 games	67

## FIELD-GOAL PERCENTAGE (CAREER)

(Minimum 3 made per game)

1997-01	Tere Williams, 118 games	(694-1263)	.550
91-95	Jenny Root, 117 games	(626-1163)	.538
86-90	Missy Sallade, 108 games	(328-630)	.521
84-88	Michelle Bain, 110 games	(447-851)	.511
81-85	Taiqua Brittingham, 105 games	(383-751)	.510
02-06	Dawn Chriss, 116 games	(424-858)	.494
82-86	Susan Walvius, 105 games	(505-1046)	.483
79-81	Julie Williams, 58 games	(269-560)	.480
05-08	Brittany Cook, 94 games	(393-822)	.478
01-05	Erin Gibson, 123 games	(439-926)	.474
86-90	Amy Byrne, 113 games	(479-1021)	.470
89-93	Lisa Griffith, 102 games	(389-832)	.467
95-99	Michelle (Hollister) Houseright, 115 games	(426-912)	.467

## FIELD-GOAL PERCENTAGE (SEASON)

(Minimum 4 made per game)

1998-99	Tere Williams, So., 31 games	(192-319)	.602
99-00	Tere Williams, Jr., 27 games	(156-262)	.595
92-93	Jenny Root, So., 28 games	(163-281)	.580
88-89	Missy Sallade, Jr., 29 games	(138-241)	.573
87-88	Michelle Bain, Sr., 28 games	(204-362)	.564
97-98	Tere Williams, Fr., 31 games	(170-316)	.538
94-95	Jenny Root, Sr., 31 games	(204-383)	.533
83-84	Taiqua Brittingham, Jr., 29 games	(164-310)	.529
86-87	Michelle Bain, Jr., 29 games	(131-249)	.526
84-85	Renee Dennis, So., 29 games	(163-313)	.521

05-08	Brittany Cook, 94 games	65
99-03	Chrystal Starling, 121 games	65

## THREE-POINT FG MADE (SEASON)

08-09	Lindsay Biggs, Jr., 30 games	71
90-91	Jeni Garber, Sr., 27 games	70
01-02	Sarah Hicks, Sr., 32 games	64
05-06	Carrie Mason, Sr., 31 games	62
09-10	Lindsay Biggs, Sr., 30 games	57
88-89	Jeni Garber, Jr., 29 games	57
03-04	Carrie Mason, So., 31 games	51
89-90	Sarah Hillyer, Fr., 28 games	53
04-05	Carrie Mason, Jr., 29 games	45
02-03	Carrie Mason, Fr., 32 games	42
00-01	Sarah Hicks, Jr., 31 games	42

## FREE THROWS MADE (CAREER)

1996-01	Amy Wetzel, 129 games	489
83-87	Renee Dennis, 115 games	431
97-01	Tere Williams, 118 games	361
99-03	Chrystal Starling, 121 games	351
00-04	Ieva Kublina, 126 games	344
86-90	Amy Byrne, 113 games	333
91-95	Jenny Root, 117 games	329
02-06	Carrie Mason, 123 games	293
81-85	Robin Lee, 112 games	289
86-90	Missy Sallade, 108 games	270

## FREE THROWS MADE (SEASON)

1998-99	Amy Wetzel, So., 31 games	153
89-90	Amy Byrne, Sr., 28 games	151
85-86	Renee Dennis, Jr., 27 games	136
86-87	Renee Dennis, Sr., 29 games	134
88-89	Missy Sallade, Jr., 29 games	124
06-07	Nare Diawara, Sr., 34 games	115
02-03	Ieva Kublina, Jr., 32 games	112
97-98	Amy Wetzel, r-Fr., 31 games	112



Tere  
Williams

80-81	Maureen Corrigan, Jr., 30 games	110
88-89	Amy Byrne, Jr., 29 games	109

**REBOUNDS (CAREER)**

1997-01	Tere Williams, 118 games	853
00-04	Ieva Kublina, 126 games	845
91-95	Jenny Root, 117 games	815
83-87	Renee Dennis, 115 games	792
02-06	Kerri Gardin, 116 games	784
01-05	Erin Gibson, 123 games	752
79-83	Tammie Edwards, 107 games	748
06-10	Utahya Drye, 124 games	645
82-86	Susan Walvius, 105 games	644
84-88	Michelle Bain, 110 games	619

**REBOUNDS (SEASON)**

2005-06	Kerri Gardin, Sr., 29 games	289
81-82	Tammie Edwards, Jr., 28 games	275
06-07	Nare Diawara, Sr., 34 games	274
85-86	Susan Walvius, Sr., 28 games	272
94-95	Jenny Root, Sr., 31 games	253
88-89	Missy Sallade, Jr., 29 games	252
01-02	Ieva Kublina, So., 32 games	249
95-96	Michelle Hollister, So., 27 games	245
02-03	Ieva Kublina, Jr., 32 games	238
89-90	Missy Sallade, Sr., 28 games	237
97-98	Tere Williams, Fr., 31 games	237

**REBOUNDING AVERAGE (CAREER)**

1997-01	Tere Williams, 118 games	7.2
91-95	Jenny Root, 117 games	7.0
76-79	Karen Garbis, 62 games	7.0
79-83	Tammie Edwards, 107 games	7.0
83-87	Renee Dennis, 115 games	6.9
00-04	Ieva Kublina, 126 games	6.7
02-06	Kerri Gardin, 119 games	6.6
79-81	Julie Williams, 58 games	6.3
01-05	Erin Gibson, 94 games	6.1
82-86	Susan Walvius, 105 games	6.1

**FREE-THROW PERCENTAGE (CAREER)**

(Minimum 1.5 made per game)

1991-95	Christi Osborne, 117 games	(267-322)	.829
99-03	Chrystal Starling, 121 games	(351-425)	.826
02-06	Carrie Mason, 123 games	(293-366)	.801
90-94	Sue Logsdon, 105 games	(203-257)	.790
89-93	Lisa Griffith, 102 games	(191-247)	.773
00-04	Ieva Kublina, 126 games	(344-447)	.770
80-82	Maureen Corrigan, 55 games	(166-218)	.761
86-90	Amy Byrne, 113 games	(333-438)	.760
96-99	Katie O'Connor, 120 games	(216-286)	.755
02-06	Dawn Chriss, 116 games	(268-358)	.749

**FREE-THROW PERCENTAGE (SEASON)**

(Min. 60 attempts)

1990-91	Sue Logsdon, Fr., 27 games	(72-81)	.889
93-94	Christi Osborne, Jr., 30 games	(97-111)	.874
00-01	Chrystal Starling, So., 31 games	(93-107)	.869
02-03	Chrystal Starling, Sr., 27 games	(88-102)	.863
92-93	Lisa Griffith, Sr., 28 games	(62-74)	.838
03-04	Dawn Chriss, So., 31 games	(87-104)	.837
04-05	Carrie Mason, Jr., 29 games	(64-77)	.831
90-91	Lisa Griffith, So., 27 games	(74-89)	.831
03-04	Ieva Kublina, Sr., 31 games	(95-115)	.826
88-89	Amy Byrne, Jr., 29 games	(109-133)	.820

**REBOUNDING AVERAGE (SEASON)**

2005-06	Kerri Gardin, Sr., 29 games	10.0
81-82	Tammie Edwards, Jr., 28 games	9.8
85-86	Susan Walvius, Sr., 28 games	9.7
95-96	Michelle (Hollister) Houseright, So., 27 games	9.1
88-89	Missy Sallade, Jr., 29 games	8.7
82-83	Tammie Edwards, Sr., 25 games	8.6
89-90	Missy Sallade, Sr., 28 games	8.5
99-00	Tere Williams, Jr., 27 games	8.4
85-86	Renee Dennis, Jr., 27 games	8.3
94-95	Jenny Root, Sr., 31 games	8.2

**BLOCKED SHOTS (CAREER)**

2000-04	Ieva Kublina, 126 games	256
82-86	Susan Walvius, 105 games	204
91-95	Jenny Root, 117 games	133
84-88	Michelle Bain, 110 games	109
01-05	Erin Gibson, 94 games	108
96-00	Kim Seaver, 85 games	106
07-08	Amber Hall, 89 games	96
02-06	Kerri Gardin, 119 games	91
03-07	Nare Diawara, 90 games	88
79-81	Julie Williams, 82 games	82

**BLOCKED SHOTS (SEASON)**

1985-86	Susan Walvius, Sr., 28 games	93
01-02	Ieva Kublina, So., 32 games	86
84-85	Susan Walvius, Jr., 28 games	73
03-04	Ieva Kublina, Sr., 31 games	73
02-03	Ieva Kublina, Jr., 32 games	62
96-97	Kim Seaver, Fr., 31 games	54
07-08	Amber Hall, Jr., 30 games	53
06-07	Nare Diawara, Sr., 34 games	53
96-97	Meg Hunter, Fr., 31 games	49
79-80	Julie Williams, Fr., 29 games	43
86-87	Michelle Bain, Jr., 29 games	43
04-05	Erin Gibson, Sr., 29 games	43



Lisa Witherspoon

**Assists (Career)**

1996-99	Lisa Witherspoon, 112 games	635
83-87	Maureen Donovan, 115 games	410
96-01	Amy Wetzel, 129 games	399
05-09	Laura Haskins, 123 games	389
78-81	Sandy Berry, 83 games	384
91-95	Lisa Leftwich, 111 games	371
92-96	Terri Garland, 114 games	369
02-06	Carrie Mason, 123 games	364
88-92	Phyllis Tonkin, 100 games	319
06-07	Kirby Copeland, 118 games	317

**Assists (Season)**

1998-99	Lisa Witherspoon, Sr., 30 games	246
97-98	Lisa Witherspoon, Jr., 31 games	219
85-86	Maureen Donovan, Jr., 28 games	164
99-00	Amy Wetzel, Jr., 31 games	152
06-07	Kirby Copeland, Sr., 34 games	146
86-87	Maureen Donovan, Sr., 29 games	143
79-80	Sandy Berry, Jr., 29 games	139
08-09	Laura Haskins, Sr., 30 games	138
07-08	Laura Haskins, Jr., 30 games	133
01-02	Lisa Guarneri, Sr., 32 games	127

**STEALS (CAREER)**

1981-85	Taiqua Brittingham, 105 games	252
96-01	Amy Wetzel, 129 games	235
96-99	Lisa Witherspoon, 112 games	219
03-07	Kirby Copeland, 118 games	190
05-09	Laura Haskins, 123 games	175
78-81	Sandy Berry, 83 games	175
02-06	Carrie Mason, 123 games	173
02-06	Dawn Chriss, 116 games	164
91-95	Lisa Leftwich, 111 games	161
02-06	Kerri Gardin, 119 games	157
81-84	Jackie Ansley, 83 games	157

**STEALS (SEASON)**

1998-99	Lisa Witherspoon, Sr., 30 games	86
83-84	Taiqua Brittingham, Jr., 29 games	78
96-97	Renee Maitland, Jr., 31 games	77
78-79	Sandy Berry, So., 24 games	70
06-07	Kirby Copeland, Sr., 34 games	68
83-84	Jackie Ansley, Sr., 30 games	68
84-85	Taiqua Brittingham, Sr., 23 games	66
82-83	Taiqua Brittingham, So., 25 games	62
97-98	Lisa Witherspoon, Jr., 31 games	62
08-09	Laura Haskins, Sr., 30 games	60
88-89	Jeni Garber, Jr., 29 games	60



Sue Logsdon

# THE 1,000-POINT CLUB

## RENEE DENNIS • 1,791

Year	G/GS	Min.	FG-FGA	Pct.	3P-3PA	Pct.	FT-FTA	Pct.	Reb.	Avg.	A	TO	BS	ST	Pts.	Avg.
1983-84	30/2	618	104-231	.450	-----	----	75-116	.647	148	4.9	9	50	5	11	283	9.4
1984-85	29/25	789	163-313	.521	-----	----	86-138	.623	215	7.4	11	73	8	21	412	14.2
1985-86	27/27	956	201-445	.452	-----	----	136-202	.673	224	8.3	25	98	5	22	538	19.9
1986-87	29/29	1,001	212-472	.449	-----	----	134-182	.736	205	7.1	46	100	0	22	558	19.2
Total	115/83	3,364	680-1,461	.465	-----	----	431-638	.676	792	6.9	91	321	18	76	1,791	15.6

## TERE WILLIAMS • 1,750

Year	G/GS	Min.	FG-FGA	Pct.	3P-3PA	Pct.	FT-FTA	Pct.	Reb.	Avg.	A	TO	BS	ST	Pts.	Avg.
1997-98	31/28	776	170-316	.538	0-0	.000	74-124	.597	237	7.6	16	85	15	36	414	13.4
1998-99	30/29	822	192-319	.604	0-0	.000	84-113	.750	221	7.5	27	66	22	29	468	15.6
1999-00	27/25	807	156-262	.595	0-1	.000	99-122	.811	218	8.4	19	76	14	32	411	15.1
2000-01	30/30	814	176-366	.481	1-15	.067	104-136	.764	177	5.9	30	78	16	26	457	15.2
Total	118/112	3,219	694-1263	.550	1-16	.063	361-495	.729	853	7.2	92	305	67	123	1,750	14.8

## IEVA KUBLINA • 1,647

Year	G/GS	Min	FG-FGA	Pct.	3P-3PA	Pct.	FT-FTA	Pct.	Reb.	Avg.	A	TO	BS	ST	Pts.	Avg.
2000-01	31/3	642	87-199	.437	13-38	.342	55-85	.647	154	5.0	15	46	35	11	242	7.8
2001-02	32/32	976	198-419	.473	20-53	.377	82-107	.766	249	7.8	30	74	86	23	498	15.6
2002-03	32/32	1,046	173-383	.452	23-65	.354	112-140	.800	238	7.4	44	81	62	30	481	15.0
2003-04	31/31	999	155-374	.414	21-78	.269	95-115	.826	204	6.6	26	72	73	23	426	13.7
Totals	126/98	3,663	613-1,375	.446	77-234	.329	344-447	.770	845	6.7	115	273	256	87	1,647	13.1

## JENNY ROOT • 1,582

Year	G/GS	Min.	FG-FGA	Pct.	3P-3PA	Pct.	FT-FTA	Pct.	Reb.	Avg.	A	TO	BS	ST	Pts.	Avg.
1991-92	28/1	527	94-176	.534	1-1	1.000	50-70	.714	120	4.3	12	38	27	14	239	8.5
1992-93	28/25	777	163-281	.580	0-0	.000	90-123	.732	224	8.0	22	58	39	20	416	14.9
1993-94	30/30	924	165-323	.511	0-0	.000	87-136	.640	218	7.3	21	46	30	26	417	13.9
1994-95	31/31	962	204-383	.533	0-0	.000	102-157	.650	253	8.2	30	74	37	27	510	16.5
Total	117/87	3,190	626-1,163	.538	1-1	1.000	329-486	.677	815	7.0	85	216	133	87	1,582	13.5

## CHRISTI OSBORNE • 1,500


Year	G/GS	Min	FG-FGA	Pct.	3P-3PA	Pct.	FT-FTA	Pct.	Reb.	Avg.	A	TO	BS	ST	Pts.	Avg.
1991-92	28/20	880	120-271	.443	9-27	.333	37-45	.822	144	5.1	66	79	15	24	286	10.2
1992-93	28/28	917	149-335	.445	24-60	.400	62-79	.785	142	5.1	92	73	14	30	384	13.7
1993-94	30/30	1,000	161-373	.432	15-51	.294	97-111	.874	138	4.6	78	72	8	18	434	14.5
1994-95	31/31	1,054	151-365	.414	23-78	.295	71-87	.816	142	4.6	80	71	17	24	396	12.8
Total	117/109	3,851	581-1,344	.432	71-216	.329	267-322	.829	566	4.8	316	295	54	96	1,500	12.8

## AMY WETZEL • 1,444

Year	G/GS	Min	FG-FGA	Pct.	3P-3PA	Pct.	FT-FTA	Pct.	Reb.	Avg.	A	TO	BS	ST	Pts.	Avg.
1996-97	6/1	180	18-43	.419	7-19	.368	28-34	.824	23	3.8	10	10	2	17	71	11.8
1997-98	31/27	908	106-235	.451	6-43	.140	112-140	.800	126	4.1	67	81	6	57	330	10.6
1998-99	30/29	1,032	127-307	.414	25-65	.385	153-203	.754	167	5.6	84	92	3	55	432	14.6
1999-00	31/31	1,059	105-242	.434	14-44	.318	101-138	.732	140	4.5	152	110	7	57	325	10.5
2000-01	31/31	950	88-206	.427	15-37	.405	95-120	.792	109	3.5	86	76	1	49	286	9.2
Total	129/119	4,129	444-1,033	.430	67-208	.322	489-635	.770	565	4.4	399	369	19	235	1,444	11.2

## CARRIE MASON • 1,369

Year	G/GS	Min	FG-FGA	Pct.	3P-3PA	Pct.	FT-FTA	Pct.	Reb.	Avg.	A	TO	BS	ST	Pts.	Avg.
02-03	32/30	1,108	107-229	.467	42-103	.408	82-106	.774	108	3.4	106	101	4	26	338	10.6
03-04	31/31	1,100	114-272	.419	51-129	.395	79-99	.798	91	2.9	84	86	4	58	358	11.5
04-05	29/29	955	97-245	.396	45-108	.417	64-77	.831	80	2.8	98	93	12	30	303	10.4
05-06	31/31	1,016	120-260	.462	62-140	.443	68-84	.810	59	1.9	76	80	3	59	370	11.9
Totals	123/121	4,179	438-1,006	.435	200-480	.417	293-366	.801	338	2.7	364	360	23	173	1,369	11.1



Renee Dennis



Tere Williams



Ieva Kublina



Jenny Root



Christi Osborne



Amy Wetzel



Carrie Mason



### CHRYSTAL STARLING • 1,340

Year	G/GS	Min	FG-FGA	Pct.	3P-3PA	Pct.	FT-FTA	Pct.	Reb.	Avg.	A	TO	BS	ST	Pts.	Avg.
1999-00	31/23	890	132-288	.458	13-29	.448	66-87	.759	119	3.8	78	104	9	42	343	11.1
2000-01	31/0	764	108-254	.425	15-50	.300	93-107	.869	136	4.4	49	83	14	27	324	10.5
2001-02	32/18	805	119-270	.441	22-68	.324	104-129	.806	97	3.0	50	60	6	33	364	11.4
2002-03	27/16	730	103-263	.392	15-63	.238	88-102	.863	105	3.9	45	78	2	25	309	11.4
Totals	121/57	3,189	462-1,075	.429	65-210	.310	351-425	.826	457	3.8	222	325	31	127	1,340	11.1

### AMY BYRNE • 1,291

Year	G/GS	Min	FG-FGA	Pct.	3P-3PA	Pct.	FT-FTA	Pct.	Reb.	Avg.	A	TO	BS	ST	Pts.	Avg.
1986-87	28/0	306	38-108	.352	-----	----	46-60	.767	83	3.0	11	29	4	11	122	4.4
1987-88	28/1	490	73-177	.412	0-0	.000	27-42	.643	116	4.1	16	27	5	13	173	6.2
1988-89	29/29	882	163-324	.503	0-0	.000	109-133	.820	217	7.5	19	69	6	23	435	15.0
1989-90	28/28	894	205-412	.498	0-0	.000	151-203	.744	202	7.2	26	66	2	26	561	20.0
Total	113/58	2,572	479-1,021	.469	0-0	.000	333-438	.760	618	5.5	72	191	17	73	1,291	11.4

### UTAHYA DRYE • 1,166

Year	G/GS	Min	FG-FGA	Pct.	3P-3PA	Pct.	FT-FTA	Pct.	Reb.	Avg.	A	TO	BS	ST	Pts.	Avg.
2006-07	24/2	428	43-101	.426	0-2	.000	21-31	.677	70	2.1	22	46	1	24	107	3.1
2007-08	30/30	985	119-259	.459	4-15	.267	47-67	.701	183	6.1	64	103	9	41	289	9.6
2008-09	30/30	1037	176-377	.467	3-15	.200	75-102	.735	195	6.5	53	102	9	48	430	14.3
2009-10	30/30	970	134-283	.473	3-7	.429	69-97	.711	197	6.6	83	108	9	40	340	11.3
Total	124/92	3,420	472-1,020	.463	10-39	.256	212-297	.714	645	5.2	222	359	28	153	1,166	9.4

### SUSAN WALVIUS • 1,161

Year	G/GS	Min	FG-FGA	Pct.	3P-3PA	Pct.	FT-FTA	Pct.	Reb.	Avg.	A	TO	BS	ST	Pts.	Avg.
1982-83	24/0	300	63-144	.436	-----	----	13-16	.813	77	3.2	6	25	17	8	139	5.8
1983-84	25/0	317	65-143	.454	-----	----	26-36	.722	87	3.5	6	18	21	4	156	6.2
1984-85	28/26	753	175-352	.497	-----	----	41-62	.661	208	7.4	17	58	73	27	391	14.0
1985-86	28/28	884	202-407	.496	-----	----	71-97	.732	272	9.7	25	42	93	26	475	17.0
Total	105/54	2,254	505-1,046	.483	-----	----	151-211	.716	644	6.1	54	143	204	65	1,161	11.1

### ROBIN LEE • 1,147

Year	G/GS	Min	FG-FGA	Pct.	3P-3PA	Pct.	FT-FTA	Pct.	Reb.	Avg.	A	TO	BS	ST	Pts.	Avg.
1981-82	28/26	757	126-309	.408	-----	----	98-135	.726	126	4.5	24	83	13	27	350	12.5
1982-83	25/224	640	95-255	.373	-----	----	44-74	.595	101	4.0	34	63	9	17	234	9.4
1983-84	30/30	744	105-265	.396	-----	----	79-104	.760	171	5.7	64	88	19	20	289	9.6
1984-85	29/26	639	108-233	.464	-----	----	58-74	.784	97	3.3	58	82	8	26	274	9.4
Total	112/106	2,780	434-1,062	.409	-----	----	279-387	.721	495	4.4	80	316	49	90	1,147	10.2

### DAWN CHRISS • 1,121

Year	G/GS	Min	FG-FGA	Pct.	3P-3PA	Pct.	FT-FTA	Pct.	Reb.	Avg.	A	TO	BS	ST	Pts.	Avg.
2002-03	25/0	235	28-54	.519	0-0	.000	23-32	.719	44	1.8	21	17	3	14	79	3.2
2003-04	31/31	943	114-237	.481	1-3	.333	87-104	.837	146	4.7	72	81	28	44	316	10.2
2004-05	29/29	789	118-241	.490	1-8	.125	81-112	.723	123	4.2	62	55	14	49	318	11.0
2005-06	31/31	908	164-326	.503	3-14	.214	77-110	.700	139	4.5	65	77	16	57	408	13.2
Totals	116/91	2,875	424-858	.494	5-25	.200	268-358	.749	452	3.9	220	230	61	164	1,121	9.7

### ERIN GIBSON • 1,117


Year	G/GS	Min	FG-FGA	Pct.	3P-3PA	Pct.	FT-FTA	Pct.	Reb.	Avg.	A	TO	BS	ST	Pts.	Avg.
2001-02	32/0	533	84-168	.500	0-0	.000	34-59	.576	148	4.6	9	52	26	22	202	6.3
2002-03	31/30	916	118-249	.474	0-1	.000	64-126	.508	216	7.0	30	66	29	28	300	9.7
2003-04	31/30	956	111-229	.485	0-0	.000	65-108	.602	215	6.9	24	64	24	13	287	9.3
2004-05	29/29	858	126-280	.450	0-1	.000	76-122	.623	173	6.0	32	60	43	29	328	11.3
Total	123/89	3,263	439-926	.474	0-2	.000	239-415	.576	752	6.1	95	242	122	92	1,117	9.1



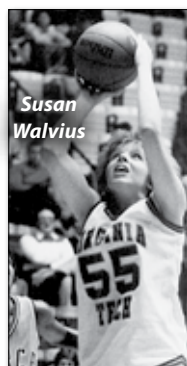
*Chrystal Starling*



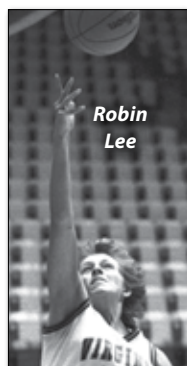
*Amy Byrne*



*Utahya Drye*



*Susan Walvius*



*Robin Lee*



*Dawn Chriss*



*Erin Gibson*

### MICHELLE (HOLLISTER) HOUSERIGHT • 1,112

Year	G/GS	Min	FG-FGA	Pct.	3P-3PA	Pct.	FT-FTA	Pct.	Reb.	Avg.	A	TO	BS	ST	Pts.	Avg.
1994-95	28/0	255	23-92	.250	2-13	.154	18-26	.692	59	2.1	14	36	11	13	66	2.4
1995-96	27/26	816	177-360	.492	6-19	.316	107-172	.622	245	9.1	24	76	23	53	467	17.3
1996-97	Did not play															
1997-98	29/6	652	108-217	.498	0-0	.000	60-94	.638	165	5.7	35	64	12	27	276	9.5
1998-99	31/11	669	118-243	.486	1-2	.500	66-88	.750	140	4.5	30	47	7	46	303	9.8
Total	115/43	2,392	426-912	.467	9-34	.265	251-380	.661	609	5.3	103	223	53	139	1,112	9.7

### KIRBY COPELAND • 1,094

Year	G/GS	MP	FGM-Att	Pct.	3PTM-Att	Pct.	FT-Att	Pct.	Reb.	Avg.	A	TO	BS	ST	Pts.	Avg.
2003-04	30/0	346	38-97	.392	0-0	.000	24-39	.615	70	2.3	29	56	3	26	100	3.3
2004-05	26/13	508	75-208	.361	0-7	.000	72-101	.713	101	3.9	55	69	2	38	222	8.5
2005-06	30/29	768	114-291	.392	2-15	.133	63-103	.612	100	3.3	87	92	3	58	293	9.8
2006-07	32/32	1002	191-447	.428	18-69	.261	79-124	.637	118	3.7	146	125	6	68	479	15.0
Totals	118/74	2624	418-1042	.401	20-91	.220	238-367	.649	389	3.3	317	342	14	190	1094	9.3

### SARAH HICKS • 1,092

Year	G/GS	Min	FG-FGA	Pct.	3P-3PA	Pct.	FT-FTA	Pct.	Reb.	Avg.	A	TO	BS	ST	Pts.	Avg.
1997-98	25/0	232	37-80	.463	15-40	.375	17-26	.654	39	1.6	19	25	2	3	106	4.6
1998-99	(redshirted)															
1999-00	31/23	908	114-287	.397	36-140	.257	36-52	.692	144	4.6	78	70	11	18	300	9.7
2000-01	31/31	895	107-246	.435	42-108	.389	44-59	.746	164	5.3	84	60	6	29	300	9.7
2001-02	32/32	1,101	133-309	.430	64-160	.400	56-76	.737	168	5.3	112	81	13	11	386	12.1
Totals	119/86	3,136	391-922	.424	157-448	.350	153-213	.718	515	4.3	293	236	32	61	1,092	9.2

### ANGIE KELLY • 1,092

Year	G/GS	Min	FG-FGA	Pct.	3P-3PA	Pct.	FT-FTA	Pct.	Reb.	Avg.	A	TO	BS	ST	Pts.	Avg.
1982-83	22/0	215	40-105	.381	-----	----	24-32	.750	31	1.4	19	23	0	11	104	4.7
1983-84	29/3	599	128-264	.485	-----	----	59-83	.711	76	2.6	36	63	2	41	315	10.9
1984-85	29/26	639	130-303	.429	-----	----	55-76	.724	77	2.7	88	80	4	57	315	10.9
1985-86	24/24	791	153-348	.440	-----	----	52-66	.788	90	3.8	65	69	3	31	358	14.9
Total	104/53	2,244	451-1,020	.442	-----	----	190-257	.739	274	2.6	208	235	9	140	1,092	10.5

### MICHELLE BAIN • 1,068

Year	G/GS	Min	FG-FGA	Pct.	3P-3PA	Pct.	FT-FTA	Pct.	Reb.	Avg.	A	TO	BS	ST	Pts.	Avg.
1984-85	25/0	198	39-77	.506	-----	----	18-31	.529	63	2.5	1	26	12	7	96	3.8
1985-86	28/6	480	73-163	.448	-----	----	44-77	.571	146	5.2	7	55	27	12	190	6.8
1986-87	29/28	695	131-249	.526	-----	----	49-92	.533	195	6.7	14	72	43	21	311	10.7
1987-88	28/27	766	204-362	.564	0-0	.000	63-113	.558	215	7.7	11	69	27	19	471	16.8
Total	110/61	2,139	447-851	.525	0-0	.000	174-313	.556	619	5.6	33	222	109	59	1,068	9.7

### KERRI GARDIN • 1,061


Year	G/GS	Min	FG-FGA	Pct.	3P-3PA	Pct.	FT-FTA	Pct.	Reb.	Avg.	A	TO	BS	ST	Pts.	Avg.
2002-03	30/5	546	53-132	.402	0-0	.000	24-38	.632	96	3.2	52	59	20	24	130	4.4
2003-04	31/29	799	88-256	.344	2-6	.333	64-95	.674	167	5.4	90	91	17	36	242	7.8
2004-05	29/20	750	128-285	.449	7-29	.241	59-96	.615	232	8.0	48	60	29	39	322	11.1
2005-06	29/27	822	150-333	.450	6-17	.353	61-103	.592	289	10.0	69	70	25	58	367	12.7
Totals	119/81	2,917	419-1,006	.417	15-52	.288	208-332	.627	784	6.6	259	280	91	157	1,061	8.9

### LISA GRIFFITH • 1,033

Year	G/GS	Min	FG-FGA	Pct.	3P-3PA	Pct.	FT-FTA	Pct.	Reb.	Avg.	A	TO	BS	ST	Pts.	Avg.
1989-90	20/0	118	14-45	.311	0-0	.000	12-19	.632	36	1.8	3	6	4	1	40	2.0
1990-91	27/26	708	119-254	.469	7-18	.389	74-89	.831	137	5.1	17	39	21	17	319	11.8
1991-92	27/27	659	132-264	.500	26-58	.448	43-65	.662	130	4.8	20	49	18	16	333	12.3
1992-93	28/28	725	124-269	.461	31-82	.378	62-74	.838	177	6.3	22	57	34	26	341	12.2
Total	102/81	2,210	389-832	.468	64-158	.405	191-247	.773	480	4.7	62	151	77	160	1,033	10.1

### BRITTANY COOK • 1,006

Year	G/GS	MP	FGM-Att	Pct.	3PTM-Att	Pct.	FTM-Att	Pct.	Reb.	Avg.	A	TO	Blk	ST	TP	Avg.
2004-06	DNP -- Knee surgery															
2005-06	30/0	384	42-114	.368	15-57	.263	13-29	.448	56	1.9	23	28	6	18	112	3.7
2006-07	34/25	939	145-298	.487	20-69	.290	47-62	.758	166	4.9	74	88	10	42	357	10.5
2007-08	30/30	1014	206-410	.502	30-84	.357	95-124	.766	191	6.4	76	134	12	49	537	17.9
Totals	94/55	2337	393-822	.478	65-210	.310	155-215	.721	413	4.4	173	250	28	109	1006	10.7



# THE ALL-TIME BEST PERFORMANCES IN THE CASSELL



INDIVIDUAL (VIRGINIA TECH)		INDIVIDUAL (OPPONENT)			
FG made	14	Renee Dennis vs. Florida State (1/3/87)	FG made	16	Heather Burge, Virginia (12/8/92)
FG att.	30	Renee Dennis vs. Memphis State (2/7/87)	FG att.	36	Vivian Greene, Norfolk State (1/15/77)
3-pt. FG made	6	Sarah Hillyer vs. Florida State (2/3/90)	3-pt. FG made	6	Amy Watson, UT Martin (12/28/02)
	6	Jeni Garber vs. West Virginia (12/20/90)	3-pt. FG att.	12	Anna Pavlikhina, VCU (1/9/93)
3-pt. FG att.	15	Sarah Hicks vs. Duke (12/8/99)			Cristina Zavocki, Lafayette (12/29/08)
FT made	15	Robin Lee vs. Florida State (1/16/82)	FT made	15	Paula Dolan, Charleston (12/19/81)
FT att.	17	Robin Lee vs. Florida State (1/16/82)			Lisa Allison, Campbell vs. Drexel (12/30/92)
Points	34	Renee Dennis vs. Memphis State (2/7/87)			Angela Crosby, App. St. vs. W&M (12/29/93)
Off. Reb.	9	Amy Byrne vs. Liberty (1/8/90)	FT att.	19	Paula Dolan, Charleston (12/19/81)
	9	Joyce Waddy vs. Louisville, (2/23/87)	Points	34	Heather Burge, Virginia (12/8/92)
Def. Reb.	15	Kerri Gardin vs. Virginia (2/13/05)	Off. Reb.	8	Glynetha Davis, Memphis State (2/11/89)
Tot. Reb.	21	Kerri Gardin vs. Virginia (2/13/05)	Def. Reb.	15	Carolyn Dehn-Duhr, JMU (12/10/88)
	21	Nicole Jones vs. Hampton (12/29/99)	Tot. Reb.	23	Jenette Reed, Marshall vs. Campbell (12/29/92)
Assists	13	Lisa Leftwich vs. VCU (2/8/92)	Assists	11	Jasmine Young, ECU vs. Georgetown (12/29/07)
Turnovers	12	Sandy Berry vs. UNCC (1/13/79)			Jayme Chikos, Elon vs. Hampton (12/30/01)
Blocks	9	Susan Walvius vs. Florida State (1/4/86)			Jaymee Wappes, BGU vs. Hampton (12/30/99)
Steals	9	Taiqua Brittingham vs. Northwestern (12/22/83)			Corey Hewitt, Loyola, Md. vs. S.C. (12/29/96)
					Jan Cameron, UT-Chattanooga (1/8/94)
			Turnovers	14	Karin Vadelund, G. Washington (12/4/88)
			Blocks	11	Svetlana Pankratova, VCU (2/12/94)
			Steals	7	Meghan Saake, Miami (2/5/02)
					Carrie Coffman, Bradley (1/12/94)
					Tracy Krueger, Marshall vs. Campbell (12/29/92)
					Earlisha Dill, GMU vs. Morehead St. (12/29/90)
					Tonya Cardoza, Virginia (12/8/87)
					Vivian Greene, Norfolk State (1/15/77)

TEAM (VIRGINIA TECH)		TEAM (OPPONENT)			
Points	105	vs. Southern Mississippi (12/28/04)	Points	108	Old Dominion (1/27/78)
FG made	44	vs. West Virginia Wesleyan (11/18/80)	FG made	43	Cincinnati (2/10/84)
FG att.	94	vs. Appalachian State (11/17/79)		43	Old Dominion (3/1/84)
3-pt. FG made	10	vs. Radford (2/21/91)	FG att.	91	Cincinnati (2/10/84)
3-pt. FG att.	26	vs. Syracuse (1/4/03)	3-pt. FG made	14	Connecticut (2/7/01)
FT made	43	vs. Yale (1/9/82)	3-pt. FG att.	28	Connecticut (2/7/01)
FT att.	58	vs. Yale (1/9/82)	FT made	32	Radford (1/20/93)
Off. Reb.	40	vs. Liberty (1/8/90)	FT att.	43	Florida State (1/3/87)
Def. Reb.	43	vs. Gardner-Webb (1/2/93)		43	Radford (12/6/86)
Tot. Reb.	75	vs. Liberty (1/8/90)	Off. Reb.	25	Marshall (12/30/92)
Assists	28	vs. Florida State (2/20/88)		25	Florida State (1/3/87)
Turnovers	38	vs. East Tennessee State (12/10/77)	Def. Reb.	36	James Madison (12/10/88)
Blocks	14	vs. East Tennessee State (12/21/93)	Tot. Reb.	62	Virginia Union (2/9/78)
Steals	19	vs. Charleston (12/5/86)	Assists	24	Connecticut (2/7/01)
			Turnovers	47	Appalachian State (11/17/79)
			Blocks	13	Virginia Commonwealth (2/12/94)
			Steals	22	Virginia (12/8/87)

# VT YEAR-BY-YEAR RESULTS



Virginia Tech's  
first varsity  
women's  
basketball team  
competed in  
1976-77.

## 1976-77

**Coach: John Wetzel**  
**Record: 7-9**

Dec. 4	Virginia State	L 42-46
Dec. 9	at Virginia	L 52-54
Dec. 14	at Bridgewater	W 59-55
Jan. 5	at East Tennessee State	L 58-71
Jan. 12	at Radford	L 50-60
Jan. 15	Norfolk State	L 55-68
Jan. 18	Emory & Henry	W 49-48
Jan. 25	Longwood	W 59-47
Jan. 28	at William & Mary	W 57-47
Feb. 2	at Old Dominion	L 39-82
Feb. 3	at VCU	W 53-43
Feb. 15	Roanoke	W 71-68
Feb. 19	James Madison	W 56-46
Feb. 24	Virginia	L 58-67
Mar. 3	vs. James Madison 1	L 37-47
Mar. 4	vs. Norfolk State 1	L 49-56

1 - Virginia State Tournament in Norfolk, Va.

## 1977-78

**Coach: Carolyn Owen**  
**Record: 8-16**

Dec. 7	Bridgewater	L 65-77
Dec. 9	Emory & Henry	W 61-52
Dec. 10	East Tennessee State	L 57-78
Dec. 19	vs. George Washington 1	W 65-57
Dec. 20	vs. William & Mary 1	L 65-80
Jan. 9	at Virginia	L 39-54
Jan. 16	Morris Harvey	L 78-81
Jan. 20	at Virginia State	L 55-81
Jan. 21	at Norfolk State	L 68-86
Jan. 24	Radford	L 52-73
Jan. 27	#7 Old Dominion	L 48-108
Feb. 3	VCU	W 87-45
Feb. 4	William & Mary	W 65-57
Feb. 7	at Longwood	L 59-68
Feb. 9	Virginia Union	W 73-68
Feb. 16	at James Madison	L 47-66
Feb. 17	at VCU	W 75-47
Feb. 20	at Radford	L 68-81
Feb. 22	at West Virginia	L 72-75
Feb. 25	at Emory & Henry	W 75-59
Feb. 27	at East Tennessee State	L 64-74
Feb. 28	at Roanoke	W 76-56
Mar. 2	at Old Dominion 2	L 53-83
Mar. 3	vs. Virginia 2	L 38-58

1 - VCU Christmas Tournament in Richmond, Va.  
2 - Virginia State Tournament in Norfolk, Va.

## 1978-79

**Coach: Carol Alfano**  
**Record: 9-15**

Nov. 28	at Marshall	L 67-70
Nov. 29	at Morris Harvey	L 69-82
Dec. 6	at Bridgewater	W 70-58
Dec. 9	Wake Forest	L 65-75
Jan. 12	Norfolk State	W 83-62
Jan. 13	Charlotte	L 65-67
Jan. 17	Virginia	L 58-64
Jan. 22	West Virginia Wesleyan	W 83-78
Jan. 23	Virginia State	L 67-69
Jan. 26	at George Washington	L 65-76
Jan. 27	at Virginia Union	L 59-73
Jan. 30	James Madison	W 57-49
Feb. 1	Lenoir-Rhyne	L 73-87

Feb. 2	American	L 72-73
Feb. 8	at Old Dominion	L 47-91
Feb. 9	at Georgetown	L 57-62
Feb. 14	Radford	L 60-66
Feb. 15	Longwood	W 81-55
Feb. 21	West Virginia	W 73-61
Feb. 23	at William & Mary	W 64-59
Feb. 24	at VCU	L 56-69
Mar. 1	James Madison 1	L 64-66
Mar. 2	VCU 1	W 75-54
Mar. 3	Norfolk State 1	W 70-53

1 - Virginia State Tournament in Blacksburg, Va.

## 1979-80

**Coach: Carol Alfano**  
**Record: 17-12**

Nov. 17	Appalachian State	W 78-55
Nov. 20	at East Tennessee State	W 75-63
Nov. 28	at North Carolina	L 73-82
Dec. 1	VCU	W 87-66
Dec. 8	at South Carolina	L 68-86
Dec. 17	at Florida State 1	L 57-67
Dec. 18	vs. St. Louis 1	W 71-60
Dec. 19	vs. Cincinnati 1	L 58-66
Jan. 4	George Washington	L 53-57
Jan. 6	East Carolina	L 58-75
Jan. 8	William & Mary	W 60-56
Jan. 10	Marshall	W 70-57
Jan. 14	vs. Virginia 2	L 38-48
Jan. 18	at Norfolk State	W 65-61
Jan. 21	Virginia Union	W 71-62
Jan. 23	at Virginia State	W 63-50
Jan. 26	Charlotte	L 61-66
Jan. 29	at James Madison	W 62-55
Feb. 1	Winthrop 3	W 60-54
Feb. 2	East Tennessee State 3	W 65-54
Feb. 5	Old Dominion	L 52-78
Feb. 9	at Florida State	W 77-54
Feb. 11	Charleston WV	W 66-59
Feb. 15	at Longwood	W 75-58
Feb. 19	at Pittsburgh	L 54-76
Feb. 20	at West Virginia	W 71-67
Feb. 23	at Radford	W 63-62
Feb. 24	Cincinnati	L 53-54
Feb. 27	Virginia Union 4	L 52-63

1 - Metro Tournament in Tallahassee, Fla.  
2 - in Richmond, Va.  
3 - Virginia Tech Invitational in Blacksburg, Va.  
4 - Virginia State Tournament in Blacksburg, Va.

## 1980-81

**Coach: Carol Alfano**  
**Record: 13-17**

Nov. 18	West Virginia Wesleyan	W 100-46
Nov. 23	at East Carolina	L 65-70
Nov. 24	at N.C. State	L 68-94
Nov. 29	William & Mary	W 65-63
Dec. 1	South Carolina	F 42-78
Dec. 5	vs. Delaware 1	W 75-54
Dec. 6	at George Washington 1	L 54-57
Dec. 11	Virginia State	W 62-45
Dec. 13	vs. West Virginia 2	W 74-67
Dec. 19	vs. Carson-Newman 3	W 71-56
Dec. 20	at East Tennessee State 3	L 50-88
Dec. 29	vs. Georgia 4	L 50-65
Jan. 3	vs. Virginia 5	L 43-58
Jan. 10	Louisville	L 72-89
Jan. 12	Norfolk State	W 73-37

Jan. 14	at Charlotte	L 67-69
Jan. 17	at Cincinnati	L 58-78
Jan. 24	Duke	W 65-55
Jan. 28	James Madison	W 66-58
Feb. 2	East Tennessee State	W 62-56
Feb. 5	vs. Louisville 6	L 64-81
Feb. 6	vs. St. Louis 6	L 65-72
Feb. 14	at Charleston WV	L 58-60
Feb. 16	at Marshall	W 79-61
Feb. 21	at Appalachian State	L 58-64
Feb. 23	at Virginia Union	L 51-55
Mar. 2	at #3 Old Dominion	L 39-85
Mar. 6	at James Madison 7	W 71-65
Mar. 7	vs. #6 Old Dominion 7	L 54-65
Mar. 8	vs. Virginia 7	L 41-49

- 1 - George Washington Tournament in Washington, D.C.  
2 - in Charleston, W. Va.  
3 - East Tennessee State Christmas Tournament in Johnson City, Tenn.  
4 - in Harriman, Tenn.  
5 - in Roanoke, Va.  
6 - Metro Tournament in New Orleans, La.  
7 - Virginia State Tournament in Harrisonburg, Va.

## 1981-82

**Coach: Carol Alfano**  
**Record: 16-12; Metro: 0-5**

Nov. 24	at William & Mary	W 89-58
Nov. 28	Radford	W 81-63
Dec. 4	vs. American 1	W 92-57
Dec. 5	at George Washington 1	W 73-54
Dec. 7	Old Dominion	L 45-82
Dec. 11	at Duke	L 58-71
Dec. 19	Charleston WV	W 88-74
Dec. 27	vs. Queens 2	W 100-51
Dec. 28	vs. Detroit Mercy 2	L 47-65
Dec. 29	vs. DePaul 2	W 62-61
Jan. 2	vs. West Virginia 3 (2 OT)	L 81-82
Jan. 6	Appalachian State	W 64-57
Jan. 9	Yale	W 95-66
Jan. 12	at East Tennessee State	L 60-80
Jan. 16	Florida State *	L 82-93
Jan. 18	Marshall	W 71-52
Jan. 22	Louisville *	L 68-72
Jan. 25	#5 N.C. State	L 47-48
Jan. 29	vs. Tulane * 4	L 64-72
Jan. 31	at Cincinnati *	L 81-86
Feb. 3	Memphis *	L 68-77
Feb. 6	vs. Virginia 3	W 63-56
Feb. 10	at James Madison	W 85-74
Feb. 13	North Carolina	W 76-74
Feb. 16	Liberty	W 77-44
Feb. 20	Roanoke	W 100-67
Feb. 25	vs. Tulane 5	W 62-52
Feb. 26	at Memphis 5	L 59-83

1 - Belaire Classic in Washington, D.C.  
2 - Queens College Tournament in Flushing, N.Y.  
3 - in Roanoke, Va.  
4 - in Cincinnati, Ohio  
5 - Metro Tournament in Memphis, Tenn.

## 1982-83

**Coach: Carol Alfano**  
**Record: 13-12; Metro: 2-3**

Nov. 29	at Marshall	W 73-69
Dec. 1	East Tennessee State	W 64-63
Dec. 6	at #12 N.C. State	L 63-79

Dec. 9	at Radford	W 73-63
Dec. 11	Howard	W 78-54
Dec. 18	at Charleston WV	W 81-64
Dec. 20	at Old Dominion	L 53-84
Dec. 27	vs. St. John's 1	L 60-64
Dec. 28	vs. Temple 1	(2 OT) L 83-85
Jan. 4	#11 Tennessee	L 47-55
Jan. 8	at Virginia	L 66-70
Jan. 15	at West Virginia	L 66-71
Jan. 17	at Appalachian State	W 92-79
Jan. 22	at Memphis *	L 60-78
Jan. 29	Cincinnati *	W 86-63
Jan. 31	Louisville *	W 68-61
Feb. 5	VCU	W 81-57
Feb. 8	at Charlotte	W 66-60
Feb. 11	at Cincinnati *	L 58-81
Feb. 13	at Louisville *	L 54-63
Feb. 16	James Madison	W 57-47
Feb. 19	Morehead State	W 61-60
Feb. 21	at #20 North Carolina	L 83-100
Feb. 28	at Liberty	W 78-74
Mar. 6	vs. Memphis 2	L 64-72

1 - Queens College Holiday Classic in Flushing, N.Y.

2 - Metro Tournament in Louisville, Ky.

## 1983-84

**Coach: Carol Alfano**  
**Record: 15-15; Metro: 4-6**

Nov. 26	Charleston WV	W 101-85
Nov. 29	at East Tennessee State	L 60-67
Dec. 10	at Howard	W 89-65
Dec. 17	Marshall	W 76-64
Dec. 20	Georgia Southern 1	W 84-61
Dec. 21	Mississippi State 1	L 87-89
Dec. 22	Northwestern 1	W 85-77
Dec. 30	vs. North Carolina 2	L 52-73
Dec. 31	vs. #13 N.C. State 2	L 63-74
Jan. 4	vs. Virginia 3	L 70-88
Jan. 7	Appalachian State	W 95-76
Jan. 10	at #8 Tennessee	L 63-77
Jan. 13	West Virginia	W 73-62
Jan. 16	at Morehead State	W 75-62
Jan. 21	Memphis *	L 62-74
Jan. 28	at Cincinnati *	W 92-86
Jan. 30	at Louisville *	L 72-81
Feb. 4	Florida State *	W 68-63
Feb. 6	Louisville *	W 93-61
Feb. 10	Cincinnati *	W 101-93
Feb. 13	at VCU	W 81-63
Feb. 18	at South Carolina *	L 74-89
Feb. 21	at James Madison	W 59-72
Feb. 24	at Southern Miss. *	L 75-91
Feb. 26	at Tulane *	L 59-64
Mar. 1	#5 Old Dominion	L 67-100
Mar. 3	South Carolina *	L 70-80
Mar. 5	vs. Southern Miss. 4	W 94-86
Mar. 6	vs. Louisville 4	L 60-63
Mar. 7	vs. South Carolina 4	W 89-76

1 - Marriott-Converse Christmas Classic in Blacksburg, Va.

2 - Dogwood Classic in Fayetteville, N.C.

3 - in Roanoke, Va.

4 - Metro Tournament in Cincinnati, Ohio

## 1984-85

**Coach: Carol Alfano**  
**Record: 16-13; Metro: 4-6**

Nov. 23	at Tennessee Tech 1	L 79-94
Nov. 24	vs. Ohio 1	L 77-79
Nov. 28	East Tennessee State	W 74-51
Dec. 1	vs. North Carolina 2	W 74-73
Dec. 14	at Charleston WV	W 109-81
Dec. 17	UT-Chattanooga 3	W 75-59
Dec. 18	#19 Auburn 3	L 60-75
Dec. 19	#16 Louisiana State 3	W 86-77
Dec. 29	at Clemson	L 90-101
Jan. 6	at Florida State *	L 77-85
Jan. 10	Tulane *	W 104-64
Jan. 12	Southern Miss. *	L 73-93
Jan. 16	at #15 Virginia	L 62-74
Jan. 18	at Mississippi State	W 72-66
Jan. 19	at Memphis *	L 72-77
Jan. 21	James Madison	W 73-62
Jan. 26	at Cincinnati *	L 79-90
Jan. 28	at Louisville *	W 79-74
Jan. 30	#02 Old Dominion	L 76-86
Feb. 2	South Carolina *	W 59-58
Feb. 7	Cincinnati *	W 86-74

Feb. 10	Louisville *	L 68-70
Feb. 12	at Marshall	W 85-74
Feb. 15	at Appalachian State	W 79-75
Feb. 21	at South Carolina *	L 72-76
Feb. 25	VCU	W 90-57
Feb. 27	Radford	W 71-64
Mar. 3	vs. Florida State 4	W 86-65
Mar. 4	vs. Memphis 4	L 85-93
1 - Tennessee Tech Classic in Cookeville, Tenn.		
2 - in Salem, Va.		
3 - Marriott-Converse Christmas Classic in Blacksburg, Va.		
4 - Metro Tournament in Hattiesburg, Miss.		

**1985-86**

**Coach: Carol Alfano**

**Record: 13-15; Metro: 4-6**

Nov. 23	Charlotte	W 92-65
Nov. 27	Clemson	L 76-77
Nov. 30	at #5 Old Dominion	W 73-72
Dec. 4	at #19 North Carolina	L 73-75
Dec. 10	vs. #7 Virginia 1	L 58-87
Dec. 14	Marshall	W 91-71
Dec. 20	Delaware 2	W 74-61
Dec. 21	Charleston WV 2	W 84-68
Dec. 22	#10 Auburn 2	L 62-83
Jan. 4	Florida State *	W 73-68
Jan. 6	Memphis *	L 78-89
Jan. 11	at Southern Miss. *	W 89-79
Jan. 13	at Tulane *	(OT)L 77-89
Jan. 15	Appalachian State	W 90-74
Jan. 21	at East Tennessee State	L 56-74
Jan. 25	Louisville *	W 89-75
Jan. 27	Cincinnati *	W 81-71
Jan. 30	Randolph-Macon	W 76-64
Feb. 1	South Carolina *	L 83-92
Feb. 5	at James Madison	L 59-81
Feb. 8	at Cincinnati *	L 68-86
Feb. 10	at Louisville *	L 76-91
Feb. 15	at South Carolina *	L 53-69
Feb. 18	at Radford	L 81-86
Feb. 22	Mercer	W 98-67
Feb. 24	at Charlotte	L 62-71
Mar. 1	vs. Southern Miss. 3	W 86-76
Mar. 2	at South Carolina 3	L 54-67
1 - in Roanoke, Va.		
2 - Marriott-Converse Christmas Classic in Blacksburg, Va.		
3 - Metro Tournament in Columbia, S.C.		

**1986-87**

**Coach: Carol Alfano**

**Record: 15-14; Metro: 7-5**

Nov. 28	vs. #15 Mississippi 1	L 59-78
Nov. 29	vs. Connecticut 1	L 69-71
Dec. 5	Charleston WV 2	W 76-52
Dec. 6	Radford 2	W 64-55
Dec. 9	at #8 Virginia	L 43-73
Dec. 13	at George Mason	W 80-64
Dec. 19	at Old Dominion 3	L 54-76
Dec. 20	vs. Northwestern 3	L 64-70
Dec. 28	vs. #11 Georgia 4	L 56-80
Dec. 29	vs. Massachusetts 4	W 86-63
Jan. 3	Florida State *	W 91-78
Jan. 5	South Carolina *	L 52-60
Jan. 7	William & Mary	W 56-50
Jan. 10	at Memphis *	L 59-84
Jan. 12	at Southern Miss. *	W 77-50
Jan. 15	#16 James Madison	W 63-61

Jan. 24	at Cincinnati *	W 85-55
Jan. 26	at Louisville *	L 66-71
Jan. 31	at Florida State *	L 65-70
Feb. 2	at South Carolina *	W 69-65
Feb. 7	Memphis *	L 81-82
Feb. 9	Southern Miss. *	W 76-65
Feb. 14	at #3 Auburn	L 53-81
Feb. 16	at Mercer	W 117-84
Feb. 21	Cincinnati *	(OT)W 77-68
Feb. 23	Louisville *	W 78-73
Mar. 2	at VCU	L 74-85
Mar. 5	Florida State 5	W 68-67
Mar. 6	South Carolina 5	L 55-59
1 - Lady Sunshine Classic in Orlando, Fla.		
2 - Converse Christmas Classic in Blacksburg, Va.		
3 - Old Dominion Classic in Norfolk, Va.		
4 - Texaco/Wildcat Tournament in Villanova, Pa.		
5 - Metro Tournament in Blacksburg, Va.		

**1987-88**

**Coach: Carol Alfano**

**Record: 12-16; Metro: 4-8**

Nov. 27	vs. Morehead State 1	W 59-52
Nov. 28	at Appalachian State 1	W 79-71
Dec. 5	Richmond	W 70-58
Dec. 8	#6 Virginia	L 57-74
Dec. 12	at George Washington	L 55-71
Dec. 18	at William & Mary	W 58-51
Dec. 29	vs. #7 Mississippi 2	L 57-60
Dec. 30	vs. Colgate 2	W 94-50
Jan. 2	VCU	W 75-74
Jan. 9	at Southern Miss. *	L 75-78
Jan. 11	at Memphis *	W 73-61
Jan. 16	Louisville *	W 68-67
Jan. 18	Cincinnati *	L 47-50
Jan. 20	Old Dominion	L 56-77
Jan. 23	at Charleston WV	W 67-65
Jan. 25	at #20 James Madison	L 39-79
Jan. 30	at Florida State *	L 59-61
Feb. 1	at South Carolina *	L 44-75
Feb. 4	Charlotte	L 55-69
Feb. 6	Southern Miss. *	L 68-79
Feb. 8	Memphis *	L 84-89
Feb. 10	at Radford	W 77-74
Feb. 13	at Cincinnati *	L 62-74
Feb. 15	at Louisville *	W 62-59
Feb. 20	Florida State *	W 97-81
Feb. 29	at Kentucky	L 79-80
Mar. 5	South Carolina *	L 69-73
Mar. 10	vs. Southern Miss. 3	L 60-73
1 - Appalachian State/Sheraton Classic in Boone, N.C.		
2 - St. Peter's Tournament in Jersey City, N.J.		
3 - Metro Tournament in Tallahassee, Fla.		

**1988-89**

**Coach: Carol Alfano**

**Record: 16-13; Metro: 7-5**

Nov. 26	vs. Bradley 1	W 75-57
Nov. 27	at Syracuse 1	(OT)L 74-76
Nov. 29	at #10 Virginia	L 73-75
Dec. 4	George Washington	W 51-35
Dec. 10	James Madison	L 49-72
Dec. 17	at Old Dominion	L 63-68
Dec. 19	at VCU	(OT)L 76-88
Dec. 29	vs. Houston 2	L 69-80
Dec. 30	vs. Connecticut 2	W 65-63
Jan. 4	at Richmond	L 54-79

Jan. 9	Cincinnati *	W 52-49
Jan. 14	at Memphis *	W 75-62
Jan. 16	at Southern Miss. *	L 73-82
Jan. 21	Florida State *	W 68-67
Jan. 23	George Mason	W 67-49
Jan. 28	at Florida State *	L 66-69
Jan. 30	at South Carolina *	L 52-86
Feb. 4	at Louisville *	W 73-62
Feb. 6	at Cincinnati *	L 50-66
Feb. 11	Memphis *	W 74-55
Feb. 13	Southern Miss. *	L 64-72
Feb. 17	Charleston WV	W 77-50
Feb. 19	Kentucky	W 75-66
Feb. 21	at Charlotte	W 78-57
Feb. 25	South Carolina *	W 63-59
Mar. 1	Radford	W 71-59
Mar. 4	Louisville *	W 65-57
Mar. 9	at Memphis 3	W 78-63
Mar. 10	vs. Southern Miss. 3	L 62-70
1 - Carrier Classic in Syracuse, N.Y.		
2 - Cardinal Classic in Stanford, Calif.		
3 - Metro Tournament in Memphis, Tenn.		

**1989-90**

**Coach: Carol Alfano**

**Record: 14-14; Metro: 8-6**

Nov. 25	West Virginia State	W 93-40
Nov. 28	at #1 Tennessee	L 55-81
Dec. 1	vs. St. John's 1	L 67-78
Dec. 2	vs. Ohio 1	L 55-62
Dec. 6	at George Mason	L 54-69
Dec. 21	#23 Old Dominion	L 72-84
Dec. 29	vs. Boston College 2	W 74-65
Dec. 30	at Richmond 2	L 58-66
Jan. 3	#10 Virginia	L 77-79
Jan. 6	Florida State *	L 64-68
Jan. 8	Liberty	W 80-54
Jan. 13	at Memphis *	W 69-68
Jan. 15	at Southern Miss. *	L 63-85
Jan. 20	Tulane *	W 82-59
Jan. 23	VCU	W 64-52
Jan. 27	at Cincinnati *	W 56-42
Jan. 29	at Louisville *	W 65-54
Feb. 3	at Florida State *	L 52-69
Feb. 5	at South Carolina *	L 47-72
Feb. 10	Memphis *	W 77-59
Feb. 12	Southern Miss. *	L 53-62
Feb. 17	James Madison	(OT)W 53-50
Feb. 21	South Carolina *	L 59-67
Feb. 24	Cincinnati *	W 72-59
Feb. 26	Louisville *	W 81-62
Feb. 28	at Radford	W 66-54
Mar. 3	at Tulane *	W 70-53
Mar. 8	vs. Louisville 3	L 60-85
1 - Roger I. White Invitational in Evanston, Ill.		
2 - Dole Pineapple Classic in Richmond, Va.		
3 - Metro Tournament in Cincinnati, Ohio		

**1990-91**

**Coach: Carol Alfano**

**Record: 12-15; Metro: 8-6**

Nov. 23	vs. Lamar 1	L 54-71
Nov. 24	vs. Eastern Illinois 1	L 66-70
Nov. 28	at #1 Virginia	L 44-93
Dec. 3	#6 Tennessee	L 54-64
Dec. 8	at Old Dominion	L 69-80
Dec. 20	West Virginia	L 80-84
Dec. 29	Towson State 2	W 92-61
Dec. 30	George Mason 2	L 56-57

Jan. 2	William & Mary	W 75-60
Jan. 5	at Memphis *	W 71-65
Jan. 7	Florida State *	L 64-78
Jan. 12	at Southern Miss. *	L 67-79
Jan. 14	at Tulane *	W 64-54
Jan. 19	South Carolina *	W 69-67
Jan. 21	James Madison	L 48-64
Jan. 26	at Cincinnati *	W 74-59
Jan. 28	at Louisville *	L 61-78
Feb. 2	Memphis *	W 77-73
Feb. 4	at Liberty	W 77-56
Feb. 7	Southern Miss. *	W 75-64
Feb. 11	Tulane *	W 67-41
Feb. 16	at South Carolina *	L 51-66
Feb. 18	at Florida State *	L 53-76
Feb. 21	Radford	W 87-49
Feb. 23	Cincinnati *	W 55-52
Feb. 27	at Louisville *	L 57-70
Mar. 4	vs. Southern Miss. 3	L 71-91
1 - Florida International in Miami, Fla.		
2 - Diamond Club Classic in Blacksburg, Va.		
3 - Metro Tournament in Louisville, Ky.		

**1991-92**

**Coach: Carol Alfano**

**Record: 10-18; Metro: 3-9**

Nov. 27	at Air Force	W 75-70
Nov. 29	vs. #6 Vanderbilt 1	L 63-78
Nov. 30	vs. Illinois 1	L 66-68
Dec. 4	at East Tennessee State	W 93-86
Dec. 7	Old Dominion	L 55-71
Dec. 19	at North Carolina	L 62-76
Dec. 29	Akron 2	W 78-60
Dec. 30	UNC Greensboro 2	W 84-65
Jan. 4	at VCU *	L 66-74
Jan. 6	at William & Mary	W 62-42
Jan. 12	at Youngstown State	L 81-92
Jan. 18	Charlotte *	L 53-75
Jan. 20	South Florida *	W 74-59
Jan. 25	at Dayton	L 71-75
Jan. 27	at Louisville *	L 44-93
Feb. 1	at Tulane *	L 56-59
Feb. 3	at Southern Miss. *	L 55-86
Feb. 8	VCU *	L 57-59
Feb. 10	Dayton	W 71-55
Feb. 12	at Radford	L 72-75
Feb. 15	at South Florida *	W 67-64
Feb. 17	at James Madison	L 62-75
Feb. 24	Louisville *	L 56-75
Feb. 29	Tulane *	L 43-63
Mar. 2	Southern Miss. *	W 64-62
Mar. 7	at Charlotte 3	L 57-86
Mar. 11	vs. Charlotte 3	W 67-61
Mar. 12	vs. Southern Miss. 3	L 63-76
1 - Coors Classic in Boulder, Colo.		
2 - Diamond Club Classic in Blacksburg, Va.		
3 - Metro Tournament in Louisville, Ky.		

**1992-93**

**Coach: Carol Alfano**

**Record: 20-8; Metro: 8-4**

Dec. 1	Wingate	W 58-43
Dec. 4	vs. East Carolina 1	W 86-72
Dec. 5	at Duke 1	L 63-85
Dec. 8	#6 Virginia	L 59-93
Dec. 19	at Old Dominion	W 76-63
Dec. 21	East Tennessee State	W 91-59
Dec. 29	Drexel 2	W 92-41
Dec. 30	Marshall 2	W 84-78
Jan. 2	Gardner-Webb	W 89-59
Jan. 6	at UNC Greensboro	L 54-63
Jan. 9	VCU *	W 70-67
Jan. 11	at Western Carolina	W 74-48
Jan. 16	Tulane *	W 80-57
Jan. 18	Southern Miss. *	W 85-70
Jan. 20	Radford	W 81-68
Jan. 25	at Louisville *	W 79-75
Jan. 30	at South Florida *	(OT)W 85-83
Feb. 1	at Charlotte *	L 44-81
Feb. 9	James Madison	W 81-60
Feb. 13	at Southern Miss. *	L 80-89
Feb. 15	at Tulane *	L 65-79
Feb. 20	South Florida *	W 82-62
Feb. 22	Louisville *	W 82-61
Feb. 25	at Morehead State	W 94-88
Mar. 1	at VCU *	L 69-71
Mar. 4	Charlotte *	W 76-70
Mar. 10	vs. South Florida 3	W 74-50
Mar. 11	at Louisville 3	L 73-92
1 - Duke Classic in Durham, N.C.		
2 - Diamond Club Classic in Blacksburg, Va.		
3 - Metro Tournament in Louisville, Ky.		



*The 1993-94 team won the Metro Conference Tournament and was the first Tech team to go to the NCAA Tournament.*



## 1993-94

Coach: Carol Alfano

Record: 24-6; Metro: 9-3

Dec. 1	Western Carolina	W 102-43
Dec. 4	Ohio	W 75-60
Dec. 8	at #8 Virginia	L 66-78
Dec. 18	vs. Mississippi State 1	W 76-61
Dec. 19	vs. Colorado State 1	W 73-69
Dec. 29	Colgate 2	W 90-68
Dec. 30	Appalachian State 2	W 77-76
Jan. 2	at East Tennessee State	W 77-71
Jan. 6	Morehead State	W 86-52
Jan. 8	UT-Chattanooga	W 79-73
Jan. 10	South Florida *	W 72-59
Jan. 12	Bradley	W 76-52
Jan. 15	at Tulane *	L 64-75
Jan. 17	at Southern Miss. *	L 62-93
Jan. 20	at Tennessee	L 51-88
Jan. 25	at James Madison	W 74-60
Jan. 28	Louisville *	W 72-54
Feb. 1	at Radford	W 72-63
Feb. 3	Charlotte *	W 65-53
Feb. 8	at Louisville *	W 57-53
Feb. 12	VCU *	W 64-54
Feb. 19	at South Florida *	L 64-77
Feb. 22	at VCU *	W 65-49
Feb. 26	Tulane *	W 71-65
Feb. 28	#19 Southern Miss. *	W 60-50
Mar. 3	at Charlotte *	W 60-37
Mar. 8	vs. VCU 3	W 61-46
Mar. 9	vs. Charlotte 3	W 63-55
Mar. 10	vs. #19 Southern Miss. 3	W 83-76
Mar. 16	Auburn 4	L 51-60

1 - Pepperdine Tournament in Malibu, Calif.  
 2 - Diamond Club Classic in Blacksburg, Va.  
 3 - Metro Tournament in Louisville, Ky.  
 4 - NCAA Tournament in Blacksburg, Va.

## 1994-95

Coach: Carol Alfano

Record: 22-9; Metro: 10-2

Nov. 15	at Maryland 1	W 68-53
Nov. 17	at SW Missouri State 2	L 45-61
Nov. 28	at Ohio (OT)	L 66-67
Dec. 1	Radford	W 72-42
Dec. 3	at UT-Chattanooga	W 64-45
Dec. 6	Winthrop	W 65-45
Dec. 19	vs. Michigan State 3	W 63-61
Dec. 20	vs. Oklahoma State 3	W 83-77
Dec. 21	vs. Texas Tech 3	L 47-68
Dec. 29	Furman 4	W 73-61
Dec. 30	#4 North Carolina 4	L 52-57
Jan. 2	at William & Mary	W 72-53
Jan. 6	at Louisville *	W 56-54
Jan. 8	at VCU *	W 54-51
Jan. 13	#9 Virginia	W 69-62
Jan. 15	South Florida *	W 72-52
Jan. 20	Charlotte *	W 68-55
Jan. 23	James Madison	W 68-54
Jan. 27	at Tulane *	L 62-72
Jan. 29	at Southern Miss. *	L 66-75
Feb. 3	at Charlotte *	W 63-54
Feb. 10	Southern Miss. *	W 64-63
Feb. 12	Tulane *	W 77-65
Feb. 17	VCU *	W 81-63
Feb. 19	at South Florida *	W 85-69
Feb. 22	#2 Tennessee	L 33-66
Feb. 26	Louisville *	W 68-60
Mar. 1	at West Virginia	W 82-66
Mar. 9	vs. Southern Miss. 5	L 66-67
Mar. 16	vs. St. Joseph's 6	W 62-52
Mar. 18	at #1 Connecticut 6	L 45-91

1 - Preseason WNIT in College Park, Md.  
 2 - Preseason WNIT in Springfield, Mo.  
 3 - San Juan Shootout in San Juan, P.R.  
 4 - Diamond Club Classic in Blacksburg, Va.  
 5 - Metro Tournament in Louisville, Ky.  
 6 - NCAA Tournament in Storrs, Conn.

## 1995-96

Coach: Carol Alfano

Record: 11-17; Atlantic 10: 8-8

Nov. 24	at Stetson	L 77-83
Nov. 29	at Radford	L 64-81
Dec. 6	at #5 Virginia	L 38-80
Dec. 9	VCU	L 54-57
Dec. 19	at Northern Arizona 1	L 50-80
Dec. 20	vs. Florida 1	L 48-65
Dec. 29	Hampton 2	W 84-66
Dec. 30	Campbell 2	W 70-59
Jan. 3	at Fordham *	W 75-59
Jan. 11	at James Madison	L 58-75
Jan. 13	at George Washington *	L 58-79



The Atlantic 10 champion  
 1997-98 team reached  
 the NCAA Second Round.

Jan. 18	at Massachusetts *	L 47-65
Jan. 20	at Duquesne *	L 68-73
Jan. 25	La Salle *	W 70-65
Jan. 28	Xavier OH *	(OT)W 87-82
Feb. 1	at La Salle *	L 53-77
Feb. 3	at St. Joseph's *	L 50-57
Feb. 7	Duquesne *	W 65-56
Feb. 10	Rhode Island *	L 63-68
Feb. 12	Temple *	W 86-49
Feb. 15	at Dayton *	W 66-59
Feb. 17	at Xavier OH *	L 70-83
Feb. 20	Richmond	L 55-64
Feb. 22	St. Bonaventure *	W 75-68
Feb. 24	Dayton *	W 79-59
Feb. 27	George Washington * (OT)	L 60-64
Mar. 1	Fordham 3 (2 OT)	W 90-78
Mar. 2	Massachusetts 3	L 42-64

1 - Woodlands Plaza Classic in Flagstaff, Ariz.  
 2 - Diamond Club Classic in Blacksburg, Va.  
 3 - Atlantic 10 Tournament in Blacksburg, Va.

## 1996-97

Coach: Carol Alfano

Record: 10-21; Atlantic 10: 4-12

Nov. 21	UNC Greensboro	W 89-86
Nov. 29	vs. Michigan 1	L 63-79
Nov. 30	vs. Pittsburgh 1	L 63-72
Dec. 1	vs. Houston 1	W 69-66
Dec. 5	James Madison	L 54-56
Dec. 11	Radford	L 83-84
Dec. 19	at Richmond	L 76-82
Dec. 29	vs. Cornell 2	W 73-50
Dec. 30	vs. Loyola (Md.) 2	W 58-55
Jan. 3	Iona	W 50-49
Jan. 6	at George Washington *	L 57-83
Jan. 8	at Appalachian State	L 58-67
Jan. 10	at Temple *	L 61-79
Jan. 12	St. Joseph's *	L 44-75
Jan. 16	at Xavier *	(OT)L 62-73
Jan. 18	at Dayton *	(2 OT)W 103-98
Jan. 21	George Washington *	L 44-82
Jan. 23	at La Salle *	L 40-69
Jan. 25	at Duquesne *	L 67-84
Jan. 29	Massachusetts *	L 52-54
Feb. 1	at Rhode Island *	L 58-69
Feb. 3	Fordham *	W 63-61
Feb. 6	#8 Virginia	L 41-90
Feb. 9	at St. Bonaventure *	L 63-75
Feb. 13	Dayton *	W 84-65
Feb. 15	Xavier *	L 54-65
Feb. 17	at VCU	L 60-65
Feb. 20	Duquesne *	W 70-62
Feb. 22	La Salle *	L 54-67
Feb. 25	vs. St. Bonaventure 3	W 83-78
Feb. 27	vs. La Salle 4	L 66-81

1 - Hawaiian Airlines Wahine Classic in Honolulu, Hi.  
 2 - Diamond Club Classic in Blacksburg, Va.  
 3 - Atlantic 10 Tournament in St. Bonaventure, N.Y.  
 4 - Atlantic 10 Tournament in Philadelphia, Pa.

## 1997-98

Coach: Bonnie Henrickson

Record: 22-10; Atlantic 10: 11-5

Nov. 21	East Carolina	W 68-39
Nov. 25	at #12 Virginia	L 49-64

Nov. 28	vs. St. Mary's 1	W 68-59
Nov. 29	vs. Villanova 1	L 46-55
Dec. 2	Appalachian State	W 65-49
Dec. 4	at UNC Greensboro	W 88-74
Dec. 10	at Radford	W 84-67
Dec. 21	at James Madison	L 70-77
Dec. 29	UMBC	W 89-36
Dec. 30	Siena	L 64-69
Jan. 2	Rhode Island *	W 84-60
Jan. 4	Massachusetts *	L 56-58
Jan. 8	at Xavier *	L 74-83
Jan. 10	at Dayton *	W 75-64
Jan. 13	La Salle *	W 65-57
Jan. 17	at George Washington *	W 64-57
Jan. 24	St. Bonaventure *	W 84-73
Jan. 27	at Duquesne *	L 86-99
Jan. 29	George Washington *	W 67-55
Feb. 1	at La Salle *	W 67-55
Feb. 5	Dayton *	W 68-66
Feb. 9	Xavier *	L 68-69
Feb. 12	at St. Joseph's *	L 43-58
Feb. 14	at Temple *	W 69-51
Feb. 19	Duquesne *	W 79-78
Feb. 21	at Fordham *	W 59-44
Feb. 24	Fordham 2	W 79-40
Feb. 26	vs. St. Joseph's 3	W 67-62
Mar. 1	vs. George Washington 4	W 73-72
Mar. 2	vs. Massachusetts 4 (OT)	W 66-64
Mar. 14	vs. #24 Wisconsin 5	W 75-64
Mar. 16	vs. #12 Florida 5	L 57-89

1 - St. Mary's Thanksgiving Tipoff Classic in Moraga, Calif.  
 2 - Atlantic 10 Tournament in Blacksburg, Va.  
 3 - Atlantic 10 Tournament in Philadelphia, Pa.  
 4 - Atlantic 10 Tournament in Amherst, Mass.  
 5 - NCAA Tournament in Gainesville, Fla.

## 1998-99

Coach: Bonnie Henrickson

Record: 28-3; Atlantic 10: 15-1

Nov. 13	at Liberty	W 69-55
Nov. 15	at Duke	W 72-70
Nov. 22	Radford	W 86-52
Nov. 24	James Madison	W 72-54
Nov. 30	#18 Virginia	W 81-65
Dec. 3	at Appalachian State	W 69-60
Dec. 9	East Carolina	W 77-45
Dec. 12	Duquesne *	W 67-60
Dec. 21	George Mason	W 66-57
Dec. 28	Akron 1	W 80-59
Dec. 29	Mississippi State 1	W 73-52
Jan. 2	Fordham *	W 78-61
Jan. 4	Dayton *	W 76-59
Jan. 8	at Duquesne *	W 80-69
Jan. 10	George Washington *	W 74-65
Jan. 15	at St. Bonaventure *	W 87-64
Jan. 22	St. Joseph's *	W 65-56
Jan. 24	Temple *	W 89-69
Jan. 29	at Xavier *	L 67-71
Jan. 31	at Dayton *	W 68-60
Feb. 5	Xavier *	W 61-60
Feb. 7	La Salle *	W 70-57
Feb. 12	at Massachusetts *	W 67-51
Feb. 14	at Rhode Island *	W 64-62
Feb. 18	at La Salle *	W 70-57
Feb. 21	George Washington *	W 66-64
Feb. 27	vs. Dayton 2 (3 OT)	W 73-72

Feb. 28	vs. Xavier 2	L 79-86
Mar. 13	vs. Saint Peter's 3	W 73-48
Mar. 15	vs. Auburn 3	W 76-61
Mar. 20	vs. #2 Tennessee 4	L 52-68

1 - Diamond Club Classic in Blacksburg, Va.  
 2 - Atlantic 10 Tournament in Philadelphia, Pa.  
 3 - NCAA Tournament in Blacksburg, Va.  
 4 - NCAA Tournament in Greensboro, N.C.

## 1999-00

Coach: Bonnie Henrickson

Record: 20-11; Atlantic 10: 12-6

Nov. 15	Liberty	W 60-45
Nov. 17	#5 Georgia 1	L 60-65
Nov. 26	vs. Southern Utah 2	W 63-55
Nov. 27	at #14 Oregon 2	L 53-73
Nov. 30	Appalachian State	W 75-55
Dec. 2	at James Madison	W 66-50
Dec. 5	Duquesne *	W 78-42
Dec. 8	#18 Duke	L 61-70
Dec. 20	at Virginia	L 62-67
Dec. 29	Hampton 3	W 93-61
Dec. 30	Charlotte 3	W 72-61
Jan. 2	at Radford	W 66-42
Jan. 6	Rhode Island *	W 81-38
Jan. 9	George Washington *	L 64-76
Jan. 16	at La Salle *	W 76-57
Jan. 21	at Temple *	W 59-54
Jan. 23	at St. Joseph's *	W 62-53
Jan. 28	Dayton *	L 65-69
Jan. 30	Xavier *	L 60-64
Feb. 2	at George Washington *	L 58-73
Feb. 6	at Fordham *	W 75-52
Feb. 10	at Xavier *	L 46-68
Feb. 13	Massachusetts *	W 66-45
Feb. 17	St. Bonaventure *	W 73-56
Feb. 20	at Duquesne *	W 68-56
Feb. 24	La Salle *	W 64-57
Feb. 27	at Dayton *	W 68-63
Mar. 3	vs. Rhode Island * 4	W 68-37
Mar. 4	vs. Massachusetts * 4	L 54-58
Mar. 16	Georgia State 5	W 80-56
Mar. 18	Maryland 5 (OT)	L 60-68

1 - Preseason WNIT in Blacksburg, Va.  
 2 - Pepsi Shootout in Eugene, Ore.  
 3 - Virginia Lottery-Hokie Hardwood Classic in Blacksburg, Va.  
 4 - Atlantic 10 Tournament in Philadelphia, Pa.  
 5 - WNIT in Blacksburg, Va.

## 2000-01

Coach: Bonnie Henrickson

Record: 22-9; BIG EAST: 11-5

Nov. 17	Liberty	W 72-51
Nov. 21	James Madison	W 78-60
Nov. 25	vs. Michigan State 1	W 50-36
Nov. 26	at Florida State 1	L 57-77
Nov. 30	#17 Virginia	W 57-56
Dec. 2	at Richmond	W 77-74
Dec. 6	at #7 Rutgers *	L 53-61
Dec. 9	Radford	W 71-45
Dec. 18	at Clemson	L 59-80
Dec. 21	at Old Dominion	W 69-57
Dec. 28	UNC Asheville 2	W 85-47
Dec. 29	Maine 2	W 79-68
Jan. 3	#3 Notre Dame *	L 64-75
Jan. 7	Miami *	W 64-51
Jan. 13	at #3 Notre Dame *	L 55-75
Jan. 17	at Boston College *	W 64-52
Jan. 20	Georgetown *	W 79-50
Jan. 23	Villanova *	W 65-59
Jan. 31	at Syracuse *	W 48-46
Feb. 3	Providence *	W 65-54
Feb. 7	#3 Connecticut *	L 38-90
Feb. 11	Pittsburgh *	W 86-50
Feb. 14	at West Virginia *	W 92-53
Feb. 18	Boston College *	(OT)L 59-65
Feb. 21	Providence *	W 71-64
Feb. 24	at Seton Hall *	W 52-46
Feb. 27	at St. John's *	W 62-54
Mar. 4	vs. #21 Villanova 3	W 73-67
Mar. 5	vs. #1 Notre Dame 3	L 49-67
Mar. 16	vs. Denver 4	W 77-57
Mar. 18	vs. #12 Texas Tech 4	L 52-73

1 - Tallahassee Democrat Classic in Tallahassee, Fla.  
 2 - Lady Luck Classic in Blacksburg, Va.  
 3 - BIG EAST Tournament in Storrs, Conn.  
 4 - NCAA Tournament in Lubbock, Texas

## 2001-02

Coach: Bonnie Henriksen

Record: 21-11; BIG EAST: 9-7

Nov. 15	Richmond	W 76-62
Nov. 19	#16 Old Dominion	W 68-62
Nov. 24	vs. N.W. State 1	W 71-46
Nov. 25	at #19 LSU	L 65-66
Nov. 29	at Virginia	L 58-60
Dec. 5	at Pittsburgh *	W 83-64
Dec. 8	at Liberty	W 56-40
Dec. 12	at Radford	W 80-46
Dec. 21	at James Madison	W 70-47
Dec. 28	Gardner-Webb 2	W 76-39
Dec. 29	Hampton 2	W 83-43
Jan. 3	Clemson	W 68-58
Jan. 5	Syracuse *	W 62-56
Jan. 9	Boston College *	W 73-52
Jan. 12	at Georgetown *	W 71-64
Jan. 16	West Virginia *	W 67-62
Jan. 19	St. John's *	W 69-50
Jan. 23	at Syracuse *	L 59-75
Jan. 26	at Notre Dame *	L 57-64
Jan. 29	#1 Connecticut *	L 50-59
Feb. 5	Miami *	W 72-60
Feb. 10	at #1 Connecticut *	L 42-77
Feb. 13	at Providence *	L 61-67
Feb. 17	Seton Hall *	W 74-52
Feb. 20	at Miami *	L 53-55
Feb. 23	at Villanova *	L 64-76
Feb. 26	Rutgers *	W 70-63
Mar. 2	at Rutgers 3	L 43-44
Mar. 13	UNC Greensboro 4	W 51-45
Mar. 16	George Washington 4	W 68-52
Mar. 20	Vermont 4	W 76-48
Mar. 23	vs. Houston 4 (20T)	L 72-77

1 - Crayfish Classic in Baton Rouge, La.  
2 - Lady Luck Classic in Blacksburg, Va.  
3 - BIG EAST Tournament in Piscataway, N.J.  
4 - WNIT in Blacksburg, Va.

## 2002-03

Coach: Bonnie Henriksen

Record: 22-10; BIG EAST: 10-6

Nov. 22	UNC Greensboro	W 54-46
Nov. 29	at Fla. International 1	L 70-79
Nov. 30	vs. Washington State 1	W 72-50
Dec. 3	Virginia	W 72-56
Dec. 7	James Madison (OT)	W 77-73
Dec. 11	at Maryland	W 60-57
Dec. 14	at Liberty	W 53-50
Dec. 21	at Old Dominion	L 49-63
Dec. 28	UT Martin 2	W 87-55
Dec. 29	Duquesne 2	W 66-52
Dec. 31	Radford	W 78-56
Jan. 4	Syracuse *	W 73-63
Jan. 7	at Villanova *	L 60-62
Jan. 12	at #2 Connecticut *	L 57-69
Jan. 15	Pittsburgh *	W 61-53
Jan. 18	at West Virginia *	W 55-48
Jan. 22	Rutgers *	(OT)W 66-64
Jan. 28	at Miami *	(OT)L 66-67
Feb. 1	Providence *	W 80-56
Feb. 4	at Seton Hall *	W 55-46
Feb. 9	Notre Dame *	W 53-50
Feb. 12	Georgetown *	W 78-46
Feb. 16	at #22 Boston College *	L 47-65
Feb. 22	#20 Villanova *	L 61-71
Feb. 26	at #23 Rutgers *	L 43-67
Mar. 1	West Virginia *	W 76-64
Mar. 4	at St. John's *	W 69-53
Mar. 8	vs. West Virginia 3	W 66-60
Mar. 9	vs. Boston College 3 (OT)	W 74-70
Mar. 10	vs. #1 Connecticut 3	L 54-71
Mar. 22	vs. Georgia Tech 4	W 61-59
Mar. 24	vs. #10 Purdue 4	L 62-80

1 - FIU Thanksgiving Classic in Miami, Fla.  
2 - Lady Luck Classic in Blacksburg, Va.  
3 - BIG EAST Tournament in Piscataway, N.J.  
4 - NCAA Tournament in West Lafayette, Ind.

## 2003-04

Coach: Bonnie Henriksen

Record: 23-8; BIG EAST: 10-6

Nov. 21	Miami (Ohio)	W 77-60
Nov. 23	at #24 Virginia	W 63-62
Nov. 28	vs. Iowa State 1	W 67-57
Nov. 29	vs. Mississippi State 1	W 63-56
Dec. 3	Old Dominion	W 79-72
Dec. 7	at Alabama	W 68-51
Dec. 13	Maryland	W 63-43
Dec. 21	at James Madison	W 60-53
Dec. 28	Furman 2	W 83-70
Dec. 29	Wake Forest 2	W 70-59

Jan. 2	Liberty	W 52-45
Jan. 4	Providence *	W 64-34
Jan. 7	at Rutgers *	L 43-56
Jan. 10	at Notre Dame *	L 40-53
Jan. 14	#19 Villanova *	W 63-50
Jan. 17	at Georgetown *	L 50-70
Jan. 21	at Pittsburgh *	W 67-57
Jan. 24	#24 Boston College *	W 80-64
Jan. 27	#4 Connecticut *	L 50-68
Jan. 31	at Syracuse *	W 75-60
Feb. 3	Seton Hall *	W 64-40
Feb. 10	at West Virginia *	L 66-69
Feb. 14	Miami *	L 56-65
Feb. 18	at Seton Hall *	W 48-42
Feb. 21	at Providence *	W 77-56
Feb. 28	Pittsburgh *	W 85-55
Mar. 2	St. John's *	W 69-38
Mar. 6	vs. Georgetown 3	W 56-47
Mar. 7	vs. #4 Connecticut 3	L 34-48
Mar. 21	Iowa 4	W 89-76
Mar. 23	#5 Penn State 4	L 48-61

1 - Virgin Islands Paradise Jam in St. Thomas, V.I.  
2 - Lady Luck Classic in Blacksburg, Va.  
3 - BIG EAST Championships in Hartford, Conn.  
4 - NCAA Championships in Blacksburg, Va.

## 2004-05

Coach: Beth Dunkenberger

Record: 17-12; Atlantic Coast: 6-8

Nov. 19	vs. Valparaiso 1	W 64-57
Nov. 20	at #14 Minnesota 1	L 56-70
Nov. 23	at James Madison	W 80-67
Nov. 27	at Old Dominion	L 56-87
Dec. 4	Alabama	W 72-59
Dec. 7	at Liberty	W 66-55
Dec. 12	St. Francis (Pa.)	W 77-62
Dec. 18	vs. Western Michigan 2	W 72-57
Dec. 19	vs. #12 Texas Tech 2 (OT)	W 71-70
Dec. 28	Southern Miss. 3	W 105-40
Dec. 30	Davidson 3	W 87-62
Jan. 2	#17 Maryland *	W 77-67
Jan. 6	Fordham	W 80-67
Jan. 9	at #2 Duke *	L 67-88
Jan. 17	N.C. State *	(OT)L 75-76
Jan. 20	at Clemson *	W 81-66
Jan. 24	#21 Florida State * (2 OT)	L 78-81
Jan. 28	at Virginia *	L 67-70
Jan. 31	Wake Forest *	W 74-64
Feb. 2	Richmond	W 79-63
Feb. 6	at Miami *	L 67-78
Feb. 11	at #8 North Carolina *	L 67-93
Feb. 13	Virginia *	L 58-61
Feb. 16	Georgia Tech *	W 73-48
Feb. 19	at #25 Florida State *(3 OT)	L 83-94
Feb. 24	at #23 Maryland *	W 87-79
Feb. 27	Miami *	W 90-45
Mar. 4	vs. Wake Forest 4	L 56-61
Mar. 20	vs. #16 DePaul 5	L 78-79

1 - Subway Basketball Classic in Minneapolis, Minn.  
2 - Duel In The Desert in Las Vegas, Nev.  
3 - Lady Luck Classic in Blacksburg, Va.  
4 - ACC Tournament in Greensboro, N.C.  
5 - NCAA Championships in College Park, Md.

## 2005-06

Coach: Beth Dunkenberger

Record: 21-10; Atlantic Coast: 6-8

Nov. 20	James Madison	W 86-71
Nov. 22	Old Dominion	W 76-69
Nov. 25	vs. Denver 1	W 56-40
Nov. 26	at Southern Methodist 1	W 87-61
Nov. 29	Evansville	W 79-59
Dec. 4	at Richmond	W 54-47
Dec. 7	at Radford	W 58-52
Dec. 10	Liberty	W 70-60
Dec. 19	vs. Western Michigan 2	W 69-65
Dec. 20	vs. Texas Tech 2	W 69-62
Dec. 28	vs. Longwood 3	W 89-70
Dec. 29	vs. Texas A&M CC 3	W 76-64
Jan. 2	at NC State *	L 44-65
Jan. 4	High Point	W 91-52
Jan. 8	#19 Boston College *	W 67-62
Jan. 16	Virginia *	L 59-78
Jan. 19	at Wake Forest *	(OT)L 71-77
Jan. 23	#6 Maryland *	L 62-68
Jan. 29	at Miami *	L 62-77
Feb. 2	at Virginia *	W 65-54
Feb. 6	#2 Duke *	L 62-73
Feb. 9	Clemson *	W 82-70

Feb. 13	at Florida State *	W 76-69
Feb. 17	#3 North Carolina *	L 75-84
Feb. 19	at Georgia Tech *	W 70-54
Feb. 22	at #1 Duke *	L 51-93
Feb. 26	Wake Forest *	W 76-42
Mar. 3	vs. Wake Forest 4	W 73-60
Mar. 3	vs. #2 Duke 4	L 56-69
Mar. 19	vs. Missouri 5	W 82-51
Mar. 21	vs. #8 Connecticut 5	L 56-79

1 - Southern Methodist Tournament in Dallas, TX  
2 - Caribbean Classic in Cancun, Mexico  
3 - Lady Luck Classic in Blacksburg, Va.  
4 - ACC Championships in Greensboro, N.C.  
5 - NCAA Championships in University Park, Pa.

## 2006-07

Coach: Beth Dunkenberger

Record: 19-15; Atlantic Coast: 6-8

Nov. 10	Radford	L 60-67
Nov. 12	vs. Howard 1	W 97-78
Nov. 13	vs. West Virginia 1	W 60-56
Nov. 14	at #10 LSU 1	L 40-70
Nov. 18	Delaware State	W 66-50
Nov. 24	vs. Iowa State 2	L 69-75
Nov. 25	vs. Tennessee Tech 2	W 87-52
Nov. 28	William & Mary	L 41-64
Dec. 2	Charlotte	W 80-68
Dec. 5	at Liberty	W 55-52
Dec. 18	East Tennessee State	W 78-64
Dec. 21	at UAB	L 59-70
Dec. 28	Winston-Salem State 3	W 43-33
Dec. 29	Detroit 3	W 71-57
Jan. 2	Wake Forest *	W 74-54
Jan. 4	at #2 North Carolina *	L 68-102
Jan. 7	#3 Duke *	L 54-86
Jan. 10	vs. UNC Greensboro	W 56-45
Jan. 15	Florida State *	L 60-70
Jan. 18	at Wake Forest *	W 74-34
Jan. 22	at Virginia *	W 60-58
Jan. 25	Miami *	W 78-71
Jan. 29	at #1 Duke *	L 65-75
Feb. 3	Morehead State	W 77-64
Feb. 5	Georgia Tech *	W 73-68
Feb. 8	at #6 Maryland *	L 58-68
Feb. 11	at Clemson *	L 69-73
Feb. 15	Virginia *	L 76-79
Feb. 18	NC State *	L 63-68
Feb. 23	at Boston College *	W 67-52
Mar. 1	vs. Boston College 4 (OT)	W 60-54
Mar. 2	vs. #4 North Carolina 4	L 60-90
Mar. 17	Western Carolina 5	W 74-64
Mar. 22	Auburn 5	L 73-81

1 - Basketball Travelers Classic in Baton Rouge, La.  
2 - Pepperrine Thanksgiving Tournament in Malibu, Calif.  
3 - Lady Luck Classic in Blacksburg, Va.  
4 - ACC Championships in Greensboro, N.C.  
5 - WNIT Second and Third Round in Blacksburg, Va.

## 2007-08

Coach: Beth Dunkenberger

Record: 15-15; Atlantic Coast: 2-12

Nov. 11	High Point	W 103-64
Nov. 14	Winston-Salem State	W 67-43
Nov. 19	Liberty	W 73-68
Nov. 23	vs. USC 1	L 64-65
Nov. 24	vs. Prairie View A&M 1	W 74-66
Nov. 27	Wofford	W 75-60
Nov. 30	Minnesota 2	W 68-62
Dec. 2	UAB	W 77-71
Dec. 5	NC A&T	W 85-56
Dec. 16	at Charlotte	L 55-76
Dec. 20	vs. Texas-San Antonio 3	W 84-59
Dec. 21	vs. Robert Morris 3	W 76-67
Dec. 29	Furman 4	W 82-49
Dec. 30	East Carolina 4	W 72-46
Jan. 3	Boston College *	L 53-63
Jan. 6	at Florida State *	L 63-67
Jan. 10	#3 North Carolina *	L 59-79
Jan. 13	at Virginia *	L 59-70
Jan. 17	Clemson *	L 73-84
Jan. 20	Dartmouth (OT)	W 80-73
Jan. 25	at NC State *	L 50-60
Feb. 1	at #9 Duke *	L 50-85
Feb. 4	#4 Maryland *	(OT)L 71-74
Feb. 7	at Wake Forest *	L 50-67
Feb. 11	at Miami *	(OT)W 81-73
Feb. 17	Virginia *	L 53-62
Feb. 22	#12 Duke *	L 60-72

Feb. 29	at Georgia Tech *	L 43-76
Mar. 2	Wake Forest *	W 61-56
Mar. 6	vs. Boston College 5	L 47-57

1 - Junkanoo Jam in Freeport, Grand Bahamas  
2 - Big Ten/ACC Challenge in Blacksburg, Va.  
3 - Tulane DoubleTree Classic in New Orleans, La.  
4 - Hokie Hardwood Classic in Blacksburg, Va.  
5 - ACC Championships in Greensboro, N.C.

## 2008-09

Coach: Beth Dunkenberger

Record: 12-18; Atlantic Coast: 2-12

Nov. 14	UNC Greensboro	W 59-53
Nov. 18	Radford	W 78-54
Nov. 20	North Carolina Central	W 81-45
Nov. 23	at George Mason	W 69-52
Nov. 28	vs. St. Joseph's 1	W 66-63
Nov. 29	at #17 Vanderbilt 1	L 43-72
Dec. 4	at Wisconsin 2	L 52-61
Dec. 14	James Madison (OT)	W 72-70
Dec. 19	vs. IUPUI 3	L 52-64
Dec. 20	vs. SMU 3	L 56-63
Dec. 29	Lafayette 4	W 66-44
Dec. 30	Liberty 4	L 43-45
Jan. 5	Presbyterian	W 64-31
Jan. 8	Florida State *	L 63-67
Jan. 11	at Boston College *	L 62-73
Jan. 16	#4 Duke *	L 52-57
Jan. 18	at #12 Maryland *	L 79-96
Jan. 21	#16 Virginia *	L 69-75
Jan. 25	Longwood	W 73-57
Jan. 28	at Clemson *	W 65-61
Feb. 1	NC State *	L 46-57
Feb. 2	USC Upstate (OT)	W 68-62
Feb. 5	at #8 North Carolina *	L 77-93
Feb. 8	at #17 Virginia *	L 61-69
Feb. 12	Miami *	L 56-59
Feb. 15	at Wake Forest *	L 44-66
Feb. 19	at #7 Duke *	L 46-62
Feb. 22	Wake Forest *	W 79-55
Feb. 26	Georgia Tech *	(OT)L 68-73
Mar. 5	vs. #24 Virginia 5	L 57-66

1 - Vanderbilt Thanksgiving Tourn., Nashville, Tenn.  
2 - ACC/Big Ten Challenge, Madison, Wisc.  
3 - South Padre Island Shootout, South Padre Is., Texas  
4 - Hokie Hardwood Classic, Blacksburg, Va.  
5 - ACC Championships, Greensboro, N.C.

## 2009-10

Coach: Beth Dunkenberger

Record: 15-15 Atlantic Coast: 4-10

Nov. 13	Longwood	W 77-55
Nov. 16	at VCU	L 58-72
Nov. 19	George Mason	W 70-41
Nov. 22	at James Madison	L 59-66
Nov. 25	at Radford	W 78-51
Nov. 28	Elon	W 82-46
Dec. 3	Michigan 1	L 51-71
Dec. 6	North Carolina Central	W 85-44
Dec. 9	Mount St. Mary's	W 44-42
Dec. 19	vs. UAB2 (OT)	W 68-66
Dec. 20	at St. John's 2	L 62-75
Dec. 29	NJIT3	W 67-51
Dec. 30	Charlotte 3	W 56-54
Jan. 3	UMBC	W 74-44
Jan. 7	at Wake Forest *	L 63-66
Jan. 14	#10 North Carolina *	W 79-64
Jan. 18	#25 Virginia *	L 56-70
Jan. 21	at #6 Duke *	L 38-69
Jan. 24	at Miami *	W 73-69
Jan. 28	Maryland *	L 44-60
Jan. 31	at #25 Georgia Tech *	L 47-61
Feb. 5	Wake Forest *	L 51-58
Feb. 7	at NC State	L 57-70
Feb. 11	Savannah State	W 68-41
Feb. 14	#8 Duke *	L 53-65
Feb. 18	at #10 Florida State *	L 68-78
Feb. 21	Boston College *	W 69-64
Feb. 25	Clemson *	W 70-69
Feb. 28	at #18 Virginia *	L 45-55
Mar. 4	vs. Boston College 4	L 57-66

1 - Big Ten/ACC Challenge, Blacksburg, Va.  
2 - St. John's-Chartwells Holiday Classic., Queens, N.Y.  
3 - Hilton Garden Classic, Blacksburg, Va.  
4 - ACC Championships, Greensboro, N.C.

</

# ALL-TIME SERIES

Opponent	Record	Streak	Last Meeting		
Air Force	1-0	Won 1	W	75-70	Nov. 27, 1991
Akron	2-0	Won 2	W	80-59	Dec. 28, 1998
Alabama	2-0	Won 2	W	72-59	Dec. 4, 2004
Alabama-Birmingham	2-1	Won 2	W	68-66 OT	Dec. 19, 2009
<b>Alcorn State</b>		<b>First Meeting</b>			
American	1-1	Won 1	W	92-57	Dec. 4, 1981
Appalachian State	11-2	Won 3	W	75-55	Nov. 30, 1999
Auburn	1-5	Lost 1	#L	73-81	Mar. 22, 2007
<b>Boston College</b>	<b>9-6</b>	<b>Lost 1</b>	<b>L</b>	<b>49-62</b>	<b>Mar. 4, 2010</b>
Bradley	2-0	Won 2	W	76-62	Jan. 12, 1994
Bridgewater	2-1	Won 1	W	70-58	Dec. 6, 1978
Campbell	1-0	Won 1	W	70-59	Dec. 30, 1995
Carson Newman	1-0	Won 1	W	71-56	Dec. 19, 1980
Charleston	9-3	Won 8	W	77-50	Feb. 17, 1989
Cincinnati	12-10	Won 4	W	55-52	Feb. 23, 1991
<b>Charlotte</b>	<b>13-9</b>	<b>Won 1</b>	<b>W</b>	<b>56-54</b>	<b>Dec. 30, 2009</b>
Chattanooga	3-0	Won 3	W	64-45	Dec. 3, 1994
<b>Clemson</b>	<b>5-5</b>	<b>Won 2</b>	<b>W</b>	<b>70-69</b>	<b>Feb. 25, 2010</b>
Colgate	2-0	Won 2	W	94-50	Dec. 30, 1987
Colorado State	1-0	Won 1	W	73-69	Dec. 19, 1993
Connecticut	1-10	Lost 9	L	56-79	Mar. 21, 2006
Cornell	1-0	Won 1	W	73-50	Dec. 29, 1996
Dartmouth	1-0	Won 1	W	80-73 OT	Jan. 20, 2008
Davidson	1-0	Won 1	W	87-62	Dec. 30, 2004
Dayton	11-2	Won 1	W	68-63	Feb. 27, 2000
<b>Delaware</b>	<b>2-0</b>	<b>Won 2</b>	<b>W</b>	<b>74-61</b>	<b>Dec. 20, 1985</b>
Delaware State	1-0	Won 1	W	66-50	Nov. 18, 2006
DePaul	1-1	Lost 1	^L	78-79	Mar. 20, 2005
Detroit	1-1	Won 1	W	71-57	Dec. 29, 2006
Denver	2-0	Won 2	W	56-40	Nov. 25, 2005
Drexel	1-0	Won 1	W	92-41	Dec. 29, 1992
<b>Duke</b>	<b>2-15</b>	<b>Lost 13</b>	<b>L</b>	<b>53-65</b>	<b>Feb. 14, 2010</b>
Duquesne	7-3	Won 6	W	66-52	Dec. 29, 2002
Eastern Illinois	0-1	Lost 1	L	65-70	Nov. 24, 1990
East Carolina	4-2	Won 3	W	72-46	Dec. 30, 2007
East Tennessee State	9-7	Won 4	W	78-64	Dec. 18, 2006
<b>Elon</b>	<b>1-0</b>	<b>Won 1</b>	<b>W</b>	<b>82-46</b>	<b>Nov. 28, 2009</b>
Emory & Henry	2-0	Won 2	W	61-52	Dec. 9, 1977
Evansville	1-0	Won 1	W	79-59	Nov. 29, 2005
Florida	0-2	Lost 2	^L	57-89	Mar. 16, 1998
<b>Florida Gulf Coast</b>		<b>First Meeting</b>			
Florida International	0-1	Lost 1	L	70-79	Nov. 29, 2002
<b>Florida State</b>	<b>9-17</b>	<b>Lost 4</b>	<b>L</b>	<b>68-78</b>	<b>Feb. 18, 2010</b>
Fordham	8-0	Won 8	W	80-67	Jan. 6, 2005
Furman	3-0	Won 3	W	82-49	Dec. 29, 2007
Gardner Webb	2-0	Won 2	W	76-39	Dec. 28, 2001
George Mason	5-2	Won 3	W	70-41	Nov. 19, 2009
George Washington	9-10	Won 1	#W	68-52	Mar. 16, 2002
Georgetown	3-2	Lost 1	L	50-70	Jan. 17, 2004
Georgia	0-3	Lost 3	L	60-65	Nov. 17, 1999
Georgia Southern	1-0	Won 1	W	84-61	Dec. 20, 1983
Georgia State	1-0	Won 1	W	80-56	Mar. 16, 2000
<b>Georgia Tech</b>	<b>4-3</b>	<b>Lost 3</b>	<b>L</b>	<b>47-61</b>	<b>Jan. 31, 2010</b>
Hampton	3-0	Won 3	W	83-43	Dec. 29, 2001
High Point	2-0	Won 2	W	103-64	Nov. 11, 2007
Houston	0-1	Lost 1	#L	72-77 OT	Mar. 23, 2002
Howard	3-0	Won 3	W	97-78	Nov. 12, 2006
IUPUI	0-1	Lost 1	L	52-64	Dec. 19, 2008
Illinois	0-1	Lost 1	L	66-68	Nov. 30, 1991
Iona	1-0	Won 1	W	50-49	Jan. 22, 1999
<b>Iowa</b>	<b>1-0</b>	<b>Won 1</b>	<b>^W</b>	<b>89-76</b>	<b>Mar. 21, 2004</b>
Iowa State	1-1	Lost 1	L	69-75	Nov. 24, 2006
James Madison	22-13	Lost 1	L	59-66	Nov. 22, 2009
Kentucky	1-1	Won 1	W	76-66	Feb. 19, 1989
Lafayette	1-0	Won 1	W	66-44	Dec. 29, 2008
Lamar	0-1	Lost 1	L	54-71	Nov. 23, 1990
LaSalle	7-4	Won 6	W	64-57	Feb. 24, 2000
Lenoir Rhyne	0-1	Lost 1	L	73-87	Feb. 1, 1979
Liberty	14-1	Lost 1	L	43-45	Dec. 30, 2008
<b>Longwood</b>	<b>5-1</b>	<b>Won 4</b>	<b>W</b>	<b>77-55</b>	<b>Nov. 13, 2009</b>
Louisiana State	1-2	Lost 2	L	40-70	Nov. 14, 2006
Louisville	17-15	Won 4	W	68-60	Feb. 26, 1995
Loyola (Md.)	1-0	Won 1	W	58-55	Dec. 30, 1996
Maine	1-0	Won 1	W	79-68	Dec. 29, 2000
Marshall	8-1	Won 8	W	84-78	Dec. 30, 1992
<b>Maryland</b>	<b>5-6</b>	<b>Lost 5</b>	<b>L</b>	<b>44-60</b>	<b>Jan. 28, 2010</b>
Maryland-Baltimore Co.	2-0	Won 2	W	74-44	Jan. 3, 2010
Massachusetts	4-5	Lost 1	L	54-58	Mar. 4, 2000
Memphis	8-11	Won 7	W	77-73	Feb. 2, 1991
Mercer	2-0	Won 2	W	117-84	Feb. 16, 1987
<b>Miami</b>	<b>6-6</b>	<b>Won 1</b>	<b>L</b>	<b>73-69</b>	<b>Jan. 24, 2010</b>
Miami (Ohio)	1-0	Won 1	W	77-60	Nov. 21, 2003
Michigan	0-2	Lost 2	L	51-71	Dec. 3, 2009
Michigan State	1-0	Won 1	W	50-36	Nov. 25, 2000

Minnesota Opponent	Record	1-1	Won 1	W	68-62	Nov. 30, 2007
			Streak	Last Meeting		
Mississippi	0-2	Lost 2	L	57-60	Dec. 29, 1987	
Mississippi State	4-1	Won 2	W	63-56	Nov. 29, 2003	
Missouri	1-0	Won 1	W	82-51	Mar. 19, 2006	
Morehead State	6-0	Won 6	W	77-64	Feb. 3, 2007	
Mount St. Mary's	1-0	Won 1	W	44-42	Dec. 9, 2009	
Norfolk State	3-2	Won 3	W	73-37	Jan. 12, 1981	
NJIT	1-0	Won 1	W	67-51	Dec. 29, 2009	
<b>North Carolina</b>	<b>3-11</b>	<b>Won 1</b>	<b>W</b>	<b>79-64</b>	<b>Jan. 14, 2010</b>	
North Carolina A&T	1-0	Won 1	W	85-56	Dec. 5, 2007	
North Carolina Central	2-0	Won 2	W	85-44	Dec. 6, 2009	
<b>North Carolina State</b>	<b>0-10</b>	<b>Lost 10</b>	<b>L</b>	<b>57-70</b>	<b>Feb. 7, 2010</b>	
Northwestern	1-1	Lost 1	L	64-70	Dec. 20, 1986	
Northwestern State (La.)	1-0	Won 1	W	71-46	Nov. 24, 2001	
UNC Asheville	1-0	Won 1	W	85-47	Dec. 28, 2000	
UNC Greensboro	7-1	Won 6	W	59-53	Nov. 14, 2008	
Northern Arizona	0-1	Lost 1	L	50-80	Dec. 19, 1995	
Notre Dame	1-5	Lost 1	L	40-53	Jan. 10, 2004	
Ohio	1-3	Lost 1	L	66-67 OT	Nov. 28, 1994	
Oklahoma State	1-0	Won 1	W	83-77	Dec. 20, 1994	
Old Dominion	6-19	Won 1	W	76-69	Nov. 22, 2005	
Oregon	0-1	Lost 1	L	53-73	Nov. 27, 1999	
Penn State	0-1	Lost 1	^L	48-61	Mar. 23, 2004	
Pittsburgh	5-2	Won 5	W	85-55	Feb. 28, 2004	
Prairie View A&M	1-0	Won 1	W	74-66	Nov. 24, 2007	
<b>Presbyterian</b>	<b>1-0</b>	<b>Won 1</b>	<b>W</b>	<b>64-31</b>	<b>Jan. 5, 2009</b>	
Providence	5-1	Won 3	W	77-56	Feb. 21, 2004	
<b>Purdue</b>	<b>0-1</b>	<b>Lost 1</b>	<b>^L</b>	<b>62-80</b>	<b>Mar. 24, 2003</b>	
Queens College	1-0	Won 1	W	100-51	Dec. 27, 1981	
<b>Radford</b>	<b>21-9</b>	<b>Won 2</b>	<b>W</b>	<b>78-51</b>	<b>Nov. 25, 2009</b>	
Randolph-Macon	1-0	Won 1	W	76-64	Jan. 30, 1986	
Rhode Island	4-2	Won 4	W	68-37	Mar. 3, 2000	
Richmond	5-4	Won 4	W	54-47	Dec. 4, 2005	
Roanoke College	3-0	Won 2	W	103-67	Feb. 20, 1982	
<b>Robert Morris</b>	<b>1-0</b>	<b>Won 1</b>	<b>W</b>	<b>76-67</b>	<b>Dec. 21, 2007</b>	
Rutgers	2-4	Lost 2	L	43-56	Jan. 7, 2004	
Savannah State	1-0	Won 1	W	68-41	Feb. 11, 2010	
St. Bonaventure	5-1	Won 4	W	73-56	Feb. 17, 2000	
St. Francis (Pa.)	1-0	Won 1	W	77-62	Dec. 12, 2004	
St. Joseph's (Pa.)	4-1	Won 4	W	66-63	Nov. 28, 2008	
St. John's	4-3	Lost 1	L	62-75	Dec. 20, 2009	
St. Mary's (Calif.)	1-0	Won 1	W	68-58	Nov. 28, 1997	
St. Peter's (N.J.)	1-0	Won 1	^W	73-48	Mar. 13, 1999	
Seton Hall	5-0	Won 5	W	48-42	Feb. 18, 2004	
Siena	0-1	Lost 1	L	64-69	Dec. 30, 1997	
South Carolina	6-15	Lost 1	L	51-66	Feb. 16, 1991	
USC Upstate	1-0	Won 1	W	68-62 OT	Feb. 2, 2009	
South Florida	8-1	Won 2	W	85-69	Feb. 19, 1995	
Southern California	0-1	Lost 1	L	64-65	Nov. 23, 2007	
Southern Methodist	1-1	Lost 1	L	56-63	Dec. 20, 2008	
Southern Mississippi	11-19	Won 1	W	105-40	Dec. 28, 2004	
Southern Utah	1-0	Won 1	W	63-55	Nov. 26, 1999	
Southwest Missouri State	0-1	Lost 1	L	45-61	Nov. 17, 1994	
Stetson	0-1	Lost 1	L	77-83	Nov. 24, 1995	
Syracuse	4-2	Won 4	W	75-60	Jan. 31, 2004	
Tennessee	0-7	Lost 7	^L	52-68	Mar. 20, 1999	
Tennessee-Martin	1-0	Won 1	W	87-55	Dec. 28, 2002	
Tennessee Tech	1-1	Won 1	W	87-52	Nov. 25, 2006	
Texas A&M-Corpus Christi	1-0	Won 1	W	76-64	Dec. 29, 2005	
Texas-San Antonio	1-0	Won 1	W	84-59	Dec., 2007	
Texas Tech	2-1	Won 2	W	69-62	Dec. 20, 2005	
Towson	1-0	Won 1	W	92-61	Dec. 29, 1990	
Tulane	9-8	Won 1	W	77-65	Feb. 12, 1995	
Valparaiso	1-0	Won 1	W	64-57	Nov. 19, 2004	
<b>Vanderbilt</b>	<b>0-2</b>	<b>Lost 2</b>	<b>L</b>	<b>43-72</b>	<b>Nov. 29, 2008</b>	
Vermont	1-0	Won 1	#W	76-48	Mar. 20, 2002	
Villanova	3-4	Won 1	W	63-50	Jan. 14, 2004	
<b>Virginia</b>	<b>8-35</b>	<b>Lost 8</b>	<b>L</b>	<b>46-55</b>	<b>Feb. 28, 2010</b>	
<b>Virginia Commonwealth</b>	<b>17-8</b>	<b>Lost 3</b>	<b>L</b>	<b>58-72</b>	<b>Nov. 16, 2009</b>	
Virginia State	2-3	Won 2	W	62-45	Dec. 11, 1980	
Virginia Union	2-3	Lost 2	L	51-55	Feb. 21, 1981	
<b>Wake Forest</b>	<b>8-7</b>	<b>Lost 2</b>	<b>L</b>	<b>51-58</b>	<b>Feb. 5, 2010</b>	
Washington State	1-0	Won 1	W	72-50	Nov. 30, 2002	
West Virginia	11-5	Won 1	W	60-56	Nov. 13, 2006	
West Virginia State	1-0	Won 1	W	93-40	Nov. 25, 1989	
West Virginia Wesleyan	2-0	Won 2	W	100-46	Nov. 18, 1980	
Western Carolina	3-0	Won 3	#W	74-64	Mar. 17, 2007	
Western Michigan	2-0	Won 2	W	69-65	Dec. 19, 2005	
<b>William &amp; Mary</b>	<b>11-2</b>	<b>Lost 1</b>	<b>L</b>	<b>41-64</b>	<b>Nov. 28, 2006</b>	
Wingate	1-0	Won 1	W	58-43	Dec. 1, 1992	
Winston-Salem State	2-0	Won 2	W	67-43	Nov. 14, 2007	
Winthrop	2-0	Won 2	W	75-45	Dec. 6, 1994	
Wisconsin	1-1	Lost 1	L	52-61	Dec. 4, 2008	
<b>Wofford</b>	<b>1-0</b>	<b>Won 1</b>	<b>W</b>	<b>75-60</b>	<b>Nov. 27, 2007</b>	
Xavier	2-9	Lost 3	L	46-68	Feb. 10, 2000	
Yale	1-0	Won 1	W	95-66	Jan. 9, 1982	
Youngstown State	0-1	Lost 1	L	81-92	Jan. 18, 1992	

2009-10 opponents in **Bold** - ^NCAA Tournament game - #WNIT game



# YEAR-BY-YEAR VS. 2010-11 OPPONENTS

## ALCORN STATE (0-0)

First Meeting

## BOSTON COLLEGE (8-7)

Dec. 29, 1989	hW	74-65
Jan. 17, 2001	aW	64-52
Feb. 18, 2001	hL (OT)	59-65
Jan. 9, 2002	hW	73-52
Feb. 16, 2003	aL	47-65
Mar. 9, 2003	nW (OT)	74-70
Jan. 24, 2004	hW	80-64
Jan. 8, 2006	hW	67-62
Feb. 23, 2007	aW	67-52
Mar. 1, 2007	nW (OT)	60-54
Jan. 3, 2008	hL	53-63
Mar. 6, 2008	nL	47-57
Jan. 11, 2009	aL	62-73
Feb. 21, 2010	hW	69-64
Mar. 4, 2010	nL	49-62

## CENTRAL CONNECTICUT (0-0)

First Meeting

## CHARLOTTE (13-9)

Jan. 13, 1979	hL	65-67
Jan. 26, 1980	hL	61-66
Jan. 14, 1981	aL	67-69
Feb. 8, 1983	aW	66-60
Nov. 23, 1985	hW	92-65
Feb. 24, 1986	aL	62-71
Feb. 4, 1988	aL	55-69
Feb. 21, 1989	aW	78-57
Jan. 18, 1992	hL	53-75
Mar. 7, 1992	aL	57-86
Mar. 11, 1992	nW	67-61
Feb. 1, 1993	aL	44-81
Mar. 4, 1993	hW	76-70
Feb. 3, 1994	hW	65-53
Mar. 3, 1994	aW	60-37
Mar. 9, 1994	nW	63-55
Jan. 20, 1995	hW	68-55
Feb. 3, 1995	aW	63-54
Dec. 30, 1999	hW	72-61
Dec. 2, 2006	hW	80-68
Dec. 16, 2007	aL	55-76
Dec. 30, 2009	hW	56-54

## CLEMSON (5-5)

Dec. 29, 1984	aL	90-101
Nov. 27, 1985	hL	76-77
Dec. 18, 2000	aL	59-80
Jan. 3, 2002	hW	68-58
Jan. 20, 2005	aW	81-66
Feb. 9, 2006	hW	82-70
Feb. 11, 2007	aL	69-73
Jan. 17, 2008	hL	73-84
Jan. 28, 2009	aW	65-61
Feb. 25, 2010	hW	70-69

## DELAWARE (2-0)

Dec. 5, 1980	nW	75-54
Dec. 20, 1985	aW	74-61

## DUKE (2-15)

Jan. 24, 1981	hW	66-65
Dec. 11, 1981	aL	58-71
Dec. 5, 1992	aL	63-85
Nov. 15, 1998	aW	72-70
Dec. 8, 1999	hL	61-70
Jan. 9, 2005	aL	67-88
Feb. 6, 2006	hL	62-73
Feb. 22, 2006	aL	51-93
Mar. 3, 2006	nL	56-69
Jan. 7, 2007	hL	54-86
Jan. 29, 2007	aL	65-75

Feb. 1, 2008	aL	50-85
Feb. 22, 2008	hL	60-72
Jan. 16, 2009	hL	52-57
Feb. 19, 2009	aL	46-62
Jan. 21, 2010	aL	38-69
Feb. 14, 2010	hL	53-65

## ELON (1-0)

Nov. 28, 2009	hW	82-46
---------------	----	-------

## FLORIDA GULF COAST (0-0)

First Meeting

## FLORIDA STATE (9-17)

Dec. 17, 1979	aL	57-67
Feb. 9, 1980	aW	77-54
Jan. 16, 1982	hL	82-93
Feb. 4, 1984	hW	68-63
Jan. 6, 1985	aL	77-85
Mar. 3, 1985	nW	86-65
Jan. 4, 1986	hW	73-68
Jan. 3, 1987	hW	91-78
Jan. 31, 1987	aL	65-70
Mar. 5, 1987	hW	68-67
Jan. 30, 1988	aL	59-61
Feb. 20, 1988	hW	97-81
Jan. 21, 1989	hW	68-67
Jan. 28, 1989	aL	66-69
Jan. 6, 1990	hL	64-68
Feb. 3, 1990	aL	52-69
Jan. 7, 1991	hL	64-78
Feb. 18, 1991	aL	53-76
Nov. 26, 2000	aL	57-77
Jan. 24, 2005	hL (20T)	78-81
Feb. 19, 2005	aL (30T)	83-94
Feb. 13, 2006	aW	76-69
Jan. 15, 2007	hL	60-70
Jan. 6, 2008	aL	63-67
Jan. 8, 2009	hL	63-67
Feb. 18, 2010	aL	68-78

## GEORGIA TECH (4-3)

Mar. 22, 2003	nW	61-59
Feb. 16, 2005	hW	73-48
Feb. 19, 2006	aW	70-54
Feb. 5, 2007	hW	73-68
Feb. 29, 2008	aL	43-76
Feb. 25, 2009	hL (OT)	68-73
Jan. 31, 2010	aL	47-61

## IOWA (1-0)

Mar. 21, 2004	^hW	89-76
---------------	-----	-------

## LONGWOOD (6-1)

Jan. 25, 1977	hW	59-47
Feb. 7, 1978	aL	59-68
Feb. 15, 1979	hW	81-55
Feb. 15, 1980	aW	75-58
Dec. 28, 2005	hW	89-70
Jan. 25, 2009	hW	73-57
Nov. 13, 2009	hW	77-55

## MARYLAND (5-6)

Nov. 15, 1994	aW	68-53
Mar. 18, 2000	hL (OT)	60-68
Dec. 11, 2002	aW	60-57
Dec. 13, 2003	hW	63-43
Jan. 2, 2005	hW	77-67
Feb. 24, 2005	aW	87-79
Jan. 23, 2006	hL	62-68
Feb. 8, 2007	aL	59-78
Feb. 4, 2008	hL (OT)	71-74
Jan. 18, 2009	aL	79-96
Jan. 28, 2010	hL	44-60

## MINNESOTA (1-1)

Nov. 20, 2004	aL	56-70
---------------	----	-------

## MIAMI (6-6)

Jan. 7, 2001	hW	64-51
Feb. 5, 2002	hW	72-60
Feb. 20, 2002	aL	53-55
Jan. 28, 2003	aL (OT)	66-67
Feb. 14, 2004	hL	56-65
Feb. 6, 2005	aL	67-78
Feb. 27, 2005	hW	90-45
Jan. 29, 2006	aL	62-77
Jan. 25, 2007	hW	78-71
Feb. 11, 2008	aW (OT)	81-73
Feb. 12, 2009	hL	56-59
Jan. 24, 2010	aW	73-69

## NORTH CAROLINA (3-12)

Nov. 28, 1979	aL	73-82
Feb. 13, 1981	hW	76-74
Feb. 21, 1983	aL	83-103
Dec. 30, 1983	nL	52-73
Dec. 1, 1984	nW	74-73
Dec. 4, 1985	aL	73-75
Dec. 19, 1991	aL	62-76
Dec. 30, 1994	hL	52-57
Feb. 11, 2005	aL	67-93
Feb. 17, 2006	hL	75-84
Jan. 4, 2007	aL	68-102
Mar. 2, 2007	nL	60-90
Jan. 10, 2008	hL	59-79
Feb. 5, 2009	aL	77-93
Jan. 14, 2010	hW	79-64

## NC STATE (0-10)

Nov. 24, 1980	aL	68-94
Jan. 25, 1982	hL	47-48
Dec. 6, 1982	aL	63-79
Dec. 31, 1983	nL	63-64
Jan. 17, 2005	hL (OT)	75-76
Jan. 2, 2006	aL	44-65
Feb. 18, 2007	hL	63-68
Jan. 25, 2008	aL	50-60
Feb. 1, 2009	hL	46-57
Feb. 7, 2010	aL	57-70

## PRESBYTERIAN (1-0)

Jan. 5, 2009	hW	64-31
--------------	----	-------

## PURDUE (0-1)

Mar. 24, 2003	^aL	62-80
---------------	-----	-------

## RADFORD (21-9)

Jan. 12, 1977	aL	50-60
Jan. 24, 1978	hL	52-73
Feb. 20, 1978	aL	68-81
Feb. 14, 1979	hL	60-66
Feb. 23, 1980	aW	63-62
Nov. 28, 1981	hW	81-63
Dec. 9, 1982	aW	73-63
Feb. 27, 1985	hW	71-64
Feb. 18, 1986	aL	81-86
Dec. 6, 1986	hW	64-55
Feb. 10, 1988	aW	77-74
Mar. 1, 1989	hW	71-59
Feb. 28, 1990	aW	66-54
Feb. 21, 1991	hW	87-49
Feb. 12, 1992	aL	72-75
Jan. 20, 1993	hW	81-68
Feb. 1, 1994	aW	72-63
Dec. 1, 1994	hW	72-42
Nov. 29, 1995	aL	64-81
Dec. 11, 1996	hL	83-84
Dec. 10, 1997	aW	84-67
Nov. 22, 1998	hW	86-52
Jan. 2, 2000	aW	66-42
Dec. 9, 2000	hW	71-45
Dec. 12, 2001	aW	80-46
Dec. 31, 2002	hW	78-56
Dec. 7, 2005	aW	58-52

Nov. 10, 2006	hL	60-67
Nov. 18, 2008	hW	78-54
Nov. 25, 2009	aW	78-51

## ROBERT MORRIS (1-0)

Dec. 21, 2007	nW	76-67
Nov. 29, 2008	aL	43-72

## VANDERBILT (0-2)

Nov. 29, 1991	nL	63-78
Nov. 29, 2008	aL	43-72

## VIRGINIA (8-35)

Dec. 9, 1976	aL	52-54
Feb. 23, 1977	hL	58-67
Jan. 9, 1978	aL	39-54
Mar. 3, 1978	nL	38-58
Jan. 17, 1979	hL	58-64
Jan. 14, 1980	nL	38-48
Jan. 3, 1981	nL	43-58
Mar. 7, 1981	nL	41-49
Feb. 6, 1982	nW	63-56
Jan. 8, 1983	aL	66-70
Jan. 4, 1984	nL	70-88
Jan. 16, 1985	aL	62-74
Dec. 10, 1985	nL	58-87
Dec. 9, 1986	aL	43-73
Dec. 8, 1987	hL	57-74
Nov. 29, 1988	aL	73-75
Jan. 3, 1989	hL	77-79
Nov. 28, 1990	aL	44-93
Dec. 8, 1992	hL	59-93
Dec. 8, 1993	aL	66-78
Jan. 13, 1995	hW	69-62
Dec. 6, 1995	aL	38-80
Feb. 6, 1997	hL	41-90
Nov. 25, 1997	aL	49-64
Nov. 30, 1998	hW	81-65
Dec. 20, 1999	aL	62-67
Nov. 30, 2000	hW	57-56
Nov. 29, 2001	aL	58-60
Dec. 3, 2002	hW	72-56
Nov. 23, 2003	aW	63-62
Jan. 28, 2005	aL	67-70
Feb. 13, 2005	hL	58-61
Jan. 16, 2006	hL	59-78
Feb. 2, 2006	aW	65-54
Jan. 22, 2007	aW	60-58
Feb. 15, 2007	hL	76-79
Jan. 13, 2008	aL	57-70
Feb. 17, 2008	hL	53-62
Jan. 21, 2009	hL	69-75
Feb. 8, 2009	aL	61-69
Mar. 5, 2009	nL	57-66
Jan. 18, 2010	hL	59-66
Feb. 28, 2010	aL	46-55

## VCU (8-6)

Feb. 3, 1977	aW	53-43
Feb. 3, 1978	hW	87-45
Feb. 17, 1978	aW	75-47
Feb. 24, 1979	aL	56-69
Mar. 2, 1979	hW	75-54
Dec. 1, 1979	hW	87-66
Feb. 5, 1983	hW	81-57
Feb. 13, 1984	aW	81-63
Feb. 25, 1985	hW	90-57
Mar. 2, 1987	aL	74-85
Jan. 2, 1988	hW	75-74
Dec. 19, 1988	aL (OT)	76-88
Jan. 23, 1990	hW	64-52
Jan. 4, 1992	aL	66-74
Feb. 8, 1992	hL	57-59
Jan. 9, 1993	hW	70-67
Mar. 1, 1993	aL	69-71
Feb. 12, 1994	aW	65-49
Feb. 22, 1994	aW	65-49
Mar. 8, 1994	nW	61-46
Jan. 8, 1995	aW	54-51
Feb. 17, 1995	hW	81-63

Dec. 9, 1995	hL	54-57
Feb. 17, 1997	aL	60-65
Nov. 16, 2009	aL	58-72

## WAKE FOREST (8-7)

Dec. 9, 1978	hL	56-75
Dec. 29, 2003	hW	70-59
Jan. 31, 2005	hW	74-64
Mar. 4, 2005	nL	56-61
Jan. 19, 2006	aL (OT	



# HILTON GARDEN CLASSIC RESULTS & HONORS

Once again this season, Virginia Tech will host a holiday tournament. The Hilton Garden Classic will be held Dec. 29-30 in Cassell Coliseum featuring Alcorn State, Delaware, Vanderbilt and the Hokies. This will mark the 21st consecutive year for the tournament, which began in 1990 as the Diamond Club Classic and was known as the Lady Luck Classic from 2000-2006 and the Hokie Hardwood Classic in 2007-08.

## 1990

George Mason 75, Morehead State 68; Virginia Tech 92, Towson State 61

**Consolation:** Morehead State 84, Towson State 70

**Championship:** George Mason 57, Virginia Tech 56

**All-Tournament Team:** Antoinette Battle, MVP (GMU), Sondi Eden (MSU), Lisa Griffith (VT), Monique Hilton (GMU), Sue Logsdon (VT)

## 1991

UNC Greensboro 76, Austin Peay 70; Virginia Tech 78, Akron 60

**Consolation:** Austin Peay 75, Akron 53

**Championship:** Virginia Tech 84, UNC Greensboro 65

**All-Tournament Team:** Phyllis Tonkin, MVP (VT), Kymm Elliott, (UNCG), Jennifer Fritts (AP), Lisa Griffith (VT), Betsy Jeffries (AP)

## 1992

Marshall 68, Campbell 58; Virginia Tech 92, Drexel 41

**Consolation:** Campbell 71, Drexel 52

**Championship:** Virginia Tech 84, Marshall 78

**All-Tournament Team:** Lisa Leftwich, MVP (VT), Lisa Allison (CU), Tracy Krueger (MU), Christi Osborne (VT), Jenette Reed (MU)

## 1993

Appalachian St. 80, William & Mary 63; Virginia Tech 90, Colgate 68

**Consolation:** William & Mary 76, Colgate 58

**Championship:** Virginia Tech 77, Appalachian St. 76

**All-Tournament Team:** Christi Osborne, MVP (VT), Ashleigh Akens (W&M), Angela Crosby (ASU), Jenny Root (VT), Jen Smith (CU)

## 1994

North Carolina 80, Rhode Island 68; Virginia Tech 73, Furman 61

**Consolation:** Rhode Island 82, Furman 75

**Championship:** North Carolina 57, Virginia Tech 52

**All-Tournament Team:** Jenny Root, MVP (VT), Marion Jones (UNC), Christi Osborne (VT), Tracy Reid (UNC), Charlotte Smith (UNC), Dayna Smith (URI)

## 1995

Campbell 69, Lafayette 47; Virginia Tech 84, Hampton 66

**Consolation:** Hampton 80, Lafayette 71

**Championship:** Virginia Tech 70, Campbell 59

**All-Tournament Team:** Sherry Banks, MVP (VT), Michelle (Hollister) Houseright (VT), Beth Stockwell (CU), Felecia Autry (CU), Dana Gould (UL), Lajayah Miles (HU)

## 1996

Loyola (Md.) 86, South Carolina 65; Virginia Tech 73, Cornell 50

**Consolation:** South Carolina 60, Cornell 56

**Championship:** Virginia Tech 58, Loyola (Md.) 55

**All-Tournament Team:** Kim Seaver, MVP (VT), Reneé Maitland (VT), Lynn Albert (LU), Jina Mosley (LU), Nikki Miars (USC)

## 1997

Siena 92, Furman 85; Virginia Tech 89, UMBC 36

**Consolation:** Furman 77, UMBC 53

**Championship:** Siena 69, Virginia Tech 64

**All-Tournament Team:** Melanie Halker, MVP (SU), Erin Boland (SU), Michelle (Hollister) Houseright (VT), Kelly Drinka (VT), Heidi White (FU)

## 1998

Mississippi State 83, Campbell 56; Virginia Tech 80, Akron 59

**Consolation:** Akron 70, Campbell 60

**Championship:** Virginia Tech 73, Mississippi State 52

**All-Tournament Team:** Amy Wetzels, MVP (VT), Tere Williams (VT), Lisa Witherspoon (VT), Jannifer Fambrough (MSU), Abby Hoy (UA)

## 1999

UNC Charlotte 72, Bowling Green 62; Virginia Tech 93, Hampton 61

**Consolation:** Hampton 78, Bowling Green 70

**Championship:** Virginia Tech 72, UNC Charlotte 61

**All-Tournament Team:** Tere Williams, MVP (VT), Nicole Jones (VT), Jameka Jones (UNCC), LaShondra Dixon (HU), Francine Miller (BGU)

## 2000

Maine 79, Marshall 58; Virginia Tech 85, UNC Asheville 47

**Consolation:** Marshall 85, UNC Asheville 73

**Championship:** Virginia Tech 79, Maine 68

**All-Tournament Team:** Nicole Jones, MVP (VT), Tere Williams (VT), Jessica Guarneri (UNCA), Yaschico Stevens (MU), Kizzy Lopez (UM)

## 2001

Hampton 78, Elon 73; Virginia Tech 76, Gardner-Webb 39

**Consolation:** Elon 73, Gardner-Webb 65

**Championship:** Virginia Tech 83, Hampton 43

**All-Tournament Team:** Sarah Hicks, MVP (VT), Ieva Kublina (VT), Nicole Jones (VT), LaShondra Dixon (HU), Lineni Noa (HU)

## 2002

Duquesne 73, Loyola 64; Virginia Tech 87, UT Martin 55

**Consolation:** Loyola 89, UT Martin 57

**Championship:** Virginia Tech 70, Duquesne 59

**All-Tournament Team:** Erin Gibson, MVP (VT), Emily Lipton (VT), Beth Friday (DU), Aiga Bautre (DU), Jennifer Mitchell (LU)

## 2003

Wake Forest 85, Holy Cross 56; Virginia Tech 83, Furman 70

**Consolation:** Furman 68, Holy Cross 57

**Championship:** Virginia Tech 70, Wake Forest 59

**All-Tournament Team:** Ieva Kublina, MVP (VT), Erin Gibson (VT), Kim Lawrence (FU), Elizabeth Strunk (WFU), Erin Ferrell (WFU)

## 2004

Virginia Tech 105, Southern Mississippi 40; Davidson 76, Southern Mississippi 60; Virginia Tech 87, Davidson 62

**All-Tournament Team:** Erin Gibson, MVP (VT), Kirby Copeland (VT), Carrie Mason (VT), Katie Hamilton (Davidson), Tia Washington (Davidson), Shannon Steuber (Southern Miss.)

## 2005

Virginia Tech 89, Longwood 70; Texas A&M Corpus Christi 69, Marshall 48

**Consolation:** Marshall 76, Longwood 66

**Championship:** Virginia Tech 76, Texas A&M Corpus Christi 64

**All-Tournament Team:** Dawn Chriss, MVP (VT), Kirbria Lewis (TAMCC), Terra Andrews (TAMCC), KaShawna Curry (MU), Ashley Mason (LU)

## 2006

Virginia Tech 43, Winston-Salem State 33; Detroit 54, New Hampshire 50

**Consolation:** New Hampshire 63, Winston-Salem State 55

**Championship:** Virginia Tech 71, Detroit 57

**All-Tournament Team:** Nare Diawara, MVP (VT), Shalonda Carter (WSS), Danielle Flowers (UNH), Joyce Massey (UDM), Brittany Anderson (VT)

## 2007

Virginia Tech 82, Furman 49; East Carolina 61, Georgetown 60

**Consolation:** Georgetown 78, Furman 49

**Championship:** Virginia Tech 72, East Carolina 46

**All-Tournament Team:** Andrea Barbour MVP (VT), Kieraah Marlow (GT), Katie Johnson (FU), Jasmine Young (ECU), Brittany Cook (VT), LaCoy Terry (ECU)

## 2008

Virginia Tech 66, Lafayette 44; Liberty 72, North Carolina A&T 58

**Consolation:** North Carolina A&T 65, Lafayette 63

**Championship:** Liberty 45, Virginia Tech 43

**All-Tournament Team:** Megan Frazee MVP (LU), Cristin Zavocki (LC), Amber Bland (NC A&T), Utahya Drye (VT), Avery Warey (LU), Lindsay Biggs (VT)

## 2009

Virginia Tech 67, NJIT 51; Charlotte 66, Central Connecticut State 51

**Consolation:** NJIT 69, Central Connecticut State 66

**Championship:** Virginia Tech 56, Charlotte 54

**All-Tournament Team:** Lindsay Biggs MVP (VT), Kerrianne Dugan (CCSU), Taiwo Oyelola (NJIT), Ashley Spriggs (Char), Utahya Drye (VT), Aysha Jones (Char)

**INDIVIDUAL (ONE GAME)**

Most Points..... 28, LaShondra Dixon (Hampton) vs. Bowling Green, 1999  
 Jessica Guarneri (UNC Asheville) vs. Marshall, 2000

Most Field Goals ..... 11, Melanie Halker (Siena) vs. Virginia Tech, 1997  
 Lashondra Dixon (Hampton) vs. Elon, 2001  
 Brittany Cook (Virginia Tech) vs. Furman, 2007  
 Andrea Barbour, (Virginia Tech) vs. East Carolina, 2007

Most Field Goal Attempts ..... 23, Dana Gould (Lafayette) vs. Hampton, 1995  
 Deshara Shealey (Furman) vs. Virginia Tech, 2003

Most 3-Point Field Goals ..... 6, Amy Watson (UT Martin) vs. Virginia Tech, 2002

Most 3-Point Field Goal Attempts ..... 12, Cristin Zavocki (Lafayette) vs. Virginia Tech, 2008  
 LaShondra Dixon (Hampton) vs. Bowling Green, 1999

Most Free Throws ..... 15, Lisa Allison (Campbell) vs. Drexel, 1992  
 Angela Crosby (Appalachian St.) vs. William & Mary, 1993

Most Free Throw Attempts ..... 19, Angela Crosby (Appalachian St.) vs. William & Mary, 1993

Most Rebounds ..... 23, Jenette Reed (Marshall) vs. Campbell, 1992

Most Assists ..... 11, Corey Hewitt (Loyola, Md.) vs. South Carolina, 1996  
 Jaymee Wappes (Bowling Green) vs. Hampton, 1999  
 Jayme Chikos (Elon) vs. Hampton, 2001  
 Jasmine Young (East Carolina) vs. Georgetown, 2007

Most Steals ..... 7, Earlisha Dill (George Mason) vs. Morehead St., 1990  
 Tracy Krueger (Marshall) vs. Campbell, 1992

Most Blocks ..... 6, Beth Friday (Duquesne) vs. Loyola, 2002



*Nicole Jones (above) set the Hokie Hardwood Classic two-game rebounding record in the 1999 tournament.*

*Kerri Gardin (below) led Tech with 19 points as the Hokies scored a tournament-record 105 points in a win over Southern Miss in 2004.*

**INDIVIDUAL (TWO GAMES)**

Most Points..... 53, Angela Crosby (Appalachian St.), 1993

Most Field Goals ..... 21, Melanie Halker (Siena), 1997

Most Field Goal Attempts ..... 40, Deshara Shealey (Furman), 2003

Most Three-Point Field Goals..... 8, Cristin Zavocki (Lafayette), 2008

Most Three-Point Field Goal Attempts..... 20, Cristin Zavocki (Lafayette), 2008

Most Free Throws ..... 21, Angela Crosby (Appalachian St.), 1993

Most Free-Throw Attempts ..... 30, Angela Crosby (Appalachian St.), 1993

Most Rebounds ..... 31, Nicole Jones (Virginia Tech), 1999

Most Assists ..... 18, Jayme Chikos (Elon), 2001

Most Steals ..... 10, Tracy Krueger (Marshall), 1992

Most Blocks ..... 10, Nare Diawara (Virginia Tech), 2006

**TEAM (ONE GAME)**

Most Points..... 105, Virginia Tech (vs. Southern Mississippi), 2004

Most Field Goals ..... 37, Virginia Tech (vs. Drexel), 1992

Most Field Goal Attempts ..... 81, Marshall (vs. UNC Asheville), 2000

Most Three-Point Field Goals..... 11, Bowling Green (vs. Hampton), 1999

Most Three-Point Field Goal Attempts..... 35, Bowling Green (vs. Hampton), 1999

Most Free Throws ..... 36, Virginia Tech (vs. UNC Charlotte), 1999

Most Free-Throw Attempts ..... 45, Virginia Tech (vs. Hampton), 1999

Most Rebounds ..... 57, Virginia Tech (vs. Drexel), 1992

Most Assists ..... 25, Loyola (vs. UT Martin), 2002  
 Georgetown (vs. Furman), 2007

Most Steals ..... 18, Virginia Tech (vs. Colgate), 1993  
 Virginia Tech (vs. Longwood), 2005

Most Blocks ..... 11, Virginia Tech (vs. Winston-Salem State), 2006

**TEAM (TWO GAMES)**

Most Points..... 192, Virginia Tech, 2004

Most Field Goals ..... 68 (twice), Virginia Tech, 2001 and 2004

Most Field Goal Attempts ..... 155, Marshall, 2000

Most Three-Point Field Goals..... 16, Bowling Green, 1999

Most Three-Point Field Goal Attempts..... 60, Bowling Green, 1999

Most Free Throws ..... 67, Virginia Tech, 1999

Most Free-Throw Attempts ..... 87, Virginia Tech, 1999

Most Rebounds ..... 110, Campbell, 1995

Most Assists ..... 45, Virginia Tech, 2001


Most Steals ..... 30, Virginia Tech, 2004

Most Blocks ..... 20, Virginia Tech, 2006




# LETTERWINNERS

WOMEN'S BASKETBALL BECAME A VARSITY SPORT AT VIRGINIA TECH STARTING WITH THE 1976-77 SEASON.

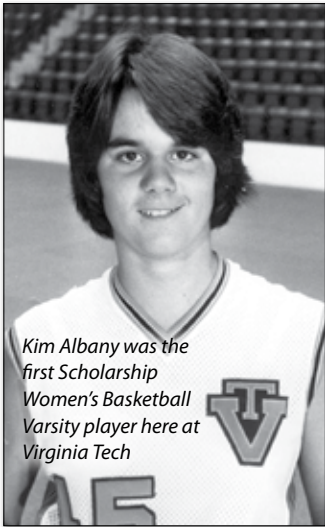


*Christi Osborne*



*Tammie Edwards*

Following is a list of the Hokies' all-time letterwinners:



*Kim Albany was the first Scholarship Women's Basketball Varsity player here at Virginia Tech*

Name	Years Played
Kim Albany	1978-82
Maria Albertsson	1998-99
Britney Anderson	2003-07
Jackie Ansley	1981-84
Taylor Ayers	2009-
Michelle Bain	1984-88
Sherry Banks	1994-97
Elizabeth Basham	2007-
Mary Beth Bergmann	1987-91

Sandy Berry	1978-81
Thea Bertola	1976-77
Lindsey Biggs	2006-10
Kelly Bradley	1977-79
Noreen Brennan	1981-85
Eleanor Brentnall	2006-07
Taiqua Brittingham	1981-85
Latisia Brown	1988-92
Stacy Brown	1993-96
Peg Bunger	1976-79
Kristin Burke	1996-97
Kelley Burrier	1992-93
Amy Byrne	1986-90
Stephanie Carter	1991-95
Dawn Chriss	2002-06
Brittany Cook	2004-08
Kirby Copeland	2003-07
Maureen Corrigan	1980-82
Sonya Dalton	1979-80
Nikki Davis	2008-
Renee Dennis	1983-87
Nare Diawara	2003-07
Angela Donnell	1991-95
Maureen Donovan	1983-87
Kelly Drinka	1996-99
Utahya Drye	2006-10
Rayna DuBose	2001-05
Tammie Edwards	1979-83
Alyssa Fenyn	2009-
Megan Finnerty	2002-06
Brandy Fowler	2002-04

Judy Fowler	1991-93
Jeni Garber	1988-91
Karen Garbis	1976-79
Kerri Gardin	2002-06
Terri Garland	1992-95
Erin Gibson	2001-05
Mary Gilligan	1979-80
Brittany Gordon	2007-
Angie Gray	1992-95
Shani Grey	2007-2010
Stephanie Green	1985-89
Lisa Griffith	1989-93
Lisa Guarneri	2000-02
Porchia Hadley	2009-
Amber Hall	2005-09
Cathy Hall	1976-78
Lisa Haney	1984-88
Kathy Hanover	1979-83
Shanel Harrison	2008-
Laura Haskins	2005-09
Sarah Hicks	1998-02
Sarah Hillyer	1989-90
Michelle (Hollister) Houseright	1995-96, 98-99
Meg Hunter	1997-98
Donna Hylton	1976-79
Roshana Jackson	2004-06
Shavena Jamerson	1987-91
Nicole Jones	1999-02
Cyndi Justice	1987-91
Denise Kayajian	1986-88

Angie Kelly	1982-86
Gail Kelly	1976-78
Ieva Kublina	2000-04
A.J. Lemaitre	2005-08
Brittany Lewis	2008-09
Pauline Landes	1978-81
Cynthia Lee	1992-95
Robin Lee	1981-85
Lisa Leftwich	1991-95
Missy Lemons	1997-00
Amy Lingenfelder	2001-02
Emily Lipton	1999-03
Lakeisha Logan	2006-10
Sue Logsdon	1990-94
Renee Maitland	1995-98
Christie Marrone	2004-05
Carrie Mason	2002-06
Candy Michel	1988-90
Tracy Miller	1980-85
Barb Morris	1976-78
Suzanne Mott	1984-88
Vionca Murray	2006-07
Sandra Nichols	1981-83
Lynette Nolley	1995-98
Katie O'Connor	1996-99
Christi Osborne	1991-95
Jamie Osborne	1985-88
Mollie Owings	1999-02
Susan Pellicoro	1980-84
Fran Pfister	1981-83
Lisa Price	1977-80

Fran Recchia .....	2001-05
Abby Redick.....	2009-
Jenny Root .....	1991-95
Caroline Sadler .....	1979-81
Missy Sallade .....	1986-90
Wendy Sanders .....	1986-88
Erica Scott.....	1989-91
Joely Scott .....	1989-92
Kim Seaver .....	1996-00
Davina Simmons .....	2000-04
Benita Smith.....	1985-89
Dayna Sonovick .....	1987-92
Sis Spriggs.....	1978-81
Chrystal Starling .....	1999-03
Debbie Stovall.....	1977-78
Christina Strother .....	1999-01
Debbie Thomas .....	1976-77
Phyllis Tonkin.....	1988-92
Joyce Waddy .....	1983-87
Linda Walther.....	1976-78
Susan Walvius .....	1982-86
Dana Walvius.....	1986-90
Amy Wetzel.....	1998-01
Julie Williams.....	1979-81
Katrina Williams.....	1999-00
Tere Williams.....	1998-01
Aerial Wilson.....	2009-
Lisa Witherspoon .....	1996-99



*Renee Dennis, Tech's career scoring leader, had her number retired in 1987*

## TECH SPORTS HALL OF FAME

### LISA WITHERSPOON MOST RECENT TO ENTER HALL OF FAME IN 2009

Renee Dennis, Amy Byrne, Robin Lee, Christi Osborne, Jenny Root and Lisa Witherspoon are the six women's basketball players selected to the Virginia Tech Sports Hall of Fame.

- **Renee Dennis** is Tech's all-time leading scorer (1,791) and was inducted in 1997.

- **Amy Byrne** holds the record for most points in a season (561) and was enshrined in 2001.

- **Robin Lee** is 11th on the all-time scoring list and was inducted into the Hall of Fame on Nov. 25, 2005.

- **Christi Osborne** was inducted in 2006 after an outstanding career which saw her score 1,500 career points.

- **Jenny Root** became the fifth women's basketball inductee on Sept. 25, 2007. Root is fourth on the career scoring list with 1,582.

- **Lisa Witherspoon** is the latest women's basketball player to be honored. "Spoon" is the Hokies' all-time assists leader with 635 and was enshrined on Nov. 20, 2009.



*Renee Dennis*



*Amy Byrne*



*Robin Lee*




*Christi Osborne*



*Jenny Root*



*Lisa Witherspoon*



Tere Williams



Ieva Kublina

# HONOR ROLL

## COSIDA ACADEMIC ALL-AMERICAN

Christi Osborne	first team, 1995
	second team, 1994
Brittany Cook	third team, 2008
Laura Haskins	third team, 2009

## COSIDA DISTRICT III ACADEMIC ALL-AMERICAN

Amy Byrne	1989
Christi Osborne	1993, 1994, 1995
Maria Albertsson	1998, 1999
Amy Wetzel	1999, 2000
Sarah Hicks	2002
Erin Gibson	2004, 2005
Ieva Kublina	2004
Carrie Mason	2005, 2006
Brittany Cook	2008
Laura Haskins	2008, 2009

## RAWLINGS SCHOLARSHIP AWARD

Christi Osborne 1995

## ASSOCIATED PRESS ALL-AMERICAN

Tere Williams	honorable mention, 1999
Lisa Witherspoon	honorable mention, 1999

## KODAK ALL-AMERICAN

Jenny Root honorable mention, 1995

## WOMENSCOLLEGEHOOPS.COM ALL-AMERICAN FRESHMAN

Carrie Mason honorable mention, 2003

## WOMEN'S BASKETBALL NEWS SERVICE FRESHMAN ALL-AMERICAN

Tere Williams third team, 1998

## ATLANTIC COAST CONFERENCE HONORS

*Virginia Tech became a member of the ACC in 2004*

## ALL-ACC

Kerri Gardin	honorable mention, 2005
Kerri Gardin	third team, 2006
Kirby Copeland	honorable mention, 2007
Brittany Cook	second team, 2008
Utahya Drye	honorable mention, 2009

## ACC ALL-FRESHMAN TEAM

Andrea Barbour 2008

## BIG EAST CONFERENCE HONORS

*Virginia Tech was a member of the BIG EAST from 2000-2004*

## BIG EAST MOST IMPROVED PLAYER


Ieva Kublina 2002

## ALL-BIG EAST CONFERENCE


Ieva Kublina	first team, 2003
	second team, 2004
	second team, 2002
Sarah Hicks	third team, 2002
Tere Williams	second team, 2001

## BIG EAST ALL-ROOKIE TEAM

Carrie Mason 2003



Lisa Witherspoon



Jenny Root

## ATLANTIC 10 CONFERENCE HONORS

*Virginia Tech was a member of the Atlantic 10 from 1995-2000*

### ATLANTIC 10 DEFENSIVE PLAYER OF THE YEAR

Lisa Witherspoon	1999
Amy Wetzel	2000

### ATLANTIC 10 MOST IMPROVED PLAYER

Reneé Maitland	1997
Katie O'Connor	1999

### ATLANTIC 10 SIXTH PLAYER OF THE YEAR

Michelle (Hollister) Houseright	1999
---------------------------------	------

### ATLANTIC 10 CO-ROOKIE OF THE YEAR

Tere Williams	1998
---------------	------

### ALL-ATLANTIC 10 CONFERENCE

Michelle (Hollister) Houseright	second team, 1996
Chrystal Starling	third team, 2000
Tere Williams	first team, 2000
	first team, 1999
	second team, 1998
Amy Wetzel	second team, 2000
	second team, 1999
Lisa Witherspoon	second team, 1999

### ATLANTIC 10 ALL-CHAMPIONSHIP TEAM

Michelle (Hollister) Houseright	1998
Tere Williams	1998
Amy Wetzel	1999

### ATLANTIC 10 ALL-ROOKIE TEAM

Katie O'Connor	1996
Kim Seaver	1997

Tere Williams	1998
Nicole Jones	1999
Chrystal Starling	2000

## METRO CONFERENCE HONORS

*Virginia Tech was a member of the Metro from 1981 to 1995*

### METRO CONFERENCE PLAYER OF THE YEAR

Jenny Root	1995
------------	------

### ALL-METRO CONFERENCE

Taiqua Brittingham	first team, 1984
Renee Dennis	first team, 1986, 87
Susan Walvius	first team, 1986
Angie Kelly	second team, 1986
Maureen Donovan	second team, 1987
Michelle Bain	second team, 1988
Amy Byrne	first team, 1980
	second team, 1989
Missy Sallade	second team, 1989, 90
Jeni Garber	second team, 1991
Lisa Griffith	second team, 1992
Christi Osborne	second team, 1993, 94, 95
Jenny Root	first team, 1994, 95
	second team, 1993

### METRO CONFERENCE ALL-TOURNAMENT

Taiqua Brittingham	1984
Renee Dennis	1987
Jeni Garber	1989
Sue Logsdon	1994
Christi Osborne	1992, 93, 94 (MVP)

### METRO CONFERENCE ALL-ROOKIE TEAM

Jeni Garber	1989
Sue Logsdon	1991
Christi Osborne	1992

# VIRGINIA TECH ALUMNI

Virginia Tech is a public institution with a world-renowned reputation in high-technology fields, such as engineering, architecture and the sciences. The university teaches more than 28,000 students, including 1,500 international students representing 110 countries. Virginia Tech offers more than 70 undergraduate and nearly 150 master's and doctoral degree programs taught by nationally and internationally recognized scholars.

Many Virginia Tech women's basketball players have gone on to have successful careers with both large and small companies. The following are just a few examples of the success obtained by Virginia Tech women's basketball alumni. These former players demonstrate on a daily basis the results of Tech's commitment to excellence for all student-athletes.

Former Player	Class	Occupation
Britney Anderson	2007	Recruiter for M.C. Dean
Jackie Ansley	1985	Sports Performance Specialist
Cathy Hall Arocho	1979	VP of Finance, IT consulting firm
Stephanie Green Ballein	1989	Director of Student-Athlete Support Services/ SWA, Radford University
Reneé Maitland Banks	1998	Process Engineer, GGB Manufacturing Company
Thea Bertola	1977	Guidance Counselor, Monticello (Va.) HS/ Co-owner, Blue Ridge Property Management
Lindsey Biggs	2010	Professional basketball player in Holland
Michelle Bain Brink	1988	Marketing Manager, NIKE women's footwear
Anita Brockett	1976	Varsity Basketball Coach, Crozet, Va.
Stacy Brown Rosser	1997	Social Worker in Children's Developmental Services Agency
Dawn Chriss	2006	Professional basketball player, France
Brittany Cook	2009	First year medical student, Edward Via Virginia College of Osteopathic Medicine
Kirby Copeland	2007	Professional basketball player, France
Betty Glover Cornwell	1974	Accountant, James Madison Bookstore
Allison Craig	1992	Adjunct English Professor, SUNY-Albany
Nare Diawara	2007	Professional basketball player, France
Kelly Drinka	1999	FedEx Courier
Angela Donnell	1995	Mental Health Social Worker
Maureen Donovan	1987	Global Marketing Manager, Southco, Inc.
Amy Wetzel Doolan	2001	Licensed Family Medicine Physician
Kathy Duncan	1980	Fine Arts Supervisor, Montgomery County Schools
Julie Easter	1981	Part-time sales
Angie Gray Edwards	1995	Brand Manager, Scotts Miracle-Gro Company
Amy Byrne Feathers	1990	Freelance Architect
Mary Beth Bergmann Fischer	1991	Homemaker
Megan Finnerty	2007	Sales representative, Coca-Cola
Helena Flannagan	1979	Maintenance manager/scheduler
Judy Fowler	1994	Physical Education Specialist, Colfax (NC) Elementary
Jeni Garber	1991	Assistant Coach, Bradley University
Kerri Gardin	2006	Professional basketball player, Spain - WNBA Conn. Sun
Terri Garland	1996	Fire Fighter, Charlotte, N.C.
Erin Gibson	2005	Physical Therapist
Lisa Griffith	1993	Elementary School Physical Education Instructor
Lisa Guarneri	2002	Co-owner Calvary Consulting
Amber Hall	2009	University of Florida Law Student
Lisa Haney	1988	Math Instructor, Monticello High School
Kathy Hanover	1983	Elementary School Physical Education Instructor
Lisa Witherspoon Hansen	1999	Asst. professor, Univ. of South Florida/Director of USF Active Gaming Research Laboratories
Laura Haskins	2009	University of Virginia Law Student
Sarah Hicks	2002	Personal Fitness Trainer
Michelle Hollister Houseright	1999	Senior Neuroscience Sales Specialist, Eli Lilly Pharmaceuticals
Roshana Jackson	2006	UPS employee
Shavena Jamierson	1991	Military Warrant Officer/Real Estate broker
Nicole Jones	2002	Real Estate Sales Marketing Manager
Chris Johnson	1997	Dir. of Marketing and Technology, Pegasus Assoc. Lighting
Pamela Johnson	1985	Department Manager, Lowe's
Cyndi Justice	1991	Asst. Basketball & Volleyball Coach, Bridgewater College
Dana Walvius Karr	1990	Parish nurse and home school mom,
Angie Kelly	1986	Special Education Teacher/Coach, Heritage (Va.) High School
Sharon Kelly	1974	Retired FBI Special Agent
Ieva Kublina	2004	Professional basketball player, Russia
Pauline Landes	1981	Director of Child Care, Douglas County (Colo.) School District



*Former Hokies are introduced each year at a basketball game during Alumni Weekend.*





Robin Lee	1985	Clinical Director for a non-profit agency
Lisa Leftwich	1995	Residential Property Management
A.J. Lemaitre	2009	Master's Candidate in business administration, Virginia Tech
Missy Lemons	2000	Doctor of Physical Therapy at a private practice
Emily Lipton	2003	Pharmaceuticals Sales Representative
Sue Logsdon	1994	Compliance Coordinator for the Institutional Review Board, University of Nebraska Medical Center
Carrie Mason Melat	2006	Accountant, Joy Mining Machinery, Franklin, Pa.
Candy Michel	1990	Business Systems Analyst, Bull Moose Tube Company/ Third year law student, St. Louis University
Jamie Osborne Little	1988	Homemaker
Suzanne Mott	1988	Special Education Instructor, Queensbury (N.Y.) High School
Katie O'Connor	1999	Assistant Basketball Coach, Kansas
Sandy Collins Odend'hal	1982	Homemaker
Noreen Brennan Pecsok	1985	Division III Basketball Coach, Middlebury College
Jenny Root Price	1995	Homemaker
Julie Pruitt	1995	Nurtur On-line Education Program Coordinator, Duke University School of Medicine
Fran Recchia	2005	Assistant Women's basketball coach, Radford University
Kim Seaver Robbins	2000	Fourth grade teacher
Stacy Rosser	1997	Social Worker
Eileen Roche	1982	Assistant Athletic Director of Operations, Stanford women's basketball
Joely Scott	1992	Pursuing Law Degree/Freelance Graphics Design Illustrator
Cindy Smith		Rental Property Manager, Charlottesville, Va.
Taiqua Brittingham Stewart	1985	Financial Analyst
Suzy Stone	1986	Realtor
Kim Albany Sutlive	1982	Part-time K-8 PE instructor
Kristin Burke Thompson	1995	Naval officer - Fighter pilot
Lynette Nolley Vest	1998	Special Education teacher/basketball coach, Floyd County (Va.) HS
Christi Osborne Vest	1995	Homemaker
Joyce Waddy	1987	Senior Corrections Officer, Va. Department of Corrections
Valerie (Mimi) Walters	1980	Teacher and Coach, Bryn Mawr School



**THE HOKIES STAYED IN THE NEW YORK, NEW YORK RESORT IN LAS VEGAS DURING THE 2004 DUEL IN THE DESERT TOURNEY.**



**THE CATHEDRAL DE NOTRE DAME IN PARIS, WAS ONE OF TECH'S STOPS ON ITS 2000 VISIT TO EUROPE.**



**THE HOKIES SURFED THE WAVES ON THE BEAUTIFUL BEACHES OF CANCUN, MEXICO IN 2005.**



**THE HOKIES TRULY ENJOYED THEMSELVES DURING THE 2004 TRIP TO AUSTRALIA**



# WORLD-WIDE HOKIES



The Hokies visited the set of the Today Show in 2009 while in New York City for a tournament. (above)

In May of 2008, the Hokies visited some of the most historic structures in the world during a tour of Italy and Greece.



WOMEN'S BASKETBALL	WOMEN'S BASKETBALL	WOMEN'S BASKETBALL	WOMEN'S BASKETBALL	WOMEN'S BASKETBALL	WOMEN'S BASKETBALL	WOMEN'S BASKETBALL	WOMEN'S BASKETBALL
1994	1994	1995	1995	1998	1998	1999	1999
WOMEN'S BASKETBALL	WOMEN'S BASKETBALL	WOMEN'S BASKETBALL	WOMEN'S BASKETBALL	WOMEN'S BASKETBALL	WOMEN'S BASKETBALL	WOMEN'S BASKETBALL	WOMEN'S BASKETBALL
2000	2001	2002	2004	2005	2006	2007	



SHANEL HARRISON

PORSCHIA HADLEY

ALYSSA FENYN

