

# VIRGINIA TECH

2009-2010 WOMEN'S BASKETBALL







# A NEW ERA OF VIRGINIA TECH BASKETBALL

*"With practice courts, locker and video rooms, strength and conditioning facilities, and a training room, our new basketball practice facility is the nation's finest, for the sole purpose of training our basketball teams." - Head Coach Beth Dunkenberger*



# "OUR GOAL IS TO CLIMB UP LADDERS AND CUT DOWN NETS."

- HEAD COACH  
**BETH DUNKENBERGER**

## 2009-10 Schedule

Nov. 2	LENOIR-RHYNE (Exh.)	7 p.m.
13	LONGWOOD	7:30 p.m.
16	at Virginia Commonwealth	7 p.m.
19	GEORGE MASON	7 p.m.
22	at James Madison	2 p.m.
25	at Radford	5 p.m.
28	Elon	TBA
Dec. 3	MICHIGAN (Big Ten/ACC Challenge)	7 p.m.
6	NORTH CAROLINA CENTRAL	1 p.m.
9	MOUNT ST. MARY'S	5:30 p.m.

### St. John's Holiday Invitational

19	vs. Alabama-Birmingham	3 p.m.
20	vs. St. John's/Texas-Arlington	TBA

### HILTON GARDEN CLASSIC


29	Charlotte vs. Central Conn. St. NJIT @ Virginia Tech	5 p.m. 7 p.m.
30	Charlotte/Central Conn. St. vs. NJIT Charlotte/Central Conn. St. @Virginia Tech	5 p.m. 7 p.m.

Jan. 3	MARYLAND-BALTIMORE COUNTY	2 p.m.
7	at Wake Forest*	7 p.m.
14	NORTH CAROLINA*	7 p.m.
18	VIRGINIA* (RSN)	5 p.m.
21	at Duke*	7 p.m.
24	at Miami*	2 p.m.
28	MARYLAND*	7 p.m.
31	at Georgia Tech*	2 p.m.
Feb. 5	WAKE FOREST* (RSN)	6:30 p.m.
7	at NC State* (RSN)	4 p.m.
11	SAVANNAH STATE	7 p.m.
14	DUKE*	2 p.m.
18	at Florida State*	7 p.m.
21	BOSTON COLLEGE*	2 p.m.
25	CLEMSON*	7 p.m.
28	at Virginia*	1 p.m.
Mar.4-7	33rd Annual ACC Tournament	TBA

Home games in CAPS - \* indicates ACC games - All times eastern  
- Dates and times subject to change - RSN - Fox Sports Net South,  
ComCast Sports Net, SunSports, New England Sports Network

## Quick Facts

**Name of School:** Virginia Tech  
**City/Zip:** Blacksburg, VA 24061  
**Founded:** 1872  
**Enrollment:** 30,000  
**Nickname:** Hokies  
**Mascot:** The HokieBird  
**School Colors:** Chicago Maroon (PMS 202) and  
Burnt Orange (PMS 158)  
**Arena/Gym Name:** Cassell Coliseum  
**Capacity:** 9,847  
**Affiliation:** NCAA Division I  
**Conference:** ACC  
**President:** Dr. Charles Steger  
**Athletics Director:** Jim Weaver



## By the Way, What Is a Hokie?

That's the most often-asked question in Virginia Tech athletics. The answer leads all the way back to 1896 when Virginia Agricultural and Mechanical College changed its name to Virginia Polytechnic Institute. With the change came the necessity for writing a new cheer and a contest for such a purpose was held by the student body. Senior O.M. Stull won first prize for his "Hokie" yell, which still is used today. Later, when asked if "Hokie" had any special meaning, Stull explained the word was solely the product of his imagination and was used only as an attention-getter for his yell. It soon became a nickname for all Tech teams and for those people loyal to Tech athletics. The official school colors - Chicago maroon and burnt orange - also were introduced in 1896. They were chosen because they made a "unique combination" not worn elsewhere at the time.







*Beth Dunkenberger and the Hokies receive a great deal of media attention in the prestigious Atlantic Coast Conference.*

The 2009-2010 Virginia Tech women's basketball guide has been designed to aid the media in its coverage of Hokie basketball. Additional information, news releases and photographs are available to accredited members of the media. All requests should be directed to the Athletics Communications Office. Please contact us by writing to the Virginia Tech Athletics Communications, 460 Jamerson Athletic Center, Blacksburg, VA 24061. If you would like to call, please phone (540) 231-6726. The Athletics Communications fax number is (540) 231-6984.

## PRESS CREDENTIALS

Requests for press credentials are screened with care to ensure a working press row. Children and other non-workers are not allowed in compliance with the working code of The Basketball Writers Association of America. Credentials will be granted to Virginia Tech's official Web site, the visiting team's official Web site and the Atlantic Coast Conference's official Web site.

Requests for media credentials should be made in writing on appropriate letterhead at least one week prior to the game. Requests should be directed to Torye Hurst. You are urged to submit your request as early as possible. A reminder – no cheering is allowed in the working press area or on press row.

## BROADCAST SERVICE

Radio space for broadcasts of women's basketball games is located on press row at courtside across from the team benches. Lines are available on a reciprocal basis. Please contact the Virginia Tech Athletics Communications Office as your local contact for broadcast location at Cassell Coliseum.

## MEDIA SERVICES

A flip card, game notes, updated statistics and media guides will be available before the game. Complete NCAA statistics will be available as soon as possible after the game, and will be distributed at halftime.

## INTERVIEWS

All Virginia Tech players and coaches will be available throughout the season for interviews. All interviews with coach Beth Dunkenberger and players must be arranged through the Athletics Communications Office.

## POSTGAME POLICY

Coach Beth Dunkenberger and players will be available to the media after each home game. After a 10-minute cooling-off period, coach Dunkenberger and requested players will speak to the media in Room 207 in Cassell Coliseum.

## LISTENING TO THE HOKIES

For the 13th straight year, the Hokies will have a commercial radio package. All Virginia Tech women's basketball games can be heard throughout the Blacksburg-Christiansburg-Radford market on SuperSports (101.7 FM). Jerry Massey will handle the play-by-play duties in his fifth season with the team. Webcasts of all women's basketball games can be heard by accessing Tech's official Web site - [www.hokiesports.com](http://www.hokiesports.com).

## ACC ON THE WEB

The Atlantic Coast Conference official Web site can be accessed on the Internet by visiting [www.theacc.com](http://www.theacc.com).

Information is updated with new material daily. Links to each of the ACC schools' official athletic Web sites are also located on this site.

TheACC.com will have an updated basketball release each afternoon following the day of a game. The ACC Player and Rookie of the Week will be posted on Monday afternoons.

## COACHES' TELECONFERENCE

The ACC women's basketball coaches teleconference will take place on Tuesday, March 2, 2010, the week of the ACC Championship. The teleconference will start at 10 a.m., and each coach will have approximately 10 minutes to make an opening statement and answer questions. There will be an instant replay of the teleconference on the conference Web site, [www.theACC.com](http://www.theACC.com). The media telephone number is (913) 312-6672.

Mike Petersen, Wake Forest	10:00
Beth Dunkenberger, Virginia Tech	10:10
Debbie Ryan, Virginia	10:20
Kellie Harper, NC State	10:30
Sylvia Hatchell, North Carolina	10:40
Katie Meier, Miami	10:50
Brenda Frese, Maryland	11:00
MaChelle Joseph, Georgia Tech	11:10
Sue Semrau, Florida State	11:20
Joanne McCallie, Duke	11:30
Cristy McKinney, Clemson	11:40
Sylvia Crawley, Boston College	11:50

## TECH WEB SITE

Notes, releases, statistics and other pertinent information is available on Tech's official athletics department Web site - [www.hokiesports.com](http://www.hokiesports.com).

## THE BETH DUNKENBERGER SHOW

The Beth Dunkenberger Show returns for its fourth season on Tuesday, Jan. 5. The program, featuring players along with head coach Beth Dunkenberger, will once again be broadcast on SuperSports (101.7 FM), the flagship station for Virginia Tech women's basketball. The show, hosted by Jerry Massey, will be broadcast live at PK's Restaurant in downtown Blacksburg. Each program may also be heard on [hokiesports.com](http://hokiesports.com).

## HISTORY

First Year Of Basketball: 1976-77

All-Time Record: 535-419

Appearances in NCAA Tournament/Last: 9/2006

All-Time NCAA Record: 8-9

Last NCAA Tournament Opponent: Connecticut

Result: 79-56 loss in Second Round

Appearances in WNIT Tournament/Last: 3/2007

All-Time WNIT Record: 5-3

Last WNIT Tournament Opponent: Auburn

Result: 81-73 loss in Sweet 16

## COACHING STAFF

Head Coach: Beth Dunkenberger

Alma Mater, Year: Randolph-Macon, '88

Record at School (years): 84-70 (5)

Career Record (years): 149-120 (10)

Basketball Office Phone: (540) 231-4998

Best Time/Day to Reach Coach: Through ACD

Assistant Coaches:

Shellie Greenman (Emory & Henry, '88)

Stacy Cantley (UNC Wilmington, '99)

Angela Crosby (Appalachian State, '95)

Director of Basketball Operations

Jill Jameson (Northern Iowa, '92)

Graduate Assistant:

Ollin Dunford (Mars Hill, '08)

Athletic Trainer:

Amy Miller (Charleston, '98)

## ATHLETICS COMMUNICATIONS

Women's Basketball Contact: Torye Hurst

Office Phone: (540) 231-8823

SID Fax: (540) 231-6984

Home Phone: (540) 998-5907

Cell Phone: (540) 998-5907

E-mail Address: [tohurst@vt.edu](mailto:tohurst@vt.edu)

Asst. AD for Athletics Communications: Dave Smith

Associate Directors: Bill Dyer, Bryan Johnston

Assistant Director: Matt Kovach

Interns: Kevin Hunt, Sarah Hurd, Rachel Perreault

Press Row Phone: (540) 231-3048

Athletics Department Phone: (540) 231-6796

Athletics Ticket Office: (540) 231-6731

Athletics Communications Mailing Address:

460 Jamerson Athletic Center;

Blacksburg, VA 24061

## MEDIA INFORMATION

Radio Station: SuperSports 101.7 FM

Contact/Play-by-Play Announcer: Jerry Massey

Phone: (540) 287-7158

[jmassey@ispsports.com](mailto:jmassey@ispsports.com)

Athletic Website: [hokiesports.com](http://hokiesports.com)



# 2009-2010 Media Guide Table of Contents

Media Information/Quick Facts .....	2
Table of Contents .....	3

## VIRGINIA TECH WOMEN'S BASKETBALL

Virginia Tech and the ACC.....	6-7
Practice Facility.....	8-13
Postseason Regulars .....	14-15
World Travelers .....	16-17
Home Court Advantage .....	18-19
Cassell Coliseum .....	20-21
The Tech Locker Room .....	22-23

## 2009-10 OUTLOOK

2009-10 Outlook.....	26-33
2009-10 Schedule .....	27
Guards.....	28-29
Forwards.....	30
Posts .....	31
2009-10 Roster/TV Chart.....	33

## THIS IS VIRGINIA TECH

The University .....	36-37
Facts & Figures .....	38
University President Dr. Charles W. Steger .....	39
Campus Landmarks .....	40-41
Athletics Department Directory .....	42-43
Director of Athletics Jim Weaver.....	44
Building Boom .....	45
The Hokies' Athletic Complex .....	46-47
A Success Story .....	48-49
Blacksburg, Virginia .....	50-51

## SUPPORT SERVICES

Academic Support Services .....	54-57
Computer Services .....	57
Student Life Office .....	58-59
Strength & Conditioning .....	60-61
Sport Psychology .....	62
Sports Nutrition .....	63
Sports Medicine .....	64-65
hokiesports.com .....	66
Inside Hokiesports .....	67
Athletic Fund/Hardwood Club.....	68
Spreading the News.....	69

## THE COACHING STAFF

Coach Beth Dunkenberger.....	72-73
A Talk with Beth .....	74-75
Dunkenberger's Records vs. All Opponents.....	75
Assistant Coach Shellie Greenman .....	76
Assistant Coach Stacy Cantley .....	77
Assistant Coach Angela Crosby .....	78
Dir. of Basketball Operations Jill Jameson .....	79
Women's Basketball Support Personnel .....	80
Nike Advertisement .....	81

## MEDIA GUIDE CREDITS

The 2009-10 Virginia Tech Women's Basketball Media Guide was written by associate director Torye Hurst and edited by Hurst, interns Kevin Hunt, Sarah Hurd and Rachel Perreault. Layout and design by Allison Jarnagin. Photographs supplied by photography coordinator and designer Dave Knachel, Woody Veasey, Damian Salas and opponents' SID offices. Printing by Southern Printing Co., of Blacksburg, Va.

## MEET THE HOKIES

Lindsay Biggs .....	84-85
Utahya Drye .....	86-87
Lakeisha Logan.....	88-89
A.J. Lemaitre .....	86-87
Elizabeth Basham.....	90-91
Nikki Davis.....	92-93
Brittany Gordon .....	94-95
Shani Grey .....	96-97
Shanel Harrison .....	98-99
Taylor Ayers .....	100
Alyssa Fenyn .....	101
Porschia Hadley .....	102
Abby Redick.....	103
Aerial Wilson .....	104
Hokies by class .....	105

## 2008-09 SEASON IN REVIEW

2008-09 Review.....	108-111
2008-09 Results.....	111
2008-09 Statistics.....	112
Regular Season Recaps.....	113-123
ACC Tournament Recap .....	123

## THE ACC AND 2009-10 OPPONENTS

The Atlantic Coast Conference .....	126-127
ACC Tournament.....	128
Commissioner John Swofford.....	129
Longwood/VCU/George Mason/James Madison .....	130
Radford/Elon/Michigan/NC Central .....	131
Mt. St. Mary's/UAB/Texas-Arlington/St. John's.....	132
Central Conn. St./Charlotte/NJIT/UMBC.....	133
Wake Forest/North Carolina/Virginia/Duke .....	134
Miami/Maryland/Georgia Tech/NC State .....	135
Savannah St./Florida State/Boston College/Clemson.....	136
Travel Plans.....	137
All-Time Series .....	138
Year-by-Year vs. '09-'10 opponents.....	139

## HISTORY & RECORDS

Hokie Hoops History.....	142-143
Postseason Appearances.....	144-145
Wins Over Ranked Opponents .....	146-147
Milestone Wins .....	148
Conference Affiliation History .....	149
Individual Records .....	150-151
Team Records .....	152-153
Miscellaneous Records .....	153
Single-Game Highs .....	154
Records by Class .....	155
Year-by-Year Leaders.....	156-157
Top Ten Performances .....	158-159
The 1,000-Point Club .....	160-162
Cassell Coliseum Records .....	163
Year-by-Year Results .....	164-167
Hilton Garden Classic Results/Records.....	168-169
All-Time Letterwinners/Hall of Fame .....	170-171
Honor Roll .....	172-173
Virginia Tech Alumni .....	174-175

*Virginia Tech does not discriminate against employees, students, or applicants on the basis of race, gender, disability, age, veteran status, national origin, sexual orientation, or political affiliation. Anyone having questions concerning discrimination should contact the Office for Equal Opportunity, 336 Burruss Hall, Blacksburg, VA, 24061-0216 or (540) 231-7500.*

## 2009-10 Outlook

## Virginia Tech

## Support Services

## Meet the Coaches

## Meet the Hokies

## 2008-09 Review

## ACC & Opponents



## History & Records



# WE ARE ... VIRGINIA TECH



Kerri Gardin (2002-06) became the first Virginia Tech player to participate in the WNBA regular season in 2008. Nare Diawara (2003-07, Mali) and Ieva Kublina (2000-04, Latvia) were selected to their respective national teams for the 2008 Beijing Olympic Games.





# BASKETBALL





# VIRGINIA TECH & THE ACC



*The Atlantic Coast Conference is the most televised women's basketball league in the nation. The Hokies have made 33 television appearances since joining the ACC in 2004.*





# WOMEN'S HOOPS AT ITS BEST

The Virginia Tech women's basketball program has been built over the past decade on a sound foundation of success. The Hokies enter the 2009-10 campaign seeking an 11th postseason appearance in the last 14 years. This year's edition will be led by a solid senior class along with four juniors, one sophomore and five freshmen. Beth Dunkenberger guided an injury-depleted Hokie squad to a 12-18 record in her fifth season at the helm, as well as the program's fifth in the Atlantic Coast Conference. Dunkenberger was a Tech assistant during the Hokies' first two NCAA tournament appearances, in 1994 and 1995, before becoming an assistant at Florida, and later earning her first head coaching job at Western Carolina. She has been a successful recruiter as well, signing Tech's first *Parade* All-American, Tere Williams, and coaching five players at Florida and one at Tech (Kerri Gardin) who later played in the WNBA.

The ACC became the fourth conference affiliation for Tech following stints in the Metro, Atlantic-10 and BIG EAST conferences. The Hokies tied for 10th in the ACC with a 2-12 league record last year in the toughest conference in the nation. Tech's schedule was again one of the most difficult in the nation last season. The Hokies faced NCAA Elite Eight participant Maryland and played a total of eight NCAA tournament teams (Duke, Florida State, Georgia Tech, Liberty, North Carolina, Vanderbilt, Virginia) along with five WNIT participants (Boston College, James Madison, Southern Methodist, Wake Forest, Wisconsin). Tech's opponents had a .550 winning percentage and 13 of the Hokies' 26 opponents advanced to postseason play. Last season, 11 opponents won 20 or more games, with 14 posting winning records.

The 2009-10 schedule will be another challenging one, as the Hokies face 2009 Elite Eight participant Maryland along with eight other teams (Charlotte, Duke, Florida State, Georgia Tech, Liberty, North Carolina, Virginia, Virginia Commonwealth) that made the 2009 NCAA Tournament field and five (Boston College, James Madison, St. John's, Texas-Arlington, Wake Forest) that participated in the WNIT. In addition, the schedule includes five teams (#5 Maryland, #14 Duke, #17 North Carolina, #18 Florida State and #24 Virginia) that ended the year in the ESPN/USA Today Top 25.

The Hokies will play Boston College, Clemson, Duke, Maryland, North Carolina, Virginia and Wake Forest at home. The conference away slate includes contests at Duke, Florida State, Georgia Tech, Miami, NC State and Wake Forest.

With an enthusiastic roster, an energetic coaching staff, a solid fan base and a tradition of success, the Hokies eagerly await another season under Coach Beth Dunkenberger in the Atlantic Coast Conference.



*Utahya Drye will lead the Hokies into their sixth ACC season.*



# HOME OF THE HOKIES

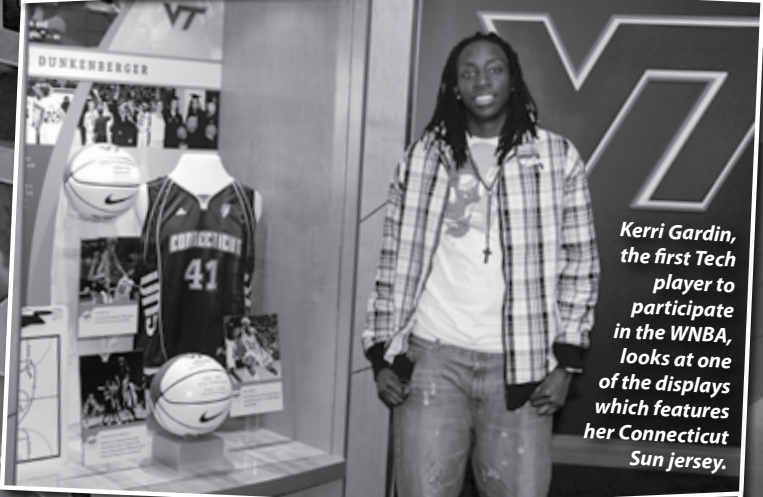


*The Hokies settled into their \$21 million, 49,000 square-foot practice facility in August, 2009.*





The entrances on both the first and second floors feature graphics of players, present and past, as well as memorabilia areas.

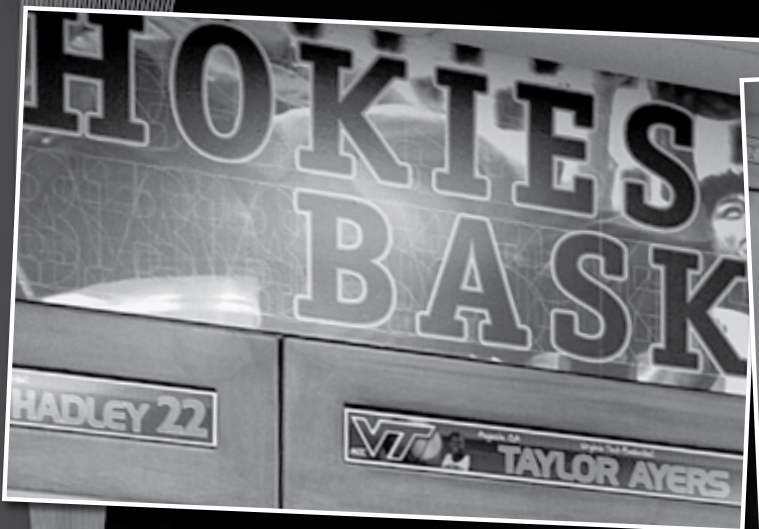


Kerri Gardin, the first Tech player to participate in the WNBA, looks at one of the displays which features her Connecticut Sun jersey.





# HOME OF THE HOKIES





*The spacious locker room includes vanities for each player with ample space for informal team meetings. Adjacent to the locker room is a video classroom and a large player lounge featuring computer stations and a large flat-screen television.*





# HOME OF THE HOKIES

ACCESS



SUCCESS


HEART

PERFORMANCE





The 4,000 square-foot strength and conditioning room includes the finest in weight training equipment while the sports medicine area provides athletes with the latest in sports injury prevention and care treatment.





# POSTSEASON REGULARS

## Virginia Tech In Postseason Play

### NCAA Tournament

Year	Seed	Region	Qualified	Round	Opponent	Results	Location
1994	8	East	Metro Tournament Champs	1st	Auburn	L 51-60	Blacksburg, Va.
1995	8	East	At-large bid	1st	St. Joseph's	W 62-52	Storrs, Conn.
				2nd	Connecticut	L 45-91	Storrs, Conn.
1998	11	West	Atlantic 10 Tournament Champs	1st	Wisconsin	W 75-64	Gainesville, Fla.
				2nd	Florida	L 57-89	Gainesville, Fla.
1999	4	East	At-large bid	1st	Saint Peter's	W 73-48	Blacksburg, Va.
				2nd	Auburn	W 76-61	Blacksburg, Va.
				Regional	Tennessee	L 68-52	Greensboro, N.C.
2001	7	Mideast	At-large bid	1st	Denver	W 77-57	Lubbock, Texas
				2nd	Texas Tech	L 52-73	Lubbock, Texas
2003	7	East	At-large bid	1st	Georgia Tech	W 61-59	West Lafayette, Ind.
				2nd	Purdue	L 62-80	West Lafayette, Ind.
2004	8	East	At-large bid	1st	Iowa	W 89-76	Blacksburg, Va.
				2nd	Penn State	L 48-61	Blacksburg, Va.
2005	12	College Park, Md.	At-large bid	1st	DePaul	L 78-79	College Park, Md.
2006	7	University Park, Pa.	At-large bid	1st	Missouri	W 82-51	University Park, Pa.
				2nd	Connecticut	L 56-79	University Park, Pa.

### WNIT

Year	Seed	Region	Qualified	Round	Opponent	Results	Location
2000	-	-		1st	Georgia State	W 80-58	Blacksburg, Va.
				Sweet 16	Maryland	L 60-68 (OT)	Blacksburg, Va.
2002	-	-		1st	UNC Greensboro	W 51-45	Blacksburg, Va.
				2nd	George Washington	W 68-52	Blacksburg, Va.
				Quarterfinal	Vermont	W 76-48	Blacksburg, Va.
				Semifinal	Houston	L 72-77 (OT)	Blacksburg, Va.
2007	-	-		2nd	Western Carolina	W 74-64	Blacksburg, Va.
				Sweet 16	Auburn	L 73-81	Blacksburg, Va.



*The Hokies made their fourth consecutive NCAA appearance in 2006 at the University Park, Pa., Regional and posted their largest margin of victory in the NCAA Tournament with a 31-point win over Missouri.*





*Postseason appearances and large crowds are mainstays of the Virginia Tech women's basketball program. The Hokies have played in postseason tournaments 12 times in the past 16 years, including 10 of the last 12 seasons. Tech's greatest success came in 1999, when the Hokies went 28-3, including 15-0 at home. Tech hosted and won first- and second-round games against St. Peter's and Auburn to advance to the Sweet 16, played in Greensboro, N.C., where it lost to defending national champion Tennessee (above). The Hokies won their first round 2003 NCAA Tournament game over Georgia Tech at Purdue University (right) on this Carrie Mason runner in the final seconds. In 2004, Virginia Tech and Cassell Coliseum again served as the host for first- and second-round NCAA Tournament games (below).*



2004 NCAA BASKETBALL FIRST AND SECOND ROUNDS BLACKSBURG, VIRGINIA  
PURDUE STATE GYMNASIUM  
2004 NCAA BASKETBALL FIRST AND SECOND ROUNDS BLACKSBURG, VIRGINIA



# WORLD TRAVELERS

The Virginia Tech Women's Basketball Program Spans the Globe



## EUROPE • 2000

*In the summer of 2000, the Hokies enjoyed an 11-day journey in Europe. A highlight of the three-nation tour was a visit to Paris (above). Tech won all four games it played against competition from France and Switzerland.*



## BAHAMAS • 2007

*The Hokies traveled to the Bahamas in 2007 to participate in the Junkanoo Jam.*



## LAS VEGAS • 2004

*In 2004, Virginia Tech traveled across the country to fabulous Las Vegas, where the Hokies enjoyed their stay at the New York, New York Resort while winning the Duel in the Desert Tournament.*



## U.S. VIRGIN ISLANDS • 2003

*The Virginia Tech women's basketball team played in the Paradise Jam in the U.S. Virgin Islands (left) over the Thanksgiving holiday in 2003. On the six-day trip, the Hokies won the event, beating Iowa State and Mississippi State, as well as taking advantage of the beautiful Caribbean scenery and climate. The team members took a boat tour, snorkeled, rode jet-skis and spent plenty of time on the beach.*





## AUSTRALIA • 2004

*During the summer of 2004, the Hokies went "Down Under" for a 12-day excursion to Australia. Sydney Harbour and the Great Barrier Reef were among the many highlights of this once-in-a-lifetime trip.*

## CANCUN, MEXICO • 2005


*The Hokies spent five days in beautiful Cancun in 2005 where they won both games in the Caribbean Classic against Western Michigan and Texas Tech. Tech stayed at the world-class Adventura Spa resort.*



## GREECE/ITALY • 2008

*The Virginia Tech basketball team traveled to Greece and Italy where they visited some of the world's most famous landmarks during the 12-day tour.*





# HOME COURT ADVANTAGE







### Tech's Record In Cassell

Season	Record	87-88.....	4-7	99-00.....	10-6
76-77.....	4-3	88-89.....	10-2	00-01.....	12-3
77-78.....	4-6	89-90.....	8-5	01-02.....	15-2
78-79.....	7-7	90-91.....	8-5	02-03.....	13-1
79-80.....	8-6	91-92.....	5-5	03-04.....	13-3
80-81.....	7-1	92-93.....	13-1	04-05.....	10-3
81-82.....	8-5	93-94.....	13-1	05-06.....	9-4
82-83.....	7-1	94-95.....	11-2	06-07.....	10-7
83-84.....	9-4	95-96.....	9-5	07-08.....	11-6
84-85.....	9-4	96-97.....	5-8	08-09.....	9-7
85-86.....	10-4	97-98.....	10-3	<b>Total .....</b>	<b>310-130</b>
86-87.....	9-3	98-99.....	18-0		<i>(.705 overall)</i>

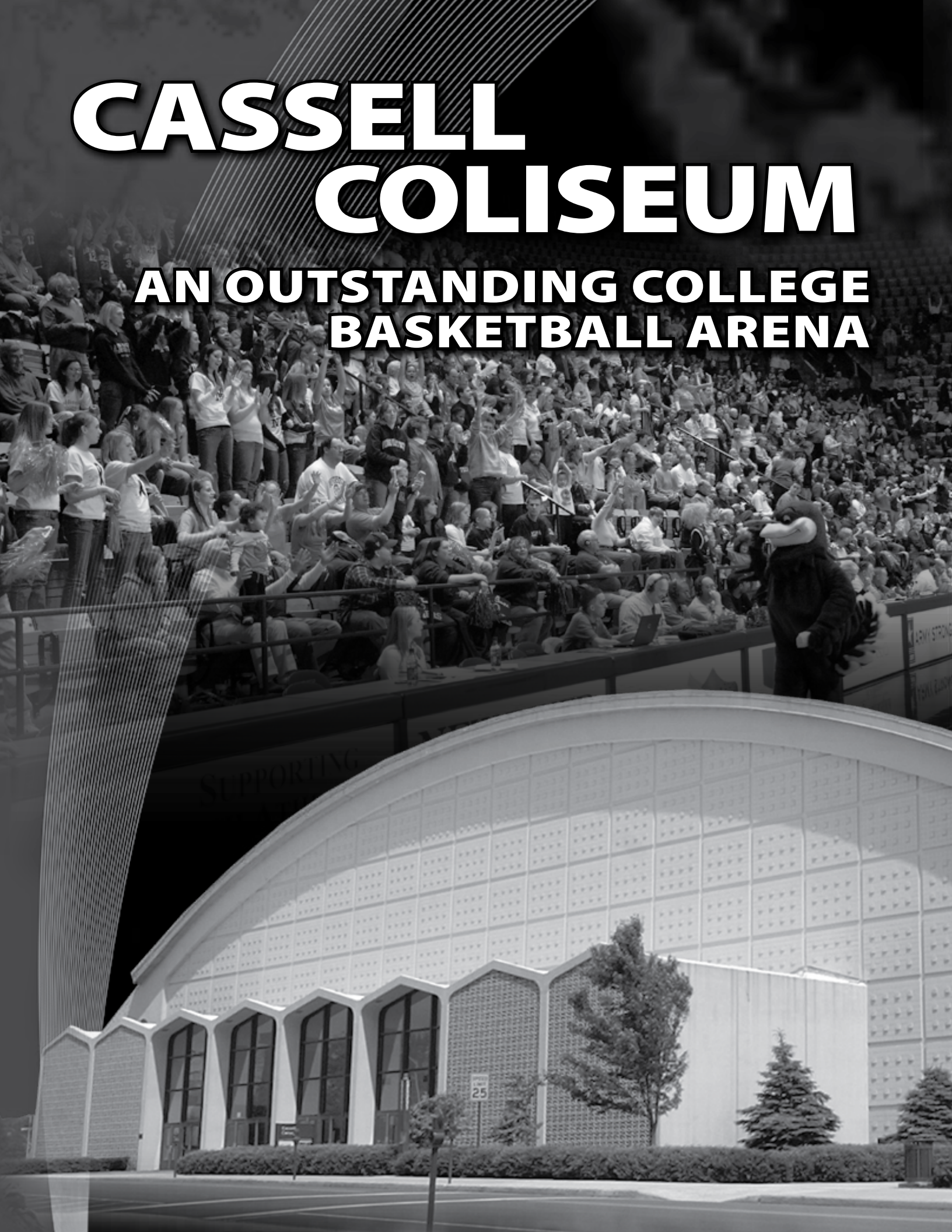
**“Cassell Coliseum and the Virginia Tech fans combine to make an electric atmosphere. From the moment our team rushes through the fog to take the court until the final buzzer sounds, there’s no energy quite like what you’ll find in The Cassell. Our fans make the difference at Virginia Tech ... it’s what NCAA basketball is all about!”**  
*– Head Coach Beth Dunkenberger*





# CASSELL COLISEUM

AN OUTSTANDING COLLEGE  
BASKETBALL ARENA







Cassell Coliseum has always proven to be a tough arena for opponents, especially over the past 12 seasons in which the Hokies are 137-45 (.753) at home.

The 1998-99 home season gave Hokie fans plenty of drama and excitement, as Tech roared to a 15-0 mark in the friendly confines of Cassell. Going back two games into the 1997-98 season and extending through the 1999-00 opener, Tech won 18 straight at home.

Over the past eight seasons, the Hokies have posted a 91-33 record in Cassell, with 25 of the losses coming against teams which advanced to the postseason. Tech has been especially tough at home versus non-conference foes defeating 58 of the last 63 and 64 of the last 70. Two of the non-conference losses ironically both occurred on March 23, a 77-72 overtime defeat in 2002 against Houston in the WNIT semifinals and a 61-48 loss to Penn State in the 2004 NCAA Tournament Second Round.

Equally as impressive as the Hokies' play at home has been the tremendous number of people who have come to watch them play. Averaging 5,221 fans per game in 1998-99 and having a sell-out at the 10,052-seat arena, Tech shattered

its women's basketball attendance marks. In the last 11 years, Tech has played before 547,157 fans at home, an average of 3,181 per game. Last season, the Hokies averaged 1,976 for 16 home contests, which ranked 64th in the nation.

Cassell Coliseum was the site of a sub-regional in the 1999 NCAA Tournament. In that marquee event, the Hokies played in front of packed houses and picked up wins over St. Peter's and Auburn to advance to the NCAA Sweet 16. Tech also played host to the 2004 NCAA women's basketball first and second rounds, with the Hokies defeating Iowa 89-76 in the first round before falling 61-48 to Penn State in the second round in front of 7,128 fans, the eighth-largest crowd for a women's game in Blacksburg.

In the past 16 years, Virginia Tech has posted a 179-56 (.762) mark in home games. Overall, the Hokies have compiled a 310-130 record in Cassell Coliseum for a winning percentage of 70.5 in the 33 years they have played in the campus arena.

On Sept. 17, 1977, Virginia Tech officials and friends dedicated the Coliseum in honor of the late Stuart K. Cassell. Cassell became a member of the University administration in 1945 after 17 years as a student and teacher at Tech. He successfully convinced the Board of Visitors of

the need for a modern basketball facility.

Construction for the main portion of the Coliseum began in 1961. It was completed in December 1964, at a cost of \$2.7 million. Built by T.C. Brittain and Company of Decatur, Ga., it houses the basketball arena, locker rooms, two auxiliary gymnasiums, offices and other athletic facilities.

The Jamerson Athletic Center, connected to the rear of Cassell Coliseum, was completed in 1982 and dedicated in the fall of 1983. It is named in honor of J.E. Jamerson and his son, William E. Jamerson, owners of the firm that constructed the building.

The complex contains administrative and coaching offices, athletic department accounting and business offices, team and coaches' meeting rooms, a weight room and the Gordon D. Bowman Memorial Club Room on the top floor for Hokie Club members.

Prior to the 1988-89 season, a spring-loaded playing floor was installed in the Coliseum. During 1996-97, the facility was upgraded with a new roof and paint application.

During the 2000-01 season, new video boards were added at both ends of the Coliseum, which are used for live action and video replays during all games.

A seating renovation project was undertaken following the 2001-02 season. All of the seats were dismantled and shipped to a plant in Michigan, where the old paint was stripped off and refinished with a clear wood finish.

Through new projects, renovations and maintenance reserve projects, Cassell Coliseum has undergone approximately \$2.5 million in improvements over the past six years.

Prior to the 2003-04 season, the ambulatory was renovated and now features more accessible concession areas, new flooring, video monitors which allow fans to watch the action when not in the arena and the addition of Hokie Stone to many of the entrances to the seating area.

The court was stripped and received a new coat and paint design this summer along with a complete rewiring of electrical and video cables under the floor.

### Top 10 Women's Cassell Crowds

10,052	Tech 73, St. Peter's 48*	March 13, 1999
9,812	Tech 76, Auburn 61*	March 15, 1999
9,724	Tech 62, Xavier 60	Feb. 5, 1999
8,373	Tech 65, St. Joseph's 56	Jan. 22, 1999
8,079	Tech 66, George Washington 64	Feb. 21, 1999
7,402	Connecticut 90, Tech 38	Feb. 7, 2001
7,211	Connecticut 68, Tech 50	Jan. 27, 2004
7,128	Penn State 61, Tech 48*	March 28, 2004
7,043	Tech 62, LaSalle 35	Feb. 7, 1999
6,364	Tech 85, Pittsburgh 55	Feb. 28, 2004

\* NCAA Tournament



# GAME DAY LOCKER ROOM HOKIES' LOCKER FACILITY AMONG THE NATION'S BEST

When the final whistle blows after a game or practice, the women's basketball team retires to one of the finest locker room facilities in the nation. The entire locker room underwent a major renovation in the summer of 2000 with other improvements added in 2004 and 2006.

The facility features an entrance directly onto the Cassell Coliseum floor, a team meeting room, a training area and a new video system. The entrance to the area has a wooden floor painted to match the game floor, with a giant image of a Cassell Coliseum crowd as a backdrop.

Another nice touch in the state-of-the-art facility are the vanities located between each of the lockers.

The cost of the 2000 renovation project was approximately \$225,000 and would not have been possible without a generous gift from the Roanoke Valley Hokie Club. In 2004, several new additions were part of a \$45,000 upgrade including a Wall of Fame featuring outstanding players from the past, an Academic Honors Wall, a collage of photos of great moments in Tech women's basketball history, crown molding, Hokie Stone accent, computer desks, a plasma screen television and a new sound system. Funding for the project was provided through the women's basketball foundation.





WORKING OUR WAY TO THE NCAA'S  
1994, 1995, 1998, 1999, 2001, 2003, 2004, 2005, 2006







*Shani  
Grey*




*Brittany  
Gordon*

# 2009-2010



*Utahya  
Drye*



*Lakeisha  
Logan*



*Lindsay  
Biggs*



HOOKIES

# OUTLOOK



*Nikki  
Davis*



*Shanel  
Harrison*



*Elizabeth  
Basham*



# 2009-10 SEASON OUTLOOK

## Experienced group ready to bounce back

The Virginia Tech women's basketball team will rely on the experience gained by four returning starters last season as the Hokies seek their 11th postseason appearance in the last 13 years. The 2009-10 team returns eight players from last year's injury-plagued 12-18 squad along with five newcomers.

Last season's team began preseason drills with four seniors, however Tech lost ACC leading scorer Brittany Cook to a knee injury before the start of the season, while center Amber Hall was limited to only eight games due to a back injury and reserve A.J. Lemaitre was unable to play due to offseason knee surgery. In their absence, several players stepped into leadership roles and obtained valuable experience which should be a great asset this year.

The Hokies have advanced to postseason play in 12 of the last 16 years, advancing to the NCAA Second Round on five occasions and to the "Sweet 16" once. Last season's schedule featured eight NCAA tournament teams and five WNIT teams. This year's schedule promises to be just as challenging as Tech faces 15 opponents that advanced to postseason play.

"The Hokies have an exciting year ahead as we enter the season with almost 80 percent of our scoring and rebounding returning," said head coach Beth Dunkenberger. "While last season's injury bug forced some players to step into roles ahead of schedule, it also provided invaluable experience for us to build on this season. Our freshman class is one of the best in many years and answered many of



*Five outstanding freshman, Taylor Ayers (#32), Alyssa Fenyn (#13), Porschia Hadley (#22), Aerial Wilson (#3) and Abby Redick (#2) will join eight returnees as the Hokies enter their sixth ACC season.*

our team's needs. Our freshman guards bring experience as high-powered scorers at the high school level, and the forwards were exceptional rebounders. Four of the five competed for state championships with three taking state titles. This freshman class brings an 'expect to win'

attitude to the team."

This year's edition of the Hokies will have a nice balance featuring three seniors, four juniors, one sophomore and five freshmen. With four of the starting five returning, Tech will be a very experienced team that knows what to expect

*The Hokies enter the 2009-10 season with their goal set on returning to the postseason.*





from the tough ACC schedule.

Utahya Drye (6-1, Sr., F, Durham, N.C.) returns after leading the team in both scoring and rebounding last season. Drye averaged 14.3 points and 6.5 rebounds which ranked 10th and 16th, respectively, in the ACC. She had a career night against USC Upstate scoring 30 points, the most by a Tech player last year.

Lindsay Biggs (5-11, Sr., G, Midlothian, Va.) emerged as a scoring threat, averaging 12.5 points while setting the new Tech single-season standard with 71 three-point field goals. Biggs erupted for a career-high 25 points, including seven treys at Maryland.

One of the most pleasant surprises of the year was the improved play of Brittany Gordon (6-4, Jr., C, Howard County, Md.) who emerged late in the season as a force in the paint. After averaging only 1.7 points, 1.4 rebounds and a total of four blocks her freshman year, Gordon increased her output to 6.5 points and 6.2 rebounds with a team-high 31 blocks. Gordon also recorded her first two career double-doubles and averaged nine points and 10 rebounds in the final six games of the year.

Nikki Davis (5-7, tr.-Jr., G, Lexington, Ky.) will be directing the offense this season from the point guard position. Davis, a transfer from Alabama, sat out the first eight games of the season to fulfill NCAA transfer requirements but saw action in the remaining 22 contests with 19 starts. She was third on the team in scoring, averaging 7.5 points, and was third in assists with 62.

Shanel Harrison (6-0, So., G, Washington, D.C.), Shani Grey (5-8, r.-Jr., G, Windsor, Conn.), Lakeisha Logan (5-8, Sr., G, Scarboro, W.Va.) and Elizabeth Basham (6-2, Jr., F, Abingdon, Va.) all saw playing time last year and will be counted on to provide depth. Harrison returns following a solid freshman season which saw her appear in all 30 games with two starts and score in double figures seven times. Grey played in 26 games with nine starts and scored a career-high 17 points against Radford. Logan saw playing time in 25 games with one start and set a career mark with 19 points versus North Carolina Central. Basham was slowed by a shoulder injury during the season but played in 25 games.

Five newcomers will provide depth for Tech this season. Taylor Ayers (6-2, Fr., C, Augusta, Ga.), Alyssa Fenyn (6-0, Fr., G, Newark, N.Y.), Porschia Hadley (6-3, Fr., F/C, Montezuma, Ga.), Abby Redick (6-0, Fr., F, Roanoke, Va.) and Aerial Wilson (5-8, Fr., G, Cocoa, Fla.) should all see action this season.

Ayers was a first-team All-State selection in Georgia after averaging 21 points and 14 rebounds a game. Fenyn was ranked as the No. 103 prospect in the nation by Blue Star Basketball and led her team to the 2009 New York State Championship. Hadley was rated as the No. 52 prospect by Blue Star and averaged 17 points and 14 rebounds per contest. Redick missed most of her senior season following knee surgery but was a 2007 Associated Press first-team All-State selection as a sophomore. Wilson was named the Florida 4A Player of the Year after leading the state in scoring, averaging 31.2 points a game.

Dunkenberger's coaching staff returns intact from last season. Shellie Greenman, the Hokies'

## 2009-10 Virginia Tech Women's Basketball Schedule

Nov. 2	Mon	<b>LENOIR-RHYNE</b> (EXH.)	7 p.m.	Blacksburg, Va.
13	Fri	<b>LONGWOOD</b>	7:30 p.m.	Blacksburg, Va.
16	Mon	at Virginia Commonwealth	7 p.m.	Richmond, Va.
19	Thu	<b>GEORGE MASON</b>	7 p.m.	Blacksburg, Va.
22	Sun	at James Madison	2 p.m.	Harrisonburg, Va.
25	Wed	at Radford	5 p.m.	Radford, Va.
28	Sat	<b>ELON</b>	TBA	Blacksburg, Va.
Dec. 3	Thu	<b>MICHIGAN</b> (Big Ten/ACC Challenge)	7 p.m.	Blacksburg, Va.
6	Sun	<b>NORTH CAROLINA CENTRAL</b>	1 p.m.	Blacksburg, Va.
9	Wed	<b>MOUNT ST. MARY'S</b>	5:30 p.m.	Blacksburg, Va.
<i>St. John's Holiday Invitational (St. John's, Alabama-Birmingham, Texas-Arlington)</i>				Jamaica, N.Y.
19	Sat	<i>vs. Alabama-Birmingham</i>	3 p.m.	
20	Sun	<i>vs. St. John's/Texas-Arlington</i>	TBA	
<b>HILTON GARDEN INN CLASSIC</b> (Central Connecticut State, Charlotte, NJIT)				Blacksburg, Va.
29	Tue	<b>Charlotte vs. Central Conn. State</b>	5 p.m.	
		<b>NJIT at VIRGINIA TECH</b>	7 p.m.	
30	Wed	<b>NJIT vs. Charlotte/Central Conn. St.</b>	5 p.m.	
		<b>Charlotte/Cen. Conn. St. at Virginia Tech</b>	7 p.m.	
Jan. 3	Sun	<b>UMBC</b>	2 p.m.	Blacksburg, Va.
7	Thu	at Wake Forest*	7 p.m.	Winston-Salem, N.C.
14	Thu	<b>NORTH CAROLINA*</b>	7 p.m.	Blacksburg, Va.
18	Mon	<b>VIRGINIA*</b> (RSN)	5 p.m.	Blacksburg, Va.
21	Thu	at Duke*	7 p.m.	Durham, N.C.
24	Sun	at Miami*	2 p.m.	Coral Gables, Fla.
28	Thu	<b>MARYLAND*</b>	7 p.m.	Blacksburg, Va.
31	Sun	at Georgia Tech*	2 p.m.	Atlanta, Ga.
Feb. 5	Fri	<b>WAKE FOREST*</b> (RSN)	6:30 p.m.	Blacksburg, Va.
7	Sun	at NC State* (RSN)	4 p.m.	Raleigh, N.C.
11	Thu	<b>SAVANNAH STATE</b>	7 p.m.	Blacksburg, Va.
14	Sun	<b>DUKE*</b>	2 p.m.	Blacksburg, Va.
18	Thu	at Florida State*	7 p.m.	Tallahassee, Fla.
21	Sun	<b>BOSTON COLLEGE*</b>	2 p.m.	Blacksburg, Va.
25	Thu	<b>CLEMSON*</b>	7 p.m.	Blacksburg, Va.
28	Sun	at Virginia*	1 p.m.	Charottesvile, Va.
Mar.4-7	Thu-Sun	<b>33rd Annual ACC Tournament</b>	TBA	Greensboro, N.C.
Home games in <b>BOLD CAPS</b> - * indicates ACC games				
All times eastern - Dates and times subject to change				
RSN - Fox Sports Net South, ComCast Sports Net, SunSports, New England Sports Network				

recruiting coordinator, assistant coaches Stacy Cantley, Angela Crosby and Director of Basketball Operations Jill Jameson all return to the Hokies for another campaign.

Greenman was on the Tech staff previously as an assistant coach (1988-93) under Carol Alfano along with Dunkenberger, who was also an assistant coach. Cantley was a top-10 rebounder and four-year letter-winner at UNC Wilmington. Crosby joined the staff last year after collegiate coaching stops at Appalachian State, Chattanooga and Memphis. Jameson, a Tech assistant from 1993-97, was the recruiting coordinator at Marquette prior to assuming her current position in Blacksburg.

Ollin Dunford also returns for his second year serving as a graduate assistant after concluding his undergraduate work at Mars Hill College.

"Our team chemistry starts at the top with our coaches and our staff chemistry is incredible," said Dunkenberger. "Each coach brings strengths to the group and we are really starting to see benefits on the recruiting end after building relationships with high school and AAU coaches over the past five seasons. Having been able to keep Shellie and Stacy on staff for six years has been invaluable as they know our system inside and out. Angela has made an immediate impact in our recruiting efforts and has helped make our staff complete."



### GUARDS

Lindsay Biggs emerged as a solid scoring threat from behind the arc last season when she made a school record 71 three-point baskets. Biggs was second on the team in both scoring and assists and scored in double figures 20 times last season.

"Lindsay is an outstanding shooter with deep range who holds school records for most three-pointers in an ACC game and in any season," said Dunkenberger. "She is a very good ball handler and passer with the ability to play all three guard positions."

Nikki Davis made an immediate impact

last year after transferring from Alabama. Davis was third on the team in scoring and assists despite missing the first eight games of the season while meeting NCAA transfer requirements.

"Nikki will move back to her natural position at the point guard spot this season," said Dunkenberger. "She is very comfortable with the ball in her hand and directing the team as well as being a natural leader who brings a scorer's mentality to the point guard position."

Shanel Harrison had two double-doubles last season and scored a career-high 17 points in

the regular-season finale against Georgia Tech. Harrison was fourth in scoring averaging 6.9 points and was second on the team with 23 blocked shots.

"We expect improved play and more consistency from Shanel in her sophomore campaign," said Dunkenberger. "She has successfully rehabbed her knee following post-season surgery and should be more mobile now that she's healthy. Shanel is an explosive player with the ability to pull down double-doubles on a regular basis."

Shani Grey provided depth at the guard position, scoring in double figures three times



Nikki Davis



Lindsay Biggs



last season, while also pulling down a career-best nine rebounds against UNC Greensboro.

"Shani is our defensive stopper and is a spark plug for our team," said Dunkenberger. "She raises the level of play the minute she steps on the court, and everyone rises to match her energy level. Shani has also learned to utilize her quickness to become an excellent rebounder."

Lakeisha Logan opened last season with three consecutive double-figure scoring games including career-highs of 19 points and four assists against North Carolina Central.

"Lakeisha is a smart, heady player who is an

excellent shooter with a great understanding of the game," said Dunkenberger. "She can stretch the defense with her range."

Freshman Alyssa Fenyn will be looked upon to provide scoring off the Tech bench. Fenyn was named the New York State Tournament Most Valuable Player after scoring 29 points with 10 rebounds and four steals in the championship game where she led her team to the title.

"Alyssa capped off her high school career with a state championship title, scoring almost 2,500 points along the way," said Dunkenberger. "She can score in a variety of

ways and is a fierce competitor who should compete for immediate playing time."

Aerial Wilson put up some amazing offensive numbers during her high school career including 2,209 points. Wilson, a finalist for Florida's Miss Basketball last season, led the state in all divisions in scoring, averaging 31.2 points per game.

"Aerial is a dynamic scorer who led Florida in scoring her senior year averaging over 31 points a game," said Dunkenberger. "She can play both the point guard and the shooting guard spots and will be an immediate factor for the Hokies."



Shani  
Grey



Lakeisha  
Logan



Shanel  
Harrison



**FORWARDS**

With the loss of Cook, Utahya Drye stepped to forefront to lead the team in scoring and rebounds. Drye scored in double figures 24 times and had three double-doubles. She enters the year needing only 174 points to become the 22nd member of the Tech 1,000-point club.

"Utahya is one of the most versatile players to wear a Virginia Tech uniform and can play four positions on the court," said Dunkenberger. "She led us in scoring and rebounding last year

and has worked hard in the offseason to sharpen her guard skills."

Junior Elizabeth Basham played in 25 games during her sophomore campaign but was slowed by a nagging shoulder injury.

"Elizabeth is a fundamentally solid player who had shoulder surgery in the offseason and has been cleared for full participation," said Dunkenberger. "She should return as one of our better outside shooters and will stretch defenses with her range."

Freshman Abby Redick missed most of senior season in high school following knee surgery but returned late in the year to help her team to a fourth consecutive state tournament appearance. Redick scored 1,038 points in her career and helped her team to two state titles.

"Abby is an extremely versatile and fundamentally sound player who can play both the small and power forward spots," said Dunkenberger. "She has good shooting range and uses her size extremely well to gain position in the paint."



*Elizabeth Basham*



*Utahya Drye*



## POSTS

Brittany Gordon returns after a solid sophomore season which saw her increase her scoring and rebound averages by almost five per game. Gordon led the team with 31 blocks and pulled down a career-high 13 rebounds against both Miami and Wake Forest.

"Brittany hopes to continue where she left off last season by pounding the glass and consistently grabbing double-digit rebounds," said Dunkenberger. "She got stronger and faster

in the off season and has gained confidence on the offensive end as well."

Freshman Taylor Ayers is expected to provide depth in the paint following a stellar high school career. Ayers averaged a double-double with 21 points and 14 rebounds as a senior and was named the Region AA Player of the Year.

"Taylor has a strong, solid frame and soft touch shooting the ball," said Dunkenberger. "She's an excellent rebounder and is not afraid of contact in the paint."

Porschia Hadley is another freshman who is expected to see playing time on the inside. Hadley was rated as the No. 52 prospect in the nation by Blue Star Basketball and was a four time Georgia AA All-State first-team selection.

"Porschia is long and lean and she's a great shot blocker and rebounder," said Dunkenberger. "She will bring a strong defensive presence immediately. Porschia can not only score inside but has the ability to step back and score facing the basket."



*Brittany  
Gordon*



## THE SCHEDULE

Tech's schedule again was one of the toughest in the nation last season. The Hokies faced NCAA Elite Eight participant Maryland and played a total of eight NCAA tournament teams (Duke, Florida State, Georgia Tech, Liberty, North Carolina, Vanderbilt, Virginia) along with five WNIT participants (Boston College, James Madison, Southern Methodist, Wake Forest, Wisconsin). Tech's opponents had a .550 winning percentage, and 13 of the Hokies' 26 opponents advanced to postseason play. Last season, 11 opponents won 20 or more games, with 14 posting winning records.

The 2009-10 schedule will be another challenging one, as the Hokies face 2009 Elite Eight participant Maryland along with eight other teams (Charlotte, Duke, Florida State, Georgia Tech, Liberty, North Carolina, Virginia, Virginia Commonwealth) that made the 2009 NCAA Tournament field and five (Boston College, James Madison, St. John's, Texas-Arlington, Wake Forest) that participated in the WNIT. In addition, the schedule includes five teams (#5 Maryland, #14 Duke, #17 North Carolina, #18 Florida State and #24 Virginia) that ended the year in the ESPN/USA Today Top 25.

The non-conference schedule presents the Hokies with many challenges, including home contests against Longwood, George Mason,

Elon, North Carolina Central, Mount St. Mary's, Maryland-Baltimore County and Savannah State. Additionally, the Hokies host Michigan in the Big Ten/ACC Challenge. Tech will also host its annual holiday tournament, the Hilton Garden Inn Classic, featuring Central Connecticut State, Charlotte (NCAA participant) and NJIT.

The non-conference away schedule has Tech traveling to Jamaica, N.Y., for the St. John's Holiday Invitational, where the Hokies will face Alabama-Birmingham in the opening round and play either St. John's (WNIT participant) or Central Connecticut State on the second day. The remaining away non-conference contests are against Virginia Commonwealth (NCAA participant), James Madison (WNIT participant) and Radford.

"Our nonconference schedule continues to be challenging as we face teams from across the nation," said Dunkenberger. "Our home schedule features a game against Michigan in the Big 10/ACC challenge and we will travel to former Big East rival St John's to compete in their holiday tournament. We hope to gain invaluable experience for our entire team including our talented freshman class as we prepare for the ever challenging ACC season."

The ACC schedule will once again present a tremendous challenge as the Hokies battle in

the toughest league in the nation. The ACC sent six teams to the NCAA Tournament for the third consecutive season including one Elite Eight team. With Boston College and Wake Forest being selected to the WNIT, the ACC had two-thirds of its team in the postseason.

The women play a 14-game regular-season conference schedule, with each team playing member teams at least once a year. Primary partners will be utilized, meaning certain teams are guaranteed to play twice - home and away - every year. The primary partners can be changed after a minimum of two seasons of play. Tech's primary partners this year are Duke, Virginia and Wake Forest. The Hokies will play Boston College, Clemson, Duke, Maryland, North Carolina, Virginia and Wake Forest at home. The conference away slate includes contests at Duke, Florida State, Georgia Tech, Miami, NC State, Virginia and Wake Forest.

"Our league has graduated some of the most prolific players in the history of the ACC over the past few seasons," said Dunkenberger. "This year we'll see a lot of new faces, and it should be exciting to see which teams rise to the top. Our experience coupled with our talented newcomers has made us extremely optimistic, and we plan to challenge for the ACC title and head back to the NCAA Tournament once again."



**The 2009-10 Virginia Tech Women's Basketball Team:**

(front, 1 to r) Brittany Gordon, Nikki Davis, Lakeisha Logan, Utahya Drye, Lindsay Biggs, Elizabeth Basham and Shani Grey  
(back, l to r) Alyssa Fenyn, Shanel Harrison, Taylor Ayers, Porschia Hadley, Abby Redick and Aerial Wilson.



## ALPHABETICAL LISTING

No.	Name	Pos.	Hgt.	Yr.	Hometown (High School or College)
32	Taylor Ayers	C	6-2	Fr.	Augusta, Ga. (Laney)
42	Elizabeth Basham**	F	6-2	Jr.	Abingdon, Va. (Abingdon)
20	Lindsay Biggs***	G	5-11	Sr.	Midlothian, Va. (Manchester)
12	Nikki Davis*	G	5-7	tr.-Jr.	Lexington, Ky. (Alabama/Lexington Catholic)
15	Utahya Drye***	F	6-1	Sr.	Durham, N.C. (Northern Durham)
13	Alyssa Fenyn	G	6-0	Fr.	Newark, N.Y. (Newark)
23	Brittany Gordon**	C	6-4	Jr.	Howard County, Md. (The Blair Academy)
30	Shani Grey**	G	5-8	r.-Jr.	Windsor, Conn. (Windsor)
22	Porschia Hadley	F/C	6-3	Fr.	Montezuma, Ga. (Macon County)
33	Shanel Harrison*	G	6-0	So.	Washington, D.C. (Good Counsel)
24	Lakeisha Logan***	G	5-8	Sr.	Scarboro, W. Va. (Oak Hill)
2	Abby Redick	F	6-0	Fr.	Roanoke, Va. (Hidden Valley)
3	Aerial Wilson	G	5-8	Fr.	Cocoa, Fla. (Rockledge)

## NUMERICAL LISTING

No.	Name	Pos.	Hgt.	Yr.	Hometown (High School or College)
2	Abby Redick	F	6-0	Fr.	Roanoke, Va. (Hidden Valley)
3	Aerial Wilson	G	5-8	Fr.	Cocoa, Fla. (Rockledge)
12	Nikki Davis*	G	5-7	tr.-Jr.	Lexington, Ky. (Alabama/Lexington Catholic)
13	Alyssa Fenyn	G	6-0	Fr.	Newark, N.Y. (Newark)
15	Utahya Drye***	F	6-1	Sr.	Durham, N.C. (Northern Durham)
20	Lindsay Biggs***	G	5-11	Sr.	Midlothian, Va. (Manchester)
22	Porschia Hadley	F/C	6-3	Fr.	Montezuma, Ga. (Macon County)
23	Brittany Gordon**	C	6-4	Jr.	Howard County, Md. (The Blair Academy)
24	Lakeisha Logan***	G	5-8	Sr.	Scarboro, W.Va. (Oak Hill Academy)
30	Shani Grey**	G	5-8	r.-Jr.	Windsor, Conn. (Windsor)
32	Taylor Ayers	C	6-2	Fr.	Augusta, Ga. (Laney)
33	Shanel Harrison*	G	6-0	So.	Washington, D.C. (Good Counsel)
42	Elizabeth Basham**	F	6-2	Jr.	Abingdon, Va. (Abingdon)

\* Letters earned

**Head Coach:** Beth Dunkenberger

**Assistants:** Shellie Greenman, Stacy Cantley, Angela Crosby

**Graduate Assistant Coach:** Ollin Dunford

**Director of Basketball Operations:** Jill Jameson

**Athletic Trainer:** Amy Miller

**Student Managers:** Sarah Woldekidan, Charlie Feaster, Bridget Lehman, Tiara Tillery



2 • Abby Redick



3 • Aerial Wilson



12 • Nikki Davis



13 • Alyssa Fenyn



15 • Utahya Drye



20 • Lindsay Biggs



22 • Porschia Hadley



23 • Brittany Gordon



24 • Lakeisha Logan



30 • Shani Grey



32 • Taylor Ayers



33 • Shanel Harrison



42 • Elizabeth Basham



Head Coach  
Beth Dunkenberger



Assistant Coach  
Shellie Greenman



Assistant Coach  
Stacy Cantley



Assistant Coach  
Angela Crosby



Graduate Assistant  
Ollin Dunford



Dir. of Basketball Ops.  
Jill Jameson

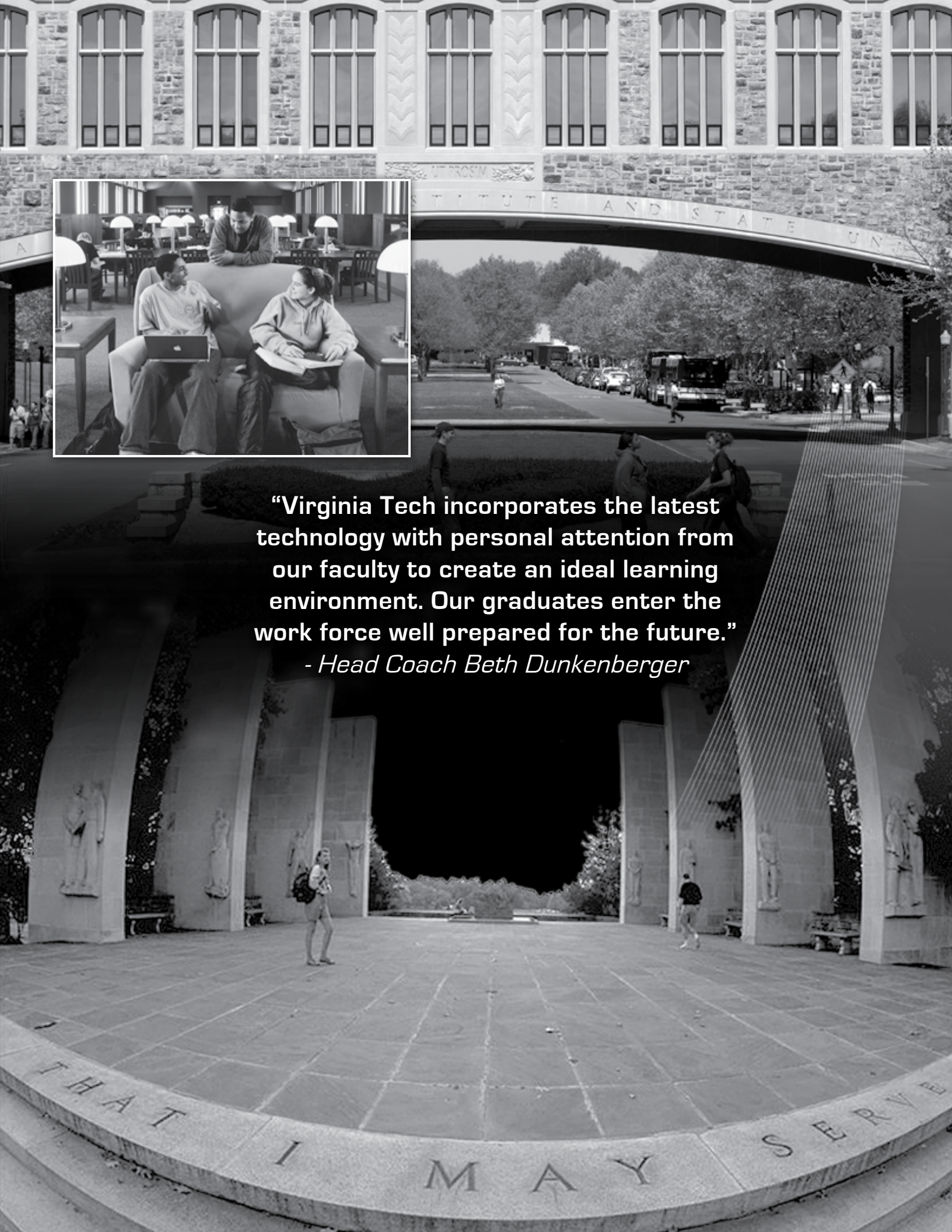


# THIS IS VIRGINIA TECH

One of the nation's outstanding universities, Virginia Tech is putting knowledge to work while adapting to the challenges of the future.







**“Virginia Tech incorporates the latest technology with personal attention from our faculty to create an ideal learning environment. Our graduates enter the work force well prepared for the future.”**  
*- Head Coach Beth Dunkenberger*

THAT I MAY SERVE



# WE ARE VIRGINIA TECH

## A Proud University Inventing the Future

Beginning in 1872 with 132 students and two programs of study, Virginia Polytechnic Institute and State University, popularly known as Virginia Tech, has evolved into a comprehensive university of national and international prominence. With about 27,500 students in Blacksburg and about 2,500 other students statewide, the university produces world-class scholarship in a challenging academic environment. University tradition is firmly rooted in its motto, *Ut Prosim* (That I May Serve), and its historic land-grant mission is brought to life through learning, discovery and engagement.

### LEARNING

Virginia Tech's challenging academic standards attract high-achieving students. Nine colleges (Agriculture & Life Sciences, Architecture & Urban Studies, Engineering, Liberal Arts & Human Sciences, Natural Resources, Pamplin Business, Science, The Virginia Tech Carilion School of Medicine and Virginia-Maryland Regional College of Veterinary Medicine) and Graduate School offer more degree programs – approximately 200 – than any other university in the state. More than 85 percent of departments offer e-learning courses, which have attracted more than 100,000 enrollments since 1998. During this time, more than 700 different faculty members have offered more than 3,500 different courses.

### DISCOVERY

The university's groundbreaking research transforms lives and communities. With annual research expenditures of nearly \$373 million, Virginia Tech ranks 42nd among research universities in the United States. The university, which has more than 100 research centers, also consistently ranks among the top institutions in industry-supported research and near the top 10 in the number of patents issued each year. The university's nationally and internationally recognized faculty and motivated students are involved in more than 3,500 research projects in fields ranging from biotechnology to materials, from the environment and energy to food and human health and from transportation to computing information.

### ENGAGEMENT

As part of Virginia Tech's outreach mission and in adherence to its motto, the university serves and engages the citizens of the commonwealth, the nation, and the world. Virginia Tech is involved in a multitude of economic and community development projects. These efforts focus on education and the dissemination of knowledge to the global society in which we live.

Professionals, organizations and communities tap Virginia Tech's vast resources, expertise,

and research results through hundreds of continuing and professional education programs and five campus centers located throughout the commonwealth. Virginia Tech has a long history of providing innovative distance-learning techniques to meet the various needs of working adults and other nontraditional students.

The Inn at Virginia Tech & Skelton Conference Center on campus and The Hotel Roanoke & Conference Center in Roanoke, both owned by Virginia Tech, support the university's outreach mission by working with faculty to plan and host conferences and continuing education and professional programs.

Virginia Tech manages more than \$40 million in funded economic development projects in 44 countries and encourages faculty members to develop global course content and study abroad opportunities for students. In 2007-08, more than 2,150 students from more than 100 foreign countries studied at Tech, while more than 1,000 Virginia Tech students studied abroad.

Virginia Cooperative Extension, operated jointly by Virginia Tech and Virginia State University, has been helping people improve their economic, cultural and social well being for nearly a century. With 107 city/county offices, tens of thousands of volunteers, and programs across the state, Extension reaches and teaches millions of Virginians annually.

*Beautiful Burruss Hall, located at the center of the Drillfield, houses the university's administration offices as well as undergraduate admissions.*

*Like most buildings on the Virginia Tech campus Burruss is made of Hokie Stone, a limestone found in the local area.*







*War Memorial Chapel overlooks the Drillfield in the center of campus.*



## At a Glance

- Located in Blacksburg, Virginia
- Nine colleges and Graduate School
- 60 bachelor's degree programs
- Approximately 140 master's and doctoral degree programs
- About 30,000 students, most full-time
- 16:1 student-faculty ratio
- Main campus includes more than 125 buildings, 2,600 acres and an airport
- Computing and communications complex for worldwide information access
- Ranks 42nd in university research expenditures in the United States
- Has adjacent Corporate Research Center
- Medical school located in Roanoke, Virginia





## Interesting Facts & Figures

- The university's annual budget is about \$1.02 billion.
- Virginia Tech has more than 200,000 living alumni from every state and about 100 countries.
- All campus facilities, including residence halls, have high-speed connections to voice, data and video communications.
- Virginia Tech is one of three public universities in the country that offers the combined advantages of a military-style leadership development program – here it is through the Virginia Tech Corps of Cadets – and a traditional academic and social life.
- *U.S. News & World Report* ranks Virginia Tech 30th among national public universities. Of all universities – public or private – it ranks Tech 71st.
- *Kiplinger Personal Finance* magazine ranks Virginia Tech 15th among public colleges and universities that offer a first-class educational experience at a bargain price.
- The National Science Foundation ranks Virginia Tech 6th in the nation for its agricultural and natural resources research expenditures.
- The university's undergraduate engineering program is 14th among the nation's engineering schools and eighth among public universities, according to *U.S. News & World Report*. Eight of the college's undergraduate programs rank in the top 25.
- *U.S. News & World Report* ranks the College of Engineering's graduate program 27th nationally, with four individual programs in the top 10.
- The Pamplin College of Business undergraduate program was ranked 43rd in the nation and 24th among public schools by *U.S. News & World Report*.
- Virginia Tech consistently ranks among the top 15 schools in the nation in number of patents received.
- *DesignIntelligence* ranks Virginia Tech's undergraduate architecture program first in North America. It also ranks the university's undergraduate interior design program fifth in the nation. In addition, it ranks the graduate architecture program 10th in the nation and the graduate interior design program fifth.
- The university's forestry program is top-ranked in North America, according to a study conducted by Auburn University.





# CHARLES STEGER

## University President

Strategic Plan and has doubled the number of students participating in international education opportunities.

Research activity continues to steadily increase, now topping \$373 million. According to the National Science Foundation, Virginia Tech ranks 42nd in the nation in sponsored research, the only Virginia university in the top 50. Shortly after Steger took office, the university launched the Virginia Bioinformatics Institute, which has already secured almost \$100 million in external research funding. Virginia Tech has also partnered with a number of other universities to further leverage its research strengths and resources, including Johns Hopkins University, Wake Forest University, University of Virginia, University of Maryland and Georgetown University.

Concurrent with the expanding research agenda, the university has expanded its outreach efforts like never before. For example, Virginia Tech has partnered in numerous initiatives in Southside Virginia, including the renowned Institute for Advanced Learning and Research (IALR), which is advancing both educational and economic development opportunities.

Virginia Tech remains one of the most competitive institutions in the state. The university received more than 21,000 applications, another record, for the class entering in the fall of 2009. Tech's incoming classes continue to demonstrate their excellent preparation for college. Students offered admission posted an average math and critical reading SAT score of 1250 and an average high school GPA of 3.94. The 2009 application pool also was more diverse by gender and race, with greater numbers of Asian-American, African-American and Hispanic-American students.

Credited with calm leadership during a very difficult period, President Steger led the university through an extended recovery period in the aftermath of the April 2007 Tragedy.

In his previous role as Vice President for Development and University Relations, Steger built a critical base of private support when he led the Campaign for Virginia Tech, which raised more than \$337 million. Today, private support from Virginia Tech's alumni and friends continues to play an essential role in this university community.

Steger's ties to Virginia Tech span five decades as a student, professor, dean, vice president and now president. While on the faculty, he twice won teaching excellence awards. When he became dean of the College of Architecture and Urban Studies in 1981, he was, at age 33, the

youngest architecture dean in the nation. His most recent publications include book chapters on the topics of the business of education and the university presidency.

Steger is past-Chairman of the Virginia Council of Presidents and is currently chair of the Virginia Space Grant Consortium. He is a member of the National Council on Competitiveness and the Association of Governing Boards of Universities and Colleges. For his significant contributions to the mission of the National Conference for Community and Justice, he received the NCCJ Humanitarian Award in 2002. The New Century Technology Council awarded him its 2004 Compass Award for visionary thinking and leadership in the field of information technology.

Steger also serves on the boards of several organizations including the Northern Virginia Technology Council, the Council of Higher Education's General and Professional Advisory Committee and the Virginia Business Higher Education Council. He has been appointed by four Governors of Virginia to serve on various boards, study commissions and work groups including the Steering Committee of the Governor's Higher Education Summit, Virginia Institute for Defense and Homeland Security, Secure Virginia Initiative and the Board of Directors of the Innovative Technology Authority.

He is a Fellow in the American Institute of Architects and holds the William C. Noland Award for distinguished service and accomplishments from the Virginia Society of the AIA. The First Virginia Chapter of the National Society of Fundraising Executives recognized him as the Outstanding Fundraising Executive in 1999. He received the CASE District III Executive Leadership Award in 2009 for outstanding leadership and service in support of education.

Steger received his Bachelor of Architecture degree, Master of Architecture degree and Ph.D. in Environmental Science and Engineering from Virginia Tech.

*Contributed by Larry Hincker, Associate Vice President for University Relations*



**University President Dr. Charles Steger congratulates Tech head coach Beth Dunkenberger following the Hokies' opening-round victory over Wake Forest in the 2006 ACC Tournament.**

Now in his tenth year as President of Virginia Tech, Dr. Charles Steger has maintained a course to be recognized among the nation's premier research institutions. Under his direction, the university has adopted a strategic plan, with a quality mantra across all aspects of the academic community as the driving force. He has guided the growth of the research enterprise, fostered outreach initiatives and re-energized the core curriculum, now called Curriculum for Liberal Education.

The university formally created the Virginia Tech Carilion School of Medicine and Research Institute in cooperation with Roanoke's Carilion Clinic. Faculty members have been hired, and its 152,000 sq. ft building is under construction in Roanoke. Virginia's fifth medical school is on schedule to welcome its first class in Fall 2010.

The university is in the midst of an aggressive \$1 billion fundraising campaign to "invent the future." With almost \$800 million raised, the university is well on its way to achieving the funds to support the university's academic agenda.

In the minds of many, Steger will best be remembered for making the impossible a reality. He will be forever credited with negotiating Virginia Tech's entrance into the Atlantic Coast Conference – a 50-year dream-come-true for Hokie fans.

Another of the most memorable contributions of Steger's administration was his role in the Higher Education Restructuring Act, which took effect in July 2006. Steger was one of the leaders among university presidents to help define a ground-breaking new relationship between the Commonwealth of Virginia and its colleges and universities, which enables greater institutional flexibility and potential for growth. This legislation allows Virginia Tech to perform long-range planning, ensure a stable and predictable revenue stream and ultimately ensure a quality education for its students.

A hallmark of Steger's administration is his commitment to the students. With Steger's leadership, the university has reaffirmed its core mission of undergraduate education. The university is dedicated to fostering a research-intensive environment that offers students an opportunity to learn the scientific process while enhancing their critical-thinking skills.

Recognizing that students, upon graduation, will be entering a global economy, Virginia Tech initiated a comprehensive International





*Torgersen Hall, home to Virginia Tech's Advanced Communications and Information Technology Center, provides a high-tech environment in which researchers, teachers and students can interact in innovative and effective ways. The building includes high-tech auditoriums, observational booths for watching and taping experimental teaching techniques, the CAVE – Tech's sophisticated virtual reality environment for advanced research and learning, and an electronic reading room occupying the arch that spans Alumni Mall.*



*The Duck Pond provides a peaceful respite for students, faculty, staff and visitors – as well as for flocks of ducks and geese. The pond was created in 1937. A smaller pond, just north of the Duck Pond, is known as the Ice Pond – so called because it was the source of ice for the campus until a refrigeration plant opened in 1898-99.*





*The focus of student campus activity and the hub of much of the performing and visual arts at the university, Squires Student Center contains theatres, the Perspective Art Gallery, the Black Cultural Center, pool tables, bowling lanes, restaurants, ballrooms and administrative offices for many student organizations. The original student center, built in 1937, has undergone several major renovations, but the facade of the original building is visible in the second-floor lobby area.*



*Col. William B. Preston established the Smithfield estate – named for his wife, Susanna Smith – in 1772 after an earlier settlement known as Draper’s Meadow was wiped out in an Indian massacre. The oldest part of the existing house was built in 1790. A state historic landmark, Smithfield is open for tours April through November. Call (540) 951-2060 for details.*



*Constructed in 1902, The Grove serves as the residence for Virginia Tech presidents and their families. Today, besides fulfilling its original function, it also is the guest residence for visiting dignitaries and serves as a reception facility.*





**Jamerson Athletics Center/Cassell Coliseum/Merryman Center/West Side Lane Stadium, Blacksburg, VA 24061**

- All phone numbers are area code 540

**ADMINISTRATION**

Jim Weaver.....	Director of Athletics .....	231-3977
Sharon McCloskey .....	Senior Associate Director of Athletics/ Senior Woman Administrator .....	231-8137
Tim East.....	Associate Director of Athletics for External Affairs .....	231-6600
Tom Gabbard.....	Associate Director of Athletics for Internal Affairs .....	231-1828
Chris Helms.....	Associate Director of Athletics for Olympic Sports.....	231-3869
Jon Jaudon.....	Associate Director of Athletics for Administration.....	231-1830
John Ballein.....	Associate Athletics Director for Football Operations.....	231-9988
Tim Parker.....	Senior Assistant Director of Athletics for Compliance.....	231-2937
Mike Gentry.....	Assistant Director of Athletics for Athletic Performance.....	231-2984
Reyna Gilbert.....	Assistant Director of Athletics for Student Life .....	231-3956
Mike Goforth.....	Assistant Director of Athletics for Athletic Training.....	231-7742
Lisa Rudd.....	Assistant Director of Athletics for Financial Affairs.....	231-6553
Dave Smith.....	Assistant Athletics Director for Communications.....	231-9965
Sandy Smith.....	Assistant Athletics Director for Ticketing Services.....	231-6731
Jeremy Wells.....	Assistant Athletics Director for Marketing & Promotions.....	231-2515
Pam Linkous.....	Human Resources Manager.....	231-3142

**ADMINISTRATIVE SUPPORT**

Marianne Baffi.....	Secretary, Olympic Sports (Baseball, Men's Soccer, Women's Soccer, Softball, Wrestling).....	231-3671
Jean Ann Bailey.....	Administrative Assistant, External Affairs.....	231-2371
Vickie Graham.....	Receptionist.....	231-9984
Lisa Maddox.....	Secretary, Olympic Sports (Lacrosse, Swimming & Diving, Men's Tennis, Women's Tennis).....	231-9415
Penny Martin.....	Administrative Assistant to SWA.....	231-8137
Theresa Repass.....	Sports Medicine Clerk.....	
Alva Slusher.....	Secretary, Olympic Sports (Cross Country/Track & Field, Volleyball).....	231-5037
Carmela Smith.....	Administrative Assistant to the Athletics Director.....	231-3977
Shelby Smith.....	Internal Affairs, Golf.....	231-6265
Sandy Weber.....	Office Manager, Sports Medicine/Athletic Performance.....	231-7741
Joyce Wynn.....	Administrative Assistant, Administration.....	231-5497

**ATHLETIC FUND.....231-6618**

Lu Merritt.....	Director of Development for Intercollegiate Athletics	
John Moody.....	Senior Assistant to the Director of Development for Intercollegiate Athletics	
Diana Adkins.....	Alumni Program Coordinator.....	231-8481
Brandy Barrow.....	Fiscal Technician.....	231-0484
Terry Bolt.....	Director of Development for Special Gifts and the Athletic Annual Fund	
Jane Broadwater.....	Executive Secretary	
Scott Davis.....	Associate Director of Development.....	231-1936
David Everett.....	Director of Major Gifts for Intercollegiate Athletics	
Sharon Linkous.....	Accountant.....	231-5851
Dana Partin.....	Fiscal Assistant.....	231-5013
Brian Thornburg.....	Associate Director of Development	

**ATHLETIC PERFORMANCE**

Mike Gentry.....	Assistant Director of Athletics for Athletic Performance.....	231-2984
Gary Bennett, Ph.D.....	Sport Psychologist.....	231-2556
Megan Evans.....	Strength & Conditioning Coordinator for Olympic Sports.....	231-7386
Amy Freel.....	Director of Sports Nutrition.....	231-9910
Jarrett Ferguson.....	Director of Strength & Conditioning for Football.....	231-8207
David Jackson.....	Director of Strength & Conditioning for Basketball Programs.....	231-7857
Terry Mitchell.....	Director of Strength & Conditioning for Olympic Sports.....	231-7386
Keith Short.....	Strength & Conditioning Coordinator for Football.....	231-8207

**ATHLETICS COMMUNICATIONS.....231-6726**

Dave Smith.....	Assistant Athletics Director for Communications	
Anne Panella.....	Publications Director.....	231-7684
Bill Dyer.....	Associate Director.....	231-8852
Torye Hurst.....	Associate Director.....	231-8823
Bryan "BJ" Johnston.....	Associate Director.....	231-3387
Dave Knachel.....	Photography Coordinator.....	231-1838
Jimmy Robertson.....	Editor, Inside Hokie Sports.....	231-4134
Matt Kovatch.....	Assistant Director, Inside Hokie Sports.....	231-1894
Damian Salas.....	Director, Internet Services/Webmaster.....	231-8816
Allison Jarnagin.....	Graphic Designer/Web Assistant.....	231-6756
Mary Francis Czarzyk.....	Graphic Designer.....	231-6329
Donna Smith.....	Administrative Assistant.....	231-6726

**BASEBALL.....231-3671**

Pete Hughes.....	Head Coach	
Dave Turgeon.....	Associate Head Coach.....	231-9976
Mike Gambino.....	Assistant Coach.....	231-3098
Mike Kunigonis.....	Volunteer Assistant Coach	

**BASKETBALL (MEN'S).....231-6725**

Seth Greenberg.....	Head Coach	
Bill Courtney.....	Assistant Coach	
James Johnson.....	Assistant Coach	
Ryan Odom.....	Assistant Coach	
Adrian Austry.....	Director of Men's Basketball Operations.....	231-4412
Sharon Spradlin.....	Administrative Assistant.....	231-6725

**BASKETBALL (WOMEN'S).....231-4998**

Beth Dunkenberg.....	Head Coach	
----------------------	------------	--

Stacy Cantley.....	Assistant Coach	
Angela Crosby.....	Assistant Coach	
Shellie Greenman.....	Assistant Coach	
Jill Jameson.....	Director of Women's Basketball Operations.....	231-7629
Dianne Santolla.....	Administrative Assistant.....	231-4998

**BOSTON CONCESSIONS**

Doug Dodson.....		231-3279
------------------	--	----------

**BUSINESS OFFICE**

Lisa Rudd.....	Assistant Director of Athletics, Financial Affairs.....	231-6553
Michelle Collins.....	Business Manager.....	231-6590
Gary Steck.....	Assistant Business Manager.....	231-2196
Bill Old.....	Assistant Business Manager.....	231-7116
Jean Vaughan.....	Financial Services Specialist.....	231-6728
Jeannie Lafon.....	Financial Services Specialist	

**COMPLIANCE**

Tim Parker.....	Senior Assistant Director of Athletics for Compliance.....	231-2937
Natalie Hart.....	Director of NCAA Initiatives & Athletics Compliance.....	231-2264
Bert Locklin.....	Director of Compliance.....	231-2696
Heather LaFon.....	Assistant Director for Athletics Eligibility and Financial Aid.....	231-0644

**EQUIPMENT.....231-9967**

Lester Karlin.....	Equipment Manager	
Eric Cross.....	Assistant Equipment Manager.....	231-6203
Reuben Moguel.....	Assistant Equipment Manager.....	231-0995
Louis Koel.....	Equipment/Laundry Coordinator.....	231-9967

**FACILITIES, GAME OPERATIONS AND GROUNDS**

Eric Bremner.....	Landscape/Horticulture Manager.....	231-2840
Jerry Cheynet.....	Game Operations Coordinator.....	231-6067
Greig Denny.....	Director, Burrows-Burleson Tennis Center/Field House.....	231-5908
Jessica Hartman.....	Assistant Manager, Burrows-Burleson Tennis Center.....	231-5908
Nick McKenna.....	Fields Coordinator.....	231-6067
Andy McReynolds.....	Fields Coordinator.....	231-6067
Buford Meredith.....	Grounds Coordinator.....	231-6067
Pete Pool.....	Facilities Coordinator (Stadium).....	231-6067
Emerson Pulliam.....	Fields Coordinator.....	231-6067
Kent Sheets.....	Facilities Manager (Cassell, Jamerson, Merryman).....	231-2199
James Torgersen.....	Facilities Manager.....	231-7584
Ronnie Turpin.....	Maintenance Supervisor.....	231-6067
Casey Underwood.....	Director of Outside Facilities.....	231-6067
Don Vaughn.....	Game Operations Assistant.....	231-8284
Cara Walters.....	Game Operations Manager.....	231-9963

**FOOTBALL**

Frank Beamer.....	Head Coach.....	231-4132
Coaching Staff.....		231-6868
Billy Hite, Jim Cavanaugh, Bud Foster, Torrian Gray, Curt Newsome, Mike O' Cain, Kevin Sherman, Bryan Stinespring, Charley Wiles		
John Ballein.....	Associate Athletics Director for Football Operations.....	231-9988
Bruce Gaines.....	Football Operations Assistant.....	231-9991
Diana Clark.....	Executive Secretary to Head Coach.....	231-4132
Lisa Marie.....	Administrative Assistant.....	231-6368
Kristie Verniel.....	Administrative Assistant.....	231-9991

**GOLF (MEN'S)**

Jay Hardwick.....	Head Coach.....	231-6435
Brian Sharp.....	Associate Head Coach.....	231-6435

**HOUSEKEEPING**

Kelly Cahill.....	Housekeeper (Stadium).....	231-6067
Avery Dolinger.....	Housekeeper (Stadium).....	231-6067
Terry Doss.....	Housekeeping Supervisor (Cassell/Jamerson/Merryman)	
Sandra Duncan.....	Housekeeper (Stadium).....	231-6067
Jimmy Brewer.....	Housekeeper (Cassell/Jamerson/Merryman).....	231-7798
Vacant.....	Housekeeper (Cassell/Jamerson/Merryman).....	231-2199
Chester Handy.....	Housekeeper (Cassell/Jamerson/Merryman).....	231-2199
Clara Kinzie.....	Housekeeper (Stadium).....	231-6067
Delores Martin.....	Housekeeper (Cassell/Jamerson/Merryman).....	231-2199
Eddie Mataj.....	Housekeeper (Stadium).....	231-6067
Eloise Songer.....	Housekeeper (Cassell/Jamerson/Merryman).....	231-2199
Patricia Strang.....	Housekeeper (Cassell/Jamerson/Merryman).....	231-6067

**INFORMATION SYSTEMS**

Tommy Regan.....	Director of Information Systems.....	231-7539
Chris Mayer.....	Computer Technician.....	231-9361

**ISP SPORTS.....961-7604**

Rick Barakat.....	Vice-President and General Manager	
Jeff Schumate.....	Associate General Manager	
Kevin Klammer.....	Senior Account Executive	
Kyle Winchester.....	Account Executive	
Callie Rhodes.....	Marketing Assistant	
Bill Roth.....	Director of Broadcast Operations	
Mike Burnop.....	Broadcast Commentator/New River Office Supply.....	552-6611
Jerry Massey.....	Play-by-Play Announcer.....	287-7158

**LACROSSE (WOMEN'S)**

Katrina Silva.....	Head Coach.....	231-8285
Megan Burkner.....	Assistant Coach.....	231-9454
Lynz Keys.....	Assistant Coach.....	231-2776

**MARKETING & PROMOTIONS**

Jeremy Wells.....	Assistant Athletics Director for Marketing & Promotions.....	231-2515
Brent DiGiacomo.....	Director of Marketing & Promotions.....	231-3236
Alicia Longworth.....	Assistant Director.....	231-2038
Matt Moeller.....	Assistant Director.....	231-8783

Staff Directory





**Jim Weaver**  
Director of Athletics



**Sharon McCloskey**  
Senior Associate  
A.D./SWA



**Tim East**  
Associate A.D.,  
External Affairs



**Tom Gabbard**  
Associate A.D.,  
Internal Affairs



**Chris Helms**  
Associate A.D.,  
Olympic Sports



**Jon Jaudon**  
Associate A.D.,  
Administration



**John Ballein**  
Associate A.D.,  
Football Operations



**Mike Gentry**  
Assistant A.D.,  
Athletic Performance



**Reyna Gilbert**  
Assistant A.D.,  
Student Life



**Mike Goforth**  
Assistant A.D.,  
Athletic Training



**Jermaine Holmes**  
Director of Student-Athlete  
Academic Support Services



**Pam Linkous**  
Human Resources  
Manager



**Lu Merritt**  
Director of Development  
for Intercollegiate Athletics



**Tim Parker**  
Senior Assistant A.D.,  
Compliance



**Lisa Rudd**  
Assistant A.D.,  
Financial Affairs



**Dave Smith**  
Assistant A.D.,  
Athletics Communications



**Sandy Smith**  
Assistant A.D.,  
Ticketing Services



**Cara Walters**  
Game Operations  
Manager



**Jeremy Wells**  
Assistant A.D.,  
Marketing & Promotions



**Russ Whitenack**  
Director of the  
Monogram Club

**MONOGRAM CLUB**

Russ Whitenack..... Director ..... 231-9156

**SOCCER (MEN'S) ..... 231-7143**

Mike Brizendine..... Head Coach  
Kevin Doyle..... Assistant Coach  
Patrick McSorley..... Assistant Coach

**SOCCER (WOMEN'S)**

Kelly Cagle..... Head Coach..... 231-6423  
Charles "Chugger" Adair..... Associate Head Coach..... 231-6660  
Matt Gwilliam..... Assistant Coach..... 231-6859

**SOFTBALL**

Scot Thomas..... Head Coach..... 231-2720  
Al Brauns..... Associate Head Coach..... 231-1804  
Barbara Sherwood..... Assistant Coach..... 231-3063

**SPIRIT (CHEER, DANCE, HOKIEBIRD MASCOT)**

Rickey Hill..... Spirit Coach..... 231-5744  
Alicia Longworth..... HokieBird Information..... 231-2038

**SPORTS MEDICINE/ATHLETIC TRAINING ..... 231-7741**

Mike Goforth..... Assistant A.D. for Athletic Training ..... 231-7742  
Katie Baer..... Athletic Trainer ..... 231-2711  
Sean Collins..... Athletic Trainer ..... 231-6410  
Keith Doolan..... Athletic Trainer ..... 231-2187  
Chad Hyatt..... Athletic Trainer ..... 231-6938  
Jimmy Lawrence..... Athletic Trainer ..... 231-5690  
Amy Miller..... Athletic Trainer ..... 231-9691  
Greg Beato, D.O..... Physician..... 231-5983  
Gunnar Brolinson, D.O..... Physician..... 231-5983  
Sarah McGinley, D.O..... Physician..... 231-4000  
Mark Rogers, D.O., M.A..... Physician..... 231-4000  
Greg Tilley, D.C..... Chiropractor ..... 951-1183

**STUDENT SERVICES**

Reyna Gilbert..... Assistant Athletics Director for Student Life..... 231-3956  
Denny White..... Student Services Coordinator..... 231-1252

**STUDENT-ATHLETE ACADEMIC SUPPORT SERVICES**

Jermaine Holmes..... Dir., Student Athlete Academic Support Services 231-6165  
Colin Howlett..... Associate Director ..... 231-2243  
Katie Ammons Cross..... Assistant Director ..... 231-2245  
Sarah Armstrong..... Assistant Director ..... 231-9094  
Greg Beatty..... Assistant Director ..... 231-1415  
Mike Swanhart..... Assistant Director ..... 231-0481  
Terrie Repass..... Administrative Assistant ..... 231-6165  
Beth Noteware..... Learning Specialist ..... 231-0476

Kari Creehan..... Assistant Learning Specialist..... 231-1934  
Jenna Wood..... Assistant Learning Specialist..... 231-1934

**SWIMMING & DIVING (MEN'S & WOMEN'S)**

Ned Skinner..... Swimming Coach..... 231-5086  
Braden Holloway..... Associate Head Coach..... 231-9970  
Ron Piemonte..... Diving Coach..... 231-3301  
Danielle Quarry..... Assistant Coach ..... 231-4768  
Joey Peterson..... Assistant Coach.....

**TENNIS (MEN'S)**

Jim Thompson..... Head Coach..... 231-4589  
Christophe Bonadona..... Assistant Coach..... 231-4845

**TENNIS (WOMEN'S)**

Terry Ann Zawacki-Woods..... Head Coach..... 231-9971  
Nick Mueller..... Assistant Coach..... 231-6504

**TICKET OFFICE ..... 231-6731**

Sandy Smith..... Assistant Athletics Director for Ticketing Services  
Stephen Medley..... Associate Ticket Manager  
Jack Chatham..... Assistant Ticket Manager  
Nancy Rodriguez..... Assistant Ticket Manager  
Vacant..... Assistant Ticket Manager  
Monna Booth..... Ticket Office Assistant  
Bev Thomas..... Ticket Office Assistant

**TRACK & FIELD AND CROSS COUNTRY (MEN'S & WOMEN'S)**

Dave Cianelli..... Director of Track & Field and Cross Country..... 231-3094  
Greg Jack..... Associate Head Coach, Men's Track & Field..... 231-2154  
Charles Foster..... Assistant Coach, Track & Field..... 231-9977  
Ben Thomas..... Cross Country and Distance Coach..... 231-9978  
Stacey Vidt..... Assistant Cross Country/Distance Coach..... 231-6929

**VIDEOGRAPHY**

Kevin Hicks..... Director of Broadcasting and Visual Media..... 231-9804  
Tom Booth..... Director of Video..... 231-9990  
Jed Castro..... Producer..... 231-9990  
Brian Walls..... Producer..... 231-9990  
Megan Caligiuri..... Graphic Artist..... 231-9990

**VOLLEYBALL (WOMEN'S)**

Chris Riley..... Head Coach..... 231-9972  
Jayme Gergen..... Assistant Coach..... 231-3991  
Shelbylynn McBride..... Assistant Coach..... 231-1927

**WRESTLING**

Kevin Dresser..... Head Coach..... 231-1135  
Tony Robie..... Associate Head Coach..... 231-3185  
Nate Yetzer..... Associate Head Coach..... 231-1119





James C. Weaver, whose innovative ideas and work as a reformer have made him one of college athletics' most popular administrators, is the director of athletics at Virginia Tech.

Weaver, 64, was appointed on Sept. 24, 1997, and has been a tireless leader on behalf of Tech athletics. His efforts will be recognized in December when he accepts the prestigious John L. Toner Award, which is presented annually by the National Football Foundation & College Hall of Fame. The award is given each year to a director of athletics who has demonstrated superior administrative abilities and shown outstanding dedication to college athletics and particularly college football.

In his 12 years on the job at Tech, Weaver has taken steps to place increased emphasis on projects benefiting student-athletes. Under his leadership, the athletics department entered into a comprehensive agreement with NIKE beginning in 2007-08 which provides uniforms, clothing and equipment for all Virginia Tech varsity teams over an eight-year period. He created a comprehensive awards program for letterwinners and has initiated and funded an annual awards banquet. The Monogram Club was revitalized in 1998 and provides several benefits to former Hokie athletes, trainers and managers.

A top personal priority for Weaver is the continuing improvement of Tech's facilities. Progress is evident in a number of new facilities which are now in use, or currently under construction.

The remodeling of Lane Stadium's west side was completed in time for Tech's 2006 home opener. It involved the construction of additional new luxury suites, a new President's area, four private club seating areas, a ticket office, athletic fund offices, a memorabilia area and a new student academic services area.

A \$20 million basketball practice facility will be completed in time for the 2009 basketball season. It boasts two practice gyms, a 3,000 square-foot basketball weight room, coaches' offices, film rooms and locker rooms.

A new football locker room and lounge building will soon be constructed adjacent to Jamerson Athletic Center. The three-story building will be completed in advance of the 2010 football season and will feature a spacious locker room for players and coaches, as well as a lounge on the

# JIM WEAVER

Director of Athletics

second floor and a wrestling facility on the third floor. The vacated space in Jamerson will then be renovated to provide expanded weight training, sports medicine and locker room facilities for Olympic sport teams.

Weaver presided over Tech's move into the Atlantic Coast Conference in 2004-05, when Virginia Tech and Miami were officially introduced as the 10th and 11th members of the ACC, effective July 1, 2004.

Weaver renegotiated Tech's multimedia rights contract with ISP Sports, creating an agreement which went into effect in 2008-09 and extends for 10 years to provide enhanced revenue for the athletics department. In the Fall of 2000, Weaver arranged a joint venture with ISP to commit \$2 million to purchase new scoreboards, upgrade sound systems, install an L.E.D. video display screen at Lane Stadium (which was enlarged for the 2005 season) and place two wall-mount L.E.D. video screens in Cassell Coliseum.

Weaver came to Tech from Western Michigan University where he was director of athletics from January 1996 until he came to Blacksburg. Prior to that, he was AD for three and a half years at UNLV, where he reconstructed a troubled athletic department.

Weaver brings a "Penn State mentality" to the position. He says that various schools' interest in him as a reformer through the years can be traced to Penn State and its reputation for how it conducts business in intercollegiate athletics.

It was with the Nittany Lions' football team that Weaver first made a name for himself in athletics. He was a center and linebacker on Penn State teams coached by the legendary Rip Engle and Joe Paterno.

A native of Harrisburg, Pa., Weaver was recruited to Penn State by Engle. He played three seasons under Engle and one under Paterno, who is still the coach of the Nittany Lions.

"I learned a lot from Joe Paterno," Weaver says. "One thing he said certainly has stuck with me. 'You either get better or you get worse. You never stay the same.'"

Weaver graduated from Penn State in 1967 with a bachelor's in psychology and rehabilitation education. He received a master's in college counselor education, also from Penn State, in 1968.

Weaver started a coaching career as an assistant at Penn State for six seasons. During that time, the Lions played in five bowl games – the Cotton, Gator, Sugar and Orange (twice).

He later was the offensive coordinator at Iowa State and head coach for one season at Villanova in 1974. He also spent five years as an assistant professor at Clarion State and three years as director of franchise sales at Athletic Attic.

Prior to landing the athletic director's job at UNLV, Weaver spent nine years at the University of Florida. He was a strong force at Florida in the field of compliance and concluded his time there as associate athletics director.

Weaver drew rave reviews at UNLV for his fund-raising expertise. He generated nearly \$15 million in his time there and built a new athletic complex.

While at Western Michigan, Weaver announced creation of a \$7 million football center, stabilized fluctuating revenues and installed a CHAMPS Life Skills program.

Weaver and his wife Traci have four sons – Josh, Paul, Cole and Craig.





Weaver poses with his wife Traci and four sons - Josh, Paul, Cole and Craig - after being presented the Toner Award in 2009.



# BUILDING BOOM

Virginia Tech Continues to Move Ahead with Facilities



When it comes to athletic facilities, Virginia Tech Director of Athletics Jim Weaver has a simple philosophy – “as soon as you sit still in terms of facilities, you have taken a step backward.”

It has become clear that Virginia Tech has no intention of sitting still on the facilities front. There is a continuous stream of improvements underway or in the planning process in the athletics complex. A number of projects have recently concluded, while several larger endeavors loom on the horizon.

The Virginia Tech athletics department is living up to Jim Weaver’s challenge to constantly enhance its facilities. Here are a few examples:

- A new \$21 million basketball practice facility (above) has recently been completed next to Cassell Coliseum. It boasts two practice gyms, a 3,000 square-foot basketball weight room, a training room, lounges, coaches’ offices, film rooms and locker rooms. Groundbreaking began May 2008 and work finished in late July of 2009, in time for the start of the basketball season. With the basketball coaches’ offices moving, the football staff will enjoy expanded offices in a renovation project that will begin in January 2010.

- A new football locker room and lounge building (bottom right, above) has been approved and will be done in time for the 2010 season. The three-story building will feature a spacious locker room for players and coaches, as well as a lounge on the second floor and a wrestling facility on the third floor. For more on the project see pages 12 and 13.

- When the new locker room building is complete, dominoes will start to fall all over the place as

every team will benefit from the project. A new Olympic Sports weight room will go where the wrestling room is currently located. The old Olympic Sports weight room will be converted to more space for athletic training, and the old football locker room will be converted to three men’s sports locker rooms. That, in turn, will allow all teams to benefit from locker room upgrades and movement.

- The Christiansburg Aquatic Center (middle right, above) will be the future home of the Hokie swimming and diving squads. A joint effort between Tech and the town is allowing a 50-meter pool, locker rooms and diving platforms to be built to promote and support competitive swimming at all levels within the region.

- A memorabilia room was completed in the lower level of the west side of Lane Stadium, which houses items from all the athletic programs at Virginia Tech. Included in the space is a timeline for the program and various mementos that are significant in each team’s history. Added soon will be a featured area for the cheer and dance squads.

- The old wires on the floor of Cassell Coliseum have been replaced and re-wired for easy setup for television and radio crews. New goals were installed and the floor will get a new logo at midcourt and a paint job.

- Lane Stadium will have new features for the start of the 2009 football season. Restrooms continue to be renovated and new lighting has been installed on the concourse of the lower East side.

- A new LED full-length ribbon board was installed along the South End Zone façade prior to the 2008 season, enhancing the fans’ experience at Lane Stadium. The new board will serve as a scoreboard and play clock, in addition to showing commercials during the games.

- A new two-level indoor hitting facility (top right, above) was completed this past summer. The top level features five hitting tunnels, two of which can be used for pitching, and the bottom level has areas for storage for the Marching Virginians and the athletic facility crew.

- With the construction of the new basketball practice facility, recreational sports lost several tennis courts. The athletics department has replaced those courts with six new, NCAA quality, lighted outdoor tennis courts by the Burrows-Burleson Tennis Center.

- Tech has plans for a new field house that will be wider and longer than Rector Field House to be used primarily for football, but other sports as well. With a new field house in place, Rector Field House would become a permanent indoor facility for the track and field teams.

- Tech Softball Park underwent an upgrade that was completed last summer. Nearly 800 new seats and four ramps were added, bringing capacity up to 1,024 seats.

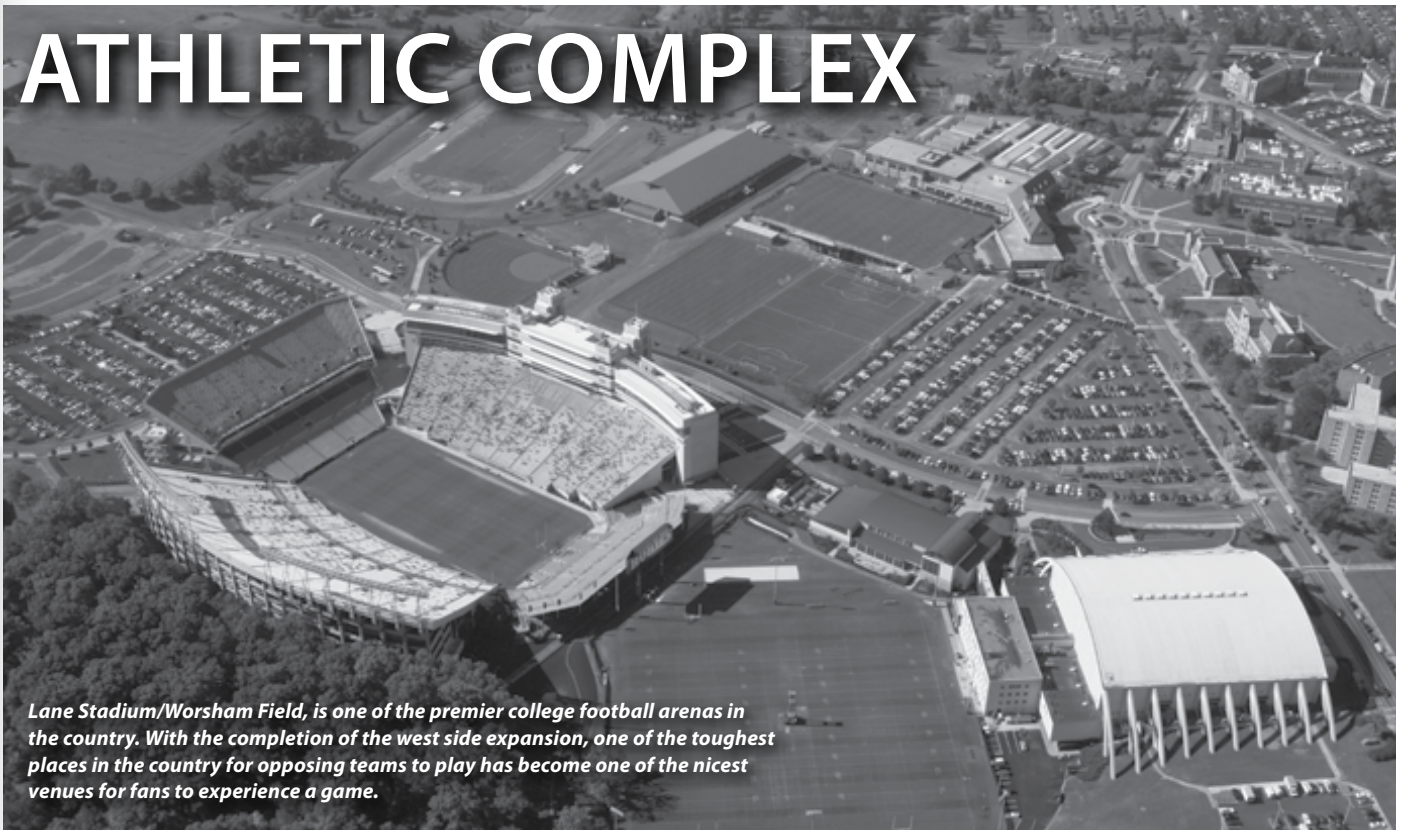




# ATHLETIC COMPLEX

7

Athletics Complex



*Lane Stadium/Worsham Field, is one of the premier college football arenas in the country. With the completion of the west side expansion, one of the toughest places in the country for opposing teams to play has become one of the nicest venues for fans to experience a game.*



*Located just behind Rector Field House and adjacent to the Johnson-Miller Outdoor Track is English Field (right), home of the Hokies' baseball team, which hosted the New York Yankees in an exhibition on March 18, 2008.*

One of the benefits of the Virginia Tech athletics complex is its centrality – all the facilities are near one another while still being on campus. Situated just across the street from Lane Stadium/Worsham Field, Tech Softball Park (left) is the home of the Hokie softball team; which was ACC champions in 2007 and 2008 and advanced to the Women's College World Series in 2008.



*Cassell Coliseum is one of the most recognizable athletic structures on campus. Not only is it the site of games for the men's and women's basketball teams, but it is also used for wrestling and volleyball matches.*

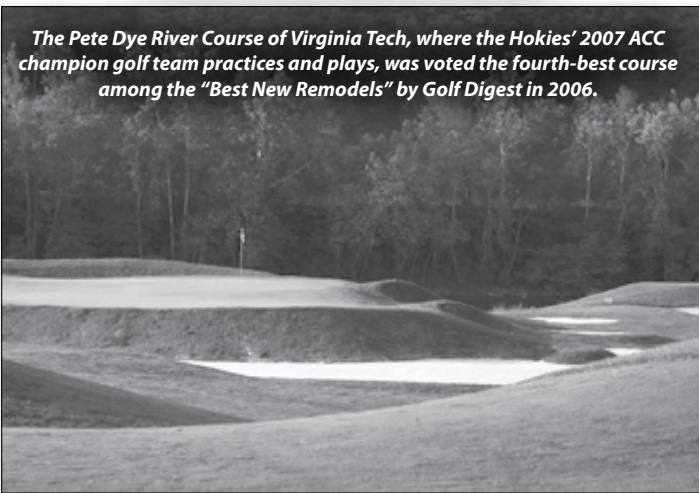




*Set in the middle of the athletics complex, Thompson Field is the home of men's and women's soccer and lacrosse.*



*The Burrows-Burleson Tennis Center offers six indoor courts and six hard outdoor courts for the use of the Virginia Tech men's and women's tennis teams and features new scoreboards.*




*The Pete Dye River Course of Virginia Tech, where the Hokies' 2007 ACC champion golf team practices and plays, was voted the fourth-best course among the "Best New Remodels" by Golf Digest in 2006.*




*Rector Field House boasts one of the most impressive indoor tracks in the country. With six lanes, eight dash lanes and various other areas for jumping and throwing, the facility plays host to exciting meets for Virginia Tech's indoor track and field team. The field house also serves as the indoor practice facility for football.*


## Facility Managers




**Casey Underwood**  
Director of  
Outside Facilities



**Eric Bremner**  
Landscape/Horticulture  
Manager



**Kent Sheets**  
Facilities Manager; Cassell,  
Merryman and Jamerson



**James Torgersen**  
Facilities Manager



*Meets for the Virginia Tech men's and women's swimming and diving teams take place in War Memorial Pool, located in War Memorial Gym. A new facility in Christiansburg will be completed this year.*



*The outdoor oval track at the Johnson-Miller Outdoor Track Complex has eight 42-inch lanes and is identical to the track used in Atlanta's Olympic games.*





# ATHLETIC SUCCESS

The Hokies have seen their success and visibility grow immensely over the past few years. For the ever-growing legion of Tech fans, the most exciting part is that the future looks even brighter.

On July 1, 2004, Virginia Tech officially became a member of the prestigious Atlantic Coast Conference - a move that has already helped the Hokie athletics program grow even stronger.

Tech competes at the Division I level of the NCAA, and with a total of 21 varsity sports, 11 for men and 10 for women, Virginia Tech provides generous opportunities for athletes (and fans) to get in the Hokie huddle.

Tech's nationally known football team has had unprecedented success over the past decade. The Hokies have played in 16 consecutive bowl games. Last year, the Hokies won 10 games including the FedEx Orange Bowl in Miami over the Cincinnati Bearcats. The Tech football team captured the ACC Championship last year for a second straight time - and third overall - after taking the title in 2004, its inaugural season in the league. The football program finished with 10 wins for the fifth straight season. The Hokies also won BIG EAST Championships in 1995, 1996 and 1999 and played for the National Championship in the 2000 Nokia Sugar Bowl.

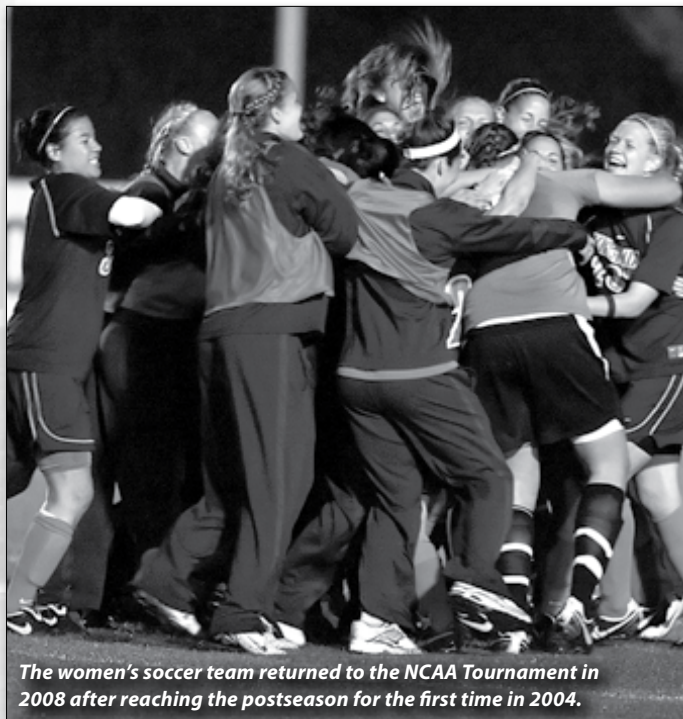
The women's basketball team has advanced to the postseason 12 times in the past 16 years. The men's basketball team competed in the NIT in 2007, 2008 and 2009 and advanced to the NIT quarterfinals in 2008.

The women's track team captured the ACC Indoor and Outdoor Championships in 2007 and 2008, while the men's tennis team advanced to the NCAA Tournament last season for the third-straight year.


In the fall of 2007, the men's soccer program had its most successful season ever by advancing to the NCAA College Cup. The softball team advanced to the NCAA tournament for the fourth consecutive season and made its first-ever appearance at the Women's College World Series in Oklahoma City, Okla., led by National Player of the year, Angela Tincher. Additionally, the softball squad won both the 2007 ACC regular season and tournament titles and also captured the 2008 tournament crown.

The women's soccer team reached the postseason for the first time in its history during 2004 and earned the ACC Sportsmanship Award in 2005. The Hokies then returned to the NCAA Tournament in 2008.

In 2001, the Hokie golf team won a nation's best six tournaments, including the BIG EAST Golf Championship, and went on to record an eighth place finish at the 2001 NCAA Golf Championship. In 2007, the Hokies tied for the ACC tournament title and last year advanced to the NCAA Regionals once again as senior standout Drew Weaver was named First Team All-Conference.



*The women's soccer team returned to the NCAA Tournament in 2008 after reaching the postseason for the first time in 2004.*



*Marcel Lomnický earned a national title in the hammer throw and All-America honors in the weight throw during the 2008-09 season.*

The wrestling program had its share of inspiring victories, knocking off nationally ranked opponents, including No. 17 Michigan in Ann Arbor and No. 6 Central Michigan in Mount Pleasant. It sent a school-record eight wrestlers to the NCAA Championships and finished 15th in the country as a dual meet team.

Many individuals within the athletic programs have also participated in NCAA postseason competition in recent years, including Hokies from wrestling, tennis, swimming, golf, cross country and track and field. Cross country runner Tasmin Fanning earned All-America honors for the second straight year in 2008, claiming third place in the nation's biggest race and earning the highest finish for a Tech runner in program history.

In 2005, Spyridon Jullien won NCAA titles in the indoor weight throw and the outdoor hammer throw, bringing the school its first-ever NCAA Championship in any sport. During Jullien's senior year, he again won the weight throw during the indoor season and captured the hammer throw title at the NCAA Outdoor Championships.

To follow up, Marcel Lomnický took home a national title in the hammer throw event at the 2009 NCAA Outdoor Track and Field Championships with a throw of 235 feet, 6 inches. He also won two ACC titles and an NCAA East Regional crown and earned All-America honors in the weight throw event at the NCAA indoor championship meet.

In other 2009 track and field accomplishments, Queen Harrison, who participated in the 2008 Olympic Games, was named the ACC Women's Performer of the Year after winning ACC crowns in the 100-meter and 400-meter hurdles at the outdoor conference meet. Will Mulherin and Abby Schaffer both captured ACC Freshman of the Year awards, as Mulherin took gold in the 5,000-meters at the outdoor championships while Schaffer won the women's pole vault title at the indoor championships, with a clearance of 13-05.25, the 15th-best height in the nation.

Men's swimmer, Kaan Tayla, the 2008 ACC champion in the men's 50- and 100-freestyle, was named to the Turkish Olympic Swimming and Diving team and competed in the 2008 Olympics in Beijing, China. Tayla was the 2007 Turkish National Champion in the 50-, 100- and 200-meter freestyle events.

Prior to joining the ACC, Virginia Tech was a charter member of the BIG EAST Football Conference since 1991 and a member of the BIG EAST in all other sports except wrestling from 2001 to 2004.



*The Hokie football team celebrates after winning its second-straight ACC Championship title in 2008.*




*Tasmin Fanning earned All-America honors in cross country for the second-straight year in 2008, finishing third in the nation's biggest race and claiming the highest finish in program history.*



*The men's basketball team advanced to the quarterfinals of the NIT in 2008.*



*Tech's wrestling program sent a school-record eight wrestlers to the NCAA Championships and finished 15th in the country as a dual meet team.*



*Tech's softball coach Scot Thomas earned his 500th win with the program with a three-game sweep of Boston College in 2009.*



# BLACKSBURG, VA. College Town, U.S.A. – A Great Place to Spend Four Years ... or a Lifetime!

7

Blacksburg, Va.




One of America's best college towns, Blacksburg is a perfect setting for a great university like Virginia Tech.

Located in Southwest Virginia on a plateau between the Blue Ridge and Alleghany Mountains, Blacksburg combines the laid-back lifestyle of a small town with the amenities one would expect to find around a major center of higher education. Together, the town and university have worked hard to create a progressive community that ranks among the nation's elite living environments. Virginia Tech and the Town of Blacksburg gained national and international attention by creating the world's first "electronic village." Businesses and industries have been drawn by the potential of the quaint town.

Established in 1798 by John and William Black, the town is surrounded by scenic mountain views that accentuate the area. Since its founding, Blacksburg has grown to become the largest town in Virginia. The nearly 43,000 residents (including students) enjoy a close proximity to a variety of recreation areas such as the Blue Ridge Parkway, Appalachian Trail, Claytor Lake and the New River. The region features a moderate climate and four distinct seasons. Blacksburg's location (adjacent to major interstate highways) provides convenient access to most points in the southern and eastern parts of the country.

More information on Blacksburg can be found on the web site of the Blacksburg Electronic Village, [www.bev.net](http://www.bev.net), or the town's web site, [www.blacksburg.va.us](http://www.blacksburg.va.us).







Blacksburg, Va.







# STUDENT-ATHLETE SUPPORT



The Virginia Tech Athletics Department has excellent facilities and personnel to provide comprehensive support to its student-athletes by creating an atmosphere conducive to their overall success.





# STUDENT-ATHLETE ACADEMIC SUPPORT SERVICES

Providing the Tools Needed for Success in the Classroom

Whether in the classroom or on the court, expectations placed on Virginia Tech student-athletes remain consistently high year after year. In collaboration with the Tech Athletics Department, Student-Athlete Academic Support Services (SAASS) works tirelessly to help Hokie student-athletes achieve their full potential, both on and off the field. Services available include tutors, study assistance, computer and technology aid as well as individual skill development programs. In addition, SAASS integrates its services with those of the Virginia Tech community, assisting students in arranging appointments with various University departments, such as their academic advisors, the Registrar, the Office of Scholarships and Financial Aid, dean's offices, Career Services, Cook Counseling Center, Cranwell International Center and the Center for Academic Enrichment and Excellence. The department is committed to providing a comprehensive academic and personal development program for student-athletes, offering academic counseling in combination with university academic advising to ensure students receive a complete system of support.

Each team at Virginia Tech is assigned an academic counselor to coordinate individualized support efforts for every team member. Together, SAASS department members assist approximately 500 student-athletes in all areas of academic assistance, from freshman orientation to course selection to career counseling and planning.

In addition, student-athletes have access to the department's spacious facilities, located in the West Side of Lane Stadium. Opened during the 2006-07 academic year, the SAASS suite, located in the Quillen Family Academic Center, features 18 private tutor rooms, a state-of-the-art classroom, a 36-station computer lab with printer access, a conference room, three quiet areas for reading and studying and a reference library. The office is available between classes, after practice and in the evenings, while hours of operation are flexible and may be tailored to maximize the student-athlete's limited time. The collection of SAASS programs housed in Lane Stadium guarantees that all student-athletes, regardless of their personal backgrounds, talents and interests, achieve success during their time at Virginia Tech.

## SAASS Staff



**Colin Howlett**  
Associate Director

Howlett enters his 13th year at Virginia Tech, advising members of the football team while assisting the director in all facets of the department.



**Beth Noteware**  
Learning Specialist

Noteware is in her first year and collaborates with the office of Services for Students with Disabilities.



**Greg Beatty**  
Assistant Director

A graduate of the University of North Carolina, Beatty completed a master's degree at the University of Texas and is now

with Tech, working with the women's soccer, baseball, golf, wrestling and lacrosse teams.

## Jermaine Holmes

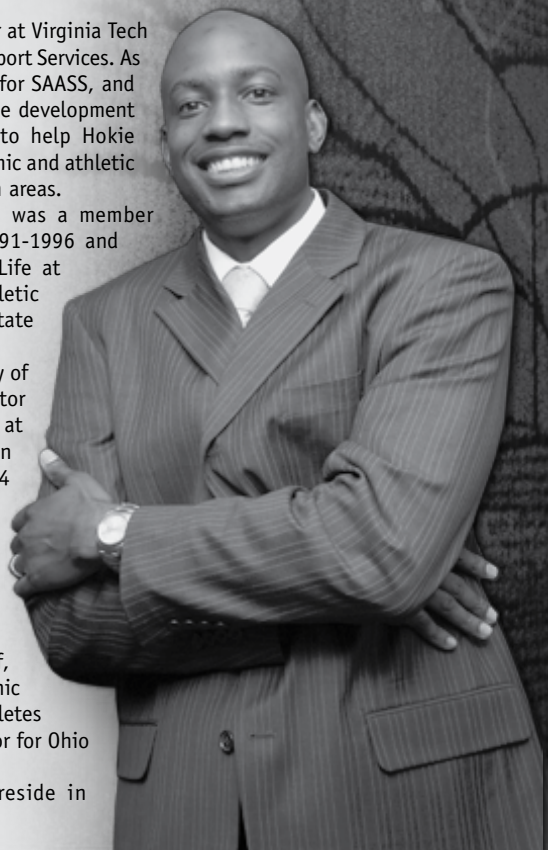
Director of Student-Athlete Support Services

Jermaine Holmes is in his first year at Virginia Tech as the director of Student-Athlete Support Services. As director, Holmes provides leadership for SAASS, and along with a staff of 10, oversees the development and execution of programs aimed to help Hokie student-athletes balance their academic and athletic demands and achieve success in both areas.

A former Hokie himself, Holmes was a member of the Tech football squad from 1991-1996 and also served as director of Student Life at Virginia Tech before taking an athletic academic counselor position at Cal State Fullerton.

Holmes returned to Tech in January of 2009 after serving as assistant director of Student-Athlete Support Services at The Ohio State University. He began his time with the Buckeyes in 2004 as an athletic academic counselor and was promoted to assistant director of a support unit that served nearly 1,000 student-athletes. Holmes most recently managed that department's day-to-day activities, office operations, facilities and staff, in addition to overseeing the academic support programs for all student-athletes and serving as the academic counselor for Ohio State's football and track programs.

Holmes and his wife LaTanya reside in Blacksburg.



**Katie Cross**  
Assistant Director

A former standout student-athlete at Virginia Tech, Ammons enters her 11th year at Tech and works with the men's and women's basketball and volleyball

teams in addition to overseeing the SAASS computer resources.



**Mike Swanhart**  
Assistant Director

Swanhart begins his second year with the Hokies after coming to Tech from Florida Atlantic. Swanhart completed his master's degree at Barry

University and currently works with the Hokie men's soccer, men's and women's swimming and diving and softball teams.





**Sarah Armstrong**  
Assistant Director

Armstrong is now in her fifth year as a full-time member of the SAASS staff after completing her undergraduate and graduate degrees at

Tech in addition to an internship in the department. She works alongside Howlett and is responsible for providing academic support for freshman football players.



**Orion Martin**  
Intern

Martin assists both Howlett and Armstrong to fulfill the academic support needs of the Hokie football team.




**Terrie Repass**  
Administrative Assistant

Repass enters her 35th year of service at Tech as the office secretary and first contact person for

SAASS, while also organizing special events and meetings in the office and preparing all accounting, purchasing and travel transactions for the department.



*Student Athlete Academic Support Services Assistant Director Katie Cross works with senior Utahya Drye (above) and freshman Porschia Hadley at the SAASS offices located in Lane Stadium.*







*Student-athletes posting at least a 3.0 GPA are recognized at the annual Athletic Director's Honors Breakfast.*

## Student Athlete Academic Support Services Mission and Programs

The Virginia Tech Student Athlete Academic Support Services office is committed to providing fundamental and supplemental programming, consistent with University and NCAA policy, aimed at enhancing each student-athlete's educational experience. Following is a summary of the programs SAASS offers:

### Available Academic Services:

#### Athletic Transitions

Freshman student-athletes – A required course designed to ease the transition from high school to college.

#### Orientation

Freshman and transfer student-athletes – SAASS schedules team and individual sessions to acclimate new students to Virginia Tech.

#### Tutoring

All student-athletes – Individual and group tutoring appointments are available on-site.

#### Academic Progress

Freshman and transfer student-athletes – Professors send academic progress reports to his/her athletic advisors twice a semester.

#### SAASS Computer Lab

All student-athletes – The lab features computer and printer access conveniently located in Lane Stadium.

### Academic Recognition

Qualified student-athletes – SAASS recognizes each student-athlete with a GPA of 3.0 and above at the end of each semester on the Athletic Director's Honor Roll.

### Study Hall

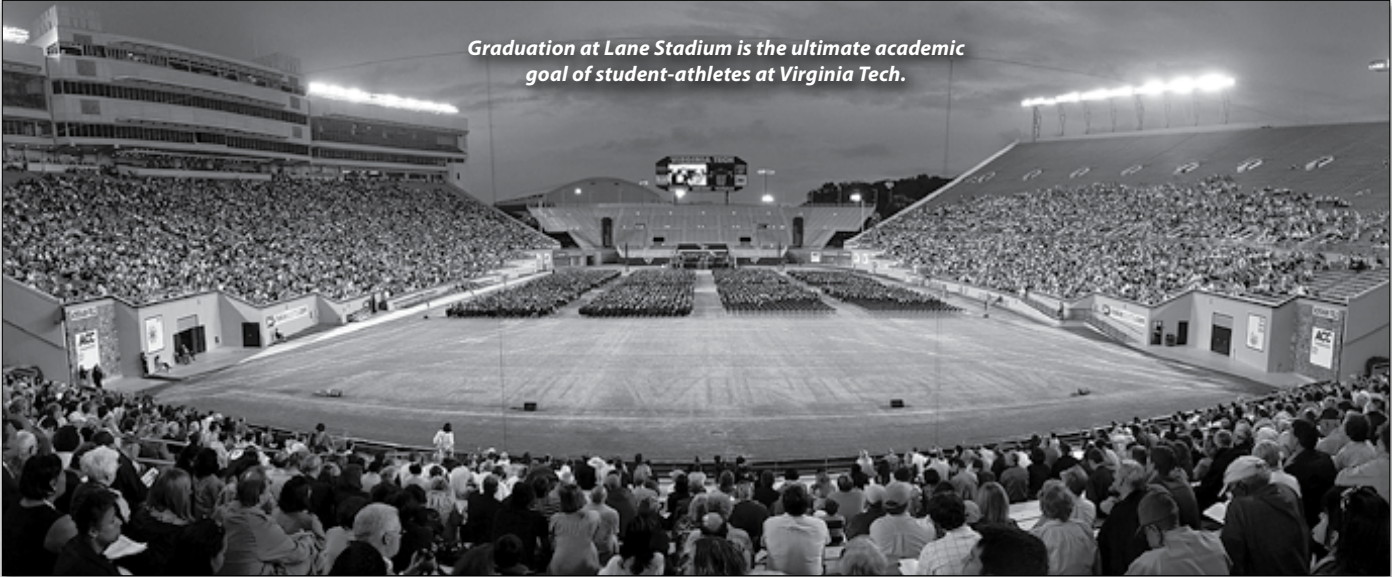
Freshman student-athletes and upperclassmen with a GPA below the team requirement – Study Hall is mandatory for all freshmen, transfers and currently-enrolled students with an overall GPA below 2.30.

### Advising/Counseling

All student-athletes – SAASS works closely with each student's academic advisor within the college of their major.

### Academic and Athletic Eligibility

All student-athletes – The department monitors each student-athlete's academic record to ensure that they are making progress toward their degree.



*Graduation at Lane Stadium is the ultimate academic goal of student-athletes at Virginia Tech.*





Head coach Beth Dunkenberger with 2009 women's basketball graduates (l to r) Brittany Cook, Amber Hall and A.J. Lemaitre. Currently Cook is attending medical school at VCOM, Hall is attending law school at University of Florida and Lemaitre is working towards her MBA at Virginia Tech.

## Computer Services Department

Another example of Tech's commitment to providing its student-athletes with the best academic resources possible is the presence of the Computer Services department, under the direction of Tommy Regan and Chris Mayer.

All Tech students are required to own computers, so the Tech athletics department helps its scholarship athletes fulfill that requirement by providing them with state-of-the-art laptops equipped with the most recent software.

In addition to procuring laptops for the athletes, the office also addresses hardware and software needs for the student-athletes and the entire Tech athletics staff.

Regan (right) and Mayer (left) are both graduates of Tech.





# Athletics Office of STUDENT LIFE

## Assisting in the Development of the Total Person

At Virginia Tech, student-athletes don't just play sports. With help from the Athletics Office of Student Life, Hokie student-athletes work outside the athletic arena to develop into community assets and responsible adults. Inspired by the NCAA/CHAMPS (Changing Athletes' Minds for Personal Success) Life Skills Program, the Athletics Office of Student Life creates programs designed to enhance student-athletes in five areas of commitment: athletic excellence, academic excellence, personal and leadership development, community service and career development. The program has been previously honored for its commitment to serving the good of the student-athletes by the Division I-A Athletic Director's Association as a program of excellence.

Led by the Virginia Tech Student Athlete Advisory Committee, Hokie student-athletes volunteered countless hours in the local community last year. In addition, over 300 Virginia Tech student-athletes earned a 3.00 grade point average during one or both semesters. The accomplishments in the classroom and the community are all the more impressive given the Hokie student-athletes' success in the 2008-2009 season.



The office is under the guidance of Assistant Athletics Director for Student Life Reyna Gilbert. She is assisted by Student Services Coordinator Danny White.

### Student Athlete Advisory Committee

The Student-Athlete Advisory Committee (SAAC) is a committee made up of student-athletes assembled to provide insight on the student-athlete experience. The SAAC also offers input on the rules, regulations and policies that affect student-athletes' lives on NCAA member institution campuses. Two members of each sports team serve on SAAC each academic year. The leadership team during 2008-2009 was Beth Walker (softball) – president; Preston Lemon (men's tennis) – vice president; and Brittany Pryor (track and field) – secretary.

### Personal Development

The Office of Student Life aims to help student-athletes lead balanced lifestyles, encouraging emotional well-being, personal growth and decision-making skills. To do so, each team attends two personal development workshops during the year. The workshops educate them in healthy living, service learning, career development, diversity and life skills.

This summer, the NCAA hosted the National Student-Athlete Development Conference in Orlando, Fla. Senior football player Kenny Lewis, Jr., was chosen to represent Virginia Tech at the conference. While working on important leadership, communication and problem-solving



### Reyna Gilbert

Assistant Athletics Director for Student Life

Reyna Gilbert is in her second year at Virginia Tech. As assistant athletics director for student life, she develops programs geared to enhance student-athletes' personal development, career awareness and community service endeavors. This includes coordinating each team's philanthropic projects as part of the "Hokies with Heart" program, working with the Student-Athlete Advisory Committee and nominating student-athletes for academic awards.

She also helps plan the yearly Athletics Director Honor Breakfast and the All Sports Banquet.

Before joining the Hokies, Gilbert served as the compliance coordinator and CHAMPS/Life Skills coordinator at Nova Southeastern University in Ft. Lauderdale, Fla. In 2005, she was also the coordinator of athletic academic services. Prior to NSU, Gilbert served as an academic advisor at the University of Central Florida.

In 2001, Gilbert graduated with a degree in psychology from Northern Illinois University, where she lettered all four years on the women's gymnastics team and was named MVP her senior year. She received her master's degree in sport and exercise psychology with a minor in counseling from Ball State University in 2004.

A native of Orlando, Fla., Gilbert currently lives in Blacksburg.

skills, Lewis and some 700 other student-athletes were given an open forum to discuss issues on their campuses and in their communities.

### Career Development

Virginia Tech student-athletes savor their collegiate athletic experiences with the understanding that upon graduation, they will need to secure a job. The Student Life Office worked with Becca Scott in the Virginia Tech Career Services Center to create programs designed to teach student-athletes why they are much sought after for their transferable skills (resiliency, time management, teamwork, competitiveness and ambition).

Student-athletes have access to several career development programs. Men's soccer player Charlie Campbell, for example, was chosen among forty student-athletes across the country to participate in the first annual Student-Athlete Development Coaches Forum. The forum aims to educate future coaches in areas from program development to budgeting and athlete well-being to diversity.

### Academic Excellence

The Virginia Tech Athletics Office of Student Life is responsible for nominating student-athletes for academic honors and awards. Athletes are nominated

for on-campus, Atlantic Coast Conference and national awards. Student-athletes with a 3.0 GPA or higher are rewarded each semester by being honored on the Athletic Director's Honor Roll. In 2008-2009, 342 student-athletes were named to this prestigious list.

Pedro Graber (men's tennis) and Kelly Phillips (women's track and field) received the Skelton Award for Academic Excellence in Athletics. The award is given to one male and one female student-athlete who demonstrate leadership, outstanding academic excellence and community involvement. The recipients of the award each receive a \$5,000 scholarship donated by the late Dr. Bill Skelton and his wife Peggy.

### Community Outreach

Virginia Tech student-athletes are involved more than ever in the local community. Having volunteered many hours in the schools, community groups and hospitals, student-athletes are setting a high precedent for all involved with the program. Under the "Hokies with Heart" umbrella, each sports team has a community partner with which they volunteer their time. During the season they also host a home event to honor the partnership program. The women's basketball team partners with Shawsville Elementary School.



The women's basketball team (left) volunteered with the Christmas Store, which provides gifts to needy families. Brittany Gordon and Elizabeth Basham (above) help wrap presents.



The women's basketball team held a clinic at Shawsville Elementary School. (below)



The women's basketball team is active in the community, serving as volunteers at the New River Valley Food Bank.





# ATHLETIC PERFORMANCE

There's much more to athletic performance than weight training. Always striving to stay on the cutting edge, Virginia Tech has combined strength and conditioning with nutrition and sport psychology to benefit its student-athletes. At Tech, these areas are part of the student-athletes' preparation – not just for game day, but also for life after college. Virginia Tech tries to provide the best services, facilities and support staff for all of its student-athletes, to make them better athletes and better people.

## STRENGTH & CONDITIONING

### Dr. Mike Gentry

Assistant Athletics Director  
for Athletic Performance

Dr. Mike Gentry begins his 23rd season as the Hokies' director of strength and conditioning. As assistant athletics director for athletic performance, his duties include overseeing the strength and conditioning training of athletes in all 21 varsity sports at Virginia Tech. He is directly involved in the training of the football and women's basketball teams and manages programs for nutrition.

Gentry was named the second-annual Samson Strength & Conditioning Coach of the Year in the March 2005 issue of *American Football Monthly*.

In May 2003, Gentry was honored by the Collegiate Strength and Conditioning Coaches when he was named a Master Strength and Conditioning Coach. Gentry is currently one of only 36 coaches in the country to have received the CSCC's highest award.

A native of Durham, N.C., Gentry received his bachelor's degree in physical education from Western Carolina University in 1979 and received his master's from the University of North Carolina at Chapel Hill in 1981. He received his doctorate in curriculum and instruction, with an emphasis in motor behavior, from Virginia Tech in 1999.

Gentry worked as an assistant strength coach at UNC and as the head strength coach at East Carolina University prior to coming to Virginia Tech in 1987.

In 1995 and 1996, Gentry was recognized by the National Strength and Conditioning Association as a finalist for the National Strength and Conditioning Professional of the Year.

Gentry has a son, Roy Christopher, 18. Gentry is married to the former Wendy Ann Williams.



One of the most important aspects of a successful college women's basketball program is its strength and conditioning program. Before the lights ever come on, before the players run out of the tunnel for the first game and before the first basket is ever scored, the Hokies work on getting themselves physically prepared for the rigors of the season.

Thanks to the direction of Assistant Athletics Director for Athletic Performance Mike Gentry, the Virginia Tech strength and conditioning program is among the best in the nation, helping to make the women's basketball program one of the best as well.

One of the main support centers for Tech athletes is the strength and conditioning program. The results of hard work by the staff and the student-athletes have paid huge dividends for Tech's athletic program.

In addition to the new basketball practice facility weight room, student-athletes train in the 17,000-square foot training center on the first level of the Merryman Athletic Center. The weight room facility features free-weight equipment, a full line of Hammer Strength equipment, 12 platforms and a 6,000-square foot, state-of-the-

art speed and agility room.

Tech also has the use of a 10-by-40-yard sand pit located outdoors and adjacent to the weight room. This pit is used for resistive running drills to improve speed. The Hokies also have the practice fields for use in running drills.

Tech athletes also train in the Jim "Bulldog" Haren Weight Room. Located in Jamerson Athletic Center, the 5,000-square foot weight room was officially dedicated in September 1985 to Haren, a former Hokie player and long-time supporter of the Virginia Tech Athletics Department. With the three facilities, the Hokies have more than 26,000-square feet of strength and conditioning training space.

At the end of each summer, the team completes the annual stadium challenge. In previous years, the team has started at the far left side of the Lane Stadium East Stands and run from the bottom to the top, jogging from section to section until they made their way across the entire side. This year, the team went all the way up and down each flight ten times from the very bottom to the top. This climb included 200 steps so it is estimated the team covered about 4,000 steps during the challenge.





*David Jackson (right), the primary strength coach for women's basketball, briefs the Hokies on the day's workout.*



The Women's Strength Challenge, established to push athletes to even higher levels, debuted in 2007. The competition includes all women's sports. The challenge is comprised of six events featuring each athlete's strength, agility and overall fitness. Senior women's basketball player Utahya Drye won the stadium climb in 2007 by running up the Lane Stadium East Side, a total of 111 rows, in 36 seconds. Britney Anderson, a senior on 2007 team, was named a strength

and conditioning All-American by the National Strength and Conditioning Association.

David Jackson is in his first season with the women's basketball program as the strength and conditioning coach. Jackson is starting his third season as the Assistant Strength & Conditioning Coach for the men's basketball program.

Jackson joined the Hokies following a successful career as a personal trainer in Southern California. No stranger to Virginia Tech, Jackson played for

the Hokies from 1994-97 under Bill Foster. His twin brother, Jim, also played for the Hokies. Jackson was a member of the 1995 NIT Championship team and the 1996 team that advanced to the second round of the NCAA Tournament.

Jackson is a 1997 graduate of Virginia Tech with a degree in health and physical education, and a minor in health education. He earned a master's degree in health education from Virginia Tech in 1999.



*The Hokies take part in a great variety of strength and conditioning exercises and competitions to work toward their goals and keep their workouts interesting and productive.*





# SPORT PSYCHOLOGY

Helping Student-Athletes in All Aspects of Their Lives

## Dr. Gary Bennett

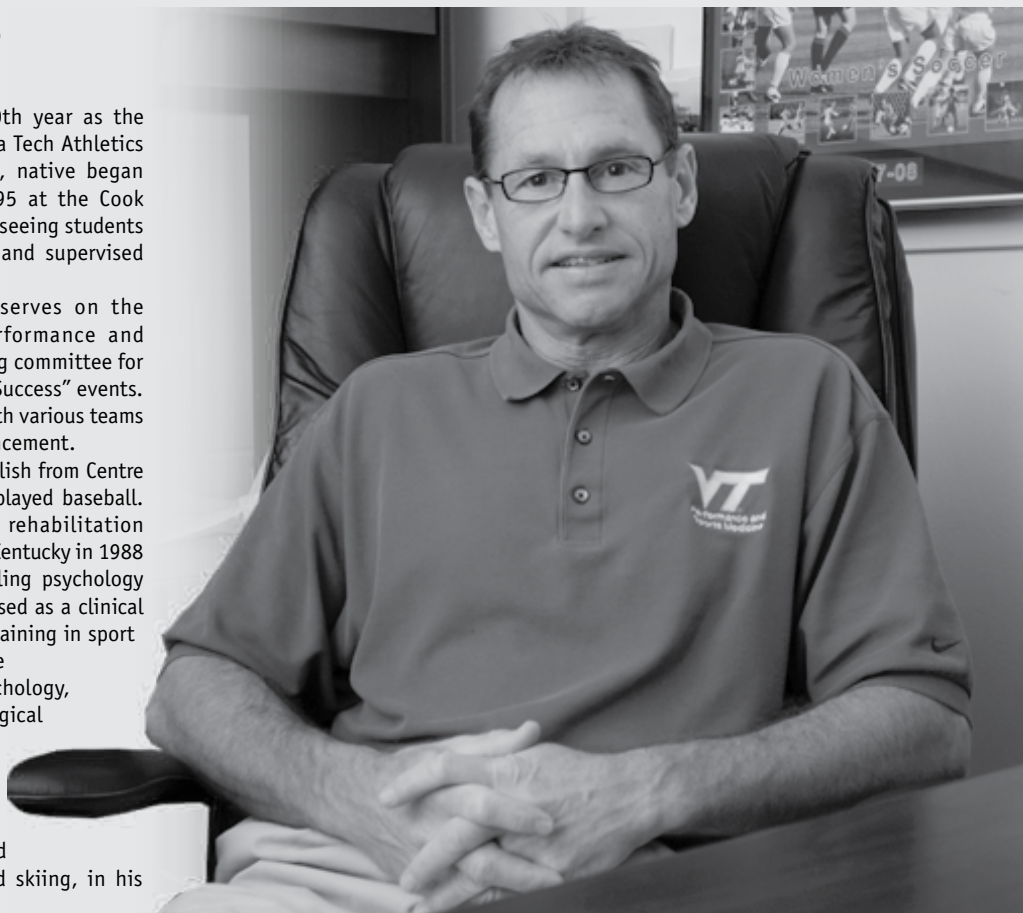
Sport Psychologist

Dr. Gary Bennett is in his 10th year as the sport psychologist for the Virginia Tech Athletics Department. The Lexington, Ky., native began working at Virginia Tech in 1995 at the Cook Counseling Center. In addition to seeing students in therapy, Bennett has taught and supervised pre-doctoral level interns.

In athletics, Bennett also serves on the committees for nutrition, performance and substance abuse; and the planning committee for the "Summit for Student-Athlete Success" events. The 49-year-old also does work with various teams in the area of performance enhancement.

Bennett received a B.A., in English from Centre (Ky.) College in 1981, where he played baseball. He was awarded a master's in rehabilitation counseling from the University of Kentucky in 1988 and received a Ph.D., in counseling psychology from UK in 1995. Bennett is licensed as a clinical psychologist and has additional training in sport psychology. He is a member of the Association of Applied Sport Psychology, as well as the American Psychological Association's Division 47 (Exercise and Sport Psychology).

Bennett lives in Blacksburg and enjoys playing golf and basketball, as well as hiking and skiing, in his spare time.



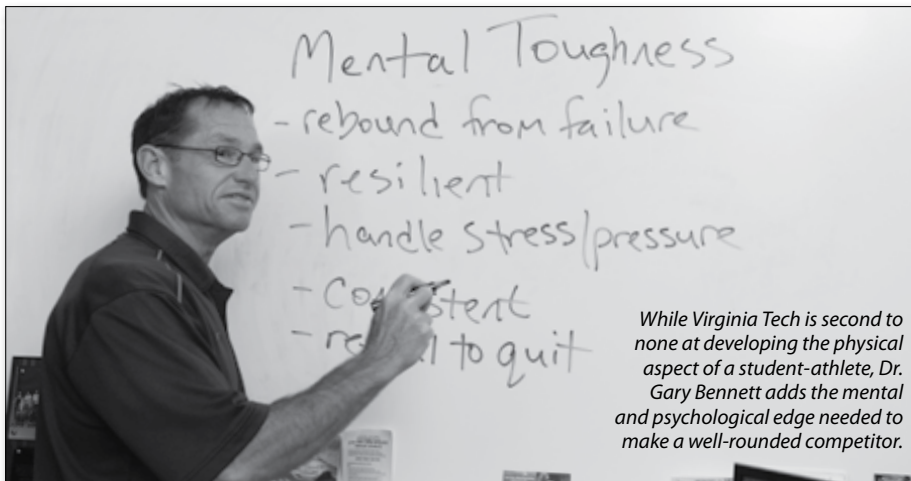
Virginia Tech offers another important service to all of its student-athletes – sport psychology. Dr. Gary Bennett coordinates the sport psychology department, which offers psychological and performance enhancement services for student-athletes. Bennett also works closely with the Cook Counseling Center.

Bennett meets with student-athletes on an individual basis for personal counseling and to discuss the mental aspects of the game. He also works on team building, communication and performance enhancement.

Mike Gentry, assistant AD for athletic performance, said, "I've always felt that (sport psychology) was an important element. We want to be a holistic model of an athletics department, and we wanted to and needed to include sport psychology in that model."

"We try to address all the various factors that affect student-athletes' performance on and off the field," Bennett said. "We believe we can help athletes perform better by addressing those concerns."

The sport psychology department also offers an injury group to afford injured athletes the opportunity to meet with other injured athletes and talk about their recovery process. Injured athletes may also meet individually with the sport psychologist. On average, Bennett conducts 30 individual sessions per week and meets weekly



*While Virginia Tech is second to none at developing the physical aspect of a student-athlete, Dr. Gary Bennett adds the mental and psychological edge needed to make a well-rounded competitor.*

with teams as the need arises.

One of the sport psychology resources is the Dynavision 2000, a unique conditioning and training program designed to increase focus and concentration, improve coordination and visuomotor reactions and increase peripheral awareness. Virginia Tech is privileged to be one of only a handful of schools with this cutting-edge technology.

The response to the sport psychology program has been positive. The student-athletes are very receptive to the services offered by the doctors.

The sport psychology office also reaches out to athletes who may not have considered going to the counseling service that is offered to all students at Virginia Tech.

"It is a great resource for our coaches and our athletes," Gentry said. "We've improved a lot in areas of strength and conditioning, nutrition and in sport psychology. It's all about becoming a well-rounded athletic program and helping student-athletes. We want to give them all the resources we can, to put them in a position to be successful."

VT

Support Services



# SPORTS NUTRITION

## Educating Student-Athletes About the Best Food Choices

Eating healthy and choosing nutritious diets are important aspects of a Virginia Tech student-athlete's life and that's why in July 2002, the athletics department implemented the sports nutrition program. Amy Freel serves as the director. Freel, who is one of 16 full-time college dietitians in the country, also serves on the nutrition and performance committee with Dr. Gary Bennett.

Freel works individually with student-athletes to provide them with information they need on their diet. She provides individual players with diet counseling on issues such as gaining lean muscle mass, losing body fat and eating choices to improve performance.

She also designs preseason menus, snacks and training table menus for the women's basketball team.

"It is extremely beneficial for our student-athletes to have nutrition education and counseling available to them in order for them to remain successful in their sports and outside of athletics," Freel said. "The individualized nutrition education allows the athletes and me to get very specific on their nutritional, personal and sport-specific goals."

Also in July 2002, the Virginia Tech Athletics Department purchased the BodPod body composition system. Tech is one of a handful of college athletic departments using this type of technology. The BodPod is found in many professional training facilities, such as the NFL and MLB. It accurately measures body composition (percent of body fat, lean muscle mass and fat mass) within five minutes through air displacement. Research has shown that an increase in lean muscle mass will increase athletic performance. The Sports Nutrition Program has helped countless Tech athletes maximize their athletic performance.

### Amy Freel Sports Nutritionist

Amy Freel enters her eighth year as the sports nutritionist in the Virginia Tech Athletics Department. Prior to serving as the nutritionist, she served as the coordinator of student life for a little more than two years.

In 2005, she was named the Young Dietitian of the Year by the Virginia Dietetic Association for her work as the nutritionist in the Tech athletics department.

Freel, a native of Glen Ellyn, Ill., received her undergraduate degree in dietetics in 1996 from Ball State University in Muncie, Ind., while competing in gymnastics for four years. She became a registered dietitian in 1997 and earned her master's degree in dietetics from Ball State in 1998.

After graduation, Freel served as a clinical dietitian at the Lewis-Gale Medical Center for a year-and-a-half before coming to Tech in September of 1999. She became the full-time director of sports nutrition in July 2002.

Freel and her husband Mike live in Blacksburg and have four children Ben (8), Matt (7), Ashley (3) and Luke (1).



*Amy Freel plans meals and helps student-athletes maintain proper nutrition for maximum performance.*




Support Services



# SPORTS MEDICINE

Providing the Hokies with Experienced, Professional Care



## Mike Goforth

Assistant Athletics Director  
for Athletic Training

Assistant Athletics Director for Athletic Training Mike Goforth is in his 11th year on Tech's athletic training staff. Goforth came to Tech from the Hamilton Medical Center/Bradley Wellness Center in Dalton, Ga., where he was the director of wellness and sports medicine.

He has an extensive background in sports medicine, working at East Tennessee State University, William Fleming High School, Tusculum College, Greene County Sports Medicine/Industrial Cooperative and Pioneer Sports Medicine/Physical Therapy Clinic. He also has numerous opportunities to consult on program development throughout the country.

Goforth graduated from East Tennessee State University in 1991 with a bachelor's degree in physical education with a concentration in athletic training. He earned his master's in sport management from Tech in 1995 and is currently pursuing his doctorate in health education from Tech.

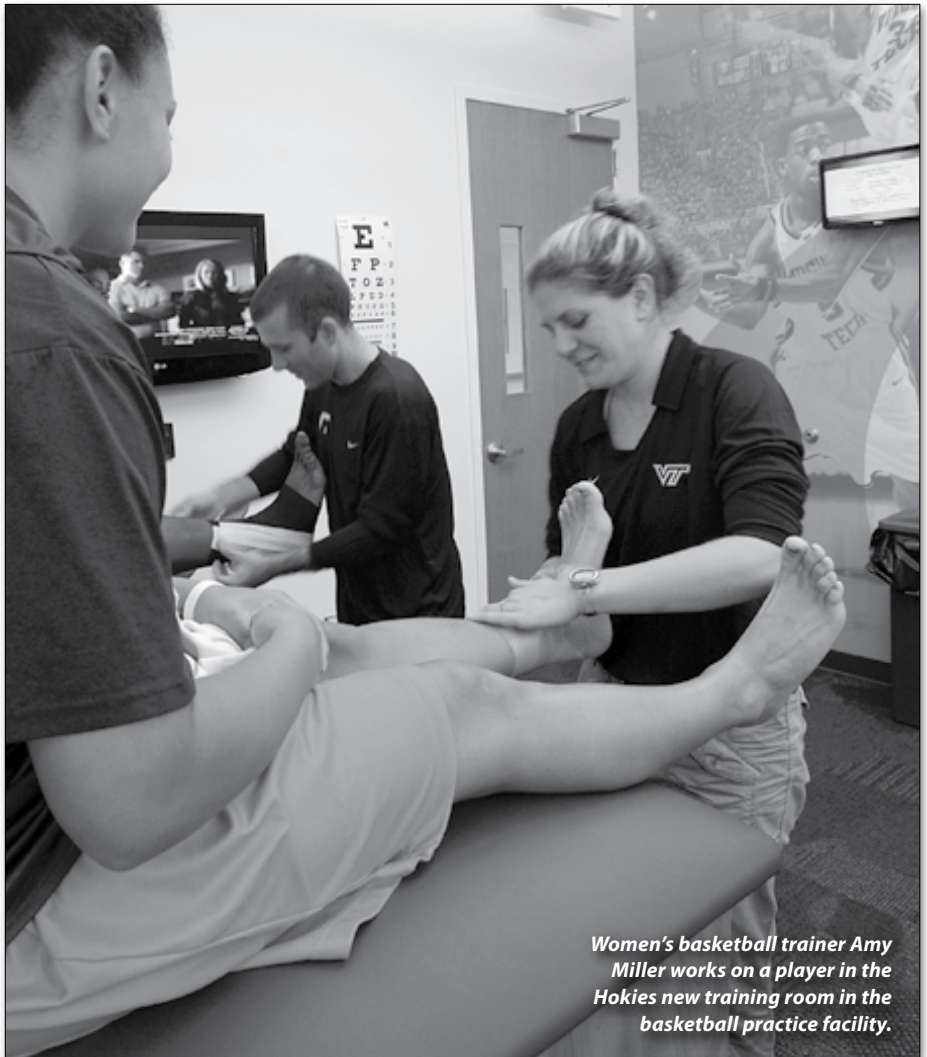
Goforth and his wife, Tracy, a teacher at Blacksburg Middle School, have two sons – Ethan, 12, and Luke, 8.

The Sports Medicine Department at Virginia Tech is constantly evolving to incorporate new ideas utilizing state-of-the-art resources for the betterment of all Hokie student-athletes. Under the leadership of Assistant Athletics Director for Athletic Training Mike Goforth, the department is constantly improving and developing new strategies to provide the most current and comprehensive care.

Their team of certified athletic trainers, orthopedic surgeons, Board Certified primary care physicians, chiropractors, physical therapists, sport psychologists, nutritionists, massage therapists and orthotists are available on site to manage the health care needs of Tech athletes. The staff continually looks for ways to enhance the services provided for their athletes as evidenced by their participation in local and national projects pertaining to related topics such as concussion management, prevention of antibiotic resistant types of staph infection (MRSA), high ankle sprains and collegiate health care management strategies.

In addition to the basketball practice facility training room, Tech is entering its ninth full year in the 4,300-square-foot Eddie Ferrell Memorial Training Room, which consolidated the training rooms that existed in the Merryman Center and Cassell Coliseum. The facility gives the training staff a centralized area to care for the needs of all Virginia Tech student-athletes. There is top-of-the-line equipment and a unique style of architecture, developed by Glenn Reynolds, AIA and Larry Perry as the consulting engineer.

The Ferrell Training Room nearly doubled the size of the former Merryman Center facility. Tech now has more than 10,000 square feet dedicated to sports medicine, placing in the top five percent nationally. The \$10 million Merryman Center



*Women's basketball trainer Amy Miller works on a player in the Hokies new training room in the basketball practice facility.*





*Women's basketball team physician, Dr. Sarah McGinley performs a spinal manipulation on Lindsay Biggs.*

includes 2,400 square feet of medical space and a physician's suite. The suite is equipped with a new state-of-the-art X-ray system, a fluoroscopy unit and a minor procedure room. The training room also has offices for the staff, dozens of training tables, two cold tubs, whirlpools, an underwater treadmill, a Biodex System 3 and various other pieces of rehabilitation equipment and treatment modalities.

"As a staff, we are very pleased with our facilities and the opportunity for all of us to come together for the benefit of our athletes," Goforth said.

Research is also considered to be instrumental to the sports medicine department. The department has participated in several projects with the engineering department and school of education, respectively.

"Our goal with this program is to formally provide our athletes with the most effective and efficient health care delivery system possible," Goforth said. "Our research will serve as a framework for universities across the country to provide high-level health care services for their athletes, and at the same time, create collaboration between academic research and athletics."

In conjunction with the Via College of Osteopathic Medicine and other research departments at Tech, the Sports Medicine Department has initiated several research projects focusing on head injuries, ankle injuries and the treatment of lower back conditions. The head injury study, titled B.I.E.R.S.T (Brain Injury Evaluation in Real Time Sports Trauma), is an exciting study that evaluates the forces generated in helmets during real-time events in football. The project is headed by Dr. Gunnar Brolinson and Dr. Stephan Duma, from mechanical engineering, and has steadily gained the attention of both the medical and engineering communities.

After the sports medicine staff diagnoses and treats an ill or injured athlete, the staff starts collaborating with the strength and conditioning staff to provide the best injury prevention and performance enhancing programs possible. The training, medical and strength and conditioning staffs each have a role in bringing the athlete

back quickly and ready to play. After an injury, an athlete will go through rehabilitation and physical therapy, then move to weight training as they become able. The strength and conditioning staff uses specific programs for each injury. Prior to returning to full participation, the athlete will be required to complete a series of drills and progressions that are specific to the athlete's position to insure a greatly reduced risk of re-injury.

The range of benefits that athletes have access to includes custom orthotics, custom mouth guards, specialized DonJoy prophylactic bracing and many other options to help prevent or protect them from injuries.

The sports medicine staff also takes great pride in treating the athletes year-round. Special attention is paid to off-season activity. During this time, the staff will analyze past injury data from each participant and construct a preventative program that is followed over a nine-week period between the end of the season and the beginning of spring practice. This same procedure is followed during the summer.

"If our strength and conditioning is so important, and it is, then we owe it to our athletes to provide them with the necessary resources to keep them actively participating," Goforth said. "We basically adopt the attitude that in the fall, our mission is to keep them participating on the field and during the other times of the year, it is our job to keep them participating in our strength and conditioning program."

Their programs consist of strengthening, stretching and – most importantly – movement pattern analysis, while training to help prevent the re-occurrence of injuries.

"We value the off-season greatly within our department," Goforth said. "We have adopted the same mind set as our strength and conditioning staff. We look at our off-season time as an opportunity to get our athletes better as opposed to time off for our staff."

Most of the off-season activity is based on programs designed to detect movement patterns that might lead to injury or could be causing a drop in performance.

"The beauty of this program is that it is a multi-disciplinary tool designed to show the athletes where their deficiencies lie," Goforth said.

A vital part of student-athlete medical services is access to the Montgomery Regional Hospital's SWVA Center for Orthopaedics and Schifert Student Health Center. Both facilities are staffed with qualified physicians and staff, and feature a wide variety of technologies designed to increase the level of care available to athletes.

If physical therapy is needed, student-athletes can be seen by physical therapists Mark Piechoski and Katie Burns in the Ferrell Training Room. Piechoski, a certified athletic trainer, physical therapist and strength and conditioning specialist, plays a large role in the overall program developed to return an injured athlete back to 100 percent. In addition, staff sport psychologist Dr. Gary Bennett is available to all student-athletes for personal and performance issues. Team chiropractor, Dr. Dale Reynolds, provides Tech athletes with specialized treatment for spine-related conditions and plays a huge role in performance enhancement through various chiropractic techniques.

"As certified athletic trainers, for us to have the resources of folks like Mark Piechoski, Greg Tilley and Gary Bennett is a tremendous asset," Goforth said. "The knowledge and skill that they bring is invaluable."

"Our goal is to provide the same high level of health care that professional and Olympic athletes receive," Goforth continued. "Our usage of specialist care is modeled after the NFL system and incorporates components of the Olympic Training Center in Colorado Springs."

Team orthopaedic surgeons Dr. Jim LeBolt and Dr. Demian Yakel bring a wealth of experience and skill to assist when athletes need orthopaedic consultation for certain types of sports-related injuries.

Over the past 11 years, Tech has developed the reputation for producing top-level certified athletic trainers. Graduates are now employed in positions across the country at various levels of the profession. This year, the staff will consist of four graduate assistant athletic trainers: Colin Covelli, Jake Nass, Freddie Purnell and John Schifflett.





# hokiesports.com

## The Official Source for Information on Virginia Tech Sports

Virginia Tech sports fans have the luxury of getting up-to-date information on their favorite Tech sports or athletes on a daily basis regardless of location. Hokiesports.com is every Tech fan's source for fast, accurate and official coverage of all Hokie sports teams and events.

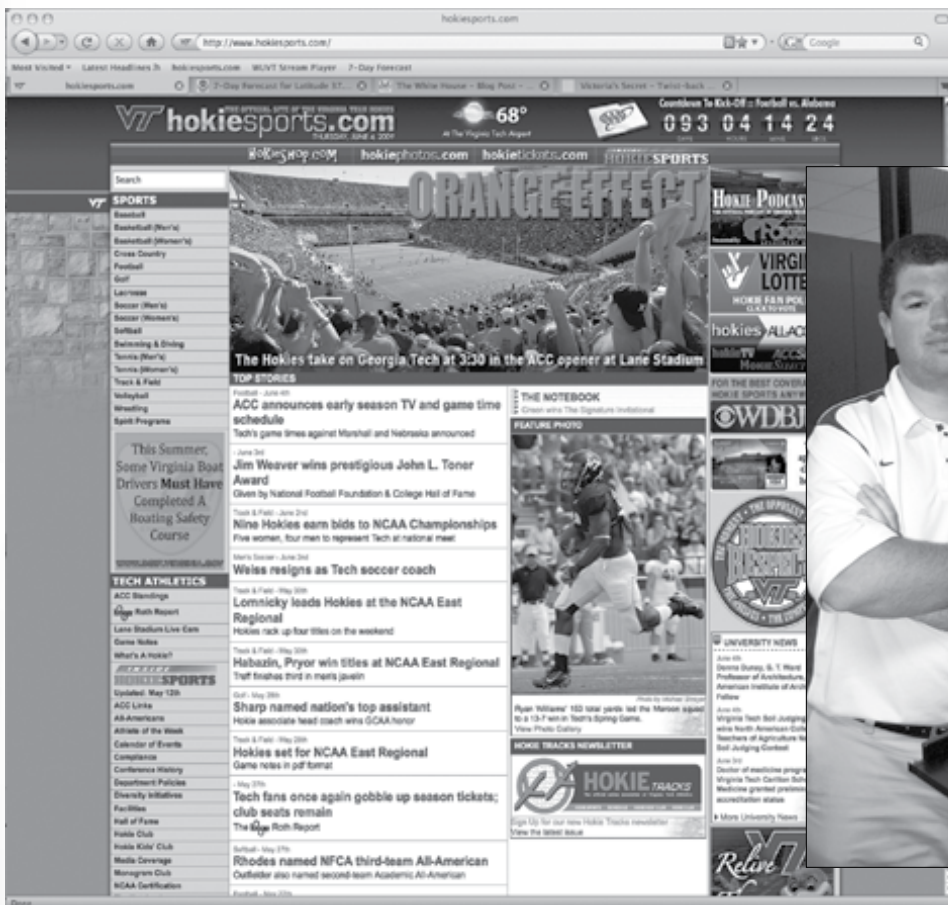
On the main site, one can find an array of information on Tech athletics. Through the efforts of the athletics communications staff, hokiesports.com provides the fastest, most complete source for Hokie news on the web. Pregame releases, game stories and individual

features, as well as up-to-date statistics and results for all 21 athletic teams are posted. In 2008, a notebook was added to provide readers with behind the scene news and notes. Other offerings include individual home pages for each Tech sport, featuring breaking news and archived releases along with media guides containing player and coaching staff profiles, schedules, records, historical information and other pertinent facts for every sport.

Also accessible on every sport's home page are rosters with links to player bios, schedules, results and conference standings. With fast

"live stats," fans have access to stats from home football, men's and women's basketball, baseball, softball, lacrosse, men's and women's tennis, men's and women's soccer, volleyball and wrestling as they happen via the web.

The in-house site was first launched on July 1, 1996. This past year, hokiesports.com averaged more than 23 million page views and over 764,000 visitors per month. In a 2008 survey of BCS school official websites, hokiesports.com ranked seventh in total traffic and first within the Atlantic Coast Conference.



Damian Salas stands with the rack of servers that make up hokiesports.com. The rack is currently located on the 3rd floor of the West Side of Lane Stadium.



Hokiesports.com is the lead site of five official Tech athletics auxiliary sites, including **hokiephotos.com**, **hokietickets.com** and **hokieshop.com**. The site is managed and designed by director and webmaster Damian Salas. Salas is assisted by graphic designer Allison Jarnagin.



Hokietickets.com contains links and updates about tickets for Hokie athletics events including seating charts of Lane Stadium and Cassell Coliseum.



Hokiephotos.com allows fans to purchase select athletics department photos of some of the most memorable athletes and moments in Virginia Tech history.



Hokies All-Access provides streaming video clips that are exclusive to the site, along with one-of-a-kind coach and player interviews as well as video and audio coverage of events.



Hokieshop.com allows fans to purchase official Hokie gear and gameday apparel.





# INSIDE HOKIE SPORTS

The Official Publication of Virginia Tech Athletics

The Virginia Tech athletics department made a bold switch in 2008, converting its in-house newspaper of more than 20 years into a full-color, glossy magazine with nearly 50 pages worth of content and a new name.

The debut of *Inside Hokie Sports* drew overwhelmingly positive reviews, and now, for a second season, the magazine returns to continue providing information on all of the Hokies' 21 varsity sports.

#### The Magazine features:

- Roth Report & monthly columns
- Hokie Club's monthly news
- In-depth feature articles on student-athletes, coaches and administrators
- Extended coverage on Olympic sports
- Season previews and reviews
- Game schedules & results
- Hokies in the Pros

The publication is printed 11 times a year, with a month off in the summer.

"I thought we accomplished nearly everything we set out to accomplish," said Jimmy Robertson, the editor of *Inside Hokie Sports*. "We were able to write in-depth stories not just on student-athletes, but also on a wide array of people and topics surrounding Tech athletics that traditional media outlets tend to ignore. I thought that made us a unique entity among the groups covering the Hokies.

"At the same time, we kept some of the things from the newspaper that were popular – things like columns and our football recruiting profiles. I thought we had a nice blend of ways to present information, and now, our objective is to expand and improve to make our publication even better."

The staff is headed by Robertson, a 1994 graduate of Roanoke College, who has won six national awards since starting as the editor of Tech's in-house publication in 1996. He is aided by a talented staff including Matt Kovatch, who graduated from Penn State University with a public relations degree in 2005 and is in his

third year with the publication; Allison Jarnagin, a 2007 Virginia Tech graduate with a degree in visual communications, who is in her third year as the publication's layout designer; David Knachel, who serves as the staff photographer, who has held his role for more than 20 years; and Bill Roth, the Voice of the Hokies, who continues to provide his monthly column.

#### Subscribe to Inside Hokie Sports

\$37.95 for one-year subscription

\$69.95 for two-year subscription


- additional \$12 per year for access to online version

\$25 annually for just access to online version (no printed copy)

Magazines will be available on newsstands at certain stores throughout the Blacksburg-Christiansburg area.

For additional subscription information, call the Inside Hokie Sports office at (540) 231-3908, or visit the Web site at [inside.hokiesports.com](http://inside.hokiesports.com).

*Jimmy Robertson, Allison Jarnagin, and Matt Kovatch work together putting out monthly issues of Inside Hokie Sports.*





# Hokie Club Works to Keep Building Tech's Momentum

Virginia Tech's fifth season in the ACC was successful, both in competition and fundraising results. Thanks to the hard work of the Hokie Club, donors continue to support the Athletics program with their gifts to the annual fund and for new facilities. The Hokie Club is charged with raising funds to support the scholarship, capital and programmatic needs of the Athletics Department.

"We are looking forward to the 2009-10 basketball season with great anticipation," Lu Merritt said. "Because of the excitement created by Virginia Tech

basketball, we were able to raise over 11.5 million dollars to support the construction of the new basketball practice facility. The new practice facility is awesome and provides a wonderful atmosphere for our coaches and players. The facility speaks clearly to Virginia Tech's commitment to college basketball. Beth Dunkenberg has coached her teams to a competitive level in each of our five years in the ACC."

Donors make gifts in outright forms such as cash and real estate, or through planned or deferred

gifts such as a will or retirement plan.

The Athletic Fund is proud of its staff and its volunteers who help ensure that the 65 Hokie Clubs throughout the region continue their active efforts to support and promote athletics at Virginia Tech.

R. T. Avery of Richmond, Va., is the current president of the Athletic Fund and O. A. Spady of Smithfield, Va., is the vice president.

**www.hokieclub.com**  
Phone: (540) 231-6618 Fax: (540) 231-3260



The Hokie Club staff (front row, l to r) – Lu Merritt, Diana Adkins, Dana Partin, Nancy Gabbard, Jane Broadwater, Brandy Barrow; (top row) Terry Bolt, Brian Thornburg, David Everett, Scott Davis, Sharon Linkous and John Moody.


## Hokie Hardwood Club

The Hokie Hardwood Club, formerly known as the Diamond Club, has been in existence for more than 20 years. The mission of the Hokie Hardwood Club is to increase public awareness of the Virginia Tech women's basketball program, to raise the level of community support for all

aspects of the program and to provide the level of spirit and resources required for a program of national prominence. The club conducts fundraisers during the year in support of the women's basketball program. Fundraising efforts helped with some of the team's expenses on its

summer trip to Europe in 2000, as well as the trip to Australia the summer of 2004 and the 2008 trip to Greece and Italy. Members of the Hokie Hardwood Club travel to several away games each season.



*The Hokie Hardwood Club is a major supporter of the women's basketball program. The Hardwood Club's support has helped fund the women's basketball international trips as well as locker room improvements.*





# SPREADING THE NEWS

Virginia Tech Uses Various Means and All the Latest Technology to Communicate About the Hokies



Working to get the word out (clockwise, from top right): ACD Torye Hurst facilitates media coverage; Beth Dunkenberger and Laura Haskins talk with the media after a game; all of Tech's games are broadcasted on the radio and Internet, with Jerry Massey calling the action; Tech's video production unit is second to none; Photographer David Knachel provides images; information about the program is also distributed through the Web site, [hokiesports.com](http://hokiesports.com) and the athletic department's official publication, *Inside Hokie Sports*.



Internal Media



“Our goal is to climb up ladders....”

*Beth  
Dunkenberger*

*Shellie  
Greenman*

*Ollin  
Dunford*

**MEET THE**



... and cut down nets”

Stacy  
Cantley

Angela  
Crosby

Jill  
Jameson

# COACHES



# BETH DUNKENBERGER

## Head Coach

team for her native country of Mali.

The program under Dunkenberger has produced three All-ACC performers in Gardin (2005, 2006), Copeland (2007) and Cook (2008) in addition to one member of the All-ACC Freshman team.

Dunkenberger's commitment to academic excellence is best displayed by the 2008-09 senior class. Cook is a first year-medical student at the Edward Via Virginia College of Osteopathic Medicine. Laura Haskins and A.J. Lemaitre are Master's candidates in the prestigious Pamplin School of Business at Virginia Tech while Amber Hall is a first year student at the University of Florida Law School.

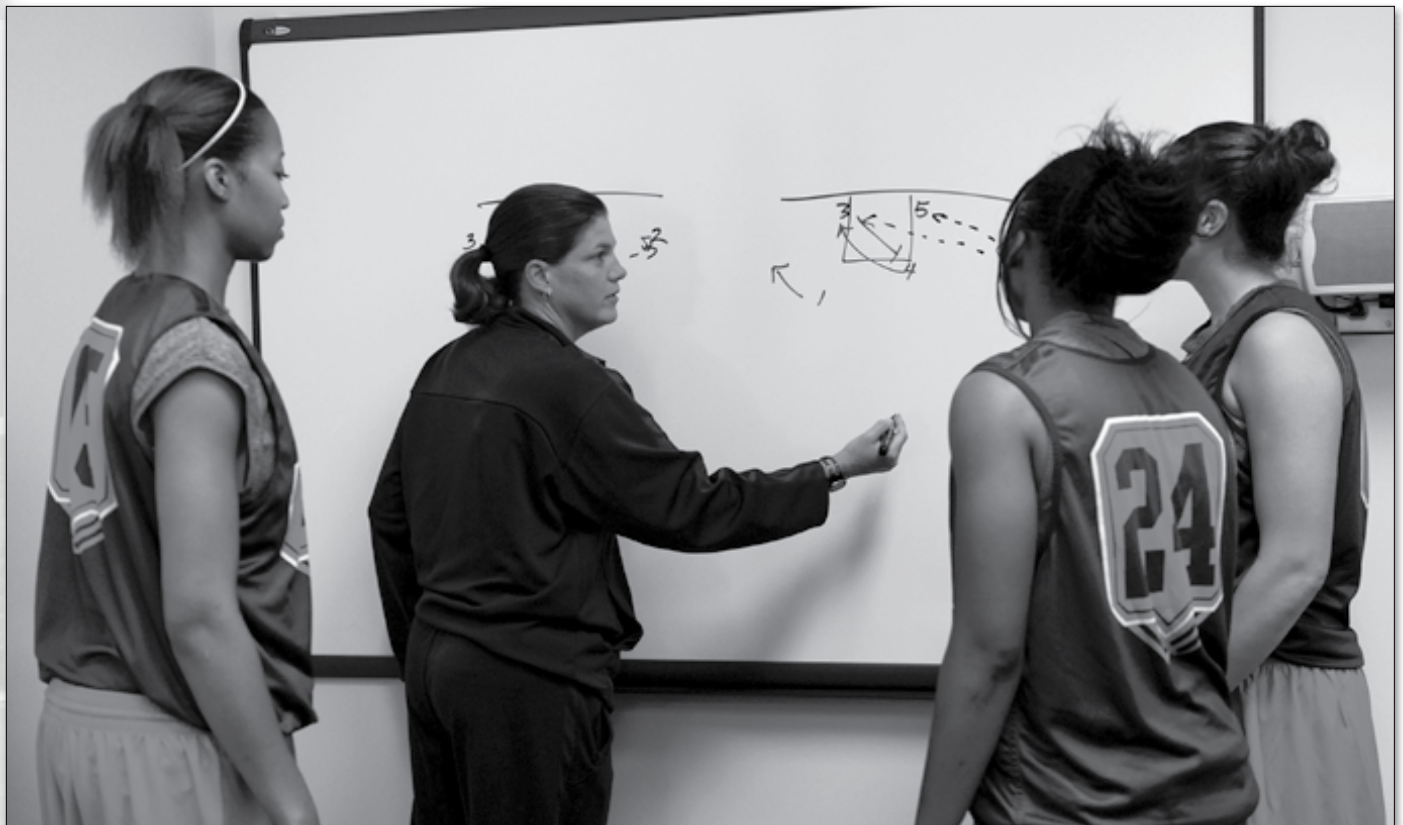
Not only have her teams been successful, but her student-athletes themselves have garnered several awards and honors during the Dunkenberger era at Virginia Tech. In 2009, Haskins was named to the *ESPN The Magazine* Academic All-America Third Team as well as being selected to the District III First Team. Haskins also was selected as the first recipient of the Kay Yow ACC Women's Basketball Scholar-Athlete of the Year award. Brittany Cook was selected to the 2007 *ESPN The Magazine* Academic All-America Third Team as well as being named to the District III First Team. In 2005, Erin Gibson and Carrie Mason were named to the *ESPN The Magazine* Academic All-America District III University Division team. Gibson was also selected as one of 29 ACC scholar-athletes to be named as a recipient of the ACC Postgraduate Scholarship,

awarded to individuals who have performed with distinction in both the classroom and in their respective sports, while demonstrating exemplary conduct in the community. Mason also received the scholarship following the 2005-06 season.

Dunkenberger was named the fifth head women's basketball coach at Virginia Tech on April 6, 2004.

Dunkenberger has a long association with the Virginia Tech women's basketball program, having served on Carol Alfano's staff for nine years (1988-97). She worked as a graduate assistant for two years before being promoted to a full-time assistant position, and helped lead the Hokies to the 1994 and 1995 NCAA Tournaments, the first two appearances in school history. Dunkenberger not only helped lead Tech to two NCAA Tournaments, but also to the Metro Conference Tournament championship in 1994 and the Metro Conference regular-season championship in 1995. She served three years as recruiting coordinator and was responsible for signing Tere Williams, the first Parade All-American in the school's history. In addition, Dunkenberger assisted in recruiting eight members of the Tech 1,000-point club and four of the top six scorers in the program's history.

Dunkenberger returned to Blacksburg in 2004 after guiding Western Carolina to a 65-50 record, including a 14-17 mark in her final season when the sixth-seeded Catamounts won three games to advance to the Southern Conference Tournament





finals. The program had only won a total of four tournament games in its previous 20 years in the conference.

The Catamounts came up with huge wins during the 2002-03 season, including a 73-69 victory over Chattanooga on the road to clinch second place in the SoCon and a 64-54 win over UNC Greensboro heading into the league tournament. Dunkenberger's efforts earned her 2002-03 Southern Conference Coach of the Year honors as the Catamounts finished the season with a 21-7 record, the program's best since beginning NCAA Division I competition in 1981-82. It was the first time a WCU women's basketball coach had received the recognition.

In Dunkenberger's first season (2000-01), the Cats posted a 13-15 record, the most wins for the program in 12 seasons. She backed that up with a 17-11 record in the 2001-02 season. Dunkenberger reached 50 wins faster than any other head coach in the program's history.

In 2003-04 at Western Carolina, Tiffany Hamm was named to the SoCon All-Conference team after being voted the 2002-03 Player of the Year by the SoCon Sports Media Association. Hamm also earned 2002-03 all-conference honors along with teammate Jennifer Gardner, while Erin May graced the All-Freshman team that season. It was the fourth consecutive year a WCU athlete was represented on the All-Rookie list.

In addition to the athletic honors, Yoneko Allen was named to the 2004 Verizon Academic All-America Third Team after being named to the All-District III team for the third consecutive season. She was also a two-time Arthur Ashe, Jr., Sports Scholar along with teammate Christy Blackwell, who received the honor the previous year. Laura Echols racked up quite a number of honors in her last two seasons under Dunkenberger's tutelage. Echols was named to the 2001 and 2002 Verizon Academic All-District III teams, the 2001 and

2002 all-conference teams and the SoCon Player of the Week three times.

Other Catamounts receiving honors under Dunkenberger's guidance included 2001 Conference Freshman of the Year Tiffany Hamm, who was the SoCon leading rookie scorer that year, with 12.0 ppg; Ki-Ki Glass, who was named to the 2002 SoCon All-Freshman team; Jennifer Gardner, who was named a SoCon Player of the Week in 2002; and Yoneko Allen, who was named to the 2002 Verizon Academic All-District III second team, an Arthur Ashe, Jr., Sports Scholar and Western Carolina's 2002 Female Scholar Athlete of the Year.

Dunkenberger's emphasis on the importance of academics is easily recognized. Her 2000-01 squad finished in the top 25 in the nation for women's basketball programs academically, ranking sixth with an overall team GPA of 3.313.

During Dunkenberger's three-year tenure as an assistant coach, the last as recruiting coordinator at the University of Florida, she helped the Gators to a 63-36 overall record. The Lady Gators advanced to postseason play all three years with the 1997-98 team making an appearance in the Sweet 16. While in Gainesville, Dunkenberger had the opportunity to help coach five players who are currently, or were previously, on rosters in the WNBA.

Dunkenberger was valedictorian at Shawsville High School and graduated cum laude from Randolph-Macon College with a Bachelor of Science degree in mathematics in 1988. She was named academic all-district as well as all-conference. She continued her education by earning a Master of Science degree in education at Virginia Tech in 1990 and served as the commencement speaker at both her high school and undergraduate graduation ceremonies. A native of Shawsville, Va., she is the daughter of Tom and Rebecca Dunkenberger.

## PERSONAL

**Birthplace:** Roanoke, Va.  
**Hometown:** Shawsville, Va.

## EDUCATION

**Virginia Tech (Blacksburg, Va.),** 1988-90  
M.S. Education- Sports Management  
**Randolph-Macon (Ashland, Va.)** 1984-88  
B.S. Mathematics

## PLAYING CAREER

**Randolph-Macon:** 1984-88  
All-conference selection  
Academic District All-American  
Top student-athlete in 1988

## COACHING CAREER

**Virginia Tech**  
Head Coach 2004-present  
NCAA First Round, 2005  
NCAA Second Round, 2006  
WNIT Third Round, 2007

**Western Carolina**  
Head Coach 2000-04  
Southern Conference Coach of the Year  
2002-03  
Most victories in school history 2002-03  
Southern Conference Tournament runner-up  
2003-04

**Florida**  
Assistant Coach 1997-00  
NCAA Sweet 16 1997-98  
NCAA Tournament 1998-99  
NIT Championship Runner-up 1999-00

**Virginia Tech**  
Graduate Assistant 1988-90  
Assistant Coach 1990-97  
Metro Conference tournament title  
1993-94  
NCAA First Round 1993-94  
Metro Conference regular season title  
1994-95  
NCAA Second Round 1994-95



*Senior Associate Director of Athletics Sharon McCloskey presents Coach Beth Dunkenberger with a commemorative ball recognizing her 100th victory as a head coach.*



# A Talk With Dunkenberger

**How much of an impact will the new practice facility have on both recruiting and this year's team?**

Our new practice facility is, in a word, "unbelievable." It provides us with 24-hour-a-day access to a practice court, training room, and a weight room. It's more than just a practice facility; it's a tribute to the history of the program. We honor the four conference championship titles our teams have won. We highlight the 12 teams that have gone on and competed in postseason play. We recognize our All-Americans, our Academic All-Americans, our All-Conference players, our graduates and we know that the future holds all this and much more!

**With all of the injuries that last year's team incurred, what is your overall evaluation of their performance?**

Looking back it's hard to fathom how much adversity we overcame last season. We anticipated starting the season with 15 players and after numerous career-ending injuries, we began practice with 10 players. Four of the five we lost were potential starters as well, and combined to average 46 points and 21 rebounds the previous year. That said, our youngsters stepped up and grew last year. Despite all the setbacks we missed a shot in the final seconds to tie No. 4 Duke. We were down two points with under a minute remaining against eventual ACC co-champion Florida State. We battled with heart and soul and grew as a team along the way.

**How did the experience of last season help the junior class since the injuries forced them into primary roles of leaders both on and off the court.**

Utahya Drye and Lindsay Biggs grew tremendously as juniors after three of our four seniors were sidelined with injuries. Both stepped up as leaders following the injuries to our two team captains and Utahya became our leading scorer and rebounder. Lindsay doubled her scoring average after moving into a starting role last year.

**What adjustments did Utahya Drye make in her game that resulted in her leading the team in both scoring and rebounding?**

Utahya quickly assumed our scoring role after we lost our top two returning scorers. I let her know early on she was now one of our "go to" players and she responded. She showcased her versatility by posting up smaller players and taking slower ones away from the hoop.

**Lindsay Biggs set the school single-season record last year for three-point field goals. How much of this year's offense will revolve around getting her open looks at the basket?**

Lindsay's confidence blossomed last year, but it was her ability to hit the 15-footer and the jumper off the dribble that made her shots from behind the arc that much harder to guard. With the addition of healthy and talented players



this year, other teams won't be able to key in on Lindsay as they did last year, so I think she'll be harder to guard.

**Laura Haskins directed the offense for the last three seasons which obviously provided a level of comfort at the point-guard position. After transferring from Alabama, what were your impressions of Nikki Davis and what improvements in her game does she need to make as she takes over the offense?**

It was a great boost as Nikki joined us at the semester break last season. She very unselfishly played out of position at the shooting guard spot. This year, with Laura's graduation, she will move back to the point and brings an aggressive scoring mentality to that spot which I like.

**Brittany Gordon showed great improvement last year, especially at the end of the season. What do you attribute to her great growth as a player from her freshmen to sophomore season?**

Brittany worked extremely hard and was a human sponge soaking up as much as she could during her first two seasons. Last year, after we lost two post players ahead of her on the depth chart to back injuries, she was thrust into a starting role. The experience was invaluable

and she proved to be an excellent defender and rebounder. This year we're looking for her to grow offensively as well.


**Shanel Harrison had a solid freshman season and scored in double figures seven times. What does she need to do to become a more consistent player on both ends of the floor?**

Shanel showed much promise during her freshman year. She had a double-double in her first ACC game, but unfortunately she also injured her knee in that game. Shanel was hampered with that injury until she had it surgically repaired following the season. We have high expectations for a healthy Shanel this year.

**What roles do you see Shani Grey, Lakeisha Logan and Elizabeth Basham playing on this year's team?**

All three have valuable roles for our team. Shani is our "spark" and has become a crowd favorite with the energy she brings as she enters the game, especially on the defensive end of the floor. Lakeisha is a great shooter and she will be used to stretch the defense. We want her looking to score when she's on the court. Elizabeth is a great shooter as well (especially after having her shoulder repaired) and she is also a very solid defender in the paint.





Beth Dunkenberger with the five of the six WNBA players she has coached – Tonya Washington, Murriel Page and Tamara Stocks; and Brandi McCain and Tiffany Travis (with former assistant Bobbie Kelsey)

## DUNKENBERGER'S RECORD VS. ALL OPPONENTS

Opponent	Record	Streak	Last Meeting	Opponent	Record	Streak	Last Meeting
Alabama	1-0	Won 1	W, 72-59, Dec. 4, 2004	Lafayette	1-0	Won 1	W, 66-44, Dec. 29, 2008
Alabama-Birmingham	1-1	Won 1	W, 77-71, Dec. 2, 2007	Liberty	4-1	Lost 1	L, 43-45, Dec. 30, 2008
Appalachian State	6-2	Lost 1	L, 64-72, Feb. 28, 2004	Longwood	2-0	Won 2	W, 73-57, Jan. 25, 2009
Auburn	0-1	Lost 1	L, 73-81, Mar. 22, 2007	Maryland	2-4	Lost 4	L, 79-96, Jan. 18, 2009
Bethune-Cookman	1-0	Won 1	W, 65-52, Nov. 16, 2001	Miami (Fla.)	3-3	Lost 1	L, 56-59, Feb. 12, 2009
Boston College	3-3	Lost 3	L, 62-73, Jan. 11, 2009	Minnesota	1-1	Won 1	W, 68-62, Nov. 30, 2007
Campbell	3-1	Won 3	W, 56-43, Nov. 21, 2003	Missouri	1-0	Won 1	W, 82-51, Mar. 19, 2006
Central Florida	1-0	Won 1	W, 77-74, Nov. 17, 2001	Morehead State	1-0	Won 1	W, 77-64, Feb. 3, 2007
Charlotte	1-1	Lost 1	L, 55-76, Dec. 16, 2007	North Carolina	0-7	Lost 7	L, 77-93, Feb. 5, 2009
Chattanooga	1-8	Lost 3	L, 66-75, Mar. 5, 2004	North Carolina A&T	1-0	Won 1	W, 85-56, Dec. 5, 2007
Clemson	3-3	Won 1	W, 65-61, Jan. 28, 2009	North Carolina Central	1-0	Won 1	W, 81-45, Nov. 20, 2008
Coastal Carolina	1-0	Won 1	W, 69-51, Nov. 25, 2000	North Carolina State	0-5	Lost 5	L, 46-67, Feb. 1, 2009
College of Charleston	7-1	Won 5	W, 74-58, Jan. 31, 2004	Old Dominion	1-1	Won 1	W, 76-69, Nov. 22, 2005
Connecticut	0-1	Lost 1	L, 56-79, Mar. 21, 2006	Prairie View A&M	1-0	Won 1	W, 74-66, Nov. 24, 2007
Dartmouth	1-0	Won 1	W OT, 80-73, Jan. 20, 2008	Presbyterian	1-0	Won 1	W, 64-31, Jan. 5, 2009
Davidson	8-3	Won 4	W, 87-62, Dec. 30, 2004	Radford	4-1	Won 1	W, 78-54, Nov. 18, 2008
Delaware State	1-0	Won 1	W, 66-50, Nov. 18, 2006	Richmond	2-0	Won 2	W, 54-47, Dec. 4, 2005
Denver	1-1	Won 1	W, 56-40, Nov. 25, 2005	Robert Morris	1-0	Won 1	W, 76-67, Dec. 21, 2007
DePaul	0-1	Lost 1	L, 78-79, Mar. 20, 2005	St. Francis (Pa.)	1-0	Won 1	W, 77-62, Dec. 12, 2004
Detroit	1-0	Won 1	W, 71-57, Dec. 29, 2006	St. Mary's (Calif.)	1-0	Won 1	W, 70-67, Nov. 29, 2002
Duke	0-10	Lost 10	L, 46-62, Feb. 19, 2009	St. Joseph's	1-0	Won 1	W, 66-63, Nov. 28, 2008
East Carolina	1-0	Won 1	W, 72-46, Dec. 30, 2007	Savannah State	2-0	Won 2	W, 71-56, Dec. 9, 2002
East Tennessee State	4-5	Won 1	W, 78-64, Dec. 18, 2006	Southern California	0-1	Lost 1	L, 64-65, Nov. 23, 2007
Eastern Kentucky	0-1	Lost 1	L, 71-93, Dec. 17, 2003	Southern Methodist	1-1	Lost 1	L, 56-63, Dec. 20, 2008
Elon	1-2	Lost 2	L, 45-57, Feb. 17, 2004	Southern Mississippi	1-0	Won 1	W, 105-40, Dec. 28, 2004
Evansville	1-0	Won 1	W, 79-59, Nov. 29, 2005	Tennessee State	1-0	Won 1	W, 67-59, Nov. 29, 2001
Florida State	1-5	Lost 5	L, 63-67, Jan. 8, 2009	Tennessee Tech	1-0	Won 1	W, 87-52, Nov. 25, 2006
Fordham	1-0	Won 1	W, 80-67, Jan. 6, 2005	Texas A&M - Corpus Christi	1-0	Won 1	W, 76-64, Dec. 29, 2005
Furman	6-6	Won 3	W, 82-49, Dec. 29, 2007	Texas - San Antonio	1-0	Won 1	W, 84-59, Dec. 20, 2007
Gardner Webb	2-0	Won 2	W, 85-62, Nov. 22, 2002	Texas Tech	2-0	Won 2	W, 69-62, Dec. 20, 2005
George Mason	1-0	Won 1	W, 69-52, Nov. 23, 2008	UNC Asheville	3-1	Lost 1	L, 41-51, Dec. 6, 2003
Georgia Southern	4-4	Won 1	W, 65-57, Jan. 24, 2004	UNC Greensboro	6-4	Won 3	W, 59-53, Nov. 14, 2008
Georgia State	0-1	Lost 1	L, 65-76, Jan. 11, 2001	UNC Wilmington	0-1	Lost 1	L, 68-75, Dec. 3, 2000
Georgia Tech	3-2	Lost 2	L, 68-73 ot, Feb. 26, 2009	USC Upstate	1-0	Won 1	W, 68-62 ot, Feb. 2, 2009
High Point	3-1	Won 2	W, 103-64, Nov. 11, 2007	Valparaiso	1-0	Won 1	W, 64-57, Nov. 19, 2004
Howard	1-0	Won 1	W, 97-78, Nov. 12, 2006	Vanderbilt	0-1	Lost 1	L, 43-72, Nov. 29, 2008
IUPUI	0-1	Lost 1	L, 52-64, Dec. 19, 2008	Virginia	2-9	Lost 6	L, 57-66, Mar. 5, 2009
Iowa State	0-1	Lost 1	L, 69-75, Nov. 24, 2006	Wake Forest	7-4	Won 1	W, 79-55, Feb. 22, 2009
James Madison	3-0	Won 3	W, 72-70 ot, Dec. 14, 2008	West Virginia	1-0	Won 1	W, 60-56, Nov. 13, 2006
Jacksonville			First Meeting	Western Carolina	1-0	Won 1	W, 74-64, Mar. 17, 2007
LSU	0-1	Lost 1	L, 40-74, Nov. 14, 2006	Wisconsin	0-1	Lost 1	L, 52-61, Dec., 4, 2008





# SHELLIE GREENMAN

Assistant Women's Basketball Coach

Recruiting coordinator Shellie Greenman is in her sixth year on the Virginia Tech staff after serving on Beth Dunkenberger's staff as associate head coach and recruiting coordinator at Western Carolina. Greenman previously served on Carol Alfano's Virginia Tech staff from 1988-93.

As the recruiting coordinator for Western Carolina, Greenman organized all recruiting efforts. She continues those duties at Tech, and is also responsible for coaching the guards and working with the offense.

"Shellie has been instrumental in finding the right players to help us build a championship program," Dunkenberger said. "It takes more than just talented athletes to win. We need players who are dedicated and hard working, who

are competitive, who put our team first and who are also good people. Shellie searches far and wide to find those special people."

Greenman has been coaching at the Division I level for 15 years. She worked previously at Western Carolina under head coach Gary Peters from 1993-96. Greenman has also completed stints at Miami University (Ohio) and Tennessee-Chattanooga. She has the impressive distinction of having recruited a player who was named the Conference Rookie of the Year at each of the three schools.

Greenman earned her bachelor's degree in 1988 from Emory and Henry College and went on to earn her master's in 1990 at Virginia Tech. At the start of her career, Greenman worked as an assistant coach with Dunkenberger for five years at Virginia Tech. A four-year letterwinner in basketball at Emory and Henry, Greenman led her team to the ODAC Conference championship in 1988, as she was named to the All-Tournament team. The daughter of Bill and Joan Greenman, she originally hails from Blacksburg, Va. In her spare time, she enjoys playing golf and spending time with her nephews, Austin and Jake, and her niece, Emma.



## PERSONAL

**Birthplace:** Asheville, N.C.  
**Hometown:** Blacksburg, Va.

## EDUCATION

**Virginia Tech (Blacksburg, Va.),** 1988-90  
M.S. Education - Health and PE  
**Emory & Henry (Emory, Va.)** 1984-88  
B.S. Physical Education

## PLAYING CAREER

**Emory & Henry:** 1984-88  
1988 ODAC regular and tournament champs  
1988 ODAC All-Tournament team

## COACHING CAREER

### Virginia Tech

Asst. Coach, 2004-present  
NCAA First Round, 2005  
NCAA Second Round, 2006  
WNIT Third Round, 2007

### Western Carolina

Assoc. Head Coach, 2000-04  
Most Victories in School History (21), 2002-03  
Southern Conference Tournament runner-up, 2003-04

### Miami University

Asst. Coach, 1998-00

### Tenn.-Chattanooga

Asst. Coach, 1996-98

### Western Carolina

Asst. Coach, 1993-96

### Virginia Tech

Volunteer Asst. Coach, 1988-90  
Restricted Earnings Coach, 1990-93

## Getting to know Shellie

**Best vacation you've taken:** I've had so many great ones, it's hard to pick just one. But I would have to say going to Emerald Isle with my family every year growing up.

**Best basketball memory:** Without a doubt, Brittany Cook's stick back to beat Virginia in Charlottesville. The No. 2 play of the night on SportsCenter!

**Favorite Hokie sporting event you've witnessed (other than women's basketball):** Our men's team beating Duke in the Cassell.

**Favorite spot on Virginia Tech Campus:** Lane Stadium on any football Saturday or Thursday night!

**Best birthday memory:** 30 was good...40 was great! Just glad I keep having them!

**Hobbies & interests:** I love to play golf! Enjoy vacationing with friends, going to the movies, and spending time with my nephews, Austin and Jake, and my niece, Emma. Oh yeah and my mom, dad and brother, Travis and sister-in-law, Bobbie!

**Favorite movies:** Pretty Woman, Meet the Parents and Halloween (the original)



# STACY CANTLEY

## Assistant Women's Basketball Coach

produced highlight tapes and coordinated scheduling for the team while developing the perimeter and post players. Cantley has been a member of the Women's Basketball Coaches Association since 1999.

"We are very excited to have someone with Stacy's experience on our staff," stated Dunkenberger. "She is a tireless worker who is a huge asset to our program."

Cantley earned her bachelor's degree in physical education in 1999 from UNC Wilmington, where she was a four-year letterwinner in basketball. Cantley finished her career at Wilmington on the school's top 10 all-time list in rebounds.

Born in Beckley, W.Va., Stacy is the daughter of Larry and Patricia Cantley.

Stacy Cantley begins her 11th season as a collegiate coach and ninth on head coach Beth Dunkenberger's staff.

Prior to joining Dunkenberger's staff at Western Carolina, Cantley was an assistant coach at the University of North Carolina at Wilmington for three seasons. While at Wilmington, Cantley scouted,



### PERSONAL

**Birthplace:** Beckley, W.Va.

**Hometown:** Beckley, W.Va.

### EDUCATION

**UNC Wilmington (Wilmington, N.C.):** 1994-98  
B.A. Physical Education

### PLAYING CAREER

**UNC Wilmington:** 1994-98  
Top 10 career rebounds in school history  
Four-year letterwinner

### COACHING CAREER

#### Virginia Tech

Assistant Coach, 2004-present  
NCAA First Round, 2005  
NCAA Second Round, 2006  
WNIT Third Round, 2007

#### Western Carolina

Assistant Coach, 2001-04  
Most Victories in School History (21),  
2002-03  
Southern Conference tournament runner-up,  
2003-04

#### UNC Wilmington

Student Coach, 1998-99  
Restricted Earnings Coach, 1999-00  
Assistant Coach, 2000-01

## Getting to know Stacy

**Best vacation you've taken:** Zihuatanejo, Mexico. I was with some very special people and we had an unbelievable time!

**Best basketball memory:** In 2007, when Brittany Cook tipped in the winning shot at UVa.

**Favorite Hokie sporting event you've witnessed (other than women's basketball):** Any football game at Lane Stadium. The atmosphere is unbelievable!

**Favorite spot on Virginia Tech Campus:** The Drill Field. Especially the view from the chapel.

**Best birthday memory:** My 30th birthday party at the pond. Hanging out with great friends and laughing at everyone attempting to go down the zip line.

**Hobbies & interests:** Fishing, water or snow skiing, anything on the water. I also love to hang out with my niece and nephews.

**Favorite movies:** Remember the Titans, Rudy, Rocky IV, Shooter



# ANGELA CROSBY

## Assistant Women's Basketball Coach

University of Memphis, from July 2004-March 2007, where she was in charge of all recruiting efforts and worked with the Tigers' post players.

During her time at Chattanooga (2000-2004), the Lady Mocs won four Southern Conference regular season and tournament titles and advanced to the NCAA Tournament four times. Crosby obtained her first collegiate coaching job at her alma mater, Appalachian State (1996-2000), where she was the director of the women's summer camp in addition to her coaching duties.

As a player at Appalachian State, Crosby scored 1,023 points, averaging 21.9 points per contest, both of which set school records for a two-year player. She also concluded her career with 510 rebounds, averaging 9.3 boards per game, and was selected as the 1994 SoCon Player of the Year.

Prior to transferring to ASU, Crosby was a NJCAA All-American in 1992 at Anderson (S.C.) Junior College, where she averaged 18 points and 12.3 rebounds in two seasons.

Crosby is a 1995 graduate of Appalachian State with a bachelor's degree in habilitive science.

Angela Crosby, a native of Anderson, S.C., is in her second year on Beth Dunkenberger's staff at Virginia Tech.

Crosby comes to Tech with a combined 10 years of collegiate recruiting experience as an assistant coach at Appalachian State, Chattanooga and Memphis. She also coached at the high school level and was an outstanding player on both the junior college and Division I levels.

"We are extremely excited to have Angela join our staff," said head coach Beth Dunkenberger. "She brings extensive recruiting experience and a genuine enthusiasm for the game to our program."

In 2007-08, Crosby was the Assistant Dean of Students and girls' basketball coach at Whitefield Academy in Mableton, Ga. Prior to Whitefield, Crosby served as recruiting coordinator at the

### PERSONAL

**Birthplace:** Anderson, S.C.

**Hometown:** Anderson, S.C.

### EDUCATION

**Anderson Jr. College (Anderson, S.C.):** 1990-92  
Associate Degree

**Appalachian State (Boone, N.C.):** 1993-1995  
B.S. Habilitive Science

### PLAYING CAREER

**Appalachian State:** 1992-94  
1994 Southern Conference Player of the Year  
Anderson Junior College  
1992 NJCAA All-American


### COACHING CAREER

**Whitfield Academy (Mableton, Ga.)**  
Head Coach, 2007-2008

**University of Memphis**  
Recruiting Coordinator, 2004-2007

**Tenn-Chattanooga**  
Assistant Coach, 2000-04  
2001-04 SoCon regular season Champions  
2001-04 SoCon Tournament Champions  
2001-04 NCAA Tournament participant

**Appalachian State**  
Assistant Coach, 1996-2000  
1998-99 SoCon Tournament Champions



## Getting to know Angela

**Best vacation you've taken:** Cruise to the Bahamas.

**Best basketball memory:** Senior night in college.

**Favorite spot on Virginia Tech Campus:** Cassell Coliseum.

**Best birthday memory:** Ninth grade sleepover was a surprise birthday party.

**Hobbies & interests:** Singing and reading.

**Favorite movies:** Radio, The Green Mile.



# JILL JAMESON

Director of Basketball Operations



Jill Jameson begins her sixth season with the women's basketball staff as the director of basketball operations.

Jameson earned a Master of Science degree in education from Virginia Tech in 1995 and returned to Blacksburg, Va., in 2004 after serving as assistant women's basketball coach at Marquette University for three years. At Marquette, Jameson served as recruiting coordinator, assisted with on-court coaching, specializing in the development of the guards, assisted in film evaluation and scouting and organized the marketing and promotions for the women's basketball program.

Prior to her time at Marquette, Jameson was an assistant at Tennessee-Chattanooga (1998-2001), where she helped the program capture two Southern Conference regular-season

championships (2000-01), the 2001 SoCon Tournament title, an appearance in the 2001 NCAA Tournament, as well as the 2000 WNIT Second Round.

Jameson was assistant coach and recruiting coordinator at Francis Marion (1997-98), which won the 1998 Peach Belt Athletic Conference Tournament title and advanced to the NCAA Division II Final Four. She began her coaching career at Virginia Tech (1993-97) as an assistant coach after receiving a Bachelor of Science degree from Northern Iowa. While on the Tech staff, Jameson assisted with all aspects of the program both on and off the court.

In the Director of Basketball Operations position at Virginia Tech, Jameson coordinates team travel, budget, equipment, serves as a liaison with the Hardwood Club including organization of the Annual Women's Basketball Auction, coordinates community service work for the team and is the director of women's basketball summer camps. Born in Tell City, Ind., Jill is the daughter of John and Joyce Jameson.

## PERSONAL

**Birthplace:** Tell City, Ind.

**Hometown:** North Vernon, Ind.

## EDUCATION

**Virginia Tech (Blacksburg, Va.):** 1993-95  
M.S. Education

**Northern Iowa (Cedar Falls, Iowa):** 1988-93  
B.S. Physical Education

## PLAYING CAREER

**Northern Iowa:** 1988-92

Four-year letterwinner, Three-year starter

## Athletes in Action

Member of Australia tour team

Macedonia - Coach and player

Mexico, London - Coach

## COACHING CAREER

### Virginia Tech

Dir. of Basketball Ops., 2004-present

NCAA First Round, 2005

NCAA Second Round, 2006

WNIT Third Round, 2007

### Marquette

Assistant Coach, 2001-04

2004 NCAA Second Round

2003 WNIT Second Round

### Tenn-Chattanooga

Assistant Coach, 1998-01

2001 Southern Conf. regular-season co-champs

2001 Southern Conf. Tournament champs

2001 NCAA Tournament

2000 Southern Conf. regular-season champs

2000 WNIT First Round

### Francis Marion

Assistant Coach, 1997-98

Division II Final Four, 1997-98

Peach Belt Athletic Conf. Champions, 1997-98

Peach Belt Athletic Conf. Tourn. Champs, 1997-98

### Virginia Tech

Assistant Coach, 1995-97

Graduate Assistant, 1993-95

Metro Conference tournament title, 1993-94

NCAA first round, 1993-94

Metro Conference regular season title, 1994-95

NCAA Second Round, 1994-95

## Getting to know Jill

**Best vacation you've taken:** Running with the Bulls in Pamplona, Spain. A little scary but a great adrenaline rush.

**Favorite Hokie sporting event you've witnessed (other than women's basketball):** Any night football game at Lane Stadium. Incredible atmosphere especially when the team runs out to Metallica's "Enter Sandman".

**Favorite spot on Virginia Tech Campus:** West End dining hall and War Memorial Chapel overlooking the drillfield.

**Best birthday memory:** Hanging out with friends at the pond in Shawsville with a water trampoline, zip line, rope swings and great food.

**Hobbies & interests:** Working with Athletes in Action, riding my Italian scooter, fishing, knitting, playing football, Starbucks and.....long walks on the beach.

**Favorite movies:** Shawshank Redemption, Good Will Hunting and Coming to America





# SUPPORT STAFF



**Ollin Dunford**  
Graduate Assistant

Ollin Dunford will serve as a graduate assistant with the women's basketball program again this season. Dunford is responsible for film exchange as well as the team's student managers. He also assists with recruiting in the preparation of mailouts, on-campus visits and tracking recruit's playing schedules. Dunford will also assist with all phases of the summer camps.

Dunford comes to Virginia Tech from Mars Hill College where he played both football and men's basketball for the Lions. He was a four-time Who's Who recipient among American collegiate students and also was a four-time member of the South Atlantic Conference Honor Roll.

Dunford was both all-conference and all-region in both football and basketball at Smoky Mountain High School in Sylva, N.C.

He is enrolled in graduate school majoring in public administration with a concentration in higher education administration.



**Amy Miller**  
Certified Athletic Trainer

Amy Miller begins her second year as the athletic trainer working directly with the women's basketball team. Miller comes to Virginia Tech after working the past seven years at Canisius College where she served as the athletic trainer for the women's basketball and women's soccer programs. She was also an approved instructor at the College, where she taught Nutrition for the Athletic Trainer.

Miller earned her bachelor's degree in athletic training from the University of Charleston in West Virginia. Upon graduation, she received the Thomas S. Templeton Memorial Athletic Training Fellowship from the Center of Sports Medicine and Orthopedics in Chattanooga, Tenn. As an athletic training fellow, she served as an athletic trainer at Notre Dame High School and the McCallie School, both located in Chattanooga. From there, Miller attended the University of Kentucky, where she earned her master's degree while serving as a graduate assistant athletic trainer for the Wildcats' swimming and diving programs.

The Pittsburgh native served as the site coordinator for the NCAA and Canisius College Drug Testing programs and was the alumni relations representative within the athletic training department.

Miller has contributed research to the profession and has presented at both the national and state levels.



**Torye Hurst**  
Associate Director,  
Athletics Communications

Torye Hurst, associate director of athletics communication, is in his 10th year working with the women's basketball program. Hurst is responsible for the day-to-day promotion of the women's basketball and men's and women's tennis programs.

During his tenure at Virginia Tech, Hurst served as the media coordinator for the 2004 NCAA Women's Basketball first and second rounds in Blacksburg, Va. Additionally, Hurst has handled the play-by-play duties for the Tech baseball program for the past five years as well as serving in the same capacity on webcasts for the ACC at the 2005 and 2006 baseball championships.

Prior to arriving in Blacksburg, Hurst was the director of marketing and media relations for the Peach Belt Conference in Augusta, Ga., for eight years. At the Peach Belt, he was responsible for the publicity of the 12-member Division II conference. While in Augusta, he also served as the public address announcer for the Augusta GreenJackets Class A minor league baseball team.

Hurst completed a bachelor's of science degree in radio, television and film in 1982 from the University of Southern Mississippi and worked for the university for eight years as the program manager of WUSM-FM. While at USM, he received the "Best Sports Story Award" in 1991 from both the Mississippi Associated Press Broadcasters Association and the Mississippi Broadcaster's Association. Hurst completed a master's degree in sports administration from USM in 1992.



**Jerry Massey**  
Play-by-Play Announcer

Jerry Massey is in his fifth season as the play-by-play announcer for the Virginia Tech women's basketball program on the Virginia Tech ISP Sports Network. Massey also handles play-by-play duties for most of Virginia Tech's Olympic sports on hokiesports.com. He also served as the lead softball play-by-play broadcaster on the 2006 and 2007 ACC Softball Championships on theacc.com.

A graduate of Radford University, Massey served as the Assistant Director of Radio Operations for two years at his alma mater before coming to Virginia Tech. He was the play-by-play announcer for the Radford women's basketball program and served as the primary back-up play-by-play announcer for the Highlanders' men's basketball program. In addition to his play-by-play responsibilities, Massey was the public address announcer for many of Radford's Olympic sports.

The Spotsylvania, Va., native worked for two years in Radford's sports information department and began his collegiate broadcasting career during that time. He served as a play-by-play announcer and color commentator for the Highlanders' limited number of women's basketball and baseball broadcasts alongside now-current Oklahoma State broadcaster Dave Hunziker. In addition, Massey was a regular fixture on the campus radio station, WVRU, and handled duties as the sports director and anchor of Radford's weekly television show, NRV News.

In 2003, Massey was called upon at Radford to become their women's basketball play-by-play announcer. He would stay in that capacity until September 2005 when he accepted the same position at Virginia Tech.

In addition to his play-by-play duties for the Virginia Tech women's basketball program and for many of the Hokies' Olympic sports programs, Massey provides live, nationwide updates for all Virginia Tech home football games for multiple national sports media services. He began this part of his career in 2000 when he was called upon to give updates for the championship game of the Big South Men's Basketball Tournament.

Before he became a sports broadcaster, Massey was a varsity football and baseball official for the Virginia High School League. He is a graduate of Spotsylvania High School where he lettered in football and baseball. Massey holds a bachelor of science degree in media studies.

Meet the Staff



**Dianne Santolla**  
Women's Basketball  
Secretary



**Katie Rybacki**  
Student  
Manager



**Sarah Woldekidan**  
Student  
Manager



**Eric Cross**  
Assistant Equipment  
Manager



**David Jackson**  
Strength and Conditioning  
Coordinator





# HOME COURT ADVANTAGE

OVER 250 TOP COLLEGE PROGRAMS CHOOSE NIKE ELITE FOR THEIR GAME BALL



NIKE ELITE





# MEET THE







# HOKIES



*"Four years ago we were all very excited when Lindsay was offered the opportunity to play basketball at Virginia Tech, (her brother and sister are Hokies too!). Today we are very excited about the growth she has experienced as a student, an athlete and as an individual since being a part of this basketball program. The fantastic coaching staff is very passionate and committed to developing their student athletes to their fullest potential as well as preparing them for the future. They are all very supportive in every way. For that we are very grateful and appreciative. We believe Lindsay could not have had a better experience any where else!"*

**GO HOKIES!**  
Ron and Tara Biggs





# LINDSAY BIGGS

#20 5-11 • Senior • Guard  
Midlothian, Va. • Manchester H.S.



Meet the Hokies

**As a junior (2008-09):** Played and started all 30 games ... Set career highs with 25 points and seven three-point field goals at No. 12 Maryland ... Second on the team in scoring ... Set school record with 71 three-point field goals during the season ... Second on the team with 65 assists ... Scored in double figures 20 times ... Made at least one trey in 26 games.

**As a sophomore (2007-08):** Scored a career-high 14 points versus No. 12 Duke ... Dished out a career-high six assists against Furman in the Hokie Hardwood Classic ... Led the team with 32 three-point field goals ... Had first collegiate start against Wofford.

**As a freshman (2006-07):** Saw action in 34 games ... Led team with 28 three-point baskets ... Tallied a career-high 13 points at No. 2 North Carolina, including a career-best three treys.

**Prior to Virginia Tech:** McDonald's All-America nominee ... Averaged 18 points, eight rebounds and six assists for coach Jerry Gibbs at Manchester High School ... Named first team All-Group AAA by the Associated Press ... First-team Central Region and Dominion District Player of the Year and first-team all-region and all-district ... *Richmond Times-Dispatch* All-Metro Player of the Year ... Scored 1,662 career points, the most in school history, while also setting the school standard for career assists ... Had 27 points and 11 rebounds in the state semifinals and averaged 24 points in the postseason ... Led team to a 29-2 record with a 28-game winning streak ... Played for the Chesterfield Aces AAU team coached by Mark Teachey.

## Biggs' Career Highs

Points	25	at #12/16 Maryland (118/09)
FGA	19	at Wisconsin (12/4/08)
FGM	9	at #12/16 Maryland (1/18/09)
3FGA	12	at #8/9 North Carolina (2/5/09)
3FGM	7	at #12/16 Maryland (1/18/09)
FTA	6	at Vanderbilt (11/29/08)
FTM	4	vs. Howard (11/12/06)
Rebounds	8	(two times)
Assists	7	vs. IUPUI (12/19/08)
Blocks	3	vs. Miami (2/12/09)
Steals	3	vs. UTSA (12/20/07)

**Personal:** Lindsay Michelle Biggs ... Born 6/13/88 in Richmond, Va. ... Right-handed ... Daughter of Ronald and Tara Biggs ... Enrolled in sociology.

## Biggs' Career Statistics

Year	G	GS	MP	FGM-Att	Pct.	3PTM-Att	Pct.	FTM-Att	Pct.	Reb.	Avg.	A	TO	Blk	ST	TP	Avg.
06-07	34	0	474	44-135	.326	28-97	.289	17-17	1.000	45	1.3	19	34	10	7	133	3.9
07-08	29	6	481	53-163	.325	32-100	.320	11-15	.733	53	1.8	37	55	7	6	149	5.1
08-09	30	30	945	142-374	.380	71-194	.366	21-35	.600	101	3.4	65	78	13	15	376	12.5
Totals	93	36	1900	239-672	.356	131-391	.335	49-67	.731	199	2.1	121	167	30	28	658	7.1



**A Talk With**  
**Lindsay**

**My biggest inspiration is:**  
My parents

**One word to describe my game:**  
Competitive

**My favorite basketball memory is:**  
Winning the state quarterfinal in overtime my senior year

**Favorite place to play pick up is:**  
At the gym back home with the guys

**My favorite food is:**  
Any kind of chicken

**My favorite musical artist is:**  
Lil' Wayne and T-Pain

**If I could invite three people to dinner, I would invite:**  
Michael Jordan, Dwyane Wade and Diana Taurasi

**One thing few people know about me is:**  
I have to chew gum whenever I play basketball.

**Why I chose my number:**  
I had it when I played AAU and I loved that team.

**Favorite movie:**  
"Love and Basketball"

**Favorite actor:**  
Will Ferrell

**Favorite television show:**  
"Law and Order SVU"

**I chose Virginia Tech because:**  
My brother and sister went here, and I just felt comfortable and at home.

**My favorite pro sports team is:**  
Miami Heat

**My current cell phone ring is:**  
My phone is on vibrate 99% of the time

**My favorite class at Virginia Tech is/was:**  
Creative Dance

**My dream job is:**  
Playing pro basketball

**My favorite quote is:**  
"I can accept failure, but I can not accept not trying"

**My nickname is:**  
BIGGS

**My advice to a young athlete is:**  
Never give up on your dream, because there will be struggles, but you just have to fight through them and always stay positive.

**My favorite ice cream flavor is:**  
Cherry Garcia

**My hidden talent is:**  
I can do the worm.





# UTAHYA DRYE

#15 6-1 • Senior • Forward  
 Durham, N.C. • Northern Durham H.S.



**As a junior (2008-09):** Played and started in all 30 games ... Led team and was ninth in ACC scoring ... Set career-highs of 30 points, 16 rebounds and seven steals against USC Upstate ... Named to the Hokie Hardwood Classic All-tournament team ... Scored in double figures 24 times .. Had three double-doubles ... Needs 174 points to become the 22nd member of the Tech 1,000-point club.

**As a sophomore (2007-08):** Started all 30 games .... Third on the team in scoring ... Second in rebounding ... Tallied a career-high 17 points vs. Dartmouth ... Grabbed a career-high 12 rebounds at Wake Forest ... Recorded first career double-double against Liberty with 12 points and 10 boards.

**As a freshman (2006-07):** Played in all 34 games with two starts ... Scored a career-best 11 points versus Detroit in the Lady Luck Classic

Championship game in her second collegiate start ... Credited with career-high four steals against Detroit.

**Prior to Virginia Tech:** McDonald's All-America nominee ... Averaged 19 points, eight rebounds and four steals at Northern Durham High School ... Scored 1,261 career points for Coach Pam Adams at Northern Durham ... Narrowly missed a quadruple-double against Chapel Hill with 27 points, 14 rebounds, 13 steals and nine assists ... Associated Press All-State Second Team as a junior and senior ... *Durham Herald-Sun* All-Area Player of the Year as both a junior and senior ... Western Region MVP ... Selected to play in the North Carolina East-West All-Star game ... Two-time PAC 6 AAAA Player of the Year ... Played on the Garner Flames AAU team for coaches Reggie Bowens and Carl Baxtor.

## Drye's Career Highs

Points	30	vs. USC Upstate (2/2/09)
FGA	19	vs. USC Upstate(2/2/09)
FGM	12	vs. USC Upstate (2/2/09)
3FGA	2	(seven times)
3FGM	1	(seven times)
FTA	9	vs. James Madison (12/14/08)
FTM	8	vs. Florida State (1/8/09)
Rebounds	16	vs. USC Upstate (2/2/09)
Assists	7	USC Upstate (2/2/09)
Blocks	2	(two times)
Steals	7	vs. USC Upstate (2/2/09)

**Personal:** Utahya Shacona Drye ... Born 10/9/88 in Albemarle, N.C. ... Right-handed ... Daughter of Felix and stepmother Doretha Drye ... Enrolled in psychology.

## Drye's Career Statistics

Year	G	GS	MP	FGM-Att	Pct.	3PTM-Att	Pct.	FTM-Att	Pct.	Reb.	Avg.	A	TO	Blk	ST	TP	Avg.
06-07	34	2	428	43-101	.426	0-2	.000	21-31	.677	70	2.1	22	46	1	24	107	3.1
07-08	30	30	985	119-259	.459	4-15	.267	47-67	.701	183	6.1	64	103	9	41	289	9.6
08-09	30	30	1037	176-377	.467	3-15	.200	75-102	.735	195	6.5	53	102	9	48	430	14.3
<b>Totals</b>	<b>94</b>	<b>62</b>	<b>2450</b>	<b>338-737</b>	<b>.459</b>	<b>7-32</b>	<b>.219</b>	<b>143-200</b>	<b>.715</b>	<b>448</b>	<b>4.8</b>	<b>139</b>	<b>251</b>	<b>19</b>	<b>113</b>	<b>826</b>	<b>8.8</b>



## A Talk With **Utahya**

**My biggest inspiration is:**  
My father

**One word to describe my game:**  
Unselfish

**My favorite basketball memory is:**  
Hitting two big shots to send the game into overtime at Miami.

**Favorite late night snack:**  
Oreos

**Favorite place to play pick up is:**  
The YMCA back at home

**If I could invite three people to dinner, I would invite:**  
Jesus, Michael Jordan and Angelina Jolie

**My favorite sport other than basketball is:**  
Football

**One thing few people know about me is:**  
I scream when I laugh

**Why I chose my number:**  
Because my high school number (11) was taken when I got here.

**My hobbies include:**  
Shopping, talking on the phone and traveling

**Favorite movie:**  
"Madea Goes to Jail"

**Favorite actor:**  
Kat Williams

**Favorite television show:**  
"The Game"

**I chose Virginia Tech because:**  
It's not that far from home.

**My current cell phone ring is:**  
"Bossy Lady" by Rick Ross

**My favorite quote is:**  
"Anything is possible if you believe in Jesus."

**My favorite book is:**  
Homecoming

**My nickname is:**  
Tahya

**My advice to a young athlete is:**  
Follow your dreams and stay motivated.

**My favorite ice cream flavor is:**  
Strawberry

**My hidden talent is:**  
I can juggle.





# LAKEISHA LOGAN

#24 5-8 • Senior • Guard  
 Scarborough, W. Va. • Oak Hill H.S.



**As a junior (2009-09):** Played in 25 games with one start ... Scored a career-high 19 points against North Carolina Central ... Had three double-digit scoring games ... Second on the team in three-point field goals made.

**As a sophomore (2007-08):** Saw action in 26 games with two starts ... Had first two collegiate starts against Virginia and No. 12 Duke.

**As a freshman (2006-07):** Played in 16 games ... Was used as a backup at the point guard position.

**Prior to Virginia Tech:** Captain of the all-state team ... Selected to the West Virginia vs. Ohio All-Star team ... Averaged 23 points, seven rebounds, nine assists and four steals for coach Jerry Epperly at Oak Hill High School ... Played on West Virginia Tornadoes for coaches Jerome Hornbuckle and Ron Montgomery.

**Personal:** Lakeisha Lavon Logan ... Born 11/20/87 in Beckley, W.Va. ... Right-handed ... Daughter of Edward and Nina Logan ... Major is political science.

### Logan's Career Highs

Points	19	vs. North Carolina Central (11/20/08)
FGA	10	vs. North Carolina Central (11/20/08)
FGM	8	vs. North Carolina Central (11/20/08)
3FGA	6	(four times)
3FGM	3	vs. North Carolina Central (11/20/08)
FTA	2	at Wake Forest (1/18/07)
FTM	1	(two times)
Rebounds	5	at George Mason (11/23/08)
Assists	4	vs. North Carolina Central (11/20/08)
Blocks	1	(three times)
Steals	2	vs. High Point (11/11/07)

### Logan's Career Statistics

Year	G	GS	MP	FGM-Att	Pct.	3PTM-Att	Pct.	FTM-Att	Pct.	Reb.	Avg.	A	TO	Blk	ST	TP	Avg.
06-07	16	0	64	1-9	.111	0-5	.000	1-3	.333	4	0.2	2	7	0	2	3	0.2
07-08	26	2	244	17-51	.333	6-28	.214	0-0	.000	15	0.6	21	36	2	13	40	1.5
08-09	25	1	283	33-76	.434	16-50	.320	2-5	.400	32	1.3	12	20	1	3	84	3.4
<b>Totals</b>	<b>67</b>	<b>3</b>	<b>591</b>	<b>51-136</b>	<b>.375</b>	<b>22-83</b>	<b>.265</b>	<b>3-8</b>	<b>.375</b>	<b>51</b>	<b>0.8</b>	<b>35</b>	<b>63</b>	<b>3</b>	<b>18</b>	<b>127</b>	<b>1.9</b>



## A Talk With **Lakeisha**

**My biggest inspiration is:**  
My father

**One word to describe my game:**  
Versatile

**My favorite basketball memory is:**  
Making it to the state tournament for the first time in the history of my high school.

**Favorite late night snack:**  
Mandarin oranges

**Favorite cartoon character:**  
Pinky from "Pinky and the Brain"

**My favorite local restaurant:**  
Backstreets

**My favorite food is:**  
Chicken Parmesan

**My favorite musical artist is:**  
Tupac, Lil' Wayne and T.I.

**If I could invite three people to dinner, I would invite:**  
Malcolm X, Micheal Jordan and Maya Angelou

**Most embarrassing song on my iPod is:**  
"Don't Take the Girl" by Tim McGraw

**Why I chose my number:**  
It was my brother's number in high school.

**Favorite movie:**  
"Love and Basketball"

**Favorite actor:**  
Denzel Washington

**Favorite TV show:**  
"First 48"

**My dream vacation spot is:**  
France

**I chose Virginia Tech because:**  
I liked the coaching staff, team and atmosphere.

**My favorite pro sports team is:**  
Philadelphia Eagles, because I am a Michael Vick fan.

**My current cell phone ring is:**  
"Here I am" by Rick Ross and "Smokin' Gun" by Jadakiss ft. Jasmine Sullivan

**My dream job:**  
Lawyer

**My advice to a young athlete is:**  
Work hard, because when you are not, your competition is.





# ELIZABETH BASHAM

# **42** 6-2 • Junior • Forward  
Abingdon, Va. • Abingdon H.S.



Meet the Hokies

**As as sophomore (2008-09):** Saw action in 25 of 30 games ... Suffered a shoulder injury and missed games against Miami and at Wake Forest.

**As a freshman (2007-08):** Saw action in 16 games ... Scored a career-high 10 points against UAB ... Missed five games while recovering from mono.

**Prior to Virginia Tech:** Averaged 11.1 points, 7.0 rebounds and 3.2 assists as a senior for coach Bobby Lasley at Abingdon High School ... A McDonald's

All-American nominee ... Second-team Highlands All-District ... Virginia High School Coaches Association All-Star game alternate ... Led team to Highlands District Tournament championship ... Played on Nautilus Express AAU team for coach Justin Wimmer.

**Personal:** Elizabeth Basham ... Born 3/10/89 in Lancaster, S.C. ... Right-handed ... Daughter of Wes and Barbara Basham ... Enrolled in hospitality and tourism management.

## Basham's Career Highs

Points	10	vs. UAB (12/2/07)
FGA	6	vs. UNC Greensboro (11/14/08)
FGM	4	vs. UAB (12/2/07)
3FGA	1	(five times)
3FGM	0	
FTA	2	(five times)
FTM	2	vs. UAB (12/2/07)
Rebounds	4	(two times)
Assists	2	vs. UNC Greensboro (11/14/08)
Blocks	1	(three times)
Steals	2	(two times)

## Basham's Career Statistics

Year	G	GS	MP	FGM-Att	Pct.	3PTM-Att	Pct.	FTM-Att	Pct.	Reb.	Avg.	A	TO	Blk	ST	TP	Avg.
07-08	16	0	134	17-28	.607	0-1	.000	5-6	.833	15	0.9	3	8	2	2	39	2.4
08-09	25	0	267	15-49	.306	0-9	.000	1-6	.167	29	1.2	7	14	2	7	31	1.2
<b>Totals</b>	<b>41</b>	<b>0</b>	<b>401</b>	<b>32-77</b>	<b>.416</b>	<b>0-10</b>	<b>.000</b>	<b>6-12</b>	<b>.500</b>	<b>44</b>	<b>1.1</b>	<b>10</b>	<b>22</b>	<b>4</b>	<b>9</b>	<b>70</b>	<b>1.7</b>



## A Talk With **Elizabeth**

**My biggest inspiration is:**  
My brother

**One word to describe my game:**  
Relaxed

**My favorite basketball memory is:**  
Beating our biggest rival in the district my senior year.

**Favorite late night snack:**  
Warm chocolate chip cookies and milk

**My favorite food is:**  
Mac and cheese

**My favorite musical artist is:**  
Lil' Wayne, Keyshia Cole and DMB

**My favorite sport other than basketball is:**  
Volleyball

**One thing few people know about me is:**  
I want to be a wedding planner.

**If I could invite three people to dinner, I would invite:**  
Julia Roberts, Orlando Bloom and Jamie Foxx

**Why I chose my number:**  
It was my brother's number.

**Favorite actor:**  
Orlando Bloom

**My dream vacation spot is:**  
Belize

**Favorite location on campus:**  
War Memorial Chapel looking onto the Drill Field at night

**I chose Virginia Tech because:**  
It feels like home and my teammates.

**My current cell phone ring is:**  
"I Love You" by Keyshia Cole ft. Lil' Wayne

**My favorite quote is:**  
"To the world you might be one person, but to one person you might be the world."

**My nickname is:**  
Bash


**My bucket list:**  
Be in two places at once





# NIKKI DAVIS

#12 5-7 • tr.-Junior • Guard  
Lexington, Ky. • Alabama/Lexington Catholic H.S.



**As a sophomore (2008-2009):** Played in 22 games with 19 starts ... Scored a career-high 16 points against No. 4 Duke ... Had seven double-figure scoring games ... Third on the team with 62 assists ... Handed out four or more assists eight times ... Missed first eight games while fulfilling NCAA transfer requirements.

**As a freshman (2006-07 at Alabama):** Played in all 30 games with 19 starts ... Averaged 5.1 points, 3.7 rebounds, 3.1 assists and 1.6 steals ... Scored in double figures five times and recorded double-digit assists on one occasion ... Tied her career-high with 16 points and set the Alabama freshman record with 11 assists against Birmingham Southern.

**Prior to college:** At Lexington Catholic

High School in Lexington, Ky., became only the second player in Kentucky high school history to compete and start in four state championships in a career ... Led team to consecutive state titles in 2005 and 2006, along with four straight regional and district championships ... Scored 1,263 career points, which is seventh on Catholic's all-time scoring list ... Holds the school career record for assists (802) and steals (530) ... Ranked as the No. 3 guard and among the nation's top 25 by bluechipcamp.com ... First team all-state selection by the *Lexington Herald-Leader* and the *Louisville Courier-Journal* following the 2005-06 season.

**Personal:** Laura Nicole Davis ... Born 12/9/87 in Lexington, Ky. ... Right-handed ...

## Davis' Career Highs

Points	16	vs.#4/10 Duke (1/16/09)
FGA	12	(three times)
FGM	6	vs. #16/14 Virginia (1/21/09)
3FGA	6	(two times)
3FGM	2	(two times)
FTA	9	vs. NC State (2/1/09)
FTM	7	vs. NC State (2/1/09)
Rebounds	7	(two times)
Assists	6	(two times)
Blocks	2	at #8/9 North Carolina (2/5/09)
Steals	5	(three times)

Daughter of Doug Spencer and Lynn Harns ... Enrolled in sociology.

## Nikki's Career Statistics

Year	G	GS	MP	FGM-Att	Pct.	3PTM-Att	Pct.	FTM-Att	Pct.	Reb.	Avg.	A	TO	Blk	ST	TP	Avg.
*06-07	30	19	717	51-155	.329	7-28	.250	45-65	.692	110	3.7	94	116	5	48	154	5.1
08-09	22	19	532	57-155	.368	8-50	.160	44-65	.677	67	3.0	62	83	5	44	166	7.5
#Totals	22	19	532	57-155	.368	8-50	.160	44-65	.677	67	3.0	62	83	5	44	166	7.5

\*at Alabama, #Virginia Tech only career stats



**A Talk With**  
**Nikki**

**My biggest inspiration is:**  
My nephew, Kaden

**One word to describe my game:**  
Energetic

**My favorite basketball memory is:**  
Winning state championships

**If I could appear on the cover of a magazine it would be:**  
*Sports Illustrated*

**My favorite food is:**  
Pizza

**My favorite music artist is:**  
Lil' Wayne

**If I could invite three people to dinner, I would invite:**  
Michael Jordan, my granny and John Wooden

**Most embarrassing song on my iPod is:**  
Anything by Britney Spears

**I chose Virginia Tech because:**  
Coaching staff, faculty and the ACC

**My current cell phone ring is:**  
"My Dougie"

**My dream job is:**  
Coach

**My nickname is:**  
Nik Nik





# BRITTANY GORDON

#23 6-4 • Junior • Center  
Howard County, Md. • River Hill H. S.



**As a sophomore (2008-09):** Played in all 30 games with 23 starts ... Set new career high of 12 points on four occasions ... Had two double-doubles ... Pulled down a career-high 13 rebounds against both Miami and Wake Forest ... Averaged 9.0 points and 10.3 rebounds in the final five games of the season ... Led team with 31 blocks.

**As a freshman (2007-08):** Played in 10 games ... Scored four points against Texas-San Antonio, Furman and East Carolina ... Blocked two shots against East Carolina in the Hokie Hardwood Classic championship game.

**Prior to Virginia Tech:** Averaged a double-double (20 points, 10 rebounds) at The Blair

Academy ... Named to the Mid-Atlantic Prep League Elite team ... Was a 1,000-point scorer for coach Teresa Waters at River Hill (Md.) High School and became the school's career rebound leader ... She was named the Fox 45 Player of the Year ... Played on Team Unique AAU squad for James and Jerry Nichols.

**Personal:** Brittany F. Gordon ... Born 8/6/87 in Baltimore, Md. ... Right-handed ... Daughter of John and Marva Gordon ... The youngest of five children with two brothers (John, Brandon) and two sisters (Shaunte', Lisa) ... Mother of three year-old Alayshia Marie Spears ... Enrolled in english.

### Gordon's Career Highs

Points	12	(four times)
FGA	9	(three times)
FGM	5	(two times)
3FGA	0	
3FGM	0	
FTA	8	vs. #16/12 Virginia (1/21/09)
FTM	7	vs. #16/12 Virginia (1/21/09)
Rebounds	13	(two times)
Assists	4	vs. #24/20 Virginia (3/5/09)
Blocks	3	(four times)
Steals	5	at Boston College (1/11/09)

### Gordon's Career Statistics

Year	G	GS	MP	FGM-Att	Pct.	3PTM-Att	Pct.	FTM-Att	Pct.	Reb.	Avg.	A	TO	Blk	ST	TP	Avg.
07-08	10	0	51	6-19	.316	0-0	.000	5-15	.333	14	1.4	0	7	4	1	17	1.7
08-09	30	23	718	67-150	.447	0-0	.000	60-92	.652	185	6.2	17	38	31	19	194	6.5
<b>Totals</b>	<b>40</b>	<b>23</b>	<b>769</b>	<b>73-169</b>	<b>.432</b>	<b>0-0</b>	<b>.000</b>	<b>65-107</b>	<b>.607</b>	<b>199</b>	<b>5.0</b>	<b>17</b>	<b>45</b>	<b>35</b>	<b>20</b>	<b>211</b>	<b>5.3</b>



**A Talk With**  
**Brittany**

**My biggest inspiration is:**  
God, and my beautiful 3-year old Alayshia.

**One word to describe my game:**  
Unexplainable

**My favorite basketball memory is:**  
Having a double-double against Duke my sophomore year.

**Favorite late night snack:**  
Candy

**If I could appear on the cover of a magazine it would be:**  
*Vogue, People, Elle and Vibe*

**My favorite food is:**  
Calamari

**My favorite musical artist is:**  
Aalyiah and Beyonce'

**If I could invite three people to dinner, I would invite:**  
Usain Bolt, Serena Williams and Barack Obama

**Most embarrassing song on my iPod is:**  
I have too many

**Favorite movie:**  
"Along Came Polly"

**My dream vacation spot is:**  
Virgin Islands

**I chose Virginia Tech because:**  
Academics are great, and everyone is extremely friendly

**My current cell phone ring is:**  
I have different ones for everyone that calls

**My dream job is:**  
12th grade English teacher in the inner city for under privileded kids.

**My nickname is:**  
Britt, BG, Beeeeeeggg

**My advice to a young athlete is:**  
Despite the trials and tribulations you encounter in life, never give up. You are the only factor that can stop you from being what you want to be.





# SHANI GREY

#30 5-8 • r-Junior • Guard  
Windsor, Conn. • Windsor H.S



**As a sophomore (2008-09):** Played in 26 games with nine starts ... Pulled down a career-high nine rebounds versus UNC Greensboro in her first collegiate start ... Had a career-high 17 points against Radford.

**As a redshirt freshman (2007-08):** Saw action in 26 games ... Scored a career-high eight points against Wofford ... Underwent surgery on left knee following Italy/Greece tour.

**As a freshman (2006-2007):** Missed the season due to left knee injury.

**Prior to Virginia Tech:** McDonald's All-American

nominee ... 2006 *New Haven Register* All-State selection ... Named to the Coaches Association All-State team as a junior ... Scored over 1,500 career points at Windsor High School for coach Vinnie Cianfarani ... A four-time All-CCC West selection ... Played on Connecticut Shamrocks AAU team coached by Alan Walker.

**Personal:** Shani Fayola Grey ... Born 4/18/88 in Charlotte, N.C. ... Right-handed ... Daughter of Leslie and Polly-Ann Grey ... Enrolled in sociology.

## Grey's Career Highs

Points	17	vs. Radford (11/18/08)
FGA	10	vs. James Madison (12/14/08)
FGM	5	(two times)
3FGA	1	(three times)
3FGM	1	vs. Longwood (1/25/09 )
FTA	9	vs. Radford (11/18/08)
FTM	7	(two times)
Rebounds	9	vs. UNC Greensboro (11/14/08)
Assists	3	(four times)
Blocks	1	vs. Florida State (1/8/09)
Steals	3	(two times)

## Grey's Career Statistics

Year	G	GS	MP	FGM-Att	Pct.	3PTM-Att	Pct.	FTM-Att	Pct.	Reb.	Avg.	A	TO	Blk	ST	TP	Avg.
06-07			DNP--	Knee surgery													
07-08	26	0	236	13-40	.325	0-0	.000	18-22	.818	29	1.1	9	15	0	14	44	1.7
08-09	26	9	405	31-85	.365	1-3	.333	27-39	.692	69	2.7	22	26	1	20	90	3.5
<b>Totals</b>	<b>52</b>	<b>9</b>	<b>641</b>	<b>44-125</b>	<b>.352</b>	<b>1-3</b>	<b>.333</b>	<b>45-61</b>	<b>.738</b>	<b>98</b>	<b>1.9</b>	<b>31</b>	<b>41</b>	<b>1</b>	<b>34</b>	<b>134</b>	<b>2.6</b>



## A Talk With **Shani**

**My biggest inspiration is:**  
My brother

**One word to describe my game:**  
Spontaneous

**My favorite basketball memory is:**  
The 07-08 season, when on road games Shanel, Biggs and I would go around hotels and take random pictures.

**Favorite late night snack:**  
Oreo with Peanut Butter

**If I could appear on the cover of a magazine it would be:**  
*Time*

**My favorite food is:**  
Curry goat with rice and peas

**My favorite musical artist is:**  
Reggae artist: Mavado  
R&B: Keri Hilson

**Most embarrassing song on my iPod is:**  
The "High School Musical" Soundtrack

**Why I chose my number:**  
It was my sister's number in high school.

**My favorite class at Virginia Tech is/was:**  
Business Writing

**Favorite actor:**  
Male: Idris Elba  
Female: Tasha Smith

**My dream vacation spot is:**  
Jamaica - My family's homeland

**Favorite web site:**  
forever21.com

**I chose Virginia Tech because:**  
The nice, soothing area. Also, the players made me feel like I was a part of the team already.

**My favorite pro sports team is:**  
Miami Heat and Boston Celtics

**My dream job is:**  
Running my own business

**If I could invite three people to dinner, I would invite:**  
My Grandmother (R.I.P), Tasha Smith and Idris Elba

**My bucket list:**  
To do as much as possible to fulfill my life dreams and keeping myself happy.





# SHANEL HARRISON

#33 6-0 • Sophomore • Guard  
Washington, D.C. • Good Counsel



Meet the Hokies

**As a freshman (2008-09):** Played in all 30 games with two starts ... Scored a career-high 17 points in the regular season finale against Georgia Tech ... Had seven double-figure scoring games ... Pulled down a career-high 11 rebounds versus Florida State ... Registered first two career double-doubles against James Madison and Florida State.

**Prior to Virginia Tech:** Averaged 16.8 points and 8.4 rebounds during her senior season for coach Tom Splaine at Good Counsel High School in Olney, Md. ... Ranked No. 63 in the HoopGurlz Hundred for the 2008 class and No. 18 at the guard position ... Named the

2007-08 Washington Catholic Association Conference (WCAC) Player of the Year and was a first-team All-Met selection by the *Washington Post* ... Earned WCAC All-league honors all four years ... Scored 1,400 career points with 789 rebounds, 246 assists and 244 blocks ... Led Good Counsel to a combined 107-26 record in her career.

**Personal:** Shanel Harrison ... Born 6/20/90 in Silver Spring, Md. ... Right-handed ... Daughter of Jesse Harrison and Annette Harrington ... Enrolled in university studies.

## Harrison's Career Highs

Points	17	vs. Georgia Tech (2/26/09)
FGA	12	at #17/15 Virginia (2/8/09)
FGM	6	(four times)
3FGA	2	(two times)
3FGM	1	vs. Wake Forest (2/22/09)
FTA	9	at Clemson (1/28/09)
FTM	5	vs. Georgia Tech (2/26/09)
Rebounds	11	vs. Florida State (1/8/09)
Assists	5	vs. USC Upstate (2/2/09)
Blocks	4	vs. Liberty (12/30/08)
Steals	3	(two times)

## Harrison's Career Statistics

Year	G	GS	MP	FGM-Att	Pct.	3PTM-Att	Pct.	FTM-Att	Pct.	Reb.	Avg.	A	TO	Blk	ST	TP	Avg.
08-09	30	2	579	78-202	.386	1-15	.067	49-88	.557	124	4.1	29	61	23	29	206	6.9
<b>Totals</b>	<b>30</b>	<b>2</b>	<b>579</b>	<b>78-202</b>	<b>.386</b>	<b>1-15</b>	<b>.067</b>	<b>49-88</b>	<b>.557</b>	<b>124</b>	<b>4.1</b>	<b>29</b>	<b>61</b>	<b>23</b>	<b>29</b>	<b>206</b>	<b>6.9</b>



## A Talk With **Shanel**

**My biggest inspiration is:**  
My mom, dad, sister and brother

**One word to describe my game:**  
Passionate

**My favorite basketball memory is:**  
Winning my first WCAC Championship and the city title my freshman year.

**If I could appear on the cover of a magazine it would be:**  
*Stack*

**My favorite food is:**  
Noodles (hence the nickname)

**My favorite musical artist is:**  
Lil' Wayne

**If I could invite three people to dinner, I would invite:**  
All the Looney Tunes

**Most embarrassing song on my iPod is:**  
"When You Were Young" by The Killers

**Favorite movie:**  
"Cooley High and The Punisher"

**I chose Virginia Tech because:**  
Hokie Nation

**My current cell phone ring is:**  
Standard Blackberry Tones

**My dream job:**  
To influence children to follow their dream.

**My nickname is:**  
Shay, Noodle or Nelly

**My advice to a young athlete is:**  
Don't be afraid of your own greatness.

**Favorite late night snack:**  
Green apples and peanut butter

**Why I chose my number:**  
It runs in the family, my older brother had it and now my younger sister has it

**My favorite class at Virginia Tech is:**  
Creative dance

**Favorite actor:**  
Terrance Howard

**Favorite web site:**  
Facebook.com

**My favorite pro sports team is:**  
Washington Redskins



**My bucket list:**  
Skydiving, swim in a pool full of noodles and learn to swim.





# TAYLOR AYERS

#32 6-2 • Freshman • Center  
 Augusta, Ga. • Laney H.S.



**Prior to Virginia Tech:** Averaged 21 points and 14 rebounds during her senior season for coach Otis Smart at Laney High School ... The Region AA Player of the Year ... Named first team All-State ... Selected to the Richmond County All-Academic team ... Named to the 2008 Myrtle Beach All-tournament team.

**Personal:** Taylor Noelle Ayers ... Born 12/15/90 in Augusta, Ga. ... Right-handed ... Daughter of Patricia Rawls Safford, Ricky Safford and Thomas Ayers... Has one brother, Domonik Rawls (23) and one sister, Rashay Rawls (21), who plays basketball at Georgia State ... Enrolled in human nutrition foods and exercise.

## A talk with Taylor

**My biggest inspiration is:**  
 My mother

**One word to describe my game:**  
 Unstoppable

**My favorite basketball memory is:**  
 My senior year when we won our region championship!!

**My favorite food is:**  
 Mashed potatoes

**Most embarrassing song on my iPod is:**  
 "Chasing Pavements" by ADELE

**My current cell phone ring is:**  
 "Pokerface" by Lady Gaga

**My dream job is:**  
 To be a dentist

**My nickname is:**  
 Tay or Tay Tay

**If I could invite three people to dinner, I would invite:**  
 Richard Hamilton, Barack Obama and The Dream

**My advice to a young athlete is:**  
 Something worth having never comes easy!  
 Always do your best.

**Why I chose my number:**  
 I picked it in 6th grade because of my favorite player Richard Hamilton.

**My favorite class at Virginia Tech is:**  
 Communication Skills

**Favorite actor:**  
 Tyler Perry

**I chose Virginia Tech because:**  
 The academic program, I thought it would prepare me for the medical field (dentistry).



# ALYSSA FENYN

#13 6-0 • Freshman • Guard  
Newark, N.Y. • Newark H.S.



**Prior to Virginia Tech:** Ranked as the No. 103 prospect nationally by Blue Star Basketball ... A three-time All-State first-team performer for coach Diane Kirnie at Newark High School where she led her team to the 2009 New York State Championship ... Named state tournament Most Valuable Player after scoring 29 points with 10 rebounds and four steals in the title game ... Also named Region MVP ... A varsity starter since the eighth grade and holds the school record with 2,499 career points ... Surpassed the 1,000-point mark during her sophomore season ... Two-time *Street and Smith's Sporting News* Honorable Mention All-American ... 2008-09 McDonald's All-American nominee ... Versatile athlete who holds school's women's soccer record for points, goals and assists.

**Personal:** Alyssa Fenyn ... Born 2/23/91 in Canandaigua, N.Y. ... Right-handed ... Daughter of Ed and Mary Ann Fenyn ... Has one brother, Adrian (23) and one sister, Ashley (21) ... Earned two letters in high school lacrosse ... Enrolled in university studies.

## A talk with Alyssa

**My biggest inspiration is:**  
My family

**One word to describe my game:**  
Versatile

**My favorite basketball memory is:**  
Winning the state championship.

**If I could appear on the cover of a magazine it would be:**  
*ESPN*

**My favorite food is:**  
Sauerkraut

**My favorite musical artist is:**  
Taylor Swift

**Most embarrassing song on my iPod is:**  
"Barbie Girl" by Aqua

**Favorite movie:**  
"Love and Basketball" and "White Chicks"

**My dream job is:**  
Professional basketball

**My nickname is:**  
Lyss

**If I could invite three people to dinner, I would invite:**  
Michael Jordan, Taylor Swift and Brady Quinn

**My advice to a young athlete is:**  
There's always room for improvement.

**Why I chose my number:**  
My sister took number 10

**My favorite class at Virginia Tech is:**  
Dating, Marriage and Divorce

**I chose Virginia Tech because:**  
Players and coaches



# PORSCHIA HADLEY

#22 6-3 • Freshman • Forward/Center  
Montezuzma, Ga. • Macon County



**Prior to Virginia Tech:** Averaged 17 points and 14 rebounds during her senior season for coach Charlotte Nicholson at Macon County High School ... Rated as the No. 52 prospect nationally by Blue Star Basketball ... A four-time Georgia AA All-State first-team selection ... *A Street & Smith's Sporting News* Honorable Mention All-American ... Four-time *Atlanta Journal-Constitution* All-State selection ... Pulled down a record-setting 33 rebounds in one game during her junior season... Played AAU for the Georgia Metros.

**Personal:** Porschia Jemeese Hadley ... Born 3/2/91 in Marietta, Ga. ... Left-handed ... Daughter of Kathy Hadley ... Enrolled in biology.

## A talk with Porschia

**Biggest Inspiration:**  
My mom

**One word to describe my game:**  
Versatile

**Favorite basketball memory:**  
Being named Honorable Mention McDonald's All-American .

**Favorite Food:**  
Pizza

**Favorite musical artist:**  
The Dream

**Favorite Movie:**  
"Love and Basketball"

**Why I chose Virginia Tech:**  
"To climb up ladders and cut down nets."

**My current cell phone ring is:**  
Always on vibrate

**My dream Job:**  
Pediatrician

**My advice to a young athlete:**  
Always follow your dreams .

**If I could invite three people to dinner, I would invite:**  
Lisa Leslie, Candace Parker and Morris Chestnut

**Favorite late night snack:**  
Peanut butter cookies, salt and vinegar chips and a Sprite

**Why I chose my number:**  
It was closer to my high school number which was 20.

**Favorite actor:**  
Denzel Washington





# ABBY REDICK

#2 6-1 • Freshman • Forward  
Roanoke, Va. • Hidden Valley



**Prior to Virginia Tech:** Returned late in the season following knee surgery to help Hidden Valley High School to a fourth consecutive state tournament appearance ... Scored 1,038 career points in leading Hidden Valley to two state titles ... A 2007 Associated Press First-team All-state selection and a member of the Second team her junior season ... Twice named to the *Roanoke Times* All-Timesland team ... A member of the 2007 AAU national championship team coached by Boo Williams.

**Personal:** Abigail Susan Redick ... Born 3/19/91 in Allentown, Pa. ... Right-handed ... Daughter of Ken and Jeane Redick ... Brother JJ was an All-American basketball player at Duke and currently plays for the Orlando Magic ... Brother David played football at Marshall ... Sisters Alyssa and Catie played basketball at Campbell ... Enrolled in business.

## A talk with Abby

**My biggest inspiration is:**  
The Lord and my family

**One word to describe my game:**  
Passionate

**My favorite basketball memory is:**  
Winning back to back state championships

**If I could appear on the cover of a magazine it would be:**  
*Rolling Stone*

**My favorite music artist is:**  
The Fray

**Most embarrassing song on my iPod is:**  
"What's Your Flava" by Craig David

**Favorite movie:**  
"Remember the Titans"

**My current cell phone ring is:**  
"Joyful Noise" by Flame, John Reilly and Lecrae

**If I could invite three people to dinner, I would invite:**  
John Wooden, Isaac Slade and the apostle Paul

**My dream job is:**  
Coaching Division I basketball or owning my own business.

**My nickname is:**  
Ab or Abs

**My advice to a young athlete is:**  
Work hard for your dreams and your path will be revealed to you.

**Why I chose my number:**  
I wanted a single digit number and through grueling hours of contemplating I chose #2.

**I chose Virginia Tech because:**  
It is the place the Lord wants me to be and I trust the coaches and the program.

VT  
Meet the Hokies



# AERIAL WILSON

#3 5-6 • Freshman • Guard  
Cocoa, Fla. • Rockledge



Meet the Hokies

**Prior to Virginia Tech:** Named the Florida 4A Player of the Year after leading the state in scoring for all divisions, averaging 31.2 points per game for coach James Brown at Rockledge High School ... A finalist for 2009 Florida's Miss Basketball ... Scored 2,209 career points ... Was second in the state in scoring her junior season ... As a junior, scored 33 points with nine steals, six rebounds and five assists in the semifinals of the Florida State Tournament.

**Personal:** Aerial Monae' Wilson ... Born 4/26/91 in Cocoa, Florida ... Right-handed ... Daughter of Lattice Wilson ... Has one sister, KK (16) and one brother, Zay (9) ... Enrolled in psychology.

## A talk with **Aerial**

**My biggest inspiration is:**  
God and my granny

**One word to describe my game:**  
Blessed

**My favorite basketball memory is:**  
Scoring 46 points in a game

**If I could appear on the cover of a magazine it would be:**  
*ESPN*

**Favorite web site:**  
AerialWilson.com

**My favorite musical artist is:**  
Bobby V, Trina, Boosie, Gucci Mane, Plies

**My current cell phone ring is:**  
"My Last Chance" by Ginuwine

**My dream job is:**  
To play in the WNBA

**My nickname is:**  
A.I.

**If I could invite three people to dinner, I would invite:**  
God, my daddy and Layla

**I chose Virginia Tech because:**  
It's an ACC school, and I want to climb up ladders and cut down nets.

**My advice to a young athlete is:**  
Keep God first and you can achieve anything.

**Why I chose my number:**  
I wear it in remembrance of my middle school coach that died my 8th grade year.

**My favorite class at Virginia Tech is:**  
World Regions



# VETERANS

Lindsay Biggs,  
Lakeisha Logan,  
Utahya Drye



# RISING TALENT

Nikki Davis, Elizabeth Basham,  
Brittany Gordon, Shanel  
Harrison, Shani Grey

# NEWCOMERS

Taylor Ayers, Alyssa Fenyn,  
Porschia Hadley, Abby Redick,  
Aerial Wilson







# REVIEW



# Hokies Build Depth With Underclassmen



*Utahya Drye led the team in scoring and was ninth in the ACC.*

A strong senior class is always a key ingredient to any team, but Virginia Tech was forced to call upon a strong group of underclassmen to lead the way last season. The 2008-09 women's basketball team was decimated by injuries early in the season and finished the year with a 12-18 record. The Hokies lost senior Brittany Cook, the 2007-08 ACC scoring leader, in the preseason with a knee injury and senior Amber Hall appeared in only eight games before a back injury ended her season. Reserve senior forward A.J. Lemaitre also was unable to play following knee surgery. Tech found itself unexpectedly needing to replace 40.7 points and 17.3 rebounds per game.

However, the injuries provided the opportunity for other members of the team to increase their productivity. Junior Utahya Drye led the Hokies in scoring and was ninth in the ACC, while junior Lindsay Biggs continued her climb up the career three-point shooting chart. Freshman Shanel Harrison showed promise during her first year at the collegiate level and was named ACC Rookie of the Week on one occasion. The lone senior who managed to avoid injury, Laura Haskins, was among the ACC leaders in both assists and assist/turnover ratio. Haskins, a graduate student who earned her undergraduate degree in three years, was selected the recipient of the inaugural Kay Yow Award as the ACC Women's Basketball Scholar-

Athlete of the Year. Haskins was also named to the 2009 *ESPN The Magazine* Academic All-America Women's Basketball University Division third team.

After averaging just over six points and four rebounds per contest in her first two years, Drye answered the challenge by scoring 14.3 points and grabbing 6.5 rebounds per game. Biggs, a three-point specialist, set a school single-season record by nailing 71 shots from behind the arc after totaling 60 during her first two seasons.

Harrison, a member of the All-ACC Freshman team, played solidly in her first collegiate season averaging 6.9 points and 4.1 rebounds. However, sophomore Brittany Gordon may have been the biggest surprise of the year. Gordon averaged only 1.7 points and 1.4 rebounds in limited playing time during her freshman season, but came on in the latter portions of her second year to average over six points and six rebounds while leading the team with 31 blocks.

Haskins concluded her Tech career with a solid season, directing the Hokie offense at the point for the third consecutive season. She ended the year leading the team with 138 assists and was third in rebounding with 4.3 per game.

The Hokies jumped out to an early 22-point lead and held on for a 59-53 season-opening win at Cassell Coliseum over UNC Greensboro. Drye

led the way with 15 points and nine rebounds, including seven on the offensive glass. Biggs added 14 points and junior Lakeisha Logan hit a pair of treys en route to a career-high 12 points.

New River Valley rival Radford proved to be no match for Tech as the Hokies jumped out to an early lead and coasted to a 78-54 victory. Redshirt sophomore Shani Grey tallied a career-best 17 points to lead four players in double figures. Biggs and Drye added 15 and 14 points, respectively, while Logan chipped in with 10 points.

Logan exploded for a career-high 19 points on her 21st birthday as Tech dominated North Carolina Central, 81-45. Logan was 8-of-10 from the floor and nailed three treys as the Hokies shot a blistering 63.2 percent (36-57) from the field and were credited with 27 assists.

Biggs had the hot hand from three-point land, hitting 5-of-6 from beyond the arc on the way to 19 points in Tech's 69-52 victory at George Mason. Every player who dressed scored, marking the third consecutive game the Hokies had accomplished the feat. In addition to a balanced scoring attack, Haskins had a nice all-around game with nine points, six assists and five steals.

The Hokies made it five straight to open the season with a 66-63 win over St. Joseph's in the opening round of the Vanderbilt Thanksgiving



Tournament. The game was tight for the entire contest, with the largest lead being eight points by Tech, 63-55, with just over three minutes remaining in the contest. The Red Hawks missed a potential game-winning three-pointer with 28 seconds left and Haskins converted one of two free throws for the final margin. Biggs tallied 17 points in the win while Grey pulled down a career-high eight rebounds.

Vanderbilt, ranked No. 17, handed Tech its first loss of the year, 72-43, in the championship game of their own tournament. The Commodores broke open a tight first half with a 21-4 run and coasted to victory. No one scored in double figures for the Hokies but Drye, who was named to the all-tournament team, had eight points and seven rebounds in the losing effort.

The team traveled to Madison, Wisc., for a fourth consecutive road game to face Wisconsin in the ACC/Big Ten Challenge. Despite career-highs of 22 points by Biggs and 11 rebounds by Haskins, the Hokies fell, 61-52. Tech trailed early, 27-9, but pulled to within six immediately following intermission before the Badgers put together another streak to seal the win.

Following a 10-day layoff for exams, Tech played a home game for the first time in over three weeks hosting James Madison. The game proved to be a nail-biter and the Dukes appeared to have secured the win on a trey with 2.5 seconds left in the game. However, Harrison was fouled on a desperation shot at the buzzer and the freshman converted two-of-three charity tosses to force overtime. The extra period was equally exciting as JMU again had a chance to win late but missed a three-point shot and Harrison gathered one of her career-high 10 rebounds to secure a narrow 72-70 win.

The IUPUI Jaguars put together an early 18-2 run and withstood a furious Tech rally late to defeat the Hokies, 64-52, in the opening game of the South Padre Island Shootout in South Padre Island, Texas. Drye held high scorer honors for the Hokies with 15 points and a team-high eight boards.

For the second consecutive game, Tech dug itself a big early deficit, made a big late comeback, but came up short in a 63-56 loss to SMU in the consolation game of the South Padre Island Shootout. After trailing by as many as 17 points in the first half, the Hokies were able to get as close as three points in the second half, but could not quite get over the hump. While the usual suspects of Biggs and Drye led the scoring with 15 and 14 points, respectively, newcomers Brittany Lewis (11 points) and Alabama transfer Nikki Davis (11 points) also finished the game in double figures.

The Hokies used an 18-0 run late in the first half and went on to claim a 66-44 victory over Lafayette in the opening round of the 19th Annual Hokie Hardwood Classic. Tech raced out to a 30-14 halftime edge then cleared the bench in the one-sided affair. In addition to Drye and Biggs leading the way, Gordon just missed her first career double-double with personal bests of nine points and 11 rebounds.

A game-winning jumper by tourney MVP Megan Frazee with 49 seconds remaining gave Liberty a 45-43 win over Tech in the Hokie Hardwood Classic title game. Even though both teams shot poorly, the difference in the game was the Flames'

46-30 rebounding advantage. Biggs and Drye were named to the all-tournament team.

The Hokies opened the new year with a resounding 64-31 win over Presbyterian. Tech jumped out to a 24-2 lead and allowed the fewest points to an opponent in the program's history. Every Hokie scored in the one-sided affair led by Harrison with a career-high 15 points.

Florida State spoiled the ACC opener for Tech, 67-63, but not before the Hokies rallied from a 19-point deficit midway through the second half. Drye paced the way with 18 points and Harrison registered her first career double-double with 12

points and 11 rebounds.

The Hokies found themselves in a familiar spot at Boston College trailing 68-43 with just under seven minutes remaining in the game. Again, Tech would make a late rally only to come up short and drop a 73-62 decision. Drye tallied 18 points, while Grey chipped in with 15.

Tech returned home to Cassell Coliseum and gave No. 4 Duke all it wanted before the Blue Devils pulled out a 57-52 win. Tech used an 18-5 spurt late in the game to draw within 55-52 but a Biggs three-point attempt was off the mark with two seconds left. Duke's Chante Black hit



*Lindsay Biggs set the Tech single-season record with 71 three-point goals last season.*



*Nikki Davis started 19 games after transferring from Alabama and handed out 62 assists.*



two free throws for the final margin. Davis had a career-high 16 points to pace the Hokies.

Even though Tech received outstanding performances from Biggs and Drye, No. 12 Maryland used a one-two combo of its own in the Terps 96-79 win at the Comcast Center. Biggs had a career game with 25 points which included seven treys. Drye added 20 points and nine rebounds. All-American Kristi Toliver paced the Maryland with 29 points and hit eight three-point buckets while Marissa Coleman added 21 points.

For the third straight game, Tech hung tight with a top-15 team but dropped a 75-69 decision at No. 14 Virginia. The Cavaliers' Monica Wright and Lyndra Littles combined to score 51 points and all of the final 19 in the game. Tech had a balanced scoring attack, placing four players in double figures.

Tech snapped a five-game skid with a 73-57 win over Longwood. The Hokies jumped out to a 16-3 lead but saw the Lancers close to within 44-41 in the second half. However, a Tech run behind Biggs and Harrison restored order and the Hokies went on to the win. Harrison tied her career-high with 15 points, while Haskins dished out 11 assists.

Drye recorded a double-double with 17 points

and 11 rebounds as Tech picked up its first ACC victory with a 65-61 win at Clemson. Haskins hit two free throws following a Harrison offensive board with under 30 seconds left to seal the win.

The two-game winning streak came to an end in the Hokies next game as NC State won a defensive struggle, 57-46, in Cassell Coliseum. The Wolfpack used a 17-4 run midway through the second half to pull away for the victory. Davis was the only Hokie in double figures with 14 points.

The evening following the NC State loss, the Hokies needed a career night from Drye to pull out a 68-62 overtime win against pesky USC Upstate. Drye tallied career highs of 30 points and 16 rebounds in the tight contest with Biggs being the only other player in double figures with 10 points.

Four Hokies scored in double figures, but No. 8 North Carolina's high-paced offense proved to be too much as Tech fell, 93-77, at the Dean Smith Center. The Hokies overcame a 20-point, second-half deficit to close within 86-73 but could get no closer the rest of the way. Biggs tossed in 21 points, including six treys, to pace Tech in scoring, while Drye added 19 points.

A trip to Charlottesville was next on the

schedule for a rematch with No. 17 Virginia. Tech raced out to a 23-8 advantage just over eight minutes into the game but the Cavs put together a 17-2 run and eventually led 35-32 at the half. The second half was a back-and-forth affair until Virginia put together a 12-4 streak to take command and pick up the 69-61 victory. Biggs was Tech's high scorer with 14 points followed by Drye and Haskins with 11 each. Haskins also dished out 10 assists.


The Hokies returned home and lost a heartbreaking 59-56 decision to Miami. Drye tossed in a dozen points to lead Tech in scoring, while Gordon just missed a double-double with nine points and 13 rebounds.

Tech had perhaps its poorest outing of the year in a 66-44 loss at Wake Forest. The Hokies shot only 30 percent from the floor and scored only 15 points in the first half. Gordon recorded her first career double-double with 12 points and 10 rebounds.

A 16-0 run midway through the first half proved to be the difference as No. 7 Duke defeated Tech 62-46 at Cameron Indoor Stadium. Gordon was the only Hokie in double figures with 12 points.

The five-game skid came to an end as Tech avenged a 22-point loss at Wake Forest the week





Brittany Gordon averaged nine points and 10 rebounds in the final six games of the season.

before with a resounding 79-55 win at home. The Hokies placed five players in double figures, led by Drye's 17-point effort. Biggs and Harrison contributed 14 and 13 points, respectively, while Gordon and Davis added 12 points each. Gordon also pulled down 13 rebounds to record her second double-double of the year.

The Hokies bid farewell to seniors Haskins, Cook, Hall and Lemaitre in the final home game of season against Georgia Tech. The tight contest needed an extra session before the Yellow Jackets pulled out a 73-68 overtime win. Drye led all scorers with 24 points and Harrison had a career-high 17 points, while Gordon again reached double-digits in rebounds with 11.

Virginia was the Hokies first round opponent in the ACC Tournament in Greensboro, N.C. The Cavaliers controlled the boards, built a comfortable halftime advantage and went on to a 66-57 victory. In her final game of the year, Drye tossed in 21 points, while Biggs added 10. Haskins played a solid game in her final contest as a Hokie with nine points, three rebounds, two assists and two steals.

## 2008-2009 Results

Nov. 10	<b>PEACH STATE</b> (Exb.)	L	70-79
14	<b>UNC GREENSBORO</b>	W	59-53
18	<b>RADFORD</b>	W	78-54
20	<b>N.C. CENTRAL</b>	W	81-45
23	at George Mason	W	69-52

### Vanderbilt Thanksgiving Tournament, Nashville, Tenn.

28	vs. St. Joseph's	W	66-63
29	at #17 Vanderbilt	L	43-72

Dec. 4	at Wisconsin (ACC/Big Ten)	L	52-61
14	<b>JAMES MADISON</b>	W	72-70 OT

### South Padre Is. Shootout, South Padre Is., Texas

19	vs. IUPUI	L	52-64
20	vs. Southern Methodist	L	56-63

### HOKIE HARDWOOD CLASSIC, BLACKSBURG, Va.

29	<b>LAFAYETTE</b>	W	66-44
30	<b>LIBERTY</b>	L	43-45

Jan. 5	<b>PRESBYTERIAN</b>	W	64-31
8	<b>FLORIDA STATE*</b>	L	63-67
11	at Boston College*	L	62-73
16	<b>#4/10 DUKE*</b> (RSN)	L	52-57
17	at #12/16 Maryland* (RSN)	L	79-96
21	<b>#16/14 VIRGINIA*</b>	L	69-75
25	<b>LONGWOOD</b>	W	73-57
28	at Clemson*	W	65-61

Feb. 1	<b>NC STATE*</b> (RSN)	L	46-57
2	<b>USC UPSTATE*</b>	W (OT)	68-62
5	at #8/9 North Carolina*	L	77-93
8	at #15/17 Virginia*	L	61-69
12	<b>MIAMI*</b>	L	56-59
15	at Wake Forest*	L	44-66
19	at #7/8 Duke*	L	46-52
22	<b>WAKE FOREST*</b>	W	79-55
26	<b>GEORGIA TECH*</b>	L (OT)	68-73

Mar. 6-9	<b>32nd ACC Championship in Greensboro, N.C.</b>		
5	vs. #24/20 Virginia	L	57-66

\*Atlantic Coast Conference game  
Home Games in **BOLD CAPS**



# 2008-2009 Season Box Score

#	Player	GP	GS	Min	Avg	TOTAL			3-PTS			REBOUNDS			PF	FO	A	TO	Blk	Stl	Pts	Avg						
						FG	FGA	Pct	3FG	FGA	Pct	FT	FTA	Pct									Off	Def	Tot	Avg		
15	<b>DRYE, Utahya</b>	30	30	1037	34.6	176	377	.467	3	15	.200	75	102	.735	84	111	195	6.5	59	0	53	102	9	48	430	14.3		
	Conference-Only...	14	14	491	35.1	80	182	.440	1	6	.167	29	38	.763	29	49	78	5.6	30	0	23	52	4	23	190	13.6		
20	<b>BIGGS, Lindsay</b>	30	30	945	31.5	142	374	.380	71	194	.366	21	35	.600	31	70	101	3.4	44	0	65	78	13	15	376	12.5		
	Conference-Only...	14	14	441	31.5	63	176	.358	38	111	.342	5	8	.625	14	22	36	2.6	20	0	22	29	10	6	169	12.1		
12	<b>DAVIS, Nikki</b>	22	19	532	24.2	57	155	.368	8	50	.160	44	65	.677	16	51	67	3.0	49	1	62	83	5	44	166	7.5		
	Conference-Only...	14	13	363	25.9	40	105	.381	6	35	.171	34	47	.723	10	36	46	3.3	30	0	51	61	4	36	120	8.6		
33	<b>HARRISON, Shanel</b>	30	2	579	19.3	78	202	.386	1	15	.067	49	88	.557	44	80	124	4.1	63	0	29	61	23	29	206	6.9		
	Conference-Only...	14	1	311	22.2	42	114	.368	1	6	.167	22	44	.500	24	37	61	4.4	35	0	14	33	6	14	107	7.6		
23	<b>GORDON, Brittany</b>	30	23	718	23.9	67	150	.447	0	0	.000	60	92	.652	59	126	185	6.2	67	2	17	38	31	19	194	6.5		
	Conference-Only...	14	14	403	28.8	42	88	.477	0	0	.000	34	51	.667	32	66	96	7.0	37	1	7	22	8	16	118	8.4		
22	<b>HASKINS, Laura</b>	30	30	968	32.3	68	186	.366	1	22	.045	36	58	.621	22	106	128	4.3	45	0	138	97	1	60	173	5.8		
	Conference-Only...	14	14	464	33.1	32	76	.421	0	10	.000	21	27	.778	7	39	46	3.3	19	0	62	43	0	25	85	6.1		
21	<b>HALL, Amber</b>	8	6	136	17.0	20	48	.417	2	4	.500	3	6	.500	9	14	23	2.9	21	0	7	13	9	2	45	5.6		
	Conference-Only...	0	0	0	0.0	0	0	.000	0	0	.000	0	0	.000	0	0	0	0.0	0	0	0	0	0	0	0	0.0		
30	<b>GREY, Shani</b>	26	9	405	15.6	31	85	.365	1	3	.333	27	39	.692	25	44	69	2.7	34	0	22	26	1	20	90	3.5		
	Conference-Only...	11	0	124	11.3	12	22	.545	0	0	.000	11	15	.733	3	13	16	1.5	13	0	1	10	1	8	35	3.2		
24	<b>LOGAN, Lakeisha</b>	25	1	283	11.3	33	76	.434	16	50	.320	2	5	.400	5	27	32	1.3	18	0	12	20	1	3	84	3.4		
	Conference-Only...	10	0	57	5.7	7	15	.467	4	11	.364	1	2	.500	0	2	2	0.2	4	0	0	4	0	1	19	1.9		
3	<b>LEWIS, Brittany</b>	24	0	205	8.5	30	58	.517	5	12	.417	6	12	.500	18	24	42	1.8	14	0	6	7	5	2	71	3.0		
	Conference-Only...	11	0	73	6.6	9	21	.429	1	5	.200	0	0	.000	4	10	14	1.3	4	0	2	1	2	0	19	1.7		
42	<b>BASHAM, Elizabeth</b>	25	0	267	10.7	15	49	.306	0	9	.000	1	6	.167	7	22	29	1.2	19	0	7	14	2	7	31	1.2		
	Conference-Only...	11	0	98	8.9	2	21	.095	0	5	.000	1	2	.500	5	6	11	1.0	3	0	3	9	1	6	5	0.5		
<b>TEAM...</b>													<b>67</b>	<b>68</b>	<b>135</b>	<b>4.5</b>	<b>3</b>	<b>5</b>										
Conference-Only...													33	37	70	2.3	1	0										
<b>Virginia Tech</b>	<b>30</b>	<b>6075</b>			<b>717</b>	<b>160</b>	<b>.407</b>	<b>108</b>	<b>374</b>	<b>.289</b>	<b>324</b>	<b>508</b>	<b>.638</b>	<b>387</b>	<b>743</b>	<b>1130</b>	<b>37.7</b>	<b>433</b>	<b>3</b>	<b>418</b>	<b>544</b>	<b>100</b>	<b>249</b>	<b>1866</b>	<b>62.2</b>			
Conference-Only...	14	2825			329	820	.401	51	189	.270	158	234	.675	161	317	478	34.1	195	1	185	264	36	135	867	61.9			
<b>Opponents.....</b>	<b>30</b>	<b>6075</b>			<b>704</b>	<b>1771</b>	<b>.396</b>	<b>156</b>	<b>469</b>	<b>.333</b>	<b>301</b>	<b>443</b>	<b>.679</b>	<b>380</b>	<b>746</b>	<b>1126</b>	<b>37.5</b>	<b>451</b>	<b>-</b>	<b>386</b>	<b>556</b>	<b>107</b>	<b>279</b>	<b>1865</b>	<b>62.2</b>			
Conference-Only...	14	2825			365	844	.432	81	218	.372	152	214	.710	181	360	541	38.6	212	4	201	273	65	142	963	68.8			

SCORE BY PERIODS:	1st	2nd	OT	Total
Virginia Tech	853	983	30	1866
Opponents	879	959	27	1865





### Game 1

Virginia Tech 59, UNC Greensboro 53  
Blacksburg, Va. • Nov. 14, 2008

**BLACKSBURG, Va.** - After struggling with her shot for most of the night, Virginia Tech's Lindsay Biggs pulled through with six points over the final 1:47 to help Virginia Tech hang on for a 59-53 victory over UNC Greensboro.

It was a too-close-for-comfort ending to a game that saw the Hokies jump out to a 10-0 advantage to start the contest on the way to leading by as many as 22 late in the first half. But Tech came through in the end when it mattered, which is something that it had trouble with last season.

The Hokies held the Spartans to single digits until the 6:50 mark of the first half and took a 37-19 lead into the locker room, but the tables were turned in the second stanza. UNCG slowly chipped away at the bulge as Tech went cold from the floor, shooting just 26.7 percent from the field (0-of-5 from 3-point land) in the second period.

The Spartans' Lakhia Hyson hit a pair of free throws at 4:16 to cut Tech's lead to three at 51-48, and the Hokies clung to that lead for nearly two minutes as the teams went scoreless.

Tech forward Utahya Drye then keyed the ending that the Hokies were looking for when she came up with one of her seven offensive rebounds (nine total) on the night and got fouled. She converted the one-and-one at 2:31 to push the lead to five, 53-48. Biggs set a new career high at 14 points, along with adding seven rebounds and five assists. Logan was another Hokie who recorded a new career high, as she hit 5-of-9 with a pair of treys to record 12 points, which more than doubled her previous high of five.

#### Virginia Tech 59, UNC Greensboro 53 Nov. 14, 2008; Cassell Coliseum

UNCG (53)	MP	FG	FT	R	A	PF	TP
Kendra Smith	27	0-6	0-0	2	2	0	0
Lakhia Hyson	29	3-10	5-5	4	4	2	11
Monique Floyd	33	3-6	3-4	8	1	2	9
Kristen Boone	3	0-0	0-0	0	0	0	0
Gini Grimsley	24	4-9	0-0	2	0	5	10
Agneta Morkunaite	4	0-0	0-0	0	0	0	0
Sarah Folwell	5	0-0	0-0	0	0	0	0
Tashama Banner	9	2-4	0-0	0	0	0	4
Amanda Leigh	29	3-8	4-5	7	2	0	11
Ashley Mullins	13	1-4	0-0	3	0	2	3
Agne Girstautaitė	20	1-4	1-5	9	0	4	3
Dee Corbett	4	1-3	0-2	0	0	0	2
Team				5			
Totals	200	18-54	13-21	39	9	15	53

VT (59)	MP	FG	FT	R	A	PF	TP
Utahya Drye	37	6-13	3-3	9	2	2	15
Brittany Gordon	25	2-5	1-2	6	1	3	5
Lindsay Biggs	32	5-14	2-2	7	5	2	14
Laura Haskins	34	4-11	0-0	7	4	4	8
Shani Grey	20	0-8	0-0	9	1	3	0
Lakeisha Logan	22	5-9	0-0	4	0	2	12
Shanel Harrison	12	0-4	3-4	2	1	1	3
Elizabeth Basham	18	1-6	0-0	1	2	3	2
Team				6			
Totals	200	23-70	9-11	49	16	20	59

UNC Greensboro		19	34	—	53
Virginia Tech		37	22	—	59

PERCENTAGES:	FG%	3PT%	FT%	FT%
UNCG	33.3	36.4	61.9	
VT	32.9	26.7	81.8	

3-POINTERS - UNCG 4 (Grimsley 2, Leigh, Mullins); VT 4 (Biggs 2, Logan 2)  
BLOCKED SHOTS - UNCG 6 (Girstautaitė 3, Grimsley 2, Leigh); VT 1 (Harrison)  
STEALS - UNCG 6 (Hyson 2, Floyd 2, Leigh, Smith); VT 3 (Haskins 3)  
TURNOVERS - UNCG 15 (Hyson 3, Floyd 3, Boone 2, Grimsley 2, Folwell 2, Smith, Leigh, Girstautaitė); VT 14 (Grey 4, Drye 2, Biggs 2, Haskins 2, Logan 2, Harrison 2)  
TECHNICAL FOULS - None  
OFFICIALS: Tommy Salerno, Bryan Brunette, Edward Novak  
ATTENDANCE: 2,080

### Game 2

Virginia Tech 78, Radford 54  
Blacksburg, Va. • Nov. 18, 2008

**BLACKSBURG, Va.** - Guards Shani Grey and Lindsay Biggs both tallied career highs in points to help Virginia Tech cruise to an easy 78-54 victory over New River Valley rival Radford.

Grey, who grabbed a personal-best nine rebounds in the season opener against UNC Greensboro, followed that up with a career-high 17 points against the Highlanders on 5-of-8 shooting from the field and a 7-of-9 performance from the free-throw line. Meanwhile, Biggs turned in collegiate bests of 15 points and eight rebounds, while tying her previous high of six assists. It was those two who keyed several big runs for the Hokies, who improved to 2-0 on the young season and 20-9 all-time against Radford (0-2).

The Hokies hit 49.2 percent for the game thanks to an impressive 44 points in the paint and 25 points off of turnovers. And not coincidentally, the one leading the pack was Grey, who added six rebounds (four offensive) and two steals to go with her 17 points.

Another reason for Tech's offensive success was the way it consistently worked the ball inside. The Hokies only attempted five 3-pointers on the night, a notable difference from the 15 that they fired up against UNC Greensboro with little success. Biggs, normally the first to let the long-ball fly, was an efficient 6-of-11 against Radford with just two 3-point attempts.

Utahya Drye and Lakeisha Logan chipped in with 14 and 10 points, respectively, to round out the Hokies in double figures.

#### Virginia Tech 78, Radford 54 Nov. 18, 2008; Cassell Coliseum

RU (54)	MP	FG	FT	R	A	PF	TP
Kymesha Alston	31	5-15	1-2	8	1	4	11
Charron Leeper	27	4-7	3-4	8	0	3	11
Taleia Moton	31	4-14	0-0	3	2	2	8
Vandy Pullen	27	3-7	0-0	1	1	0	8
Johnette Walker	29	5-13	0-0	3	2	2	11
Ciara Hayes	13	0-2	0-0	4	0	3	0
Davidia Dodson	6	0-2	0-0	2	2	3	0
Denay Wood	10	0-2	0-0	0	0	0	0
Kendra Porter	10	2-3	0-0	2	0	1	5
Emily Harmon	4	0-2	0-0	0	1	0	0
Rachel Morris	3	0-0	0-0	0	0	0	0
Kaylyn Crosier	1	0-0	0-0	0	0	0	0
Kahaalani Vick	8	0-1	0-0	0	0	1	0
Team				5			
Totals	200	22-68	4-6	36	9	19	54

VT (78)	MP	FG	FT	R	A	PF	TP
Utahya Drye	32	6-10	2-2	5	5	2	14
Brittany Gordon	22	2-5	4-6	7	0	2	8
Lindsay Biggs	30	6-11	2-2	8	6	1	15
Laura Haskins	32	2-7	2-2	4	1	1	6
Shani Grey	24	5-8	7-9	6	0	2	17
Brittany Lewis	14	2-3	0-2	1	1	1	4
Lakeisha Logan	19	4-7	1-1	2	1	1	10
Shanel Harrison	15	1-6	0-0	2	0	1	2
Elizabeth Basham	12	1-2	0-0	1	0	0	2
Team				6			
Totals	200	29-59	18-24	42	14	11	78

Radford		17	37	—	54
Virginia Tech		34	44	—	78

PERCENTAGES:	FG%	3PT%	FT%	FT%
RU	33.8	25.0	66.7	
VT	49.2	40.0	75.0	

3-POINTERS - RU 4 (Pullen 2, Porter, Walker); VT 2 (Biggs, Logan)  
BLOCKED SHOTS - RU 0; VT 5 (Gordon 2, Harrison 2, Biggs)  
STEALS - RU 12 (Walker 5, Alston 2, Pullen 2, Moton, Hayes, Dodson); VT 10 (Haskins 3, Biggs 2, Grey 2, Harrison 2, Logan)  
TURNOVERS - RU 23 (Alston 8, Pullen 4, Porter 3, Leeper 2, Moton 2, Walker 2, Dodson, Wood); VT 22 (Drye 6, Haskins 6, Biggs 4, Logan 3, Harrison 3)  
TECHNICAL FOULS - None  
OFFICIALS: Dee Kantner, Lawson Newton, Dan Outlaw  
ATTENDANCE: 1,994

### Game 3

Virginia Tech 81, North Carolina Central 45  
Cassell Coliseum • Nov. 20, 2008

**BLACKSBURG, Va.** - Lakeisha Logan celebrated her 21st birthday in style, pouring in a career-high 19 points on 8-of-10 shooting to lead to an easy 81-45 victory over visiting North Carolina Central. Logan's effort included a trio of 3-pointers to give her a team-high six on the year. Every Hokie ran the floor in this one, as Tech buried the Eagles with a 21-2 advantage in fast-break points, a 52-12 bulge in the points in the paint and a 22-11 lead in points of off turnovers.

Also recording career highs on the night for Tech were Brittany Gordon with nine points and three blocks, and Brittany Lewis with eight points. Gordon also tied a personal best with seven rebounds, while Utahya Drye, who added 10 points and six rebounds, tied a collegiate high with six assists.

The Hokies continued to stifle their opponents on the defensive end, as North Carolina Central shot 29.6 percent in the game. On the other hand, Tech hit 63.2 percent of its shots, while dishing out 27 assists on 36 field goals.

Senior Amber Hall saw her first action of the season in the contest, scoring seven points and swatting three shots in just 15 minutes of play.

North Carolina Central was led by Blaire Houston's 15 points (4-of-5 from long distance) and Jori Nwachukwu's 14.

#### Virginia Tech 81, North Carolina Central 45 Nov. 20, 2008; Cassell Coliseum

NCCU (45)	MP	FG	FT	R	A	PF	TP
Jori Nwachukwu	38	4-13	6-10	6	2	2	14
Chasidy Williams	29	2-8	0-0	5	1	2	4
Latoya Bennett	24	0-5	0-0	3	0	2	0
Lavonna Hailey	31	2-9	2-2	3	4	0	6
Blaire Houston	33	5-13	1-1	1	1	1	15
Shereas Mills	2	0-0	0-0	0	0	0	0
Shanise Blanks	5	0-0	0-0	0	0	0	0
Katrice Elliott	5	0-1	0-0	1	0	1	0
Danielle Deberry	15	2-6	0-2	3	1	0	4
Keyonta Thacker	18	1-3	0-0	1	0	1	2
Team				4			
Totals	200	16-54	9-13	27	9	10	45

VT (81)	MP	FG	FT	R	A	PF	TP
Utahya Drye	28	5-7	0-0	6	6	0	10
Brittany Gordon	21	4-9	1-2	7	1	2	9
Lindsay Biggs	28	3-8	0-2	3	4	0	6
Laura Haskins	22	3-3	3-4	5	7	4	9
Shani Grey	18	3-4	1-3	3	3	1	7
Brittany Lewis	14	4-6	0-0	2	0	0	8
Lakeisha Logan	26	8-10	0-1	0	4	1	19
Amber Hall	15	3-6	0-0	2	1	3	7
Shanel Harrison	13	2-2	0-0	2	1	2	4
Elizabeth Basham	12	1-2	0-0	4	0	0	2
Team				6			
Totals	200	36-57	5-12	40	27	13	81

North Carolina Central		20	25	—	45
Virginia Tech		42	39	—	81

PERCENTAGES:	FG%	3PT%	FT%	FT%
NCCU	29.6	26.7	69.2	
VT	63.2	50.0	41.7	

3-POINTERS - NCCU 4 (Houston 4); VT 4 (Logan 3, Hall)  
BLOCKED SHOTS - NCCU 1 (Nwachukwu); VT 9 (Gordon 3, Hall 3, Logan, Biggs, Harrison)  
STEALS - NCCU 8 (Nwachukwu 4, Deberry 2, Bennett, Houston); VT 7 (Haskins 3, Drye 2, Grey, Logan)  
TURNOVERS - NCCU 16 (Williams 4, Bennett 4, Nwachukwu 2, Hailey 2, Blanks 2, Thacker, Houston); VT 13 (Biggs 2, Haskins 2, Grey 2, Logan 2, Drye, Gordon, Lewis, Hall, Harrison)  
TECHNICAL FOULS - None  
OFFICIALS: Mark Hardcastle, Karen Preato, Bonnie Pettus  
ATTENDANCE: 1,713



### Game 4

Virginia Tech 69, George Mason 52  
Fairfax, Va. • Nov. 23, 2008

**FAIRFAX, Va.** – Lindsay Biggs had the hot hand from 3-point land, hitting 5-of-6 from the beyond the arc to tally a career-high 19 points and lead the Hokies to a 69-52 victory over George Mason at the Patriot Center.

The win, Tech's first road game of the season, improved the Hokies to 4-0 on the young season and 4-2 all-time against the Patriots.

Biggs hit 7-of-11 from the field overall to help the Hokies to a shooting percentage of 44.6 for the game. It was the third time in four games this season that Biggs set a career high in points.

Not only were Biggs' 19 points a personal best, but so were her five threes, which improved upon her previous high of three. In fact, the Midlothian, Va., product shot up Tech's career charts with her performance, and she now sits in seventh place on the school's all-time 3-pointers made list with 68.

Biggs wasn't the only one to contribute, though, as every player who dressed for the Hokies scored, making it the third game in a row that had happened. Utahya Drye added 13 points to notch double figures for the fourth time this season, while adding six rebounds. Laura Haskins also had a nice all-around game, tallying nine points, six assists and five steals.

The Hokies continued to play stellar defense, as they recorded 10 steals and blocked four shots, all while limiting the Patriots to 33.3 percent shooting on the day.

### Game 5

Virginia Tech 66, St. Joseph's 63  
Nashville, Tenn. • Nov. 28, 2008

**NASHVILLE, Tenn.** – Virginia Tech survived a close call at the Vanderbilt Thanksgiving Tournament, edging the St. Joseph's Hawks, 66-63, to improve to 5-0 the season.

With its fifth straight win, Tech equaled its longest winning streak from last season and begins a season 5-0 for the first time since going 12-0 to begin the 2005-06 campaign.

The contest was close throughout, as neither squad led by more than six until Utahya Drye hit a layup with 3:03 remaining to put Tech up by eight, 63-55.

After getting fouled, Tech's Shani Grey calmly converted a 1-and-1 situation with 42.9 seconds remaining to push the Hokies' lead back to five, but the Hawks' Amy Gillespie quickly answered back, this time with an old-fashioned three-point play, by making a layup and the free throw that followed the foul.

Now a 65-63 Tech lead with 28.4 ticks left, the Hokies threw away the inbounds pass and St. Joe's had the ball under its own hoop as it called a timeout. The Hawks got exactly what they wanted, a wide-open Jenna Loschiavo 3-pointer (she nailed four 3-pointers in the game), but the shot was off and Grey grabbed her eighth rebound of the game.

Grey dished it to Laura Haskins, who was fouled with 22.6 seconds left and converted just one of two free throws to make it 66-63, which proved to be the final to give Tech its fifth win of the season.

### Game 6

#17 Vanderbilt 72, Virginia Tech 43  
Nashville, Tenn. • Nov. 29, 2008

**NASHVILLE, Tenn.** – Tech suffered its first defeat of the season, 72-43, to 17th-ranked Vanderbilt in the championship contest of the Vanderbilt Thanksgiving Tournament.

The Hokies had trailed to their opponents for only 3:22 in their first five games combined, but that impressive statistic came to an end at the 14:48 mark of the first half when Vanderbilt took an 8-6 lead. Tech's Utahya Drye would tie the game at 8 at the 14:24 mark, but the Commodores soon embarked on a 21-4 run over roughly nine minutes that would put the Hokies out of reach.

Tech, which averaged 17 turnovers per game entering the contest, coughed the ball up 14 times in the first half alone, and the Commodores manufactured those turnovers into 23 points to build a 38-19 intermission lead.

The Hokies kept the second half a little closer by cutting down on the turnovers, but Vanderbilt hit on 59.1 percent of their shots in the stanza to extend their lead to what eventually became the 29-point final margin. The Commodores shot 54.9 percent for the game, while the Hokies connected on a season-low 30.6 percent.

Drye tallied eight points and seven boards and was named to the All-Tournament Team after averaging 11.5 points, 5.5 rebounds and two assists in the two games.

#### Virginia Tech 69, George Mason 52 Nov. 23, 2008; Patriot Center

VT (69)	MP	FG	FT	R	A	PF	TP
Utahya Drye	37	6-16	1-2	6	2	2	13
Amber Hall	10	1-4	2-2	3	0	4	4
Lindsay Biggs	32	7-11	0-1	3	3	2	19
Laura Haskins	30	4-7	0-1	3	6	1	9
Shani Grey	22	1-6	2-2	4	3	2	4
Brittany Lewis	3	1-1	1-2	2	0	0	3
Brittany Gordon	23	0-1	5-6	7	0	2	5
Lakeisha Logan	15	3-8	0-0	5	0	3	7
Shanel Harrison	11	0-0	1-2	2	0	3	1
Elizabeth Basham	17	2-2	0-0	4	1	3	4
Team							
Totals	200	25-56	12-18	43	15	22	69

George Mason (52)	MP	FG	FT	R	A	PF	TP
Whitney Ward	28	1-10	5-6	3	2	0	7
Eugenia Broadus	29-3	0-1	7	3	2	0	
Brittany Wilkins	32	4-10	4-6	5	0	5	12
Brittany Poindexter	33	4-12	0-3	12	1	3	8
Rashuana Hobbs	30	3-9	0-0	0	2	2	8
Becky Cox	16	1-3	0-0	2	1	3	2
Brittany Eley	26	6-9	0-1	2	1	2	15
Rachel Robinson	6	0-1	0-0	0	0	0	0
Team							
Totals	200	19-57	9-17	33	10	17	52

Virginia Tech	35	34	—	69
George Mason	27	25	—	52

PERCENTAGES:				
VT	FG%	44.6	3PT%	53.8
GM	FG%	33.3	3PT%	33.3
	FT%		FT%	66.7
				52.9

3-POINTERS - George Mason 5 (Eley 3, Hobbs 2); VT 7 (Biggs 5, Haskins, Logan)  
BLOCKED SHOTS - George Mason 1 (Ward); VT 4 (Gordon 2, Drye, Harrison)  
STEALS - George Mason 10 (Broadus 4, Poindexter 2, Hobbs 2, Cox, Eley); VT 10 (Haskins 5, Drye 2, Biggs, Grey, Basham)  
TURNOVERS - George Mason 24 (Poindexter 6, Hobbs 5, Eley 3, Ward 3, Robinson 2, Broadus); VT 24 (Drye 7, Haskins 6, Grey 3, Basham 3, Hall 2, Logan, , Biggs, Harrison)

TECHNICAL FOULS - None  
OFFICIALS: Norma Jones, Vidmantas Petraitis, Kevin Farlow  
ATTENDANCE: 959

#### Virginia Tech 66, St. Joseph's 63 Nov. 28, 2008; Memorial Gymnasium

St. Joseph's (63)	MP	FG	FT	R	A	PF	TP
Brittany Ford	30	8-13	3-5	6	0	4	19
Ashley Logue	34	2-6	2-2	13	1	2	6
Mary Kate McDade	34	0-2	0-0	4	8	3	0
Mariame Djouara	26	5-11	0-1	7	2	1	11
Jenna Loschiavo	29	4-13	0-0	1	0	1	12
Dominique Bryant	11	0-3	0-0	2	0	0	0
Katie Kuester	4	0-0	0-0	0	0	0	0
Michelle Baker	13	2-5	0-0	0	1	0	4
Amy Gillespie	19	4-11	1-1	0	0	1	11
Team							
Totals	200	25-64	6-9	37	12	12	63

VT (69)	MP	FG	FT	R	A	PF	TP
Utahya Drye	24	6-10	2-2	4	3	3	15
Amber Hall	28	7-11	0-0	1	1	2	14
Lindsay Biggs	33	8-12	0-0	4	2	0	17
Laura Haskins	34	1-8	2-5	6	6	2	4
Shani Grey	23	1-5	2-2	8	3	1	4
Brittany Lewis	7	1-2	0-0	3	0	1	3
Brittany Gordon	17	0-4	0-0	4	0	1	0
Lakeisha Logan	19	1-4	0-0	2	1	2	3
Shanel Harrison	8	3-6	0-1	1	1	2	6
Elizabeth Basham	7	0-0	0-0	1	1	0	0
Team							
Totals	200	28-62	6-9	38	17	14	66

St. Joseph's	32	31	—	63
Virginia Tech	36	30	—	66

PERCENTAGES:				
St. Joseph's	FG%	45.2	3PT%	28.6
VT	FG%	39.1	3PT%	38.9
	FT%		FT%	66.7
				66.7

3-POINTERS - St. Joseph's 7 (Loschiavo 4, Gillespie 2, Djouara); VT 4 (Drye, Biggs, Lewis, Logan)  
BLOCKED SHOTS - St. Joseph's 2 (Logue 2); VT 6 (Hall 3, Gordon 2, Lewis)  
STEALS - St. Joseph's 5 (Logue 3, Ford, Baker) VT 2 (Haskins, Hall)  
TURNOVERS - St. Joseph's 13 (Ford 5, Logue 3, McDade 3, Djouara, Baker); VT 12 (Gordon 3, Haskins 2, Biggs 2, Hall 2, Harrison 2, Drye)

TECHNICAL FOULS - None  
OFFICIALS: Lisa Mattingly, Beverly Roberts, Laura C. Morris  
ATTENDANCE: 3,800

#### Vanderbilt 72, Virginia Tech 43 Nov. 29, 2008; Memorial Gymnasium

VT (43)	MP	FG	FT	R	A	PF	TP
Utahya Drye	32	3-9	2-2	7	1	4	8
Amber Hall	7	1-2	0-0	1	0	3	3
Lindsay Biggs	33	2-13	3-6	5	3	3	8
Laura Haskins	26	2-7	1-4	4	3	0	5
Shani Grey	27	2-3	1-3	3	0	1	5
Brittany Lewis	20	3-3	1-2	2	0	2	8
Brittany Gordon	14	0-1	0-0	5	0	1	0
Lakeisha Logan	20	1-4	0-0	1	0	1	3
Shanel Harrison	13	1-6	1-2	2	0	3	3
Elizabeth Basham	8	0-1	0-0	0	0	0	0
Team							
Totals	200	15-49	9-19	33	7	18	43

Vanderbilt (72)	MP	FG	FT	R	A	PF	TP
Hannah Tuomi	22	4-5	0-0	2	2	3	8
Christina Wirth	30	8-16	4-5	5	2	1	22
Jennifer Risper	20	1-3	2-2	4	1	3	4
Jence Rhoads	32	2-2	0-0	2	4	1	4
Merideth Marsh	30	5-9	1-2	1	2	3	12
Chanel Chisholm	12	2-4	1-3	4	0	1	5
Lauren Lueders	4	2-3	0-0	0	0	1	5
Ashlee Bridge	5	0-0	0-0	0	0	1	0
Jordan Coleman	7	1-1	0-0	1	0	1	2
Jessica Mooney	20	3-6	2-2	4	4	4	9
Tia Gibbs	9	0-2	0-1	1	0	0	0
Rebecca Silinski	4	0-0	0-0	1	0	0	0
Amy Malo	5	0-0	1-2	2	0	0	1
Team							
Totals	200	28-51	11-16	31	15	19	72

Virginia Tech	19	24	—	43
Vanderbilt	38	34	—	72

PERCENTAGES:				
VT	FG%	30.6	3PT%	30.8
Vanderbilt	FG%	54.9	3PT%	38.5
	FT%		FT%	47.4
				68.8

3-POINTERS - VT 5 (Wirth 2, Marsh, Lueders, Mooney); VT 4 (Hall, Biggs, Lewis, Logan)  
BLOCKED SHOTS - VT 0  
STEALS - VT 10 (Wirth 3, Marsh 2, Mooney 2, Tuomi, Rhoads, Gibbs); VT 4 (Haskins, Grey, Lewis, Harrison)  
TURNOVERS - VT 14 (Mooney 4, Tuomi 2, Rhoads 2, Risper, Marsh, Chisholm, Bridge, Coleman, Gibbs); VT 21 (Drye 5, Haskins 5, Biggs 4, Harrison 3, Grey, Lewis, Logan, Team)  
TECHNICAL FOULS - None  
OFFICIALS: Lisa Mattingly, Beverly Roberts, Laura C. Morris  
ATTENDANCE: 4,012



### Game 7

Wisconsin 61, Virginia Tech 52  
Madison, Wisc. • Dec. 4, 2008

**MADISON, Wis.** – Despite career-highs of 22 points by Lindsay Biggs and 11 rebounds by Laura Haskins, Virginia Tech fell 61-52 to Wisconsin at the Kohl Center in a game played as part of the second annual ACC/Big Ten Challenge.

It was the second straight loss for Tech, while the Badgers won their seventh consecutive game after losing their season opener.

Things looked like they might get out of hand early on as the Badgers used a steady diet of 3-point plays – three treys from beyond the arc and a pair of converted ‘and-1s’ – to build a 27-9 lead with just over 10 minutes gone by.

But the Hokies slowly clawed their way back to make it a nine-point game at the half (36-27), thanks to some hot shooting by Biggs, who went on a personal 12-6 run to end the period and ended the first stanza by hitting 5-of-9 from the field with two 3-pointers and three free throws.

Tech quickly cut the lead to six, 40-34, coming out of the locker room as Utahya Drye collected three baskets, including a put-back of her own miss at the 15:00 minute mark, to make it a competitive game.

Unfortunately, though, the Hokies hit a cold stretch and wound up going on a 9:31 field-goal drought. Luckily, Wisconsin was off as well – the victors shot just 27 percent in the second half – but an unlikely 3-pointer by 6-foot-4 Lin Zastrow at the 13:39 mark seemed to deflate the Hokies. That sparked Wisconsin to a 12-1 run that extended the lead back to 17.

### Game 8

James Madison @ Virginia Tech  
Blacksburg, Va. • Dec. 14, 2008

**BLACKSBURG, Va.** – Virginia Tech hadn't played a game in 10 days, but it made up for lost time by going an extra session with in-state rival James Madison and defeating the visiting Dukes, 72-70 in overtime.

The Dukes seemingly captured the game when Courtney Hamner nailed a 3-pointer with 2.5 seconds on the clock to make it 62-60, but Tech's Shanel Harrison was inexplicably fouled on a desperation heave from about 35 feet right before the buzzer. The 6-foot freshman, who scored 11 points in the first half on her way to a career-high 14 for the game, went to the line with three shots to decide the outcome.

Harrison converted the first free throw, missed the second and made the third to send the Hokies into overtime.

The extra period was tied at 68 with 1:33 remaining when Laura Haskins collected a rebound and pushed ahead to a leaking Lindsay Biggs, who laid it in to give Tech the lead. The Dukes' Jalissa Taylor answered with 32.2 ticks on the clock to tie it at 70, but Biggs was fouled with 21.1 seconds left. She hit only one free throw to give the Dukes some hope, and Hamner once again let a 3-pointer fly in hopes of deflating the Hokies again.

The shot was off, though, and Harrison came up with a huge rebound – one of her career-best 10 for the game – and was fouled with 1.6 ticks left. She hit the first shot to ice the game for the Hokies.

### Game 9

IUPUI 64, Virginia Tech 52  
South Padre Island, Texas • Dec. 19, 2008

**SOUTH PADRE ISLAND, Texas** -- The IUPUI Jaguars put together an early 18-2 run and withstood a furious Virginia Tech comeback to defeat the Hokies 64-52 in the opening round of the South Padre Island Shootout. The event was played at the South Padre Island Convention Center.

Tech jumped out to a quick 5-0 lead converting two Laura Haskins steals into baskets. However, the Hokies went cold over the next six minutes and found themselves suddenly down 18-7. The teams played evenly for the remainder of the half with IUPUI enjoying its largest lead at the break, 32-20.

The Jaguars extended their advantage to 39-20 with a 7-0 run to open the second frame in building their largest lead of the evening. Converting turnovers into quick baskets, the Hokies managed to close within 57-50 with 2:30 remaining on a Brittany Lewis basket. However, IUPUI ended all doubt outscoring Tech 5-2 for the final margin.

Utahya Drye was the only Tech player in double-figures with 15 points and led the Hokies with eight rebounds. Lindsay Biggs and Brittany Gordon added seven points each.

IUPUI was led by Jernisha Cann with 22 points and 10 rebounds followed by Kiara Butler with 13 points. Nicole James and Julia Whitted also contributed 11 points each.

Tech committed 22 turnovers in the contest and the Jaguars held a 37-29 rebounding advantage.

#### Wisconsin 61, Virginia Tech 52 Dec. 4, 2008; Kohl Center

VT (52)	MP	FG	FT	R	A	PF	TP
Utahya Drye	33	5-10	4-6	9	2	3	14
Amber Hall	17	2-5	0-0	5	0	2	4
Lindsay Biggs	34	8-19	3-4	1	0	2	22
Laura Haskins	34	1-8	0-1	11	6	1	2
Shani Grey	24	2-5	0-0	2	3	3	4
Brittany Lewis	8	0-0	2-2	1	0	2	2
Brittany Gordon	19	0-1	0-0	3	1	2	0
Lakeisha Logan	13	0-2	0-0	2	0	1	0
Shanel Harrison	12	2-4	0-2	3	0	3	4
Elizabeth Basham	6	0-0	0-0	1	0	1	0
Team				1			
Totals	200	20-54	9-15	39	12	20	52

Wisconsin (61)	MP	FG	FT	R	A	PF	TP
Mariah Dunham	31	2-12	4-7	6	1	2	8
Ashley Thomas	18	1-5	3-5	4	1	4	5
Rae Lin D'Alie	38	1-8	6-8	5	3	0	9
Teah Gant	32	3-7	2-3	7	2	1	8
Alyssa Karel	31	5-8	1-2	3	2	3	14
Jade Davis	11	1-1	0-0	0	0	2	3
Jamie Russell	3	0-1	0-0	1	0	0	0
Tara Steinbauer	17	3-6	2-2	6	0	1	8
Lin Zastrow	17	2-5	0-0	4	2	1	5
Anyia Covington	2	0-0	1-2	0	0	0	1
Team				3			
Totals	200	18-53	19-29	39	11	14	61

Virginia Tech	27	25	—	52
Wisconsin	36	25	—	61

#### PERCENTAGES:

VT	FG%	37.0	3PT%	30.0	FT%	60.0
Wisconsin	FG%	34.0	3PT%	37.5	FT%	65.5

3-POINTERS - VT 3 (Biggs 3); UW 6 (Karel 3, D'Alie, Davis, Zastrow)  
BLOCKED SHOTS - VT 3 (Gordon 2, Hall); UW 5 (Dunham 3, Steinbauer, Zastrow)  
STEALS - VT 6 (Haskins 5, Gordon); UW 6 (D'Alie 2, Dunham, Thomas, Gant, Davis)  
TURNOVERS - VT 18 (Haskins 5, Drye 3, Hall 2, Biggs 2, Gordon 2, Grey, Logan, Basham, Team); UW 16 (Thomas 5, Dunham 3, D'Alie 2, Gant, Karel, Davis, Russell, Steinbauer, Covington)

TECHNICAL FOULS - None  
OFFICIALS: Beverly Roberts, Laura Morris, Kathleen Lynch  
ATTENDANCE: 4,434

#### Virginia Tech 72, James Madison 70 OT Dec. 14, 2008; Cassell Coliseum

JMU (70)	MP	FG	FT	R	A	PF	TP
Nini Uqdah	27	2-6	0-0	8	4	5	4
Kisha Stokes	33	2-4	0-0	12	2	0	4
Courtney Hamner	31	1-7	0-0	4	0	4	3
Sarah Williams	41	6-13	2-3	7	1	0	17
Dawn Evans	42	6-24	9-9	3	4	3	21
Brittany Crowell	6	0-0	0-0	0	1	1	0
Lauren Jimenez	18	1-8	3-6	7	0	3	5
Jalissa Taylor	25	6-8	4-6	5	0	4	16
Kiara Francisco	2	0-0	0-0	0	0	1	0
Team				2			
Totals	225	24-70	18-24	48	12	21	70

VT (72)	MP	FG	FT	R	A	PF	TP
Utahya Drye	44	8-16	4-9	6	1	3	20
Amber Hall	28	2-8	0-0	5	2	3	4
Lindsay Biggs	37	7-17	3-4	8	3	2	19
Laura Haskins	38	2-4	2-2	5	7	4	6
Shani Grey	28	2-10	1-1	4	0	2	5
Brittany Gordon	15	0-2	4-6	4	0	5	4
Lakeisha Logan	8	0-1	0-0	2	0	0	0
Shanel Harrison	27	5-10	4-7	10	3	0	14
Team				8			
Totals	225	26-68	18-29	52	16	19	72

James Madison	22	40	8	—	70
Virginia Tech	34	28	10	—	72

#### PERCENTAGES:

JMU	FG%	34.3	3PT%	21.1	FT%	75.0
VT	FG%	38.2	3PT%	16.7	FT%	62.1

3-POINTERS - JMU 4 (Williams 3, Hamner); VT 2 (Biggs 2)  
BLOCKED SHOTS - JMU 6 (Taylor 3, Uqdah, Evans, Jimenez); VT 6 (Gordon 3, Drye, Hall, Harrison)  
STEALS - JMU 12 (Williams 5, Uqdah, Stokes, Hamner, Evans, Crowell, Jimenez, Taylor); VT 7 (Drye 6, Grey)  
TURNOVERS - JMU 16 (Evans 6, Taylor 3, Stokes 2, Hamner 2, Jimenez 2, Crowell); VT 21 (Biggs 6, Haskins 4, Harrison 4, Drye 3, Hall 3, Grey)  
TECHNICAL FOULS - None  
OFFICIALS: Eric Brewton, Edward Novak, Vidmantas Petraitis  
ATTENDANCE: 2,037

#### IUPUI 64, Virginia Tech 52 Dec. 19, 2008; South Padre Island Convention Center

VT (52)	MP	FG	FT	R	A	PF	TP
Utahya Drye	37	6-14	3-5	8	2	2	15
Lindsay Biggs	30	2-9	1-2	7	2	7	7
Laura Haskins	27	1-3	0-1	4	0	1	2
Shani Grey	17	1-2	0-0	1	1	2	2
Amber Hall	15	2-6	1-4	3	1	2	5
Brittany Lewis	5	2-2	0-0	1	2	0	4
Nikki Davis	22	2-5	0-0	1	1	2	4
Brittany Gordon	21	3-3	1-2	1	0	1	7
Lakeisha Logan	11	1-2	0-0	2	0	1	3
Shanel Harrison	13	1-2	1-2	3	1	4	3
Elizabeth Basham	2	0-0	0-0	0	0	1	0
Team				3			
Totals	200	21-48	7-16	29	15	18	52

IUPUI (64)	MP	FG	FT	R	A	PF	TP
Quanisha Turner	5	0-0	0-0	0	0	1	0
Farren Stackhouse	7	0-1	0-0	1	1	1	0
Nicole James	39	3-8	4-6	11	7	3	11
Jernisha Cann	39	8-17	6-9	10	3	1	22
Julia Whitted	32	5-12	1-4	8	2	4	11
Kiara Butler	33	5-9	1-2	2	4	2	13
Janna Eichelberger	1	0-0	0-0	0	0	1	0
BryKeesha Tate	35	3-5	0-0	5	2	1	7
Elizabeth Mercer	3	0-0	0-0	0	0	1	0
Brittany Ranson	1	0-0	0-0	0	0	0	0
Laura Blaydes	5	0-0	0-0	0	0	0	0
Team				5			
Totals	200	24-52	12-21	37	19	14	64

Virginia Tech	20	32	—	52
IUPUI	32	32	—	64

#### PERCENTAGES:

VT	FG%	43.8	3PT%	33.3	FT%	43.8
IUPUI	FG%	46.2	3PT%	44.4	FT%	57.1

3-POINTERS - VT 3 (Biggs 2, Logan); IUPUI 4 (Butler 2, James, Tate)  
BLOCKED SHOTS - VT 0; IUPUI 2 (Cann, Mercer)  
STEALS - VT 6 (Haskins 2, Davis 2, Drye, Biggs); IUPUI 14 (Cann 6, James 3, Butler 2, Stackhouse, Tate, Blaydes)  
TURNOVERS - VT 22 (Haskins 6, Harrison 3, Biggs 3, Drye 2, Hall 2, Davis 2, Grey, Gordon, Logan, Team); IUPUI 17 (Cann 5, Tate 3, Stackhouse 2, James 2, Whitted 2, Turner, Ranson, Blaydes)  
TECHNICAL FOULS - None  
OFFICIALS: Daisy Lane, Jacob Tingle, Doug Williams  
ATTENDANCE: 146



### Game 10

SMU 63, Virginia Tech 56  
South Padre Island, Texas • Dec. 20, 2008

**SOUTH PADRE ISLAND, Texas** -- For the second consecutive game, Virginia Tech dug itself a big early deficit, made a furious late comeback, but came up short in a 63-56 loss to Southern Methodist in the consolation game of the South Padre Island Shootout.

After trailing by as many as 17 points in the first half, a Brittany Lewis trey with 1:54 remaining got the Hokies within three at 54-51. However, SMU got a layup from Christine Elliott and a three-pointer by Jillian Samuels to increase the advantage back to eight with a minute to play.

Tech put on one last run as Lindsay Biggs hit a jumper followed by her fourth trey of the game to make it a one possession contest at 59-56 with 30 seconds to play. Any chance of victory ended when SMU's Jillian Samuels hit two free throws and Brittany Gilliam had a steal and layup to seal the game.

Biggs led the Hokies with 15 points, followed by Utahya Drye's 14 points. Two Tech newcomers completed the double-figure scoring as Lewis and Nikki Davis added 11 and 10 points, respectively.

Gilliam led the Mustangs with 15 points and 10 rebounds, while Elliott had 13 points and Samuels added 10.

The Hokies shot only 36.5 percent (19-52) from the field but were 8-of-15 from behind the arc. Biggs nailed four treys while Tech got two each by Lewis and Davis. The Hokies committed 25 turnovers which led to 26 SMU points.

### Game 11

Virginia Tech 66, Lafayette 44  
Blacksburg, Va. • Dec. 29, 2008

**BLACKSBURG, Va.** – Virginia Tech used an 18-0 run late in the first half to claim a 66-44 victory over Lafayette in the opening round of the 19th annual Hokie Hardwood Classic.

Utahya Drye paced the Hokies by scoring 17 points with six rebounds. Lindsay Biggs went scoreless in the first half, but poured in 10 points in the second period to join Drye in double figures.

Brittany Gordon just missed out on her first career double-double after recording personal bests of nine points and eleven rebounds, and two other Hokies had impressive performances in their first starts at Virginia Tech. Freshman Shanel Harrison approached a double-double with nine points and eight boards, while redshirt sophomore transfer Nikki Davis added eight points.

The Hokies opened the first half by hitting just three of their first 20 field-goal attempts, but stayed in the game by converting 12 free throws and committing only three turnovers. Tech trailed 12-11 after a Lafayette layup at the 9:20 mark, but a pair of Gordon free throws at 7:16 proved to be the final lead change of the game.

It was then that the Leopards went cold from the field, suffering through a 7:55 scoring drought as the Hokies put together an 18-0 run to build a 30-14 lead at intermission.

That lead proved to be insurmountable for the Leopards, as Tech shot nearly 50 percent (15-of-31) in the second half and led by as many as 25 points.

### Game 12

Liberty 45, Virginia Tech 43  
Blacksburg, Va. • Dec. 30, 2008

**BLACKSBURG, Va.** – A game-winning jumper by tournament MVP Megan Frazee with 49 seconds remaining lifted Liberty University to a 45-43 victory over Virginia Tech in the championship bout of the 19th annual Hokie Hardwood Classic.

Both teams shot poorly in this one – Tech hit 32.1 percent and Liberty fired at 33.3 percent – but the difference proved to be a 46-30 edge in rebounding for the Flames, including a dominating 18 caroms alone by Avery Warley.

Warley finished with 29 total rebounds in Liberty's two games – just two shy of the tournament record – and was named to the all-tournament team for her efforts. She was joined by Frazee, Tech's Lindsay Biggs and Utahya Drye, Lafayette's Cristin Zavocki and North Carolina A&T's Amber Bland.

With 5:20 remaining, Biggs hit her fourth 3-pointer of the game to put Tech back on top, but that was the last time the Hokies would lead, as a jumper by Rachel Hammond at 5:03 and two free throws by Frazee at 3:22 gave Liberty a 43-40 advantage.

Drye tied things up with a traditional 3-point play at 1:28 after getting fouled on a good layup, but that just set the stage for Frazee's game-winner.

Frazee finished the game with 20 points and seven boards, while Warley added 11 points to go with her abundance of rebounds to record the double-double. Biggs tallied team-highs of 16 points and six rebounds for Tech, while Drye added 12 points.

#### SMU 63, Virginia Tech 56

Dec. 20, 2008; South Padre Island Convention Center

SMU (63)	MP	FG	FT	R	A	PF	TP
Delisha Wills	26	4-6	0-0	2	0	3	8
Brittany Gilliam	33	6-16	3-5	10	3	1	15
Haley Day	25	1-4	2-2	1	4	3	5
Christine Elliott	13	4-9	5-5	3	1	4	13
Jillian Samuels	25	2-7	4-4	2	1	0	10
Brittani Allen	4	0-2	0-0	0	0	0	0
LaShandra Hill	15	0-4	0-0	3	3	1	0
Heidi Brandenburg	3	0-0	0-0	0	0	2	0
Morgan Shell	18	2-3	3-3	3	1	1	8
Elbie Gates	15	1-5	2-2	6	1	0	4
Alicia Mitcham	1	0-0	0-0	0	0	0	0
Alice Severin	22	0-3	0-0	5	0	2	0
Team				2			
Totals	200	20-59	19-21	37	14	17	63

VT (56)	MP	FG	FT	R	A	PF	TP
Utahya Drye	35	4-11	6-8	7	1	0	14
Brittany Gordon	12	0-1	0-0	6	0	2	0
Lindsay Biggs	28	5-12	1-2	2	2	2	15
Laura Haskins	35	0-5	0-1	7	4	2	0
Lakeisha Logan	25	0-1	0-0	3	1	1	0
Brittany Lewis	20	4-8	1-2	7	1	2	11
Nikki Davis	13	4-6	0-0	1	1	5	10
Shani Grey	7	0-0	0-2	0	0	0	0
Amber Hall	16	2-6	0-0	3	2	2	4
Shanel Harrison	9	0-2	2-4	2	0	2	2
Team				4			
Totals	200	19-52	10-19	42	12	18	56

SMU	34	29	—	63
Virginia Tech	23	33	—	56

PERCENTAGES:	FG%	3PT%	23.5	FT%	90.5
SMU	33.9	3PT%	23.5	FT%	90.5
VT	36.5	3PT%	53.3	FT%	52.6

3-POINTERS - SMU 4 (Samuels 2, Day, Shell); VT 8 (Biggs 4, Lewis 2, Davis 2)  
BLOCKED SHOTS - SMU 3 (Gilliam 2, Elliott); VT 3 (Gordon 2, Hill)  
STEALS - SMU 17 (Gilliam 4, Gates 3, Wills 2, Samuels 2, Shell 2, Severin 2, Day, Hill); VT 5 (Haskins 3, Hall, Harrison)  
TURNOVERS - SMU 16 (Gilliam 5, Wills 4, Shell 3, Day, Hill, Gates, Team); VT 25 (Biggs 5, Davis 4, Drye 3, Haskins 3, Logan 3, Gordon 2, Harrison 2, Lewis, Hall, Team)  
TECHNICAL FOULS - Bench.  
OFFICIALS: Rick Gauer, Chaney Muench, Freddy Lerma  
ATTENDANCE: 176

#### Virginia Tech 66, Lafayette 44

Dec. 29, 2008; Cassell Coliseum

Lafayette (44)	MP	FG	FT	R	A	PF	TP
Elizabeth Virgin	26	5-10	0-0	4	1	3	10
Emily Garner	21	0-4	0-0	5	2	3	0
LaKeisha Wright	26	3-8	0-2	1	0	2	6
Cristin Zavocki	26	5-11	0-2	2	1	1	15
Jessica Spicer	38	2-6	1-3	0	4	1	5
Melissa Downey	3	0-0	0-0	2	0	0	0
Laura Cullen	3	0-1	0-0	1	0	1	0
Amanda Leone	2	0-1	0-0	0	0	0	0
Amanda Smith	12	1-3	0-0	4	2	4	2
Lauren Jackson	23	1-4	0-0	1	2	0	2
Brooke Niquette	7	0-2	0-0	4	0	1	0
Sarah McGorry	13	2-4	0-0	2	0	1	4
Team				9			
Totals	200	19-54	1-7	35	12	17	44

VT (66)	MP	FG	FT	R	A	PF	TP
Utahya Drye	32	7-12	3-5	6	2	2	17
Shanel Harrison	19	3-7	3-4	8	1	0	9
Nikki Davis	25	1-8	6-7	2	1	1	8
Lindsay Biggs	31	4-11	0-0	3	2	1	10
Laura Haskins	33	2-9	0-0	5	5	2	4
Brittany Lewis	6	1-2	0-0	1	0	0	2
Brittany Gordon	16	3-6	3-5	11	1	3	9
Lakeisha Logan	6	1-1	0-0	0	2	0	3
Shani Grey	13	0-2	0-0	3	2	2	0
Elizabeth Basham	19	2-3	0-2	1	0	0	4
Team				2			
Totals	200	24-61	15-23	42	16	11	66

Lafayette	14	30	—	44
Virginia Tech	30	36	—	66

PERCENTAGES:	FG%	3PT%	29.4	FT%	14.3
LC	35.2	3PT%	29.4	FT%	14.3
VT	39.3	3PT%	25.0	FT%	65.2

3-POINTERS - LC 5 (Zavocki 5); VT 3 (Biggs 2, Logan)  
BLOCKED SHOTS - LC 6 (Virgin 4, Garner, Wright); VT 4 (Drye 2, Harrison, Lewis)  
STEALS - LC 3 (Virgin, Garner, Spicer); VT 7 (Harrison 2, Drye, Davis, Biggs, Haskins, Grey)  
TURNOVERS - LC 17 (Wright 5, Virgin 4, Zavocki 2, Spicer 2, Cullen 2, Downey, Smith); VT 8 (Drye 2, Harrison 2, Biggs 2, Haskins, Grey)  
TECHNICAL FOULS - Bench.  
OFFICIALS: Douglas Cloud, Bruce Morris, Dan Outlaw  
ATTENDANCE: 1,739

#### Liberty 45, Virginia Tech 43

Dec. 30, 2008; Cassell Coliseum

Liberty (45)	MP	FG	FT	R	A	PF	TP
Avery Warley	35	5-10	1-2	18	0	4	11
Moriah Frazee	28	2-5	1-2	6	0	0	5
Amber Mays	25	1-8	0-0	1	3	0	2
Rachel Hammond	33	2-10	0-0	3	1	0	5
Megan Frazee	39	8-19	4-5	7	2	2	20
Danika Dale	1	0-0	0-0	0	0	0	0
Kylee Beecher	18	0-1	0-0	4	0	1	0
Rachel McLeod	21	1-4	0-2	3	2	0	2
Team				4			
Totals	200	19-57	6-11	46	8	7	45

VT (43)	MP	FG	FT	R	A	PF	TP
Utahya Drye	38	5-14	2-3	2	0	1	12
Brittany Gordon	15	0-2	1-2	4	0	3	1
Nikki Davis	29	3-6	0-0	4	2	3	6
Lindsay Biggs	33	6-12	0-0	6	0	1	16
Laura Haskins	33	1-9	0-0	1	4	1	2
Brittany Lewis	7	0-2	0-0	1	0	0	0
Shanel Harrison	24	1-6	0-0	5	0	1	2
Elizabeth Basham	21	2-5	0-2	2	1	3	4
Team				5			
Totals	200	18-56	3-7	30	7	13	43

Liberty	23	22	—	45
Virginia Tech	24	19	—	43

PERCENTAGES:	FG%	3PT%	9.1	FT%	54.5
LU	33.3	3PT%	9.1	FT%	54.5
VT	32.1	3PT%	25.0	FT%	42.9

3-POINTERS - LU 1 (Hammond); VT 4 (Biggs 4)  
BLOCKED SHOTS - LU 3 (Warley 3); VT 7 (Harrison 4, Gordon 3)  
STEALS - LU 4 (Warley, Mays, Me, Frazee, McLeon); VT 7 (Drye 2, Harrison 2, Davis, Biggs, Haskins)  
TURNOVERS - LU 19 (Warley 4, Me, Frazee 4, Mo, Frazee 3, Mays 2, Hammond 2, Team 2, Dale, Beecher); VT 14 (Drye 4, Davis 3, Biggs 3, Haskins 2, Gordon, Lewis)  
TECHNICAL FOULS - Bench.  
OFFICIALS: Carla Fountain, Bruce Morris, Duane Mack.  
ATTENDANCE: 1,527



### Game 13

Virginia Tech 64, Presbyterian 31  
Blacksburg, Va. • Jan. 5, 2009

**BLACKSBURG, Va.** – Virginia Tech cruised to an easy 64-31 victory over Presbyterian College in the first-ever meeting between the two schools.

This one was never in doubt, as Tech jumped out to a 24-2 lead and allowed the fewest points to an opponent in program history. The previous low was 33 points, given up to Winston-Salem State on Dec. 28, 2006.

The Blue Hose scored just eight points in the first half (Tech led 31-8 at the break) and needed six points over the final 4:07 of the period to do so. In fact, they went scoreless over a 14:59 span after hitting their first bucket 54 seconds into the contest.

The Hokies dominated in nearly every category topping the Blue Hose in points in the paint (44-16), points off of turnovers (21-7), second-chance points (16-0), fast-break points (8-0) and bench points (26-0).

The Hokies gathered 39 rebounds to Presbyterian's 24, including a 14-1 margin on the offensive end, and tallied a season-high 14 steals to force 23 turnovers.

Tech's Shanel Harrison had the most productive game of her young career by scoring a personal-best 15 points and swiping a season-high three steals. She also blocked three shots and grabbed seven rebounds. Laura Haskins dropped a season-high 12 points, while Nikki Davis tallied Tech career bests with five assists and four steals.

#### Virginia Tech 64, Presbyterian 31 Jan. 5, 2009; Cassell Coliseum

Presbyterian (31)	MP	FG	FT	R	A	PF	TP
Brittany Brown	29	2-6	2-2	3	1	2	6
Lea Smith	31	4-9	3-3	4	1	2	11
Katlin Moore	38	1-8	0-0	5	5	3	2
Amanda Mills	38	3-9	2-2	1	1	2	10
Kristen Stevens	30	1-2	0-0	5	0	0	2
Chelsea Wright	14	0-0	0-0	4	0	4	0
Megan Lee	14	0-3	0-0	0	0	0	0
Holly Whatley	6	0-0	0-0	0	0	0	0
Team				2			
Totals	200	11-37	7-7	24	8	14	31

VT (64)	MP	FG	FT	R	A	PF	TP
Utahya Drye	23	4-6	0-0	7	0	2	8
Brittany Gordon	18	2-3	2-4	3	2	0	6
Nikki Davis	22	2-7	2-5	3	5	1	6
Lindsey Biggs	24	2-5	1-1	3	0	2	6
Laura Haskins	25	5-9	2-3	6	5	0	12
Lakeisha Logan	27	2-8	0-1	4	2	1	5
Shani Grey	21	1-4	0-0	3	1	1	2
Shanel Harrison	20	6-10	3-5	7	0	2	15
Elizabeth Basham	20	2-5	0-0	2	0	3	4
Team				1			
Totals	200	26-57	10-19	39	15	12	64

Presbyterian	8	23	—	31
Virginia Tech	31	33	—	64

PERCENTAGES:	FG%	3PT%	FT%	FT%	100.0
Presbyterian	29.7	3PT%	22.2	FT%	100.0
VT	45.6	3PT%	18.2	FT%	52.6

3-POINTERS - PC 2 (Mills 2); VT 2 (Biggs, Logan)  
BLOCKED SHOTS - PC 0; VT 4 (Harrison 3, Basham)  
STEALS - PC 2 (Mills, Moore); VT 14 (Davis 4, Harrison 3, Drye 2, Haskins 2, Grey 2, Gordon)  
TURNOVERS - PC 23 (Moore 11, Smith 3, Brown 2, Mills 2, Stevens 2, Team 2, Wright); VT 11 (Davis 3, Biggs 3, Drye 2, Gordon, Grey, Harrison)  
TECHNICAL FOULS - None  
OFFICIALS: Mark Hardcastle, Dan Outlaw, Karen Gruca  
ATTENDANCE: 2,113

### Game 14

Florida State @ Virginia Tech  
Blacksburg, Va. • Jan. 8, 2009

**BLACKSBURG, Va.** – Down by 19 midway through the second half, Virginia Tech put forth a gutsy comeback effort before ultimately falling 67-63 to Florida State in the ACC opener for both teams at Cassell Coliseum.

It was a game of runs and the Seminoles went on the first one, using a barrage of early 3-pointers to build a healthy 18-point lead. Florida State hit six trifectas – they only average 4.7 treys per game – in the first 10 minutes alone to open up a 29-11 advantage.

But the Hokies chipped away and eventually ended the half by out scoring Florida State 13-2 over the final 4:25 to make it 36-27 at halftime.

The success was short-lived, however, as Florida State got it right back at the start of the second, beginning the period on a 12-4 run to bust the lead back open to 17, 48-31, before the 14-minute mark.

The Hokies scored 23 of the game's next 32 points to make it a six-point game, 61-56, with 1:53 on the clock. Florida State's Cierra Bravard muscled home a layup with 1:39 left, but Tech's Utahya Drye, who tallied a game-high 18 points, answered with back-to-back buckets to make it 63-60 in the Seminoles' favor with 44 ticks remaining.

Tech fouled FSU's Courtney Ward with 26 seconds left and she drained two free throws to push the lead to five, but Biggs' fourth trey of the night with 16 seconds remaining put the Hokies within two at 65-63.

Florida State's Mara Freshour sank another pair of charity tosses after Tech stopped the clock with a foul, and the Hokies failed to get a final shot off before time expired.

#### Florida State 67, Virginia Tech 63 Jan. 8, 2009; Cassell Coliseum

Florida State (67)	MP	FG	FT	R	A	PF	TP
Jacinta Monroe	29	3-16	0-1	7	0	2	6
Alysha Harvin	29	4-8	0-0	5	2	1	9
Mara Freshour	32	4-11	2-2	7	3	2	12
Courtney Ward	24	3-4	4-4	4	7	2	12
Tanae Davis-Cain	30	5-14	0-1	6	2	5	12
Angell Gray	29	1-1	0-2	4	1	2	2
Cayla Moore	2	0-0	0-0	2	0	0	0
Christian Hunnicutt	5	0-1	0-0	0	1	1	0
Kayli Keough	3	0-0	0-0	0	1	1	0
Cierra Bravard	17	6-10	2-3	6	0	4	14
Team				5			
Totals	200	26-65	8-13	46	17	21	67

VT (63)	MP	FG	FT	R	A	PF	TP
Utahya Drye	38	5-14	8-8	5	0	1	18
Brittany Gordon	28	3-8	3-4	6	1	3	9
Nikki Davis	20	2-7	0-0	2	1	3	4
Lindsey Biggs	36	5-16	1-2	3	3	2	15
Laura Haskins	28	0-5	4-4	4	2	3	4
Lakeisha Logan	4	0-0	0-0	0	0	1	0
Shani Grey	6	0-0	1-2	2	0	0	1
Shanel Harrison	27	4-11	4-8	11	1	1	12
Elizabeth Basham	13	0-2	0-0	0	0	0	0
Team				7			
Totals	200	19-63	21-28	40	8	14	63

Florida State	36	21	—	67
Virginia Tech	27	36	—	63

PERCENTAGES:	FG%	3PT%	46.7	FT%	40.0
FSU	40.0	3PT%	46.7	FT%	40.0
VT	30.2	3PT%	22.2	FT%	75.0

3-POINTERS - FSU 7 (Freshour 2, Ward 2, Davis-Cain 2, Harvin); VT 4 (Biggs 4)  
BLOCKED SHOTS - FSU 10 (Monroe 4, Bravard 3, Davis-Cain 2, Ward); VT 4 (Gordon 2, Grey, Harrison)  
STEALS - FSU 4 (Monroe, Harvin, Freshour, Gray); VT 14 (Drye 5, Harrison 3, Basham 2, Davis 2, Gordon, Grey)  
TURNOVERS - FSU 26 (Ward 5, Gray 5, Davis-Cain 4, Freshour 4, Harvin 3, Monroe 2, Bravard 2, Keough); VT 19 (Davis 6, Drye 3, Biggs 3, Harrison 3, Gordon 2, Haskins, Logan)  
TECHNICAL FOULS - None  
OFFICIALS: Susan Blauch, John Morningstar, Kenneth Weiland  
ATTENDANCE: 1,458

### Game 15

Boston College 73, Virginia Tech 62  
Chestnut Hill, Mass. • Jan. 11, 2009

**CHESTNUT HILL, Mass.** – Boston College, behind two big scoring outbursts, defeated Virginia Tech, 73-62, at the Silvio O. Conte Forum on the Boston College campus.

The Tech game plan to get BC's twin towers of 6-4 Carolyn Swords and 6-6 Stefanie Murphy in foul trouble worked to perfection in the first half, as both saw limited action with two fouls. The Hokies, after trailing early by as many as nine points, pulled within 23-19 on two Brittany Gordon free throws with just under six minutes remaining in the half.

However, the Eagles put together an 11-0 run over the next three minutes to take command. The run was keyed by an unlikely source as LaShunda Pratt, averaging under two points a game, scored nine points in the outburst including a pair of treys. Tech responded with a 6-0 spurt to cut the halftime deficit to 34-25.

Swords made her presence felt early following intermission as she scored nine points in a 13-4 run to open the second half to build the lead to 47-27. Boston College led by its largest margin of the game, 68-43, with just under seven minutes remaining before Tech began to cut into the lead.

The Hokies defense forced several turnovers and got hot at the free throw line to get back in the game with a 15-0 run. During the streak, Tech was 8-of-9 from the line and held the Eagles scoreless for almost six minutes. A layup by Corey Rusin with :55 seconds left ended the drought for Boston College and a Mickel Picco three-point basket moments later sealed the Eagles' victory.

#### Boston College 73, Virginia Tech 62 Jan. 11, 2009; Silvio O. Conte Forum

VT (62)	MP	FG	FT	R	A	PF	TP
Utahya Drye	35	8-16	2-2	4	2	1	18
Shanel Harrison	19	0-7	1-4	3	0	2	1
Brittany Gordon	32	4-7	4-6	7	0	4	12
Lindsay Biggs	21	1-8	0-0	0	1	0	2
Laura Haskins	35	3-4	0-0	3	8	1	6
Brittany Lewis	2	0-0	0-0	0	0	0	0
Nikki Davis	22	2-7	4-5	1	2	2	8
Lakeisha Logan	1	0-0	0-0	0	0	1	0
Shani Grey	22	4-5	7-8	2	0	1	15
Elizabeth Basham	11	0-2	0-0	0	0	1	0
Team				4			
Totals	200	22-56	18-25	24	13	13	62

Boston College (64)	MP	FG	FT	R	A	PF	TP
Ayla Brown	24	5-7	0-0	2	4	1	10
Stefanie Murphy	22	3-5	0-1	6	1	3	7
Carolyn Swords	23	9-13	1-1	10	0	3	19
Jaclyn Thoman	21	0-2	0-1	2	7	0	0
Mickel Picco	28	6-13	0-0	0	2	1	18
Victoria Jones	7	0-1	0-0	0	0	3	0
LaShaunda Pratt	13	3-7	1-1	3	1	3	9
Corey Rusin	15	2-4	0-0	3	2	3	4
Brittany Johnson	10	0-1	0-0	1	3	0	0
Jasmine Gill	4	0-1	0-0	0	0	0	0
Mia Nickson	18	2-3	1-1	7	1	1	5
Lauren Whitehurst	11	0-0	1-2	3	0	2	1
Veronica Wilson	4	0-1	0-0	0	0	0	0
Team				4			
Totals	200	30-58	4-7	41	21	20	73

Virginia Tech	25	37	—	62
BC	34	39	—	73

PERCENTAGES:	FG%	3PT%	0.0	FT%	72.0
VT	39.3	3PT%	0.0	FT%	72.0
BC	51.7	3PT%	52.9	FT%	57.1

3-POINTERS - VT 0; BC 9 (Picco 6, Pratt 2, Murphy)  
BLOCKED SHOTS - VT 1 (Gordon); BC 5 (Whitehurst 2, Nickson, Swords, Murphy)  
STEALS - VT 12 (Gordon 5, Haskins 4, Drye 2, Harrison); BC 6 (Murphy, Swords, Picco, Pratt, Rusin, Nickson)  
TURNOVERS - VT 12 (Drye 4, Harrison 2, Gordon, Biggs, Haskins, Davis, Logan, Basham); BC 23 (Brown 6, Johnson 3, Whitehurst 3, Murphy 2, Jones 2, Rusin 2, Nickson 2, Pratt, Gill, Team)  
TECHNICAL FOULS - None  
OFFICIALS: Ron Ledington, John Almarode, Duane Mack  
ATTENDANCE: 3,247



### Game 16

#4/10 Duke 57, Virginia Tech 52  
Blacksburg, Va. • Jan. 16, 2009

**BLACKSBURG, Va.** - Despite forcing No. 4/10 Duke into 28 turnovers and hanging around until the very end, Virginia Tech dropped a tight 57-52 decision to the Blue Devils.

The Hokies had the Blue Devils within their grasp, 53-50, after Nikki Davis hit a 3-pointer with 1:04 remaining. The trey capped an 18-5 run by the Hokies, which was crucial following a 23-4 Duke run that spanned halftime and had Duke up by 16 with just over nine minutes to play.

The Hokies did get that stop on the other end of the court, forcing Duke's Jasmine Thomas into an errant 3-pointer with 31 ticks left as the shot clock wound down. However, 6-foot-5 Chante Black grabbed one of her game-high 14 rebounds keep in the ball in Duke's possession.

Tech was forced to foul to stop the clock at that point, and Karima Christmas sank two big free throws with 22.7 seconds remaining to push Duke's advantage to 55-50. But Lindsay Biggs quickly answered for the Hokies, hitting the final two of her 14 points on a jumper with 13 seconds left.

Christmas was fouled again with 11 ticks on the clock, but missed the front end of the bonus to give Tech one last chance. Biggs got a good look from deep with two seconds remaining, but it was off the mark and Black set the final score with a pair of charity tosses with 0.3 seconds left.

#### #4/10 Duke 57, Virginia Tech 52 Jan. 16, 2009; Cassell Coliseum

#4/10 Duke (57)	MP	FG	FT	R	A	PF	TP
Chante Black	34	5-8	3-4	14	0	1	13
Karima Christmas	23	3-4	3-7	3	2	0	9
Joy Cheek	24	3-6	2-2	4	3	2	8
Jasmine Thomas	35	0-10	0-0	0	3	1	0
Keturah Jackson	18	2-4	0-0	2	2	4	4
Chelsea Hopkins	2	0-0	0-0	0	0	0	0
Shay Selby	9	1-2	0-0	2	0	0	3
Bridgette Mitchell	16	1-2	2-2	2	1	1	5
Kathleen Scheer	8	2-4	0-0	1	0	1	6
Carrem Gay	22	3-4	1-1	5	2	0	7
Krystal Thomas	9	1-2	0-0	2	0	0	2
Team				4			
Totals	200	21-46	11-16	39	13	11	57

VT (52)	MP	FG	FT	R	A	PF	TP
Utahya Drye	34	2-13	0-2	8	2	4	4
Brittany Gordon	29	4-7	0-0	7	0	3	8
Nikki Davis	31	5-12	4-4	7	4	0	16
Lindsay Biggs	29	6-16	0-0	2	1	1	14
Laura Haskins	32	1-5	0-0	1	3	2	2
Brittany Lewis	3	0-1	0-0	0	0	1	0
Shani Grey	13	0-2	0-0	1	0	0	0
Shanel Harrison	17	3-9	2-2	2	3	2	8
Elizabeth Basham	12	0-3	0-0	1	0	1	0
Team				6			
Totals	200	21-68	6-8	35	13	15	52

#4/10 Duke	31	26	—	57
Virginia Tech	26	26	—	52

PERCENTAGES:

DU	FG%	45.7	3PT%	33.3	FT%	68.8
VT	FG%	30.9	3PT%	21.1	FT%	75.0

3-POINTERS - DU 4 (Scheer 2, Selby, Mitchell); VT 4 (Biggs 2, Davis 2)  
BLOCKED SHOTS - DU 6 (Black 2, Christmas, Cheek, Mitchell, Thomas); VT 2 (Gordon, Biggs)  
STEALS - DU 12 (Jackson 3, Gay 3, Christmas 2, Black, Cheek, Mitchell, Scheer); VT 14 (Drye 4, Davis 3, Haskins 3, Basham 2, Gordon, Harrison)  
TURNOVERS - DU 28 (Black 5, Thomas 5, Jackson 4, Mitchell 4, Cheek 3, Selby 3, Christmas 2, Thomas 2); VT 19 (Davis 5, Haskins 5, Biggs 4, Grey 2, Harrison 2, Drye)  
TECHNICAL FOULS - None  
OFFICIALS: Wesley Dean, Billy Smith, Dan Outlaw  
ATTENDANCE: 2,409

### Game 17

#12/16 Maryland 96, Virginia Tech 79  
College Park, Md. • Jan. 18, 2009

**COLLEGE PARK, Md.** - Even though Virginia Tech had outstanding performances by Lindsay Biggs and Utahya Drye, No. 12 Maryland used a one-two combo of its' own to defeat the Hokies, 96-79.

The high-octane offensive affair featured some outstanding individual performances by both teams. Biggs scored a career-high 25 points and connected on a career-best seven three-point baskets.

Not to be outdone by her teammate, Drye bounced back from a season-low four points against No. 4/10 Duke to match her career-high with 20 points. She also led Tech with nine rebounds tying a season high. Laura Haskins and Nikki Davis were the other Tech players in double figures with 10 points each. The Tech guards also handed out seven and six assists, respectively.

The 9-of-20 team performance set new Tech standards for both three-point field goals made and attempted in an ACC contest. The 48 combined three-point attempts were the most in the history of the Virginia Tech program besting the 45 attempts against South Carolina in the Metro era. Maryland's 28 attempts from behind the arc also set the all-time record for most attempts by a Hokies opponent.

The first half set the tone for the entire contest as both teams played up tempo basketball. A Haskins jumper at the 7:20 mark pulled Tech to within 32-29 before the Terps put together an 8-0 run and eventually built a 46-38 halftime advantage.

Maryland opened the second half on an 11-3 spurt started by a Toliver trey. The Hokies got as close as 62-51 with just under 15 minutes remaining, but could draw no closer the rest of the way. The Terps built their lead to a game-high 24 points, 87-63, and cruised to the victory.

#### #12/16 Maryland 96, Virginia Tech 79 Jan. 18, 2009; Comcast Center

VT (79)	MP	FG	FT	R	A	PF	TP
Utahya Drye	38	8-18	4-6	9	3	1	20
Brittany Gordon	20	0-3	0-2	1	0	2	0
Nikki Davis	31	4-12	1-2	2	6	1	10
Lindsay Biggs	33	9-15	0-0	1	1	1	25
Laura Haskins	28	5-8	0-0	2	7	0	10
Brittany Lewis	16	2-5	0-0	3	0	2	5
Shani Grey	10	1-3	1-1	3	0	3	3
Shanel Harrison	18	2-5	0-0	2	0	4	4
Elizabeth Basham	6	1-2	0-0	2	0	0	2
Team				3			
Totals	200	22-71	6-11	28	17	14	79

#12/16 Maryland (96)	MP	FG	FT	R	A	PF	TP
Demauria Liles	25	4-7	4-4	12	1	2	12
Marissa Coleman	28	7-11	6-7	4	5	0	21
Lynetta Kizer	27	3-6	6-10	12	1	2	12
Sa'de Wiley-Gatewood	20	2-5	0-0	3	2	0	4
Kristi Toliver	37	10-15	1-1	5	7	1	29
Marah Strickland	16	1-6	0-0	1	1	1	2
Anjale Barrett	22	5-8	0-0	0	2	3	14
Yemi Oyejewa	3	0-0	0-0	1	0	1	0
Kim Rodgers	6	0-2	0-0	0	0	1	0
Drey Mingo	16	1-2	0-0	4	1	1	2
Team				4			
Totals	200	33-62	17-22	45	20	12	96

Virginia Tech	38	41	—	79
#12/16 UMD	46	50	—	96

PERCENTAGES:

VT	FG%	45.1	3PT%	45.0	FT%	54.5
UMD	FG%	53.2	3PT%	48.4	FT%	77.3

3-POINTERS - VT 9 (Biggs 7, Davis, Lewis; UMD 13 (Toliver 8, Barrett 4, Coleman)  
BLOCKED SHOTS - VT 2 (Drye, Biggs); UMD 5 (Liles 3, Kizer, Mingo)  
STEALS - VT 11 (Davis 5, Biggs 2, Haskins 2, Drye, Gordon); UMD 8 (Coleman 3, Kizer 2, Liles, Toliver, Mingo)  
TURNOVERS - VT 15 (Biggs 4, Davis 3, Grey 3, Haskins 2, Drye, Harrison, Basham); UMD 21 (Liles 4, Coleman 4, Barrett 4, Strickland 3, Toliver 2, Kizer, Wiley-Gatewood, Rodgers, Mingo)  
TECHNICAL FOULS - None  
OFFICIALS: Carla Fountain, Diana DePaul, Kenneth Weiland  
ATTENDANCE: 8,295

### Game 18

#16/14 Virginia 75, Virginia Tech 69  
Blacksburg, Va. • Jan. 21, 2009

**BLACKSBURG, Va.** - Virginia Tech hung tight for the third straight time against a top-15 team, but for the third straight time, it fell just short, suffering a 75-69 defeat to No. 16/14 Virginia.

After trailing by nine at the half, Tech actually led the Cavaliers by seven, 63-56, when Lindsay Biggs drilled a 3-pointer with 6:42 to play. On the other end of the court, however, Virginia's Lyndra Littles hit a trey of her own to spark a 9-1 Cavalier run that put the visitors back on top, 65-64, with just under four minutes remaining.

Biggs, who tallied a team-high 17 points in the game, sank her fifth long bomb of the contest at the 3:23 mark to put Tech up by two, and the teams traded points on the next three trips - a Monica Wright layup, a Nikki Davis layup and two Littles' free throws - to leave the game tied at 69 with 2:25 on the clock.

From that point on, Wright had another layup and Littles drained four more charity tosses to set the final score. In fact, Wright (23 points) and Littles (28 points) combined for 51 of Virginia's 75 points, and scored all but two of the Cavaliers' last 19.

While Virginia relied on its two stars for most of its offense, the Hokies got a balanced attack, nearly putting five players in double figures for the first time this season. In addition to Biggs' 17, Davis, who got to the rack time and time again, added 15. Brittany Gordon added 11, including a 7-of-8 performance from the free-throw line, while Utahya Drye netted 10. Shanel Harrison was on the cusp of double figures with nine points.

#### #16/14 Virginia 75, Virginia Tech 69 Jan. 21, 2009; Cassell Coliseum

#16/12 Virginia (75)	MP	FG	FT	R	A	PF	TP
Lyndra Littles	30	8-16	8-8	7	2	0	28
Kelly Hartig	23	1-3	0-0	2	2	1	2
Aisha Mohammed	22	6-14	0-2	8	0	3	12
Britnee Miller	32	0-0	0-2	3	5	3	0
Monica Wright	34	11-20	0-2	7	2	3	23
Whitney Edwards	6	1-2	0-0	0	0	0	2
Ariana Mooror	22	0-3	0-0	3	2	3	0
Jayna Hartig	10	1-2	0-0	1	1	2	2
Chelsea Shine	21	2-4	2-2	3	1	1	6
Team				5			
Totals	200	30-64	10-16	39	15	16	75

VT (69)	MP	FG	FT	R	A	PF	TP
Utahya Drye	38	5-10	0-0	5	5	3	10
Brittany Gordon	26	2-3	7-8	5	0	0	11
Nikki Davis	28	6-12	3-4	1	2	4	15
Lindsay Biggs	31	6-15	0-0	3	2	3	17
Laura Haskins	29	0-3	1-2	3	1	2	1
Brittany Lewis	2	0-0	0-0	0	0	0	0
Lakeisha Logan	5	1-2	1-2	1	0	0	3
Shani Grey	8	0-0	0-0	1	0	3	0
Shanel Harrison	20	4-7	1-1	3	2	1	9
Elizabeth Basham	13	1-3	1-2	3	1	1	3
Team				4			
Totals	200	25-55	14-19	29	13	17	69

#16/14 Virginia	38	37	—	75
Virginia Tech	29	40	—	69

PERCENTAGES:

UVA	FG%	46.9	3PT%	35.7	FT%	62.5
VT	FG%	45.5	3PT%	31.3	FT%	73.7

3-POINTERS - UVA 5 (Littles 4, Wright); VT 5 (Biggs 5)  
BLOCKED SHOTS - UVA 4 (K. Hartig 2, Mohammed, Shine); VT 5 (Biggs 2, Drye, Gordon, Lewis)  
STEALS - UVA 10 (K. Hartig 4, Wright 3, Millner 2, Mooror); VT 6 (Drye, Gordon, Davis, Haskins, Grey, Basham)  
TURNOVERS - UVA 17 (Littles 6, Mohammed 3, Mooror 3, Millner 2, Wright, Edwards, K. Hartig); VT 18 (Haskins 5, Drye 3, Davis 3, Basham 3, Gordon 2, Grey 2)  
TECHNICAL FOULS - None  
OFFICIALS: Lawson Newton, Tony Lippa, Bruce Morris  
ATTENDANCE: 1,511



### Game 19

Virginia Tech 73, Longwood 57  
Blacksburg, Va. • Jan. 17, 2009

**BLACKSBURG, Va.** – Virginia Tech snapped a five-game losing streak by defeating Longwood 73-57 in the penultimate non-conference contest of the season.

The Hokies jumped out to a 16-3 advantage and led by as many as 16 in the first half. But Longwood managed a 14-7 run to end the period to keep the game competitive at 39-30.

Things got even more competitive at the start of the second half, though, as the Lancers opened the stanza on an 11-5 spurt to cut the lead to three at 44-41 by the 14:29 mark.

But that's when the Hokies, who shot 52 percent from the field in the second half, began to pull it back together. Shanel Harrison and Lindsay Biggs combined to score 11 of the next 13 points for Tech as the Hokies got the lead back up to nine, 57-48, with just over 10:30 to play.

Harrison led the Hokies by tying her career high of 15 points, while Biggs tallied 13. Utahya Drye equaled her personal best of 12 rebounds to go with 14 points, and Haskins set a new career high with 11 assists.

Things weren't all smiles for the Hokies, though, as they committed 21 turnovers and also allowed eight 3-pointers to a team that's only averaged half that many. In fact, Krystal Garrison hit five of those to help her tally a game-high 17 points.

Tech out-rebounded the Lancers 44-25 and scored 44 points in the paint to help them get a much-needed victory.

#### Virginia Tech 73, Longwood 57 Jan. 25, 2009; Cassell Coliseum

Longwood (57)	MP	FG	FT	R	A	PF	TP
Brittanni Billups	11	1-3	2-2	2	0	1	4
Anna Steg	28	3-8	2-2	4	1	0	8
Sierra Fletcher	30	2-6	3-4	5	0	2	8
Becky Fernandes	40	4-9	2-4	4	3	1	10
Krystal Garrison	40	6-18	0-0	1	1	1	17
Emma Zieverink	2	0-0	0-0	0	0	0	0
Morgan Smith	23	1-2	0-2	5	0	1	3
Brooke Long	7	1-5	0-0	0	0	1	3
Cierra Baker	16	2-4	0-0	2	1	2	4
Lindsey Martin	3	0-1	0-0	0	0	0	0
Team				2			
Totals	200	20-56	9-14	25	6	9	57

VT (69)	MP	FG	FT	R	A	PF	TP
Utahya Drye	34	6-12	2-2	12	1	2	14
Brittany Gordon	22	4-5	0-0	6	0	2	8
Nikki Davis	17	3-6	1-4	4	1	2	7
Lindsay Biggs	28	5-13	0-0	3	3	1	13
Laura Haskins	29	3-8	1-3	6	11	0	1
Brittany Lewis	8	0-2	0-0	2	0	0	0
Lakeisha Logan	5	0-0	0-0	2	0	0	0
Shani Grey	17	1-3	2-2	3	1	1	5
Shanel Harrison	24	6-8	3-4	4	1	2	15
Elizabeth Basham	16	2-2	0-0	0	0	0	4
Team				2			
Totals	200	30-59	9-15	44	18	10	73

Longwood			27	—		57
Virginia Tech		39	34	—		73

PERCENTAGES:	LU	FG%	3PT%	29.6	FT%	64.3
VT	FG%	50.8	3PT%	40.0	FT%	60.0

3-POINTERS - LU 8 (Garrison 5, Fletcher, Smith, Long); VT 4 (Biggs 3, Grey)  
BLOCKED SHOTS - LU 1 (Fernandes); VT 4 (Gordon 2, Drye, Biggs)  
STEALS - LU 12 (Fernandes 5, Garrison 5, Fletcher, Baker); VT 7 (Haskins 3, Drye 2, Grey, Harrison)  
TURNOVERS - LU 17 (Fletcher 7, Garrison 3, Fernandes 2, Zieverink 2, Billups, Smith, Team); VT 21 (Drye 4, Haskins 4, Davis 3, Biggs 3, Gordon 2, Lewis, Grey, Harrison, Basham, Team)  
TECHNICAL FOULS - None  
OFFICIALS: Joanne Aldrich, Mark Hardcastle, Bonnie Pettus  
ATTENDANCE: 2,159

### Game 20

Virginia Tech 65, Clemson 61  
Clemson, S.C. • Jan. 28, 2009

**CLEMSON, S.C.** – Utahya Drye recorded her second consecutive double-double to lead Virginia Tech to a 65-61 victory over Clemson.

Drye had 17 points and 11 rebounds to lead the Tech attack, registering the third double-double of her career. Nikki Davis continued her solid play with 14 points, while Laura Haskins and Shanel Harrison each chipped in with 10 points each.

The contest was a back-and-forth affair for much of the first half until Clemson used a late run to build its largest lead of the game, 39-32, at the half.

Tech wasted little time getting right back in the game as the Hokies opened with a quick 7-0 spurt to knot the game at 39-39 only 90 seconds into the second half. From that point on, neither team would lead by more than four points the rest of the way.

Two free throws by Tasha Taylor gave Clemson the lead, 61-60, with 2:24 remaining in the game, but that would be the Tigers final points of the evening. Tech captured the lead for good 30 seconds later on a Harrison layup. A couple of possessions later, Harrison was fouled and connected on one of two free throws to increase the narrow lead to 63-61.

Clemson missed a three-pointer on the next possession, but Tech returned the favor as Lindsay Biggs missed a jumper with 39 ticks left. Harrison came up with a big offensive rebound for the Hokies and Haskins was soon fouled. The Tech senior clinched the victory by nailing two free throws for the final margin.

#### Virginia Tech 65, Clemson 61 Jan. 28, 2009; Littlejohn Coliseum

VT (65)	MP	FG	FT	R	A	PF	TP
Utahya Drye	36	7-11	3-4	11	0	1	17
Brittany Gordon	33	3-7	2-2	7	1	3	8
Nikki Davis	28	5-9	4-7	5	3	3	14
Lindsay Biggs	33	1-9	3-4	4	2	2	6
Laura Haskins	34	3-6	4-4	2	6	1	10
Brittany Lewis	2	0-0	0-0	0	0	0	0
Shani Grey	11	0-0	0-0	1	0	1	0
Shanel Harrison	17	4-7	2-9	5	0	4	10
Elizabeth Basham	6	0-1	0-0	1	0	0	0
Team				3			
Totals	200	23-50	18-30	39	12	15	65

Clemson (96)	MP	FG	FT	R	A	PF	TP
Lele Hardy	29	6-14	0-1	5	2	2	13
Jasmine Tate	13	2-5	0-0	4	0	2	4
April Parker	23	2-5	0-0	3	1	1	4
Tasha Taylor	22	1-6	4-4	2	2	3	6
Morganne Campbell	8	1-3	0-0	0	0	0	3
Bryelle Smith	16	1-4	0-0	4	1	3	3
Christy Brown	20	1-3	2-2	3	2	3	4
Kirstyn Wright	19	1-5	2-2	3	2	1	4
Sthefany Thomas	13	0-7	0-0	1	2	1	0
Whitney Hood	21	5-10	2-2	6	1	1	12
Lindsey Mason	10	1-2	2-2	2	0	1	4
Shaniqua Pauldo	6	2-3	0-0	0	0	0	4
Team				4			
Totals	200	23-67	12-13	37	13	18	61

Virginia Tech	32	33	—	65
Clemson	39	22	—	61

PERCENTAGES:	VT	FG%	46.0	3PT%	11.1	FT%	60.0
CU	FG%	34.3	3PT%	14.3	FT%	92.3	

3-POINTERS - VT 1 (Biggs); CU 3 (Hardy, Campbell, Smith)  
BLOCKED SHOTS - VT 1 (Drye); CU 4 (Parker 2, Tate, Mason)  
STEALS - VT 9 (Haskins 4, Grey, 2, Davis, Biggs, Harrison); CU 8 (Hardy 3, Brown 2, Parker, Taylor, Mason)  
TURNOVERS - VT 14 (Drye 5, Davis 5, Gordon 2, Biggs, Haskins); CU 12 (Hardy 3, Tate, Parker, Taylor, Campbell, Smith, Wright, Thomas, Hood, Mason)  
TECHNICAL FOULS - None  
OFFICIALS: Wesley Dean, Kathleen Lynch, Alicia Walker  
ATTENDANCE: 649

### Game 21

NC State 57, Virginia Tech 46  
Blacksburg, Va. • Feb. 1, 2009

**BLACKSBURG, Va.** – The Virginia Tech women's basketball team suffered through a stagnant second half and fell to NC State by a score of 57-46.

Though both teams struggled from the field in the first period (NC State shot 30.8 percent while Tech hit just 29.2 percent), the Hokies held a five-point lead, 23-18, at halftime, thanks in part to forcing 11 NC State turnovers and making six steals.

That defensive pressure disappeared in the second half, however, as Tech only got two steals and forced just six turnovers, while the Wolfpack drained nearly 52 percent of their attempts to win easily.

After Tech's Lindsay Biggs opened the second period with a layup to push Tech's lead to seven, NC State put together a 13-3 run over a five-and-a-half minute span to claim a 31-28 lead. The Hokies looked like they had stopped the bleeding when they scored six of the game's next 10 points, but the Wolfpack then embarked on a separate 17-4 run that ended with them up 52-38 with just over four minutes to play.

NC State's Shayla Fields did most of the damage, netting 15 second-half points (19 for the game), including three treys, to power the runs. Sharnise Beal added 14 points in the contest for the Wolfpack.

The Hokies only had one scorer in double figures, as Nikki Davis tallied 14 points on a career-best 7-of-9 effort from the free-throw line. She also tied a personal best with seven rebounds.

#### NC State 57, Virginia Tech 46 Feb. 1, 2009; Cassell Coliseum

NC State (57)	MP	FG	FT	R	A	PF	TP
Lucy Ellison	25	1-1	1-2	5	0	4	3
Inga Muciniece	6	0-0	0-0	1	0	0	0
Nikitta Gartrell	31	4-10	1-2	5	2	2	9
Shayla Fields	39	7-15	2-2	2	1	0	19
Sharnise Beal	35	5-15	3-3	6	3	1	14
Tia Bell	24	2-5	1-2	5	3	3	5
Brittany Strachan	9	0-1	0-0	3	0	0	0
Bpnae Holston	30	3-5	1-2	5	1	2	7
Kristy Kenney	1	0-1	0-0	0	0	0	0
Team				5			
Totals	200	22-53	9-13	37	10	12	57

VT (46)	MP	FG	FT	R	A	PF	TP
Utahya Drye	30	4-10	0-0	1	1	4	8
Brittany Gordon	28	2-4	3-4	2	0	1	7
Nikki Davis	28	3-10	7-9	7	3	2	14
Lindsay Biggs	27	4-11	0-0	3	1	0	9
Laura Haskins	34	1-6	0-0	5	1	2	2
Lakeisha Logan	3	0-0	0-0	0	0	0	0
Shani Grey	13	0-0	0-2	1	0	2	0
Shanel Harrison	27	2-7	2-2	8	2	4	6
Elizabeth Basham	10	0-4	0-0	2	0	0	0
Team				6			
Totals	200	16-52	12-17	35	8	15	46

NC State	18	39	—	57
Virginia Tech	23	23	—	46

PERCENTAGES:	NCSU	FG%	41.5	3PT%	28.6	FT%	69.2
VT	FG%	30.8	3PT%	14.3	FT%	70.6	

3-POINTERS - NCSU 4 (Fields 3, Beal); VT 2 (Biggs, Davis)  
BLOCKED SHOTS - NCSU 4 (Fields, Beal, Bell, Holston); VT 2 (Davis, Harrison)  
STEALS - NCSU 6 (Beal 3, Bell, Holston, Kenney); VT 8 (Davis 3, Harrison 2, Drye, Gordon, Haskins)  
TURNOVERS - NCSU 17 (Gartrell 4, Beal 4, Ellison 2, Team 2, Fields, Bell, Strachan, Holston, Kenney); VT 18 (Drye 6, Davis 5, Biggs 2, Haskins 2, Gordon, Harrison, Basham)  
TECHNICAL FOULS - None  
OFFICIALS: Susan Blanch, Cameron Inouye, Dawn Marsh  
ATTENDANCE: 1,453



**Game 22**

**Virginia Tech 68, USC Upstate 62 OT**  
Blacksburg, Va. • Feb. 2, 2009

**BLACKSBURG, Va.** – It took until overtime to do so, but Virginia Tech emerged with a 68-62 victory over USC Upstate at Cassell Coliseum thanks to a career night from junior Utahya Drye.

The Durham, N.C., native went 12-of-19 from the field and 6-of-7 from the line to record a personal best 30 points, and she also pulled down a career-high 16 rebounds, 11 of which were of the offensive variety. She contributed on the defensive end as well, swiping a collegiate-best seven steals.

The Hokies trailed at the half by a score of 25-22, but had a chance to win it in regulation after forcing the Spartans into a shot-clock violation with three seconds remaining. Tech's Lindsay Biggs hit a shot on the final play, but it came after the buzzer to send the Hokies to their second extra session of the season.

It was then that the Hokies finally put the game away. After Upstate's Lesley Daniel hit a layup to start the bonus period, Biggs drained a 3-pointer to give Tech the lead for good. Drye scored five of her points in overtime and Shanel Harrison added four to ice the victory in an unexpectedly close game.

Biggs joined Drye in double figures for Tech with 10 points. The Hokies shot 37.3 percent (28-of-75) for the game, while the Spartans converted on just 33.3 percent (26-of-78). The 99 combined misses allowed Tech to grab a season-high 56 rebounds.



Utahya Drye

**Virginia Tech 68, USC Upstate 62 OT**  
Feb. 2, 2009; Cassell Coliseum

USC Upstate (62)	MP	FG	FT	R	A	PF	TP
Chelsea McMillian	23	3-12	0-0	8	1	4	6
Kelly Westfield	6	0-1	2-2	4	1	0	2
Courtney Hawkins	39	3-17	0-0	9	9	0	6
Kendra Wallace	45	7-16	0-0	3	3	3	19
Ebony Johnson	4	0-1	0-0	1	0	0	0
Courtney Bradley	3	0-1	0-0	0	0	0	0
Leslie Daniel	30	5-11	0-0	1	0	1	12
Sam Frost	29	4-8	0-0	2	2	4	9
Chelsey Peterson	30	4-7	0-2	5	0	1	8
Kolesia Richardson	14	0-4	0-0	6	3	1	0
Kimberly Pitman	2	0-0	0-0	1	0	1	0
Team				5			
Totals	225	26-78	2-4	45	19	15	62

VT (68)	MP	FG	FT	R	A	PF	TP
Utahya Drye	41	12-19	6-7	16	2	1	30
Brittany Gordon	23	4-8	0-0	7	0	1	8
Nikki Davis	18	1-7	0-0	4	0	3	2
Lindsey Biggs	38	4-17	0-0	4	3	2	10
Laura Haskins	38	1-5	1-2	5	5	0	3
Brittany Lewis	19	3-6	1-2	5	0	2	7
Lakeisha Logan	4	0-3	0-0	1	1	0	0
Shani Grey	10	0-2	0-0	2	3	0	0
Shanel Harrison	29	3-8	2-2	7	5	1	8
Elizabeth Basham	5	0-0	0-0	0	0	0	0
Team				5			
Totals	225	28-75	10-13	56	19	10	68

USC Upstate	25	29	8	—	62
Virginia Tech	22	32	14	—	68

PERCENTAGES:

USCU	FG%	33.3	3PT%	28.6	FT%	50.0
VT	FG%	37.3	3PT%	15.4	FT%	76.9

3-POINTERS - USCU 8 (Wallace 5, Daniel 2, Frost); VT 2 (Biggs 2)  
 BLOCKED SHOTS - USCU 4 (Petersono 3, Wallace); VT 6 (Harrison 2, Gordon, Davis, Haskins, Lewis)  
 STEALS - USCU 6 (Hawkins 2, McMillian, Johnson, Daniel, Peterson); VT 10 (Drye 7, Biggs, Lewis, Harrison)  
 TURNOVERS - USCU 18 (McMillian 3, Hawkins 3, Daniel 3, Peterson 3, Frost 2, Team 2, Westfield, Bradley); VT 20 (Davis 5, Biggs 4, Drye 3, Haskins 3, Harrison 2, Gordon, Lewis, Logan)  
 TECHNICAL FOULS - None  
 OFFICIALS: Tommy Salereno, Karen Preato, John Almarode  
 ATTENDANCE: 2,173



### Game 23

#8/9 North Carolina 93, Virginia Tech 77  
Chapel Hill, N.C. • Feb. 5, 2009

**CHAPEL HILL, N.C.** – Four Hokies scored in double-figures, but No. 8/9 North Carolina's high-paced offense proved too difficult a challenge as Virginia Tech fell 93-77 to UNC at the Dean E. Smith Center.

North Carolina, a team that averages 84.5 points per game, pushed the tempo early on and jumped out to an 8-0 advantage in the opening three minutes. Tech pulled to within four points at the 14:10 mark, but UNC ended the first half with a 19-8 run and built a 48-32 lead heading into the intermission.

North Carolina extended its lead to 20 early in the second half, but the Hokies would not go away and narrowed the deficit to 13 points on Utahye Drye's second 3-pointer of the season with 11:43 left.

However, the Tar Heels would respond with a run of their own and push their advantage to 21 points after Jessica Breland nailed a free throw to convert the 3-point play with 7:29 remaining.

Virginia Tech put together an 11-5 run to cut the lead to 86-73 with 2:54 left on a lay-up from Drye, but the Hokies could not narrow the lead any farther.

Lindsay Biggs led Tech with 21 points on the evening. Biggs hit six 3-pointers and recorded her third 20-point scoring effort of the season. Drye added 19 points on the night, while Shani Grey and Brittany Gordon chipped in 12 and 10 points, respectively.

### Game 24

#17/15 Virginia 69, Virginia Tech 61  
Charlottesville, Va. • Feb. 8, 2009

**CHARLOTTESVILLE, Va** – Virginia Tech's red-hot start proved to not be enough in the end, as the Hokies fell at No. 17/15 Virginia, 69-61, in front of 6,281 in John Paul Jones Arena.

The game could not have started any better for the Hokies as they raced out to a 23-8 advantage just over eight minutes into the contest. During the opening stretch, Tech was 10-of-13 from the field, including three treys from Lindsay Biggs who led the Hokies with 14 points.

However, the Hokies went cold as the Cavaliers shifted to a zone defense and erupted on a 17-2 run to grab their first lead of day, 27-25 with 4:30 remaining in the half. The game stayed close for the remainder of the opening stanza and Virginia took a 35-32 lead to the locker room.

The second half remained tight with the Cavs holding a 54-51 advantage with 6:35 left in the game. Virginia put the game away with a 12-4 spurt over the next four minutes to build its largest lead at 66-55. The Cavaliers three-pronged attack of Lyndra Littles, Aisha Mohammed and Monica Wright combined for all of the points during the run. Tech could get no closer than the final margin in the loss.

In addition to Biggs, the Hokies received 11 points and nine rebounds from Utahya Drye, while Laura Haskins recorded her first career double-double with 11 points and 10 assists.

### Game 25

Miami 59, Virginia Tech 56  
Blacksburg, Va. • Feb. 12, 2009

**BLACKSBURG, Va.** – After scoring five points over a 54-second span during the game's final minute and 35 seconds, Virginia Tech allowed an ill-timed offensive rebound and put-back by Miami's Lamese James with seven ticks on the clock, and fell to the Hurricanes 59-56 at Cassell Coliseum.

Miami held its largest lead, 57-51, after Epiphany Woodson hit a pair of free throws with 1:46 on the clock, but the Hokies quickly made up the ground with a Shanel Harrison free throw, a Brittany Gordon layup and a Laura Haskins jumper.

Up 57-56, the Hurricanes called a timeout with 41 seconds left to regroup. However, the Hokies' defense drained the clock, forcing Woodson into a hurried attempt at the shot-clock buzzer. It was no good, but that's when James crashed the boards from the weak side and put home the clinching bucket with seven seconds left.

Tech still had two timeouts to burn, but instead opted to race down the floor in an effort to catch the Hurricanes off balance. Lindsay Biggs' 3-point attempt at the horn was off the mark.

Individually, Utahya Drye led the Hokies with 12 points, though all of them came in the first half. Gordon just missed out on her first double-double by scoring nine points and grabbing a career-high 13 rebounds. Laura Haskins joined Drye in double figure with 10 points, while Biggs swatted a career-high three shots and Nikki Davis tied a personal best with six dimes.

#### #8/9 North Carolina 93, Virginia Tech 77 Feb. 5, 2009; Dean E. Smith Center

VT (77)	MP	FG	FT	R	A	PF	TP
Utahya Drye	36	9-14	0-2	2	2	1	19
Brittany Gordon	24	4-8	2-4	5	1	4	10
Lindsay Biggs	33	7-15	1-2	2	2	3	21
Laura Haskins	32	0-2	1-2	6	7	1	1
Nikki Davis	25	2-6	2-2	2	4	1	6
Brittany Lewis	5	1-1	0-0	0	1	0	2
Shani Grey	16	5-5	2-2	2	1	0	12
Shanel Harrison	23	2-9	2-4	1	2	2	6
Elizabeth Basham	6	0-1	0-0	0	1	0	0
Team				5			
Totals	200	30-61	10-18	25	21	12	77

#8/9 UNC (93)	MP	FG	FT	R	A	PF	TP
Rahanda McCants	25	9-11	4-4	6	2	2	23
Iman McFarland	25	1-2	1-2	3	0	0	3
Jessica Breland	30	8-13	4-5	11	0	2	20
Italee Lucas	28	7-16	0-0	5	8	0	18
Cetera DeGraffenreid	30	4-5	4-5	3	3	2	12
Trinity Burse	9	1-2	0-0	2	0	0	2
She'la White	9	0-2	0-0	0	3	2	0
Christina Dewitt	7	0-0	0-0	0	0	0	0
Chay Sehogg	13	2-6	0-2	1	0	2	4
Heather Claytor	16	4-4	0-0	1	2	1	11
Martina Wood	5	0-2	0-0	1	1	1	0
Nicole Powell	1	0-0	0-0	0	0	1	0
Laura Barry	1	0-0	0-0	0	0	0	0
Laura Broomfield	1	0-0	0-0	0	0	0	0
Team				5			
Totals	200	36-63	13-18	38	19	13	93

Virginia Tech	MP	FG%	3PT%	FT%	FT%	
VT		49.2	3PT%	46.7	FT%	55.6
UNC		57.1	3PT%	47.1	FT%	72.2

3-POINTERS - VT 7 (Biggs 6, Drye); UNC 8 (Lucas 4, Claytor 3, McCants)  
BLOCKED SHOTS - VT 2 (Davis 2); UNC 4 (Breland 3, Shegog)  
STEALS - VT 13 (Davis 5, Drye 3, Grey 3, Harrison 2); UNC 14 (DeGraffenreid 5, Lucas 4, McCants 2, McFarland, Breland, Shegog)  
TURNOVERS - VT 24 (Drye 7, Davis 5, Haskins 5, Harrison 3, Gordon, Biggs, Grey, Basham 1); UNC 26 (Breland 6, Lucas 5, DeGraffenreid 3, Shegog 3, Claytor 2, Barry 2, McCants, Burse, White, Wood, Powell)  
TECHNICAL FOULS - None  
OFFICIALS: Joanne Aldrich, Edward Sidlasky, Maj Forsberg  
ATTENDANCE: 3,520

#### #17/15 Virginia 69, Virginia Tech 61 Feb. 8, 2009; John Paul Jones Arena

VT (61)	MP	FG	FT	R	A	PF	TP
Utahya Drye	37	4-11	3-4	9	0	2	11
Brittany Gordon	24	2-4	1-2	2	0	3	5
Lindsay Biggs	37	5-12	0-0	6	2	2	14
Laura Haskins	37	5-8	1-2	3	10	2	11
Nikki Davis	21	3-5	0-2	3	4	3	6
Lakeisha Logan	9	2-4	0-0	0	0	0	6
Shani Grey	9	1-5	0-0	1	0	2	2
Shanel Harrison	26	3-12	0-0	5	1	3	6
Team				6			
Totals	200	25-61	5-10	35	17	17	61

#17/15 Uva (69)	MP	FG	FT	R	A	PF	TP
Lyndra Littles	36	9-13	5-6	4	2	0	23
Kelly Hartig	26	1-1	1-2	6	4	2	3
Aisha Mohammed	29	5-11	3-7	9	0	3	13
Britnee Millner	27	0-1	0-0	4	1	2	0
Monica Wright	36	8-20	6-7	4	3	2	22
Whitney Edwards	20	0-0	0-0	4	0	1	0
Ariana Moorer	4	1-1	1-2	0	0	1	4
Kristen London	9	1-3	0-0	2	1	0	2
Britny Edwards	5	1-1	0-0	0	0	2	2
Chelsea Shine	8	0-4	0-0	1	0	1	0
Team				2			
Totals	200	26-55	16-24	36	11	12	69

Virginia Tech	MP	FG%	3PT%	FT%	FT%	
VT		41.0	3PT%	33.3	FT%	50.0
Uva		47.3	3PT%	20.0	FT%	66.7

3-POINTERS - VT 6 (Biggs 4, Logan 2); Uva 1 (Moorer)  
BLOCKED SHOTS - VT 0; Uva 2 (Hartig, Edwards)  
STEALS - VT 5 (Gordon, Davis, Haskins, Logan, Harrison); Uva 13 (Wright 6, Littles 3, Hartig 2, Mohammed, Edwards)  
TURNOVERS - VT 18 (Drye 6, Davis 5, Gordon 2, Haskins 2, Harrison 2, Grey); Uva 16 (Littles 3, Mohammed 3, Wright 3, Hartig 2, Millner 2, Edwards, Moorer, London)  
TECHNICAL FOULS - None  
OFFICIALS: Kathleen Lynch, Angela Lewis, Billy Smith  
ATTENDANCE: 6,281

#### Miami 59, Virginia Tech 56 Feb. 12, 2009; Blacksburg, Va.

Miami (59)	MP	FG	FT	R	A	PF	TP
LaToya Drake	20	3-4	1-1	4	0	1	7
Diane Barnes	2	0-0	0-0	0	0	0	0
Shenise Johnson	28	4-14	2-2	5	3	2	11
Charmaine Clark	22	2-7	2-2	1	1	0	7
LaToya Cunningham	31	3-9	0-0	6	3	0	7
Damisha Moore	10	3-5	1-2	1	0	0	7
Riquna Williams	2	0-2	0-0	0	0	0	0
Lamese James	20	1-2	0-0	5	0	2	2
Briyana Blair	14	3-5	2-2	3	1	0	8
Ashley Sours	15	2-5	0-0	0	0	3	4
Epiphany Woodson	26	1-6	2-2	4	5	1	4
Sylvia Bullock	10	1-2	0-0	1	0	2	2
Team				4			
Totals	200	23-61	10-11	34	13	11	59

VT (56)	MP	FG	FT	R	A	PF	TP
Utahya Drye	32	5-14	2-2	8	0	4	12
Brittany Gordon	31	3-6	3-6	13	1	2	9
Nikki Davis	24	2-7	0-0	5	6	0	4
Lindsey Biggs	29	2-10	0-0	3	2	2	4
Laura Haskins	34	5-7	0-0	3	2	0	10
Brittany Lewis	14	2-5	0-0	3	0	2	4
Lakeisha Logan	9	2-3	0-0	0	0	1	4
Shani Grey	6	0-1	0-0	0	0	0	0
Shanel Harrison	21	3-11	3-8	6	0	1	9
Team				7			
Totals	200	24-64	8-16	48	11	10	56

Miami	MP	FG%	3PT%	FT%	FT%
Miami		27	32	—	59
Virginia Tech		31	25	—	56

PERCENTAGES:  
UM FG% 37.7 3PT% 21.4 FT% 90.9  
VT FG% 37.5 3PT% 0.0 FT% 50.0  
3-POINTERS - UM 3 (Johnson, Clark, Cunningham); VT 0  
BLOCKED SHOTS - UM 8 (Clark 2, Sours 2, Drake, Johnson, Williams, Blair); VT 5 (Biggs 3, Davis, Harrison)  
STEALS - UM 4 (Drake 2, James, Bullock); VT 4 (Drye 2, Gordon, Haskins)  
TURNOVERS - UM 12 (Drake 2, Johnson 2, Clark 2, Cunningham 2, James 2, Blair, Bullock); VT 15 (Harrison 4, Haskins 3, Davis 3, Biggs 2, Drye, Gordon, Grey)  
TECHNICAL FOULS - None  
OFFICIALS: Carla Fountain, Bryan Brunette, Janice Aliberti  
ATTENDANCE: 2,438

2008-09 Box Scores



### Game 26

Wake Forest 66, Virginia Tech 44  
Winston-Salem, N.C. • Feb. 15, 2009

**WINSTON-SALEM, N.C.** – Wake Forest's stingy defense and three-point shooting proved to be too much to overcome for Virginia Tech as the Hokies dropped a 66-44 decision to the Demon Deacons at Lawrence Joel Memorial Coliseum.

Wake Forest jumped out to a 29-15 halftime advantage and Virginia Tech could get no closer than 12 points the rest of the way. The Hokies shot only 25 percent (6-24) in the first half, while scoring a season-low for points in any half. The Deacs connected on five treys in the opening stanza which proved to be the difference as Tech was held without a triple in the first half.

Brittany Gordon was the only Hokie in double figures with 12 points to go along with 10 rebounds. The double-double was the first of Gordon's career. Utahya Drye and Lindsay Biggs added eight points each.

Wake Forest placed four players in double figures led by Camille Collier with 20 points, followed by Brittany Waters with 11 points. Sarah Riddle scored a career-high 10 points, while Alex Tchangoue added 10 points and 14 rebounds for her seventh double-double of the season.

The Demon Deacons limited the Hokies to 31.6 percent (18-57) from the field while forcing Tech into 21 turnovers. Additionally, the Wake bench outscored Tech's bench, 32-8.

#### Wake Forest 66, Virginia Tech 44 Feb. 15, 2009; Lawrence Joel Memorial Coliseum

VT (44)	MP	FG	FT	R	A	PF	TP
Utahya Drye	30	4-14	0-0	6	1	2	8
Brittany Gordon	25	5-9	2-4	10	1	2	12
Lindsay Biggs	28	3-10	0-0	3	2	0	8
Laura Haskins	33	1-5	2-2	2	0	1	4
Nikki Davis	31	1-6	2-3	3	5	3	4
Brittany Lewis	15	2-6	0-0	3	1	1	4
Lakeisha Logan	6	0-1	0-0	0	0	1	0
Shani Grey	10	1-1	0-0	2	0	0	2
Shanel Harrison	22	1-5	0-1	4	1	3	2
Team				4			
Totals	200	18-57	6-10	37	11	13	44

Wake Forest (66)	MP	FG	FT	R	A	PF	TP
Sarah Riddle	23	4-5	2-3	3	0	1	10
Brooke Thomas	36	1-10	2-3	1	8	3	4
Alex Tchangoue	34	3-10	2-2	14	2	0	10
Courteney Morris	13	1-2	0-0	5	1	4	3
Secily Ray	25	3-6	0-0	3	1	3	7
Camille Collier	32	8-14	0-0	4	2	1	20
Jessie Cain	10	0-0	1-2	1	0	0	1
Kem Wilson	3	0-1	0-0	1	0	0	0
Brittany Waters	19	5-12	0-0	9	0	3	11
Jessica Bryant	5	0-2	0-0	0	0	1	0
Team				3			
Totals	200	25-62	7-10	44	14	16	66

Virginia Tech	15	29	—	44
Wake Forest	29	37	—	66

PERCENTAGES:				
VT	FG%	31.6	3PT%	18.2
VFU	FG%	40.3	3PT%	47.4
	FT%	60.0	FT%	70.0

3-POINTERS - VT 2 (Biggs 2); WFU 9 (Collier 4, Tchangoue 2, Morris, Ray, Waters)  
BLOCKED SHOTS - VT 1 (Biggs); WFU 2 (Riddle, Cain)  
STEALS - VT 11 (Haskins 5, Davis 4, Biggs, Grey); WFU 8 (Thomas 3, Waters 2, Waters 2, Morris)  
TURNOVERS - VT 21 (Davis 6, Harrison 4, Haskins 3, Drye 3, Gordon 2, Biggs 2, Logan); WFU 18 (Thomas 7, Riddle 3, Wilson 2, Waters 2, Morris, Ray, Cain, Bryant)  
TECHNICAL FOULS - None  
OFFICIALS: Dan Outlaw, Michele St. Pierre, Mark Behrens  
ATTENDANCE: 1,632

### Game 27

#7/8 Duke 62, Virginia Tech 46  
Durham, N.C. • Feb. 19, 2009

**DURHAM, N.C.** – Virginia Tech played No. 7 Duke even for the first 10 minutes of the first half, but the Blue Devils exploded on a 16-0 run and went on to defeat the Hokies, 62-46. The contest was played before 6,166 at Cameron Indoor Stadium.

Brittany Gordon was the only Tech player in double figures for the second straight game, equaling her career-high of 12 points while leading the team with nine rebounds. Lindsay Biggs added nine points, and Laura Haskins contributed eight points.

Abby Waner led Duke with 15 points, including three treys, followed by Carrem Gay and Chante Black with 12 and 11 points, respectively. Black pulled down a game-high 15 rebounds helping the Blue Devils to a 48-33 advantage on the boards.

Duke forced Tech into 21 turnovers, which the Blue Devils converted into 24 points while limiting the Hokies to 33.9 percent (19-56) shooting from the floor.

Conversely, the Tech defense limited Duke to 36.4 percent (24-66) shooting and forced 20 turnovers, but the Hokies converted the Blue Devil miscues into only eight points.

The two teams played evenly through the first ten minutes with the contest featuring seven ties and five lead changes. Tech took a 15-13 lead on a Biggs jumper at the 10:25 mark.

Waner's trey started a 16-0 Duke run over the next 5:08 to build a 29-15 advantage. During the spurt, Tech was 0-5 from the field and committed seven turnovers.

The Hokies trailed 33-18 at the half and played the Blue Devils even for the second stanza but the damage had been already been done.

#### #7/8 Duke 62, Virginia Tech 46 Feb. 19, 2009; Cameron Indoor Stadium

VT (44)	MP	FG	FT	R	A	PF	TP
Utahya Drye	35	2-11	0-0	3	1	1	4
Brittany Gordon	37	5-9	2-2	9	0	3	12
Lindsay Biggs	36	4-16	0-0	3	0	1	9
Laura Haskins	36	3-7	2-2	2	5	0	8
Nikki Davis	19	0-2	1-2	3	5	2	1
Brittany Lewis	9	1-2	0-0	4	0	0	2
Lakeisha Logan	4	2-3	0-0	0	0	0	6
Shanel Harrison	21	2-5	0-0	3	1	3	4
Elizabeth Basham	3	0-1	0-0	0	1	0	0
Team				6			
Totals	200	19-56	5-6	33	13	10	46

#7/8 Duke (66)	MP	FG	FT	R	A	PF	TP
Bridgette Mitchell	21	0-3	4-4	7	1	3	4
Carrem Gay	23	5-9	1-1	7	1	2	12
Chante Black	28	4-15	3-4	15	2	3	11
Abby Waner	32	6-12	0-0	5	3	1	15
Jasmine Thomas	23	3-11	0-0	2	4	2	7
Chelsea Hopkins	17	1-2	0-0	0	1	0	2
Karima Christmas	19	2-5	1-4	1	1	0	5
Joy Cheek	12	1-2	0-0	2	0	2	2
Kathleen Scheer	8	0-2	0-0	1	0	0	0
Krystal Thomas	17	2-5	0-0	5	0	0	4
Team				3			
Totals	200	24-66	9-13	48	13	13	62

Virginia Tech	18	28	—	46
#7/8 Duke	33	29	—	62

PERCENTAGES:				
VT	FG%	33.9	3PT%	23.1
VFU	FG%	36.4	3PT%	33.3
	FT%	83.3	FT%	69.2

3-POINTERS - VT 3 (Logan 2, Biggs); Duke 5 (Waner 3, Gay, Thomas)  
BLOCKED SHOTS - VT 3 (Harrison 2, Lewis); Duke 4 (Thomas 2, Mitchell, Black)  
STEALS - VT 9 (Gordon 3, Drye 2, Haskins 2, Davis, Biggs); Duke 16 (Gay 6, Thomas 3, Waner 2, Christmas 2, Black, Hopkins, Scheer)  
TURNOVERS - VT 21 (Biggs 7, Haskins 4, Harrison 4, Davis 3, Gordon 2, Drye); Duke 20 (Thomas 6, Black 4, Waner 4, Hopkins 2, Cheek 2, Mitchell, Team)  
TECHNICAL FOULS - None  
OFFICIALS: Angela Lewis, Susan Blauch, David Kramer  
ATTENDANCE: 6,166

### Game 28

Virginia Tech 79, Wake Forest 55  
Blacksburg, Va. • Feb. 22, 2009

**BLACKSBURG, Va.** – Virginia Tech shot a season-high 65.2 percent from the field and got double-figure scoring from five players for the first time this season to defeat Wake Forest 79-55 at Cassell Coliseum.

The Hokies shot a season-high 65.2 percent from the field in the game – including a 6-of-12 mark from the 3-point arc – while holding Wake Forest to 33.3 percent from the field and 6-of-22 from long distance. Tech also limited Wake to just 22 rebounds, a season low for a Hokie opponent this season.

The game was a totally different story from the initial matchup on Feb. 15, as Tech jumped out to an early lead and never looked back.

The Hokies hit eight of their first nine shots on their way to a 29-18 halftime advantage, but they really pulled away late in the game by going on a 13-0 run to push a 15-point bulge into a game-high 28-point lead.

Those who did tally double figures included Utahya Drye (17 points), Lindsay Biggs (14), Shanel Harrison (13), Brittany Gordon (12) and Nikki Davis (12).

Gordon tied a career high by grabbing 13 rebounds to record her second double-double in three games. Over the previous four games, the 6-foot-4 sophomore averaged 11.3 points and 11.3 rebounds per contest.

#### Virginia Tech 79, Wake Forest 55 Feb. 22, 2009; Blacksburg, Va.

Wake Forest (55)	MP	FG	FT	R	A	PF	TP
Sarah Riddle	18	1-3	0-0	2	0	1	2
Brooke Thomas	23	0-5	2-2	0	2	5	2
Alex Tchangoue	37	4-14	0-1	3	0	1	10
Courteney Morris	16	2-4	0-0	2	2	0	6
Secily Ray	30	6-10	3-4	5	3	3	16
Camille Collier	19	0-0	0-0	1	0	2	0
Tiffany Roulhac	12	0-2	0-0	0	1	1	0
Kem Wilson	3	0-1	0-0	0	0	0	0
Brittany Waters	20	5-15	0-0	4	1	1	11
Corinne Groves	22	3-9	2-3	2	0	1	8
Team				2			
Totals	200	21-63	7-10	21	9	15	55

VT (79)	MP	FG	FT	R	A	PF	TP
Utahya Drye	33	7-11	3-3	4	5	1	17
Brittany Gordon	37	4-8	4-5	13	2	2	12
Nikki Davis	27	4-5	3-3	3	3	3	12
Lindsay Biggs	28	5-8	0-0	1	2	1	14
Laura Haskins	30	3-4	3-5	6	4	1	9
Brittany Lewis	4	1-1	0-0	0	0	0	2
Lakeisha Logan	14	0-1	0-0	1	0	0	0
Shanel Harrison	21	6-8	0-0	4	2	2	13
Elizabeth Basham	6	0-0	0-0	1	0	0	0
Team				6			
Totals	200	30-46	13-16	39	16	10	79

Wake Forest	18	37	—	55
Virginia Tech	29	50	—	79

PERCENTAGES:				
WFU	FG%	33.3	3PT%	27.3
VT	FG%	65.2	3PT%	50.0
	FT%	70.0	FT%	81.3

3-POINTERS - WFU 6 (Tchangoue 2, Morris 2, Ray, Waters); VT 6 (Biggs 4, Davis, Harrison)  
BLOCKED SHOTS - WFU 3 (Riddle, Ray, Waters); VT 6 (Gordon 3, Drye, Davis, Harrison)  
STEALS - WFU 15 (Waters 4, Riddle 3, Morris 3, Ray 3, Thomas 2); VT 9 (Davis 5, Drye, Gordon, Haskins, Harrison)  
TURNOVERS - WFU 18 (Thomas 6, Ray 4, Collier 3, Waters 3, Riddle, Roulhac); VT 9 (Davis 5, Drye, Gordon, Haskins, Harrison)  
TECHNICAL FOULS - None  
OFFICIALS: Edward Sidlasky, Diana DePaul, Dawn Marsh  
ATTENDANCE: 2500



### Game 29

Georgia Tech 73, Virginia Tech 68 OT  
Blacksburg, Va. • Feb. 26, 2009

**BLACKSBURG, Va.** – Tech came back from an 11-point deficit with just over five minutes remaining in regulation to force overtime, but ran out of gas in the extra session and fell to Georgia Tech 73-68.

The Hokies trailed 58-47 after Georgia Tech's Alex Montgomery drilled her third trey of the game at the 5:19 mark of the second stanza, but finished the half on a 15-4 run to knot the game at 62 and force the bonus period.

Freshman Shanel Harrison calmly sank a pair of free throws with 24 ticks on the clock after Georgia Tech's Iasia Hemingway, who scored 15 points in the game, fouled out.

The Yellow Jackets called time out with 20 seconds to play and Brigitte Ardossi missed on back-to-back attempts once play resumed, allowing the Hokies' Brittany Gordon to grab one of her 11 rebounds on the night. Gordon had now collected at least nine rebounds in each of the previous five games.

Virginia Tech's Lindsay Biggs missed a 3-point attempt at the buzzer and the two teams headed for overtime.

The Hokies committed three turnovers and were only 3-of-10 in the deciding five minutes, while Georgia Tech went 3-for-4 and sank five free throws to clinch the victory.

Utahya Drye led all scorers with 24 points, while Harrison tallied a career-high 17 for the Hokies.

### Game 30

Virginia Tech vs. #24/20 Virginia  
Greensboro, N.C. • March 5, 2009

**GREENSBORO, N.C.** – A drastic rebounding advantage by Virginia in the first half helped the Cavaliers build what proved to be an insurmountable lead for Virginia Tech, as the Hokies fell 66-57 in the first round of the 2009 ACC Women's Basketball Tournament at Greensboro Coliseum.

The sixth-seeded 'Hoos out-rebounded the 11th-seeded Hokies by a margin of 31-11 – including 14-3 on the offensive glass – in the first half to go up 39-21 at the intermission. Though Tech outscored Virginia 36-27 in the second period, it was too little, too late, and the Hokies saw their season come to an end.

Trailing 39-21 at intermission, Tech turned things around in the second half, going on a 15-6 run to open the period to get back in the game and make it 45-34 with just over five minutes gone by.

Tech twice cut the UVA lead to nine before the five-minute mark, but could never quite get over the hump.

Junior Utahya Drye was the bright spot for Tech, as she tallied 21 points to go with seven rebounds.

Lindsay Biggs joined Drye in double figures with 10 points, and senior Laura Haskins tallied nine points, three rebounds, two assists and two steals in her final game as a Hokie.

Lindsay Biggs



#### Georgia Tech 73, Virginia Tech 68 OT Feb. 22, 2009; Blacksburg, Va.

Georgia Tech (73)	MP	FG	FT	R	A	PF	TP
Sasha Goodlett	30	2-9	1-1	4	0	4	5
Metra Walthour	29	1-4	0-1	2	3	1	2
Alex Montgomery	36	4-9	2-2	7	3	5	13
Deja Foster	34	5-12	4-4	3	1	4	14
Iasia Hemingway	34	6-10	3-4	3	3	5	15
Jacqua Williams	35	5-9	8-12	5	2	0	19
Mo Bennett	2	0-0	0-0	0	0	0	0
LaQuananiha Adams	2	0-0	0-2	1	0	0	0
Brigitte Ardossi	23	2-6	1-2	7	1	3	5
Team				4			
Totals	225	25-59	19-28	36	13	22	73

VT (68)	MP	FG	FT	R	A	PF	TP
Utahya Drye	39	10-15	4-5	3	1	4	24
Brittany Gordon	29	1-5	1-2	11	0	5	3
Nikki Davis	28	1-5	3-4	2	3	3	6
Lindsay Biggs	40	5-15	0-0	2	1	2	11
Laura Haskins	42	2-6	3-4	4	6	3	7
Brittany Lewis	1	0-0	0-0	1	0	0	0
LaKeisha Logan	2	0-1	0-0	0	0	0	0
Shanel Harrison	32	6-11	5-5	4	1	3	17
Elizabeth Basham	12	0-2	0-0	1	0	0	0
Team				3			
Totals	225	25-60	16-20	31	12	20	68

Georgia Tech	31	31	11	—	73
Virginia Tech	22	40	6	—	68

#### PERCENTAGES:

GT	FG%	42.4	3PT%	80.0	FT%	67.9
VT	FG%	41.7	3PT%	20.0	FT%	80.0

3-POINTERS - GT 4 (Montgomery 3, Williams); VT 2 (Biggs, Davis)  
BLOKED SHOTS - GT 4 (Williams 2, Montgomery, Hemingway); VT 2 (Biggs, Basham)  
STEALS - GT 18 (Hemingway 6, Montgomery 4, Williams 4, Foster 2, Walthour, Ardossi); VT 10 (Davis 5, Harrison 2, Drye, Biggs, Basham)  
TURNOVERS - GT 19 (Walthour 4, Foster 4, Montgomery 3, Hemingway 2, Ardossi 2, Goodlett, Williams, Bennett, Team); VT 23 (Drye 6, Harrison 5, Gordon 4, Davis 4, Haskins 2, Lewis, Basham)  
TECHNICAL FOULS - None  
OFFICIALS: Carla Fountain, Angela Lewis, Karen Preato  
ATTENDANCE: 2317

#### #24/20 Virginia 66, Virginia Tech 57 ACC Championships First Round Mar. 5, 2009; Greensboro, N.C.

VT (57)	MP	FG	FT	R	A	PF	TP
Utahya Drye	39	7-16	6-8	7	0	0	21
Brittany Gordon	32	1-6	4-6	6	4	0	6
Nikki Davis	23	1-5	1-2	2	0	2	3
Lindsay Biggs	33	5-14	0-1	3	0	1	10
Laura Haskins	31	4-7	1-2	3	2	3	9
Brittany Lewis	1	0-0	0-0	0	0	0	0
Lakeisha Logan	6	0-1	0-0	0	0	0	0
Shani Grey	10	0-1	0-0	2	0	0	0
Shanel Harrison	19	2-7	4-6	3	1	1	8
Elizabeth Basham	6	0-0	0-0	1	0	2	0
Team				7			
Totals	200	20-57	16-25	34	7	9	57

#24/20 Virginia (66)	MP	FG	FT	R	A	PF	TP
Lyndra Littles	36	6-14	1-2	6	0	1	14
Kelly Hartig	14	1-3	0-0	5	0	4	2
Aisha Mohammed	35	8-13	0-2	16	2	2	16
Britnee Millner	21	2-3	0-0	3	1	1	4
Monica Wright	32	5-12	1-2	4	3	3	11
Ariana Moorer	19	3-4	1-2	3	3	4	9
Kristen London	16	1-5	0-0	4	1	1	3
Jayn Hartig	1	0-0	0-0	0	0	0	0
Britny Edwards	9	0-3	0-0	0	0	2	0
Team				3			
Totals	200	29-63	4-9	46	12	19	66

Virginia Tech	21	36	—	57
#24/20 Virginia	39	27	—	66

#### PERCENTAGES:

VT	FG%	35.1	3PT%	11.1	FT%	64.0
UVA	FG%	46.0	3PT%	40.0	FT%	44.4

3-POINTERS - VT 1 (Drye); UVA 4 (Moorer 2, Littles, London)  
BLOKED SHOTS - VT 2 (Gordon, Harrison); UVA 2 (Littles, Edwards)  
STEALS - VT 9 (Biggs 2, Haskins 2, Grey 2, Harrison 2, Gordon); UVA 10 (London 3, Moorer 2, Littles, Hartig, Mohammed, Millner, Wright)  
TURNOVERS - VT 14 (Biggs 3, Haskins 3, Drye 2, Gordon 2, Davis 2, Logan, Harrison); UVA 19 (Wright 5, Littles 4, Mohammed 3, Moorer 2, Edwards 2, Hartig, London, Shine)  
TECHNICAL FOULS - None  
OFFICIALS: Sue Blauch, Angela Lewis, Angelica Suffren  
ATTENDANCE: 6564

Nikki Davis








There's nothing quite like ACC basketball... it's action-packed and thrilling. The Hokies are proud to be a part of the most exciting and most televised conference in the nation.  
- Coach Beth Dunkenberger

# 2009-2010




Utahya  
Drye







Lakeisha Logan



Lindsay Biggs

# OPPONENTS & ATLANTIC COAST CONFERENCE





# ACC

ATLANTIC COAST CONFERENCE

## THE TRADITION

Consistency. It is the mark of true excellence in any endeavor.

However, in today's intercollegiate athletics, competition has become so balanced and so competitive that it is virtually impossible to maintain a high level of consistency.

Yet the Atlantic Coast Conference has defied the odds. Now in its 57th year of competition, the ACC has long enjoyed the reputation as one of the strongest and most competitive intercollegiate conferences in the nation. And that is not mere conjecture, the numbers support it.

Since its inception in 1953, ACC schools have captured 113 national championships, including 60 in women's competition and 53 in men's. In addition, NCAA individual titles have gone to ACC student-athletes 125 times in men's competition and 84 times in women's action.

Since 1977, when the league adopted women's basketball, a tradition of excellence was established. It is that tradition that provides motivation for all 12 member institutions to reach new heights.

The 2005-06 season marked the first time in NCAA history that a conference sent three teams to the same Final Four. The title game pitted an automatic ACC winner as second-seeded Maryland faced No. 1 seed Duke. The Terrapins claimed their first national title in school history and the league's second with a thrilling 78-75 overtime game at the TD Banknorth Garden in Boston, Mass., on April 4, 2006.

Following the 2006-07 season, Duke became the first ACC team and only the 14th in NCAA history to finish a regular season undefeated (29-0), while 34 wins for North Carolina marked the most in program history.

The 2008-09 season was no different in the continuation towards excellence as eight ACC teams earned postseason bids, including six NCAA Tournament berths. It also marked the seventh consecutive year the league sent at least six to the Big Dance. Joining No. 1 seeds of Duke and Maryland as representatives of the ACC in the NCAA Tournament were Florida State, Georgia Tech, North Carolina and Virginia. Boston College and Wake Forest represented the league in the Women's NIT, marking the second all-time appearance for both squads. Boston College advanced to the semifinals, giving the squad 23 wins for the season, its third 20-plus win tally in the past four years.

For the third consecutive year, a pair of ACC teams earned two of the No. 1 seeds to the NCAA Tournament. Duke, which collected a 14-0 record at home in 2008-09, marking only the second time in school history it had posted an undefeated mark during a single season in Cameron Indoor Stadium, and Maryland, which concluded its winningest four-year run in school history, compiling a record of 126-19 (.869), earned top

seeds in the NCAA postseason tournament.

Over the years, ACC women's basketball teams have gained national recognition through their television exposure. The 2008-09 schedule featured 60 televised games and included 98 television appearances. In addition, the ACC broadcasted eight games on ESPN2 or ESPNU and 31 on the league's regional sports network, which includes Comcast SportsNet, Fox Sports Net South, SunSports and New England's Sports Network (NESN). To conclude the 2008-09 season, the ACC finished 61-55 (.526) in front of a national televised audience, including a 17-11 (.607) mark against non-conference foes.

The league's women's basketball programs continue to rank among the best in the country in terms of the NCAA Tournament, having made 150 appearances and won 200 games in the last 32 years, including 36 wins by a number one seed. In addition to sending three teams to the same Final Four for the first time in NCAA history, the league has boasted such national accomplishments as sending at least one team to the "Sweet 16" for 21 consecutive years and at least one to the Final Four in 11 of the last 21 years. The conference has also made 14 trips to the Final Four in the last 28 years with three teams finishing second and North Carolina and Maryland capturing National Championships in 1994 and 2006, respectively.

Since 1989, the ACC has placed 14 players on the All-Final Four team, including Maryland's Laura Harper, who in 2006 joined the ranks of Virginia's Dawn Staley and North Carolina's Charlotte Smith as the NCAA Tournament Most Outstanding Player. In all, 67 ACC players have been named to the NCAA Tournament All-Region teams with 10 Most Outstanding Player recognitions.

Eight players have garnered National Player of the Year accolades while competing under the ACC banner. Staley was a back-to-back selection in 1991 and 1992, while Smith received the ESPY award in 1995. Duke's Alana Beard was recognized with National Player of the Year honors in both 2003 and 2004, and UNC's Ivory Latta earned ESPN.com National Player of the Year in 2006. In 2007, Duke guard Lindsey Harding was named the Naismith Trophy Women's College Player of the Year presented by AT&T.

Five league coaches have combined to earn 13 National Coach of the Year honors. North Carolina's Sylvia Hatchell, Virginia's Debbie Ryan, former Maryland head coach Chris Weller, former Duke head coach Gail Goestenkors and the late NC State head coach Kay Yow all garnered national recognition.

Seven ACC representatives, including coaches and student-athletes, have participated in the Olympics. Yow, assisted by Hatchell, headed up the 1988 gold medal-winning Olympic team. Maryland's Vicky Bullett was a member of both the 1988 and 1992 Olympic teams. Staley, a three-time Olympian, struck gold in Athens as a member of the 2004 title squad, while Goestenkors served as an assistant coach on the gold medal-winning team in Athens.

Since the inaugural season of the Women's National Basketball Association (WNBA) in 1997, the ACC has been a recognizable presence in the league. Seventy-eight former ACC stars have played on the hardwood in the WNBA, while six former players have worked the sidelines as

coaches. Three ACC players were selected in the first round of the 2009 WNBA Draft, including two of the first three. In all, nine league players were selected in the 2009 WNBA Draft, matching the league's record selected in 2006 and 2007.

In addition, ACC women's basketball players have earned first-team Academic All-America honors 10 times, including Virginia's Val Ackerman in 1981, the former President of the WNBA. In 1997, NC State's Jennifer Howard was tabbed GTE CoSIDA Academic Player of the Year after posting a flawless 4.0 grade point average throughout her career. Thirteen players have earned ACC postgraduate scholarships, while three others were named NCAA Postgraduate Scholars.

## 2008-2009 IN REVIEW

The 2008-09 academic year saw league teams capturing five national team titles and 21 individual NCAA crowns. The ACC has now won 48 national team titles over the last 13 years and two or more NCAA titles in 27 of the past 29 years.

A total of 130 league teams earned a berth in NCAA postseason competition, compiling a 130-74-1 (.637) mark in NCAA championships. The ACC had 88 teams ranked in the final Top 25 polls, including 33 teams ranked in the Top 10, while six teams finished No. 1 in at least one poll in their respective sport.

In addition, the ACC had 266 league student-athletes named to All-America teams in 2008-09, 133 men and 133 women, and 95 ACC athletes earned Academic All-America honors. The league produced nine national Player of the Year, three national Freshman of the Year, and five national Coach of the Year honorees.

## 2008-2009 NATIONAL CHAMPIONSHIPS

**Field Hockey** - Maryland  
**Women's Soccer** - North Carolina  
**Men's Soccer** - Maryland  
**Men's Basketball** - North Carolina  
**Women's Tennis** - Duke

## THE CHAMPIONSHIPS

The conference will conduct championship competition in 25 sports during the 2009-10 academic year - 12 for men and 13 for women.

The first ACC championship was held in swimming on February 25, 1954. The conference did not conduct championships in cross country, wrestling or tennis during the first year.

The 12 sports for men include football, cross country, soccer, basketball, swimming, indoor and outdoor track, wrestling, baseball, tennis, golf and lacrosse. Fencing, which was started in 1971, was discontinued in 1981.

Women's sports were initiated in 1977 with the first championship meet being held in tennis at Wake Forest University.

Championships for women are currently conducted in cross country, field hockey, soccer, basketball, swimming, indoor and outdoor track, tennis, golf, lacrosse, softball and rowing, while volleyball determines its champion in regular season play.

## A HISTORY

The Atlantic Coast Conference was founded on May 8, 1953, at the Sedgefield Inn near



Greensboro, N.C., with seven charter members - Clemson, Duke, Maryland, North Carolina, North Carolina State, South Carolina and Wake Forest - drawing up the conference by-laws.

The withdrawal of seven schools from the Southern Conference came early on the morning of May 8, 1953, during the Southern Conference's annual spring meeting. On June 14, 1953, the seven members met in Raleigh, N.C., where a set of bylaws was adopted and the name became officially the Atlantic Coast Conference.

Suggestions from fans for the name of the new conference appeared in the region's newspapers prior to the meeting in Raleigh. Some of the names suggested were: Dixie, Mid South, Mid Atlantic, East Coast, Seaboard, Colonial, Tobacco, Blue-Gray, Piedmont, Southern Seven and the Shoreline.

Duke's Eddie Cameron recommended that the name of the conference be the Atlantic Coast Conference, and the motion was passed unanimously. The meeting concluded with each member institution assessed \$200.00 to pay for conference expenses.

On December 4, 1953, conference officials met again at Sedgfield and officially admitted the University of Virginia as the league's eighth member. The first, and only, withdrawal of a school from the ACC came on June 30, 1971, when the University of South Carolina tendered its resignation.

The ACC operated with seven members until April 3, 1978, when the Georgia Institute of Technology was admitted. The Atlanta school had withdrawn from the Southeastern Conference in January of 1964.

The ACC expanded to nine members on July 1, 1991, with the addition of Florida State University.

The conference expanded to 11 members on July 1, 2004, with the addition of the University of Miami and Virginia Polytechnic Institute and State University. On October 17, 2003, Boston College accepted an invitation to become the league's 12th member starting July 1, 2005.

## THE SCHOOLS

**Boston College** was founded in 1863 by the Society of Jesus to serve the sons of Boston's Irish immigrants and was the first institution of higher education to be founded in the city of Boston. Originally located on Harrison Avenue in the South End of Boston, the College outgrew its urban setting toward the end of its first 50 years. A new location was selected in Chestnut Hill and ground for the new campus was broken on June 19, 1909. During the 1940s, new purchases doubled the size of the main campus. In 1974, Boston College acquired Newton College of the Sacred Heart, 1.5 miles away. With 15 buildings on 40 acres, it is now the site of the Law School and residence halls. In 2004, BC purchased 43 acres of land from the archdiocese of Boston; this now forms the Brighton campus.

**Clemson University** is nestled in the foothills of the Blue Ridge Mountains near the Georgia border, and the tiger paws painted on the roads make the return to I-85 easier. The school is built around Fort Hill, the plantation home of John C. Calhoun, Vice President to Andrew Jackson. His son-in-law, Tom Clemson, left the land to be used as an agricultural school, and in 1893 Clemson

opened its doors as a land-grant school, thanks to the efforts of Ben Tillman.

**Duke University** was founded in 1924 by tobacco magnate James B. Duke as a memorial to his father, Washington Duke. Originally the school was called Trinity College, a Methodist institution, started in 1859. In 1892, Trinity moved to west Durham where the east campus with its Georgian architecture now stands. Nearby are Sarah P. Duke gardens, and further west the Gothic spires of Duke chapel overlook the west campus.

**Florida State University** is one of 11 universities of the State University System of Florida. It was established as the Seminary West of the Suwannee by an act of the Florida Legislature in 1851, and first offered instruction at the post-secondary level in 1857. Its Tallahassee campus has been the site of an institution of higher education longer than any other site in the state. In 1905, the Buckman Act reorganized higher education in the state and designated the Tallahassee school as the Florida Female College. In 1909, it was renamed Florida State College for Women. In 1947, the school returned to a co-educational status, and the name was changed to Florida State University.

**Georgia Institute of Technology** stands next to I-85 in downtown Atlanta. Founded in 1885, its first students came to pursue a degree in mechanical engineering, the only one offered at the time. Tech's strength is not only the red clay of Georgia, but a restored gold and white 1930 model A Ford Cabriolet, the official mascot. The old Ford was first used in 1961, but a Ramblin' Wreck had been around for over three decades. The Ramblin' Wreck fight song appeared almost as soon as the school opened, and it is not only American boys that grow up singing its rollicking tune, for Richard Nixon and Nikita Krushchev sang it when they met in Moscow in 1959.

**The University of Maryland** opened in 1856 as an agricultural school nine miles north of Washington, D.C., on land belonging to Charles Calvert, a descendant of Lord Baltimore, the state's founding father. The school colors are the same as the state flag: black and gold for George Calvert (Lord Baltimore) and red and white for his mother, Alice Crossland. Maryland has been called the school that Curley Byrd built, for he was its quarterback, then football coach, athletic director, assistant to the president, vice-president, and finally its president. Byrd also designed the football stadium and the campus layout, and suggested the nickname Terrapin, a local turtle known for its bite, when students wanted to replace the nickname Old Liners with a new one for the school.

**The University of Miami** was chartered in 1925 by a group of citizens who felt an institution of higher learning was needed for the development of their young and growing community. Since the first class of 560 students enrolled in the fall of 1926, the University has expanded to more than 15,000 undergraduate and graduate students from every state and more than 114 nations from around the world. The school's colors, representative of the Florida orange tree, were selected in 1926. Orange symbolizes the fruit of the tree, green represents the leaves and white, the blossoms.

**The University of North Carolina**, located in Chapel Hill, has been called "the perfect college town," making its tree-lined streets and balmy

atmosphere what a college should look and feel like. Its inception in 1795 makes it one of the oldest schools in the nation, and its nickname of Tar Heels stems from the tar pitch and turpentine that were the state's principal industry. The nickname is as old as the school, for it was born during the Revolutionary War when tar was dumped into the streams to impede the advance of British forces.

**North Carolina State University** is located in the state capital of Raleigh. It opened in 1889 as a land-grant agricultural and mechanical school and was known as A&M or Aggies or Farmers for over a quarter-century. The school's colors of pink and blue were gone by 1895, brown and white were tried for a year, but the students finally chose red and white to represent the school. An unhappy fan in 1922 said State football players behaved like a pack of wolves, and the term that was coined in derision became a badge of honor.

**The University of Virginia** was founded in 1819 by Thomas Jefferson and is one of three things on his tombstone for which he wanted to be remembered. James Madison and James Monroe were on the board of governors in the early years. The Rotunda, a half-scale version of the Pantheon which faces the Lawn, is the focal point of the grounds as the campus is called. Jefferson wanted his school to educate leaders in practical affairs and public service, not just to train teachers.

**Virginia Tech** was established in 1872 as an all-male military school dedicated to the original land-grant mission of teaching agriculture and engineering. The University has grown from a small college of 132 students into the largest institution of higher education in the state during its 132-year history. Located in Southwest Virginia on a plateau between the Blue Ridge and Alleghany Mountains, the campus consists of 334 buildings and 20 miles of sidewalks over 2,600 acres. The official school colors - Chicago maroon and burnt orange - were selected in 1896 because they made a "unique combination" not worn elsewhere at the time.

**Wake Forest University** was started on Calvin Jones' plantation amid the stately pine forest of Wake County in 1834. The Baptist seminary is still there, but the school was moved to Winston-Salem in 1956 on a site donated by Charles H. and Mary Reynolds Babcock. President Harry S. Truman attended the ground-breaking ceremonies that brought a picturesque campus of Georgian architecture and painted roofs. Wake's colors have been black and gold since 1895, thanks to a badge designed by student John Heck who died before he graduated.





# The ACC Tournament

## TIEBREAKER PROCEDURES:

According to the 2008-09 ACC Manual, the following tie-breaking procedures will be followed for the 2009 ACC Women's Basketball Tournament:

## ACC MANUAL

### Section V-2 (pg64)

Seeding for the Basketball Championship will be determined by the regular season Conference standings. In case of a tie, the following formula will be used:

1) When two teams are tied in the standings, regular season head-to-head results are used as the tiebreaker.

2) If the tied teams played each other twice in the regular season and split their games, then each team's record vs. the team occupying the highest position in the final regular season standings (or in case of a tied for first place, the next highest position in the regular season standings) and then continuing down through the standings until one team gains an advantage.

a) When arriving at another pair of tied teams while comparing records, use each team's record against the collective tied teams as a group (prior to their own tie-breaking procedures), rather than the performance against the individual tied teams.

b) When comparing records against a single team or a group of teams, the higher winning percentage shall prevail, even if the number of games played against a team or group is unequal (i.e., 2-0 is better than 3-1; 1-0 is the same as 2-0; 2-0 is the same as 4-0; 2-1 is the same as 4-2; 1-0 is better than 1-1; 0-1 is the same as 0-2; 0-2 is the same as 0-4). If the winning percentage of the tied teams is equal against a team, or a group of tied teams, continue down through the standings until one team gains an advantage.

3) If three or more teams are tied in the standings, the following procedures will be used:

a) The combined record of conference games between the tied teams involved will be compiled. Ties will be broken and seedings assigned based on the winning percentage of the combined conference records. The higher winning percentage shall prevail, even if the number of games played against the team or group is unequal (i.e., 2-0 is better than 3-1; 1-0 is the same as 2-0; 2-0 is the same as 4-0; 2-1 is

**1st Round**  
**Thursday**  
**March 4**


**Quarterfinals**  
**Friday**  
**March 5**

**Semifinals**  
**Saturday**  
**March 6**

**Finals**  
**Sunday**  
**March 7**



**WOMEN'S BASKETBALL TOURNAMENT**  
Greensboro, NC • March 4-7 • TheACC.com



RSN-TV - FOX sports Net South, ComCast Sports Net, Sun Sports, NESN (New England Sports Network)

the same as 4-2; 1-0 is better than than 1-1; 0-1 is the same as 0-2; 0-2 is the same as 0-4).

b) If procedure (a) fails to break the tie, then each tied team's record shall be compared to the team occupying the highest position in the final regular season standings, continuing down through the standings until one team gains an advantage by a higher winning percentage.

c) If the tie is broken by (a) or (b) regarding one or more teams, but three or more teams remain tied, then procedures (a) and (b) will be re-applied among those tied teams only.

d) If two teams remain tied, procedures (1) and (2) will be followed.

4) If there is more than one tie in the standings, and when utilizing the tie-breaking procedures

there are a pair of teams tied, a team's record against the combined tied teams (prior to their own tie-breaking procedures) is used, rather than performance against the individual tied teams.

5) If procedures (2) and/or (3) fail to establish an advantage, a coin flip to break the tie will be conducted by the commissioner after the final regular season game before the Conference Championship.

6) If a coin flip or draw (for a three or more teams tied) is required, the procedure takes place immediately following the conclusion of the last regular season game prior to the Conference Championship. The procedure is administered by the commissioner or a designated assistant. This session is open to the media and to the athletics department representatives from the tied teams.





# John Swofford

## Atlantic Coast Conference Commissioner

Now in his 13th year as commissioner, John Swofford has made a dramatic impact on the Atlantic Coast Conference and college athletics. Swofford has built his career on the appropriate balance of academics, athletic achievement and integrity and is regarded as one of the top administrators in the NCAA.

Swofford assumed his role as the fourth full-time commissioner of the Atlantic Coast Conference in July of 1997. He follows James H. (Jim) Weaver, the league's first Commissioner from 1954-1970, Robert (Bob) James, who served from 1971-1987 and Eugene F. (Gene) Corrigan, who held the position from 1987 to 1997.

In addition to overseeing one of the nation's largest athletic conferences, Swofford has been pivotal in positioning the Atlantic Coast Conference for the future. In 2003, on behalf of the nine league institutions and the ACC Council of Presidents, he introduced Miami, Virginia Tech and Boston College as the newest members of the ACC.

With the expansion, Swofford's leadership and negotiating skills helped bring the conference extended and enhanced television contracts in both football and basketball. In May of 2004, the league extended its relationships with ABC, ESPN and Raycom Sports by renegotiating its football television agreements. Highlights included the rights to the Inaugural ACC Football Championship Game and significant increases in the number of televised games through 2010.

In May of 2000, Swofford negotiated one of the nation's most lucrative basketball television contracts with Raycom Sports through the 2010-11 season. After the addition of the three new conference members, under Swofford's guidance, Raycom increased its financial commitment to the ACC basketball package in May of 2004. During his tenure, the ACC has become the only conference to have television packages with two national cable networks - ESPN and Fox Sports Net. The results of these packages increased the television audience of ACC basketball by over 25 percent.

In order to reach the expanding audience of ACC fans, Swofford also negotiated an agreement with XM Satellite Radio, to broadcast the league's football, men's and women's basketball games nationally.

In the sport of basketball, Swofford was a prime mover in the creation of the ACC/Big Ten Challenge that began in men's basketball in 1999. Then in 2007, the two conferences hosted the inaugural ACC/Big Ten Women's Basketball Challenge.

Highly respected by his peers, Swofford was a force in the development and growth of the Bowl Championship Series and is the only person to serve two terms as its Coordinator.

Since becoming Commissioner, Swofford has

been responsible for securing increased bowl opportunities for the ACC. The past four seasons, at least eight ACC teams have earned bowl bids and, in 2008, the conference set an NCAA record when 10 of its 12 teams (83%) participated in bowl play. This year, the ACC has agreements in place with nine bowls including the FedEx Orange Bowl, home to the ACC Champion since 2006.

During Swofford's first 12 years as Commissioner, ACC teams have won 43 national team titles and 1,206 ACC teams have participated in various NCAA championships - an average of over 100 NCAA teams per year.

A long-time advocate of the importance of academics and student-athlete welfare, Swofford stimulated the formation of the league's first-ever ACC Student-Athlete Advisory Committee. This group of current ACC student-athletes gives the conference direct feedback on their experiences participating at the highest level of college athletics.

In 2006, the prestigious ACC Men's Basketball Tournament was awarded out to 2015. Throughout Swofford's tenure, the iconic event will have traveled to many dynamic cities within the footprint of the league including Atlanta, Ga., Washington D.C. and Tampa, Fla., in addition to the traditional stops in Greensboro and Charlotte. The 2001 ACC Tournament in Atlanta set NCAA attendance records for single session (40,083), per session average (36,505) and total attendance (182,525).

Swofford placed an added emphasis on the development of women's basketball in the ACC with the hiring of an Associate Commissioner for Women's Basketball to oversee all aspects of the sport on both a conference and national level.

The Director of Athletics at the University of North Carolina from 1980 to 1997, Swofford was instrumental in building North Carolina's athletics department into one of the country's most respected programs. He became the school's athletic director on May 1, 1980 and at the age of 31, he was the youngest major college Athletics Director in the nation at the time.

During his tenure, Tar Heel athletic teams claimed 123 ACC championships and 24 national collegiate titles, including two in men's basketball and one in women's basketball. During the 1993-94 year, the Tar Heels captured the inaugural Sears Directors' Cup, emblematic of the collegiate all-sports champion and finished in the Top Six of the Sears Cup standings in each year of Swofford's tenure that the award was given.

Under his leadership, North Carolina enjoyed tremendous growth in its athletic facilities, including the construction of the Smith Center, a complex which includes a 21,572-seat basketball arena, the Koury Natatorium and the Frank H. Kenan Football Center. He initiated the idea and provided the impetus for the founding of North Carolina's trademark licensing program. The University chose to recognize his many accomplishments by establishing the John D. Swofford women's athletics scholarship and naming an auditorium in the school's football complex in his honor.

John and his wife Nora reside in Greensboro, N.C. Together they have three children, Autumn, who is married to Sherman Wooden; Chad Swofford; and Nora's daughter, Amie, who is married to Keith Furr.

### EDUCATION

**High School:** Wilkes Central High School  
North Wilkesboro, NC

**College:** University of North Carolina, 1971  
Morehead Scholarship Recipient

**Graduate:** Ohio University, 1973  
MEd. in Athletics Administration

### PLAYING EXPERIENCE

**1969-71** North Carolina varsity football team  
quarterback and defensive back  
Peach Bowl, 1970  
Gator Bowl, 1971  
ACC Champions, 1971

### ATHLETIC ADMINISTRATION EXPERIENCE

**1973-76** Ticket Manager/Asst. to the Director of Athletic Facilities and Finance  
University of Virginia  
**1976-79** Assistant Athletics Director and Business Manager  
University of North Carolina  
**1979-80** Assistant Executive Vice-President of the Educational Foundation  
University of North Carolina  
**1980-97** Director of Athletics  
University of North Carolina  
**1997-** Commissioner Atlantic Coast Conference

### MEMBERSHIP ON BOARDS AND COMMITTEES

BCS Coordinator, 2000-01, 2008-present  
IA Collegiate Commissioner's Assoc. (Chair), 2005-07  
NCAA Football Board of Directors (President), 2004-05  
NCAA Executive Committee, 1995-97  
NCAA Division I Championship Committee (Chair), 1995-97  
NCAA Special Committee to Study a Division I-A Football Championship, 1994-95  
President of NACDA, 1993-94  
NCAA Special Events Committee, 1987-91  
NCAA Communications Committee (Chair), 1987-89  
NCAA Football Television Committee (Chair), 1984

### HONORS AND AWARDS

North Carolina Sports Hall of Fame, 2009  
Homer Rice Award, 2005 (presented by the Division 1A Athletic Directors' Association)  
Horizon Award, 2004 (presented by the Atlanta Sports Council recognizing the National Sports Business Executive of the Year)  
Chick-fil-A Bowl Hall of Fame, 2003  
Fifth most influential person in U.S. sports by the Sporting News, 2003  
Outstanding American Award for the Triangle Chapter of the College Football Hall of Fame, 2002  
North Carolina High School Athletic Association's Hall of Fame, 2002  
Ohio University's Charles R. Higgins Distinguished Alumnus Award, 1984





Kristin Caruso  
Head Coach

## Longwood

November 13, 2009  
Cassell Coliseum  
Blacksburg, Va.



Becky Fernandes

### Lancers' Quick Facts

Location: Farmville, Va.  
Founded: 1839  
Enrollment: 4,044  
Conference: Independent  
Nickname: Lancers  
Colors: Blue and White  
Arena: Willett Hall (1,807)  
President: Dr. Patricia P. Cormier  
Interim Athletics Director: Troy Austin  
2008-09 Record: 8-21  
2008-09 Conf. Record/Finish: Independent  
2008-09 Postseason: None  
Record vs. Virginia Tech: 1-3

SID: Greg Prouty  
WBB Contact: Stuart Smith  
SID Office Phone: (434) 395-2718  
E-Mail: smithsb2@longwood.edu  
Address: 201 High Street  
Farmville, Va. 23909-1899  
Fax: (434) 395-2568  
Press Row: (434) 395-2871  
Web Site: www.longwoodlancers.com  
Head Coach: Kristin Caruso (UConn '90)  
Record at Longwood (years): 56-113 (6)  
Assistants: Gayle Coats (Farleigh Dickinson '07), Mike Davis (Virginia Tech '94), Wanisha Smith (Duke '08)

### 2009-10 Roster

No.	Name	Pos.	Yr.	Ht.	Hometown
00	Emma Zieverink	F	So.	6-0	West Chester, Ohio (Lakota West HS)
3	Cierra Baker	F	Jr.	5-10	Windsor, Conn. (Windsor HS)
5	Brittanni Billups	F	So.	6-1	Goldsboro, N.C. (Eastern Wayne HS)
10	Erin Neal	G	Fr.	5-7	Durham, N.C. (Hillside HS)
11	Crystal Smith	G	Fr.	5-8	Richmond, Va. (Meadowbrook HS)
12	Morgan Smith	G	So.	6-1	Williamsport, Md. (Williamsport HS)
15	Chelsea Coward	G/F	Fr.	6-1	Mechanicsville, Va. (Hanover HS)
21	Becky Fernandes	G	Sr.	5-7	Fort Belvoir, Va. (Bishop Ireton HS)
23	Krystal Garrison	G	Jr.	5-8	Fredericksburg, Va. (Courtland HS)
24	Heather Tobeck	F/C	Fr.	6-4	La Porte, Texas (La Porte HS)
25	Jasmine Spence	C	Fr.	6-4	Midlothian, Va. (Amelia Academy)
32	Mallory Short	F	Jr.	6-1	Richmond, Va. (Mills E. Godwin HS)
33	Lindsey Martin	G	So.	5-9	Mechanicsville, Va. (Atlee HS)



Beth Cunningham  
Head Coach

## VCU

November 16, 2009  
Stuart C. Siegal Center  
Richmond, Va.



La'Tavia Rorie

### Rams' Quick Facts

Location: Richmond, Va.  
Founded: 1838  
Enrollment: 32,000  
Conference: Colonial Athletic Association  
Nickname: Rams  
Colors: Black and Gold  
Arena: Stuart C. Siegal Center (7,500)  
President: Dr. Michael Rao  
Athletics Director: Norwood Teague  
2008-09 Record: 26-7  
2008-09 Conf. Record/Finish: 15-3  
2008-09 Postseason: NCAA First Round  
Record vs. Virginia Tech: 7-17

SID: Scott Day  
WBB Contact: Mitchell Moore  
SID Office Phone: (804) 828-8496  
E-Mail: moorem13@vcu.edu  
Address: 1300 West Broad Street  
Richmond, VA 23284  
Fax: (804) 828-9428  
Press Row: (804) 827-1010  
Web Site: www.vcuathletics.com  
Head Coach: Beth Cunningham (Notre Dame '97)  
Record at VCU (years): 107-75 (6)  
Assoc. Head Coach: Curt Kassab (York '86)  
Assistants: Julie Huddleston (Eckerd '02), Tarrell Robinson (N.C. A&T '01)

### 2009-10 Roster

No.	Name	Pos	Ht.	Yr.	Hometown (Previous School)
1	Jennifer Lane	G	5-8	So.	Wichita, Kan. (Wichita Heights HS)
3	Ebony Patterson	G	5-7	Jr.	Chesterfield, Va. (L.C. Byrd HS)
4	Kita Waller	G	5-11	Sr.	Gainesville, Ga. (Gainesville HS)
11	Robyn Hobson	G	5-9	Fr.	Leawood, Kan. (Blue Valley North HS)
14	La'Tavia Rorie	G	5-9	Sr.	Charlotte, N.C. (Harding University HS)
15	Stephanie Solomon	F	6-1	Sr.	Las Vegas, Nev. (Georgia Perimeter College)
23	Jessica Taylor	G	5-8	Jr.	Northumberland, Va. (Woodbridge HS)
24	D'Andra Moss	F	6-0	Sr.	Atlanta, Ga. (Norcross HS)
32	Rhonda Watts	G	5-9	So.	Alabaster, Ala. (Thompson HS)
34	Chelsea Snyder	C	6-6	So.	Greendell, N.J. (Newton HS)
41	Bree'Ana Perry	F	6-4	Fr.	Aiken, S.C. (Aiken HS)
42	Daphne Adebayo	F	6-2	Fr.	Duluth, Ga. (Duluth HS)
44	Courtney Hurt	F	6-0	So.	Loganville, Ga. (Salem HS)



Jeri Porter  
Head Coach

## George Mason

November 19, 2009  
Cassell Coliseum  
Blacksburg, Va.



Brittany Poindexter

### Patriots' Quick Facts

Location: Fairfax, Va.  
Founded: 1957  
Enrollment: 30,714  
Conference: Colonial Athletic Association  
Nickname: Patriots  
Colors: Green and Gold  
Arena: Patriot Center (10,000)  
President: Dr. Alan G. Merten  
Athletics Director: Thomas J. O'Connor  
2008-09 Record: 4-26  
2008-09 Conf. Record/Finish: 2-16/12th  
2008-09 Postseason: None  
Record vs. Virginia Tech: 2-4

SID: Richard Coco  
WBB Contact: Dan Reisig  
SID Office Phone: (703) 993-3268  
E-Mail: dreisig@gmu.edu  
Address: 4400 University Drive  
Fairfax, VA 22030-4444  
Fax: (703) 993-3259  
Press Row: (703)993-3044  
Web Site: www.GoMason.com  
Head Coach: Jeri Porter (Liberty, '91)  
Record at George Mason (years): 4-26 (1)  
Assistants: Greg Pulliam (Liberty '97), Jana Ashley (North Alabama '02), Simone Edwards (Iowa '97)

### 2009-10 Roster

No.	Name	Pos.	Ht.	Yr.	Hometown (Previous School)
1	Shavonne Duckett	G	5-10	Fr.	White Plains, Md. (Lackey)
3	Amber Epps	F	5-10	So.	Manassas, Va. (Forest Park HS)
4	Amber Easter	G/F	5-11	Fr.	Hampton, Va. (Bethel HS)
5	Taleia Moton	G	5-5	Jr.	Fort Washington, Md. (Radford/Suitland HS)
10	Becky Cox	G	5-8	So.	Hanover, Md. (McDonough HS)
11	Janaa Pickard	F	6-1	Fr.	Philadelphia, Pa. (Central HS)
12	Brittany Poindexter	G	5-8	Jr.	Kensington, Md. (Academy of the Holy Cross)
14	Rashauna Hobbs	G	5-5	Sr.	Bowie, Md. (Riverdale Baptist HS)
15	Rahneeka Saunders	G	5-7	Fr.	Washington, D.C. (Riverdale Baptist HS)
20	Ashleigh Braxton	G	5-10	r-Jr.	Woodbridge, Va. (Pittsburgh/Forest ParkHS)
21	Angelee LaTouche	F/C	6-2	r-Jr.	Kingston, Jamaica (Tallahassee CC/St. Andrews HS)
22	Brittany Eley	G	6-0	Jr.	Waldorf, Md. (Westlake HS)
32	Evelyn Lewis*	F/C	6-4	Jr.	Hampton, Va. (Penn State/Hampton HS)
44	Rachel Robinson	F	6-1	So.	Chesterfield, Va. (Monacan HS)



Kenny Brooks  
Head Coach

## James Madison

November 22, 2009  
JMU Convocation Center  
Harrisonburg, Va.



Dawn Evans

### Dukes' Quick Facts

Location: Harrisonburg, Va.  
Founded: 1908  
Enrollment: 18,000  
Conference: Colonial Athletic Association  
Nickname: Dukes  
Colors: Purple and Gold  
Arena: JMU Convocation Center (7,156)  
President: Dr. Linwood H. Rose  
Athletics Director: Jeff Bourne  
2008-09 Record: 24-10  
2008-09 Conf. Record/Finish: 14-4/3rd  
2008-09 Postseason: WNIT Second Round  
Final ranking last year (poll): None  
Record vs. Virginia Tech: 12-22

SID: Gary Michael  
WBB Contact: Milla Sue Wisecarver  
SID Office Phone: (540) 568-6154  
E-Mail: wisecams@jmu.edu  
Address: 380 University Blvd., MSC 4702  
Harrisonburg, VA 22807  
Fax: (540) 568-3703  
Press Row: (540) 568-6710  
Web Site: JMUSports.com  
Head Coach: Kenny Brooks (James Madison '92)  
Record at James Madison (years): 146-72  
Assistants: Jackie Smith-Carson (Furman '00), Sean O'Regan (James Madison '03), Lindsay Smith (Appalachian State '05)

### 2009-10 Roster

No.	Name	Pos.	Ht.	Yr.	Hometown (Previous School)
3	Brittany Crowell	G	5-9	So.	Brandywine, Md. (Gwynn Park HS)
4	Kristine Mial	G/F	5-11	Fr.	Springfield, Va. (Robert E. Lee HS)
5	Stacey Fulp-Dennis	G/F	5-11	Fr.	Harrisburg, Pa. (Harrisburg HS)
10	Courtney Hamner	G	5-10	Jr.	Manassas, Va. (Osborn Park HS)
14	Sarah Williams	G	r-Sr.	6-0	Wilmington, Del. (Ursuline Academy)
15	Lauren Whitehurst	F	r-Jr.	6-2	Cheapeake, Va. (Indian River HS)
22	Tarik Hislop	G	5-7	Fr.	Silver Spring, Md. (Paint Branch HS)
23	Dawn Evans	G	5-7	Jr.	Clarksville, Tenn. (Northeast HS)
24	Lauren Jimenez	C	6-4	Jr.	North Bergen, N.J. (North Bergen HS)
25	Kanita Shepherd	F	6-3	So.	Garner, N.C. (Garner Magnet HS)
30	Nikki Newman	G/F	6-2	Fr.	Harrisonburg, Va. (Turner Ashby HS)
32	Jalissa Taylor	F	6-3	Jr.	Chesterfield, Va. (L.C. Bird HS)
33	Nichelle Glover	F	6-1	Jr.	Jacksonville, Fla. (Santa Fe C.C./Wolfson HS)
34	Kiara Francisco	G/F	5-10	So.	Lakeland, Fla. (Winter Haven HS)
35	Rachel Connelly	C	6-4	So.	Tamaqua, Pa. (Marian Catholic HS)





Tajama Ngongba  
Head Coach

## Radford

November 25, 2009  
Dedmon Center  
Radford, Va.



Kymesha Alston

### Highlanders' Quick Facts

Location: Radford, Va.  
Founded: 1910  
Enrollment: 9,122  
Conference: Big South  
Nickname: Highlanders  
Colors: Red and White  
Arena: Dedmon Center (5,000)  
President: Penelope Kyle  
Athletics Director: Robert Lineburg  
2008-09 Record: 10-18  
2008-09 Conf. Record/Finish: 9-7/13rd  
2008-09 Postseason: None  
Record vs. Virginia Tech: 9-20

SID: Joey Beeler  
WBB Contact: Brian Stanley  
SID Office Phone: (540) 831-6884  
E-Mail: bstanley@radford.edu  
Address: 101 Dedmon Center  
Radford, VA 24142  
Fax: (540) 831-5556  
Press Row: (540)  
Web Site: www.RadfordAthletics.com  
Head Coach: Tajama Ngongba (George Washington '97)  
Record at Radford (years): 10-18 (1)  
Assistants: Mark Cook (Wichita State '83), Felicia Burroughs (Northeastern '00), LaTanya Collins (Virginia State '00)

### 2009-10 Roster

No.	Name	Pos.	Ht.	Yr.	Hometown (Previous School)
00	Erica Rivera	G	5-8	Jr.	Elizabeth City, N.C. (Pasquotank County HS/George Washington)
2	Clara Hayes	F	6-0	Jr.	Upper Marlboro, Md. (Riverdale Baptist HS)
11	Denay Wood	G	5-10	Jr.	Bailey's Crossroads, Va. (Annadale HS)
14	Victoria Hamilton	G	6-0	Fr.	St. Thomas, U.S. Virgin Islands (Antilles School)
15	Ashley Buckhannon	G	5-10	Fr.	Wytheville, Va. (George Wythe HS)
20	Brooke McLeroy	G	6-0	r-Jr.	Richmond, Va. (Thomas Dale HS/Monmouth)
21	Sarah Tabb	F	6-1	Fr.	Chesapeake, Va. (Stone Bridge HS)
22	Da'Naria Erwin-Spencer	G	5-6	Fr.	Charlotte, N.C. (East Mecklenburg HS)
23	Kymesha Alston	F	6-0	r-Sr.	Hampton, Va. (Heritage HS/Manhattan)
25	Jewell Kinlaw	F	6-1	Jr.	Madison, Ala. (Bob Jones HS/Northwest Shoals CC)
30	Katherine Brockett	F	6-1	Jr.	Geelong, Australia (Kardinia International College)
31	Kaylyn Crosier	G	5-9	Jr.	South Charleston, W.Va. (South Charleston HS)
32	Kahealani Vick	F	6-1	So.	Virginia Beach, Va. (Princess Anne HS)

## Elon

November 29, 2009  
Cassell Coliseum  
Blacksburg, Va.



Karen Barefoot  
Head Coach



Kelsey Evans

### Phoenix Quick Facts

Location: Elon, N.C.  
Founded: 1889  
Enrollment: 5,682  
Conference: Southern  
Nickname: Phoenix  
Colors: Maroon and Gold  
Arena: Alumni Gym  
President: Dr. Leo M. Lambert  
Athletics Director: Dave Blank  
2008-09 Record: 5-26  
2008-09 Conf. Record/Finish: 2-18 (11th)  
2008-09 Postseason: None  
Record vs. Virginia Tech: First Meeting

SID: Erica Roberson  
WBB Contact: Jen Blackwell  
SID Office Phone: (336) 278-6634  
E-Mail: jblackwell2@elon.edu  
Address: 2500 Campus Box  
Elon, NC 27244  
Fax: (336) 278-6768  
Press Row: (336) 278-6747  
Web Site: www.elonphoenix.com  
Head Coach: Karen Barefoot (Christopher Newport '95)  
Record at Elon (years): 5-26 (1)  
Assistants: Marie Christian (Old Dominion '88), Bill Broderick (Frostburg State '93), Rachel Stockdale (NC State '06)

### 2009-10 Roster

No.	Name	Pos.	Ht.	Yr.	Hometown (Previous School)
2	Kelsey Evans	F	6-2	Fr.	Raleigh, N.C. (Wakefield HS)
3	Jermile' Batten	G	5-7	So.	Midlothian, Va. (Midlothian HS)
4	Kallie Hovatter	G	5-9	r-So.	Mt. Jackson, Va. (Saint Joseph's)
5	Courtney Medley	G	5-10	So.	Chesapeake, Va. (Indian River HS)
10	Aiesha Harper	G	5-5	So.	Pottstown, Pa. (Pottstown HS)
11	Ali Ford	G	5-3	Fr.	Morganton, N.C. (Freedom HS)
12	Tiara Gause	G	5-7	So.	Fayetteville, N.C. (Westover HS)
15	Julie Taylor	G	5-7	Jr.	Columbia, Md. (Atholton HS)
21	Tiffany Davis	G	5-8	Sr.	Stone Mountain, Ga. (Marist School)
22	Erica Keto	F	6-0	So.	N. Huntingdon, Pa. (Greenburg Central HS)
23	Amber Wall	G/F	5-11	Sr.	Gibsonville, N.C. (East Guilford HS)
25	Jess Luedtke	G/F	5-11	Jr.	Highlands Ranch, Colo. (Thunder Ridge HS)
30	Urysla Cotton	F	6-1	Sr.	New Hill, N.C. (Apex HS)
31	Eleisha Hairston	F	6-0	Fr.	Reidsville, N.C. (Reidsville HS)
33	Lisa Archie	C	6-3	Fr.	Greensboro, N.C. (Ragsdale HS)
40	Gabby Oloye	C	6-8	r-So.	Miami, Fla. (Miami Palmetto HS)
42	Arayael Brandner	F	6-1	Fr.	Blythehood, S.C. (Heathwood Hall HS)



Kevin Borseth  
Head Coach

## Michigan

December 3, 2009  
Cassell Coliseum  
Blacksburg, Va.  
Big Ten/ACC Challenge



Krista Phillips

### Wolverines' Quick Facts

Location: Ann Arbor, Mich.  
Founded: 1817  
Enrollment: 38,006  
Conference: Big Ten  
Nickname: Wolverines  
Colors: Maize and Blue  
Arena: Crisler Arena (13,751)  
President: Mary Sue Coleman  
2008-09 Record: 10-20  
2008-09 Conf. Record/Finish: 3-15/11th  
2008-09 Postseason: None  
Record vs. Virginia Tech: 1-0

SID: Dave Ablauf  
WBB Contact: Jessica Poole  
SID Office Phone: (734) 936-3457  
E-Mail: jepoole@umich.edu  
Address: 1100 South State Street  
Ann Arbor, MI 48109-2201  
Head Coach: Kevin Borseth (Lake Superior St., '76)  
Record at Michigan (years): 29-34 (2)  
Associate Head Coach: Dawn Pflitzewelt (Michigan Tech, '95),  
Assistants: Tianna Kirkland (Ferris State, '02), Mike Williams (Wisconsin-Stevens Point, '87)

### 2009-10 Roster

No.	Name	Pos.	Ht.	Yr.	Hometown (Previous School)
3	Veronica Hicks	G	5-9	So.	Chicago, Ill. (Thornwood HS)
4	Jamillya Hardley	G/F	5-9	Fr.	Grand Rapids, Mich. (Grand Rapids Christian HS)
5	Janelle Smith	G	5-6	Fr.	Kalamazoo, Mich. (Loy Norrix HS)
10	Ashley Jones	F	6-1	5th-Sr.	Southfield, Mich. (Martin Luther King HS)
11	Sam Arnold	F	6-3	Fr.	Medinah, Ill. (Lake Park HS)
12	Kate Thompson	G	6-3	Fr.	Plymouth, Minn. (Wayzata HS)
13	Dayeesha Hollins	G	5-6	Fr.	Cincinnati, Ohio (Winston Woods HS)
20	Courtney Boylan	G	5-8	Fr.	Chaska, Minn. (Chaska HS)
21	Nya Jordan	F	6-0	Fr.	Lathrup Village, Mich. (Detroit Community)
23	Kalyn McPherson	G	5-7	Jr.	Traverse City, Mich. (West HS)
24	Jenny Ryan	G	5-9	Fr.	Saginaw, Mich. (Saginaw Nouvel Catholic Central HS)
25	Krista Phillips	C	6-6	Jr.	Saskatoon, Saskatchewan (Aden Bowman Collegiate HS)
33	Carmen Reynolds	G/F	6-0	Fr.	Hillard, Ohio (Davidson HS)
35	Lauren Young	F	6-2	So.	Fairmont, Minn. (Fairmont HS)
44	Rachel Sheffer	C/F	6-1	Fr.	Watervliet, Mich. (Watervliet)

## N. Carolina Central

December 6, 2009  
Cassell Coliseum  
Blacksburg, Va.



Joli Robinson  
Head Coach



Chasidy Williams

### Lady Eagles' Quick Facts

Location: Durham, N.C.  
Founded: 1910  
Enrollment: 8,515  
Conference: Independent  
Nickname: Lady Eagles  
Colors: Maroon & Gray  
Arena: McLendon-McDougald Gym (3,056)  
Chancellor: Dr. Charlie Nelms  
Athletics Director: Dr. Ingrid Wicker-McCree  
2008-09 Record: 10-17  
2008-09 Conf. Record/Finish: N/A  
2008-09 Postseason: None  
Record vs. Virginia Tech: 0-1

SID: Kyle Serba  
WBB Contact: Reah Nicholson  
SID Office Phone: (919) 530-6892  
E-Mail: rpnicholson@nccu.edu  
Address: 116 McLendon-McDougald Gym  
Durham, NC 27707  
Fax: (919) 530-5426  
Press Row: N/A  
Web Site: www.NCCUEaglePride.com  
Head Coach: Joli D. Robinson (Winston-Salem St., '77)  
Record at North Carolina Central (years): 197-172 (13)  
Associate Head Coach: Antonio O. Davis  
Assistant Coach: Leah Firson

### 2009-10 Roster

No.	Name	Pos.	Ht.	Yr.	Hometown (Previous School)
10	Blaire Houston	G	5-5	So.	South Plainfield, N.J. (Southy Plainfield HS)
15	Sheresa Mills	F	5-11	Jr.	Greenville, N.C. (South Central HS)
20	Shanise Blanks	G	5-8	Jr.	Wilmington, N.C. (New Hanover HS)
21	Katrice Elliott	C	6-0	Jr.	Apex, N.C. (Apex HS)
23	Joanna Miller	G	5-7	Fr.	Los Angeles, Calif. (Pacific Hills HS)
24	Chasidy Williams	F	5-10	So.	Fayetteville, N.C. (Trinity Christian HS)
25	Danielle DeBerry	G	5-5	So.	Durham, N.C. (C.E. Jordan HS)
33	Brittany Myatt	G	5-9	So.	Piscataway, N.J. (Piscataway HS)
35	Shauna Pryor	F	5-11	Fr.	Summerville, S.C. (Coppin State Univ.)
40	J'Mia Pollock	F	6-1	Fr.	Winston-Salem, N.C. (Parkland HS)
41	Latoya Bennett	F/C	5-9	Sr.	Bowie, Md. (Academy of the Holy Cross)
44	Aretha Johnson	F	5-11	Fr.	Lexington, Ky. (East Jessamine HS)
52	Destiny Tolliver	C	6-2	Fr.	Bluefield, W.Va. (Bluefield HS)





Bryan Whitten  
Head Coach

## Mount St. Mary's

December 9, 2009  
Cassell Coliseum  
Blacksburg, Va.



Hassanah Oliver

### Mountaineers' Quick Facts

Location: Emmitsburg, Md.  
Founded: 1808  
Enrollment: 2,100  
Conference: Northeast  
Nickname: Mountaineers, The Mount  
Colors: Blue and White  
Arena: Knott Arena (3,121)  
President: Thomas H. Powell  
Athletics Director: Lynne P. Robinson  
2008-09 Record: 14-16  
2008-09 Conf. Record/Finish: 8-10/8th  
2008-09 Postseason: None  
Record vs. Virginia Tech: First Meeting

SID: Mark Vandergrift  
WBB Contact: Dave Musil, Jr.  
SID Office Phone: (301) 447-5384  
E-Mail: musil@mmsmary.edu  
Address: 16300 Old Emmitsburg Rd.  
Emmitsburg, Md. 21727  
Fax: (301) 447-5300  
Press Row: (301) 447-3286  
Web Site: www.mountathletics.com  
Head Coach: Bryan Whitten (King's, '91)  
Record at Mount St. Mary's (years): 22-38 (3)  
Assistants: Jada Pierce (West Chester, '97), Denise King (Rhode Island, '04), Lisa Steele (George Washington, '09)

### 2009-10 Roster

No.	Name	Pos.	Ht.	Yr.	Hometown (Previous School)
3	Hassanah Oliver	G	5-7	Sr.	Hillside, N.J. (Hillside HS)
4	Leah Westbrook	F/C	6-0	Jr.	Dublin, Ireland (Holy Faith Secondary School)
5	Courtney Nyce	F	6-0	So.	Schwenksville, Pa. (Perkiomen Valley HS)
10	Selina Mann	G	5-4	Fr.	Gainesville, Va. (Battlefield HS)
20	Lauren Howell	G	5-8	Jr.	Quinton, N.J. (Sacred Heart HS)
22	Syd Henderson	G	5-6	Fr.	Mechanicsville, Va. (Atlee HS)
24	Mary Dunn	F	5-11	Jr.	Whippany, N.J. (Morris Catholic HS)
32	Katelyn Nowacki	F	6-0	So.	Toledo, Ohio (Central Catholic HS)
33	Tara Lonergan	F	6-0	Fr.	Rockville Centre, N.Y. (South Side HS)
34	Sandra Andresson	G/F	5-10	So.	Tallinn, Estonia (Audentes School)
44	Jamie Halloran	F	6-1	Fr.	Clarks Summit, Pa. (Abington Heights HS)



Audra Smith  
Head Coach

## UAB

December 19, 2009  
St. John's Tournament  
Carnesecca Arena  
Queens, N.Y.



Amanda Peterson

### Blazers' Quick Facts

Location: Birmingham, Ala.  
Founded: 1969  
Enrollment: 16,149  
Conference: Conference USA  
Nickname: Blazers  
Colors: Forrest Green and Old Gold  
Arena: Bartow Arena (8,500)  
President: Dr. Carol Garrison  
Athletics Director: Brian Mackin  
2008-09 Record: 10-20  
2008-09 Conf. Record/Finish: 5-11/9th  
2008-09 Postseason: None  
Final ranking last year (poll): None  
Record vs. Virginia Tech: 1-1

SID: Norm Reilly  
WBB Contact: Michelle Cunningham  
SID Office Phone: (205) 934-0725  
E-Mail: mrcunning@uab.edu  
Address: 105 Bartow Arena  
1530 3rd Ave. South  
Birmingham, AL 35294-1160  
Fax: (205) 934-7505  
Press Row: (205) 934-0720  
Web Site: www.uabsports.com  
Head Coach: Audra Smith (Virginia '92)  
Record at UAB (years): 64-84 (5)  
Assistants: Kathy Becker (Virginia '02), Daryl Oliver (Richmond '98), Marc Wilson (Minnesota '86)

### 2009-10 Roster

No.	Name	Pos.	Ht.	Yr.	Hometown (Previous School)
1	Amber Jones	G	5-7	Fr.	Town Creek, Ala. (Hazelwood HS)
2	Amanda Peterson	G	5-10	Jr.	Homewood, Ala. (Homewood HS)
5	Rebecca Simpson	G	5-7	Fr.	Chelsea, Ala. (Chelsea HS)
10	LaShaunda Pratt*	G	5-7	Jr.	Winston-Salem, N.C. (Boston College)
11	Khalilah Watson	G	5-07	Fr.	Savannah, Ga. (Beach HS)
12	Shelly Breaux	F	6-1	So.	Lafayette, La. (St. Thomas Catholic HS)
13	Nakia McDaniel	G	5-7	Fr.	Moulton, Ala. (Lawrence County HS)
14	TaRonda Randall	F/C	6-2	So.	Greenville, Ala. (Brantley HS)
20	Jala Harris	G	5-6	Fr.	Madison, Ala. (Bob Jones HS)
21	Kara Johnson	G	5-4	Jr.	Greensboro, Ala. (Greensboro West HS)
23	Miteka Truehart	G	5-9	So.	Lancaster, S.C. (Lancaster HS)
30	Tamika Dukes	F	6-0	Sr.	Birmingham, Ala. (Wallace-Hanceville HS)
40	LeKenya Lowe	G	5-8	Fr.	Birmingham, Ala. (Midfield HS)
42	Jasmine Green	F/C	6-3	Fr.	Madison, Ala. (Bob Jones HS)
54	Meagan Brown	C	6-5	So.	Birmingham, Ala. (John Carroll Catholic HS)



Samantha Morrow  
Head Coach

## UT Arlington

December 20, 2009  
St. John's Tournament  
Carnesecca Arena  
Queens, N.Y.



Shalyn Martin

### Mavericks' Quick Facts

Location: Arlington, Texas  
Founded: 1895  
Enrollment: 25,000  
Conference: Southland  
Nickname: Mavericks  
Colors: Royal Blue and Orange  
Arena: Texas Hall (3,600)  
President: James P. Spaniollo  
Athletics Director: Pete Carlson  
2008-09 Record: 22-11  
2008-09 Conf. Record/Finish: 14-2/1st  
2008-09 Postseason: WNIT  
Record vs. Virginia Tech: First meeting

SID: Gregg Elkin  
WBB Contact: Kristyna Mancias  
SID Office Phone: (817) 272-2213  
E-Mail: kmancias@uta.edu  
Address: 1309 W. Mitchell Street  
Arlington, Texas 76019  
Fax: (817) 272-2254  
Press Row: (817) 272-3795  
Web Site: www.utamavs.com  
Head Coach: Samantha Morrow (Texas Wesleyan, '81)  
Record at UT Arlington (years): 41-21 (2)  
Assistants: Shane Laffin (UT Arlington, '04), Lindsey Wilson (Central Oklahoma, '06), Rachel Cisneroz (Hardin Simmons '08)

### 2009-10 Roster

No.	Name	Pos.	Ht.	Yr.	Hometown (Previous School)
01	Kiarra Shofner	F	5-6	Sr.	Cedar Hill, Texas (Cedar Hill HS)
5	Donna Dike	G	5-10	Fr.	Houston, Texas (Westside HS)
10	LaNell Taylor	G	5-8	Jr.	Houston, Texas (Seward JC)
11	Sabreana DeNure	G	5-5	Fr.	Corpus Christi, Texas (Carroll HS)
12	Erica Paskell	F	5-10	Fr.	Colleyville, Texas (Grapevine HS)
14	Meghan Nelson	G	5-8	Sr.	Cedar Hill, Texas (Cedar Hill HS)
15	Kiara Parker	G	5-8	Fr.	DeSoto, Texas (DeSoto HS)
20	Tamara Simmons	G	5-7	Jr.	Arlington, Texas (Summit HS)
21	Ryan Green	F	6-2	rs-Fr.	Crowley, Texas (Crowley HS)
22	Nicole Terral	G	5-5	So.	Fort Worth, Texas (Timberview HS)
23	LaTosha Duffey	G	5-8	Sr.	Mansfield, Texas (Summit HS)
24	Veronica Mergerson	F	6-0	rs-Fr.	Duncanville, Texas (Duncanville HS)
32	Shalyn Martin	F	5-11	Jr.	Arlington, Texas (Summit HS)



Kim Barnes Arico  
Head Coach

## St. John's

December 20, 2009  
St. John's Tournament  
Carnesecca Arena  
Queens, N.Y.



Da'Shena Stevens

### Red Storm Quick Facts

Location:  
Founded: 1870  
Enrollment: 20,086  
Conference: BIG EAST  
Nickname: Red Storm  
Colors: Red and White  
Arena: Carnesecca Arena (5,602)  
President: Rev. Donald J. Harrington, C.M.  
Athletics Director: Chris Monasch  
2008-09 Record: 19-15  
2008-09 Conf. Record/Finish: 4-12/13th  
2008-09 Postseason: WNIT Third Round  
Record vs. Virginia Tech: 2-4

Assoc. AD for Communications: Mark Fratto  
WBB Contact: Rachel Constantine  
SID Office Phone: (214) 768-1054  
E-Mail: constanr@stjohns.edu  
Address: Carnesecca Arena Room 157  
8000 Utopia Parkway  
Queens, NY 11439  
Fax: (718) 969-8468  
Press Row: (718) 990-5713  
Web Site: www.RedStormSports.com  
Head Coach: Kim Barnes Arico (Montclair State '93)  
Record at St. John's (years): 105-106 (7)  
Associate Head Coach: Joe Tartamella (James Madison '01) Assts.: Megan Duffy (Notre Dame '06), TBA

### 2009-10 Roster

No.	Name	Pos.	Ht.	Yr.	Hometown (Previous School)
1	Sky Lindsey	G	5-11	Jr.	Brooklyn, N.Y. (Christ the King HS)
3	Da'Shena Stevens	F	6-1	Sr.	Stamford, Conn. (Trinity Catholic)
5	Nadirah McKeith	G	5-7	Fr.	Newark, N.J. (University HS)
11	Amanda Burakoski	G	6-0	Fr.	Brooklyn, N.Y. (The Mary Louis Academy)
12	Brittney Murphy	G	5-6	So.	Saginaw, Mich. (Arthur Hill HS)
15	Jennifer Blanding	C	6-3	Fr.	Brooklyn, N.Y. (Notre Dame Prep HS)
22	Eugeneia McPherson	G	5-8	Fr.	North Babylon, N.Y. (North Babylon HS)
23	Kelly McManmon	G	5-11	Sr.	Lee, Mass. (Indiana Univ.)
25	Joy McCorvey	F	6-0	Sr.	Brewton, Ala. (T.R. Miller HS)
30	Shenya Hart	F	6-1	Jr.	Memphis, Tenn. (Treadwell HS)
31	Chenneika Smith	G	6-1	Fr.	Brooklyn, N.Y. (St. Michael Academy)
32	Elon Sidney	G/F	5-9	So.	Queens Village, N.Y. (St. Michael Academy)





Beryl Piper  
Head Coach

## Central Connecticut

December 30, 2009  
Hilton Garden Classic  
Cassell Coliseum  
Blacksburg, Va.



Kerianne Dugan

### Blue Devils' Quick Facts

Location: New Britain, Conn.  
Founded: 1849  
Enrollment: 12,000  
Conference: Northeast  
Nickname: Blue Devils  
Colors: Blue and White  
Arena: Detrick Gymnasium (2,654)  
President: Dr. John W. Miller  
Athletics Director: TBA  
2008-09 Record: 18-14  
2008-09 Conf. Record/Finish: 12-6/2nd  
2008-09 Postseason: None  
Record vs. Virginia Tech: First meeting

SID: Tom Pincince  
WBB Contact: Daniel Forcella  
SID Office Phone: (860) 832-3057  
E-Mail: forcelladap@ccsu.edu  
Address: 1615 Stanley Street  
New Britain, CT 06053  
Fax: (860) 832-3084  
Press Row: (860) 832-3099  
Web Site: www.ccsbluedevils.com  
Head Coach: Beryl Piper (Central Conn. State '87)  
Record at Central Conn. State (years): 22-39 (2)  
Assistants: Kerri Reaves (Marquette '96), Glenn Senecal (Nichols College), Liz Stich (Hartford '06)

### 2009-10 Roster

No.	Name	Pos.	Ht.	Yr.	Hometown (Previous School)
1	Shontice Simmons	G	5-7	So.	Fort Washington, Mo. (Academy of the Holy Cross)
10	Alexandria Dowdy	G	5-1	Jr.	New Haven, Conn. (Hillhouse HS)
12	Rachel Chandler	G	5-10	So.	Dayton, Ohio (Chaminade-Julienne Catholic HS)
14	Brooke Bailey	G/F	6-1	Fr.	Colchester, Conn. (Bacon Academy)
15	P.J. Wade	G	5-10	Sr.	Franklin County, Va. (Franklin County HS)
21	Gabrielle Oglesby	F	5-10	So.	Hamden, Conn. (Career HS)
22	Emily Rose	G	5-11	Sr.	Elkton, Va. (Spotswood HS)
23	Kirsten Daamen	C	6-3	Fr.	Merrimack, Mass. (Pentucket Regional HS)
32	Kerianne Dugan	G/F	5-10	Jr.	Waterford, Conn. (Waterford HS)
33	Leanne Crockett	F	5-11	Jr.	Manchester, Conn. (Manchester HS)
35	Justina Udenze	F	6-1	Jr.	Hamden, Conn. (Hamden HS)
44	Jameilia Dillon	F/C	6-0	Fr.	Pawtucket, R.I. (La Salle Academy)



Margaret McKeon  
Head Coach

## NJIT

December 29, 2009  
Hilton Garden Classic  
Cassell Coliseum  
Blacksburg, Va.



Jessica Gerald

### Highlanders' Quick Facts

Location: University Heights, N.J.  
Founded: 1881  
Enrollment: 5,380  
Conference: Great West Conference  
Nickname: Highlanders  
Colors: Red and White (Blue Accent)  
Arena: Fleisher Athletic Center (1,500)  
President: Dr. Robert A. Altenkirch  
Athletics Director: Lenny Kaplan  
2008-09 Record: 8-21  
2008-09 Conf. Record/Finish: NA  
2008-09 Postseason: None  
Record vs. Virginia Tech: First Meeting

SID: Tim Camp  
WBB Contact: Stephanie Pillari  
SID Office Phone: (973) 596-8324  
E-Mail: pillari@njit.edu  
Press Row: (973) 596-8511  
Mailing Address: University Heights  
Newark, NJ 07102-1982  
Head Coach: Margaret McKeon (St. John's '91)  
Record at N.C. A&T (years): 18-40 (2)  
Assistants: Gabrielle Butler (Franklin & Marshall '85),  
Frozena Jerro (Arizona State '93)

### 2009-10 Roster

No.	Name	Yr.	Ht.	Pos.	Hometown (Previous School)
00	Taiwo Oyeloa	Sr.	5-11	F	Roselle, N.J. (Abraham Clark HS)
3	Melanie Griffin	So.	5-7	G	Willingboro, N.J. (Willingboro HS)
14	Katie Piekieski	Sr.	5-10	G	Atco, N.J. (Hammonnton HS)
23	Ash'Lee Smith	So.	5-7	G	Newark, N.J. (Bloomfield Tech)
24	Ivana Seric	Jr.	6-2	F	Split, Croatia (Gimnazija Pozega HS)
25	Jessica Gerald	Jr.	5-8	G	Woolwich Township, N.J. (Kingsway Regional HS)
34	Kathryn Wighton	Sr.	6-4	F	Warren, N.J. (Rutgers Prep HS)
50	Kehinde Oyelola	Jr.	5-11	F	Roselle, N.J. (Abraham Clark HS)
55	Maya Al-Shingiet	Jr.	6-1	F	Vienna, Va. (George C. Marshall of Falls Church HS)



Karen Aston  
Head Coach

## Charlotte

December 30, 2009  
Hilton Garden Classic  
Cassell Coliseum  
Blacksburg, Va.



Aysha Jones

### 49ers' Quick Facts

Location: Charlotte, N.C.  
Founded: 1946  
Enrollment: 22,338  
Conference: Atlantic 10  
Nickname: 49ers  
Colors: Green and White  
Arena: Halton Arena (9,105)  
Chancellor: Dr. Philip L. Dubois  
Athletics Director: Judy Rose  
2008-09 Record: 23-9  
2008-09 Conf. Record/Finish: 11-3/T-2nd  
2008-09 Postseason: NCAA First Round  
Record vs. Virginia Tech: 9-12

SID: Tom Whitestone  
WBB Contact: Brent Stastny  
SID Office Phone: (704) 687-6313  
E-Mail: bmstastn@unc.edu  
Address: 9201 University City Blvd.  
Charlotte, NC 28223  
Fax: (704) 687-4918  
Press Row: (704) 687-4999  
Web Site: www.charlotte49ers.com  
Head Coach: Karen Aston  
Record at Charlotte (years): 41-23 (2)  
Assistants: Ken Griffin (Voorhees '94), Kryston Obie Nelson (Charlotte '05), Angela Ortega (Northwestern State, '89)

### 2009-10 Roster

No.	Name	Pos.	Yr.	Ht.	Hometown (Previous School)
1	Jabrenta Hubbard	G	Sr.	5-6	Las Vegas, Nev. (Northern Colorado Univ.)
3	Kendria Holmes	G	Jr.	5-5	Charlotte, N.C. (Providence College)
4	Amanda Dowe	F	Fr.	6-4	Tabor City, N.C. (South Columbus HS)
5	Shannon McCallum	G	Jr.	5-10	Whiteville, N.C. (Patterson School)
10	Erin Floyd	F	Sr.	6-0	Sicklerville, N.J. (Timber Creek HS)
15	Nicole Hargraves	F	So.	6-2	Greensboro, N.C. (Grimsley HS)
20	Ashley Spriggs	F	Sr.	6-0	Mitchellville, Md. (Bishop McNamara HS)
22	Aysha Jones	G	Sr.	5-8	Pittsburgh, Pa. (Oakland Catholic HS)
23	Jaquaria Forney	G	Fr.	5-9	Charlotte, N.C. (Butler HS)
24	Katie Meador	G	So.	5-10	Marble Falls, Texas (Marble Falls HS)
25	Jessica Johnson	G	Fr.	6-0	Durham, N.C. (Northern Durham HS)
30	Jennifer Hatley	F	So.	6-3	Marshville, N.C. (Forest Hills HS)
32	Epiphany Woodson*	G	Jr.	5-8	Charlotte, N.C. (University of Miami)
34	Kelsey McAdoo	F	r-Jr.	6-3	Norfolk, Va. (Maury HS)
44	Rachelle Coward	G/F	So.	6-0	Dartmouth, Nova Scotia (Oak Hill Academy)

\*Will sit out the 2009-10 season following transfer from University of Miami



Phil Stern  
Head Coach

## UMBC

January 3, 2010  
Cassell Coliseum  
Blacksburg, Va.



Carlee Cassidy

### Retrievers' Quick Facts

Location: Baltimore, Md.  
Founded: 1966  
Enrollment: 12,300  
Conference: America East  
Nickname: Retrievers  
Colors: Black and Gold  
Arena: RAC Arena (4,024)  
President: Dr. Freeman Hrabowski  
Athletics Director: Dr. Charles Brown  
2008-09 Record: 14-16  
2008-09 Conf. Record/Finish: 6-10/5th  
2008-09 Postseason: None  
Record vs. Virginia Tech: 0-1

SID: Steve Levy  
WBB Contact: Jessica Bernheim  
SID Office Phone: (410) 455-2639  
E-Mail: jbernheim@umbc.edu  
Address: 1000 Hilltop Circle  
Baltimore, MD 21250  
Fax: (410) 455-3994  
Press Row: (410) 455-3840  
Web Site: www.umbcretrievers.com  
Head Coach: Phil Stern (Concordia '94)  
Record at UMBC (years): 80-127 (7)  
Assistants: Billi Godsey (Hofstra, '03), Lindsey Roche (UNC Asheville, '05), Jaclyn Goldberg (Brown '09)

### 2009-10 Roster

No.	Name	Pos.	Ht.	Yr.	Hometown (Previous School)
00	Chrissy Robinson	C	6-2	Jr.	Lusby, Md. (Patuxent HS)
3	Chelsea Barker	G	5-8	Jr.	Waterville, Maine (Messalonskee HS)
4	Jasmine Elum	G	5-7	So.	Philadelphia, Pa. (Bodine HS)
5	Carlee Cassidy	G	5-9	Sr.	Syracuse, N.Y. (Westhill HS)
10	Meghan Colobella	F	6-0	Jr.	Montclair, N.J. (Montclair HS)
13	Kim Browning	F	6-2	Fr.	Mechanicsville, Va. (Hanover HS)
20	Michelle Kurovski	G	5-9	So.	Hicksville, N.Y. (Hicksville HS)
21	Michele Brokans	G	5-9	Jr.	Lansdale, Pa. (Lansdale Catholic HS)
22*	Kristin Coles	G	5-7	So.	Charles Town, W.Va. (Notre Dame Acad./American)
24	Katie Brooks	G	5-9	So.	Myrtle, Tenn. (Heritage)
30	Erin Brown	F	5-10	So.	Bethesda, Md. (Walt Whitman HS)
44	Tape' Obojolu	C	6-3	So.	Randallstown, Md. (Archbishop Catholic HS)





Mike Petersen  
Head Coach

## Wake Forest

January 7, 2010  
Lawrence Joel Coliseum  
Winston-Salem, N.C.  
February 5, 2010  
Cassell Coliseum  
Blacksburg, Va.



Brittany Waters

### Demon Deacons' Quick Facts

Location: Winston-Salem, N.C.  
Founded: 1834  
Enrollment: 4,476  
Conference: Atlantic Coast  
Nickname: Demon Deacons  
Colors: Old Gold and Black  
Arena: Lawrence Joel Memorial Coliseum (14,665)  
President: Dr. Nathan Hatch  
Athletics Director: Ron Wellman  
2008-09 Record: 19-12  
2008-09 Conf. Record/Finish: 5-9/T8th  
2008-09 Postseason: WNIT Second Round  
Record vs. Virginia Tech: 5-8

SID: Steve Schutt  
WBB Contact: Katy Hamlett  
SID Office Phone: (336) 758-4120  
E-Mail: hamletkd@wfu.edu  
Address: P.O. Box 7426  
Winston-Salem, NC 27109  
Fax: (336) 758-5140  
Press Row: (336) 727-2945  
Web Site: www.wakeforestsports.com  
Head Coach: Mike Petersen (NW Christian Col. '83)  
Record at WFU (years): 72-78 (5)  
Associate Head Coach: Natasah Adair (South Florida '94 Assistants: Candice Jackson (Michigan State '04), Bob Clark (Towson '84)

### 2009-10 Roster

No.	Name	Ht.	Pos.	Yr.	Hometown (Previous School)
1	Brooke Thomas	5-4	G	So.	Orlando, Fla. (Edgewater HS)
3	Camille Collier	5-6	G	Jr.	Washington D.C. (Sidwell Friends HS)
5	Courtney Morris	5-11	G	Sr.	Riverdale, Md. (Parkdale HS)
10	Tiffany Roulhac	5-6	G	Sr.	Fayetteville, N.C. (Terry Sanford HS)
11	Patrice Johnson	5-10	G	r-Fr.	Washington, D.C. (H.D. Woodson HS)
13	Jessie Cain	6-2	F	Sr.	Cincinnati, Ohio (Oak Hills HS)
15	Kem Wilson	5-10	G	Jr.	Frederick, Md. (Thomas Johnson HS)
20	Brittany Waters	6-1	G/F	Jr.	Orlando, Fla. (Edgewater HS)
21	Sandra Garcia	6-3	F	Fr.	Hollywood, Fla. (Plantation American Heritage)
22	Lekevia Boykin	5-9	G	Fr.	Raleigh, N.C. (Southeast Raleigh HS)
23	Secily Ray	5-11	G	So.	Thomasville, N.C. (Thomasville HS)
24	Asia Williams	5-11	G	Fr.	Durham, N.C. (Hillside HS)
25	Jessica Bryant	6-4	C	Sr.	Supply, N.C. (Conway HS)
33	Mykala Walker	6-0	G	Fr.	Duluth, Ga. (Duluth HS)



Sylvia Hatchell  
Head Coach

## North Carolina

January 14, 2010  
Cassell Coliseum  
Blacksburg, Va.



Jessica Breland

### Tar Heels' Quick Facts

Location: Chapel Hill, N.C.  
Founded: 1789  
Enrollment: 28,000  
Conference: Atlantic Coast  
Nickname: Tar Heels  
Colors: Carolina Blue and White  
Arena: Dean E. Smith Center (21,750)  
Chancellor: Holden Thorp  
Athletics Director: Dick Baddour  
2008-09 Record: 28-7  
2008-09 Conf. Record/Finish: 10-4/4th  
2008-09 Postseason: NCAA Second Round  
Final ranking: #11 (AP), #17 (USA Today/ESPN)  
Record vs. Virginia Tech: 12-2

SID: Steve Kirschner  
WBB Contact: Bobby Hundley  
SID Office Phone: (919) 843-5678  
E-Mail: bhundley@uncga.unc.edu  
Address: P.O. Box 2126  
Chapel Hill, N.C. 27515  
Fax: (919) 962-0612  
Press Row: (919) 843-9509  
Web Site: www.TarHeelBlue.com  
Head Coach: Sylvia Hatchell (Carson-Newman '74)  
Record at North Carolina (years): 540-202 (23)  
Associat Head Coach: Andrew Calder (Coker '74) Assistants: Tracy Williams-Johnson (UNC Pembroke '86), Charlotte Smith (UNC '95)

### 2009-10 Roster

No.	Name	Ht.	Pos.	Yr.	Hometown (Previous School)
00	Nyree Williams	6-1	F	Fr.	Ellicott City, Md. (Howard HS)
1	She'la White	5-5	G	So.	Portsmouth, Va. (Norfolk Collegiate HS)
3	Trinity Burse	5-10	F	Sr.	Sanford, N.C. (Western Harnett HS)
4	Candace Wood	5-11	G	rs-Fr.	Charlotte, N.C. (Victory Christian Center)
5	Nicole Powell	5-10	G	Jr.	Asheville, N.C. (Asheville HS)
20	Chay Shegog	6-5	F/C	So.	Stafford, Va. (Brook Point HS)
21	Krista Gross	6-0	G	Fr.	Charlotte, N.C. (Cannon School)
22	Cetera DeGraffenreid	5-6	G	Jr.	Cullowhee, N.C. (Smoky Mountain HS)
30	Martina Wood	6-2	F/C	Fr.	Charlotte, N.C. (The Patterson School)
32	Waltiea Rolle	6-6	F/C	Sr.	Nassau, Bahamas (Westbury Christian School, Texas)
33	Laura Broomfield	6-1	F	So.	Lexington Park, Md. (St. Mary's Ryken HS)
42	Cierra Robertson-Warren	6-4	F	Fr.	Rancho Cucumunda, Calif. (Los Osos HS)
44	Tierra Ruffin-Pratt	5-10	G	Fr.	Alexandria, Va. (T.C. Williams HS)
50	Italee Lucas	5-8	G	Jr.	Las Vegas, Nev. (Centennial HS)
51	Jessica Breland	6-3	F	Sr.	Kelford, N.C. (Bertie HS)



Debbie Ryan  
Head Coach

## Virginia

January 18, 2010  
Cassell Coliseum  
Blacksburg, Va.  
February 28, 2010  
John Paul Jones Arena  
Charlottesville, Va.



Monica Wright

### Cavaliers' Quick Facts

Location: Charlottesville, Va.  
Founded: 1819  
Enrollment: 21,057  
Conference: Atlantic Coast  
Nickname: Cavaliers  
Colors: Navy and Orange  
Arena: John Paul Jones Arena (14,953)  
President: John T. Casteen III  
Director of Athletics: Craig Littlepage  
2008-09 Record: 24-10  
2008-09 Conf. Record/Finish: 8-6/T5th  
2008-09 Postseason: NCAA Second Round  
Final ranking: #24 (AP), #24 (USA Today/ESPN)  
Record vs. Virginia Tech: 33-8

SID: Jim Daves  
WBB Contact: Amy Mulligan  
SID Office Phone: (434) 982-5534  
E-Mail: amulligan@virginia.edu  
Address: Box 400853  
Charlottesville, VA 22904-4853  
Fax: (434) 982-5525  
Press Row: (434) 296-5910  
Web Site: www.virginiasports.com  
Head Coach: Debbie Ryan (Ursinus, '75)  
Record at Virginia (years): 699-298 (32)  
Associate Head Coach: Tim Taylor (James Madison '89), Angel Elderkin (Southern Maine '99) and Wendy Palmer (Virginia '96)

### 2009-10 Roster

No.	Name	Ht.	Yr.	Pos.	Hometown (Previous School)
1	China Crosby	5-6	Fr.	G	New York, N.Y. (Manhattan Center HS)
2	Whitny Edwards	5-11	So.	G	Charlotte, N.C. (Providence Day School)
3	Paulisha Kellum	5-9	Sr.	G	Upper Marlboro, Md. (Bishop McNamara HS)
4	Simone Egwu	6-3	Fr.	C	Odenton, Md. (Arundel HS)
5	Erinn Thompson	6-4	Fr.	F/C	Winston-Salem, N.C. (Bishop McGuiness HS)
14	Lexie Gerson	5-11	Fr.	G	Fort Washington, Pa. (The Peddie School)
15	Ariana Moorer	5-7	So.	G	Woodbridge, Va. (C.D. Hylton HS)
22	Monica Wright	5-11	Sr.	G	Woodbridge, Va. (Forest Park HS)
30	Telia McCall	6-1	Fr.	F	Marietta, Ga. (Marietta HS)
32	Jayna Hartig	6-1	r-Jr.	F	Highlands Ranch, Colo. (Thunder Ridge HS)
34	Britny Edwards	6-1	So.	F	Charlotte, N.C. (Providence Day School)
50	Chelsea Shine	6-2	So.	F	Berwyn, Pa. (Conestoga HS)



Joanne McCallie  
Head Coach

## Duke

January 21, 2010  
Cameron Indoor Arena  
Durham, N.C.  
February 14, 2010  
Cassell Coliseum  
Blacksburg, Va.



Joy Cheek

### Blue Devils' Quick Facts

Location: Durham, N.C.  
Founded: 1838 Trinity College  
Enrollment: 6,340  
Conference: Atlantic Coast  
Nickname: Blue Devils  
Colors: Royal Blue and White  
Arena: Cameron Indoor Stadium (9,314)  
President: Dr. Richard H. Brodhead  
Director of Athletics: Kevin White  
2008-09 Record: 27-6  
2008-09 Conf. Record/Finish: 11-3/3rd  
2008-09 Postseason: NCAA Second Round  
Final ranking: #6 (AP), #14 (USA Today/ESPN)  
Record vs. Virginia Tech: 13-2

SID: Art Chase  
WBB Contact: Lindy Brown  
SID Office Phone: (919) 684-2664  
E-Mail: lbrown@duaa.duke.edu  
Address: Box 90557  
Durham, N.C. 27708-0557  
Fax: (919) 684-2489  
Press Row: (919) 684-6186  
Web Site: www.GoDuke.com  
Head Coach: Joanne McCallie (Northwestern, '87)  
Record at Duke (years): 52-16 (2)  
Assistants: Al Brown (Purdue '64), Samantha Williams (Auburn '96) and Trisha Stafford-Odom (California '92)

### 2009-10 Roster

No.	Name	Ht.	Yr.	Pos.	Hometown (Previous School)
1	Chelsea Hopkins	5-8	So.	G	Las Vegas, Nev. (Mojave HS)
3	Shay Selby	5-9	So.	G	Cleveland, Ohio (Regina HS)
5	Jasmine Thomas	5-9	Jr.	G	Fairfax, Va. (Oakton HS)
13	Karima Christmas	5-11	Jr.	G	Houston, Texas (J. Frank Dobie HS)
15	Bridgette Mitchell	6-0	Sr.	F/G	Trenton, N.J. (The Peddie School)
21	Joy Cheek	6-1	Sr.	F	Charlotte, N.C. (South Mecklenburg HS)
24	Kathleen Scheer	6-2	So.	F/G	New Haven, Mo. (New Haven HS)
31	Keturah Jackson	6-0	rs-Sr.	G/F	Columbia, S.C. (Dreher HS)
32	Alexis Rogers	6-1	Fr.	F/G	West Chester, Ohio (Lakota West)
34	Krystal Thomas	6-4	Jr.	C	Orlando, Fla. (First Academy)
43	Allison Vernerey	6-5	Fr.	C	Alsace, France (Mulhouse HS)
44	Janeé Johnson	6-1	Fr.	F	Matthews, N.C. (Providence Day School)





Katie Meier  
Head Coach

## Miami

January 24, 2010  
BankUnited Center  
Coral Gables, Fla.



Shenise Johnson

### Hurricanes' Quick Facts

Location: Coral Gables, Fla.  
Founded: 1925  
Enrollment: 15,323  
Conference: Atlantic Coast  
Nickname: Hurricanes  
Colors: Orange, Green and White  
Arena: BankUnited Center (7,000)  
President: Dr. Donna Shalala  
Athletics Director: Kirby Hocutt  
2008-09 Record: 13-17  
2008-09 Conf. Record/Finish: 2-12/10th  
2008-09 Postseason: None  
Record vs. Virginia Tech: 6-5

SID: Mark Pray  
WBB Contact: Scott Zavitz  
SID Office Phone: (305) 284-3236  
E-Mail: szavitz@miami.edu  
Address: 5821 San Amaro Drive  
Coral Gables, FL 33146  
Fax: (305) 284-2807  
Press Row: (305) 284-2111  
Web Site: www.hurricanesports.com  
Head Coach: Katie Meier (Duke, '90)  
Record at Miami (years): 50-70 (4)  
Assistants: Darrick Gibbs (Wofford '00), Lonnette Hall (Cal-State Northridge '94), Carolyn Kieger (Marquette '06)

### 2009-10 Roster

No.	Name	Pos.	Ht.	Yr.	Hometown (Previous School)
1	Riquana Williams	G	5-8	So.	Pahokee, Fla. (Pahokee HS)
3	Stefania Yderstrom	G	5-8	Fr.	Ostertaije, Sweden (Lgelstaviken)
13	Hannah Shaw	C	6-4	Fr.	Nottingham, England (Beckett School)
14	Charmaine Clark	G/F	5-10	Sr.	Hinesville, Ga. (Bradwell Institute)
22	Ashley Sours	C	6-5	Sr.	Glendale, Ariz. (Central Arizona College)
23	Shanel Williams	G	5-8	Fr.	Chesapeake, Va. (Indian River HS)
31	Lee Anna Osei	G	5-3	Fr.	Toronto, Ontario, Canada (Eastern Commerce HS)
32	Morgan Stroman	F	6-1	Fr.	Hopkins, S.C. (Lower Richland HS)
33	Diane Barnes	F	6-2	Sr.	Lakeland, Fla. (Kathleen HS/Trinity Valley CC)
34	Sylvia Bullock	F	6-2	So.	Anchorage, Alaska (South Anchorage HS)
42	Shenise Johnson	G/F	5-11	So.	Henrietta, N.Y. (Rush-Henrietta HS)
45	Rikiah Gatlin	C	6-2	So.	Fort Cambell, Ky. (Christian County HS)



Brenda Frese  
Head Coach

## Maryland

January 28, 2010  
Cassell Coliseum  
Blacksburg, Va.



Lynetta Kizer

### Terrapins' Quick Facts

Location: College Park, Md.  
Founded: 1856  
Enrollment: 37,000  
Conference: Atlantic Coast  
Nickname: Terrapins, Terps  
Colors: Red, White, Black and Gold  
Arena: Comcast Center (17,950)  
President: Dr. C.D. Monte, Jr.  
Athletics Director: Deborah Yow  
2008-09 Record: 31-5  
2008-09 Conf. Record/Finish: 12-2/1st  
2008-09 Postseason: NCAA Elite Eight  
Final Ranking: #3 (AP), #5 (ESPN/USA Today)  
Record vs. Virginia Tech: 5-5

Associate AD for Media Relations: Doug Dull  
WBB Contact: Joey Flyntz  
SID Office Phone: (301) 314-7063  
E-Mail: tjflyntz@umd.edu  
Address: Comcast Center, Room 2725  
Terrapin Trail  
College Park, MD 20742  
Fax: (301) 314-9094  
Press Row: (301) 314-8624  
Web Site: www.umterps.com  
Head Coach: Brenda Frese (Arizona '93)  
Record at Maryland (years): 176-60 (7)  
Assistants: Tina Langley (West Alabama '96), Martin Chinn (Hampton '92), David Adkins (Radford '89)

### 2009-10 Roster

No.	Name	Pos.	Ht.	Yr.	Hometown (Previous School)
2	Dara Taylor	G	5-7	Fr.	Wilmington, Del. (Caravel Academy)
3	Jacki Nared	G	6-1	r-Fr.	Paterson, Ore. (Westview HS)
5	Essence Townsend	C	6-7	Fr.	Paterson, N.J. (Paterson Catholic HS)
10	Anjale' Barrett	G	5-10	So.	Bronx, N.Y. (St. Michael Academy)
12	Lynetta Kizer	C	6-4	So.	Woodbridge, Va. (Potomac HS)
14	Yerri Oyefuwa	C	6-6	So.	London, England (Dartford Grammer Girls' School)
21	Tianna Hawkins	F	6-3	Fr.	Clinton, Md. (Riverdale Baptist)
22	Kim Rodgers	G	5-9	So.	Virginia Beach, Va. (Princess Anne HS)
31	Lori Bjork	G	5-11	Sr.	Johnston, Iowa (Illinois/Johnston HS)
33	Emery Wallace	F	6-1	Sr.	Roanoke, Va. (Hidden Valley HS)
44	Diandra Tchatchouang	F	6-3	Fr.	La Coumeuve, France (NSEP)



Michelle Joseph  
Head Coach

## Georgia Tech

January 31, 2010  
Alexander Memorial  
Coliseum  
Atlanta, Ga.



Alex Montgomery

### Yellow Jackets' Quick Facts

Location: Atlanta, Ga.  
Founded: 1855  
Enrollment: 19,404  
Conference: Atlantic Coast  
Nickname: Yellow Jackets, Rambling Wreck  
Colors: Old Gold and White  
Arena: Alexander Memorial Coliseum (9,191)  
Interim President: Dr. G.P. "Bud" Peterson  
Athletics Director: Dan Radakovich  
2008-09 Record: 22-10  
2008-09 Conf. Record/Finish: 8-6/5th  
2008-09 Postseason: NCAA Second Round  
Record vs. Virginia Tech: 2-5

SID: Dean Buchan  
WBB Contact: Dan Goldberg  
SID Office Phone: (404) 894-5445  
E-Mail: dgoldberger@athletics.gatech.edu  
Address: 150 Bobby Dodd Way  
Atlanta, Ga. 30332  
Fax: (404) 894-1248  
Press Row: (404) 894-5458  
Web Site: www.ramblinwreck.com  
Head Coach: MaChelle Joseph (Purdue '92)  
Record at Georgia Tech (years): 106-66 (6 years)  
Associate Head Coach: Teri Moren (Purdue '92)  
Assistants: Gene Hill (Coker '97), Octavia Blue (Miami, '07)

### 2009-10 Roster

No.	Name	Ht.	Pos.	Yr.	Hometown (Previous School)
2	Mo Bennett	5-10	G	So.	Statesboro, Ga. (Statesboro HS)
3	Sharena Taylor	5-9	G	Fr.	Pontiac, Mich. (Detroit Country Day HS)
5	Metra Walthour	5-6	G	So.	Hinesville, Ga. (Liberty County HS)
10	Danielle Hamilton-Carter	6-4	F	Fr.	Stockholm, Sweden (Fryshuset Gymnasium HS)
14	LaQuanisha Adams	6-4	C	So.	Hinesville, Ga. (Liberty County HS)
22	Alex Montgomery	6-1	G/F	Jr.	Tacoma, Wash. (Lincoln HS)
23	Deja Foster	6-0	G	Jr.	Memphis, Tenn. (Woodale HS)
24	Shayla Bivins	6-5	C	Fr.	Jacksonville, Fla. (Stanton College Prep HS)
32	Chelsea Regins	6-2	F	So.	Broward, Fla. (Dillard HS)
33	Tiffany Blackmon	6-3	C	Sr.	Gastonia, NC (Hunter Huss HS)
35	Brigitte Ardossi	6-2	F	Sr.	Melbourne, Australia (Mac Robertson HS)
44	Jasmine Blain	6-2	G/F	Fr.	Atlanta, Ga. (North Cobb HS)
45	Sasha Goodlett	6-5	C	So.	Bolton, Miss. (Clinton HS)



Kellie Harper  
Head Coach

## NC State

February 7, 2010  
Reynolds Coliseum  
Raleigh, N.C.



Nikitta Gartrell

### Wolfpack's Quick Facts

Location: Raleigh, N.C.  
Founded: 1887  
Enrollment: 32,782  
Conference: Atlantic Coast  
Nickname: Wolfpack  
Colors: Red (PMS-186) and White  
Arena: Reynolds Coliseum (8,560)  
Chancellor: Dr. Jim Woodward  
Athletics Director: Lee Folwer  
2008-09 Record: 13-17  
2008-09 Conf. Record/Finish: 5-9/8th  
2008-09 Postseason: None  
Record vs. Virginia Tech: 9-0

SID: Annabelle V. Myers  
WBB Contact: Mark Kimmel  
SID Office Phone: (919) 515-1183  
E-Mail: mark\_kimmel@ncsu.edu  
Address: Box 8502, Raleigh, N.C. 27695  
Fax: (919) 515-3624  
Press Row: (919) 513-1220  
Web Site: www.GoPack.com  
Head Coach: Kellie Harper (Tennessee '99)  
Record at N.C. State (years): First year  
Assistants: Stephanie McCormick (Catawba '95), Jon Harper (Auburn '99), Richard Barron (Kenyon '91)

### 2009-10 Roster

No.	Name	Ht.	Pos.	Yr.	Hometown (Previous School)
00	Amber White	5-6	G	Sr.	Coatesville, Pa. (Coatesville HS)
2	Nikitta Gartrell	5-9	G	Sr.	Atlanta, Ga. (Benjamin E. Mays HS)
3	Kim Durham	5-5	G	So.	Apex, N.C. (Apex HS)
4	Tia Bell	6-3	F	Jr.	Washington, D.C. (H.D. Woodson HS)
11	Emilii Tasler	5-8	G	r-So.	Apex, N.C. (Apex HS)
15	Inga Muciniece	6-5	C	Sr.	Ventspils, Latvia (Barton County CC)
21	Brittany Strachan	6-3	F	Jr.	Kernersville, N.C. (Carver HS)
22	Bonae Holston	5-11	F	So.	Newport News, Va. (Heritage HS)
23	Marissa Kastanek	5-9	G	Fr.	Lincoln, Neb. (Lincoln Southeast HS)
24	Lucy Ellison	6-1	F	Sr.	Shiloh, Ga. (LaGrange Academy)
31	Sharnise Beal	5-9	G	Sr.	New Britain, Conn. (New Britain HS)
52	Hanna Halterman	6-4	C	r-So.	Pottstown, Pa. (Owen J. Roberts HS)





Cedric Baker  
Head Coach

## Savannah State

February 11, 2010  
Cassell Coliseum  
Blacksburg, Va.



Courtney Long

### Tigers' Quick Facts

Location: Savannah, Ga.  
Founded: 1890  
Enrollment: 3,800  
Conference: Independent  
Nickname: Lady Tigers  
Colors: Burnt Orange and Reflex Blue  
Arena: 6,000  
President: Dr. Earl G. Yarbrough, Sr.  
Interim Athletics Director: Bart Bellairs  
2008-09 Record: 9-22  
2008-09 Conf. Record/Finish: Independent  
2008-09 Postseason: None  
Record vs. Virginia Tech: First Meeting

SID: Opio Mashariki  
WBB Contact: Opio Mashariki  
SID Office Phone: (912) 356-2446  
E-Mail: mashariki@savannahstate.edu  
Address: Tiger Arena  
3219 College Street  
Savannah, Ga. 31404  
Fax: (912) 353-5287  
Press Row:  
Web Site: www.ssuathletics.com  
Head Coach: Cedrick Baker (Voorhees '90)  
Record at Savannah State (years): 51-120  
Assistants: Sonya Wilson, Billy Hamilton

### 2009-10 Roster

No.	Name	Pos.	Ht.	Yr.	Hometown
4	Kymerli Stamps	G	5-10	So.	Columbus, Ga.
5	Deanna Newton	G	5-4	Fr.	Mt. Pleasant, S.C.
10	Courtney Long	G	5-9	Jr.	Bowdon, Ga.
12	Ashlee Barley	G	5-7	So.	Columbus, Ga.
15	Crissa Jackson	G	5-7	So.	Harrisburg, Pa.
20	Alisha Nelson	F	6-2	So.	Phenix City, Ala.
21	Brittany Gilbert	G	5-9	Fr.	Albany, Ga.
22	Darice Fountain	F	5-11	Fr.	Wichita, Kan.
23	Latoya Ashley	F	5-10	So.	Augusta, Ga.
24	Carlita Johnson	F	6-0	So.	Fort Lauderdale, Fla.
25	Mattisha Mangum	G	5-6	Fr.	Durham, N.C.
32	Raven James	G	6-0	So.	Phenix City, Ala.
33	Treasure Monroe	G	5-4	Jr.	Kingsland, Ga.
34	Whitney Elliott	C	6-2	Fr.	Savannah, Ga.
50	Gabrielle Bennett	F	6-0	Fr.	Rock Hill, S.C.
55	Reynetta Phillips	C	6-7	Fr.	Marshall, Texas



Sue Semrau  
Head Coach

## Florida State

February 18, 2010  
Donald L. Tucker Center  
Tallahassee, Fla.



Jacinta Monroe

### Seminoles' Quick Facts

Location: Tallahassee, Fla.  
Founded: 1851  
Enrollment: 38,553  
Conference: Atlantic Coast  
Nickname: Seminolds  
Colors: Garnet and Gold  
Arena: Donald L. Tucker Civic Center (12,100)  
President: Dr. T.K. Wetherell  
Athletics Director: Randy Spetman  
2008-09 Record: 26-8  
2008-09 Conf. Record/Finish: 12-2/T-1st  
2008-09 Postseason: NCAA Second Round  
Final ranking: #12 (AP), #18 (USA Today/ESPN)  
Record vs. Virginia Tech: 16-9

SID: Tina Dechausay  
WBB Contact: Dave Schmidt  
SID Office Phone: (850) 644-4836  
E-Mail: dschmidt@fsu.edu  
Address: P. O. Box 2195  
Tallahassee, FL 32316  
Fax: (850) 644-4836  
Press Row: (850) 224-8790  
Web Site: www.seminoles.com  
Head Coach: Sue Semrau (California-San Diego '85)  
Record at Florida State (years): 205-160 (12)  
Associate Head Coach: Cori Close (UC Santa Barbara '93)  
Assistants: Angie Johnson (Louisville '91), Lance White (Texas Tech '96)

### 2009-10 Roster

No.	Name	Ht.	Pos.	Yr.	Hometown (Previous School)
00	Chasity Clayton	6-1	G/F	r-Fr.	Alexandria, Va. (Edison HS)
1	Angel Gray	5-9	G	Sr.	Stone Mountain, Ga. (Stone Mountain HS)
2	Alysha Harvin	5-10	G	Sr.	Dania, Fla. (South Broward HS)
3	Alexa Deluzio	5-9	G	r-Fr.	Windemere, Fla. (First Academy)
5	Christian Hunnicutt	5-10	G	Jr.	Jonesboro, Ga. (Landmark Christian HS)
10	Leonor Rodriguez	5-10	G	Fr.	Canary Islands, Spain (Guaydil HS)
12	Courtney Ward	5-7	G	Jr.	Montgomery, Ala. (Jefferson Davis HS)
22	Kayli Keough	6-1	F	So.	Land O'Lakes, Fla. (Land O'Lakes HS)
34	Chelsea Davis	6-3	F	Fr.	Townsend, Del. (Middletown HS)
50	Jacinta Monroe	6-4	F/C	Fr.	Ft. Lauderdale, Fla. (Stranaham HS)
54	Cierra Bravard	6-4	C	So.	Sandusky, Ohio (Perkins HS)



Sylvia Crawley  
Head Coach

## Boston College

February 21, 2010  
Cassell Coliseum  
Blacksburg, Va.



Carolyn Swords

### Eagles' Quick Facts

Location: Chestnut Hill, Mass.  
Founded: 1963  
Enrollment: 14,500  
Conference: Atlantic Coast  
Nickname: Eagles  
Colors: Maroon and Gold  
Arena: Silvio O. Conte Forum (8,606)  
President: Rev. William P. Leahy, S.J.  
Athletics Director: Gene DiFilippo  
2008-09 Record: 23-12  
2008-09 Conf. Record/Finish: 7-7/5th  
2008-09 Postseason: WNIT Final Four  
Record vs. Virginia Tech: 6-5

SID: Chris Cameron  
WBB Contact: Stephanie Tunnera  
SID Office Phone: (617) 552-3004  
E-Mail: tunnera@bc.edu  
Address: 140 Commonwealth Avenue  
Conte Forum 321  
Chestnut Hill, MA 02467  
Fax: (617) 552-4903  
Press Row: (617) 552-8989  
Web Site: www.bceagles.com  
Head Coach: Sylvia Crawley (North Carolina '94)  
Record at Boston College (years): 23-12 (1)  
Assistants: Stephanie Lawrence Yelton (North Carolina '96), Geoff Lanier (Southern Connecticut State '92), Angelita Forte (West Liberty State College '99)

### 2009-10 Roster

No.	Name	Pos.	Ht.	Yr.	Hometown (Previous School)
1	Ayla Brown	G/F	6-0	Sr.	Wrentham, Mass. (Noble & Greenough HS)
5	Kelsey Reynolds	G	5-9	Fr.	Mishawaka, Ind. (Penn HS)
10	Kerri Shields	G	5-9	Fr.	Radnor, Pa. (Arch Bishop Carroll HS)
11	Jaclyn Thomas	G	5-9	Jr.	Highlands Ranch, Colo. (Highlands Ranch HS)
22	Brittanny Johnson	G	5-8	rs-Sr.	Chicago, Ill. (Fenwick HS)
23	Jasmine Gill	G	6-1	So.	Greensboro, N.C. (Greensboro Page HS)
24	Mary Nwachukwu	F	6-2	Fr.	Rehoboth, Mass. (Dighton-Rehoboth HS)
30	Carolyn Swords	C	6-6	Jr.	Sudbury, Mass. (Lincoln-Sudbury HS)
32	Stephanie Murphy	F/C	6-4	Jr.	Londonderry, N.H. (Londonderry Senior HS)
33	Mickel Picco	G	5-7	Sr.	Austin, Texas (James Bowie HS)



Cristy McKinney  
Head Coach

## Clemson

February 25, 2010  
Cassell Coliseum  
Blacksburg, Va.



Lele Hardy

### Lady Tigers' Quick Facts

Location: Clemson, S.C.  
Founded: 1889  
Enrollment: 17,585  
Conference: Atlantic Coast  
Nickname: Lady Tigers  
Colors: Burnt Orange and Northwest Purple  
Arena: Littlejohn Coliseum (9,850)  
President: James F. Barker  
Athletics Director: Dr. Terry Don Phillips  
2008-09 Record: 14-17  
2008-09 Conf. Record/Finish: 2-12/12th  
2008-09 Postseason: None  
Record vs. Virginia Tech: 3-6

Assistant AD for Sports Information: Tim Bourett  
WBB Contact: Jeff Kallin  
SID Office Phone: (864) 656-1920  
E-Mail: KALLIN@clemson.edu  
Address: Jervay Athletic Building  
100 Perimeter Rd.  
Clemson, SC 29634  
Fax: (864) 656-0299  
Press Row: (864) 654-3326  
Web Site: www.clemsonladytigers.com  
Head Coach: Cristy McKinney (NC State '79)  
Record at Clemson (years): 46-75 (4)  
Assistants: A.G. Hall (NC Central '98), Todd Steelman (John Brown '89), Marla Brumfield (Rice '00)

### 2009-10 Roster

No.	Name	Ht.	Pos.	Yr.	Hometown (Previous School)
00	Chelsey Pinkstaff	5-9	G	So.	Knoxville, Tenn. (Christian Academy)
3	Bryelle Smith	5-8	G	So.	Raleigh, N.C. (Cary Academy)
4	Christy Brown	5-6	G	Sr.	Atlanta, Ga. (Holy Innocents' HS)
10	Kirstyn Wright	5-11	G	Jr.	Stone Mountain, Ga. (Stephenson HS)
11	Lele Hardy	5-10	G/F	Sr.	Spartanburg, S.C. (Spartanburg HS)
14	Keyra Gillespie	5-7	G	Fr.	Statesville, N.C. (Statesville HS)
21	April Parker	6-2	F/C	Sr.	Snellville, Ga. (Western Carolina Univ.)
22	Sthefany Thomas	5-9	G	Jr.	Wesley Chapel, Fla. (Wesley Chapel HS)
24	Jasmine Tate	6-1	F	Jr.	Birmingham, Ala. (Wenonah HS)
31	Lindsey Mason	6-4	F/C	So.	Woodstock, Ga. (Etowah HS)
32	Morganne Campbell	5-8	G	Sr.	Fairburn, Ga. (Sandy Creek HS)
33	Lindsay Welker	6-2	F	So.	Tifton, Ga. (Tift County HS)
34	Morgan McMin	5-11	G/F	So.	Hendersonville, N.C. (North Henderson HS)
44	Shaniqua Pauldo	6-3	C	So.	Macon, Ga. (Luella HS)



# The Hokies Travel Plans

## **VIRGINIA COMMONWEALTH**

Depart Sun., Nov. 15 for Richmond, Va. by bus.  
Return Mon., Nov. 16 following game by bus.  
Richmond Marriott  
500 East Broad Street  
Richmond, VA 23219  
Phone: 804-343-6909

## **JAMES MADISON**

Depart Sat., Nov. 21 for Harrisonburg, Va. by bus.  
Return Sun., Nov. 22 following game by bus.  
Courtyard Marriott  
1890 Evelyn Byrd Ave.  
Harrisonburg, VA 22801  
Phone: 540-432-3031

## **RADFORD**

Depart Wed., Nov. 25 for Radford, Va. by bus.  
Return Wed., Nov. 25 following game by bus.

## **ST. JOHN'S HOLIDAY INVITATIONAL**

Depart Fri., Dec. 18 from Roanoke Regional Airport  
for New York, NY  
Return Mon., Dec. 21 by plane  
LaGuardia Crowne Plaza  
104-04 Ditmars Boulevard  
East Elmhurst, NY 11369  
Phone: 718-457-6300

## **WAKE FOREST**

Depart Wed., Jan. 6 by bus for Winston-Salem, N.C.  
Return Thur., Jan. 7 following game by bus.  
Marriott  
425 North Cherry Street  
Winston-Salem, N.C. 27101  
Phone: 336-728-4026

## **DUKE**

Depart Wed., Jan. 20 for Durham, N.C. by bus.  
Return Thur., Jan. 21 following game by bus.  
Hilton Durham  
3800 Hillsborough Road  
Durham, N.C. 27705  
Phone: 919-383-8033

## **MIAMI**

Depart Sat., Jan. 23 from Roanoke Regional Airport  
for Coral Gables, Fla.  
Return Sun., Jan. 24 following game by plane.  
Double Tree-Coconut Grove / Courtyard Marriott  
2649 South Bayshore Drive  
Miami, FL 33133  
Phone: 786-866-8213

## **GEORGIA TECH**

Depart Sat., Jan. 30 from Roanoke Regional Airport  
for Atlanta, Ga.  
Return Sun., Jan. 31 following game by plane.  
Ritz Carlton  
181 Peachtree Street, NE  
Atlanta, GA 30303  
Phone: 404-348-5633

## **NC STATE**

Depart Sat., Feb. 6 for Raleigh, N.C. by bus.  
Return Sun., Feb. 7 following game by bus.  
Marriott Raleigh Crabtree Valley  
4500 Marriott Drive  
Raleigh, NC 27612  
Phone: 919-781-7000

## **FLORIDA STATE**

Depart Wed., Feb. 17 from Roanoke Regional Airport for Tallahassee,  
Fla. by bus.  
Return Thurs., Feb. 18 following game by plane.  
Hilton Garden Inn  
1330 South Blair Stone Road  
Tallahassee, FL 32301  
Phone: 850-893-8300

## **VIRGINIA**

Depart Sat., Feb. 27 for Charlottesville, Va. by bus.  
Return Sun., Feb. 28 following game by bus.  
Omni Hotel  
235 West Main Street  
Charlottesville, VA 22902  
Phone: 434-817-6639

## **ACC TOURNAMENT HEADQUARTERS**

Downtown Marriott  
304 North Greene Street  
Greensboro, NC 27401  
Phone: 336-379-8000



*The Hokies will travel to the 'Big Apple' to participate in the St. John's Holiday Invitational.*





# All-Time Series

Opponent	Record	Streak	Last Meeting
Air Force	1-0	Won 1	W 75-70 Nov. 27, 1991
Akron	2-0	Won 2	W 80-59 Dec. 28, 1998
Alabama	2-0	Won 2	W 72-59 Dec. 4, 2004
<b>Alabama-Birmingham</b>	<b>1-1</b>	<b>Won 1</b>	<b>W 77-71 Dec. 2, 2007</b>
American	1-1	Won 1	W 92-57 Dec. 4, 1981
Appalachian State	11-2	Won 3	W 75-55 Nov. 30, 1999
Auburn	1-5	Lost 1	#L 73-81 Mar. 22, 2007
<b>Boston College</b>	<b>8-5</b>	<b>Lost 3</b>	<b>L 62-73 Jan. 11, 2009</b>
Bradley	2-0	Won 2	W 76-62 Jan. 12, 1994
Bridgewater	2-1	Won 1	W 70-58 Dec. 6, 1978
Campbell	1-0	Won 1	W 70-59 Dec. 30, 1995
Carson Newman	1-0	Won 1	W 71-56 Dec. 19, 1980
Charleston	9-3	Won 8	W 77-50 Feb. 17, 1989
Cincinnati	12-10	Won 4	W 55-52 Feb. 23, 1991
Charlotte	12-9	Lost 1	L 55-76 Dec. 16, 2007
Chattanooga	3-0	Won 3	W 64-45 Dec. 3, 1994
<b>Clemson</b>	<b>4-5</b>	<b>Won 1</b>	<b>W 65-61 Jan. 28, 2009</b>
Colgate	2-0	Won 2	W 94-50 Dec. 30, 1987
Colorado State	1-0	Won 1	W 73-69 Dec. 19, 1993
Connecticut	1-10	Lost 9	L 56-79 Mar. 21, 2006
Cornell	1-0	Won 1	W 73-50 Dec. 29, 1996
Dartmouth	1-0	Won 1	W 80-73 OT Jan. 20, 2008
<b>Davidson</b>	<b>1-0</b>	<b>Won 1</b>	<b>W 87-62 Dec. 30, 2004</b>
Dayton	11-2	Won 1	W 68-63 Feb. 27, 2000
Delaware	2-0	Won 2	W 74-61 Dec. 20, 1985
Delaware State	1-0	Won 1	W 66-50 Nov. 18, 2006
DePaul	1-1	Lost 1	^L 78-79 Mar. 20, 2005
Detroit	1-1	Won 1	W 71-57 Dec. 29, 2006
Denver	2-0	Won 2	W 56-40 Nov. 25, 2005
Drexel	1-0	Won 1	W 92-41 Dec. 29, 1992
<b>Duke</b>	<b>2-13</b>	<b>Lost 11</b>	<b>L 46-62 Feb. 19, 2009</b>
Duquesne	7-3	Won 6	W 66-52 Dec. 29, 2002
Eastern Illinois	0-1	Lost 1	L 65-70 Nov. 24, 1990
East Carolina	4-2	Won 3	W 72-46 Dec. 30, 2007
East Tennessee State	9-7	Won 4	W 78-64 Dec. 18, 2006
Emory & Henry	2-0	Won 2	W 61-52 Dec. 9, 1977
Evansville	1-0	Won 1	W 79-59 Nov. 29, 2005
Florida	0-2	Lost 2	^L 57-89 Mar. 16, 1998
Florida International	0-1	Lost 1	L 70-79 Nov. 29, 2002
<b>Florida State</b>	<b>9-16</b>	<b>Lost 3</b>	<b>L 63-67 Jan. 8, 2009</b>
Fordham	8-0	Won 8	W 80-67 Jan. 6, 2005
Furman	3-0	Won 3	W 82-49 Dec. 29, 2007
Gardner Webb	2-0	Won 2	W 76-39 Dec. 28, 2001
<b>George Mason</b>	<b>4-2</b>	<b>Won 2</b>	<b>W 69-52 Nov. 23, 2008</b>
George Washington	9-10	Won 1	#W 68-52 Mar. 16, 2002
Georgetown	3-2	Lost 1	L 50-70 Jan. 17, 2004
Georgia	0-3	Lost 3	L 60-65 Nov. 17, 1999
Georgia Southern	1-0	Won 1	W 84-61 Dec. 20, 1983
Georgia State	1-0	Won 1	W 80-56 Mar. 16, 2000
<b>Georgia Tech</b>	<b>4-2</b>	<b>Lost 2</b>	<b>L 68-73 OT Feb. 26, 2009</b>
Hampton	3-0	Won 3	W 83-43 Dec. 29, 2001
High Point	2-0	Won 2	W 103-64 Nov. 11, 2007
Houston	0-1	Lost 1	#L 72-77 OT Mar. 23, 2002
Howard	3-0	Won 3	W 97-78 Nov. 12, 2006
<b>IUPUI</b>	<b>0-1</b>	<b>Lost 1</b>	<b>L 52-64 Dec. 19, 2008</b>
Illinois	0-1	Lost 1	L 66-68 Nov. 30, 1991
Iona	1-0	Won 1	W 50-49 Jan. 22, 1999
Iowa	1-0	Won 1	^W 89-76 Mar. 21, 2004
Iowa State	1-1	Lost 1	L 69-75 Nov. 24, 2006
<b>James Madison</b>	<b>22-12</b>	<b>Won 9</b>	<b>W 72-70 OT Dec. 14, 2008</b>
Kentucky	1-1	Won 1	W 76-66 Feb. 19, 1989
<b>Lafayette</b>	<b>1-0</b>	<b>Won 1</b>	<b>W 66-44 Dec. 29, 2008</b>
Lamar	0-1	Lost 1	L 54-71 Nov. 23, 1990
LaSalle	7-4	Won 6	W 64-57 Feb. 24, 2000
Lenoir Rhyne	0-1	Lost 1	L 73-87 Feb. 1, 1979
<b>Liberty</b>	<b>14-1</b>	<b>Lost 1</b>	<b>L 43-45 Dec. 30, 2008</b>
<b>Longwood</b>	<b>4-1</b>	<b>Won 3</b>	<b>W 73-57 Jan. 25, 2009</b>
Louisiana State	1-2	Lost 2	L 40-70 Nov. 14, 2006
Louisville	17-15	Won 4	W 68-60 Feb. 26, 1995
Loyola (Md.)	1-0	Won 1	W 58-55 Dec. 30, 1996
Maine	1-0	Won 1	W 79-68 Dec. 29, 2000
Marshall	8-1	Won 8	W 84-78 Dec. 30, 1992
<b>Maryland</b>	<b>5-5</b>	<b>Lost 4</b>	<b>L 79-96 Jan. 18, 2009</b>
Maryland-Baltimore Co.	1-0	Won 1	W 89-36 Dec. 29, 1997
Massachusetts	4-5	Lost 1	L 54-58 Mar. 4, 2000
Memphis	8-11	Won 7	W 77-73 Feb. 2, 1991
Mercer	2-0	Won 2	W 117-84 Feb. 16, 1987
<b>Miami</b>	<b>5-6</b>	<b>Lost 1</b>	<b>L 56-59 Feb. 12, 2009</b>
Miami (Ohio)	1-0	Won 1	W 77-60 Nov. 21, 2003
Michigan	0-1	Lost 1	L 63-79 Nov. 29, 1996

Opponent	Record	Streak	Last Meeting
Michigan State	1-0	Won 1	W 50-36 Nov. 25, 2000
Minnesota	1-1	Won 1	W 68-62 Nov. 30, 2007
Mississippi	0-2	Lost 2	L 57-60 Dec. 29, 1987
Mississippi State	4-1	Won 2	W 63-56 Nov. 29, 2003
Missouri	1-0	Won 1	W 82-51 Mar. 19, 2006
Morehead State	6-0	Won 6	W 77-64 Feb. 3, 2007
Norfolk State	3-2	Won 3	W 73-37 Jan. 12, 1981
<b>North Carolina</b>	<b>2-11</b>	<b>Lost 8</b>	<b>L 59-79 Jan. 10, 2008</b>
<b>North Carolina A&amp;T</b>	<b>1-0</b>	<b>Won 1</b>	<b>W 85-56 Dec. 5, 2007</b>
<b>North Carolina Central</b>	<b>1-0</b>	<b>Won 1</b>	<b>W 81-45 Nov. 20, 2008</b>
<b>North Carolina State</b>	<b>0-9</b>	<b>Lost 9</b>	<b>L 46-57 Feb. 1, 2009</b>
Northwestern	1-1	Lost 1	L 64-70 Dec. 20, 1986
Northwestern State (La.)	1-0	Won 1	W 71-46 Nov. 24, 2001
UNC Asheville	1-0	Won 1	W 85-47 Dec. 28, 2000
<b>UNC Greensboro</b>	<b>7-1</b>	<b>Won 6</b>	<b>W 59-53 Nov. 14, 2008</b>
Northern Arizona	0-1	Lost 1	L 50-80 Dec. 19, 1995
Notre Dame	1-5	Lost 1	L 40-53 Jan. 10, 2004
Ohio	1-3	Lost 1	L 66-67 OT Nov. 28, 1994
Oklahoma State	1-0	Won 1	W 83-77 Dec. 20, 1994
Old Dominion	6-19	Won 1	W 76-69 Nov. 22, 2005
Oregon	0-1	Lost 1	L 53-73 Nov. 27, 1999
Penn State	0-1	Lost 1	^L 48-61 Mar. 23, 2004
Pittsburgh	5-2	Won 5	W 85-55 Feb. 28, 2004
Prairie View A&M	1-0	Won 1	W 74-66 Nov. 24, 2007
<b>Presbyterian</b>	<b>1-0</b>	<b>Won 1</b>	<b>W 64-31 Jan. 5, 2009</b>
Providence	5-1	Won 3	W 77-56 Feb. 21, 2004
Purdue	0-1	Lost 1	^L 62-80 Mar. 24, 2003
Queens College	1-0	Won 1	W 100-51 Dec. 27, 1981
<b>Radford</b>	<b>20-9</b>	<b>Won 1</b>	<b>W 78-54 Nov. 18, 2008</b>
Randolph-Macon	1-0	Won 1	W 76-64 Jan. 30, 1986
Rhode Island	4-2	Won 4	W 68-37 Mar. 3, 2000
Richmond	5-4	Won 4	W 54-47 Dec. 4, 2005
Roanoke College	3-0	Won 2	W 103-67 Feb. 20, 1982
Robert Morris	1-0	Won 1	W 76-67 Dec. 21, 2007
Rutgers	2-4	Lost 2	L 43-56 Jan. 7, 2004
St. Bonaventure	5-1	Won 4	W 73-56 Feb. 17, 2000
St. Francis (Pa.)	1-0	Won 1	W 77-62 Dec. 12, 2004
<b>St. Joseph's (Pa.)</b>	<b>4-1</b>	<b>Won 4</b>	<b>W 66-63 Nov. 28, 2008</b>
St. John's	4-2	Won 4	W 69-38 Mar. 2, 2004
St. Mary's (Calif.)	1-0	Won 1	W 68-58 Nov. 28, 1997
St. Peter's (N.J.)	1-0	Won 1	^W 73-48 Mar. 13, 1999
Seton Hall	5-0	Won 5	W 48-42 Feb. 18, 2004
Siena	0-1	Lost 1	L 64-69 Dec. 30, 1997
South Carolina	6-15	Lost 1	L 51-66 Feb. 16, 1991
<b>USC Upstate</b>	<b>1-0</b>	<b>Won 1</b>	<b>W 68-62 OT Feb. 2, 2009</b>
South Florida	8-1	Won 2	W 85-69 Feb. 19, 1995
Southern California	0-1	Lost 1	L 64-65 Nov. 23, 2007
<b>Southern Methodist</b>	<b>1-1</b>	<b>Lost 1</b>	<b>L 56-63 Dec. 20, 2008</b>
Southern Mississippi	11-19	Won 1	W 105-40 Dec. 28, 2004
Southern Utah	1-0	Won 1	W 63-55 Nov. 26, 1999
Southwest Missouri State	0-1	Lost 1	L 45-61 Nov. 17, 1994
Stetson	0-1	Lost 1	L 77-83 Nov. 24, 1995
Syracuse	4-2	Won 4	W 75-60 Jan. 31, 2004
Tennessee	0-7	Lost 7	^L 52-68 Mar. 20, 1999
Tennessee-Martin	1-0	Won 1	W 87-55 Dec. 28, 2002
Tennessee Tech	1-1	Won 1	W 87-52 Nov. 25, 2006
Texas A&M-Corpus Christi	1-0	Won 1	W 76-64 Dec. 29, 2005
Texas-San Antonio	1-0	Won 1	W 84-59 Dec., 20, 2007
Texas Tech	2-1	Won 2	W 69-62 Dec. 20, 2005
Towson	1-0	Won 1	W 92-61 Dec. 29, 1990
Tulane	9-8	Won 1	W 77-65 Feb. 12, 1995
Valparaiso	1-0	Won 1	W 64-57 Nov. 19, 2004
<b>Vanderbilt</b>	<b>0-2</b>	<b>Lost 2</b>	<b>L 43-72 Nov. 29, 2008</b>
Vermont	1-0	Won 1	#W 76-48 Mar. 20, 2002
Villanova	3-4	Won 1	W 63-50 Jan. 14, 2004
<b>Virginia</b>	<b>8-33</b>	<b>Lost 6</b>	<b>L 57-66 Mar. 5, 2009</b>
Virginia Commonwealth	17-7	Lost 2	L 60-65 Feb. 17, 1997
Virginia State	2-3	Won 2	W 62-45 Dec. 11, 1980
Virginia Union	2-3	Lost 2	L 51-55 Feb. 21, 1981
<b>Wake Forest</b>	<b>8-5</b>	<b>Won 1</b>	<b>W 79-55 Feb. 22, 2009</b>
Washington State	1-0	Won 1	W 72-50 Nov. 30, 2002
West Virginia	11-5	Won 1	W 60-56 Nov. 13, 2006
West Virginia State	1-0	Won 1	W 93-40 Nov. 25, 1989
West Virginia Wesleyan	2-0	Won 2	W 100-46 Nov. 18, 1980
Western Carolina	3-0	Won 3	#W 74-64 Mar. 17, 2007
Western Michigan	2-0	Won 2	W 69-65 Dec. 19, 2005
William & Mary	11-2	Lost 1	L 41-64 Nov. 28, 2006
Wingate	1-0	Won 1	W 58-43 Dec. 1, 1992
<b>Winston-Salem State</b>	<b>2-0</b>	<b>Won 2</b>	<b>W 67-43 Nov. 14, 2007</b>
Winthrop	2-0	Won 2	W 75-45 Dec. 6, 1994
<b>Wisconsin</b>	<b>1-1</b>	<b>Lost 1</b>	<b>L 52-61 Dec. 4, 2008</b>
Wofford	1-0	Won 1	W 75-60 Nov. 27, 2007
Xavier	2-9	Lost 3	L 46-68 Feb. 10, 2000
Yale	1-0	Won 1	W 95-66 Jan. 9, 1982
Youngstown State	0-1	Lost 1	L 81-92 Jan. 18, 1992

2008-09 opponents in **Bold** - ^NCAA Tournament game - #WNIT game

All-Time Series



# Year-by-Year vs. 2009-10 Opponents

## ALA.-BIRMINGHAM (1-1)

Dec. 21, 20006	aL	59-70
Dec. 2, 2007	hW	77-71

## BOSTON COLLEGE (8-5)

Dec. 29, 1989	hW	74-65
Jan. 17, 2001	aW	64-52
Feb. 18, 2001	hL (OT)	59-65
Jan. 9, 2002	hW	73-52
Feb. 16, 2003	aL	47-65
Mar. 9, 2003	nW (OT)	74-70
Jan. 24, 2004	hW	80-64
Jan. 8, 2006	hW	67-62
Feb. 23, 2007	aW	67-52
Mar. 1, 2007	nW (OT)	60-54
Jan. 3, 2008	hL	53-63
Mar. 6, 2008	nL	47-57
Jan. 11, 2009	aL	62-73

## CENTRAL CONNECTICUT (0-0)

First Meeting

## CHARLOTTE (12-9)

Jan. 13, 1979	hL	65-67
Jan. 26, 1980	hL	61-66
Jan. 14, 1981	aL	67-69
Feb. 8, 1983	aW	66-60
Nov. 23, 1985	hW	92-65
Feb. 24, 1986	aL	62-71
Feb. 4, 1988	aL	55-69
Feb. 21, 1989	aW	78-57
Jan. 18, 1992	hL	53-75
Mar. 7, 1992	aL	57-86
Mar. 11, 1992	nW	67-61
Feb. 1, 1993	aL	44-81
Mar. 4, 1993	hW	76-70
Feb. 3, 1994	hW	65-53
Mar. 3, 1994	aW	60-37
Mar. 9, 1994	nW	63-55
Jan. 20, 1995	hW	68-55
Feb. 3, 1995	aW	63-54
Dec. 30, 1999	hW	72-61
Dec. 2, 2006	hW	80-68
Dec. 16, 2007	aL	55-76

## CLEMSON (4-5)

Dec. 29, 1984	aL	90-101
Nov. 27, 1985	hL	76-77
Dec. 18, 2000	aL	59-80
Jan. 3, 2002	hW	68-58
Jan. 20, 2005	aW	81-66
Feb. 9, 2006	hW	82-70
Feb. 11, 2007	aL	69-73
Jan. 17, 2008	hL	73-84
Jan. 28, 2009	aW	65-61

## DUKE (2-13)

Jan. 24, 1981	hW	66-65
Dec. 11, 1981	aL	58-71
Dec. 5, 1992	aL	63-85
Nov. 15, 1998	aW	72-70
Dec. 8, 1999	hL	61-70
Jan. 9, 2005	aL	67-88
Feb. 6, 2006	hL	62-73
Feb. 22, 2006	aL	51-93
Mar. 3, 2006	nL	56-69
Jan. 7, 2007	hL	54-86
Jan. 29, 2007	aL	65-75
Feb. 1, 2008	aL	50-85
Feb. 22, 2008	hL	60-72
Jan. 16, 2009	hL	52-57
Feb. 19, 2009	aL	46-62

## ELON (0-0)

First Meeting

## FLORIDA STATE (9-16)

Dec. 17, 1979	aL	57-67
Feb. 9, 1980	aW	77-54
Jan. 16, 1982	hL	82-93
Feb. 4, 1984	hW	68-63
Jan. 6, 1985	aL	77-85
Mar. 3, 1985	nW	86-65
Jan. 4, 1986	hW	73-68
Jan. 3, 1987	hW	91-78
Jan. 31, 1987	aL	65-70
Mar. 5, 1987	hW	68-67

Jan. 30, 1988	aL	59-61
Feb. 20, 1988	hW	97-81
Jan. 21, 1989	hW	68-67
Jan. 28, 1989	aL	66-69
Jan. 6, 1990	hL	64-68
Feb. 3, 1990	aL	52-69
Jan. 7, 1991	hL	64-78
Feb. 18, 1991	aL	53-76
Nov. 26, 2000	aL	57-77
Jan. 24, 2005	hL (20T)	78-81
Feb. 19, 2005	aL (30T)	83-94
Feb. 13, 2006	aW	76-69
Jan. 15, 2007	hL	60-70
Jan. 6, 2008	aL	63-67
Jan. 8, 2009	hL	63-67

## GEORGE MASON (4-2)

Dec. 13, 1986	aW	80-64
Jan. 23, 1989	hW	67-49
Dec. 6, 1989	aL	54-69
Dec. 30, 1990	hL	56-57
Dec. 21, 1998	hW	66-57
Nov. 23, 2009	aW	69-52

## GEORGIA TECH (4-2)

Mar. 22, 2003	nW	61-59
Feb. 16, 2005	hW	73-48
Feb. 19, 2006	aW	70-54
Feb. 5, 2007	hW	73-68
Feb. 29, 2008	aL	43-76
Feb. 25, 2009	hL (OT)	68-73

## JAMES MADISON (22-12)

Feb. 19, 1977	hW	56-46
Mar. 3, 1977	nL	37-47
Feb. 16, 1978	aL	47-66
Jan. 30, 1979	hW	57-49
Mar. 1, 1979	hL	64-66
Jan. 29, 1980	aW	62-55
Jan. 28, 1981	hW	66-58
Mar. 6, 1981	aW	71-65
Feb. 10, 1982	aW	85-74
Feb. 16, 1983	hW	57-47
Feb. 21, 1984	aL	59-72
Jan. 21, 1985	hW	73-62
Feb. 5, 1986	aL	59-81
Jan. 15, 1987	hW	63-61
Jan. 25, 1988	aL	39-79
Dec. 10, 1988	hL	49-72
Feb. 17, 1990	aW (OT)	53-50
Jan. 21, 1991	hL	48-64
Feb. 17, 1992	aL	62-75
Feb. 9, 1993	hW	81-60
Jan. 25, 1994	aW	74-60
Jan. 23, 1995	hW	68-54
Jan. 11, 1996	aL	58-75
Dec. 5, 1996	hL	54-56
Dec. 21, 1997	aL	70-77
Nov. 24, 1998	hW	72-54
Dec. 2, 1999	aW	66-50
Nov. 21, 2000	hW	78-60
Dec. 21, 2001	aW	70-47
Dec. 7, 2002	hW (OT)	77-73
Dec. 21, 2003	aW	60-53
Nov. 23, 2004	aW	80-67
Nov. 20, 2005	hW	86-71
Dec. 14, 2008	hW (OT)	72-70

## LONGWOOD (5-1)

Jan. 25, 1977	hW	59-47
Feb. 7, 1978	aL	59-68
Feb. 15, 1979	hW	81-55
Feb. 15, 1980	aW	75-58
Dec. 28, 2005	hW	89-70
Jan. 25, 2009	hW	73-57

## MARYLAND (5-5)

Nov. 15, 1994	aW	68-53
Mar. 18, 2000	hL (OT)	60-68
Dec. 11, 2002	aW	60-57
Dec. 13, 2003	hW	63-43
Jan. 2, 2005	hW	77-67
Feb. 24, 2005	aW	87-79
Jan. 23, 2006	hL	62-68
Feb. 8, 2007	aL	59-78
Feb. 4, 2008	hL (OT)	71-74
Jan. 18, 2009	aL	79-96

## U OF MD-BALTIMORE (0-1)

Dec. 29, 1997	hW	89-36
---------------	----	-------

## MICHIGAN (0-1)

Nov. 29, 1996	nL	63-79
---------------	----	-------

## MIAMI (5-6)

Jan. 7, 2001	hW	64-51
Feb. 5, 2002	hW	72-60
Feb. 20, 2002	aL	53-55
Jan. 28, 2003	aL (OT)	66-67
Feb. 14, 2004	hL	56-65
Feb. 6, 2005	aL	67-78
Feb. 27, 2005	hW	90-45
Jan. 29, 2006	aL	62-77
Jan. 25, 2007	hW	78-71
Feb. 11, 2008	aW (OT)	81-73
Feb. 12, 2009	hL	56-59

## MOUNT ST. MARY'S (0-0)

First Meeting

## NORTH CAROLINA (2-12)

Nov. 28, 1979	aL	73-82
Feb. 13, 1981	hW	76-74
Feb. 21, 1983	aL	83-103
Dec. 30, 1983	nL	52-73
Dec. 1, 1984	nW	74-73
Dec. 4, 1985	aL	73-75
Dec. 19, 1991	aL	62-76
Dec. 30, 1994	hL	52-57
Feb. 11, 2005	aL	67-93
Feb. 17, 2006	hL	75-84
Jan. 4, 2007	aL	68-102
Mar. 2, 2007	nL	60-90
Jan. 10, 2008	hL	59-79
Feb. 5, 2009	aL	77-93

## NC CENTRAL (1-0)

Nov. 20, 2008	hW	81-45
---------------	----	-------

## NC STATE (0-9)

Nov. 24, 1980	aL	68-94
Jan. 25, 1982	hL	47-48
Dec. 6, 1982	aL	63-79
Dec. 31, 1983	nL	63-64
Jan. 17, 2005	hL (OT)	75-76
Jan. 2, 2006	aL	44-65
Feb. 18, 2007	hL	63-68
Jan. 25, 2008	aL	50-60
Feb. 1, 2009	hL	46-57

## NJIT (0-0)

First Meeting

## RADFORD (20-9)

Jan. 12, 1977	aL	50-60
Jan. 24, 1978	hL	52-73
Feb. 20, 1978	aL	68-81
Feb. 14, 1979	hL	60-66
Feb. 23, 1980	aW	63-62
Nov. 28, 1981	hW	81-63
Dec. 9, 1982	aW	73-63
Feb. 27, 1985	hW	71-64
Feb. 18, 1986	aL	81-86
Dec. 6, 1986	hW	64-55
Feb. 10, 1988	aW	77-74
Mar. 1, 1989	hW	71-59
Feb. 28, 1990	aW	66-54
Feb. 21, 1991	hW	87-49
Feb. 12, 1992	aL	72-75
Jan. 20, 1993	hW	81-68
Feb. 1, 1994	aW	72-63
Dec. 1, 1994	hW	72-42
Nov. 29, 1995	aL	64-81
Dec. 11, 1996	hL	83-84
Dec. 10, 1997	aW	84-67
Nov. 22, 1998	hW	86-52
Jan. 2, 2000	aW	66-42
Dec. 9, 2000	hW	71-45
Dec. 12, 2001	aW	80-46
Dec. 31, 2002	hW	78-56
Dec. 7, 2005	aW	58-52
Nov. 10, 2006	hL	60-67
Nov. 18, 2008	hW	78-54

## SAVANNAH STATE (0-0)

First Meeting

## ST. JOHN'S (4-2)

Dec. 27, 1982	aL	60-64
Dec. 1, 1989	nL	67-78
Feb. 27, 2001	aW	62-54
Jan. 19, 2002	hW	69-50

Mar. 4, 2003	aW	69-53
Mar. 2, 2004	hW	69-38

## TEXAS-ARLINGTON (0-0)

First Meeting

## VIRGINIA (8-33)

Dec. 9, 1976	aL	52-54
Feb. 23, 1977	hL	58-67
Jan. 9, 1978	aL	39-54
Mar. 3, 1978	nL	38-58
Jan. 17, 1979	hL	58-64
Jan. 14, 1980	nL	38-48
Jan. 3, 1981	nL	43-58
Mar. 7, 1981	nL	41-49
Feb. 6, 1982	nW	63-56
Jan. 8, 1983	aL	66-70
Jan. 4, 1984	nL	70-88
Jan. 16, 1985	aL	62-74
Dec. 10, 1985	nL	58-87
Dec. 9, 1986	aL	43-73
Dec. 8, 1987	hL	57-74
Nov. 29, 1988	aL	73-75
Jan. 3, 1989	hL	77-79
Nov. 28, 1990	aL	44-93
Dec. 8, 19		







Virginia Tech has a long, proud tradition of success, including 19 winning seasons, 12 postseason appearances and nine trips to the NCAA Tournament.

# HISTORY &






Renee  
Dennis



Taiqua  
Brittingham



Tere  
Williams


# RECORDS





# Hokie Hoops History

From a humble beginning more than 30 years ago, Virginia Tech women's basketball has developed into one of the nation's top college programs



*Renee Dennis is Tech's all-time leading scorer with 1,791 points.*

## THE BEGINNINGS

Women's basketball at Virginia Tech began in 1970 as a club sport under the direction of coach Ganna Roberts. John Ristroph coached the squad during the 1972-73 season. In 1973, Joe Sgro, a professor at Tech, took over the team until 1976 when John Wetzel was named head coach. The team gained full varsity status beginning with the 1976-77 season.

## TECH'S VARSITY COACHES

The Hokies' first varsity coach was former Tech player and former assistant coach of the NBA's Portland Trail Blazers, John Wetzel. He played on the men's team from 1963-66 and then went on to play pro ball with the Lakers, Suns and Hawks before coming back to Tech to finish his education and coach the women's squad. In his first and only season, his team recorded a 7-9 record.

Taking over for Wetzel in 1977 was Carolyn Owen, whose team registered an 8-16 mark. In 1978, Carol Alfano came on the scene and, in just her second season, guided the Tech women to their first winning record. Bonnie Henrickson became the Hokies' fourth head coach in 1997, taking over for Alfano, who served as Tech's coach for 19 seasons.

Beth Dunkenberger became head coach in 2004 and has guided Tech to the postseason three times while at the helm. The Hokies received bids to the NCAA Tournament in 2005 and 2006 and advanced to the WNIT Third Round in 2007.

## FIRST SCHOLARSHIP PLAYERS

The first women's basketball player to earn any kind of scholarship was Helena Flannagan in 1977, when she received partial aid. Kim Albany (1978-82), who was recruited by Owen, was Tech's first full scholarship player. Also in 1978, Sis Spriggs received a full grant, and partials went to Donna Cooper, Pauline Landis and Sandy Berry.

## RETIRED JERSEY

Renee Dennis' No. 44 jersey was retired at the conclusion of her career in 1987. Dennis, from Bridgeport, Conn., is one of only 14 athletes in Tech athletic history to have his or her jersey retired. She was the first female athlete to receive that honor and one of only three so far in Hokie history.

The others to have their jerseys retired are head football coach Frank Beamer, football players Cornell Brown, Carroll Dale, Jake Grove, Frank Loria, Jim Pyne, Bruce Smith and Michael Vick,

men's basketball stars Dell Curry, Vernell "Bimbo" Coles, Allan Bristow and Ace Custis, baseball coach Chuck Hartman, baseball player Johnny Oates and volleyball standout Lisa Pikalek.

## PROFESSIONAL PLAYERS

Dennis played professionally in Australia, where she was her division's Player of the Year in 1989-90. Wendy Sanders played professionally in Belgium.

Tere Williams became the first Hokie to be selected in the WNBA Draft, when she was picked in the third round by the Phoenix Mercury. Ieva Kublina was drafted in the third round (31st overall) in the 2004 draft by the Indiana Fever.

At the conclusion of the 2005-06 season, the Hokies' Kerri Gardin was selected in the third round (34th overall) of the WNBA Draft by the Chicago Sky.

Nare Diawara was drafted in the third round (30th overall) of the 2007 WNBA Draft by the San Antonio Silver Stars.

Gardin, who played overseas following her collegiate career, became the first Tech player to play and start in a WNBA regular season game in 2008 as a member of the Connecticut Sun.

Dawn Chriss, along with Diawara, Kublina and Williams are currently playing professionally in Europe. Kublina competed in the 2008 Summer Olympics in Beijing, China, and Diawara led her Malian National Team to the 20th African Nations Championship in Dakar, Senegal. However, Diawara missed the Olympics due to injury.

## ACADEMIC EXCELLENCE

Christi Osborne was named to the CoSIDA Academic All-America first team in 1994-95 and was a second-team member in 1993-94. Brittany Cook was selected to the third team in 2008 as was Laura Haskins in 2009. Several Hokies have been named to the CoSIDA District III Academic All-America team, including Amy Byrne (1988-89), Christi Osborne (1992-93, 1993-94, 1994-95), Maria Albertsson (1997-98, 1998-99), Amy Wetzel (1998-99, 1999-00), Sarah Hicks (2001-02), Erin Gibson (2003-04, 2004-05), Ieva Kublina (2003-04), Carrie Mason (2004-05, 2005-06), Brittany Cook (2007-08) and Laura Haskins (2007-08, 2008-09). Osborne also was a recipient of the Rawlings Scholarship Award (1994-95). Haskins was selected as the first winner of the Kay Yow Award as the ACC Women's Basketball Scholar Athlete of the Year.

## BEST OF THE METRO

The Virginia Tech women's basketball team won two championships as a member of the Metro Conference. Tech won the 1994 Metro Conference Tournament by knocking off Virginia Commonwealth, UNC Charlotte and Southern Miss in succession. The Hokies captured the 1995 Metro regular-season championship with a 10-2 league record.

## ATLANTIC 10 CHAMPS

The Hokies captured the Atlantic-10 Conference Tournament championship in 1998 with a thrilling 66-64 overtime win over host Massachusetts. Virginia Tech won the Atlantic-10 regular-season title in 1998-99 with a 15-1 league record.

## NATIONAL HONORS

Williams and Lisa Witherspoon were named



as honorable mentions to the 1999 Associated Press All-America teams. In 1995, Jenny Root was an honorable mention selection to the Kodak All-America team. The Women's Basketball News Service named Tere Williams to the 1998 Freshman All-America third team. In 2008, Brittany Cook was a third-team selection to the *ESPN The Magazine* All-America team.

### ALL-ATLANTIC COAST CONFERENCE

Kerri Gardin represented Virginia Tech on the All-Atlantic Coast Conference team, earning honorable mention honors during the 2004-05 season. Gardin averaged a double-double against the rest of the league, with 12.2 points per game during ACC play, while pulling down 10.1 rebounds a contest. Both were team-highs during the conference slate.

Gardin again earned all-conference honors during the 2005-06 season. She was second on the team in scoring with 12.4 points per game, and she led the league in rebounds per contest, pulling down 10.0 per game.

Kirby Copeland was an honorable mention selection for the 2006-07 season. Copeland led the team in scoring (15.0), assists (146) and steals (68).

Brittany Cook, after leading the ACC in scoring, was named to the 2007-08 all-conference second team.

### ALL-BIG EAST CONFERENCE

Williams was the first Hokie to be selected for All-BIG EAST honors after being named to the all-conference second team following the 2000-01 season. Ieva Kublina was selected as the 2001-02 BIG EAST Most Improved Player and was named to the all-conference second team. Sarah Hicks was a member of the 2001-02 all-conference third team. Kublina became the first Tech player to be named to the All-BIG EAST first team in 2002-03, and Carrie Mason was named to the 2003 BIG EAST

All-Rookie team. Kublina was selected to the 2004 All-BIG EAST second team.

### ALL-ATLANTIC 10 CONFERENCE

The Hokies were well represented on the All-Atlantic 10 Conference teams during their five years in the league. Michelle Houseright was the first Virginia Tech player named to the All-Atlantic 10 team in 1996 as a second-team selection and Lisa Witherspoon was a second-team pick in 1999. Other Hokies named to the team include Tere Williams, a first-team selection in 1999 and 2000 and a second-team member in 1998; Wetzel, a second-team choice in 1999 and 2000; and Chrystal Starling, a member of the third team in 2000.

### ALL-METRO CONFERENCE

In 14 seasons as a Metro Conference member, Virginia Tech placed 12 players on the all-conference team, including Jenny Root, who was honored as the 1994-95 Metro Player of the Year. Hokies named to the first team include Taiqua Brittingham (1984), Renee Dennis (1986, '87), Susan Walvius (1986), Amy Byrne (1989) and Root (1994, '95). Second-team selections include Angie Kelly (1986), Maureen Donovan (1987), Michelle Bain (1988), Amy Byrne (1989), Missy Sallade (1989, '90), Jeni Garber (1991), Lisa Griffith (1992), Christi Osborne (1993, '94, '95) and Root (1993).

### TOURNAMENT STARS

Virginia Tech players have left their mark in postseason play through the years. Ieva Kublina was named to the 2003 BIG EAST All-Tournament team and to the 2002 WNIT All-Tournament team. Tere Williams (1998) and Amy Wetzel (1999) were named to the All-Atlantic 10 Tournament team, as was Michelle Houseright (1998). Christi Osborne was a three-time member of the All-Metro Tournament



*Jenny Root was the 1995 Metro Conference Player of the Year.*

team (1992, '93, '94) and was selected as the 1994 Most Valuable Player. Two-time All-Metro tournament members include Taiqua Brittingham (1983-84), Renee Dennis (1986-87), Jeni Garber (1988-89) and Sue Logsdon (1993-94).

### FRESHMAN PHENOMS

Freshmen have made an immediate impact on the women's basketball program through the years. Andrea Barbour was a member of the 2007-08 ACC All-Freshman team, and Carrie Mason was named as a 2002-03 honorable mention selection to the WomensCollegeHoops.com All-American Freshman team and was a member of the BIG EAST All-Rookie Team. Williams was named to the 1998 Women's Basketball News Service Freshman All-American third team as well as being named Atlantic 10 Co-Rookie of the Year. Virginia Tech placed one player on the Atlantic 10 All-Rookie team in each of its five seasons in the league. Three Hokies, Garber (1988-89), Logsdon (1990-91) and Osborne (1991-92), were named to the Metro Conference All-Rookie team.

### 1,000-POINT CLUB


Twenty-one Virginia Tech women's basketball players have reached the 1,000-point plateau, with the most recent being Brittany Cook, who joined the club during the 2007-08 season. Renee Dennis, Tech's all-time leading scorer, totaled 1,791 points during her Tech career. Other Hokies who have reached the 1,000-point plateau are: Tere Williams (1,750), Ieva Kublina (1,647), Jenny Root (1,582), Christi Osborne (1,500), Amy Wetzel (1,444), Carrie Mason (1,369), Chrystal Starling (1,340), Amy Byrne (1,291), Susan Walvius (1,161), Robin Lee (1,147), Dawn Chriss (1,121), Erin Gibson (1,117), Michelle Houseright (1,112), Kirby Copeland (1,094), Sarah Hicks (1,092), Angie Kelly (1,092), Michelle Bain (1,068), Kerri Gardin (1,061), Lisa Griffith (1,033) and Brittany Cook (1,006).



*Kerri Gardin was a member of the 2006 All-ACC team.*



# Postseason Appearances



*Tere Williams and the Hokies won a first round game in the 2001 NCAA Tournament before losing to Texas Tech in Lubbock, Texas.*

## 1994 NCAA

• Virginia Tech had a 24-5 record and captured the Metro Conference Tournament title and advanced to the Hokies' first NCAA Tournament. Tech was seeded eighth in the East Region and played host to Auburn in a first-round game at Cassell Coliseum. Auburn, on the strength of 24 points and 12 rebounds from Danielette Coleman, defeated the Hokies, 60-51. Tech guard Christi Osborne led the Hokies with 22 points and seven rebounds.

## 1995 NCAA

• Tech kept up its success by claiming the Metro Conference regular-season championship with a 21-8 record. The Hokies, again seeded eighth in the East Region, faced St. Joseph's in the first round at the University of Connecticut's Gampel Pavilion. The Hokies downed the Hawks, 62-52, behind 18 points from Christi Osborne. The Hokies' second-round opponent, UConn, ended up as the 1995 NCAA champion. Guard Jennifer Rizzotti burned the Hokies for 20 points as the Huskies advanced, 91-45.

## 1998 NCAA

• With former Tech assistant coach Bonnie Henrickson back in Blacksburg as the head coach, the Hokies posted their third trip to the NCAA Tournament in five years. Tech traveled to Gainesville, Fla., as the No. 11 seed in the NCAA West Region. The Hokies, behind a record-breaking performance from guard Amy Wetzel, surprised sixth-seeded Wisconsin, which was ranked No. 23 at the time, 75-64. Wetzel set a Tech record

and tied an NCAA West Region free throw mark by converting 16 free throws for a career-high 28 points. The Hokies, however, would bow out after round two as host Florida, ranked No. 12, won 89-57. Wetzel again led all scorers with 24 points.

## 1999 NCAA

• The Hokies used the 1999 season to establish themselves as one of the nation's elite programs. Henrickson led Tech to a school-record 28-3 finish, including a 15-1 Atlantic 10 mark. Cassell Coliseum was the site for NCAA First- and Second-Round games. The Hokies dispatched Saint Peter's, 73-48, before defeating Auburn, 76-61, to earn the program's first Sweet 16 appearance. Tech traveled to Greensboro, N.C., to face second-ranked Tennessee in the NCAA East Regional. Behind 27 points from National Player of the Year Chamique Holdsclaw, the Volunteers eliminated Tech, 68-52, to advance.

## 2000 WNIT

• Virginia Tech posted its third consecutive 20-win season under Henrickson. The Hokies posted a 20-11 record and made their first appearance in the Women's National Invitational Tournament. Cassell Coliseum was the site of the first-round matchup against Georgia State. The Hokies used a 12-3 run midway through the second half to break open a close contest and went on to win, 80-56. Maryland was the WNIT Sweet 16 opponent two days later, and the two teams battled into overtime. The Terrapins used a 10-2 run in the last 3:11 of the extra session to eliminate the Hokies, 68-60.

## 2001 NCAA

• Tech received an at-large bid to the NCAA Midwest Regional as a No. 7 seed. The Hokies had compiled a 21-8 record entering the tournament in their first season in the BIG EAST Conference. Tech finished fourth in the league with an 11-5 record and advanced to the tournament semifinals before being eliminated by eventual national champion, Notre Dame.

Tech's fourth consecutive postseason appearance, and third invitation to the NCAA Tournament in the past four seasons, began with a resounding 77-57 victory over Denver in the first round at Lubbock, Texas. Chrystal Starling led five Hokies in double figures with 20 points as Tech shot 55.3 percent from the field. In the second round, Tech faced Texas Tech on the Lady Raiders' home floor in front of 12,161. The Hokies played a great first half and took a 25-18 lead into the locker room at the intermission. The Lady Raiders, however, exploded in the second half, shooting 63.0 percent and scoring 55 points to defeat the Hokies, 73-52.

## 2002 WNIT

• Virginia Tech received an invitation to the WNIT, which marked the Hokies' second venture to the tournament and their most successful to date.

The Hokies compiled an 18-10 record entering the WNIT after posting a 15-2 record at one point in the season, the second-best start to a season in the program's history. The two losses were by



*Chrystal Starling scored 20 points in the Hokies' 2001 NCAA victory over Denver*



a total of three points.

Tech's four-game WNIT run, all in the Cassell, opened with a tight 51-45 win over UNC Greensboro.


The second-round contest was a renewal of the rivalry with former A-10 opponent George Washington. Trailing 32-27 at the half, Tech played one of its best halves of the year to win, 68-52.

Vermont was the Hokies' quarterfinal opponent, with the night belonging to senior Sarah Hicks who had 22 points, including four treys. Kublina added 13 points and nine boards as Tech won, 76-48.

Tech's run in the tournament ended in a thrilling 77-72 overtime loss to Houston in front of 5,409 Hokie faithful. Kublina erupted for a career-high 32 points, which was the fourth-highest single-game total by a Tech player. For her efforts, Kublina was named to the all-tournament team.

### 2003 NCAA

• Tech made its sixth consecutive postseason appearance following a 21-9 regular season. The Hokies, who lost in the BIG EAST Tournament semifinals to eventual national champion Connecticut, were seeded seventh in the East Regional at West Lafayette, Ind. Freshman Carrie Mason hit a running layup with 1.1 seconds remaining to give Tech a 61-59 win over Georgia Tech. Ieva Kublina led the way with 18 points, followed by Chrystal Starling's 15-point effort. In the second round, the Hokies faced No. 10 Purdue on the Boilermakers home floor. Despite shooting 54.9 percent from the field, Tech fell, 80-62, as the Boilermakers nailed eight three-point shots and forced 20 turnovers.



*The Hokies thank their fans following a win over Missouri in the 2006 College Park, Pa., NCAA Regional*



*Ieva Kublina led Tech with 26 points against Iowa in the 2004 NCAA tournament*

### 2004 NCAA

• Tech made its seventh consecutive postseason appearance and seventh NCAA Tournament appearance in the past 11 seasons following a 22-8 regular season in its final season as a member of the BIG EAST Conference. The Hokies, who lost in the BIG EAST Tournament quarterfinals to eventual national champion Connecticut, were seeded eighth in the East Regional and hosted the first two rounds in Cassell Coliseum. Ieva Kublina scored 26 points to lead the hot-shooting Hokies to an 89-76 first-round win over Iowa. Tech built a 40-27 halftime lead by connecting on 51.7 percent from the field and shot a sizzling 67 percent (20-30) in the second half. In addition to Kublina's outburst, Carrie Mason followed with 19 points, including two treys.

The Hokies matched up with the region's top seed and fifth-ranked Penn State in the second round. After leading, 28-25, at the half, Tech saw the Lady Lions put together a 27-5 outburst in the second half to eliminate the Hokies, 61-48, before 7,128 fans, the eighth-largest crowd for a women's contest in Blacksburg. Mason and Kublina again led the way with 16 and 15 points, respectively.

### 2005 NCAA

• Virginia Tech made its eighth consecutive postseason appearance and eighth NCAA Tournament in the past 12 seasons, following a 17-10 regular season. The Hokies, who lost to Wake Forest in the ACC Tournament, received an at-large bid as the No. 12 seed in the College

Park, Md., Regional. Dawn Chriss netted 20 points, but Tech could not overcome a 17-point first-half deficit, falling, 79-78, in front of 3,745 fans to No. 16 DePaul. In addition to Chriss' 20, Kirby Copeland, Erin Gibson and Kerri Garden all reached double figures.

### 2006 NCAA

• Virginia Tech made its ninth consecutive postseason appearance and ninth NCAA Tournament appearance in the past 13 seasons following a 19-10 regular season. The Hokies posted their first-ever ACC Tournament win, defeating Wake Forest, before falling to Duke in the quarterfinals. Tech earned an at-large bid as the No. 7 seed in the University Park, Pa., Regional.

The Hokies had five players in double figures in the opening round, helping them knock off No. 10 seed Missouri, 82-51. Tech then fell to the No. 2 seed, Connecticut Huskies, 79-56. Dawn Chriss and Kerri Gardin each posted a team-high 16 points while Carrie Mason chipped in 13.

### 2007 WNIT


• Virginia Tech made it 10 in a row in the postseason with a bid to the WNIT following an 18-15 regular season. After receiving a first-round bye, Tech hosted Western Carolina and used a strong defensive performance in the second half to pull away to a 74-64 victory. A career-high 24 points from Britney Anderson proved not to be enough as the Hokies fell at home to Auburn, 81-74, in the third round.



# Big Victories for Tech

## Virginia Tech's Wins Over Nationally Ranked Teams

- In 1984, Tech shocked No. 20 North Carolina, 74-73, behind Renee Dennis' 17 points.
- In 1984, the Hokies defeated No. 16 Louisiana State, 86-77, in the Marriott-Converse Christmas Classic in Blacksburg.
- One of the biggest wins in Tech women's basketball history came in 1985 when Tech upset No. 5 Old Dominion, 73-72. It was the first win over the Lady Monarchs in 11 games.
- In 1987, the Hokies upended 16th-ranked James Madison, 63-61, behind a 16-point, 13-rebound performance from freshman Amy Byrne.
- In the middle of what was then the longest winning streak in school history, the Hokies upset No. 13 South Carolina in 1987 in Blacksburg, 63-59. Amy Byrne led the Hokies with 16 points and 12 rebounds.
- Virginia Tech upset No. 18 Southern Mississippi, 60-59, in a Cassell Coliseum barn-burner on Feb. 28, 1994. Guard Lisa Leftwich, who led Tech with 18 points, hit a key finger roll with 42 seconds remaining.
- In one of the biggest games in the program's history, Tech defeated No. 19 Southern Mississippi in the final of the 1994 Metro Conference Tournament, 83-76. The win gave Tech its first Metro Tournament title and sent the Hokies to the NCAA Tournament for the first time in their history.
- The Hokies knocked off No. 9 Virginia, 69-62, in Cassell Coliseum on Jan. 13, 1995. The win propelled Virginia Tech into the national rankings for the first time. Christi Osborne, Angela Donnell,



*The Hokies upset No. 24 Wisconsin, 75-64, in the 1998 NCAA First Round*



*The Hokies celebrate a 1998 win over No. 6 Duke at Cameron Indoor Stadium.*



Jenny Root and Terri Garland all scored in double figures for the Hokies.

- Tech downed No. 24 Wisconsin, 75-64, in the first round of the 1998 NCAA Regional in Gainesville, Fla. Guard Amy Wetzel converted a school-record 16-of-17 free-throw attempts and scored 28 points to pace the Hokies.

- The Hokies traveled to "Tobacco Road" on Nov. 17, 1998, to knock off sixth-ranked and eventual national runner-up Duke, 72-70, at Cameron Indoor Stadium. An injured Kim Seaver came off the bench to lead Tech with 14 points and nine rebounds.

- Tech defeated in-state rival and 17th-ranked Virginia, 81-65, on Nov. 30, 1998, at Cassell Coliseum. Tere Williams recorded her second straight double-double of the season with 21 points and 10 rebounds.

- On Nov. 30, 2000, Amy Wetzel hit a running 10-footer off the glass with 3.7 seconds remaining to give the Hokies a 57-56 win over 17th-ranked Virginia. The win marked the second consecutive time the Hokies had beaten the Cavaliers in Cassell Coliseum.

- Virginia Tech used a 13-0 run over the final five minutes to pick up a come-from-behind 65-59 win over No. 24 Villanova on Jan. 23, 2001. Tere Williams led Tech with 22 points followed by Amy Wetzel with 18.

- The Hokies made an impressive debut in the BIG EAST Tournament on March 4, 2001, as they knocked off 23rd-ranked Villanova for the second time during the 2000-01 season with a 73-67 win in the tournament quarterfinals in Storrs, Conn. Chrystal Starling came off the bench to lead Tech with 21 points, while Williams chipped in with 20.



*Amy Wetzel hits the game-winner over No. 17 UVa in 2000.*



*Ieva Kublina scores against Villanova in 2004.*

- On Nov. 19, 2001, Tech used a stingy defense and clutch free-throw shooting in the closing seconds to defeat No. 16 Old Dominion, 68-62. The Hokies held the Monarchs to only 37.7 percent from the field. Chrystal Starling led Tech with 20 points, while Sarah Hicks added 14.

- The Hokies put together one of their best performances of the season on Jan. 9, 2002, with a 72-53 win over 24th-ranked Boston College. Tech shot a sizzling 59.1 percent from the field while holding the Eagles to only 31.1 percent. Ieva Kublina led the way with 19 points, 11 rebounds and five blocks, while Chrystal Starling also contributed 19 points.

- Chrystal Starling, second in career free-throw and field-goal percentage, came through in the clutch on Jan. 22, 2003, in Tech's 66-64 overtime win over No. 23 Rutgers. She was fouled with 1.2 seconds remaining in overtime, and the senior calmly drained both free throws for the victory. Starling led Tech with 21 points, 16 of which came in the second half and overtime.

- The Hokies used long-range shooting to pull off a 74-70 overtime victory against 23rd-ranked Boston College on March 9, 2003, in the BIG EAST quarterfinals. After forcing the extra period with some clutch free-throw shooting, Tech nailed three treys in the extra session to seal the win. Kublina registered 20 points, including two three-point baskets, while Starling added 18, and Dawn Chriss chipped in with 14 points.

- Tech proved there is a first time for everything as the Hokies defeated 24th-ranked Virginia, 63-62, on Nov. 23, 2003, for their first win in Charlottesville as a varsity team. The Hokies survived a furious Cavalier rally in the second half after leading by as many as 14 points. UVa had two game-winning attempts in the final five seconds that missed their mark and gave Tech its historic win. Carrie Mason led the way with 18 points, including three treys.

- Virginia Tech jumped out to an early 27-9 lead and never looked back in a 63-50 win over

No. 19/24 Villanova on Jan. 14, 2004. Tech dominated the boards, holding a commanding 39-24 advantage, and shot 51.1 percent from the field. Kerri Gardin and Dawn Chriss led a balanced attack with 14 and 12 points, respectively.

- Tech placed five players in double figures in cruising to a 80-64 win over 24th-ranked Boston College on Jan. 24, 2004. After trailing, 33-31, at the half, the Hokies exploded for 49 second-half points, securing the win. Ieva Kublina led the way with 17 points, followed by Carrie Mason with 16. Erin Gibson and sophomore Dawn Chriss had 14 each, and Kerri Gardin added 13.

- The Hokies stunned No. 12 Texas Tech in Las Vegas, 71-70, in overtime on Dec. 19, 2004. After trailing by eight in the first half, Tech tallied 41 points in the second half and shot 60 percent in overtime for the victory. Carrie Mason had 12 points, while Erin Gibson and Nare Diawara each hit for 11.

- Tech closed out its final regular-season away game with an 87-79 upset of No. 22/23 Maryland on Feb. 24, 2005. The Hokies connected on 54 percent of their attempts in the game, while holding the Terps to 46 percent from the floor. Tech netted 48 points in the first half en route to a nine-point halftime lead. Kerri Gardin posted a double-double with 19 points and 12 rebounds, while Dawn Chriss also tallied a team-high 19 points in the win.

- On Jan. 8, 2006, the 25th-ranked Virginia Tech Hokies upended No. 19 Boston College, 67-62, in Blacksburg, Va. The Hokies rallied in the second half, outscoring their counterparts by 11 in the final 20 minutes for the win. Tech's defense stymied the Eagles, forcing them into 30 turnovers in the first ACC match-up of former BIG EAST foes.



*Dawn Chriss had 19 points in win over nationally-ranked Maryland*



# Milestone Wins

*Virginia Tech's 250th win was one of the biggest in its history, as the Hokies knocked off Southern Mississippi in the final game of the 1994 Metro Conference Tournament to earn the program's first bid to the NCAA Tournament.*



## First Varsity Win

The Virginia Tech women's basketball team earned its first win as a varsity sport by defeating Bridgewater College, 59-55, on Dec. 14, 1976. The Hokies, who overcame a five-point deficit, outscored the Eagles by nine points down the stretch to clinch the win. Sophomore Gail Kelley led the way with 17 points, followed by Karen Garbis' 13.

## 50th Win

Tech's 50th win came on Jan. 28, 1981, against James Madison. Sis Spriggs was one of three Hokies in double figures with 15 points as Tech downed the Dukes, 66-58. Also in double figures were Tammie Edwards with 13 and Maureen Corrigan, who had 10 points as well as 10 rebounds.

## 100th Win

The Hokies hit the century mark by upsetting nationally ranked North Carolina, 74-73, in a thriller at Roanoke, Va., on Dec. 1, 1984. Tech was paced by Renee Dennis' 17-point performance, but a number of players shined in the upset victory. Susan Walvius, a 6-2 center, added 16 points and five rebounds, guard Angie Kelly chipped in 15 points and guard Maureen Donovan contributed seven points and six rebounds.

## 150th Win

Tech registered win No. 150 on Jan. 16, 1988, when it squeaked past Louisville in Blacksburg, 68-67. Keying the victory was center Michelle Bain, who tallied 19 points and nine rebounds, while forward Wendy Sanders pumped in 16 points. Point guard Denise Kayajian had a career-high (at the time) eight assists to go along with nine points against the Lady Cardinals.

## 200th Win

Tech won its 200th game on Dec. 30, 1991, in the final of the 1991 Diamond Club Classic when it downed UNC Greensboro, 84-65, in Cassell Coliseum. Phyllis Tonkin scored 20 points and

grabbed nine rebounds to lead the Tech women. Lisa Griffith kicked in 17 points, while Dayna Sonovick had nine rebounds and six assists.

## 250th Win

The Hokies won their 250th career game on March 9, 1994, by knocking off 19th-ranked Southern Mississippi, 83-76, in the final of the 1994 Metro Conference Tournament in Biloxi, Miss. Southern Miss was the tournament's top seed. Christi Osborne led the way with 19 points, while Sue Logsdon had 18. Lisa Leftwich pitched in with 17, and Jenny Root contributed 14.

## 300th Win

Tech posted its 300th win in the program's history on Jan. 2, 1998, in an 84-60 win over Rhode Island in the Hokies' 1997-98 conference opener. The Cassell Coliseum crowd witnessed an outstanding performance from guard Amy Wetzel, who finished with 14 points and three steals. The win also marked Bonnie Henrickson's first Atlantic-10 Conference win as a head coach.

## 350th Win

Tech picked up win No. 350 on Jan. 6, 2000, when it coasted to an 81-38 win over Rhode Island. The victory also was Tech's 200th in Cassell Coliseum. The Hokies opened the game on a 12-0 run and cruised to a 42-16 halftime lead. The Hokies placed five players in double figures led by Nicole Jones, Kim Seaver, Chrystal Starling and Tere Williams with 12 points each. Tech outrebounded the Rams, 44-24, and blocked seven shots in the victory.

## 400th Win


The Hokies recorded win No. 400 on Jan. 19, 2002, with a 69-50 win over St. John's. Tech jumped out to a 39-20 halftime lead and cruised to the victory behind 16 points from Chrystal Starling along with Nicole Jones' 12 points and Sarah Hicks' 11. The Hokies held the Red Storm to only 30.8 percent from the field, while shooting a sizzling 64.0 percent in the first half.

## 450th Win

Win No. 450 on March 6, 2004, did not come easy as Tech found itself trailing Georgetown, 40-28, early in the second half of the 2004 BIG EAST Championship first-round contest. The Hokies cut the deficit to six points, 43-37, then ripped off 17 unanswered points and went on to a 56-47 victory. Tech outscored Georgetown, 28-7, over the final 14 minutes of the contest. Carrie Mason and Kerri Gardin led the comeback with 14 points each.

## 500th Win

The Hokies received strong performances from center Nare Diawara and forward Brittany Cook to defeat UNC Greensboro, 56-45, and record the 500th victory in the program's history on Jan. 10, 2007. Diawara recorded a double-double with 18 points and 12 rebounds, while Cook contributed 12 points and seven rebounds.



*Nare Diawara helped the Hokies to win No. 500 against UNC Greensboro in 2007.*



# Conference Timeline

- Feb. 25-26, 1921 - Tech, under the leadership of athletics director C.P. "Sally" Miles, joined the Southern Intercollegiate Conference as a charter member. Other members included Alabama, Alabama Polytechnic Institute (Auburn), Clemson, Georgia, Georgia School of Technology (Georgia Tech), Kentucky, Maryland, Mississippi Agricultural and Mechanical College (Mississippi State), North Carolina, North Carolina State, Tennessee, Virginia and Washington and Lee. In 1922, Louisiana State, Mississippi, South Carolina, Vanderbilt and Tulane joined the conference.

- December 1923 - The name of the conference was officially changed to the Southern Conference. Also, conference officials added the University of the South to the conference. The following year, VMI joined the conference, and in 1929, Duke joined.

- 1932 - It was agreed that the 13 southern-most members should form a separate conference. The Southeastern Conference, thus, was formed with Alabama, Auburn, Florida, Georgia, Georgia Tech, Kentucky, LSU, Mississippi, Mississippi State, Sewanee, Tennessee, Tulane and Vanderbilt as the members.

- 1953 - Seven colleges withdrew to form the Atlantic Coast Conference: Clemson, Duke, North Carolina, North Carolina State, Maryland, South Carolina and Wake Forest College.

- June 1965 - Tech withdrew from the Southern Conference.

- July 1965-May 1978 - Tech competed as an independent in virtually every varsity sport.

- May 1978 - Tech ended its 13-year status as a major independent by accepting a bid to join the Metropolitan Collegiate Athletic Conference (a.k.a. the Metro) for all sports except football.

The Hokies joined Cincinnati, Florida State, Louisville, Memphis State, St. Louis and Tulane in the Metro, which was founded in 1975.

"Affiliation with the Metro Conference is beneficial from the standpoint of scheduling, national identity and postseason activity," Tech president William Lavery said. "It will provide us with national exposure and television coverage, as well as improve the basketball schedule and bring good teams to Blacksburg."

- Feb. 5, 1991 - After 26 years as a football independent, Tech officially accepted a bid to join the newly-created BIG EAST Football Conference. Tech joined Miami, Syracuse, Boston College, Pittsburgh, West Virginia, Temple and Rutgers as charter members of the conference.

- January 1995 - Five Metro members - UNC Charlotte, Tulane, Louisville, Southern Miss and South Florida - voted Tech and Virginia Commonwealth out of the league. At the time, those schools were planning a merger with other Midwestern schools (hence, the birth of Conference USA), and the Hokies and Rams were not interested in such a merger. As a result, those five league members decided to vote them out of the league.

- Feb. 3, 1995 - Tech, VCU and the Metro agreed to a \$2.27 million settlement which the Hokies

and Rams split. A portion of conference revenue was going to be withheld from the two schools, but this settlement put an end to the issue.

- Two weeks later, 1995 - Tech joined the Atlantic 10 Conference for all sports except football, which was in the BIG EAST, and wrestling, which was in the Colonial. (Tech wrestling later began competition in the Eastern Wrestling League in 1997).

Tech AD Dave Braine picked the Atlantic 10 over the Colonial because of three factors.

"No. 1 was Northeast exposure," Braine told Bill Roth in the Feb. 17 issue of *The Hokie Huddler*. "No. 2 were the basketball rankings of the Atlantic 10 and the high level of play in the league. And No. 3, most of our out-of-state students are from the Northeast."

- June 24, 1999 - Tech received a proposal from the BIG EAST Conference, inviting the school to join the conference for all sports.

- July 20, 1999 - Tech submitted a counterproposal, addressing financial issues that the school had with the original proposal. BIG EAST athletic directors addressed those concerns at the athletics directors' meetings in mid-July and submitted the proposal to each school's respective president for a vote.

- Aug. 24, 1999 - Tech and the BIG EAST announced that the Hokies would join the conference for all sports beginning in 2001-02.

"Virginia Tech is thrilled to become a full member of the BIG EAST Conference and looks forward to its academic and athletic associations with the entire conference membership," Tech president Paul Torgersen said.

- November 2, 1999 - BIG EAST Conference presidents voted to advance Virginia Tech's participation as a full member to July 1, 2000.

- June 18, 2003 - In a surprise move, presidents of Atlantic Coast Conference schools privately dropped a plan to invite Miami, Boston College and Syracuse and instead voted on inviting

Virginia Tech and Miami. This came after five weeks of negotiations with the other three schools for ACC invitations.

- June 19, 2003 - Responding to speculation that Virginia Tech had been invited to join the ACC, the university issued a release stating that no offer had been extended officially or unofficially.

- June 24, 2003 - Presidents of Atlantic Coast Conference schools held a teleconference and voted to begin the official process of offering invitations to Virginia Tech and Miami.

- June 25, 2003 - Atlantic Coast Conference officials made an official site visit to Virginia Tech, which the Hokies passed with flying colors. This was the final step before an official invitation could be extended.

- June 27, 2003 - Virginia Tech President Charles Steger announced that the Hokies had officially accepted the ACC's invitation to join the conference.

"Today we have received the formal offer of membership, which we will accept," Steger said. "We know that this affiliation will be good for our students, athletes, fans and communities for many years to come."

- July 1, 2003 - Virginia Tech and Miami were officially introduced as the 10th and 11th members of the Atlantic Coast Conference at a press conference in Greensboro, N.C.

"I'm excited for our fans and our constituency," athletics director Jim Weaver said. "This membership is something that the fan base and alumni and friends of Virginia Tech have wanted for a long time. It's home for us. We've had prior relationships with these institutions for many years and this is something our fans are excited about. I'm happy for them, for our coaches and for our student-athletes."

- July 1, 2004 - The Hokies officially joined the ACC on July 1, 2004, and began play in the 2004-05 academic year in all sports.



*Jim Weaver shakes hands with ACC Commissioner John Swofford as Virginia Tech is officially introduced as the 10th member of the Atlantic Coast Conference.*



# Individual Records



## Most Points

**Game:** 36, Brittany Cook at Miami, 2/11/08  
**Season:** 561, Amy Byrne, 1989-90  
**ACC Game:** 36, Brittany Cook at Miami, 2/11/08  
**ACC Season:** 250, Brittany Cook, 2007-08  
**ACC Tourn. Game:** 21 Utahya Drye vs. Virginia, 3/5/09

## Highest Scoring Average

**Season:** 20.0, Amy Byrne, 1989-90  
**ACC Season:** 17.9, Brittany Cook, 2007-08

## Most Field Goal Attempts


**Game:** 30, Renee Dennis, vs. Memphis State, 2/7/87  
**Season:** 472, Renee Dennis, 1986-87  
**ACC Game:** 25, Andrea Barbour vs Maryland, 2/4/08  
**ACC Season:** 200, Kirby Copeland, 2006-07  
**ACC Tourn. Game:** 20, Kirby Copeland vs. Boston College, 3/1/07

## Most Field Goals Made

**Game:** 15, Brittany Cook at Miami, 2/11/08  
**Season:** 212, Renee Dennis, 1986-87  
**ACC Game:** 15, Brittany Cook at Miami, 2/11/08  
**ACC Season:** 97, Brittany Cook, 2007-08  
**ACC Tourn. Game:** 9, Dawn Chriss vs. Wake Forest, 3/4/05 and vs. Wake Forest, 3/2/06

## Most Three-Point Field Goal Attempts

**Game:** 15, Jeni Garber vs. South Carolina 2/16/91, and Sarah Hicks vs. Duke, 12/08/99  
**Season:** 224, Jeni Garber, 1990-91  
**ACC Game:** 12, Lindsay Biggs at North Carolina, 2/5/09  
**ACC Season:** 111, Lindsay Biggs, 2008-09  
**ACC Tourn. Game:** 7, Carrie Mason vs. Wake Forest, 3/2/06



## Most Three-Point Field Goals Made

**Game:** 8, Jeni Garber vs. South Carolina, 2/16/91  
**Season:** 71, Lindsay Biggs, 2008-09  
**ACC Game:** 7, Lindsay Biggs at Maryland, 1/18/09  
**ACC Season:** 38, Lindsay Biggs, 2008-09  
**ACC Tourn. Game:** 3, Carrie Mason vs. Wake Forest, 3/2/06

## Most Consecutive Games Scoring a Three-Pointer

**Career:** 18, Jeni Garber, 1988-91  
**ACC Career:** 10, Carrie Mason, 2004-05, 2005-06

## Best Field-Goal Percentage

**Game:** 1.000 (9-9), Amy Byrne vs. Kentucky, 2-19-89, Megan Finnerty (5-5) vs. Wake Forest, 1/31/05, Kerri Gardin (6-6) vs. Western Michigan, 12/19/05, and Amber Hall (6-6) vs. Tennessee Tech, 11/25/06  
**Season:** 60.2 (192-319), Tere Williams, 1998-99 (min. 200 attempts)  
**ACC Game:** 100.0 (5-5), Megan Finnerty vs. Wake Forest, 1/31/05, Shani Grey at North Carolina, 2/5/09 (min. 5 made)  
**ACC Season:** 50.9 (84-165), Britney Anderson, 2004-05 (min. 150 attempts)  
**ACC Tourn. Game:** 75.0 (9-12) Dawn Chriss vs. Wake Forest, 3/2/05 (min. 5 made)



## Most Free Throws Attempted

**Game:** 17, Robin Lee vs. Florida State, 1/16/82, Christi Osborne vs. Oklahoma State, 12/20/94 and Amy Wetzel vs. Wisconsin, 3/14/98  
**Season:** 203, Amy Byrne, 1989-90 and Amy Wetzel, 1998-99  
**ACC Game:** 12, Kerri Gardin vs. Maryland, 1/23/06  
**ACC Season:** 63, Dawn Chriss, 2004-05  
**ACC Tourn. Game:** 9, Nare Diawara vs. Boston College, 3/1/07, and vs. North Carolina, 3/2/07

## Most Free Throws Made

**Game:** 16, Amy Wetzel vs. Wisconsin, 3/14/98  
**Season:** 153, Amy Wetzel, 1998-99  
**ACC Game:** 9, Nare Diawara at Virginia, 1/22/07 and Brittany Cook at Wake Forest, 2/7/08  
**ACC Season:** 50, Dawn Chriss, 2004-05, and Nare Diawara, 2006-07  
**ACC Tourn. Game:** 9, Nare Diawara vs. North Carolina, 3/2/07

## Best Free-Throw Percentage

**Game:** 1.000 min. 9 made (13-13) Sue Logsdon vs. William & Mary, 1/2/91, (11-11) Christi Osborne vs. Va. Commonwealth, 2/1/94, (9-9) Ieva Kublina, 2/9/03 vs. Notre Dame, (9-9) Brittany Cook at Wake Forest, 2/7/08,  
**Season:** .889 (72-81), Sue Logsdon, 1990-91  
**ACC Game:** 1.000 min. 9 made (9-9) Brittany Cook at Wake Forest, 2/7/08  
**ACC Season:** 89.3 (25-28), Brittany Cook, 2006-07  
**ACC Tourn. Game:** 1.000 (9-9) Nare Diawara vs. North Carolina, 3/2/07, (7-7), Kerri Gardin vs. Wake Forest, 3/4/05, (6-6), Dawn Chriss vs. Wake Forest, 3/2/06



## Most Consecutive Free Throws Made

**Season:** 38, Christi Osborne, 1993-94  
**ACC Season:** 19, Brittany Cook, 2006-07

## Most Rebounds

**Game:** 21, Karen Garbis vs. James Madison, 2/16/78, Nicole Jones vs. Hampton, 12/29/99, Kerri Gardin vs. Virginia, 2/13/05  
**Season:** 289, Kerri Gardin, 2005-06  
**ACC Game:** 21, Kerri Gardin vs. Virginia, 2/13/05  
**ACC Season:** 141, Kerri Gardin 2004-05  
**ACC Tourn. Game:** 15, Kerri Gardin vs. Duke, 3/3/06

## Best Rebounding Average

**Season:** 10.0, Kerri Gardin, 2005-06  
**ACC Season:** 10.1, Kerri Gardin, 2004-05

## Most Steals

**Game:** 9, Taiqua Brittingham vs. Northwestern, 12/22/83  
**Season:** 86, Lisa Witherspoon, 1998-99  
**ACC Game:** 7, Kerri Gardin vs. Duke, 2/6/06  
**ACC Season:** 36, Kerri Gardin, 2005-06 and Nikki Davis, 2008-09  
**ACC Tourn. Game:** 6, Kirby Copeland vs. Duke, 3/3/06

## Most Assists

**Game:** 13, Lisa Leftwich vs. Virginia Commonwealth, 2/8/92 and Lisa Witherspoon vs. Dayton, 1/4/99; and vs. Xavier, 2/28/99  
**Season:** 246, Lisa Witherspoon, 1998-99  
**ACC Game:** 10, Laura Haskins at Virginia, 2/8/09  
**ACC Season:** 62, Laura Haskins, 2008-09  
**ACC Tourn. Game:** 6, Kirby Copeland vs. North Carolina, 3/2/07

## Most Blocked Shots

**Game:** 9, Susan Walvius vs. Florida State, 1/4/86, vs. Virginia, 12/10/85, and vs. Marshall, 2/12/85  
**Season:** 93, Susan Walvius, 1985-86  
**ACC Game:** 6, Eleanor Brentnall vs. North Carolina, 1/10/08  
**ACC Season:** 23, Nare Diawara, 2006-07  
**ACC Tourn. Game:** 2, Nare Diawara vs. Boston College, 3/1/07, Amber Hall vs. Boston College, 3/6/08, Eleanor Brentnall vs. Boston College, 3/6/08

## Most Minutes Played

**Game:** 54, Amy Wetzel vs. Dayton, 2/27/99 (3 OT) & Katie O'Connor vs. Dayton, 2/27/99, (3 OT)  
**Season:** 1,110, Carrie Mason, 2003-04  
**ACC Game:** 50, Carrie Mason vs. Florida State, 2/19/05, (3OT)  
**ACC Season:** 495, Brittany Cook, 2007-08  
**ACC Tourn. Game:** 39, Utahya Drye vs. Virginia, 3/5/09

## Consecutive Double-Figure Scoring Games

**Season:** 28, Amy Byrne, 1989-90  
**Career:** 38, Amy Byrne  
**ACC Season:** 8, Brittany Cook, 2007-08  
**ACC Career:** 8, Brittany Cook, 2007-08

## Individual Career Records

Most Points.....	1,791, Renee Dennis, 115 games, 1983-87
Best Scoring Average.....	15.6, Renee Dennis, 115 games, 1983-87
Most Field Goals Attempted.....	1,461, Renee Dennis, 115 games, 1983-87
Most Field Goals Made.....	694, Tere Williams, 118 games, 1997-01
Best Field-Goal Percentage.....	.550, Tere Williams, 118 games, 1997-01
Most Free Throw Attempts.....	638, Renee Dennis, 115 games, 1983-87
Most Free Throws Made.....	489, Amy Wetzel, 129 games, 1996-01
Best Free-Throw Percentage.....	.829, Christi Osborne, 117 games, 1991-95
Most Rebounds.....	853, Tere Williams, 118 games, 1997-01
Best Rebounding Average.....	7.2, Tere Williams, 118 games, 1997-01
Most Assists.....	635, Lisa Witherspoon, 112 games, 1996-99
Most Steals.....	252, Taiqua Brittingham, 105 games, 1981-85
Most Blocked Shots.....	257, Ieva Kublina, 126 games, 2000-04
Most Games Played.....	129, Amy Wetzel, 1996-01
Most Games Started.....	121, Carrie Mason, 2002-06
Most Minutes Played.....	4,179, Carrie Mason, 2002-06



*Ieva Kublina set the Virginia Tech career blocked-shot record with this rejection against Liberty.*



# Team Records



*Michelle Bain scored 20 of the school-record 117 points the Hokies scored against Mercer in 1987.*



*Dawn Chriss scored 19 points to contribute to the Hokies biggest output on the road in the ACC, a record 87 points in this 2005 win at Maryland.*



*Kerri Gardin led Tech with 19 points in its record 65-point win over Southern Miss in 2004.*

## Most Points

**Game:** 117 vs. Mercer, 2/16/87  
**Season:** 2,293, 30 games, 1983-84  
**ACC Game:** 90 vs. Miami, 2/27/05  
**ACC Season:** 1,044, 14 games, 2004-05  
**ACC Tour. Game:** 73 vs. Wake Forest, 3/2/06

## Most Points, Both Teams

**Game:** 201 (VT 117 vs. Mercer 84), 2/16/87;  
 201 (VT 103 vs. Dayton 98), 1/18/97  
**ACC Game:** 177 (VT 83 at Florida State 94),  
 2/19/05  
**ACC Tour. Game:** 150  
 (VT 60 vs. North Carolina 90), 3/2/07

## Most Points, Home Floor

**Game:** 105 vs. Southern Mississippi, 12/28/04  
**ACC Game:** 90 vs. Miami, 2/27/05

## Most Points, Opponent's Floor

**Game:** 117 vs. Mercer, 2/16/87  
**ACC Game:** 87 at Maryland, 2/24/05

## Most Points, One Half

**Game:** 63 (2nd) vs. Western Carolina, 12/1/93  
**ACC Game:** 50 (2nd) vs. Virginia 2/15/07; (2nd)  
 vs. Wake Forest, 2/22/09  
**ACC Tour. Game:** 38 (2nd) vs. Wake Forest,  
 3/2/06

## Fewest Points, One Half

**Game:** 12 (1st) vs. Virginia, 1/9/78  
**ACC Game:** 16 (2nd) at Georgia Tech, 2/29/08  
**ACC Tour. Game:** 15 (1st) vs. Boston College,  
 3/6/08

## Fewest Points, Both Teams

**Game:** 76 (VT 43 vs. Winston-Salem St. 33),  
 12/28/06  
**ACC Game:** 103 (NC State 57 at VT 46),  
 2/1/09  
**ACC Tour. Game:** 104 (VT 47 vs.  
 Boston College 57), 3/6/08

## Largest Victory Margin

**Game:** 65 vs. Southern Mississippi (105-40),  
 12/28/04  
**ACC Game:** 45 vs. Miami (90-45), 2/27/05  
**ACC Tour. Game:** 13 vs. Wake Forest (73-60),  
 3/2/06

## Worst Defeat

**Game:** 60 vs. Old Dominion (48-108), 1/27/78  
**ACC Game:** 42 at Duke (51-93), 2/22/06  
**ACC Tour. Game:** 30 vs. North Carolina  
 (60-90), 3/2/07

## Most Points in a Loss

**Game:** 90 vs. Clemson, 12/29/84  
**ACC Game:** 83 at Florida State, 2/19/05  
 (94-83, 30T)  
**ACC Tour. Game:** 60 vs. North Carolina, 3/2/07

## Fewest Points Scored

**Game:** 33 vs. Tennessee, 2/22/95  
**ACC Game:** 44 at Ga. Tech, 2/29/08; at Wake  
 Forest, 2/15/09  
**ACC Tour. Game:** 47 vs. Boston College, 3/6/08

## Fewest Points Allowed

**Game:** 33 vs. Winston-Salem State, 12/28/06  
**ACC Game:** 34 at Wake Forest, 1/18/07  
**ACC Tour. Game:** 54 vs. Boston College, 3/1/07

## Most Points Allowed

**Game:** 108 vs. Old Dominion, 1/27/78  
**ACC Game:** 102 at North Carolina, 1/04/07  
**ACC Tour. Game:** 90 vs. North Carolina, 3/2/07

## Most Field Goals Attempted

**Game:** 94 vs. Appalachian State, 11/17/79  
**Season:** 2,009, 30 games, 1983-84  
**ACC Game:** 88 at Florida State, 2/19/05  
**ACC Season:** 839, 14 games, 2005-06  
**ACC Tour. Game:** 67 vs. Wake Forest, 3/4/05

## Most Field Goals Made

**Game:** 51 vs. Mercer, 2/16/87  
**Season:** 928, 29 games, 1984-85  
**ACC Game:** 36 at Miami OT, 2/11/08  
**ACC Season:** 360, 14 games, 2006-07  
**ACC Tour. Game:** 32 vs. Wake Forest, 3/2/06

## Best Field-Goal Percentage

**Game:** 66.1 (37-56) at Appalachian State,  
 11/28/87  
**Season:** 47.8 (771-1614), 31 games, 1999-00  
**ACC Game:** 65.2 (30-46) vs. Wake Forest,  
 2/22/09  
**ACC Season:** 44.0 (280-636), 2004-05  
**ACC Tour. Game:** 52.5 (32-61), vs.  
 Wake Forest, 3/2/06



## Most Three-Point Field Goals Made

**Game:** 12, vs. Southern Mississippi, 2/13/93

**Season:** 140, 2001-02

**ACC Game:** 9 at Maryland, 1/18/09

**ACC Season:** 51, 2008-2009

**ACC Tourn. Game:** 4 vs. Boston College, 3/6/08,

## Most Three-Point Field Goal Attempts

**Game:** 26 vs. Syracuse, 1/4/03

**Season:** 396, 1990-91

**ACC Game:** 20 at Maryland, 1/18/09

**ACC Season:** 158, 2007-08

**ACC Tourn. Game:** 10 vs. Duke, 3/3/06, vs. North Carolina, 3/2/07, vs. Boston College, 3/6/08

## Most Three-Point Field Goals Made, Both Teams

**Game:** 22 VT at Maryland, 1/18/09

**ACC Game:** 22 VT at Maryland, 1/18/09

**ACC Tourn. Game:** 11, Tech (2) vs.

North Carolina (9), 3/2/07

## Most Three-Point Field Goal Attempts, Both Teams

**Game:** 48 VT at Maryland, 1/18/09

**ACC Game:** 48 VT at Maryland, 1/18/09

**ACC Tourn. Game:** 29 (Tech vs. Wake Forest), 3/4/05

## Most Free Throws Attempted

**Game:** 58 vs. Yale, 1/9/82

**Season:** 754, 28 games, 1981-82

**ACC Game:** 31 vs. Duke, 2/6/06, North

Carolina, 2/17/06, and Georgia Tech, 2/5/07

**ACC Season:** 277, 2005-06

**ACC Tourn. Game:** 21 vs. Boston College, 3/1/07

## Most Free Throws Made

**Game:** 43 vs. Yale, 1/9/82

**Season:** 521, 30 games, 1993-94

**ACC Game:** 25 vs. North Carolina, 2/17/06

**ACC Season:** 192, 2005-06

**ACC Tourn. Game:** 16 vs. Wake Forest, 3/4/05;

vs. Virginia, 3/5/09

## Best Free-Throw Percentage

**Game:** 1.000 (15-15) vs. William & Mary, 2/4/78

**Season:** .734, 30 games, 1993-94;

.734, 31 games, 2000-01

**ACC Game:** 94.1 (16-17) vs. Boston College, 1/08/06

**ACC Season:** .737 (182-247), 2006-07

**ACC Tourn. Game:** .875 (14-16) vs. North Carolina, 3/2/07

## Most Rebounds

**Game:** 75 vs. Liberty, 1/8/90

**Season:** 1,331, 34 games, 2006-07

**ACC Game:** 53 at Florida State, 2/19/05

**ACC Season:** 526, 2006-07

**ACC Tourn. Game:** 51 vs. Wake Forest, 3/4/05

## Highest Rebounding Average

**Season:** 47.6, 24 games, 1979-80

**ACC Season:** 37.6, 2006-07

## Miscellaneous Records

Tech's All-Time Varsity Record.....	535-419 (33 years)
Cassell Coliseum Record .....	310-130 (70.5 percent)
Consecutive Home Court Wins .....	25, 1992-94
Record in Metro Conference Tournament.....	13-17
Record in Atlantic 10 Conference Tournament.....	8-4
Record in BIG EAST Conference Tournament .....	4-4
Record in Atlantic Coast Conference Tournament .....	2-5
Largest Margin of Victory at Home .....	65 vs. Southern Mississippi (105-40), 12-28-2004
Worst Defeat at Home .....	108-48, Old Dominion, 1977-78
Worst Defeat on the Road.....	93-44, Virginia, 1990-91; 93-44, Louisville, 1991-92
Most Games Played.....	34, 2006-07
Most Wins.....	28, 1998-99
Most Losses .....	21, 1996-97
Fewest Wins.....	7, 1976-77
Fewest Losses .....	3, 1998-99
Longest Winning Streak .....	18, 1998-99
Longest Losing Streak.....	7, 1977-78
Highest Scoring Average.....	78.3, 29 games, 1984-85
Lowest Defensive Average .....	56.0, 31 games, 2003-04
Highest Won-Lost Percentage .....	.903, 28-3, 1998-99
Lowest Won-Lost Percentage .....	.323, 10-21, 1996-97
Most Consecutive Winning Seasons..	10, 1997-98/2006-07
Most Metro Conference Wins (reg. season) .....	10, 1994-95
Most Atlantic 10 Conference Wins (reg. season) .....	15, 1998-99
Most BIG EAST Conference Wins (reg. season).....	11, 2001-02
Most Atlantic Coast Conference Wins (reg. season) .....	6, 2004-05/2005-06/2006-07
Most Consecutive Metro Wins (reg. season) .....	6, 1994-95
Most Consecutive Atlantic 10 Wins (reg. season) .....	8, 1998-99
Most Consecutive BIG EAST Wins (reg. season) .....	6, 2001-02
Most Consecutive ACC Wins (reg. season) .....	3, 2006-07
Most Consecutive Metro Losses (reg. season).....	6, 1987-88
Most Consecutive Atlantic 10 Losses (reg. season).....	5, 1996-97
Most Consecutive BIG EAST Losses (reg. season) .....	3, 2001-02, 2002-03
Most Consecutive Atlantic Coast Losses (reg. season).....	9, 2007-08




Amy Wetzel played an integral role in leading the Hokies to their school-record 18-game winning streak and a 28-3 record in 1998-99 when Tech advanced to the Sweet 16 of the NCAA Tournament.



# Single-Game Highs



Brittany Cook (above) and Renee Dennis (left) hold Tech's top two single-game scoring highs with 36 and 34 points, respectively.



Kerri Gardin (left) grabbed 21 rebounds in 2005 at home against Virginia to tie the Hokies' record held by Nicole Jones (above) and Karen Garbis.

## Points (Virginia Tech)

- 36 Brittany Cook at Miami OT, 2/11/08
- 34 Renee Dennis vs. Memphis State, 2/7/87
- 33 Dawn Chriss at Florida State, 2/19/05
- Michelle (Hollister) Houseright vs. Fordham, 3/1/96
- Renee Dennis vs. Florida State, 1/3/87
- 32 Ieva Kublina vs. Houston, 3/23/02
- Jenny Root vs. Morehead State, 2/25/93
- 31 Joyce Waddy vs. Mercer, 2/22/86
- 30 Utahya Drye vs. USC Upstate, 2/2/09
- Dayna Sonovick vs. ETSU, 12/4/91
- Renee Dennis vs. North Carolina, 12/4/85
- 29 Andrea Barbour vs. Liberty, 11/19/07
- Ieva Kublina at Miami, 2/20/02
- Michelle (Hollister) Houseright vs. La Salle, 1/25/96
- Jenny Root vs. Radford, 2/12/92
- Amy Byrne vs. Radford, 2/28/90
- Michelle Bain vs. Florida State, 2/20/88
- Susan Walvius vs. Mercer, 2/22/86
- Susan Walvius vs. Virginia, 12/10/85
- Robin Lee vs. Florida State, 1/16/82
- 28 Brittany Cook vs. Robert Morris, 12/21/07
- Kirby Copeland vs. Morehead State, 2/3/07
- Kirby Copeland vs. Iowa State, 11/24/06
- Sarah Hicks at Louisiana State, 11/25/01
- Amy Wetzel vs. Xavier, 2/28/99
- Amy Wetzel vs. Wisconsin, 3/14/98
- Michelle (Hollister) Houseright vs. George Washington, 2/27/96
- Jeni Garber vs. Memphis State, 3/9/89

## Rebounds (Virginia Tech)

- 21 Kerri Gardin vs. Virginia, 2/13/05
- Nicole Jones vs. Hampton, 12/29/99
- Karen Garbis vs. James Madison, 2/16/78
- 19 Tammie Edwards vs. Detroit, 12/28/81
- Debbie Stovall vs. Emory and Henry, 12/9/77
- 18 Joyce Waddy vs. Louisville, 2/23/87
- Susan Walvius vs. Florida State, 1/4/86
- Peg Bunger vs. West Virginia, 2/22/78
- Peg Bunger vs. Va. Commonwealth, 2/17/78
- 17 Kerri Gardin vs. SMU, 11/26/05
- Ieva Kublina vs. Villanova, 2/22/03
- Michelle (Hollister) Houseright vs. James Madison, 12/21/97
- Tammie Edwards vs. N.C. State, 12/6/82

## Points (Opponent)

- 41 Bev Smith (Morehead State), 2/25/93
- Stephanie Howard (Radford), 2/10/88
- 39 Keisha Johnson (Tulane), 1/15/94
- Janet Knight (Clemson), 12/29/84
- 38 Korie Hlede (Duquesne), 1/27/98
- 37 Beth Hunt (South Carolina), 2/5/90
- 36 Cheryl Cook (Cincinnati), 1/28/84
- Karen Pelphrey (Marshall), 11/29/82
- 35 Tamara James (Miami), 2/6/05
- Kelly Hoover (Va. Commonwealth), 3/2/87
- Christi Hester (Dayton), 1/18/97
- 34 Heather Burge (Virginia), 12/8/92
- Bev Burnette (Florida State), 2/20/88
- Cheryl Cook (Cincinnati), 1/26/85
- Karen Stephens (Temple), 12/28/82
- Susan Highfill (Roanoke), 2/15/77
- 33 Katie Beck (ETSU), 1/21/86
- Caroline Mast (Ohio Univ.), 11/24/84
- 32 Chandi Jones (Houston), 3/23/02
- Daphne Hawkins (Virginia), 12/8/87

## Rebounds (Opponent)

- 22 DeShawne Blocker (ETSU), 1/2/94
- 21 Glenda Stokes (Florida State), 1/16/82
- Anne Donovan (Old Dominion), 3/6/81
- Pam Miklasevich (Pittsburgh), 2/19/80
- 20 Kristin Wilson (Charlotte), 2/24/86
- 19 Wilhelmina Smith (Southern Miss), 2/24/84
- Anne Donovan (Old Dominion), 12/20/82
- Paula Bennett (Charlotte), 1/26/80





# Records by Class

## Freshman Year

Points	427	Kim Seaver	1996-97
Scoring Average	15.0	Andrea Barbour	2007-08
FG Made	182	Kim Seaver	1996-97
FG Attempted	365	Andrea Barbour	2007-08
FG Percentage	.604	Nicole Jones	1998-99
3PT FG Made	53	Sarah Hillyer	1989-90
3PT FG Attempted	138	Sarah Hillyer	1989-90
3PT FG Percentage	.408	Carrie Mason	2002-03
FT Made	112	Amy Wetzel	1997-98
FT Attempted	140	Amy Wetzel	1997-98
FT Percentage	.889	Sue Logsdon	1990-91
Rebounds	237	Tere Williams	1997-98
Rebounding Average	7.6	Tere Williams	1997-98
Assists	106	Carrie Mason	2002-03
Steals	57	Sonya Dalton	1979-80
	57	Amy Wetzel	1997-98
Blocks	35	Ieva Kublina	2000-01

## Sophomore Year



Points	498	Ieva Kublina	2001-02
Scoring Average	17.3	Michelle Hollister	1995-96
FG Made	198	Ieva Kublina	2001-02
FG Attempted	419	Ieva Kublina	2001-02
FG Percentage	.602	Tere Williams	1998-99
3PT FG Made	51	Carrie Mason	2003-04
3PT FG Attempted	140	Sarah Hicks	1999-00
3PT FG Percentage	.487	Dayna Sonovick	1988-89
FT Made	153	Amy Wetzel	1998-99
FT Attempted	203	Amy Wetzel	1998-99
FT Percentage	.837	Dawn Chriss	2003-04
Rebounds	249	Ieva Kublina	2001-02
Rebounding Average	9.1	Michelle Hollister	1995-96
Assists	124	Lisa Witherspoon	1996-97
Steals	70	Sandy Berry	1978-79
Blocks	86	Ieva Kublina	2001-02

## Junior Year

Points	538	Renee Dennis	1985-86
Scoring Average	19.9	Renee Dennis	1985-86
FG Made	201	Renee Dennis	1985-86
FG Attempted	445	Renee Dennis	1985-86
FG Percentage	.595	Terre Williams	1999-00
3PT FG Made	71	Lindsay Biggs	2008-09
3PT FG Attempted	194	Lindsay Biggs	2008-09
3PT FG Percentage	.460	Sue Logsdon	1992-93
FT Made	136	Renee Dennis	1985-86
FT Attempted	202	Renee Dennis	1985-86
FT Percentage	.874	Christi Osborne	1993-94
Rebounds	275	Tammie Edwards	1981-82
Rebounding Average	9.8	Tammie Edwards	1981-82
Assists	219	Lisa Witherspoon	1997-98
Steals	78	Taiqua Brittingham	1983-84
Blocks	73	Susan Walvius	1984-85



## Senior Year

Points	561	Amy Byrne	1989-90
Scoring Average	20.0	Amy Byrne	1989-90
FG Made	212	Renee Dennis	1986-87
FG Attempted	472	Renee Dennis	1986-87
FG Percentage	.564	Michelle Bain	1987-88
3PT FG Made	70	Jeni Garber	1990-91
3PT FG Attempted	224	Jeni Garber	1990-91
3PT FG Percentage	.400	Sarah Hicks	2001-02
FT Made	151	Amy Byrne	1989-90
FT Attempted	203	Amy Byrne	1989-90
FT Percentage	.863	Chrystal Starling	2002-03
Rebounds	274	Nare Diawara	2006-07
Rebounding Average	10.0	Kerri Gardin	2005-06
Assists	246	Lisa Witherspoon	1998-99
Steals	86	Lisa Witherspoon	1998-99
Blocks	93	Susan Walvius	1985-86





# Year-by-Year Leaders



## Scoring Average

1976-77	Kelly Bradley	13.0
77-78	Karen Garbis	12.6
78-79	Karen Garbis	12.1
79-80	Julie Williams	12.4
80-81	Maureen Corrigan	11.7
81-82	Robin Lee	12.5
82-83	Tammie Edwards	11.0
83-84	Taiqua Brittingham	13.3
84-85	Renee Dennis	14.2
85-86	Renee Dennis	19.9
86-87	Renee Dennis	19.2
87-88	Michelle Bain	16.8
88-89	Amy Byrne	15.0
89-90	Amy Byrne	20.0
90-91	Jeni Garber	13.6
91-92	Lisa Griffith	12.3
92-93	Jenny Root	14.9
93-94	Christi Osborne	14.5
94-95	Jenny Root	16.5
95-96	Michelle (Hollister) Houseright	17.3
96-97	Kim Seaver	13.8
97-98	Tere Williams	13.4
98-99	Tere Williams	15.6
99-00	Tere Williams	15.2
00-01	Tere Williams	15.2
01-02	Ieva Kublina	15.6
02-03	Ieva Kublina	15.0
03-04	Ieva Kublina	13.7
04-05	Erin Gibson	11.3
05-06	Dawn Chriss	13.2
06-07	Kirby Copeland	15.0
07-08	Brittany Cook	17.9
08-09	Utahya Drye	14.3

## Points

1976-77	Kelly Bradley	208
77-78	Peg Bunger	288
78-79	Karen Garbis	291
79-80	Julie Williams	359

80-81	Maureen Corrigan	350
81-82	Robin Lee	350
82-83	Tammie Edwards	275
83-84	Taiqua Brittingham	387
84-85	Renee Dennis	412
85-86	Renee Dennis	538
86-87	Renee Dennis	558
87-88	Michelle Bain	471
88-89	Amy Byrne	435
89-90	Amy Byrne	561
90-91	Jeni Garber	367
91-92	Lisa Griffith	333
92-93	Jenny Root	416
93-94	Christi Osborne	434
94-95	Jenny Root	510
95-96	Michelle (Hollister) Houseright	467
96-97	Kim Seaver	427
97-98	Tere Williams	414
98-99	Tere Williams	468
99-00	Tere Williams	411
00-01	Tere Williams	457
01-02	Ieva Kublina	498
02-03	Ieva Kublina	481
03-04	Ieva Kublina	426
04-05	Erin Gibson	328
05-06	Kerri Gardin	333
06-07	Kirby Copeland	479
07-08	Brittany Cook	537
08-09	Utahya Drye	430

## Rebounds

1976-77	Karen Garbis	96
77-78	Peg Bunger	184
78-79	Sandy Berry	176
79-80	Julie Williams	227
80-81	Maureen Corrigan	172
81-82	Tammie Edwards	275
82-83	Tammie Edwards	215
83-84	Robin Lee	171
84-85	Renee Dennis	215

85-86	Susan Walvius	272
86-87	Renee Dennis	205
87-88	Michelle Bain	215
88-89	Missy Sallade	252
89-90	Missy Sallade	237
90-91	Dayna Sonovick	157
91-92	Angela Donnell	147
92-93	Jenny Root	224
93-94	Jenny Root	218
94-95	Jenny Root	253
95-96	Michelle (Hollister) Houseright	245
96-97	Renee Maitland	191
97-98	Tere Williams	237
98-99	Tere Williams	221
99-00	Tere Williams	218
00-01	Tere Williams	177
01-02	Ieva Kublina	249
02-03	Ieva Kublina	238
03-04	Erin Gibson	215
04-05	Kerri Gardin	232
05-06	Kerri Gardin	289
06-07	Nare Diawara	274
07-08	Brittany Cook	191
08-09	Utahya Drye	195

## Rebounding Average

1976-77	Karen Garbis	7.4
77-78	Karen Garbis	8.1
78-79	Sandy Berry	7.3
79-80	Julie Williams	7.8
80-81	Maureen Corrigan	5.7
81-82	Tammie Edwards	9.8
82-83	Tammie Edwards	8.6
83-84	Robin Lee	5.7
84-85	Renee Dennis; Susan Walvius	7.4
85-86	Susan Walvius	9.7
86-87	Renee Dennis	7.1
87-88	Michelle Bain	7.7
88-89	Missy Sallade	8.7
89-90	Missy Sallade	8.5



90-91	Dayna Sonovick	5.8
91-92	Angela Donnell	5.3
92-93	Jenny Root	8.0
93-94	Jenny Root	7.3
94-95	Jenny Root	8.2
95-96	Michelle (Hollister) Houseright	9.1
96-97	Renee Maitland	6.2
97-98	Tere Williams	7.6
98-99	Tere Williams	7.4
99-00	Tere Williams	8.1
00-01	Tere Williams	5.9
01-02	Ieva Kublina	7.8
02-03	Ieva Kublina	7.4
03-04	Erin Gibson	6.9
04-05	Kerri Gardin	8.0
05-06	Kerri Gardin	10.0
06-07	Nare Diawara	8.1
07-08	Brittany Cook	6.4
08-09	Utahya Drye	6.5

### Field Goals Made

1976-77	Kelly Bradley	94
77-78	Karen Garbis	125
78-79	Karen Garbis	146
79-80	Julie Williams	167
80-81	Maureen Corrigan	120
81-82	Kathy Hanover	132
82-83	Kathy Hanover	109
83-84	Taiqua Brittingham	164
84-85	Susan Walvius	175
85-86	Susan Walvius	202
86-87	Renee Dennis	212
87-88	Michelle Bain	204
88-89	Amy Byrne	163
89-90	Amy Byrne	205
90-91	Dayna Sonovick	135
91-92	Lisa Griffith	132
92-93	Jenny Root	163
93-94	Jenny Root	165
94-95	Jenny Root	204
95-96	Michelle (Hollister) Houseright	177
96-97	Kim Seaver	182
97-98	Tere Williams	170
98-99	Tere Williams	192
99-00	Tere Williams	156
00-01	Tere Williams	176
01-02	Ieva Kublina	198
02-03	Ieva Kublina	173
03-04	Ieva Kublina	155
04-05	Kerri Gardin	128
05-06	Dawn Chriss	164
06-07	Kirby Copeland	191
07-08	Brittany Cook	206
08-09	Utahya Drye	176

### Field Goal Percentage

1976-77	Kelly Bradley	.461
77-78	Peg Bunger	.466
78-79	Peg Bunger	.496
79-80	Julie Williams	.474
80-81	Julie Williams	.490
81-82	Taiqua Brittingham	.525
82-83	Taiqua Brittingham	.460
83-84	Taiqua Brittingham	.529
84-85	Joyce Waddy	.538
85-86	Joyce Waddy	.508
86-87	Michelle Bain	.526
87-88	Michelle Bain	.564
88-89	Missy Sallade	.573
89-90	Amy Byrne	.498
90-91	Lisa Griffith	.469
91-92	Lisa Griffith	.500

92-93	Jenny Root	.580
93-94	Jenny Root	.511
94-95	Jenny Root	.533
95-96	Michelle (Hollister) Houseright	.492
96-97	Kim Seaver	.517
97-98	Tere Williams	.538
98-99	Tere Williams	.602
99-00	Tere Williams	.595
00-01	Tere Williams	.481
01-02	Ieva Kublina	.473
02-03	Erin Gibson	.474
03-04	Erin Gibson	.485
04-05	Britney Anderson	.509
05-06	Dawn Chriss	.503
06-07	Nare Diawara	.495
07-08	Brittany Cook	.502
08-09	Utahya Drye	.467

### 3-Pt Field Goals Made

1987-88	Lisa Haney	29
88-89	Jeni Garber	57
89-90	Sarah Hillyer	53
90-91	Jeni Garber	70
91-92	Dayna Sonovick	28
92-93	Lisa Griffith	31
93-94	Sue Logsdon	25
94-95	Christi Osborne	23
95-96	Sherry Banks	28
96-97	Renee Maitland	36
97-98	Maria Albertsson	20
98-99	Maria Albertsson	31
99-00	Sarah Hicks	36
00-01	Sarah Hicks	42
01-02	Sarah Hicks	64
02-03	Carrie Mason	42
03-04	Carrie Mason	51
04-05	Carrie Mason	45
05-06	Carrie Mason	62
06-07	Lindsay Biggs	28
07-08	Lindsay Biggs	32
08-09	Lindsay Biggs	71

### Free Throws Made

1976-77	Karen Garbis	37
77-78	Karen Garbis	68
78-79	Sis Spriggs	51
79-80	Sandy Berry	58
80-81	Maureen Corrigan	110
81-82	Tammie Edwards	100
82-83	Tammie Edwards	73
83-84	Robin Lee	79
84-85	Renee Dennis	86
85-86	Renee Dennis	136
86-87	Renee Dennis	134
87-88	Michelle Bain	63
88-89	Missy Sallade	124
89-90	Amy Byrne	151
90-91	Lisa Griffith	74
91-92	Jenny Root	50
92-93	Jenny Root	90
93-94	Christi Osborne	97
94-95	Jenny Root	102
95-96	Michelle (Hollister) Houseright	107
96-97	Kim Seaver	63
97-98	Amy Wetzel	112
98-99	Amy Wetzel	153
99-00	Amy Wetzel	101
00-01	Tere Williams	104
01-02	Chrystal Starling	104
02-03	Ieva Kublina	112
03-04	Ieva Kublina	95
04-05	Dawn Chriss	81

05-06	Dawn Chriss	77
06-07	Nare Diawara	115
07-08	Brittany Cook	95
08-09	Utahya Drye	75

### Free Throw Percentage (Minimum of 2 attempts per game)

1976-77	Thea Bertoia	.656
77-78	Karen Garbis	.648
78-79	Pauline Landes	.606
79-80	Sandy Berry	.763
80-81	Maureen Corrigan	.775
81-82	Maureen Corrigan	.737
82-83	Taiqua Brittingham	.660
83-84	Robin Lee	.760
84-85	Robin Lee	.720
88-89	Amy Byrne	.820
89-90	Amy Byrne	.744
90-91	Sue Logsdon	.889
91-92	Jenny Root	.714
92-93	Lisa Griffith	.836
93-94	Christi Osborne	.874
94-95	Christi Osborne	.816
95-96	Terri Garland	.779
96-97	Katie O'Connor	.820
97-98	Kelly Drinka	.870
98-99	Amy Wetzel	.754
99-00	Tere Williams	.811
00-01	Chrystal Starling	.869
01-02	Chrystal Starling	.806
02-03	Chrystal Starling	.863
03-04	Dawn Chriss	.837
04-05	Carrie Mason	.831
05-06	Carrie Mason	.810
06-07	Nare Diawara	.723
07-08	Brittany Cook	.766
08-09	Utahya Drye	.735

### Assists

1976-77	not recorded	
77-78	Gail Kelly	46
78-79	Sandy Berry	120
79-80	Sandy Berry	139
80-81	Sandy Berry	125
81-82	Jackie Ansley	94
82-83	Jackie Ansley	94
83-84	Jackie Ansley	115
84-85	Taiqua Brittingham	114
85-86	Maureen Donovan	164
86-87	Maureen Donovan	143
87-88	Denise Kayajian	97
88-89	Stephanie Green	108
89-90	Sandy Michel	83
90-91	Jeni Garber	108
91-92	Phyllis Tonkin	97
92-93	Lisa Leftwich	100
93-94	Lisa Leftwich	110
94-95	Terri Garland	116
95-96	Terri Garland	102
96-97	Lisa Witherspoon	124
97-98	Lisa Witherspoon	219
98-99	Lisa Witherspoon	246
99-00	Amy Wetzel	152
00-01	Amy Wetzel	86
01-02	Lisa Garneri	127
02-03	Carrie Mason	106
03-04	Kerri Gardin	90
04-05	Carrie Mason	98
05-06	Kirby Copeland	87
06-07	Kirby Copeland	146
07-08	Laura Haskins	133
08-09	Laura Haskins	138



# Tech's Top Ten The Hokies' Top Ten Performances



Renee  
Dennis

## Points (Career)

1983-87	Renee Dennis, 115 games	1791
97-01	Tere Williams, 118 games	1750
00-04	Ieva Kublina, 126 games	1647
91-95	Jenny Root, 117 games	1582
91-95	Christi Osborne, 117 games	1500
96-01	Amy Wetzel, 129 games	1444
02-06	Carrie Mason, 123 games	1369
99-03	Chrystal Starling, 121 games	1340
86-90	Amy Byrne, 113 games	1291
82-86	Susan Walvius, 105 games	1161

## Points (Season)

1989-90	Amy Byrne, Sr., 28 games	561
86-87	Renee Dennis, Sr., 29 games	558
85-86	Renee Dennis, Jr., 27 games	538
07-08	Brittany Cook, Jr., 30 games	537
94-95	Jenny Root, Sr., 31 games	510
01-02	Ieva Kublina, So., 32 games	498
02-03	Ieva Kublina, Jr., 32 games	481
06-07	Kirby Copeland, Sr., 34 games	479
85-86	Susan Walvius, Sr., 28 games	475
87-88	Michelle Bain, Sr., 28 games	471

## Scoring Average (Career)

1983-87	Renee Dennis, 115 games	15.6
97-01	Tere Williams, 118 games	14.8
91-95	Jenny Root, 117 games	13.5
00-04	Ieva Kublina, 126 games	13.1
91-95	Christi Osborne, 117 games	12.8
88-91	Jeni Garber, 56 games	12.6
86-90	Amy Byrne, 113 games	11.4
96-01	Amy Wetzel, 129 games	11.2
02-06	Carrie Mason, 123 games	11.1
99-03	Chrystal Starling, 121 games	11.1
86-87	Susan Walvius, 105 games	11.1

## Scoring Average (Season)

1989-90	Amy Byrne, Sr., 28 games	20.0
85-86	Renee Dennis, Jr., 27 games	19.9
86-87	Renee Dennis, Sr., 29 games	19.2
95-96	Michelle (Hollister) Houseright, So., 27 games	17.3
07-08	Brittany Cook, Jr., 30 games	17.9

85-86	Susan Walvius, Sr., 28 games	17.0
87-88	Michelle Bain, Sr., 28 games	16.8
94-95	Jenny Root, Sr., 31 games	16.5
01-02	Ieva Kublina, So., 32 games	15.6
98-99	Tere Williams, So., 31 games	15.6

## Field Goals Made (Career)

1997-01	Tere Williams, 118 games	694
83-87	Renee Dennis, 115 games	680
91-95	Jenny Root, 117 games	626
00-04	Ieva Kublina, 126 games	613
91-95	Christi Osborne, 117 games	581
82-86	Susan Walvius, 105 games	505
86-90	Amy Byrne, 113 games	479
99-03	Chrystal Starling, 121 games	462
82-86	Angie Kelly, 104 games	451
84-88	Michelle Bain, 110 games	447

## Field Goals Made (Season)

1986-87	Renee Dennis, Sr., 29 games	212
07-08	Brittany Cook, Jr., 30 games	206
89-90	Amy Byrne, Sr., 28 games	205
94-95	Jenny Root, Sr., 31 games	204
87-88	Michelle Bain, Sr., 28 games	204
85-86	Susan Walvius, Sr., 28 games	202
85-86	Renee Dennis, Jr., 27 games	201
01-02	Ieva Kublina, So., 32 games	198
98-99	Tere Williams, So., 31 games	192
06-07	Kirby Copeland, Sr., 34 games	191

## Three-Point FG Made (Career)

02-06	Carrie Mason, 123 games	200
1997-02	Sarah Hicks, 119 games	157
06-	Lindsay Biggs, 93 games	131
88-91	Jeni Garber, 56 games	127
87-92	Dayna Sonovick, 85 games	84
00-04	Ieva Kublina, 126 games	77

91-95	Christi Osborne, 117 games	71
96-01	Amy Wetzel, 129 games	67
05-08	Brittany Cook, 94 games	65
99-03	Chrystal Starling, 121 games	65

## Three-Point FG Made (Season)

08-09	Lindsay Biggs, Jr., 30 games	71
90-91	Jeni Garber, Sr., 27 games	70
01-02	Sarah Hicks, Sr., 32 games	64
05-06	Carrie Mason, Sr., 31 games	62
88-89	Jeni Garber, Jr., 29 games	57
03-04	Carrie Mason, So., 31 games	51
89-90	Sarah Hillyer, Fr., 28 games	53
04-05	Carrie Mason, Jr., 29 games	45
02-03	Carrie Mason, Fr., 32 games	42
00-01	Sarah Hicks, Jr., 31 games	42

## Free Throws Made (Career)

1996-01	Amy Wetzel, 129 games	489
83-87	Renee Dennis, 115 games	431
97-01	Tere Williams, 118 games	361
99-03	Chrystal Starling, 121 games	351
00-04	Ieva Kublina, 126 games	344
86-90	Amy Byrne, 113 games	333
91-95	Jenny Root, 117 games	329
02-06	Carrie Mason, 123 games	293
81-85	Robin Lee, 112 games	289
86-90	Missy Sallade, 108 games	270

## Free Throws Made (Season)

1998-99	Amy Wetzel, So., 31 games	153
89-90	Amy Byrne, Sr., 28 games	151
85-86	Renee Dennis, Jr., 27 games	136
86-87	Renee Dennis, Sr., 29 games	134
88-89	Missy Sallade, Jr., 29 games	124
06-07	Nare Diawara, Sr., 34 games	115
02-03	Ieva Kublina, Jr., 32 games	112

## Field-Goal Percentage (Career)

(Minimum 3 made per game)

1997-01	Tere Williams, 118 games	(694-1263)	.550
91-95	Jenny Root, 117 games	(626-1163)	.538
86-90	Missy Sallade, 108 games	(328-630)	.521
84-88	Michelle Bain, 110 games	(447-851)	.511
81-85	Taiqua Brittingham, 105 games	(383-751)	.510
02-06	Dawn Chriss, 116 games	(424-858)	.494
82-86	Susan Walvius, 105 games	(505-1046)	.483
79-81	Julie Williams, 58 games	(269-560)	.480
05-	Brittany Cook, 94 games	(393-822)	.478
01-05	Erin Gibson, 123 games	(439-926)	.474
86-90	Amy Byrne, 113 games	(479-1021)	.470
89-93	Lisa Griffith, 102 games	(389-832)	.467
95-99	Michelle (Hollister) Houseright, 115 games	(426-912)	.467

## Field-Goal Percentage (Season)

(Minimum 4 made per game)

1998-99	Tere Williams, So., 31 games	(192-319)	.602
99-00	Tere Williams, Jr., 27 games	(156-262)	.595
92-93	Jenny Root, So., 28 games	(163-281)	.580
88-89	Missy Sallade, Jr., 29 games	(138-241)	.573
87-88	Michelle Bain, Sr., 28 games	(204-362)	.564
97-98	Tere Williams, Fr., 31 games	(170-316)	.538
94-95	Jenny Root, Sr., 31 games	(204-383)	.533
83-84	Taiqua Brittingham, Jr., 29 games	(164-310)	.529
86-87	Michelle Bain, Jr., 29 games	(131-249)	.526
84-85	Renee Dennis, So., 29 games	(163-313)	.521



Tere  
Williams



97-98	Amy Wetzel, r-Fr., 31 games	112
80-81	Maureen Corrigan, Jr., 30 games	110
88-89	Amy Byrne, Jr., 29 games	109

### Rebounds (Career)

1997-01	Tere Williams, 118 games	853
00-04	Ieva Kublina, 126 games	845
91-95	Jenny Root, 117 games	815
83-87	Renee Dennis, 115 games	792
02-06	Kerri Gardin, 116 games	784
01-05	Erin Gibson, 123 games	752
79-83	Tammie Edwards, 107 games	748
82-86	Susan Walvius, 105 games	644
84-88	Michelle Bain, 110 games	619
86-90	Amy Byrne, 113 games	618

### Rebounds (Season)

2005-06	Kerri Gardin, Sr., 29 games	289
81-82	Tammie Edwards, Jr., 28 games	275
06-07	Nare Diawara, Sr., 34 games	274
85-86	Susan Walvius, Sr., 28 games	272
94-95	Jenny Root, Sr., 31 games	253
88-89	Missy Sallade, Jr., 29 games	252
01-02	Ieva Kublina, So., 32 games	249
95-96	Michelle Hollister, So., 27 games	245
02-03	Ieva Kublina, Jr., 32 games	238
89-90	Missy Sallade, Sr., 28 games	237
97-98	Tere Williams, Fr., 31 games	237

### Rebounding Average (Career)

1997-01	Tere Williams, 118 games	7.2
91-95	Jenny Root, 117 games	7.0
76-79	Karen Garbis, 62 games	7.0
79-83	Tammie Edwards, 107 games	7.0
83-87	Renee Dennis, 115 games	6.9
00-04	Ieva Kublina, 126 games	6.7
02-06	Kerri Gardin, 119 games	6.6
79-81	Julie Williams, 58 games	6.3
01-05	Erin Gibson, 94 games	6.1
82-86	Susan Walvius, 105 games	6.1

### Free-Throw Percentage (Career)

(Minimum 1.5 made per game)

1991-95	Christi Osborne, 117 games	(267-322)	.829
99-03	Chrystal Starling, 121 games	(351-425)	.826
02-06	Carrie Mason, 123 games	(293-366)	.801
90-94	Sue Logsdon, 105 games	(203-257)	.790
89-93	Lisa Griffith, 102 games	(191-247)	.773
00-04	Ieva Kublina, 126 games	(344-447)	.770
80-82	Maureen Corrigan, 55 games	(166-218)	.761
86-90	Amy Byrne, 113 games	(333-438)	.760
96-99	Katie O'Connor, 120 games	(216-286)	.755
02-06	Dawn Chriss, 116 games	(268-358)	.749

### Free-Throw Percentage (Season)

(Min. 60 attempts)

1990-91	Sue Logsdon, Fr., 27 games	(72-81)	.889
93-94	Christi Osborne, Jr., 30 games	(97-111)	.874
00-01	Chrystal Starling, So., 31 games	(93-107)	.869
02-03	Chrystal Starling, Sr., 27 games	(88-102)	.863
92-93	Lisa Griffith, Sr., 28 games	(62-74)	.838
03-04	Dawn Chriss, So., 31 games	(87-104)	.837
04-05	Carrie Mason, Jr., 29 games	(64-77)	.831
90-91	Lisa Griffith, So., 27 games	(74-89)	.831
03-04	Ieva Kublina, Sr., 31 games	(95-115)	.826
88-89	Amy Byrne, Jr., 29 games	(109-133)	.820

### Rebounding Average (Season)

2005-06	Kerri Gardin, Sr., 29 games	10.0
81-82	Tammie Edwards, Jr., 28 games	9.8
85-86	Susan Walvius, Sr., 28 games	9.7
95-96	Michelle (Hollister) Houseright, So., 27 games	9.1
88-89	Missy Sallade, Jr., 29 games	8.7
82-83	Tammie Edwards, Sr., 25 games	8.6
89-90	Missy Sallade, Sr., 28 games	8.5
99-00	Tere Williams, Jr., 27 games	8.4
85-86	Renee Dennis, Jr., 27 games	8.3
94-95	Jenny Root, Sr., 31 games	8.2

### Blocked Shots (Career)

2000-04	Ieva Kublina, 126 games	256
82-86	Susan Walvius, 105 games	204
91-95	Jenny Root, 117 games	133
84-88	Michelle Bain, 110 games	109
01-05	Erin Gibson, 94 games	108
96-00	Kim Seaver, 85 games	106
07-08	Amber Hall, 89 games	96
02-06	Kerri Gardin, 119 games	91
03-07	Nare Diawara, 90 games	88
79-81	Julie Williams, 82 games	82

### Blocked Shots (Season)

1985-86	Susan Walvius, Sr., 28 games	93
01-02	Ieva Kublina, So., 32 games	86
84-85	Susan Walvius, Jr., 28 games	73
03-04	Ieva Kublina, Sr., 31 games	73
02-03	Ieva Kublina, Jr., 32 games	62
96-97	Kim Seaver, Fr., 31 games	54
07-08	Amber Hall, Jr., 30 games	53
06-07	Nare Diawara, Sr., 34 games	53
96-97	Meg Hunter, Fr., 31 games	49
79-80	Julie Williams, Fr., 29 games	43
86-87	Michelle Bain, Jr., 29 games	43
04-05	Erin Gibson, Sr., 29 games	43

### Steals (Career)

1981-85	Taiqua Brittingham, 105 games	252
---------	-------------------------------	-----



Lisa Witherspoon

### Assists (Career)

1996-99	Lisa Witherspoon, 112 games	635
83-87	Maureen Donovan, 115 games	410
96-01	Amy Wetzel, 129 games	399
05-09	Laura Haskins, 123 games	389
78-81	Sandy Berry, 83 games	384
91-95	Lisa Leftwich, 111 games	371
92-96	Terri Garland, 114 games	369
02-06	Carrie Mason, 123 games	364
88-92	Phyllis Tonkin, 100 games	319
06-07	Kirby Copeland, 118 games	317

### Assists (Season)

1998-99	Lisa Witherspoon, Sr., 30 games	246
97-98	Lisa Witherspoon, Jr., 31 games	219
85-86	Maureen Donovan, Jr., 28 games	164
99-00	Amy Wetzel, Jr., 31 games	152
06-07	Kirby Copeland, Sr., 34 games	146
86-87	Maureen Donovan, Sr., 29 games	143
79-80	Sandy Berry, Jr., 29 games	139
08-09	Laura Haskins, Sr., 30 games	138
07-08	Laura Haskins, Jr., 30 games	133
01-02	Lisa Guarneri, Sr., 32 games	127

96-01	Amy Wetzel, 129 games	235
96-99	Lisa Witherspoon, 112 games	219
03-07	Kirby Copeland, 118 games	190
05-09	Laura Haskins, 123 games	175
78-81	Sandy Berry, 83 games	175
02-06	Carrie Mason, 123 games	173
02-06	Dawn Chriss, 116 games	164
91-95	Lisa Leftwich, 111 games	161
02-06	Kerri Gardin, 119 games	157
81-84	Jackie Ansley, 83 games	157

### Steals (Season)

1998-99	Lisa Witherspoon, Sr., 30 games	86
83-84	Taiqua Brittingham, Jr., 29 games	78
96-97	Renee Maitland, Jr., 31 games	77
78-79	Sandy Berry, So., 24 games	70
06-07	Kirby Copeland, Sr., 34 games	68
83-84	Jackie Ansley, Sr., 30 games	68
84-85	Taiqua Brittingham, Sr., 23 games	66
82-83	Taiqua Brittingham, So., 25 games	62
97-98	Lisa Witherspoon, Jr., 31 games	62
08-09	Laura Haskins, Sr., 30 games	60
88-89	Jeni Garber, Jr., 29 games	60



Sue Logsdon



# The 1,000-Point Club

## RENEE DENNIS • 1,791

Year	G/GS	Min.	FG-FGA	Pct.	3P-3PA	Pct.	FT-FTA	Pct.	Reb.	Avg.	A	TO	BS	ST	Pts.	Avg.
1983-84	30/2	618	104-231	.450	-----	----	75-116	.647	148	4.9	9	50	5	11	283	9.4
1984-85	29/25	789	163-313	.521	-----	----	86-138	.623	215	7.4	11	73	8	21	412	14.2
1985-86	27/27	956	201-445	.452	-----	----	136-202	.673	224	8.3	25	98	5	22	538	19.9
1986-87	29/29	1,001	212-472	.449	-----	----	134-182	.736	205	7.1	46	100	0	22	558	19.2
Total	115/83	3,364	680-1,461	.465	-----	----	431-638	.676	792	6.9	91	321	18	76	1,791	15.6

## TERE WILLIAMS • 1,750

Year	G/GS	Min.	FG-FGA	Pct.	3P-3PA	Pct.	FT-FTA	Pct.	Reb.	Avg.	A	TO	BS	ST	Pts.	Avg.
1997-98	31/28	776	170-316	.538	0-0	.000	74-124	.597	237	7.6	16	85	15	36	414	13.4
1998-99	30/29	822	192-319	.604	0-0	.000	84-113	.750	221	7.5	27	66	22	29	468	15.6
1999-00	27/25	807	156-262	.595	0-1	.000	99-122	.811	218	8.4	19	76	14	32	411	15.1
2000-01	30/30	814	176-366	.481	1-15	.067	104-136	.764	177	5.9	30	78	16	26	457	15.2
Total	118/112	3,219	694-1263	.550	1-16	.063	361-495	.729	853	7.2	92	305	67	123	1,750	14.8

## IEVA KUBLINA • 1,647

Year	G/GS	Min	FG-FGA	Pct.	3P-3PA	Pct.	FT-FTA	Pct.	Reb.	Avg.	A	TO	BS	ST	Pts.	Avg.
2000-01	31/3	642	87-199	.437	13-38	.342	55-85	.647	154	5.0	15	46	35	11	242	7.8
2001-02	32/32	976	198-419	.473	20-53	.377	82-107	.766	249	7.8	30	74	86	23	498	15.6
2002-03	32/32	1,046	173-383	.452	23-65	.354	112-140	.800	238	7.4	44	81	62	30	481	15.0
2003-04	31/31	999	155-374	.414	21-78	.269	95-115	.826	204	6.6	26	72	73	23	426	13.7
Totals	126/98	3,663	613-1,375	.446	77-234	.329	344-447	.770	845	6.7	115	273	256	87	1,647	13.1

## JENNY ROOT • 1,582

Year	G/GS	Min.	FG-FGA	Pct.	3P-3PA	Pct.	FT-FTA	Pct.	Reb.	Avg.	A	TO	BS	ST	Pts.	Avg.
1991-92	28/1	527	94-176	.534	1-1	1.000	50-70	.714	120	4.3	12	38	27	14	239	8.5
1992-93	28/25	777	163-281	.580	0-0	.000	90-123	.732	224	8.0	22	58	39	20	416	14.9
1993-94	30/30	924	165-323	.511	0-0	.000	87-136	.640	218	7.3	21	46	30	26	417	13.9
1994-95	31/31	962	204-383	.533	0-0	.000	102-157	.650	253	8.2	30	74	37	27	510	16.5
Total	117/87	3,190	626-1,163	.538	1-1	1.000	329-486	.677	815	7.0	85	216	133	87	1,582	13.5

## CHRISTI OSBORNE • 1,500

Year	G/GS	Min	FG-FGA	Pct.	3P-3PA	Pct.	FT-FTA	Pct.	Reb.	Avg.	A	TO	BS	ST	Pts.	Avg.
1991-92	28/20	880	120-271	.443	9-27	.333	37-45	.822	144	5.1	66	79	15	24	286	10.2
1992-93	28/28	917	149-335	.445	24-60	.400	62-79	.785	142	5.1	92	73	14	30	384	13.7
1993-94	30/30	1,000	161-373	.432	15-51	.294	97-111	.874	138	4.6	78	72	8	18	434	14.5
1994-95	31/31	1,054	151-365	.414	23-78	.295	71-87	.816	142	4.6	80	71	17	24	396	12.8
Total	117/109	3,851	581-1,344	.432	71-216	.329	267-322	.829	566	4.8	316	295	54	96	1,500	12.8

## AMY WETZEL • 1,444

Year	G/GS	Min	FG-FGA	Pct.	3P-3PA	Pct.	FT-FTA	Pct.	Reb.	Avg.	A	TO	BS	ST	Pts.	Avg.
1996-97	6/1	180	18-43	.419	7-19	.368	28-34	.824	23	3.8	10	10	2	17	71	11.8
1997-98	31/27	908	106-235	.451	6-43	.140	112-140	.800	126	4.1	67	81	6	57	330	10.6
1998-99	30/29	1,032	127-307	.414	25-65	.385	153-203	.754	167	5.6	84	92	3	55	432	14.6
1999-00	31/31	1,059	105-242	.434	14-44	.318	101-138	.732	140	4.5	152	110	7	57	325	10.5
2000-01	31/31	950	88-206	.427	15-37	.405	95-120	.792	109	3.5	86	76	1	49	286	9.2
Total	129/119	4,129	444-1,033	.430	67-208	.322	489-635	.770	565	4.4	399	369	19	235	1,444	11.2

## CARRIE MASON • 1,369

Year	G/GS	Min	FG-FGA	Pct.	3P-3PA	Pct.	FT-FTA	Pct.	Reb.	Avg.	A	TO	BS	ST	Pts.	Avg.
02-03	32/30	1,108	107-229	.467	42-103	.408	82-106	.774	108	3.4	106	101	4	26	338	10.6
03-04	31/31	1,100	114-272	.419	51-129	.395	79-99	.798	91	2.9	84	86	4	58	358	11.5
04-05	29/29	955	97-245	.396	45-108	.417	64-77	.831	80	2.8	98	93	12	30	303	10.4
05-06	31/31	1,016	120-260	.462	62-140	.443	68-84	.810	59	1.9	76	80	3	59	370	11.9
Totals	123/121	4,179	438-1,006	.435	200-480	.417	293-366	.801	338	2.7	364	360	23	173	1,369	11.1



Renee Dennis



Tere Williams



Ieva Kublina



Jenny Root



Christi Osborne



Amy Wetzel



Carrie Mason



## CHRYSTAL STARLING • 1,340

Year	G/GS	Min	FG-FGA	Pct.	3P-3PA	Pct.	FT-FTA	Pct.	Reb.	Avg.	A	TO	BS	ST	Pts.	Avg.
1999-00	31/23	890	132-288	.458	13-29	.448	66-87	.759	119	3.8	78	104	9	42	343	11.1
2000-01	31/0	764	108-254	.425	15-50	.300	93-107	.869	136	4.4	49	83	14	27	324	10.5
2001-02	32/18	805	119-270	.441	22-68	.324	104-129	.806	97	3.0	50	60	6	33	364	11.4
2002-03	27/16	730	103-263	.392	15-63	.238	88-102	.863	105	3.9	45	78	2	25	309	11.4
Totals	121/57	3,189	462-1,075	.429	65-210	.310	351-425	.826	457	3.8	222	325	31	127	1,340	11.1

## AMY BYRNE • 1,291

Year	G/GS	Min	FG-FGA	Pct.	3P-3PA	Pct.	FT-FTA	Pct.	Reb.	Avg.	A	TO	BS	ST	Pts.	Avg.
1986-87	28/0	306	38-108	.352	-----	----	46-60	.767	83	3.0	11	29	4	11	122	4.4
1987-88	28/1	490	73-177	.412	0-0	.000	27-42	.643	116	4.1	16	27	5	13	173	6.2
1988-89	29/29	882	163-324	.503	0-0	.000	109-133	.820	217	7.5	19	69	6	23	435	15.0
1989-90	28/28	894	205-412	.498	0-0	.000	151-203	.744	202	7.2	26	66	2	26	561	20.0
Total	113/58	2,572	479-1,021	.469	0-0	.000	333-438	.760	618	5.5	72	191	17	73	1,291	11.4

## SUSAN WALVIUS • 1,161

Year	G/GS	Min	FG-FGA	Pct.	3P-3PA	Pct.	FT-FTA	Pct.	Reb.	Avg.	A	TO	BS	ST	Pts.	Avg.
1982-83	24/0	300	63-144	.436	-----	----	13-16	.813	77	3.2	6	25	17	8	139	5.8
1983-84	25/0	317	65-143	.454	-----	----	26-36	.722	87	3.5	6	18	21	4	156	6.2
1984-85	28/26	753	175-352	.497	-----	----	41-62	.661	208	7.4	17	58	73	27	391	14.0
1985-86	28/28	884	202-407	.496	-----	----	71-97	.732	272	9.7	25	42	93	26	475	17.0
Total	105/54	2,254	505-1,046	.483	-----	----	151-211	.716	644	6.1	54	143	204	65	1,161	11.1

## ROBIN LEE • 1,147

Year	G/GS	Min	FG-FGA	Pct.	3P-3PA	Pct.	FT-FTA	Pct.	Reb.	Avg.	A	TO	BS	ST	Pts.	Avg.
1981-82	28/26	757	126-309	.408	-----	----	98-135	.726	126	4.5	24	83	13	27	350	12.5
1982-83	25/224	640	95-255	.373	-----	----	44-74	.595	101	4.0	34	63	9	17	234	9.4
1983-84	30/30	744	105-265	.396	-----	----	79-104	.760	171	5.7	64	88	19	20	289	9.6
1984-85	29/26	639	108-233	.464	-----	----	58-74	.784	97	3.3	58	82	8	26	274	9.4
Total	112/106	2,780	434-1,062	.409	-----	----	279-387	.721	495	4.4	80	316	49	90	1,147	10.2

## DAWN CHRISS • 1,121

Year	G/GS	Min	FG-FGA	Pct.	3P-3PA	Pct.	FT-FTA	Pct.	Reb.	Avg.	A	TO	BS	ST	Pts.	Avg.
02-03	25/0	235	28-54	.519	0-0	.000	23-32	.719	44	1.8	21	17	3	14	79	3.2
03-04	31/31	943	114-237	.481	1-3	.333	87-104	.837	146	4.7	72	81	28	44	316	10.2
04-05	29/29	789	118-241	.490	1-8	.125	81-112	.723	123	4.2	62	55	14	49	318	11.0
05-06	31/31	908	164-326	.503	3-14	.214	77-110	.700	139	4.5	65	77	16	57	408	13.2
Totals	116/91	2,875	424-858	.494	5-25	.200	268-358	.749	452	3.9	220	230	61	164	1,121	9.7

## ERIN GIBSON • 1,117

Year	G/GS	Min	FG-FGA	Pct.	3P-3PA	Pct.	FT-FTA	Pct.	Reb.	Avg.	A	TO	BS	ST	Pts.	Avg.
2001-02	32/0	533	84-168	.500	0-0	.000	34-59	.576	148	4.6	9	52	26	22	202	6.3
2002-03	31/30	916	118-249	.474	0-1	.000	64-126	.508	216	7.0	30	66	29	28	300	9.7
2003-04	31/30	956	111-229	.485	0-0	.000	65-108	.602	215	6.9	24	64	24	13	287	9.3
2004-05	29/29	858	126-280	.450	0-1	.000	76-122	.623	173	6.0	32	60	43	29	328	11.3
Total	123/89	3,263	439-926	.474	0-2	.000	239-415	.576	752	6.1	95	242	122	92	1,117	9.1

## MICHELLE (HOLLISTER) HOUSERIGHT • 1,112

Year	G/GS	Min	FG-FGA	Pct.	3P-3PA	Pct.	FT-FTA	Pct.	Reb.	Avg.	A	TO	BS	ST	Pts.	Avg.
1994-95	28/0	255	23-92	.250	2-13	.154	18-26	.692	59	2.1	14	36	11	13	66	2.4
1995-96	27/26	816	177-360	.492	6-19	.316	107-172	.622	245	9.1	24	76	23	53	467	17.3
1996-97	Did not play															
1997-98	29/6	652	108-217	.498	0-0	.000	60-94	.638	165	5.7	35	64	12	27	276	9.5
1998-99	31/11	669	118-243	.486	1-2	.500	66-88	.750	140	4.5	30	47	7	46	303	9.8
Total	115/43	2,392	426-912	.467	9-34	.265	251-380	.661	609	5.3	103	223	53	139	1,112	9.7



Chrystal Starling



Amy Byrne



Susan Walvius



Robin Lee



Dawn Chriss



Erin Gibson



Michelle (Hollister) Houseright



## KIRBY COPELAND • 1,094

Year	G/GS	MP	FGM-Att	Pct.	3PTM-Att	Pct.	FT-Att	Pct.	Reb.	Avg.	A	TO	BS	ST	Pts.	Avg.
03-04	30/0	346	38-97	.392	0-0	.000	24-39	.615	70	2.3	29	56	3	26	100	3.3
04-05	26/13	508	75-208	.361	0-7	.000	72-101	.713	101	3.9	55	69	2	38	222	8.5
05-06	30/29	768	114-291	.392	2-15	.133	63-103	.612	100	3.3	87	92	3	58	293	9.8
06-07	32/32	1002	191-447	.428	18-69	.261	79-124	.637	118	3.7	146	125	6	68	479	15.0
Totals	118/74	2624	418-1042	.401	20-91	.220	238-367	.649	389	3.3	317	342	14	190	1094	9.3

## SARAH HICKS • 1,092

Year	G/GS	Min	FG-FGA	Pct.	3P-3PA	Pct.	FT-FTA	Pct.	Reb.	Avg.	A	TO	BS	ST	Pts.	Avg.
1997-98	25/0	232	37-80	.463	15-40	.375	17-26	.654	39	1.6	19	25	2	3	106	4.6
1998-99	(redshirted)															
1999-00	31/23	908	114-287	.397	36-140	.257	36-52	.692	144	4.6	78	70	11	18	300	9.7
2000-01	31/31	895	107-246	.435	42-108	.389	44-59	.746	164	5.3	84	60	6	29	300	9.7
2001-02	32/32	1,101	133-309	.430	64-160	.400	56-76	.737	168	5.3	112	81	13	11	386	12.1
Totals	119/86	3,136	391-922	.424	157-448	.350	153-213	.718	515	4.3	293	236	32	61	1,092	9.2

## ANGIE KELLY • 1,092

Year	G/GS	Min	FG-FGA	Pct.	3P-3PA	Pct.	FT-FTA	Pct.	Reb.	Avg.	A	TO	BS	ST	Pts.	Avg.
1982-83	22/0	215	40-105	.381	-----	----	24-32	.750	31	1.4	19	23	0	11	104	4.7
1983-84	29/3	599	128-264	.485	-----	----	59-83	.711	76	2.6	36	63	2	41	315	10.9
1984-85	29/26	639	130-303	.429	-----	----	55-76	.724	77	2.7	88	80	4	57	315	10.9
1985-86	24/24	791	153-348	.440	-----	----	52-66	.788	90	3.8	65	69	3	31	358	14.9
Total	104/53	2,244	451-1,020	.442	-----	----	190-257	.739	274	2.6	208	235	9	140	1,092	10.5

## MICHELLE BAIN • 1,068

Year	G/GS	Min	FG-FGA	Pct.	3P-3PA	Pct.	FT-FTA	Pct.	Reb.	Avg.	A	TO	BS	ST	Pts.	Avg.
1984-85	25/0	198	39-77	.506	-----	----	18-31	.529	63	2.5	1	26	12	7	96	3.8
1985-86	28/6	480	73-163	.448	-----	----	44-77	.571	146	5.2	7	55	27	12	190	6.8
1986-87	29/28	695	131-249	.526	-----	----	49-92	.533	195	6.7	14	72	43	21	311	10.7
1987-88	28/27	766	204-362	.564	0-0	.000	63-113	.558	215	7.7	11	69	27	19	471	16.8
Total	110/61	2,139	447-851	.525	0-0	.000	174-313	.556	619	5.6	33	222	109	59	1,068	9.7

## KERRI GARDIN • 1,061

Year	G/GS	Min	FG-FGA	Pct.	3P-3PA	Pct.	FT-FTA	Pct.	Reb.	Avg.	A	TO	BS	ST	Pts.	Avg.
02-03	30/5	546	53-132	.402	0-0	.000	24-38	.632	96	3.2	52	59	20	24	130	4.4
03-04	31/29	799	88-256	.344	2-6	.333	64-95	.674	167	5.4	90	91	17	36	242	7.8
04-05	29/20	750	128-285	.449	7-29	.241	59-96	.615	232	8.0	48	60	29	39	322	11.1
05-06	29/27	822	150-333	.450	6-17	.353	61-103	.592	289	10.0	69	70	25	58	367	12.7
Totals	119/81	2,917	419-1,006	.417	15-52	.288	208-332	.627	784	6.6	259	280	91	157	1,061	8.9

## LISA GRIFFITH • 1,033

Year	G/GS	Min	FG-FGA	Pct.	3P-3PA	Pct.	FT-FTA	Pct.	Reb.	Avg.	A	TO	BS	ST	Pts.	Avg.
1989-90	20/0	118	14-45	.311	0-0	.000	12-19	.632	36	1.8	3	6	4	1	40	2.0
1990-91	27/26	708	119-254	.469	7-18	.389	74-89	.831	137	5.1	17	39	21	17	319	11.8
1991-92	27/27	659	132-264	.500	26-58	.448	43-65	.662	130	4.8	20	49	18	16	333	12.3
1992-93	28/28	725	124-269	.461	31-82	.378	62-74	.838	177	6.3	22	57	34	26	341	12.2
Total	102/81	2,210	389-832	.468	64-158	.405	191-247	.773	480	4.7	62	151	77	160	1,033	10.1

## BRITTANY COOK • 1,006

Year	G/GS	MP	FGM-Att	Pct.	3PTM-Att	Pct.	FTM-Att	Pct.	Reb.	Avg.	A	TO	Blk	ST	TP	Avg.
04-06	DNP -- Knee surgery															
05-06	30/0	384	42-114	.368	15-57	.263	13-29	.448	56	1.9	23	28	6	18	112	3.7
06-07	34/25	939	145-298	.487	20-69	.290	47-62	.758	166	4.9	74	88	10	42	357	10.5
07-08	30/30	1014	206-410	.502	30-84	.357	95-124	.766	191	6.4	76	134	12	49	537	17.9
Totals	94/55	2337	393-822	.478	65-210	.310	155-215	.721	413	4.4	173	250	28	109	1006	10.7



Kirby Copeland



Sarah Hicks



Angie Kelly



Michelle Bain



Kerri Gardin



Lisa Griffith



Brittany Cook



# The All-Time Best Performances in the Cassell



## Individual (Virginia Tech)

FG made	14	Renee Dennis vs. Florida State (1/3/87)
FG att.	30	Renee Dennis vs. Memphis State (2/7/87)
3-pt. FG made	6	Sarah Hillyer vs. Florida State (2/3/90)
	6	Jeni Garber vs. West Virginia (12/20/90)
3-pt. FG att.	15	Sarah Hicks vs. Duke (12/8/99)
FT made	15	Robin Lee vs. Florida State (1/16/82)
FT att.	17	Robin Lee vs. Florida State (1/16/82)
Points	34	Renee Dennis vs. Memphis State (2/7/87)
Off. Reb.	9	Amy Byrne vs. Liberty (1/8/90)
	9	Joyce Waddy vs. Louisville, (2/23/87)
Def. Reb.	15	Kerri Gardin vs. Virginia (2/13/05)
Tot. Reb.	21	Kerri Gardin vs. Virginia (2/13/05)
	21	Nicole Jones vs. Hampton (12/29/99)
Assists	13	Lisa Leftwich vs. VCU (2/8/92)
Turnovers	12	Sandy Berry vs. UNCC (1/13/79)
Blocks	9	Susan Walvius vs. Florida State (1/4/86)
Steals	9	Taiqua Brittingham vs. Northwestern (12/22/83)

## Individual (Opponent)

FG made	16	Heather Burge, Virginia (12/8/92)
FG att.	36	Vivian Greene, Norfolk State (1/15/77)
3-pt. FG made	6	Amy Watson, UT Martin (12/28/02)
3-pt. FG att.	12	Anna Pavlikhina, VCU (1/9/93)
		Cristina Zavocki, Lafayette (12/29/08)
FT made	15	Paula Dolan, Charleston (12/19/81)
		Lisa Allison, Campbell vs. Drexel (12/30/92)
		Angela Crosby, App. St. vs. W&M (12/29/93)
FT att.	19	Paula Dolan, Charleston (12/19/81)
Points	34	Heather Burge, Virginia (12/8/92)
Off. Reb.	8	Glynetha Davis, Memphis State (2/11/89)
Def. Reb.	15	Carolyn Dehn-Duhr, JMU (12/10/88)
Tot. Reb.	23	Jenette Reed, Marshall vs. Campbell (12/29/92)
Assists	11	Jasmine Young, ECU vs. Georgetown (12/29/07)
		Jayme Chikos, Elon vs. Hampton (12/30/01)
		Jaymee Wappes, BGU vs. Hampton (12/30/99)
		Corey Hewitt, Loyola, Md. vs. S.C. (12/29/96)
		Jan Cameron, UT-Chattanooga (1/8/94)
Turnovers	14	Karin Vadelund, G. Washington (12/4/88)
Blocks	11	Svetlana Pankratova, VCU (2/12/94)
Steals	7	Meghan Saake, Miami (2/5/02)
		Carrie Coffman, Bradley (1/12/94)
		Tracy Krueger, Marshall vs. Campbell (12/29/92)
		Earlisha Dill, GMU vs. Morehead St. (12/29/90)
		Tonya Cardoza, Virginia (12/8/87)
		Vivian Greene, Norfolk State (1/15/77)

## Team (Virginia Tech)

FG made	44	vs. West Virginia Wesleyan (11/18/80)
FG att.	94	vs. Appalachian State (11/17/79)
3-pt. FG made	10	vs. Radford (2/21/91)
3-pt. FG att.	26	vs. Syracuse (1/4/03)
FT made	43	vs. Yale (1/9/82)
FT att.	58	vs. Yale (1/9/82)
Points	105	vs. Southern Mississippi (12/28/04)
Off. Reb.	40	vs. Liberty (1/8/90)
Def. Reb.	43	vs. Gardner-Webb (1/2/93)
Tot. Reb.	75	vs. Liberty (1/8/90)
Assists	28	vs. Florida State (2/20/88)
Turnovers	38	vs. East Tennessee State (12/10/77)
Blocks	14	vs. East Tennessee State (12/21/93)
Steals	19	vs. Charleston (12/5/86)

## Team (Opponent)

FG made	43	Cincinnati (2/10/84)
	43	Old Dominion (3/1/84)
FG att.	91	Cincinnati (2/10/84)
3-pt. FG made	14	Connecticut (2/7/01)
3-pt. FG att.	28	Connecticut (2/7/01)
FT made	32	Radford (1/20/93)
FT att.	43	Florida State (1/3/87)
	43	Radford (12/6/86)
Points	108	Old Dominion (1/27/78)
Off. Reb.	25	Marshall (12/30/92)
	25	Florida State (1/3/87)
Def. Reb.	36	James Madison (12/10/88)
Tot. Reb.	62	Virginia Union (2/9/78)
Assists	24	Connecticut (2/7/01)
Turnovers	47	Appalachian State (11/17/79)
Blocks	13	Virginia Commonwealth (2/12/94)
Steals	22	Virginia (12/8/87)



# Year-by-Year Results



Virginia Tech's first varsity women's basketball team competed in 1976-77.

## 1976-77

**Coach: John Wetzel**  
**Record: 7-9**

Dec. 4	Virginia State	L 42-46
Dec. 9	at Virginia	L 52-54
Dec. 14	at Bridgewater	W 59-55
Jan. 5	at East Tennessee State	L 58-71
Jan. 12	at Radford	L 50-60
Jan. 15	Norfolk State	L 55-68
Jan. 18	Emory & Henry	W 49-48
Jan. 25	Longwood	W 59-47
Jan. 28	at William & Mary	W 57-47
Feb. 2	at Old Dominion	L 39-82
Feb. 3	at VCU	W 53-43
Feb. 15	Roanoke	W 71-68
Feb. 19	James Madison	W 56-46
Feb. 24	Virginia	L 58-67
Mar. 3	vs. James Madison 1	L 37-47
Mar. 4	vs. Norfolk State 1	L 49-56

1 - Virginia State Tournament in Norfolk, Va.

## 1977-78

**Coach: Carolyn Owen**  
**Record: 8-16**

Dec. 7	Bridgewater	L 65-77
Dec. 9	Emory & Henry	W 61-52
Dec. 10	East Tennessee State	L 57-78
Dec. 19	vs. George Washington 1	W 65-57
Dec. 20	vs. William & Mary 1	L 65-80
Jan. 9	at Virginia	L 39-54
Jan. 16	Morris Harvey	L 78-81
Jan. 20	at Virginia State	L 55-81
Jan. 21	at Norfolk State	L 68-86
Jan. 24	Radford	L 52-73
Jan. 27	#7 Old Dominion	L 48-108
Feb. 3	VCU	W 87-45
Feb. 4	William & Mary	W 65-57
Feb. 7	at Longwood	L 59-68
Feb. 9	Virginia Union	W 73-68
Feb. 16	at James Madison	L 47-66
Feb. 17	at VCU	W 75-47
Feb. 20	at Radford	L 68-81
Feb. 22	at West Virginia	L 72-75
Feb. 25	at Emory & Henry	W 75-59
Feb. 27	at East Tennessee State	L 64-74
Feb. 28	at Roanoke	W 76-56
Mar. 2	at Old Dominion 2	L 53-83
Mar. 3	vs. Virginia 2	L 38-58

1 - VCU Christmas Tournament in Richmond, Va.  
2 - Virginia State Tournament in Norfolk, Va.

## 1978-79

**Coach: Carol Alfano**  
**Record: 9-15**

Nov. 28	at Marshall	L 67-70
Nov. 29	at Morris Harvey	L 69-82
Dec. 6	at Bridgewater	W 70-58
Dec. 9	Wake Forest	L 65-75
Jan. 12	Norfolk State	W 83-62
Jan. 13	Charlotte	L 65-67
Jan. 17	Virginia	L 58-64
Jan. 22	West Virginia Wesleyan	W 83-78
Jan. 23	Virginia State	L 67-69
Jan. 26	at George Washington	L 65-76
Jan. 27	at Virginia Union	L 59-73
Jan. 30	James Madison	W 57-49
Feb. 1	Lenoir-Rhyne	L 73-87

Feb. 2	American	L 72-73
Feb. 8	at Old Dominion	L 47-91
Feb. 9	at Georgetown	L 57-62
Feb. 14	Radford	L 60-66
Feb. 15	Longwood	W 81-55
Feb. 21	West Virginia	W 73-61
Feb. 23	at William & Mary	W 64-59
Feb. 24	at VCU	L 56-69
Mar. 1	James Madison 1	L 64-66
Mar. 2	VCU 1	W 75-54
Mar. 3	Norfolk State 1	W 70-53

1 - Virginia State Tournament in Blacksburg, Va.

## 1979-80

**Coach: Carol Alfano**  
**Record: 17-12**

Nov. 17	Appalachian State	W 78-55
Nov. 20	at East Tennessee State	W 75-63
Nov. 28	at North Carolina	L 73-82
Dec. 1	VCU	W 87-66
Dec. 8	at South Carolina	L 68-86
Dec. 17	at Florida State 1	L 57-67
Dec. 18	vs. St. Louis 1	W 71-60
Dec. 19	vs. Cincinnati 1	L 58-66
Jan. 4	George Washington	L 53-57
Jan. 6	East Carolina	L 58-75
Jan. 8	William & Mary	W 60-56
Jan. 10	Marshall	W 70-57
Jan. 14	vs. Virginia 2	L 38-48
Jan. 18	at Norfolk State	W 65-61
Jan. 21	Virginia Union	W 71-62
Jan. 23	at Virginia State	W 63-50
Jan. 26	Charlotte	L 61-66
Jan. 29	at James Madison	W 62-55
Feb. 1	Winthrop 3	W 60-54
Feb. 2	East Tennessee State 3	W 65-54
Feb. 5	Old Dominion	L 52-78
Feb. 9	at Florida State	W 77-54
Feb. 11	Charleston WV	W 66-59
Feb. 15	at Longwood	W 75-58
Feb. 19	at Pittsburgh	L 54-76
Feb. 20	at West Virginia	W 71-67
Feb. 23	at Radford	W 63-62
Feb. 24	Cincinnati	L 53-54
Feb. 27	Virginia Union 4	L 52-63

1 - Metro Tournament in Tallahassee, Fla.  
2 - in Richmond, Va.  
3 - Virginia Tech Invitational in Blacksburg, Va.  
4 - Virginia State Tournament in Blacksburg, Va.

## 1980-81

**Coach: Carol Alfano**  
**Record: 13-17**

Nov. 18	West Virginia Wesleyan	W 100-46
Nov. 23	at East Carolina	L 65-70
Nov. 24	at N.C. State	L 68-94
Nov. 29	William & Mary	W 65-63
Dec. 1	South Carolina	F 42-78
Dec. 5	vs. Delaware 1	W 75-54
Dec. 6	at George Washington 1	L 54-57
Dec. 11	Virginia State	W 62-45
Dec. 13	vs. West Virginia 2	W 74-67
Dec. 19	vs. Carson-Newman 3	W 71-56
Dec. 20	at East Tennessee State 3	L 50-88
Dec. 29	vs. Georgia 4	L 50-65
Jan. 3	vs. Virginia 5	L 43-58
Jan. 10	Louisville	L 72-89
Jan. 12	Norfolk State	W 73-37

Jan. 14	at Charlotte	L 67-69
Jan. 17	at Cincinnati	L 58-78
Jan. 24	Duke	W 65-55
Jan. 28	James Madison	W 66-58
Feb. 2	East Tennessee State	W 62-56
Feb. 5	vs. Louisville 6	L 64-81
Feb. 6	vs. St. Louis 6	L 65-72
Feb. 14	at Charleston WV	L 58-60
Feb. 16	at Marshall	W 79-61
Feb. 21	at Appalachian State	L 58-64
Feb. 23	at Virginia Union	L 51-55
Mar. 3	at #3 Old Dominion	L 39-85
Mar. 6	at James Madison 7	W 71-65
Mar. 7	vs. #6 Old Dominion 7	L 54-65
Mar. 8	vs. Virginia 7	L 41-49

- 1 - George Washington Tournament in Washington, D.C.
- 2 - in Charleston, W. Va.
- 3 - East Tennessee State Christmas Tournament in Johnson City, Tenn.
- 4 - in Harriman, Tenn.
- 5 - in Roanoke, Va.
- 6 - Metro Tournament in New Orleans, La.
- 7 - Virginia State Tournament in Harrisonburg, Va.

## 1981-82

**Coach: Carol Alfano**  
**Record: 16-12; Metro: 0-5**

Nov. 24	at William & Mary	W 89-58
Nov. 28	Radford	W 81-63
Dec. 4	vs. American 1	W 92-57
Dec. 5	at George Washington 1	W 73-54
Dec. 7	Old Dominion	L 45-82
Dec. 11	at Duke	L 58-71
Dec. 19	Charleston WV	W 88-74
Dec. 27	vs. Queens 2	W 100-51
Dec. 28	vs. Detroit Mercy 2	L 47-65
Dec. 29	vs. DePaul 2	W 62-61
Jan. 2	vs. West Virginia 3 (2 OT)	L 81-82
Jan. 6	Appalachian State	W 64-57
Jan. 9	Yale	W 95-66
Jan. 12	at East Tennessee State	L 60-80
Jan. 16	Florida State *	L 82-93
Jan. 18	Marshall	W 71-52
Jan. 22	Louisville *	L 68-72
Jan. 25	#5 N.C. State	L 47-48
Jan. 29	vs. Tulane * 4	L 64-72
Jan. 31	at Cincinnati *	L 81-86
Feb. 3	Memphis *	L 68-77
Feb. 6	vs. Virginia 3	W 63-56
Feb. 10	at James Madison	W 85-74
Feb. 13	North Carolina	W 76-74
Feb. 16	Liberty	W 77-44
Feb. 20	Roanoke	W 100-67
Feb. 25	vs. Tulane 5	W 62-52
Feb. 26	at Memphis 5	L 59-83

- 1 - Belaire Classic in Washington, D.C.
- 2 - Queens College Tournament in Flushing, N.Y.
- 3 - in Roanoke, Va.
- 4 - in Cincinnati, Ohio
- 5 - Metro Tournament in Memphis, Tenn.

## 1982-83

**Coach: Carol Alfano**  
**Record: 13-12; Metro: 2-3**

Nov. 29	at Marshall	W 73-69
Dec. 1	East Tennessee State	W 64-63
Dec. 6	at #12 N.C. State	L 63-79

Dec. 9	at Radford	W 73-63
Dec. 11	Howard	W 78-54
Dec. 18	at Charleston WV	W 81-64
Dec. 20	at Old Dominion	L 53-84
Dec. 27	vs. St. John's 1	L 60-64
Dec. 28	vs. Temple 1 (2 OT)	L 83-85
Jan. 4	#11 Tennessee	L 47-55
Jan. 8	at Virginia	L 66-70
Jan. 15	at West Virginia	L 66-71
Jan. 17	at Appalachian State	W 92-79
Jan. 22	at Memphis *	L 60-78
Jan. 29	Cincinnati *	W 86-63
Jan. 31	Louisville *	W 68-61
Feb. 5	VCU	W 81-57
Feb. 8	at Charlotte	W 66-60
Feb. 11	at Cincinnati *	L 58-81
Feb. 13	at Louisville *	L 54-63
Feb. 16	James Madison	W 57-47
Feb. 19	Morehead State	W 61-60
Feb. 21	at #20 North Carolina	L 83-100
Feb. 28	at Liberty	W 78-74
Mar. 6	vs. Memphis 2	L 64-72

1 - Queens College Holiday Classic in Flushing, N.Y.

2 - Metro Tournament in Louisville, Ky.

## 1983-84

**Coach: Carol Alfano**  
**Record: 15-15; Metro: 4-6**

Nov. 26	Charleston WV	W 101-85
Nov. 29	at East Tennessee State	L 60-67
Dec. 10	at Howard	W 89-65
Dec. 17	Marshall	W 76-64
Dec. 20	Georgia Southern 1	W 84-61
Dec. 21	Mississippi State 1	L 87-89
Dec. 22	Northwestern 1	W 85-77
Dec. 30	vs. North Carolina 2	L 52-73
Dec. 31	vs. #13 N.C. State 2	L 63-74
Jan. 4	vs. Virginia 3	L 70-88
Jan. 7	Appalachian State	W 95-76
Jan. 10	at #8 Tennessee	L 63-77
Jan. 13	West Virginia	W 73-62
Jan. 16	at Morehead State	W 75-62
Jan. 21	Memphis *	L 62-74
Jan. 28	at Cincinnati *	W 92-86
Jan. 30	at Louisville *	L 72-81
Feb. 4	Florida State *	W 68-63
Feb. 6	Louisville *	W 93-61
Feb. 10	Cincinnati *	W 101-93
Feb. 13	at VCU	W 81-63
Feb. 18	at South Carolina *	L 74-89
Feb. 21	at James Madison	L 59-72
Feb. 24	at Southern Miss. *	L 75-91
Feb. 26	at Tulane *	L 59-64
Mar. 1	#5 Old Dominion	L 67-100
Mar. 3	South Carolina *	L 70-80
Mar. 5	vs. Southern Miss. 4	W 94-86
Mar. 6	vs. Louisville 4	L 60-63
Mar. 7	vs. South Carolina 4	W 89-76

1 - Marriott-Converse Christmas Classic in Blacksburg, Va.

2 - Dogwood Classic in Fayetteville, N.C.

3 - in Roanoke, Va.

4 - Metro Tournament in Cincinnati, Ohio

## 1984-85

**Coach: Carol Alfano**  
**Record: 16-13; Metro: 4-6**

Nov. 23	at Tennessee Tech 1	L 79-94
Nov. 24	vs. Ohio 1	L 77-79
Nov. 28	East Tennessee State	W 74-51
Dec. 1	vs. North Carolina 2	W 74-73
Dec. 14	at Charleston WV	W 109-81
Dec. 17	UT-Chattanooga 3	W 75-59
Dec. 18	#19 Auburn 3	L 60-75
Dec. 19	#16 Louisiana State 3	W 86-77
Dec. 29	at Clemson	L 90-101
Jan. 6	at Florida State *	L 77-85
Jan. 10	Tulane *	W 104-64
Jan. 12	Southern Miss. *	L 73-93
Jan. 16	at #15 Virginia	L 62-74
Jan. 18	at Mississippi State	W 72-66
Jan. 19	at Memphis *	L 72-77
Jan. 21	James Madison	W 73-62
Jan. 26	at Cincinnati *	L 79-90
Jan. 28	at Louisville *	W 79-74
Jan. 30	#02 Old Dominion	L 76-86
Feb. 2	South Carolina *	W 59-58
Feb. 7	Cincinnati *	W 86-74



Feb. 10	Louisville *	L 68-70
Feb. 12	at Marshall	W 85-74
Feb. 15	at Appalachian State	W 79-75
Feb. 21	at South Carolina *	L 72-76
Feb. 25	VCU	W 90-57
Feb. 27	Radford	W 71-64
Mar. 3	vs. Florida State 4	W 86-65
Mar. 4	vs. Memphis 4	L 85-93
1 - Tennessee Tech Classic in Cookeville, Tenn.		
2 - in Salem, Va.		
3 - Marriott-Converse Christmas Classic in Blacksburg, Va.		
4 - Metro Tournament in Hattiesburg, Miss.		

## 1985-86

Coach: Carol Alfano

Record: 13-15; Metro: 4-6

Nov. 23	Charlotte	W 92-65
Nov. 27	Clemson	L 76-77
Nov. 30	at #5 Old Dominion	W 73-72
Dec. 4	at #19 North Carolina	L 73-75
Dec. 10	vs. #7 Virginia 1	L 58-87
Dec. 14	Marshall	W 91-71
Dec. 20	Delaware 2	W 74-61
Dec. 21	Charleston WV 2	W 84-68
Dec. 22	#10 Auburn 2	L 62-83
Jan. 4	Florida State *	W 73-68
Jan. 6	Memphis *	L 78-89
Jan. 11	at Southern Miss. *	W 89-79
Jan. 13	at Tulane *	(OT)L 77-89
Jan. 15	Appalachian State	W 90-74
Jan. 21	at East Tennessee State	L 56-74
Jan. 25	Louisville *	W 89-75
Jan. 27	Cincinnati *	W 81-71
Jan. 30	Randolph-Macon	W 76-64
Feb. 1	South Carolina *	L 83-92
Feb. 5	at James Madison	L 59-81
Feb. 8	at Cincinnati *	L 68-86
Feb. 10	at Louisville *	L 76-91
Feb. 15	at South Carolina *	L 53-69
Feb. 18	at Radford	L 81-86
Feb. 22	Mercer	W 98-67
Feb. 24	at Charlotte	L 62-71
Mar. 1	vs. Southern Miss. 3	W 86-76
Mar. 2	at South Carolina 3	L 54-67
1 - in Roanoke, Va.		
2 - Marriott-Converse Christmas Classic in Blacksburg, Va.		
3 - Metro Tournament in Columbia, S.C.		

## 1986-87

Coach: Carol Alfano

Record: 15-14; Metro: 7-5

Nov. 28	vs. #15 Mississippi 1	L 59-78
Nov. 29	vs. Connecticut 1	L 69-71
Dec. 5	Charleston WV 2	W 76-52
Dec. 6	Radford 2	W 64-55
Dec. 9	at #8 Virginia	L 43-73
Dec. 13	at George Mason	W 80-64
Dec. 19	at Old Dominion 3	L 54-76
Dec. 20	vs. Northwestern 3	L 64-70
Dec. 28	vs. #11 Georgia 4	L 56-80
Dec. 29	vs. Massachusetts 4	W 86-63
Jan. 3	Florida State *	W 91-78
Jan. 5	South Carolina *	L 52-60
Jan. 7	William & Mary	W 56-50
Jan. 10	at Memphis *	L 59-84
Jan. 12	at Southern Miss. *	W 77-50
Jan. 15	#16 James Madison	W 63-61

Jan. 24	at Cincinnati *	W 85-55
Jan. 26	at Louisville *	L 66-71
Jan. 31	at Florida State *	L 65-70
Feb. 2	at South Carolina *	W 69-65
Feb. 7	Memphis *	L 81-82
Feb. 9	Southern Miss. *	W 76-65
Feb. 14	at #3 Auburn	L 53-81
Feb. 16	at Mercer	W 117-84
Feb. 21	Cincinnati *	(OT)W 77-68
Feb. 23	Louisville *	W 78-73
Mar. 2	at VCU	L 74-85
Mar. 5	Florida State 5	W 68-67
Mar. 6	South Carolina 5	L 55-59
1 - Lady Sunshine Classic in Orlando, Fla.		
2 - Converse Christmas Classic in Blacksburg, Va.		
3 - Old Dominion Classic in Norfolk, Va.		
4 - Texaco/Wildcat Tournament in Villanova, Pa.		
5 - Metro Tournament in Blacksburg, Va.		

## 1987-88

Coach: Carol Alfano

Record: 12-16; Metro: 4-8

Nov. 27	vs. Morehead State 1	W 59-52
Nov. 28	at Appalachian State 1	W 79-71
Dec. 5	Richmond	W 70-58
Dec. 8	#6 Virginia	L 57-74
Dec. 12	at George Washington	L 55-71
Dec. 18	at William & Mary	W 58-51
Dec. 29	vs. #7 Mississippi 2	L 57-60
Dec. 30	vs. Colgate 2	W 94-50
Jan. 2	VCU	W 75-74
Jan. 9	at Southern Miss. *	L 75-78
Jan. 11	at Memphis *	W 73-61
Jan. 16	Louisville *	W 68-67
Jan. 18	Cincinnati *	L 47-50
Jan. 20	Old Dominion	L 56-77
Jan. 23	at Charleston WV	W 67-65
Jan. 25	at #20 James Madison	L 39-79
Jan. 30	at Florida State *	L 59-61
Feb. 1	at South Carolina *	L 44-75
Feb. 4	Charlotte	L 55-69
Feb. 6	Southern Miss. *	L 68-79
Feb. 8	Memphis *	L 84-89
Feb. 10	at Radford	W 77-74
Feb. 13	at Cincinnati *	L 62-74
Feb. 15	at Louisville *	W 62-59
Feb. 20	Florida State *	W 97-81
Feb. 29	at Kentucky	L 79-80
Mar. 5	South Carolina *	L 69-73
Mar. 10	vs. Southern Miss. 3	L 60-73
1 - Appalachian State/Sheraton Classic in Boone, N.C.		
2 - St. Peter's Tournament in Jersey City, N.J.		
3 - Metro Tournament in Tallahassee, Fla.		

## 1988-89

Coach: Carol Alfano

Record: 16-13; Metro: 7-5

Nov. 26	vs. Bradley 1	W 75-57
Nov. 27	at Syracuse 1	(OT)L 74-76
Nov. 29	at #10 Virginia	L 73-75
Dec. 4	George Washington	W 51-35
Dec. 10	James Madison	L 49-72
Dec. 17	at Old Dominion	L 63-68
Dec. 19	at VCU	(OT)L 76-88
Dec. 29	vs. Houston 2	L 69-80
Dec. 30	vs. Connecticut 2	W 65-63
Jan. 4	at Richmond	L 54-79

Jan. 9	Cincinnati *	W 52-49
Jan. 14	at Memphis *	W 75-62
Jan. 16	at Southern Miss. *	L 73-82
Jan. 21	Florida State *	W 68-67
Jan. 23	George Mason	W 67-49
Jan. 28	at Florida State *	L 66-69
Jan. 30	at South Carolina *	L 52-86
Feb. 4	at Louisville *	W 73-62
Feb. 6	at Cincinnati *	L 50-66
Feb. 11	Memphis *	W 74-55
Feb. 13	Southern Miss. *	L 64-72
Feb. 17	Charleston WV	W 77-50
Feb. 19	Kentucky	W 75-66
Feb. 21	at Charlotte	W 78-57
Feb. 25	South Carolina *	W 63-59
Mar. 1	Radford	W 71-59
Mar. 4	Louisville *	W 65-57
Mar. 9	at Memphis 3	W 78-63
Mar. 10	vs. Southern Miss. 3	L 62-70
1 - Carrier Classic in Syracuse, N.Y.		
2 - Cardinal Classic in Stanford, Calif.		
3 - Metro Tournament in Memphis, Tenn.		

## 1989-90

Coach: Carol Alfano

Record: 14-14; Metro: 8-6

Nov. 25	West Virginia State	W 93-40
Nov. 28	at #1 Tennessee	L 55-81
Dec. 1	vs. St. John's 1	L 67-78
Dec. 2	vs. Ohio 1	L 55-62
Dec. 6	at George Mason	L 54-69
Dec. 21	#23 Old Dominion	L 72-84
Dec. 29	vs. Boston College 2	W 74-65
Dec. 30	at Richmond 2	L 58-66
Jan. 3	#10 Virginia	L 77-79
Jan. 6	Florida State *	L 64-68
Jan. 8	Liberty	W 80-54
Jan. 13	at Memphis *	W 69-68
Jan. 15	at Southern Miss. *	L 63-85
Jan. 20	Tulane *	W 82-59
Jan. 23	VCU	W 64-52
Jan. 27	at Cincinnati *	W 56-42
Jan. 29	at Louisville *	W 65-54
Feb. 3	at Florida State *	L 52-69
Feb. 5	at South Carolina *	L 47-72
Feb. 10	Memphis *	W 77-59
Feb. 12	Southern Miss. *	L 53-62
Feb. 17	James Madison	(OT)W 53-50
Feb. 21	South Carolina *	L 59-67
Feb. 24	Cincinnati *	W 72-59
Feb. 26	Louisville *	W 81-62
Feb. 28	at Radford	W 66-54
Mar. 3	at Tulane *	W 70-53
Mar. 8	vs. Louisville 3	L 60-85
1 - Roger I. White Invitational in Evanston, Ill.		
2 - Dole Pineapple Classic in Richmond, Va.		
3 - Metro Tournament in Cincinnati, Ohio		

## 1990-91

Coach: Carol Alfano

Record: 12-15; Metro: 8-6

Nov. 23	vs. Lamar 1	L 54-71
Nov. 24	vs. Eastern Illinois 1	L 66-70
Nov. 28	at #1 Virginia	L 44-93
Dec. 3	#6 Tennessee	L 54-64
Dec. 8	at Old Dominion	L 69-80
Dec. 20	West Virginia	L 80-84
Dec. 29	Towson State 2	W 92-61
Dec. 30	George Mason 2	L 56-57

Jan. 2	William & Mary	W 75-60
Jan. 5	at Memphis *	W 71-65
Jan. 7	Florida State *	L 64-78
Jan. 12	at Southern Miss. *	L 67-79
Jan. 14	at Tulane *	W 64-54
Jan. 19	South Carolina *	W 69-67
Jan. 21	James Madison	L 48-64
Jan. 26	at Cincinnati *	W 74-59
Jan. 28	at Louisville *	L 61-78
Feb. 2	Memphis *	W 77-73
Feb. 4	at Liberty	W 77-56
Feb. 7	Southern Miss. *	W 75-64
Feb. 11	Tulane *	W 67-41
Feb. 16	at South Carolina *	L 51-66
Feb. 18	at Florida State *	L 53-76
Feb. 21	Radford	W 87-49
Feb. 23	Cincinnati *	W 55-52
Feb. 27	at Louisville *	L 57-70
Mar. 4	vs. Southern Miss. 3	L 71-91
1 - Florida International in Miami, Fla.		
2 - Diamond Club Classic in Blacksburg, Va.		
3 - Metro Tournament in Louisville, Ky.		

## 1991-92

Coach: Carol Alfano

Record: 10-18; Metro: 3-9

Nov. 27	at Air Force	W 75-70
Nov. 29	vs. #6 Vanderbilt 1	L 63-78
Nov. 30	vs. Illinois 1	L 66-68
Dec. 4	at East Tennessee State	W 93-86
Dec. 7	Old Dominion	L 55-71
Dec. 19	at North Carolina	L 62-76
Dec. 29	Akron 2	W 78-60
Dec. 30	UNC Greensboro 2	W 84-65
Jan. 4	at VCU *	L 66-74
Jan. 6	at William & Mary	W 62-42
Jan. 12	at Youngstown State	L 81-92
Jan. 18	Charlotte *	L 53-75
Jan. 20	South Florida *	W 74-59
Jan. 25	at Dayton	L 71-75
Jan. 27	at Louisville *	L 44-93
Feb. 1	at Tulane *	L 56-59
Feb. 3	at Southern Miss. *	L 55-86
Feb. 8	VCU *	L 57-59
Feb. 10	Dayton	W 71-55
Feb. 12	at Radford	L 72-75
Feb. 15	at South Florida *	W 67-64
Feb. 17	at James Madison	L 62-75
Feb. 24	Louisville *	L 56-75
Feb. 29	Tulane *	L 43-63
Mar. 2	Southern Miss. *	W 64-62
Mar. 7	at Charlotte *	L 57-86
Mar. 11	vs. Charlotte 3	W 67-61
Mar. 12	vs. Southern Miss. 3	L 63-76
1 - Coors Classic in Boulder, Colo.		
2 - Diamond Club Classic in Blacksburg, Va.		
3 - Metro Tournament in Louisville, Ky.		

## 1992-93

Coach: Carol Alfano

Record: 20-8; Metro: 8-4

Dec. 1	Wingate	W 58-43
Dec. 4	vs. East Carolina 1	W 86-72
Dec. 5	at Duke 1	L 63-85
Dec. 8	#6 Virginia	L 59-93
Dec. 19	at Old Dominion	W 76-63
Dec. 21	East Tennessee State	W 91-59
Dec. 29	Drexel 2	W 92-41
Dec. 30	Marshall 2	W 84-78
Jan. 2	Gardner-Webb	W 89-59
Jan. 6	at UNC Greensboro	L 54-63
Jan. 9	VCU *	W 70-67
Jan. 11	at Western Carolina	W 74-48
Jan. 16	Tulane *	W 80-57
Jan. 18	Southern Miss. *	W 85-70
Jan. 20	Radford	W 81-68
Jan. 25	at Louisville *	W 79-75
Jan. 30	at South Florida *	(OT)W 85-83
Feb. 1	at Charlotte *	L 44-81
Feb. 9	James Madison	W 81-60
Feb. 13	at Southern Miss. *	L 80-89
Feb. 15	at Tulane *	L 65-79
Feb. 20	South Florida *	W 82-62
Feb. 22	Louisville *	W 82-61
Feb. 25	at Morehead State	W 94-88
Mar. 1	at VCU *	L 69-71
Mar. 4	Charlotte *	W 76-70
Mar. 10	vs. South Florida 3	W 74-50
Mar. 11	at Louisville 3	L 73-92
1 - Duke Classic in Durham, N.C.		
2 - Diamond Club Classic in Blacksburg, Va.		
3 - Metro Tournament in Louisville, Ky.		





## 1993-94

Coach: Carol Alfano  
Record: 24-6; Metro: 9-3

Dec. 1	Western Carolina	W 102-43
Dec. 4	Ohio	W 75-60
Dec. 8	at #8 Virginia	L 66-78
Dec. 18	vs. Mississippi State 1	W 76-61
Dec. 19	vs. Colorado State 1	W 73-69
Dec. 29	Colgate 2	W 90-68
Dec. 30	Appalachian State 2	W 77-76
Jan. 2	at East Tennessee State	W 77-71
Jan. 6	Morehead State	W 86-52
Jan. 8	UT-Chattanooga	W 79-73
Jan. 10	South Florida *	W 72-59
Jan. 12	Bradley	W 76-52
Jan. 15	at Tulane *	L 64-75
Jan. 17	at Southern Miss. *	L 62-93
Jan. 20	at Tennessee	L 51-88
Jan. 25	at James Madison	W 74-60
Jan. 28	Louisville *	W 72-54
Feb. 1	at Radford	W 72-63
Feb. 3	Charlotte *	W 65-53
Feb. 8	at Louisville *	W 57-53
Feb. 12	VCU *	W 64-54
Feb. 19	at South Florida *	L 64-77
Feb. 22	at VCU *	W 65-49
Feb. 26	Tulane *	W 71-65
Feb. 28	#19 Southern Miss. *	W 60-50
Mar. 3	at Charlotte *	W 60-37
Mar. 8	vs. VCU 3	W 61-46
Mar. 9	vs. Charlotte 3	W 63-55
Mar. 10	vs. #19 Southern Miss. 3	W 83-76
Mar. 16	Auburn 4	L 51-60

1 - Pepperdine Tournament in Malibu, Calif.  
2 - Diamond Club Classic in Blacksburg, Va.  
3 - Metro Tournament in Louisville, Ky.  
4 - NCAA Tournament in Blacksburg, Va.

## 1994-95

Coach: Carol Alfano  
Record: 22-9; Metro: 10-2


Nov. 15	at Maryland 1	W 68-53
Nov. 17	at SW Missouri State 2	L 45-61
Nov. 28	at Ohio (OT)	L 66-67
Dec. 1	Radford	W 72-42
Dec. 3	at UT-Chattanooga	W 64-45
Dec. 6	Winthrop	W 65-45
Dec. 19	vs. Michigan State 3	W 63-61
Dec. 20	vs. Oklahoma State 3	W 83-77
Dec. 21	vs. Texas Tech 3	L 47-68
Dec. 29	Furman 4	W 73-61
Dec. 30	#4 North Carolina 4	L 52-57
Jan. 2	at William & Mary	W 72-53
Jan. 6	at Louisville *	W 56-54
Jan. 8	at VCU *	W 54-51
Jan. 13	#9 Virginia	W 69-62
Jan. 15	South Florida *	W 72-52
Jan. 20	Charlotte *	W 68-55
Jan. 23	James Madison	W 68-54
Jan. 27	at Tulane *	L 62-72
Jan. 29	at Southern Miss. *	L 66-75
Feb. 3	at Charlotte *	W 63-54
Feb. 10	Southern Miss. *	W 64-63
Feb. 12	Tulane *	W 77-65
Feb. 17	VCU *	W 81-63
Feb. 19	at South Florida *	W 85-69
Feb. 22	#2 Tennessee	L 33-66
Feb. 26	Louisville *	W 68-60
Mar. 1	at West Virginia	W 82-66
Mar. 9	vs. Southern Miss. 5	L 66-67
Mar. 16	vs. St. Joseph's 6	W 62-52
Mar. 18	at #1 Connecticut 6	L 45-91

1 - Preseason WNIT in College Park, Md.  
2 - Preseason WNIT in Springfield, Mo.  
3 - San Juan Shootout in San Juan, P.R.  
4 - Diamond Club Classic in Blacksburg, Va.  
5 - Metro Tournament in Louisville, Ky.  
6 - NCAA Tournament in Storrs, Conn.

## 1995-96

Coach: Carol Alfano  
Record: 11-17; Atlantic 10: 8-8

Nov. 24	at Stetson	L 77-83
Nov. 29	at Radford	L 64-81
Dec. 6	at #5 Virginia	L 38-80
Dec. 9	VCU	L 54-57
Dec. 19	at Northern Arizona 1	L 50-80
Dec. 20	vs. Florida 1	L 48-65
Dec. 29	Hampton 2	W 84-66
Dec. 30	Campbell 2	W 70-59
Jan. 3	at Fordham *	W 75-59
Jan. 11	at James Madison	L 58-75
Jan. 13	at George Washington *	L 58-79



The Atlantic 10 champion 1997-98 team reached the NCAA Second Round.

Jan. 18	at Massachusetts *	L 47-65
Jan. 20	at Duquesne *	L 68-73
Jan. 25	La Salle *	W 70-65
Jan. 28	Xavier OH *	(OT)W 87-82
Feb. 1	at La Salle *	L 53-77
Feb. 3	at St. Joseph's *	L 50-57
Feb. 7	Duquesne *	W 65-56
Feb. 10	Rhode Island *	L 63-68
Feb. 12	Temple *	W 86-49
Feb. 15	at Dayton *	W 66-59
Feb. 17	at Xavier OH *	L 70-83
Feb. 20	Richmond	L 55-64
Feb. 22	St. Bonaventure *	W 75-68
Feb. 24	Dayton *	W 79-59
Feb. 27	George Washington *	(OT)L 60-64
Mar. 1	Fordham 3	(2 OT)W 90-78
Mar. 2	Massachusetts 3	L 42-64

1 - Woodlands Plaza Classic in Flagstaff, Ariz.  
2 - Diamond Club Classic in Blacksburg, Va.  
3 - Atlantic 10 Tournament in Blacksburg, Va.

## 1996-97

Coach: Carol Alfano  
Record: 10-21; Atlantic 10: 4-12

Nov. 21	UNC Greensboro	W 89-86
Nov. 29	vs. Michigan 1	L 63-79
Nov. 30	vs. Pittsburgh 1	L 63-72
Dec. 1	vs. Houston 1	W 69-66
Dec. 5	James Madison	L 54-56
Dec. 11	Radford	L 83-84
Dec. 19	at Richmond	L 76-82
Dec. 29	vs. Cornell 2	W 73-50
Dec. 30	vs. Loyola (Md.) 2	W 58-55
Jan. 3	Iona	W 50-49
Jan. 6	at George Washington *	L 57-83
Jan. 8	at Appalachian State	L 58-67
Jan. 10	at Temple *	L 61-79
Jan. 12	St. Joseph's *	L 44-75
Jan. 16	at Xavier *	(OT)L 62-73
Jan. 18	at Dayton *	(2 OT)W 103-98
Jan. 21	George Washington *	L 44-82
Jan. 23	at La Salle *	L 40-69
Jan. 25	at Duquesne *	L 67-84
Jan. 29	Massachusetts *	L 52-54
Feb. 1	at Rhode Island *	L 58-69
Feb. 3	Fordham *	W 63-61
Feb. 6	#8 Virginia	L 41-90
Feb. 9	at St. Bonaventure *	L 63-75
Feb. 13	Dayton *	W 84-65
Feb. 15	Xavier *	L 54-65
Feb. 17	at VCU	L 60-65
Feb. 20	Duquesne *	W 70-62

Feb. 22	La Salle *	L 54-67
Feb. 25	vs. St. Bonaventure 3	W 83-78
Feb. 27	vs. La Salle 4	L 66-81

1 - Hawaiian Airlines Wahine Classic in Honolulu, HI.  
2 - Diamond Club Classic in Blacksburg, Va.  
3 - Atlantic 10 Tournament in St. Bonaventure, N.Y.  
4 - Atlantic 10 Tournament in Philadelphia, Pa.

## 1997-98

Coach: Bonnie Henrickson  
Record: 22-10; Atlantic 10: 11-5

Nov. 21	East Carolina	W 68-39
Nov. 25	at #12 Virginia	L 49-64
Nov. 28	vs. St. Mary's 1	W 68-59
Nov. 29	vs. Villanova 1	L 46-55
Dec. 2	Appalachian State	W 65-49
Dec. 4	at UNC Greensboro	W 88-74
Dec. 10	at Radford	W 84-67
Dec. 21	at James Madison	L 70-77
Dec. 29	UMBC	W 89-36
Dec. 30	Siena	L 64-69
Jan. 2	Rhode Island *	W 84-60
Jan. 4	Massachusetts *	L 56-58
Jan. 8	at Xavier *	L 74-83
Jan. 10	at Dayton *	W 75-64
Jan. 13	La Salle *	W 65-57
Jan. 17	at George Washington *	W 64-57
Jan. 24	St. Bonaventure *	W 84-73
Jan. 27	at Duquesne *	L 86-99
Jan. 29	George Washington *	W 67-55
Feb. 1	at La Salle *	W 67-55
Feb. 5	Dayton *	W 68-66
Feb. 9	Xavier *	L 68-69
Feb. 12	at St. Joseph's *	L 43-58
Feb. 14	at Temple *	W 69-51
Feb. 19	Duquesne *	W 79-78
Feb. 21	at Fordham *	W 59-44
Feb. 24	Fordham 2	W 79-40
Feb. 26	vs. St. Joseph's 3	W 67-62
Mar. 1	vs. George Washington 4	W 73-72
Mar. 2	vs. Massachusetts 4 (OT)	W 66-64
Mar. 14	vs. #24 Wisconsin 5	W 75-64
Mar. 16	vs. #12 Florida 5	L 57-89

1 - St. Mary's Thanksgiving Tipoff Classic in Moraga, Calif.  
2 - Atlantic 10 Tournament in Blacksburg, Va.  
3 - Atlantic 10 Tournament in Philadelphia, Pa.  
4 - Atlantic 10 Tournament in Amherst, Mass.  
5 - NCAA Tournament in Gainesville, Fla.

## 1998-99

Coach: Bonnie Henrickson  
Record: 28-3; Atlantic 10: 15-1

Nov. 13	at Liberty	W 69-55
Nov. 15	at Duke	W 72-70
Nov. 22	Radford	W 86-52
Nov. 24	James Madison	W 72-54
Nov. 30	#18 Virginia	W 81-65
Dec. 3	at Appalachian State	W 69-60
Dec. 9	East Carolina	W 77-45
Dec. 12	Duquesne *	W 67-60
Dec. 21	George Mason	W 66-57
Dec. 28	Akron 1	W 80-59
Dec. 29	Mississippi State 1	W 73-52
Jan. 2	Fordham *	W 78-61
Jan. 4	Dayton *	W 76-59
Jan. 8	at Duquesne *	W 80-69
Jan. 10	George Washington *	W 74-65
Jan. 15	at St. Bonaventure *	W 87-64
Jan. 22	St. Joseph's *	W 65-56
Jan. 24	Temple *	W 89-69
Jan. 29	at Xavier *	L 67-71
Jan. 31	at Dayton *	W 68-60
Feb. 5	Xavier *	W 61-60
Feb. 7	La Salle *	W 70-57
Feb. 12	at Massachusetts *	W 67-51
Feb. 14	at Rhode Island *	W 64-62
Feb. 18	at La Salle *	W 70-57
Feb. 21	George Washington *	W 66-64
Feb. 27	vs. Dayton 2 (3 OT)	W 73-72
Feb. 28	vs. Xavier 2	L 79-86
Mar. 13	vs. Saint Peter's 3	W 73-48
Mar. 15	vs. Auburn 3	W 76-61
Mar. 20	vs. #2 Tennessee 4	L 52-68

1 - Diamond Club Classic in Blacksburg, Va.  
2 - Atlantic 10 Tournament in Philadelphia, Pa.  
3 - NCAA Tournament in Blacksburg, Va.  
4 - NCAA Tournament in Greensboro, N.C.

## 1999-00

Coach: Bonnie Henrickson  
Record: 20-11; Atlantic 10: 12-6

Nov. 15	Liberty	W 60-45
Nov. 17	#5 Georgia 1	L 60-65
Nov. 26	vs. Southern Utah 2	W 63-55
Nov. 27	at #14 Oregon 2	L 53-73
Nov. 30	Appalachian State	W 75-55
Dec. 2	at James Madison	W 66-50
Dec. 5	Duquesne *	W 78-42
Dec. 8	#18 Duke	L 61-70
Dec. 20	at Virginia	L 62-67
Dec. 29	Hampton 3	W 93-61
Dec. 30	Charlotte 3	W 72-61
Jan. 2	at Radford	W 66-42
Jan. 6	Rhode Island *	W 81-38
Jan. 9	George Washington *	L 64-76
Jan. 16	at La Salle *	W 76-57
Jan. 21	at Temple *	W 59-54
Jan. 23	at St. Joseph's *	W 62-53
Jan. 28	Dayton *	L 65-69
Jan. 30	Xavier *	L 60-64
Feb. 2	at George Washington *	L 58-73
Feb. 6	at Fordham *	W 75-52
Feb. 10	at Xavier *	L 46-68
Feb. 13	Massachusetts *	W 66-45
Feb. 17	St. Bonaventure *	W 73-56
Feb. 20	at Duquesne *	W 68-56
Feb. 24	La Salle *	W 64-57
Feb. 27	at Dayton *	W 68-63
Mar. 3	vs. Rhode Island * 4	W 68-37
Mar. 4	vs. Massachusetts * 4	L 54-58
Mar. 16	Georgia State 5	W 80-56
Mar. 18	Maryland 5 (OT)	L 60-68

1 - Preseason WNIT in Blacksburg, Va.  
2 - Pepsi Shootout in Eugene, Ore.  
3 - Virginia Lottery-Hokie Hardwood Classic in Blacksburg, Va.  
4 - Atlantic 10 Tournament in Philadelphia, Pa.  
5 - WNIT in Blacksburg, Va.

## 2000-01

Coach: Bonnie Henrickson  
Record: 22-9; BIG EAST: 11-5

Nov. 17	Liberty	W 72-51
Nov. 21	James Madison	W 78-60
Nov. 25	vs. Michigan State 1	W 50-36
Nov. 26	at Florida State 1	L 57-77
Nov. 30	#17 Virginia	W 57-56
Dec. 2	at Richmond	W 77-74
Dec. 6	at #7 Rutgers *	L 53-61



Dec. 9	Radford	W	71-45
Dec. 18	at Clemson	L	59-80
Dec. 21	at Old Dominion	W	69-57
Dec. 28	UNC Asheville 2	W	85-47
Dec. 29	Maine 2	W	79-68
Jan. 3	#3 Notre Dame *	L	64-75
Jan. 7	Miami *	W	64-51
Jan. 13	at #3 Notre Dame *	L	55-75
Jan. 17	at Boston College *	W	64-52
Jan. 20	Georgetown *	W	79-50
Jan. 23	Villanova *	W	65-59
Jan. 31	at Syracuse *	W	48-46
Feb. 3	Providence *	W	65-54
Feb. 7	#3 Connecticut *	L	38-90
Feb. 11	Pittsburgh *	W	86-50
Feb. 14	at West Virginia *	W	92-53
Feb. 18	Boston College *	(OT)L	59-65
Feb. 21	Providence *	W	71-64
Feb. 24	at Seton Hall *	W	52-46
Feb. 27	at St. John's *	W	62-54
Mar. 4	vs. #21 Villanova 3	W	73-67
Mar. 5	vs. #1 Notre Dame 3	L	49-67
Mar. 16	vs. Denver 4	W	77-57
Mar. 18	vs. #12 Texas Tech 4	L	52-73

- 1 - Tallahassee Democrat Classic in Tallahassee, Fla.  
 2 - Lady Luck Classic in Blacksburg, Va.  
 3 - BIG EAST Tournament in Storrs, Conn.  
 4 - NCAA Tournament in Lubbock, Texas

## 2001-02

**Coach: Bonnie Henrickson**  
**Record: 21-11; BIG EAST: 9-7**

Nov. 15	Richmond	W	76-62
Nov. 19	#16 Old Dominion	W	68-62
Nov. 24	vs. N.W. State 1	W	71-46
Nov. 25	at #19 LSU	L	65-66
Nov. 29	at Virginia	L	58-60
Dec. 5	at Pittsburgh *	W	83-64
Dec. 8	at Liberty	W	56-40
Dec. 12	at Radford	W	80-46
Dec. 21	at James Madison	W	70-47
Dec. 28	Gardner-Webb 2	W	76-39
Dec. 29	Hampton 2	W	83-43
Jan. 3	Clemson	W	68-58
Jan. 5	Syracuse *	W	62-56
Jan. 9	Boston College *	W	73-52
Jan. 12	at Georgetown *	W	71-64
Jan. 16	West Virginia *	W	67-62
Jan. 19	St. John's *	W	69-50
Jan. 23	at Syracuse *	L	59-75
Jan. 26	at Notre Dame *	L	57-64
Jan. 29	#1 Connecticut *	L	50-59
Feb. 5	Miami *	W	72-60
Feb. 10	at #1 Connecticut *	L	42-77
Feb. 13	at Providence *	L	61-67
Feb. 17	Seton Hall *	W	74-52
Feb. 20	at Miami *	L	53-55
Feb. 23	at Villanova *	L	64-76
Feb. 26	Rutgers *	W	70-63
Mar. 2	at Rutgers 3	L	43-44
Mar. 13	UNC Greensboro 4	W	51-45
Mar. 16	George Washington 4	W	68-52
Mar. 20	Vermont 4	W	76-48
Mar. 23	vs. Houston 4	(2OT)L	72-77

- 1 - Crayfish Classic in Baton Rouge, La.  
 2 - Lady Luck Classic in Blacksburg, Va.  
 3 - BIG EAST Tournament in Piscataway, N.J.  
 4 - WNIT in Blacksburg, Va.

## 2002-03

**Coach: Bonnie Henrickson**  
**Record: 22-10; BIG EAST: 10-6**

Nov. 22	UNC Greensboro	W	54-46
Nov. 29	at Fla. International 1	L	70-79
Nov. 30	vs. Washington State 1	W	72-50
Dec. 3	Virginia	W	72-56
Dec. 7	James Madison	(OT)W	77-73
Dec. 11	at Maryland	W	60-57
Dec. 14	at Liberty	W	53-50
Dec. 21	at Old Dominion	L	49-63
Dec. 28	UT Martin 2	W	87-55
Dec. 29	Duquesne 2	W	66-52
Dec. 31	Radford	W	78-56
Jan. 4	Syracuse *	W	73-63
Jan. 7	at Villanova *	L	60-62
Jan. 12	at #2 Connecticut *	L	57-69
Jan. 15	Pittsburgh *	W	61-53
Jan. 18	at West Virginia *	W	55-48
Jan. 22	Rutgers *	(OT)W	66-64
Jan. 28	at Miami *	(OT)L	66-67
Feb. 1	Providence *	W	80-56
Feb. 4	at Seton Hall *	W	55-46

Feb. 9	Notre Dame *	W	53-50
Feb. 12	Georgetown *	W	78-46
Feb. 16	at #22 Boston College *	L	47-65
Feb. 22	#20 Villanova *	L	61-71
Feb. 26	at #23 Rutgers *	L	43-67
Mar. 1	West Virginia *	W	76-64
Mar. 4	at St. John's *	W	69-53
Mar. 8	vs. West Virginia 3	W	66-60
Mar. 9	vs. Boston College 3	(OT)W	74-70
Mar. 10	vs. #1 Connecticut 3	L	54-71
Mar. 22	vs. Georgia Tech 4	W	61-59
Mar. 24	vs. #10 Purdue 4	L	62-80

- 1 - FIU Thanksgiving Classic in Miami, Fla.  
 2 - Lady Luck Classic in Blacksburg, Va.  
 3 - BIG EAST Tournament in Piscataway, N.J.  
 4 - NCAA Tournament in West Lafayette, Ind.

## 2003-04

**Coach: Bonnie Henrickson**  
**Record: 23-8; BIG EAST: 10-6**

Nov. 21	Miami (Ohio)	W	77-60
Nov. 23	at #24 Virginia	W	63-62
Nov. 28	vs. Iowa State 1	W	67-57
Nov. 29	vs. Mississippi State 1	W	63-56
Dec. 3	Old Dominion	W	79-72
Dec. 7	at Alabama	W	68-51
Dec. 13	Maryland	W	63-43
Dec. 21	at James Madison	W	60-53
Dec. 28	Furman 2	W	83-70
Dec. 29	Wake Forest 2	W	70-59
Jan. 2	Liberty	W	52-45
Jan. 4	Providence *	W	64-34
Jan. 7	at Rutgers *	L	43-56
Jan. 10	at Notre Dame *	L	40-53
Jan. 14	#19 Villanova *	W	63-50
Jan. 17	at Georgetown *	L	50-70
Jan. 21	at Pittsburgh *	W	67-57
Jan. 24	#24 Boston College *	W	80-64
Jan. 27	#4 Connecticut *	L	50-68
Jan. 31	at Syracuse *	W	75-60
Feb. 3	Seton Hall *	W	64-40
Feb. 10	at West Virginia *	L	66-69
Feb. 14	Miami *	L	56-65
Feb. 18	at Seton Hall *	W	48-42
Feb. 21	at Providence *	W	77-56
Feb. 28	Pittsburgh *	W	85-55
Mar. 2	St. John's *	W	69-38
Mar. 6	vs. Georgetown 3	W	56-47
Mar. 7	vs. #4 Connecticut 3	L	34-48
Mar. 21	Iowa 4	W	89-76
Mar. 23	#5 Penn State 4	L	48-61

- 1 - Virgin Islands Paradise Jam in St. Thomas, V.I.  
 2 - Lady Luck Classic in Blacksburg, Va.  
 3 - BIG EAST Championships in Hartford, Conn.  
 4 - NCAA Championships in Blacksburg, Va.

## 2004-05

**Coach: Beth Dunkenberger**  
**Record: 17-12; Atlantic Coast: 6-8**

Nov. 19	vs. Valparaiso 1	W	64-57
Nov. 20	at #14 Minnesota 1	L	56-70
Nov. 23	at James Madison	W	80-67
Nov. 27	at Old Dominion	L	56-87
Dec. 4	Alabama	W	72-59
Dec. 7	at Liberty	W	66-55
Dec. 12	St. Francis (Pa.)	W	77-62
Dec. 18	vs. Western Michigan 2	W	72-57
Dec. 19	vs. #12 Texas Tech 2	(OT)W	71-70
Dec. 28	Southern Miss. 3	W	105-40
Dec. 30	Davidson 3	W	87-62
Jan. 2	#17 Maryland *	W	77-67
Jan. 6	Fordham	W	80-67
Jan. 9	at #2 Duke *	L	67-88
Jan. 17	N.C. State *	(OT)L	75-76
Jan. 20	at Clemson *	W	81-66
Jan. 24	#21 Florida State *	(2 OT)L	78-81
Jan. 28	at Virginia *	L	67-70
Jan. 31	Wake Forest *	W	74-64
Feb. 2	Richmond	W	79-63
Feb. 6	at Miami *	L	67-78
Feb. 11	at #8 North Carolina *	L	67-93
Feb. 13	Virginia *	L	58-61
Feb. 16	Georgia Tech *	W	73-48
Feb. 19	at #25 Florida State *(3 OT)L	83-94	
Feb. 24	at #23 Maryland *	W	87-79
Feb. 27	Miami *	W	90-45
Mar. 4	vs. Wake Forest 4	L	56-61
Mar. 20	vs. #16 DePaul 5	L	78-79

- 1 - Subway Basketball Classic in Minneapolis, Minn.  
 2 - Duel In The Desert in Las Vegas, Nev.

- 3 - Lady Luck Classic in Blacksburg, Va.  
 4 - ACC Tournament in Greensboro, N.C.  
 5 - NCAA Championships in College Park, Md.

## 2005-06

**Coach: Beth Dunkenberger**

**Record: 21-10; Atlantic Coast: 6-8**

Nov. 20	James Madison	W	86-71
Nov. 22	Old Dominion	W	76-69
Nov. 25	vs. Denver 1	W	56-40
Nov. 26	at Southern Methodist 1	W	87-61
Nov. 29	Evansville	W	79-59
Dec. 4	at Richmond	W	54-47
Dec. 7	at Radford	W	58-52
Dec. 10	Liberty	W	70-60
Dec. 19	vs. Western Michigan 2	W	69-65
Dec. 20	vs. Texas Tech 2	W	69-62
Dec. 28	vs. Longwood 3	W	89-70
Dec. 29	vs. Texas A&M CC 3	W	76-64
Jan. 2	at NC State *	L	44-65
Jan. 4	High Point	W	91-52
Jan. 8	#19 Boston College *	W	67-62
Jan. 16	Virginia *	L	59-78
Jan. 19	at Wake Forest *	(OT)L	71-77
Jan. 23	#6 Maryland *	L	62-68
Jan. 29	at Miami *	L	62-77
Feb. 2	at Virginia *	W	65-54
Feb. 6	#2 Duke *	L	62-73
Feb. 9	Clemson *	W	82-70
Feb. 13	at Florida State *	W	76-69
Feb. 17	#3 North Carolina *	L	75-84
Feb. 19	at Georgia Tech *	W	70-54
Feb. 22	at #1 Duke *	L	51-93
Feb. 26	Wake Forest *	W	76-42
Mar. 3	vs. Wake Forest 4	W	73-60
Mar. 3	vs. #2 Duke 4	L	56-69
Mar. 19	vs. Missouri 5	W	82-51
Mar. 21	vs. #8 Connecticut 5	L	56-79

- 1 - Southern Methodist Tournament in Dallas, TX  
 2 - Caribbean Classic in Cancun, Mexico  
 3 - Lady Luck Classic in Blacksburg, Va.  
 4 - ACC Championships in Greensboro, N.C.  
 5 - NCAA Championships in University Park, Pa.

## 2006-07

**Coach: Beth Dunkenberger**

**Record: 19-15; Atlantic Coast: 6-8**

Nov. 10	Radford	L	60-67
Nov. 12	vs. Howard 1	W	97-78
Nov. 13	vs. West Virginia 1	W	60-56
Nov. 14	at #10 LSU 1	L	40-70
Nov. 18	Delaware State	W	66-50
Nov. 24	vs. Iowa State 2	L	69-75
Nov. 25	vs. Tennessee Tech 2	W	87-52
Nov. 28	William & Mary	L	41-64
Dec. 2	Charlotte	W	80-68
Dec. 5	at Liberty	W	55-52
Dec. 18	East Tennessee State	W	78-64
Dec. 21	at UAB	L	59-70
Dec. 28	Winston-Salem State 3	W	43-33
Dec. 29	Detroit 3	W	71-57
Jan. 2	Wake Forest *	W	74-54
Jan. 4	at #2 North Carolina *	L	68-102
Jan. 7	#3 Duke *	L	54-86
Jan. 10	vs. UNC Greensboro	W	56-45
Jan. 15	Florida State *	L	60-70
Jan. 18	at Wake Forest *	W	74-34
Jan. 22	at Virginia *	W	60-58
Jan. 25	Miami *	W	78-71
Jan. 29	at #1 Duke *	L	65-75
Feb. 3	Morehead State	W	77-64
Feb. 5	Georgia Tech *	W	73-68
Feb. 8	at #6 Maryland *	L	58-68
Feb. 11	at Clemson *	L	69-73
Feb. 15	Virginia *	L	76-79
Feb. 18	NC State *	L	63-68
Feb. 23	at Boston College *	W	67-52
Mar. 1	vs. Boston College 4	W	60-54 OT
Mar. 2	vs. #4 North Carolina 4	L	60-90
Mar. 17	Western Carolina 5	W	74-64
Mar. 22	Auburn 5	L	73-81

- 1 - Basketball Travelers Classic in Baton Rouge, La.  
 2 - Pepperdine Thanksgiving Tournament in Malibu, Calif.  
 3 - Lady Luck Classic in Blacksburg, Va.  
 4 - ACC Championships in Greensboro, N.C.  
 5 - WNIT Second and Third Round in Blacksburg, Va.

## 2007-08

**Coach: Beth Dunkenberger**

**Record: 15-15; Atlantic Coast: 2-12**

Nov. 11	High Point	W	103-64
Nov. 14	Winston-Salem State	W	67-43
Nov. 19	Liberty	W	73-68
Nov. 23	vs. USC 1	L	64-65
Nov. 24	vs. Prairie View A&M1	W	74-66
Nov. 27	Wofford	W	75-60
Nov. 30	Minnesota2	W	68-62
Dec. 2	UAB	W	77-71
Dec. 5	NC A&T	W	85-56
Dec. 16	at Charlotte	L	55-76
Dec. 20	vs. Texas-San Antonio3	W	84-59
Dec. 21	vs. Robert Morris3	W	76-67
Dec. 29	Furman4	W	82-49
Dec. 30	East Carolina4	W	72-46
Jan. 3	Boston College *	L	53-63
Jan. 6	at Florida State *	L	63-67
Jan. 10	#3 North Carolina *	L	59-79
Jan. 13	at Virginia *	L	59-70
Jan. 17	Clemson *	L	73-84
Jan. 20	Dartmouth	W	80-73 OT
Jan. 25	at NC State *	L	50-60
Feb. 1	at #9 Duke *	L	50-85
Feb. 4	#4 Maryland *	L	71-74 OT
Feb. 7	at Wake Forest *	L	50-67
Feb. 11	at Miami *	W	81-73 OT
Feb. 17	Virginia *	L	53-62
Feb. 22	#12 Duke *	L	60-72
Feb. 29	at Georgia Tech *	L	43-76
Mar. 2	Wake Forest *	W	61-56
Mar. 6	vs. Boston College 5	L	47-57

- 1 - Junkanoo Jam in Freeport, Grand Bahamas  
 2 - Big Ten/ACC Challenge in Blacksburg, Va.  
 3 - Tulane DoubleTree Classic in New Orleans, La.  
 4 - Hokie Hardwood Classic in Blacksburg, Va.  
 5 - ACC Championships in Greensboro, N.C.

## 2008-09

**Coach: Beth Dunkenberger**

**Record: 12-18; Atlantic Coast: 2-12**

Nov. 14	UNC Greensboro	W	59-53
Nov. 18	Radford	W	78-54
Nov. 20	North Carolina Central	W	81-45
Nov. 23	at George Mason	W	69-52
Nov. 28	vs. St. Joseph's1	W	66-63
Nov. 29	at #17 Vanderbilt1	L	43-72
Dec. 4	at Wisconsin2	L	52-61
Dec. 14	James Madison	W	72-70 OT
Dec. 19	vs. IUPUI3	L	52-64
Dec. 20	vs. SMU3	L	56-63
Dec. 29	Lafayette4	W	66-44
Dec. 30	Liberty4	L	43-45
Jan. 5	Presbyterian	W	64-31
Jan. 8	Florida State *	L	63-67



# Results & Honors Hilton Garden Classic

Once again this season, Virginia Tech will host a holiday tournament. The Hilton Garden Classic will be held Dec. 29-30 in Cassell Coliseum featuring Central Connecticut State, Charlotte, NJIT and the Hokies. This will mark the 20th consecutive year for the tournament, which began in 1990 as the Diamond Club Classic and was known as the Lady Luck Classic from 2000-2006 and the Hokie Hardwood Classic the past two years.

## 1990

George Mason 75, Morehead State 68; Virginia Tech 92, Towson State 61  
**Consolation:** Morehead State 84, Towson State 70  
**Championship:** George Mason 57, Virginia Tech 56  
**All-Tournament Team:** Antoinette Battle, MVP (GMU), Sondi Eden (MSU), Lisa Griffith (VT), Monique Hilton (GMU), Sue Logsdon (VT)

## 1991

UNC Greensboro 76, Austin Peay 70; Virginia Tech 78, Akron 60  
**Consolation:** Austin Peay 75, Akron 53  
**Championship:** Virginia Tech 84, UNC Greensboro 65  
**All-Tournament Team:** Phyllis Tonkin, MVP (VT), Kymm Elliott, (UNCG), Jennifer Fritts (AP), Lisa Griffith (VT), Betsy Jeffries (AP)

## 1992

Marshall 68, Campbell 58; Virginia Tech 92, Drexel 41  
**Consolation:** Campbell 71, Drexel 52  
**Championship:** Virginia Tech 84, Marshall 78  
**All-Tournament Team:** Lisa Leftwich, MVP (VT), Lisa Allison (CU), Tracy Krueger (MU), Christi Osborne (VT), Jenette Reed (MU)

## 1993

Appalachian St. 80, William & Mary 63; Virginia Tech 90, Colgate 68  
**Consolation:** William & Mary 76, Colgate 58  
**Championship:** Virginia Tech 77, Appalachian St. 76  
**All-Tournament Team:** Christi Osborne, MVP (VT), Ashleigh Akens (W&M), Angela Crosby (ASU), Jenny Root (VT), Jen Smith (CU)

## 1994

North Carolina 80, Rhode Island 68; Virginia Tech 73, Furman 61  
**Consolation:** Rhode Island 82, Furman 75  
**Championship:** North Carolina 57, Virginia Tech 52  
**All-Tournament Team:** Jenny Root, MVP (VT), Marion Jones (UNC), Christi Osborne (VT), Tracy Reid (UNC), Charlotte Smith (UNC), Dayna Smith (URI)

## 1995

Campbell 69, Lafayette 47; Virginia Tech 84, Hampton 66  
**Consolation:** Hampton 80, Lafayette 71  
**Championship:** Virginia Tech 70, Campbell 59  
**All-Tournament Team:** Sherry Banks, MVP (VT), Michelle (Hollister) Houseright (VT), Beth Stockwell (CU), Felecia Autry (CU), Dana Gould (UL), Lajayah Miles (HU)

## 1996

Loyola (Md.) 86, South Carolina 65; Virginia Tech 73, Cornell 50  
**Consolation:** South Carolina 60, Cornell 56  
**Championship:** Virginia Tech 58, Loyola (Md.) 55  
**All-Tournament Team:** Kim Seaver, MVP (VT), Renee Maitland (VT), Lynn Albert (LU), Jina Mosley (LU), Nikki Miars (USC)

## 1997

Siena 92, Furman 85; Virginia Tech 89, UMBC 36  
**Consolation:** Furman 77, UMBC 53  
**Championship:** Siena 69, Virginia Tech 64  
**All-Tournament Team:** Melanie Halker, MVP (SU), Erin Boland (SU), Michelle (Hollister) Houseright (VT), Kelly Drinka (VT), Heidi White (FU)

## 1998

Mississippi State 83, Campbell 56; Virginia Tech 80, Akron 59  
**Consolation:** Akron 70, Campbell 60  
**Championship:** Virginia Tech 73, Mississippi State 52  
**All-Tournament Team:** Amy Wetzel, MVP (VT), Tere Williams (VT), Lisa Witherspoon (VT), Jannifer Fambrough (MSU), Abby Hoy (UA)

## 2009-2010 Hokies

## 1999

UNC Charlotte 72, Bowling Green 62; Virginia Tech 93, Hampton 61  
**Consolation:** Hampton 78, Bowling Green 70  
**Championship:** Virginia Tech 72, UNC Charlotte 61  
**All-Tournament Team:** Tere Williams, MVP (VT), Nicole Jones (VT), Jameka Jones (UNCC), LaShondra Dixon (HU), Francine Miller (BGU)

## 2000

Maine 79, Marshall 58; Virginia Tech 85, UNC Asheville 47  
**Consolation:** Marshall 85, UNC Asheville 73  
**Championship:** Virginia Tech 79, Maine 68  
**All-Tournament Team:** Nicole Jones, MVP (VT), Tere Williams (VT), Jessica Guarneri (UNCA), Yaschico Stevens (MU), Kizzy Lopez (UM)

## 2001

Hampton 78, Elon 73; Virginia Tech 76, Gardner-Webb 39  
**Consolation:** Elon 73, Gardner-Webb 65  
**Championship:** Virginia Tech 83, Hampton 43  
**All-Tournament Team:** Sarah Hicks, MVP (VT), Ieva Kublina (VT), Nicole Jones (VT), LaShondra Dixon (HU), Lineni Noa (HU)

## 2002

Duquesne 73, Loyola 64; Virginia Tech 87, UT Martin 55  
**Consolation:** Loyola 89, UT Martin 57  
**Championship:** Virginia Tech 70, Duquesne 59  
**All-Tournament Team:** Erin Gibson, MVP (VT), Emily Lipton (VT), Beth Friday (DU), Aiga Bautre (DU), Jennifer Mitchell (LU)

## 2003

Wake Forest 85, Holy Cross 56; Virginia Tech 83, Furman 70  
**Consolation:** Furman 68, Holy Cross 57  
**Championship:** Virginia Tech 70, Wake Forest 59  
**All-Tournament Team:** Ieva Kublina, MVP (VT), Erin Gibson (VT), Kim Lawrence (FU), Elizabeth Strunk (WFU), Erin Ferrell (WFU)

## 2004

Virginia Tech 105, Southern Mississippi 40; Davidson 76, Southern Mississippi 60; Virginia Tech 87, Davidson 62  
**All-Tournament Team:** Erin Gibson, MVP (VT), Kirby Copeland (VT), Carrie Mason (VT), Katie Hamilton (Davidson), Tia Washington (Davidson), Shannon Steuber (Southern Miss.)

## 2005

Virginia Tech 89, Longwood 70; Texas A&M Corpus Christi 69, Marshall 48  
**Consolation:** Marshall 76, Longwood 66  
**Championship:** Virginia Tech 76, Texas A&M Corpus Christi 64  
**All-Tournament Team:** Dawn Chriss, MVP (VT), Kirbria Lewis (TAMCC), Terra Andrews (TAMCC), KaShawna Curry (MU), Ashley Mason (LU)

## 2006

Virginia Tech 43, Winston-Salem State 33; Detroit 54, New Hampshire 50  
**Consolation:** New Hampshire 63, Winston-Salem State 55  
**Championship:** Virginia Tech 71, Detroit 57  
**All-Tournament Team:** Nare Diawara, MVP (VT), Shalonda Carter (WSS), Danielle Flowers (UNH), Joyce Massey (UDM), Brittany Anderson (VT)

## 2007

Virginia Tech 82, Furman 49; East Carolina 61, Georgetown 60  
**Consolation:** Georgetown 78, Furman 49  
**Championship:** Virginia Tech 72, East Carolina 46  
**All-Tournament Team:** Andrea Barbour MVP (VT), Kieraah Marlow (GT), Katie Johnson (FU), Jasmine Young (ECU), Brittany Cook (VT), LaCoy Terry (ECU)

## 2008

Virginia Tech 66, Lafayette 44; Liberty 72, North Carolina A&T 58  
**Consolation:** North Carolina A&T 65, Lafayette 63  
**Championship:** Liberty 45, Virginia Tech 43  
**All-Tournament Team:** Megan Frazee MVP (LU), Cristin Zavocki (LC), Amber Bland (NC A&T), Utahya Drye (VT), Avery Warey (LU), Lindsay Biggs (VT)



## INDIVIDUAL (One Game)

Most Points.....	28, LaShondra Dixon (Hampton) vs. Bowling Green, 1999 Jessica Guarneri (UNC Asheville) vs. Marshall, 2000
Most Field Goals .....	11, Melanie Halker (Siena) vs. Virginia Tech, 1997 Lashondra Dixon (Hampton) vs. Elon, 2001 Brittany Cook (Virginia Tech) vs. Furman, 2007 Andrea Barbour, (Virginia Tech) vs. East Carolina, 2007
Most Field Goal Attempts .....	23, Dana Gould (Lafayette) vs. Hampton, 1995 Deshara Shealey (Furman) vs. Virginia Tech, 2003
Most 3-Point Field Goals .....	6, Amy Watson (UT Martin) vs. Virginia Tech, 2002
Most 3-Point Field Goal Attempts .....	12, Cristin Zavocki (Lafayette) vs. Virginia Tech, 2008 LaShondra Dixon (Hampton) vs. Bowling Green, 1999
Most Free Throws .....	15, Lisa Allison (Campbell) vs. Drexel, 1992 Angela Crosby (Appalachian St.) vs. William & Mary, 1993
Most Free Throw Attempts .....	19, Angela Crosby (Appalachian St.) vs. William & Mary, 1993
Most Rebounds .....	23, Jenette Reed (Marshall) vs. Campbell, 1992
Most Assists .....	11, Corey Hewitt (Loyola, Md.) vs. South Carolina, 1996 Jaymee Wappes (Bowling Green) vs. Hampton, 1999 Jayme Chikos (Elon) vs. Hampton, 2001 Jasmine Young (East Carolina) vs. Georgetown, 2007
Most Steals .....	7, Earlisha Dill (George Mason) vs. Morehead St., 1990 Tracy Krueger (Marshall) vs. Campbell, 1992
Most Blocks .....	6, Beth Friday (Duquesne) vs. Loyola, 2002

## INDIVIDUAL (Two Games)

Most Points.....	53, Angela Crosby (Appalachian St.), 1993
Most Field Goals .....	21, Melanie Halker (Siena), 1997
Most Field Goal Attempts .....	40, Deshara Shealey (Furman), 2003
Most Three-Point Field Goals.....	8, Cristin Zavocki (Lafayette), 2008
Most Three-Point Field Goal Attempts.....	20, Cristin Zavocki (Lafayette), 2008
Most Free Throws .....	21, Angela Crosby (Appalachian St.), 1993
Most Free-Throw Attempts .....	30, Angela Crosby (Appalachian St.), 1993
Most Rebounds .....	31, Nicole Jones (Virginia Tech), 1999
Most Assists .....	18, Jayme Chikos (Elon), 2001
Most Steals .....	10, Tracy Krueger (Marshall), 1992
Most Blocks .....	10, Nare Diawara (Virginia Tech), 2006

## TEAM (One Game)

Most Points.....	105, Virginia Tech (vs. Southern Mississippi), 2004
Most Field Goals .....	37, Virginia Tech (vs. Drexel), 1992
Most Field Goal Attempts .....	81, Marshall (vs. UNC Asheville), 2000
Most Three-Point Field Goals.....	11, Bowling Green (vs. Hampton), 1999
Most Three-Point Field Goal Attempts.....	35, Bowling Green (vs. Hampton), 1999
Most Free Throws .....	36, Virginia Tech (vs. UNC Charlotte), 1999
Most Free-Throw Attempts .....	45, Virginia Tech (vs. Hampton), 1999
Most Rebounds .....	57, Virginia Tech (vs. Drexel), 1992
Most Assists .....	25, Loyola (vs. UT Martin), 2002 Georgetown (vs. Furman), 2007
Most Steals .....	18, Virginia Tech (vs. Colgate), 1993 Virginia Tech (vs. Longwood), 2005
Most Blocks .....	11, Virginia Tech (vs. Winston-Salem State), 2006

## TEAM (Two Games)

Most Points.....	192, Virginia Tech, 2004
Most Field Goals .....	68 (twice), Virginia Tech, 2001 and 2004
Most Field Goal Attempts .....	155, Marshall, 2000
Most Three-Point Field Goals.....	16, Bowling Green, 1999
Most Three-Point Field Goal Attempts.....	60, Bowling Green, 1999
Most Free Throws .....	67, Virginia Tech, 1999
Most Free-Throw Attempts .....	87, Virginia Tech, 1999
Most Rebounds .....	110, Campbell, 1995
Most Assists .....	45, Virginia Tech, 2001
Most Steals .....	30, Virginia Tech, 2004
Most Blocks .....	20, Virginia Tech, 2006




Nicole Jones (above) set the Hokie Hardwood Classic two-game rebounding record in the 1999 tournament. Kerri Gardin (below) led Tech with 19 points as the Hokies scored a tournament-record 105 points in a win over Southern Miss in 2004.






# Letterwinners

Women's basketball became a varsity sport at Virginia Tech starting with the 1976-77 season.

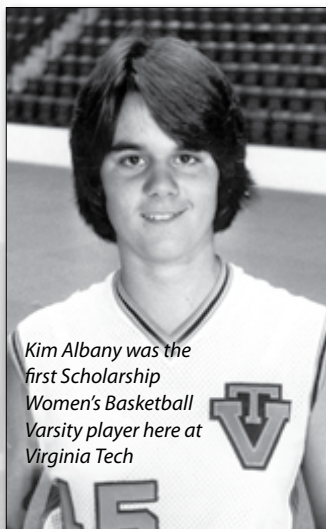


Christi Osborne



Tammie Edwards

Following is a list of the Hokies' all-time letterwinners:



Kim Albany was the first Scholarship Women's Basketball Varsity player here at Virginia Tech

Thea Bertola .....	1976-77	Jeni Garber .....	1988-91	Gail Kelly.....	1976-78
Lindsey Biggs.....	2006	Karen Garbis .....	1976-79	Ieva Kublina .....	2000-04
Kelly Bradley.....	1977-79	Kerri Gardin .....	2002-06	A.J. Lemaitre .....	2005-08
Noreen Brennan.....	1981-85	Terri Garland .....	1992-95	Brittany Lewis.....	2008-09
Eleanor Brentnall.....	2006	Erin Gibson .....	2001-05	Pauline Landes .....	1978-81
Taiqua Brittingham .....	1981-85	Mary Gilligan.....	1979-80	Cynthia Lee.....	1992-95
Latisia Brown .....	1988-92	Brittany Gordon.....	2007	Robin Lee.....	1981-85
Stacy Brown.....	1993-96	Angie Gray.....	1992-95	Lisa Leftwich.....	1991-95
Peg Bunger .....	1976-79	Shani Grey .....	2007	Missy Lemons .....	1997-00
Kristin Burke .....	1996-97	Stephanie Green .....	1985-89	Amy Lingenfelder.....	2001-02
Kelley Burrier .....	1992-93	Lisa Griffith .....	1989-93	Emily Lipton .....	1999-03
Amy Byrne.....	1986-90	Lisa Guarneri.....	2000-02	Lakeisha Logan.....	2006
Stephanie Carter.....	1991-95	Amber Hall.....	2005-09	Sue Logsdon.....	1990-94
Dawn Chriss .....	2002-06	Cathy Hall.....	1976-78	Reneé Maitland.....	1995-98
Brittany Cook .....	2004-08	Lisa Haney.....	1984-88	Christie Marrone .....	2004-05
Kirby Copeland .....	2003-07	Kathy Hanover.....	1979-83	Carrie Mason .....	2002-06
Maureen Corrigan.....	1980-82	Shanel Harrison.....	2008	Candy Michel.....	1988-90
Sonya Dalton .....	1979-80	Laura Haskins.....	2005-09	Tracy Miller.....	1980-85
Nikki Davis .....	2008	Sarah Hicks.....	1998-02	Barb Morris .....	1976-78
Renee Dennis .....	1983-87	Sarah Hillyer .....	1989-90	Suzanne Mott .....	1984-88
Nare Diawara.....	2003-07	Michelle (Hollister) Houseright	1995-96, 98-99	Vionca Murray .....	2006-07
Angela Donnell.....	1991-95	Meg Hunter.....	1997-98	Sandra Nichols.....	1981-83
Maureen Donovan .....	1983-87	Donna Hylton.....	1976-79	Lynette Nolley.....	1995-98
Kelly Drinka .....	1996-99	Roshana Jackson .....	2004-06	Katie O'Connor.....	1996-99
Utahya Drye .....	2006	Shavena Jamierson.....	1987-91	Christi Osborne.....	1991-95
Rayna DuBose .....	2001-05	Nicole Jones .....	1999-02	Jamie Osborne.....	1985-88
Tammie Edwards .....	1979-83	Cyndi Justice .....	1987-91	Mollie Owings.....	1999-02
Megan Finnerty.....	2002-06	Denise Kayajian .....	1986-88	Susan Pellicoro.....	1980-84
Brandy Fowler .....	2002-04	Angie Kelly .....	1982-86	Fran Pfister.....	1981-83
Judy Fowler .....	1991-93			Lisa Price .....	1977-80



Fran Recchia .....	2001-05
Jenny Root .....	1991-95
Caroline Sadler .....	1979-81
Missy Sallade .....	1986-90
Wendy Sanders .....	1986-88
Erica Scott.....	1989-91
Joely Scott .....	1989-92
Kim Seaver .....	1996-00
Davina Simmons .....	2000-04
Benita Smith.....	1985-89
Dayna Sonovick .....	1987-92
Sis Spriggs.....	1978-81
Chrystal Starling .....	1999-03
Debbie Stovall.....	1977-78
Christina Strother .....	1999-01
Debbie Thomas .....	1976-77
Phyllis Tonkin.....	1988-92
Joyce Waddy .....	1983-87
Linda Walther.....	1976-78
Susan Walvius .....	1982-86
Dana Walvius.....	1986-90
Amy Wetzel.....	1998-01
Julie Williams.....	1979-81
Katrina Williams.....	1999-00
Tere Williams.....	1998-01
Lisa Witherspoon .....	1996-99



*Renee Dennis, Tech's career scoring leader, had her number retired in 1987*

# TECH SPORTS HALL OF FAME

## Lisa Witherspoon enters Hall of Fame in 2009

**Renee Dennis, Amy Byrne, Robin Lee, Christi Osborne, Jenny Root and Lisa Witherspoon are the five women's basketball players selected to the Virginia Tech Sports Hall of Fame.**

- **Dennis** is Tech's all-time leading scorer (1,791) and was inducted in 1997.
- **Byrne** holds the record for most points in a season (561) and was enshrined in 2001.
- **Lee** is 11th on the all-time scoring list and was inducted into the Hall of Fame on Nov. 25, 2005.
- **Osborne** was inducted in 2006 after an outstanding career which saw her score 1,500 career points.
- **Jenny Root** became the fifth women's basketball inductee on Sept. 25, 2007. Root is fourth on the career scoring list with 1,582.
- **Lisa Witherspoon** is the latest women's basketball player to be honored. "Spoon" is the Hokies' all-time assists leader with 635 and was enshrined on Nov. 20, 2009.



*Renee Dennis*



*Amy Byrne*



*Robin Lee*



*Christi Osborne*



*Jenny Root*




*Lisa Witherspoon*










Lisa  
Witherspoon



Jenny  
Root

## ATLANTIC 10 CONFERENCE HONORS

*Virginia Tech was a member of the Atlantic 10 from 1995-2000*

### Atlantic 10 Defensive Player of the Year

Lisa Witherspoon .....	1999
Amy Wetzel .....	2000

### Atlantic 10 Most Improved Player

Reneé Maitland .....	1997
Katie O'Connor .....	1999

### Atlantic 10 Sixth Player of the Year

Michelle (Hollister) Houseright .....	1999
---------------------------------------	------

### Atlantic 10 Co-Rookie of the Year

Tere Williams .....	1998
---------------------	------

### All-Atlantic 10 Conference

Michelle (Hollister) Houseright .....	second team, 1996
Chrystal Starling .....	third team, 2000
Tere Williams .....	first team, 2000
	first team, 1999
	second team, 1998
Amy Wetzel .....	second team, 2000
	second team, 1999
Lisa Witherspoon .....	second team, 1999

### Atlantic 10 All-Championship Team

Michelle (Hollister) Houseright .....	1998
Tere Williams .....	1998
Amy Wetzel .....	1999

### Atlantic 10 All-Rookie Team

Katie O'Connor .....	1996
Kim Seaver .....	1997
Tere Williams .....	1998

Nicole Jones .....	1999
Chrystal Starling .....	2000

## METRO CONFERENCE HONORS

*Virginia Tech was a member of the Metro from 1981 to 1995*

### Metro Conference Player of the Year

Jenny Root .....	1995
------------------	------

### All-Metro Conference

Taiqua Brittingham .....	first team, 1984
Renee Dennis .....	first team, 1986, 87
Susan Walvius .....	first team, 1986
Angie Kelly .....	second team, 1986
Maureen Donovan .....	second team, 1987
Michelle Bain .....	second team, 1988
Amy Byrne .....	first team, 1980
	second team, 1989
Missy Sallade .....	second team, 1989, 90
Jeni Garber .....	second team, 1991
Lisa Griffith .....	second team, 1992
Christi Osborne .....	second team, 1993, 94, 95
Jenny Root .....	first team, 1994, 95
	second team, 1993

### Metro Conference All-Tournament

Taiqua Brittingham .....	1984
Renee Dennis .....	1987
Jeni Garber .....	1989
Sue Logsdon .....	1994
Christi Osborne .....	1992, 93, 94 (MVP)

### Metro Conference All-Rookie Team

Jeni Garber .....	1989
Sue Logsdon .....	1991
Christi Osborne .....	1992



# Virginia Tech Alumni

Virginia Tech is a public institution with a world-renowned reputation in high-technology fields, such as engineering, architecture and the sciences. The university teaches more than 28,000 students, including 1,500 international students representing 110 countries. Virginia Tech offers more than 70 undergraduate and nearly 150 master's and doctoral degree programs taught by nationally and internationally recognized scholars.

Many Virginia Tech women's basketball players have gone on to have successful careers with both large and small companies. The following are just a few examples of the success obtained by Virginia Tech women's basketball alumni. These former players demonstrate on a daily basis the results of Tech's commitment to excellence for all student-athletes.

Former Player	Class	Occupation
Britney Anderson	2007	Recruiter for M.C. Dean
Jackie Ansley	1985	Sports Performance Specialist
Cathy Hall Arocho	1979	VP of Finance, IT consulting firm
Stephanie Green Ballein	1989	Director of Student-Athlete Support Services/ SWA, Radford University
Reneé Maitland Banks	1998	Process Engineer, GGB Manufacturing Company
Thea Bertola	1977	Guidance Counselor, Monticello (Va.) HS/ Co-owner, Blue Ridge Property Management
Michelle Bain Brink	1988	Marketing Manager, NIKE women's footwear
Anita Brockette	1976	Varsity Basketball Coach, Crozet, Va.
Stacy Brown Rosser	1997	Social Worker in Children's Developmental Services Agency
Dawn Chriss	2006	Professional basketball player, France
Brittany Cook	2009	First year medical student, Edward Via Virginia College of Osteopathic Medicine
Kirby Copeland	2007	Professional basketball player, France
Betty Glover Cornwell	1974	Accountant, James Madison Bookstore
Allison Craig	1992	Adjunct English Professor, SUNY-Albany
Nare Diawara	2007	Professional basketball player, France
Kelly Drinka	1999	FedEx Courier
Angela Donnell	1995	Mental Health Social Worker
Maureen Donovan	1987	Global Marketing Manager, Southco, Inc.
Amy Wetzel Doolan	2001	Family Practice Medical Resident, Carilion
Kathy Duncan	1980	Fine Arts Supervisor, Montgomery County Schools
Julie Easter	1981	Part-time sales
Angie Gray Edwards	1995	Brand Manager, Scotts Miracle-Gro Company
Amy Byrne Feathers	1990	Freelance Architect
Mary Beth Bergmann Fischer	1991	Homemaker
Megan Finnerty	2007	Sales representative, Coca-Cola
Helena Flannagan	1979	Consumers Energy
Judy Fowler	1994	Physical Education Specialist, Colfax (NC) Elementary
Jeni Garber	1991	Assistant Coach, Bradley University
Kerri Gardin	2006	Professional basketball player, Spain - WNBA Conn. Sun
Terri Garland	1996	Fire Fighter, Charlotte, N.C.
Erin Gibson	2005	Physical Therapist
Lisa Griffith	1993	Elementary School Physical Education Instructor
Lisa Guarneri	2002	IT Recruiter Calvary Consulting
Amber Hall	2009	University of Florida Law Student
Lisa Haney	1988	Math Instructor, Monticello High School
Kathy Hanover	1983	Elementary School Physical Education Instructor
Lisa Witherspoon Hansen	1999	Awarded PhD in Summer 2009, Univ. of South Florida
Laura Haskins	2009	Master's Candidate in business administration, Virginia Tech
Sarah Hicks	2002	Personal Fitness Trainer
Michelle Hollister Houseright	1999	Senior Neuroscience Sales Specialist, Eli Lilly Pharmaceuticals
Roshana Jackson	2006	UPS employee
Shavena Jamieson	1991	Military Warrant Officer/Real Estate broker
Nicole Jones	2002	Real Estate Sales Marketing Manager
Chris Johnson	1997	Dir. of Marketing and Technology, Pegasus Assoc. Lighting
Pamela Johnson	1985	Department Manager, Lowe's
Cyndi Justice	1991	Asst. Basketball & Volleyball Coach, Bridgewater College
Dana Walvius Karr	1990	Parish nurse and home school mom,
Angie Kelly	1986	Special Education Teacher/Coach, Heritage (Va.) High School
Sharon Kelly	1974	Retired FBI Special Agent
Ieva Kublina	2004	Professional basketball player, Russia

Former Hokies are introduced each year at a basketball game during Alumni Weekend.





Pauline Landes	1981	Director of Child Care, Douglas County (Colo.) School District
Robin Lee	1985	Clinical Director for a non-profit agency
Lisa Leftwich	1995	Residential Property Management
A.J. Lemaitre	2009	Master's Candidate in business administration, Virginia Tech
Missy Lemons	2000	Doctor of Physical Therapy at a private practice
Emily Lipton	2003	Pharmaceuticals Sales Representative
Sue Logsdon	1994	Compliance Coordinator for the Institutional Review Board, University of Nebraska Medical Center
Carrie Mason Melat	2006	Accountant, Joy Mining Machinery, Franklin, Pa.
Candy Michel	1990	Business Systems Analyst, Bull Moose Tube Company/ Third year law student, St. Louis University
Jamie Osborne Little	1988	Homemaker
Suzanne Mott	1988	Special Education Instructor, Queensbury (N.Y.) High School
Katie O'Connor	1999	Assistant Basketball Coach, Kansas
Sandy Collins Odend'hal	1982	Homemaker
Noreen Brennan Pecsok	1985	Division III Basketball Coach, Middlebury College
Jenny Root Price	1995	Homemaker
Julie Pruitt	1995	Program Coordinator for On-line Education, Duke University Medical Center
Fran Recchia	2005	Women's basketball head coach, William Byrd (Va.) High School
Kim Seaver Robbins	2000	Fourth grade teacher
Stacy Rosser	1997	Social Worker
Eileen Roche	1982	Director of Operations, Stanford women's basketball
Joely Scott	1992	Pursuing Law Degree/Freelance Graphics Design Illustrator
Cindy Smith		Rental Property Manager, Charlottesville, Va.
Taiqua Brittingham Stewart	1985	Financial Analyst
Suzy Stone	1986	Realtor
Kim Albany Sutlive	1982	Part-time K-8 PE instructor
Kristin Burke Thompson	1995	Naval officer - Fighter pilot
Lynette Nolley Vest	1998	Special Education teacher/basketball coach, Floyd County (Va.) HS
Christi Osborne Vest	1995	Homemaker
Joyce Waddy	1987	Senior Corrections Officer, Va. Department of Corrections
Valerie (Mimi) Walters	1980	Teacher and Coach, Bryn Mawr School





**The Hokies stayed in the New York, New York Resort in Las Vegas during the 2004 Duel in the Desert tourney.**



**The Cathedral de Notre Dame in Paris, was one of Tech's stops on its 2000 visit to Europe.**



**The Hokies truly enjoyed themselves during the 2004 trip to Australia**





# WORLD-WIDE HOKIES



In May of 2008, the Hokies visited some of the most historic structures in the world during a tour of Italy and Greece.



The Hokies surfed the waves on the beautiful beaches of Cancun, Mexico in 2005.



**VT**



**LAKEISHA LOGAN 24**

**LINDSAY BIGGS 20**

**ELIZABETH BASS**

**VT**

**VT**

**VT**



**IT'S MORE THAN A GAME...  
IT'S AN EXPERIENCE!**