



# Virginia Tech HOKIES


Amanda Cloyd



HOKIES



Jen Albrecht



Cathy Jansen



VOLLEYBALL 2007



# VirginiaTech

*Invent the Future™*



# 2007 Virginia Tech VOLLEYBALL



## 2007 Schedule

<i>Hawthorn Suites Hokie Invitational</i>			
Aug. 24	Fri.	William & Mary	10 a.m.
		VCU	7 p.m.
25	Sat.	Marshall	6 p.m.
<i>St. John's Volleyball Invitational</i>			
31	Fri.	vs. Fairfield	10 a.m.
		at St. John's	7:30 p.m.
Sept. 1	Sat.	vs. NJIT	9 a.m.
		vs. Long Beach	2:30 p.m.
<i>Panther Invitational</i>			
7	Fri.	at Wisc-Milwaukee	12:30 p.m.
8	Sat.	vs. Bradley	4:30 p.m.
		vs. Cincinnati	11 a.m.
14	Fri.	at Virginia*	7 p.m.
20	Thur.	Miami*	7 p.m.
21	Fri.	Florida State*	7 p.m.
28	Fri.	at Clemson*	7 p.m.
29	Sat.	at Georgia Tech*	7 p.m.
Oct. 5	Fri.	Maryland*	7 p.m.
6	Sat.	Boston College*	6 p.m.
9	Tues.	Virginia*	7 p.m.
12	Fri.	North Carolina*	7 p.m.
13	Sat.	NC State*	6 p.m.
19	Fri.	at Duke*	7 p.m.
20	Sat.	at Wake Forest*	6 p.m.
26	Fri.	at Florida State*	7 p.m.
27	Sat.	at Miami*	7 p.m.
Nov. 2	Fri.	Georgia Tech*	7 p.m.
3	Sat.	Clemson*	6 p.m.
9	Fri.	at NC State*	7 p.m.
10	Sat.	at North Carolina*	7 p.m.
16	Fri.	at Boston College*	8 p.m.
17	Sat.	at Maryland*	5 p.m.
21	Wed.	Wake Forest*	5 p.m.
23	Fri.	Duke*	1 p.m.

\*Denotes Atlantic Coast Conference match  
All home matches in **bold**  
All times local to site and subject to change

Virginia Tech does not discriminate against employees, students, or applicants on the basis of race, color, gender, sexual orientation, disability, age, veteran status, national origin, religion, or political affiliation. Anyone having questions concerning discrimination should contact the Equal Opportunity and Affirmative Action Office at (540) 231-7500.

## Quick Facts

### UNIVERSITY INFORMATION

Location .....	Blacksburg, Va.
Founded .....	1872
Enrollment .....	28,000
Colors.....	Chicago maroon & burnt orange
Nickname .....	Hokies
Facility.....	Cassell Coliseum (10,052)
Conference.....	Atlantic Coast Conference
President.....	Charles W. Steger
Director of Athletics.....	Jim Weaver
Senior Woman Administrator.....	Sharon McCloskey

### VOLLEYBALL STAFF

Head Coach (Year at Tech).....	Chris Riley (2nd)
Volleyball by Phone.....	(540) 231-5037
Volleyball by Email.....	criley1@vt.edu
Record at Tech/Career.....	17-14/161-68
Asst. Coach (Year at Tech).....	Shelbylynn McBride (2nd)
Asst. Coach (Year at Tech).....	Jayme Gergen (3rd)

### VOLLEYBALL INFORMATION

2006 Record.....	17-14
Conference Record .....	11-11
Starters Returning/Lost.....	4+Libero/2
Letterwinners Returning/Lost.....	8/7
Newcomers.....	6
Basic Offense.....	5-1

### VOLLEYBALL HISTORY

First Year of Volleyball .....	1977
All-Time Record .....	538-485-3 (.526)
Home Record .....	262-115 (.695)

### ATHLETICS COMMUNICATIONS

Assistant AD for Athletics Communications.....	Dave Smith
Volleyball Contact .....	Amanda McClure
McClure by Phone.....	(540) 231-2228
McClure by Email .....	mccluras@vt.edu
Secretary .....	Donna Smith
Athletics Communications Main Line....	(540) 231-6726
Athletics Communications Fax.....	(540) 231-6984
Website .....	www.hokiesports.com



Virginia Tech's official tribute ribbon logo remembering the victims of the April 16, 2007 tragedy comes from a student-inspired design.

The logo consists of the well-known maroon VT athletic logo that symbolizes the innovative and dynamic nature of Virginia Tech, over an orange ribbon that is a recognition of the lives lost on April 16 and is a symbol of the prevailing Hokie spirit.

The tribute ribbon appears on athletes' uniforms as an inspiration and celebration of the victims' lives and the unforgettable mark they left on the Virginia Tech community, the nation and the world.

## TABLE OF CONTENTS

2007 Season Outlook.....	2-3
Head Coach Chris Riley.....	4
Asst. Coaches/Support Staff .....	5
2007 Roster .....	6
Player Profiles.....	7-17
2007 Opponent Guide.....	18-19
2006 Review/Statistics.....	20-21
Records.....	22-24
All-Time Letterwinners .....	25
Honors and Awards .....	26-27
All-Time Scores .....	28-31
Series Records.....	32
Year-By-Year Results.....	34
Atlantic Coast Conference.....	33
Academic Support Services .....	34
Student Life .....	34
Sports Medicine .....	35
Athletic Performance .....	35
Media Information .....	36

CREDITS: The 2007 Virginia Tech volleyball media guide is a publication of Virginia Tech Athletics Communications, written to assist the working media and designed to aid all media members in their coverage of Virginia Tech volleyball. This guide was written by Amanda McClure. Design by McClure and David Knachel. Photography by Knachel. This book was printed by Southern Printing Company of Blacksburg, Va.



# Season Outlook

Following a successful season in which the Virginia Tech volleyball team finished with a program-record 11 Atlantic Coast Conference wins and a seventh-place finish overall, the Hokies will look to build upon the success of last year. A wealth of experience returns to a somewhat young squad, as Tech returns three seniors, a junior and four sophomores from last season's roster, while looking to fit six newcomers into the mix.

## SETTERS

The Hokies have the luxury of returning their top playmaker from last season.

Sophomore Michelle Lang

started all 31 matches for the Hokies and finished the year among Tech's all-time single-season assists leaders. With 1,369 assists and a season's experience under her belt, Lang will not only be expected to dish out career numbers again, but will be relied on to become a force offensively, as well.

Sophomore Gemma Donovan will join the team this year to assist Lang in setting duties.

"We expect Michelle to run the team and control the offense, much as she did last year," Riley said. "She's a much better decision maker now, and we expect great things from her. We also look forward to having Gemma. She was a great addition in the spring, setting the second side, and we'll expect the same from her this season."

### Michelle Lang

1369 Assists, 11.41 APG, 105 Kills, 237 Digs, 101 Blocks  
Seven double-doubles in 2006  
Named to Hokie Invite and ECU all-tournament teams  
Finished season ranked 5th in ACC with 11.41 APG  
Nextel Athlete of the Week (9/25)



### Taylor Parrish

444 Kills, 3.73 KPG, 255 Digs  
10 double-doubles in 2006  
All-ACC Freshman Team  
VaSID All-State Second Team  
MVP of Hokie Invite and ECU Tournament  
ACC Player of the Week (8/28)  
Finished season 7th in ACC with 3.73 KPG  
Nextel Athlete of the Week (8/28)

## OUTSIDE HITTERS

Tech will also find comfort in returning its top two attackers for a strong outlet on the outside at all times. Junior Sarah Muñoz and sophomore Taylor Parrish return as the top two leaders in kills last season, and will be expected to again lead the team offensively and defensively. The duo combined for 23 double-doubles last season, with Parrish finishing the season ranked among the ACC's top kill leaders and earning a spot on the All-ACC Freshman Team.

Joining Muñoz and Parrish will be newcomer Amy Wengrenovich. Wengrenovich, a high school All-American on the right side, will vie for time behind the duo, while learning the position. Senior Cathy Jansen and

newcomer Jessica Emanuele will also look to help solidify the attack from the left side.

"We feel like our outside hitter position is again our strength," Riley said. "With the addition of Amy, we feel very confident that any combination

of our outsides could contribute at any point this year. Taylor had a tremendous first year, and we look for her to improve as much as she did last season. We will also look to Sarah and Amy to help bring this team to another level. Cathy will bring necessary experience to the position and Jess will add a spark of athleticism and energy to the spot, while she adapts to playing at this level."

## RIGHT SIDE HITTERS

Returning to the right side will be senior Jen Albrecht. Albrecht had a career year last season for the Hokies, and will be expected to be a strong contributor again this season. Sophomore Betsy Horowitz, who saw some time in the middle and on the right side last season, will also be expected to step in and provide a big block for opposing teams top attackers.

### Jen Albrecht

226 Kills, 54 Digs, 60 Block Assists  
Named to *ESPN The Magazine* Academic All-District III First-Team  
Selected to VaSID All-State Academic Team

# HOKIES



## Sarah Muñoz

349 Kills, 2.98 KPG, 312 Digs  
Team high 13 double-doubles in 2006  
Named to Auburn All-Tournament Team

"Jen and Betsy are both playing at an extremely high level on the right side right now," Riley said. "Their current level of play is extremely important to us, as we like to run our offense through that side of the net. We look to them to lead our team offensively and become catalysts for our defense. They are the first obstacle for the opposing team's offense, and we base our defense around where they set the block. We are looking to get them both a lot of swings, and in return, expect big things from both of them."

## MIDDLE BLOCKERS

The middle blocker position will be undergoing the biggest transition this year, as the Hokies graduated All-American Katie Esbrook and Allie Kupec from last season's squad. Sophomore Rachel Fahlenkamp returns with the most amount of experience from last season, but will be joined by junior transfer Kristen Cunningham and freshman Felicia Willoughby.

Fahlenkamp gained valuable experience playing behind Esbrook and Kupec last season. She saw action in 24 games, and had her best defensive game at Auburn, where she blocked seven Tiger attacks. Offensively, she landed seven kills on eight attempts against Boston College to lead the Hokies with a .750 hitting clip.

Cunningham, a transfer from the University of Kentucky, played two seasons for the Wildcats. In her rookie campaign, she put up big numbers playing in 29 of 30 matches and was the leading defensive force at the net, accumulating 102 blocks on the season.

Willoughby will also enter the season as a strong candidate for the starting role.

"In order for us to be successful, we will need all three of our middles to have big years for us," Riley said. "With a diversified offense and the loss of Katie Esbrook, each of them

will see significant playing time. We expect them to lead the team in blocking and do well offensively."

## DEFENSE

Defensively, the Hokies return senior Amanda Cloyd to anchor a developing defensive unit. Due to injury, Tech lost a solid defender in Rachel Dulla, but will look to sophomore transfer, Jill Gergen, to fill some big shoes. Cloyd has been a four-year mainstay in the backcourt and has become the program's top defender. She has set Tech's single-season digs record the past two seasons, and while sitting third on the career records chart, will be looking to break the single-season record a third straight year. In collecting 569 defensive saves, Cloyd led the team in 28 matches with double-digit digs, including three 30-dig performances.

Gergen, who comes to Tech from Nebraska-Kearney, was named the 2005 Rocky Mountain Athletic Conference Freshman of the Year and the 2006 RMAC Preseason Defensive Player of the Year. While playing for the Lopers, she averaged 3.48 digs per game and led the team to the NCAA Division II national championship, finishing as runners-up on their home court.

"We think our defense will be our strong point on this team. We have two great defenders who are fun to watch play together. They control the energy on the floor, keep our system in check, and if they can find a way to control the ball from every serve receive, we'll be hard to beat."



## Amanda Cloyd

569 Digs, 4.74 DPG, 46 Service Aces  
Named to ECU All-Tournament Team  
Finished season ranked 5th in ACC with 4.73 DPG  
Finished season 9th in ACC with 0.38 APG  
Set Tech's single-season record for digs  
Collected double-digit digs in all but three contests  
Three 30-dig performances



# Chris Riley

Chris Riley is in his second season as head coach of the Virginia Tech volleyball team. Last season, Riley led the team to its best finish since joining the ACC in 2004. The Hokies finished with a 17-14 overall record, their first winning season since 2002, and fourth in the past 14 years.

In conference action, Riley led the team to a school record 11 win season, featuring season sweeps of the 2005 Co-ACC Champions and NCAA Tournament participants, Maryland and North Carolina. Tech's 3-1 win over the Terrapins in College Park on Sept. 29, marked the Hokies' first-ever win over Maryland.

Prior to coming to Tech, Riley spent six seasons at Towson University, where he led the team to five straight 20-win seasons, three Colonial Athletic Association regular season championships, the 2004 CAA tournament championship and the 2004 NCAA tournament. He won the CAA Coach of the Year award in 2003, and the America East Coach of the Year award in 2001. Riley had an overall record of 144-54 at Towson.

In 2005, the Tigers went 28-7, with four players earning All-CAA honors, while in 2004, Towson earned the CAA regular season title with a 13-1 record. The Tigers swept George Mason and Delaware to win the CAA tournament championship and earn a berth in the NCAA tournament.

Riley made an immediate impact with the team upon his arrival at Towson in 2000, and in his second

year as a head coach, led the team to its first winning season in six years, posting a 28-4 record.

Prior to going to Towson, Riley spent six years at St. John's University in New York. While serving as an assistant with the Red Storm, Riley helped lead the team in its inaugural year as a Division I program. He implemented off-season training programs and assisted with recruiting. Riley also started the first volleyball camp at St. John's.

Riley also spent one season as an assistant coach at his alma mater, Jacksonville University.

A 1993 graduate of Jacksonville with a bachelor of arts in English, he played for the Dolphins' golf team and formed the men's volleyball club. He was the captain of the volleyball club as a senior.

Riley has competed in beach and USA Volleyball indoor leagues and tournaments. In addition to his college coaching experience, Riley also served as the head coach for the Long Island-Big Apple Volleyball Club, a nationally recognized junior team in Nassau, N.Y., from 1998-2000.

Riley and his wife, the former Tara Cahill, are the parents of a toddler son, Aidan, baby daughter, Kieran, and newborn, Quinn. They reside in Blacksburg, Va.

## Head Coach Second Season

### RILEY'S PROFILE

#### Personal

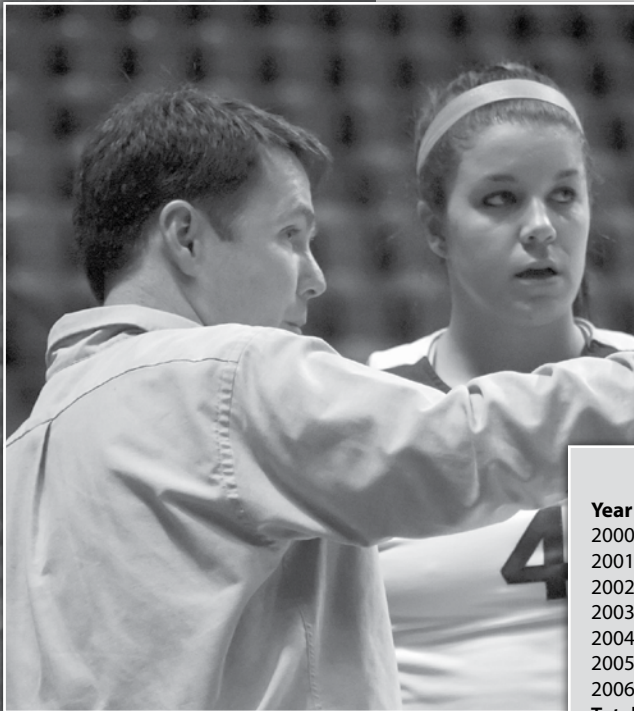
Date of Birth ..... June 4, 1970  
Place of Birth ..... Manhasset, N.Y.

#### Education

High School ..... Long Beach H.S.  
College ..... Jacksonville Univ., 1993

#### Coaching Experience

Virginia Tech ..... Head Coach  
2006-present  
Towson ..... Head Coach, 2000-05  
St. John's ..... Asst. Coach, 1994-99  
Jacksonville ..... Asst. Coach, 1993



### RILEY BY THE YEARS

Year	Overall	Pct.	Conf.	Pct.	Finish	Conference	Home	Away	Neutral
2000	15-18	.455	11-5	.688	4th	America East	8-4	5-9	2-5
2001	28-4	.875	13-2	.867	1st	America East	13-4	12-0	3-0
2002	23-10	.697	9-7	.563	4th	CAA	8-4	9-5	6-1
2003	25-6	.806	14-0	1.00	1st	CAA	11-1	12-3	2-2
2004	25-6	.735	13-1	.929	1st	CAA	14-0	7-4	4-5
2005	28-7	.800	14-4	.778	3rd	CAA	7-3	13-2	8-2
2006	17-14	.548	11-11	.500	6th	ACC	10-4	5-8	2-2
<b>Total</b>	<b>161-68</b>	<b>.703</b>	<b>83-30</b>	<b>.735</b>	<b>--</b>	<b>--</b>	<b>71-20</b>	<b>63-31</b>	<b>27-17</b>

# Shelbylynn McBride

Shelbylynn McBride is in her second season at Virginia Tech.

Prior to Tech, McBride worked with current Tech head coach Chris Riley, at Towson University, as an assistant. While with the Tigers, she helped lead the program to a 28-7 finish in 2005.

In 2004, McBride worked as an assistant at UMBC. The Retrievers went 13-18 overall and 4-10 in the America East, finishing seventh in the league that year. She briefly took over as interim head coach before being hired at Towson.

McBride played both basketball and volleyball as an undergraduate for the George Mason Patriots before finishing her final year of volleyball eligibility as a graduate student at Georgia State University.

At Georgia State, she led the Panthers to the 2003 Atlantic Sun Conference championship game and led the team with 3.46 kills per game. The Panthers ended the season 27-8 overall and 9-1 in the conference.

McBride tallied 688 career kills in three seasons at George Mason. She was Colonial Athletic Association Rookie of the Year in 1999 and was the only freshman to earn second-team All-CAA honors that year. She also lettered in basketball, scoring 719 career points.

McBride coached at Georgia State for eight months as a graduate assistant following her final year of eligibility and served as an assistant coach for the Metro Volleyball Club in Fairfax, Va., between November 2001 and May 2002.

A Valrico, Fla., native, McBride lives in Blacksburg, Va.



**Assistant Coach  
Second Season**

# Jayme Gergen

Jayme Gergen enters her third season as an assistant coach at Virginia Tech.

Gergen, a 2004 Georgia Tech graduate, helped guide the Yellow Jackets to four straight NCAA Tournament appearances, three Atlantic Coast Conference regular season titles and one ACC Tournament Championship.

A middle hitter in college, Gergen was a 2004 AVCA honorable mention All-American, a first-team All-ACC honoree, an Academic All-District selection and also earned AVCA East Region honors. She was named Georgia Tech's Most Improved Player following the 2002 season and earned the Coaches' Award after

the 2003 season.


As a senior in 2004, she ranked first in the ACC and 11th in the nation in hitting percentage (.393). She finished her career ranked second on the Georgia Tech career hitting percentage list (.353), and was fifth for both career block assists (426) and total blocks (473). She was also fourth on the career blocks per game list (1.18).

Gergen was a Dean's List student who graduated with a degree in psychology. She was named to the ACC Honor Roll in 2001, '02 and '03.

A Topeka, Kan., native, Gergen resides in Blacksburg, Va.




**Assistant Coach  
Third Season**



## SUPPORT STAFF




**Kathy Hickman**  
Athletic Trainer



**Jamie Meyer**  
Strength & Conditioning



**Eric Cross**  
Equipment Manager



**Drew Scales**  
Academic Support

# ROSTER BREAKDOWN

## BY CLASS

### Seniors (3)

Jen Albrecht  
Amanda Cloyd  
Cathy Jansen

### Juniors (2)

Kristen Cunningham  
Sarah Muñoz

### Sophomores (6)

Gemma Donovan  
Rachel Fahlenkamp  
Jill Gergen  
Betsy Horowitz  
Michelle Lang  
Taylor Parrish

### Freshman (3)

Jessica Emanuele  
Amy Wengrenovich  
Felicia Willoughby

## BY STATE

### California (2)

Sarah Muñoz  
Felicia Willoughby

### Indiana (2)

Amanda Cloyd  
Michelle Lang

### Kansas (2)

Jill Gergen  
Cathy Jansen

### Maryland (1)

Jessica Emanuele

### New York (1)

Jen Albrecht

### North Carolina (1)

Betsy Horowitz

### Pennsylvania (1)

Amy Wengrenovich

### Tennessee (1)

Taylor Parrish

### Texas (1)

Rachel Fahlenkamp

### Virginia (2)

Kristen Cunningham  
Gemma Donovan

## PRONUNCIATION GUIDE

Albrecht .....all-brr-wrecked  
Canandaigua.....canon-day-gua  
Emanuele .....E-man-U-el  
Fahlenkamp..... fall-EN-camp  
Muñoz.....moon-yo's  
Wengrenovich ..... when-gren-of-itch  
Willoughby ..... willow-bee

# 2007 Rosters

## NUMERICAL ROSTER

No.	Name	Pos.	Ht.	Cl.	Hometown (High School/Previous School)
1	Kristen Cunningham	MB	6-1	r-Jr.	Fairfax Station, Va. (Robinson/Univ. of Kentucky)
2	Jillian Gergen	DS	5-6	r-So.	Topeka, Kan. (Washburn Rural/Nebraska-Kearney)
3	Betsy Horowitz	MB	6-2	So.	Charlotte, N.C. (South Mecklenburg)
4	Taylor Parrish	OH	6-0	So.	Brentwood, Tenn. (Harpeth Hall)
5	Rachel Fahlenkamp	MB	6-0	So.	McGregor, Texas (Midway)
6	Jen Albrecht	RS	6-0	Sr.	Canandaigua, N.Y.(Canandaigua Academy)
7	Amanda Cloyd	L	5-8	Sr.	Muncie, Ind. (Yorktown)
8	Michelle Lang	S	6-0	So.	Valparaiso, Ind. (Valparaiso)
9	Jessica Emanuele	OH	5-10	Fr.	Rockville, Md. (Our Lady of Good Counsel)
10	Sarah Muñoz	OH	5-11	Jr.	Encinitas, Calif. (Santa Fe Christian)
11	Amy Wengrenovich	OH	5-10	Fr.	Lancaster, Pa. (Hempfield)
13	Cathy Jansen	OH	5-11	Sr.	Overland Park, Kan. (St. Thomas Aquinas)
14	Gemma Donovan	S	5-6	So.	Springfield, Va. (Bishop Denis J. O'Connell)
15	Felicia Willoughby	MB	6-0	Fr.	Pleasanton, Calif. (Foothill)

## ALPHABETICAL ROSTER

No.	Name	Pos.	Ht.	Cl.	Hometown (High School/Previous School)
6	Jen Albrecht	RS	6-0	Sr.	Canandaigua, N.Y.(Canandaigua Academy)
7	Amanda Cloyd	L	5-8	Sr.	Muncie, Ind. (Yorktown)
1	Kristen Cunningham	MB	6-1	r-Jr.	Fairfax Station, Va. (Robinson/Univ. of Kentucky)
14	Gemma Donovan	S	5-6	So.	Springfield, Va. (Bishop Denis J. O'Connell)
9	Jessica Emanuele	OH	5-10	Fr.	Rockville, Md. (Our Lady of Good Counsel)
5	Rachel Fahlenkamp	MB	6-0	So.	McGregor, Texas (Midway)
2	Jillian Gergen	DS	5-6	r-So.	Topeka, Kan. (Washburn Rural/Nebraska-Kearney)
3	Betsy Horowitz	MB	6-2	So.	Charlotte, N.C. (South Mecklenburg)
13	Cathy Jansen	OH	5-11	Sr.	Overland Park, Kan. (St. Thomas Aquinas)
8	Michelle Lang	S	6-0	So.	Valparaiso, Ind. (Valparaiso)
10	Sarah Muñoz	OH	5-11	Jr.	Encinitas, Calif. (Santa Fe Christian)
4	Taylor Parrish	OH	6-0	So.	Brentwood, Tenn. (Harpeth Hall)
11	Amy Wengrenovich	OH	5-10	Fr.	Lancaster, Pa. (Hempfield)
15	Felicia Willoughby	MB	6-0	Fr.	Pleasanton, Calif. (Foothill)

**Head Coach:** Chris Riley (Jacksonville, '93), Second season  
**Assistant Coaches:** Shelbylynn McBride (George Mason, '05), Second season  
 Jayme Gergen (Georgia Tech, '05), Third season



*Front (l to r) Jill Gergen, Amanda Cloyd, Gemma Donovan, Jessica Emanuele, Betsy Horowitz, Rachel Fahlenkamp;  
 middle (l to r) Jen Albrecht, Amy Wengrenovich, Cathy Jansen, Taylor Parrish, Sarah Muñoz;  
 back (l to r) Michelle Lang, Felicia Willoughby and Kristen Cunningham.*



# Jen Albrecht

**Riley on Albrecht:** She has really come into her own as a player ... Will be expected to lead the team offensively this year.

**2006:** Had a career year for the Hokies, playing in 113 games and all 31 matches, including 19 starts ... Led the team with a career-high 18 kills at Wake Forest ... Hit a career-high .583 against Clemson (14-0-24) ... Had a career-high three aces against NC State ... Had a career-high five blocks against Boston College ... Had 10 or more kills seven times, four against ACC opponents ... Named to *ESPN The Magazine* Academic All-District III University First-Team ... Selected to VaSID All-State Academic Team ... Named to ACC Academic Honor Roll ... Earned team's Strength and Conditioning Award.

**2005:** Finished third on the team with a .217 hitting percentage ... Totaled 2.28 kills per game, playing in all 110 games ... Reached double figures in kills nine times ... Third on the team with 65 blocks ...

Had seven block solos and 58 block assists ... Had a career-high 17 kills at Miami ... One of her best games came against Clemson in the second-to-last game of the season, with 14 kills, and set a career-high with eight digs and 49 attempts ... Set a career-high with four assists against Wisconsin-Milwaukee ... Had her first career service ace at NC State and finished with a total of five on the season ... Named to *ESPN The Magazine* Academic All-District III University Division First-Team ... All-ACC Academic team.

**2004:** Strong physical athlete ... Stepped in during the season after injuries ... Played in 35 games as a true freshman ... Played in 15 matches, starting four at right side attacker ... Totaled 33 kills ... Had three block solos and 11 block assists ... Added 10 digs and 11 assists ... Had career-highs with eight kills and four block assists against the Wolfpack.

**High School:** Attended Canandaigua Academy ... Two-time Section 5 most valuable player ... All-

state selection all four years ... Participated in the USA Volleyball High Performance Camp in the summer of 2003 ... Was selected to participate in the USA Holiday Training Camp ... Member of the Volley FX club team in Rochester, N.Y., for three years ... During her career, the team posted a 52-3 record ... Her Empire State team won the 2002 and 2003 Scholastic Women's Gold Medals ... Was class valedictorian ... Four-time student scholar athlete and was a member of the Math League, Spanish Club, Key Club, Gifted and Talented Club and Students Against Drunk Driving.

**Personal:** Jennifer Marie Albrecht was born May 18, 1986, in Rochester, N.Y. ... Is the daughter of Thomas and Marguerite Albrecht ... Has one sibling, an older brother, Joshua ... Dual major in biochemistry and human, nutrition, foods and exercise, with a dual minor in Spanish and chemistry.




**Right Side Hitter**  
**Senior • 6-0**  
**Canandaigua, N.Y.**  
**Canandaigua Academy**

### CAREER MATCH HIGHS

Kills..... 18, at Wake Forest (10/6/06)  
 Attempts... 40, at Wake Forest (10/6/06)  
 Pct ..... .583, vs. Clemson (10/22/06)  
 Aces ..... 3, vs. NC State (9/22/06)  
 Assists .. 4, vs. Wisc.-Milwaukee (9/3/05)  
 Digs..... 6, at East Carolina (8/26/06)  
 Block Solo..... 1, nine times  
 Block Assists ..... 4, seven times  
 Total Blocks ..... 5, twice

### 2006 MATCH HIGHS

Kills..... 18, at Wake Forest (10/6/06)  
 Attempts... 40, at Wake Forest (10/6/06)  
 Pct ..... .583, vs. Clemson (10/22/06)  
 Aces ..... 3, vs. NC State (9/22/06)  
 Assists ..... 3, vs. Arizona State (9/2/06)  
 Digs..... 6, at East Carolina (8/26/06)  
 Block Solo..... 1, three times  
 Block Assists ..... 4, six times  
 Total Blocks .. 5, vs. Boston College (11/3/06)



### JEN'S CAREER STATISTICS

Year	GP	K	E	TA	PCT	AST	SA	DIG	BS	BA
2004	35	33	21	123	.098	11	0	10	3	11
2005	110	251	104	676	.217	28	5	70	7	58
2006	113	226	110	600	.193	11	11	54	4	60
<b>Total</b>	<b>258</b>	<b>510</b>	<b>235</b>	<b>1399</b>	<b>.197</b>	<b>50</b>	<b>16</b>	<b>134</b>	<b>14</b>	<b>129</b>

# Amanda Cloyd



**Libero**  
**Senior · 5-8**  
**Muncie, Ind.**  
**Yorktown, H.S.**

**CAREER MATCH HIGHS**

Kills..... 1, seven times  
 Attempts..... 3, three times  
 Pct..... 1.000, twice  
 Aces ..... 4, five times  
 Assists ..... 5, at Ohio (9/1/04)  
 Digs..... 35, vs. North Carolina (11/6/06)

**2006 MATCH HIGHS**

Kills..... 1, at Boston College (10/1/06)  
 Attempts..... 2, twice  
 Pct... 1.000 at Boston College (10/1/06)  
 Aces ..... 4, five times  
 Assists .... 4, at Boston College (10/1/06)  
 Digs..... 33, at North Carolina (10/26/06)



**Riley on Cloyd:** A great player who has embraced our system of defense ... Has taken great strides in the off season in becoming one of the best liberos in the ACC.

**2006:** One of only three players to play in all 120 games, starting all 31 matches at libero ... Broke her own school record for digs in a single season, surpassing her 2005 total of 536 digs, ending the year with 569 digs ... Is currently third in Tech's career history, needing only 127 digs to take over the top spot ... Ranked fifth in the ACC with 4.73 digs per game and ninth with 0.38 aces per game ... Team leader in digs for 25 of 31 matches ... Reached double-digit digs in all but three matches with 14 contests of 20 or more and three 30-dig outings ... Notched a season-high 33 digs at North Carolina ... Led the team with 46 service aces ... Needs only 10 to move into 10th place in Virginia Tech history ... Landed a career-high four aces five times ... Named to East Carolina Tournament All-Tournament Team ... Selected to All-ACC Academic Team ... Named to ACC Academic Honor Roll.

**2005:** Set the Virginia Tech single season record for digs with 536, averaging 4.87 per game as the starting libero ... Finished fourth in the ACC in digs per game ... Had double-digit dig totals in all but one game this season ... Totaled 20 or more digs on 12 occasions ... Had a season-high

28 digs against North Carolina ... Second on the team with 20 service aces ... Third on the team with 31 assists ... Had a kill in six different games.

**2004:** Athletic freshman who stepped in immediately as a rookie and made an impact ... One of four players to see court time in all 110 games for Virginia Tech ... Started all 29 matches at libero ... Set a new Tech record for digs in a match with 35 against North Carolina ... Led the Hokies with 478 digs for the season ... Finished the season ranked seventh in the ACC for digs per game in overall matches (4.35) and conference matches (4.68) ... Totaled 20 or more digs in seven matches ... Had double-digit dig totals in 27 of Tech's 29 matches ... Opened the season with a career-high five assists versus Ohio ... Second on the team with 31 service aces ... Her total of 478 digs is the fourth best single-season total in Tech school history.

**High School:** Broke the school kill record during her senior year at Yorktown High ... Named the team's most valuable player two straight years ... Named all-county, all-conference, all-area (Muncie, Ind.) and all-state for two consecutive years ... A four-year starter

at outside hitter ... Led her team to the 2003 Hoosier Heritage Conference championship ... Five-year starter on the Munciana Open club team ... An all-state academic selection and received the Yorktown academic excellence award.

**Personal:**

Amanda N. Cloyd was born April 15, 1986, in Muncie, Ind. ... Is the daughter of Greg and Barb Cloyd ... Has one sibling, a younger brother, Brandy ... Enrolled in human nutrition, foods and exercise, with a minor in psychology.



**AMANDA'S CAREER STATISTICS**

Year	GP	K	E	TA	PCT	AST	SA	DIG	BS	BA
2004	110	4	6	22	-.091	36	26	478	0	0
2005	110	6	3	26	.115	31	20	536	0	0
2006	120	1	5	15	-.267	34	46	569	0	0
<b>Total</b>	<b>340</b>	<b>11</b>	<b>14</b>	<b>63</b>	<b>-.048</b>	<b>101</b>	<b>92</b>	<b>1583</b>	<b>0</b>	<b>0</b>

# #13

# Cathy Jansen

**Riley on Jansen:** Her experience and hard work are going to be a key component in helping this team grow and move in the right direction.

**2006:** Played in two games ... Totaled one kill in both games ... Collected an ace and a dig against Florida State ... Was named to the Virginia Tech All-Academic Team ... Selected to ACC Academic Honor Roll.

**2005:** Played in nine games in her first year ... Totaled three kills on 16 attempts ... Had four blocks ... Recorded two assists ... Against Florida State, had two kills and three blocks ... Tallied a kill against Virginia ... Had a block at Boston College.

**High School:** Graduated from St. Thomas Aquinas

**High School ...** Lettered three years for Coach Kim Bogart ... Led her team to a third-place finish in the 6-A Kansas state tournament ... Named to the Kansas All-Star team in 2004 ... Was on the honor roll every semester of high school ... Earned two letters in track, finishing fourth in the state in the high jump her sophomore and junior years ... Competed at the club level for the K.C. Power team.

**Personal:** Catherine D. Jansen was born June 29, 1987, in Overland Park, Kan. ... Is the daughter of Chuck and Diane Jansen ... Has two brothers, Brian, who plays football at Iowa State, and Kevin ... Enrolled in communications with a minor in psychology.




**Outside Hitter**  
**Senior • 5-11**  
**Overland Park, Kan.**  
**St. Thomas Aquinas**

### CAREER MATCH HIGHS

Kills..... 2, vs. Florida St. (11/12/05)  
 Attempts..... 3, twice  
 Pct ..... 1.000, vs. Arizona St. (9/2/06)  
 Aces ..... 1, at Florida St. (11/12/06)  
 Digs..... 1, at Florida St. (11/12/06)  
 Block Assists ..... 3, vs. Florida St. (11/12/05)  
 Total Blocks..... 3, vs. Florida St. (11/12/05)

### 2006 MATCH HIGHS

Kills..... 1, twice  
 Attempts..... 3, at Florida St. (11/12/06)  
 Pct ..... 1.000, vs. Arizona St. (9/2/06)  
 Aces ..... 1, at Florida St. (11/12/06)  
 Digs..... 1, at Florida St. (11/12/06)



### CATHY'S CAREER STATISTICS

Year	GP	K	E	TA	PCT	AST	SA	DIG	BS	BA
2005	9	3	4	16	-.062	2	0	0	0	4
2006	2	2	1	4	.250	0	1	1	0	0
<b>Totals</b>	<b>11</b>	<b>5</b>	<b>5</b>	<b>20</b>	<b>.000</b>	<b>2</b>	<b>1</b>	<b>1</b>	<b>0</b>	<b>4</b>

# Kristen Cunningham



**Middle Blocker**  
**r-Junior • 6-1**  
**Fairfax Station, Va.**  
**James W. Robinson/**  
**University of Kentucky**

**CAREER MATCH HIGHS**

Kills..... 8, twice  
 Attempts..... 19, vs. Alabama (9/24/04)  
 Pct ..... .667, vs. East Tenn. St. (9/17/04)  
 Aces ..... 1, vs. E. Kentucky (9/1/04)  
 Digs..... 3, vs. Mississippi St. (10/15/04)  
 Block Solo.... 3, vs. American (11/27/04)  
 Block Assists.. 9, vs. Mid. Tenn. (9/4/04)  
 Total Blocks..... 9, vs. Mid. Tenn. (9/4/04)

**Riley on Cunningham:** A great addition to this team ... We are extremely excited to have her for the next two years ... Had a fantastic spring and we look for big things from her.

**2006:** Took a redshirt due to transferring.

**2005:** Played in eight matches before ending the season early ... Named Academic All-SEC.

**2004:** Played in 29 of 30 matches, totaling 109 games ... Led the team in blocking with a 0.94 per game average ... Recorded a season-high nine blocks against Middle Tennessee ... Posted a season-best eight kills on two occasions ... Hit a season-high .667 against East Tennessee State.

**High School:** Played two years of volleyball after a standout career in basketball and swimming ... Helped guide her team to the Final Four of the state championship in 2003, earning all-district and

all-region tournament honors ... Was the leading blocker for Robinson and became the first volleyball player from her school to earn a Division I scholarship ... Earned the Team Spirit Award and was a four-year scholar-athlete ... Played club volleyball at Metro Virginia for Brian Whitney.

**Personal:** Kristen Anne Cunningham was born July 2, 1986, in Fairfax, Va. ... Daughter of Rob and Linda Cunningham ... Has one brother Cliff and a sister Cara ... Mother Linda was an All-American diver at the University of Texas ... Father Rob was on the Texas basketball team that won the 1978 NIT Championship ... Grandfather Bob was a captain and starting guard for the 1957 NCAA Champion North Carolina Tar Heels ... Grandmother Minna Hamner is a former Olympic swimmer ... Uncle Pete Hamner was a pitcher for the New York Mets ... Majoring in communications.



**KRISTEN'S CAREER STATISTICS**

Year	GP	K	E	TA	PCT	AST	SA	DIG	BS	BA
2004*	109	85	48	272	.136	5	1	18	8	94
2005*	9	3	6	18	-.167	0	0	1	2	1
<b>Total</b>	<b>118</b>	<b>88</b>	<b>54</b>	<b>290</b>	<b>.117</b>	<b>5</b>	<b>1</b>	<b>19</b>	<b>10</b>	<b>95</b>

\* While at University of Kentucky

# #10

# Sarah Muñoz

**Riley on Muñoz:** Key player for us on both offense and defense ... Looking at Sarah as an upperclassman who can control the game through her attack ... We need consistency and aggressiveness from her throughout the entire year.

**2006:** Played in all 31 matches, starting 29 ... Led the team in kills nine times ... Had double-digit kills in 20 matches and double-digit digs in 18, including a team-high 13 double-doubles ... Finished second on the team in kills (349), kills per game (2.98) and digs (312) ... Third on the team with 33 service aces ... Tied a career-high 21 kills against Clemson ... Hit a career-high .483 against NC State ... Tied a career-high three service aces three times ... Dished out a career-high four assists at Auburn ... Named to Auburn/Mizuno Challenge All-Tournament Team ... Selected to the ACC Academic Honor Roll.

**2005:** Led the team in kills with 356 (3.46 per game), playing in 103 games ... Third on the team in digs, totaling 272 (2.64 per game) ... Led the team with 29 service aces ... Had 40 blocks (three solo) and 18 assists ... Had double figures in kills 19 times ... Recorded double figures in digs 11 times ... Set a career-high with 21 digs against Duke ... Had a high of four blocks against Oregon State ... Tallied a career-high three service aces in her first game of the season against Georgetown, and tied it against Boston College ... Virginia Tech Athlete of the Week for the week of Sept. 10.

**High School:** A prep All-American at Santa Fe Christian High School, starting four years for Coach Diane Pascua ... As a junior, led her team to a Division V California State Championship, with a runner-up finish her senior and sophomore years ... Named to state championship all-

tournament team her junior and senior years ... Named a National Christian School All-American ... A four-time all-academic team selection ... Played for the Epic Volleyball Club.

**Personal:** Sarah Ana Muñoz was born Feb. 20, 1987, in LaJolla, Calif. ... Is the daughter of Jose and Lindy Muñoz ... Has two sisters, Mary and Rachel ... An interdisciplinary studies major, minoring in psychology and humanities and the arts.




**Outside Hitter**  
**Junior • 5-11**  
**Encinitas, Calif.**  
**Santa Fe Christian**

### CAREER MATCH HIGHS

Kills..... 21, Clemson (10/22/06)  
 Attempts..... 68, Appalachian St. (9/9/06)  
 Pct ..... 483, NC State (9/22/06)  
 Aces..... 3, three times  
 Assists ..... 4, at Auburn (9/2/06)  
 Digs ..... 22, vs. No. Colorado (9/17/05)  
 Block Solo..... 2, Wake Forest (11/18/06)  
 Block Assists ..... 3, three times  
 Total Blocks ..... 4, vs. Oregon St. (9/9/05)

### 2006 MATCH HIGHS

Kills..... 21, Clemson (10/22/06)  
 Attempts..... 68, Appalachian St. (9/9/06)  
 Pct ..... 483, NC State (9/22/06)  
 Aces..... 3, twice  
 Assists ..... 4, at Auburn (9/2/06)  
 Digs..... 19, Appalachian St. (9/9/06)  
 Block Solo..... 2, Wake Forest (11/18/06)  
 Block Assists ..... 3, twice  
 Total Blocks..... 3, at Auburn (9/2/06)



### SARAH'S CAREER STATISTICS

Year	GP	K	E	TA	PCT	AST	SA	DIG	BS	BA
2005	103	356	198	1,117	.141	18	29	272	3	37
2006	117	349	238	1,139	.097	25	33	312	4	27
<b>Total</b>	<b>220</b>	<b>705</b>	<b>436</b>	<b>2,256</b>	<b>.119</b>	<b>43</b>	<b>62</b>	<b>584</b>	<b>7</b>	<b>64</b>

# Rachel Fahlenkamp



**Middle Blocker**  
**Sophomore • 6-0**  
**McGregor, Texas**  
**Midway H.S.**

**CAREER MATCH HIGHS**

Kills..... 7, Boston College (11/3/06)  
 Attempts..... 14, at Auburn (9/2/06)  
 Pct ..... .750, Boston College (11/3/06)  
 Digs..... 2, Maryland (11/4/06)  
 Block Solo ..... 1, three times  
 Block Assists ..... 7, at Auburn (9/2/06)  
 Total Blocks ..... 7, at Auburn (9/2/06)

**2006 MATCH HIGHS**

Kills..... 7, Boston College (11/3/06)  
 Attempts..... 14, at Auburn (9/2/06)  
 Pct ..... .750, Boston College (11/3/06)  
 Digs..... 2, Maryland (11/4/06)  
 Block Solo ..... 1, three times  
 Block Assists ..... 7, at Auburn (9/2/06)  
 Total Blocks ..... 7, at Auburn (9/2/06)



**Riley on Fahlenkamp:** Had a fantastic spring ... Is ready to prove to the ACC that she's among the best middle blockers in the conference.

**2006:** Played 24 matches in a reserve role ... Is the top returning middle blocker ... Was second on the team with 1.12 blocks per game, collecting 27 on the season and blocking a career-high seven attacks against Auburn ... Hit .237 on the season, averaging 1.04 kills per game ... Named to ACC Academic Honor Roll.

**High School:** Had over 1,000 career kills at Midway High School for Coach Janet Angell ... Named as a 4A all-state player as a senior ... All-District MVP her

senior year ... Also earned academic all-district and all-state honors ... Super Centex Player of the Year ... Recorded 468 kills as a senior ... Totaled 1,013 career kills with a .424 hitting percentage ... Had 207 solo blocks with 164 block assists in her career ... Best performance came against Red Oak where she totaled 27 kills and nine blocks in her senior season ... Helped set a school record with 32 victories in 2005 ... Team captain for Waco Juniors VBC.

**Personal:** Rachel Dawn Fahlenkamp was born Dec. 1, 1987, in Plano, Texas ... Daughter of Lee and Marjean Fahlenkamp ... Has one older brother, Daniel ... University studies major.



**RACHEL'S CAREER STATISTICS**

Year	GP	K	E	TA	PCT	AST	SA	DIG	BS	BA
2006	24	25	11	59	.237	4	0	3	3	24
<b>Total</b>	<b>24</b>	<b>25</b>	<b>11</b>	<b>59</b>	<b>.237</b>	<b>4</b>	<b>0</b>	<b>3</b>	<b>3</b>	<b>24</b>

# #2

# Betsy Horowitz

**Riley on Horowitz:** Made tremendous strides as a right side this spring ... She'll be a great asset for us this year and the rest of her career, with both her blocking and attacking.

**2006:** Played in five games ... Saw her first collegiate action at Duke, playing in two games ... Tallied two kills against Georgia Tech and one at Clemson.

**High School:** Lettered four years at South Mecklenburg High School for Coach Wade Pearce ... Team MVP as a senior ... A three-time all-conference selection ... Earned Best Offensive Player honors as a junior ... Played with Carolina Juniors-Slam VBC ... Scored over 1,000-career points and 1,000-career rebounds as a power forward with the basketball team ... Led basketball team to a state championship

in 2006, earning all-region and all-conference honors ... Also played soccer as a defender.

**Personal:**

Elizabeth Yeomans Horowitz was born Feb. 28, 1988, in Thousand Oaks, Calif. ... Daughter of Larry and Carol Horowitz ... Has two older siblings, Jenny and Jeff ... Brother Jeff plays basketball at UNC-Wilmington ... Father Larry played basketball at Davidson and overseas ... Majoring in biology.



**Middle Blocker**  
**Sophomore • 6-2**  
**Charlotte, N.C.**  
**South Mecklenburg H.S.**

**CAREER MATCH HIGHS**

Kills..... 2, Georgia Tech (10/20/06)  
Attempts..... 4, at Duke (10/7/06)  
Pct ..... 1.000, at Clemson (11/22/06)  
Digs..... 2, at Duke (10/7/06)  
Block Assists ..... 1, at Duke (10/7/06)  
Total Blocks..... 1, at Duke (10/7/06)

**2006 MATCH HIGHS**

Kills..... 2, Georgia Tech (10/20/06)  
Attempts..... 4, at Duke (10/7/06)  
Pct ..... 1.000, at Clemson (11/22/06)  
Digs..... 2, at Duke (10/7/06)  
Block Assists ..... 1, at Duke (10/7/06)  
Total Blocks..... 1, at Duke (10/7/06)



**BETSY'S CAREER STATISTICS**

Year	GP	K	E	TA	PCT	AST	SA	DIG	BS	BA
2006	5	3	1	8	.250	0	0	2	0	1
<b>Total</b>	<b>5</b>	<b>3</b>	<b>1</b>	<b>8</b>	<b>.250</b>	<b>0</b>	<b>0</b>	<b>2</b>	<b>0</b>	<b>1</b>

# Michelle Lang



**Setter**  
**Sophomore • 6-0**  
**Valparaiso, Ind.**  
**Valparaiso H.S.**

### CAREER MATCH HIGHS

Kills..... 7, Miami (10/14/06)  
 Attempts..... 17, twice  
 Pct ..... .667, at East Carolina (8/26/06)  
 Aces ..... 5, at Georgia Tech (11/24/06)  
 Assists ..... 64, Wake Forest (11/18/06)  
 Digs..... 18, vs. Arizona State (9/2/06)  
 Block Solo..... 1, five times  
 Block Assists ..9, Wake Forest (11/18/06)  
 Total Blocks.. 9, Wake Forest (11/18/06)

### 2006 MATCH HIGHS

Kills..... 7, Miami (10/14/06)  
 Attempts..... 17, twice  
 Pct ..... .667, at East Carolina (8/26/06)  
 Aces ..... 5, at Georgia Tech (11/24/06)  
 Assists ..... 64, Wake Forest (11/18/06)  
 Digs..... 18, vs. Arizona State (9/2/06)  
 Block Solo..... 1, five times  
 Block Assists ..9, Wake Forest (11/18/06)  
 Total Blocks.. 9, Wake Forest (11/18/06)



**Riley on Lang:** A very talented setter who's learning to lead the team while running an offense ... Is expected to have a breakout season this year.

**2006:** Was one of three players to start and play in all 31 matches and 120 games ... Recorded double-digit assists in every match ... Had a career-high 18 digs to go with 34 assists against Arizona State for first of eight career double-doubles ... Dished out career-high 64 assists against Wake Forest ... Tied for the team lead in digs, with 13, in Tech's first ever win over Maryland ... Finished fourth in Tech's single-season assists records with 1,369, needing only 838 more to move into the top-five in the program's career records ... Finished second on Tech's freshman records for her assist output in her rookie campaign ... Finished fifth in the ACC with 11.41 assists per game ... Named to East Carolina All-Tournament Team ... Named to Hokie Fall Invitational All-Tournament Team ...

Selected as the Nextel Athlete of the Week on Sept. 25.

**High School:** Lettered four years at Valparaiso High School ... Set school records for block assists (109) and assists (901) in a season ... Holds school records for single game blocks (9) and assists (42) ... Team MVP junior and senior years ... Three-time all-conference selection ... Three-time all-state selection ... Three time sectional champions ... *Post Tribune* preseason Top Player to Watch in the region as a junior ... *Times* preseason Top Impact Player in the region as a junior ... Plymouth Invitational All-Tournament Team ... Honored as a top senior by PrepVolleyball.com ... Played club volleyball with Dunes ... Also played basketball and tennis.

**Personal:** Michelle Marie Lang was born March 14, 1988, in LaGrange, Ill. ... Daughter of James and Diana Lang ... Has two younger sisters, Gina and Stefanie ... Majoring in university studies.



### MICHELLE'S CAREER STATISTICS

Year	GP	K	E	TA	PCT	AST	SA	DIG	BS	BA
2006	120	105	39	331	.199	1369	34	237	8	93
<b>Total</b>	<b>120</b>	<b>105</b>	<b>39</b>	<b>331</b>	<b>.199</b>	<b>1369</b>	<b>34</b>	<b>237</b>	<b>8</b>	<b>93</b>



# #4

# Taylor Parrish

**Riley on Parrish:** A great player with unlimited potential ... Is expected to lead the team with her offense again this season ... Continues to make strides toward attacking from both the front and back row.

**2006:** Made an enormous impact as a newcomer, asserting herself as a force on the offensive end ... Led the team in kills, finishing tied for 10th on Tech's single-season list and second on Tech's all-time freshman kill chart with 444 kills ... Led the team in kills 17 times and in digs five times, including holding the team lead in both kills and digs in three matches ... Reached 10 or more kills in all but six matches ... Recorded 10

double-doubles, eight 20-kill performances and one 20-dig performance, including a 21 kills and 24 dig outing against Wake Forest ... Finished the season ranked seventh in the ACC with 3.73 kills per game ... Named MVP of Hokie Fall Invite and East Carolina Tournament ... Earned season's first ACC Player of the Week honors after ECU Tournament ... Was also named the Nextel Athlete of the Week for the week of Sept. 28 ... Named Second Team All-State by VaSID... First Hokie to be named to All-ACC Freshman Team ... Voted Team Rookie of the Year.

**High School:** Had 1,967 career kills and 1,623

career digs at Harpeth Hall under head coach Valorie Baker ... A 2002-05 all-region team selection ... 2001 and 2005 state champion ... 2005 state tournament MVP ... 2005 PrepVolleyball.com All-American and nominated for National Player of the Year ... Played club volleyball for Impact VBC ... Won two state championships in basketball and ran track.

**Personal:**

Taylor Louise Parrish was born Sept. 1, 1987, in Nashville, Tenn.

... Is the daughter of Carolyn and Lee Parrish ... Has one sibling, Reid ... Father Lee swam at the University of Oklahoma ... Biology major.




**Outside Hitter**  
**Sophomore • 6-0**  
**Brentwood, Tenn.**  
**Harpeth Hall**

**CAREER MATCH HIGHS**

Kills..... 24, Boston College (11/3/06)  
 Attempts.... 60, at Boston Coll.(10/1/06)  
 Pct ..... .400, vs. George Wash.(9/8/06)  
 Aces ..... 3, at Georgia Tech (11/24/06)  
 Assists ..... 2, twice  
 Digs..... 24, Wake Forest (11/18/06)  
 Block Solo... 3, North Carolina (9/21/06)  
 Block Assists ..... 5, Maryland (11/4/06)  
 Total Blocks ..... 6, Maryland (11/4/06)

**2006 MATCH HIGHS**

Kills..... 24, Boston College (11/3/06)  
 Attempts.... 60, at Boston Coll. (10/1/06)  
 Pct ..... .400, vs. George Wash. (9/8/06)  
 Aces ..... 3, at Georgia Tech (11/24/06)  
 Assists ..... 2, twice  
 Digs..... 24, Wake Forest (11/18/06)  
 Block Solo... 3, North Carolina (9/21/06)  
 Block Assists ..... 5, Maryland (11/4/06)  
 Total Blocks ..... 6, Maryland (11/4/06)



**TAYLOR'S CAREER STATISTICS**

Year	GP	K	E	TA	PCT	AST	SA	DIG	BS	BA
2006	119	444	139	1327	.230	17	13	255	11	52
<b>Total</b>	<b>119</b>	<b>444</b>	<b>139</b>	<b>1327</b>	<b>.230</b>	<b>17</b>	<b>13</b>	<b>255</b>	<b>11</b>	<b>52</b>

# Jill Gergen



**Defensive Specialist**  
**r-Sophomore • 5-6**  
**Topeka, Kan.**  
**Washburn Rural/  
 Nebraska-Kearney**

**CAREER MATCH HIGHS**  
*WHILE AT NEBRASKA-KEARNEY*

Kills..... 1, at Seattle Pacific (9/2/05)  
 Attempts..... 2, at Fort Lewis (10/8/05)  
 Pct ..... 1.000, at Seattle Pacific (9/2/05)  
 Aces..... 3, vs. West. Washington (9/3/05)  
 Assists.... 3, vs. Abilene Christian (11/20/05)  
 Digs..... 21, twice

**Riley on Gergen:** Fantastic addition to the team ... Made an immediate impact this spring ... Brings energy and enthusiasm to the court, and should expect to play in every match.

**2006:** Redshirted due to transferring ... Named Rocky Mountain Athletic Conference Preseason Defensive Player of the Year.

**2005 (at Nebraska-Kearney):** Was one of two players to play in all 133 games ... Led the team with 463 digs ... Named RMAC Freshman of the Year ... Team finished the season as the NCAA Division II national runners-up.

**High School:** Graduated from Washburn Rural

**High School ...** Helped the Junior Blues go 80-10 her junior and senior season, winning the Class 6A state title her senior year ... Team finished third in the state tournament in 2003 ... Two-time winner of the team's hustle award ... Named second-team All-City and All-Conference her senior year and honorable mention All-City as a junior ... Played club for Mid-America Volleyball ... Was city pole vault champ as a sophomore.

**Personal:** Jillian Gergen was born on Aug. 14, 1987, in Topeka, Kan. ... Daughter of Carol and Jim Gergen ... Older sister Jayme is an assistant coach ... Has a younger brother Jacob ... Enrolled in English.



**JILL'S CAREER STATISTICS**

Year	GP	K	E	TA	PCT	AST	SA	DIG	BS	BA
2005*	133	1	1	5	.000	25	5	463	0	0
<b>Total</b>	<b>133</b>	<b>1</b>	<b>1</b>	<b>5</b>	<b>.000</b>	<b>25</b>	<b>5</b>	<b>463</b>	<b>0</b>	<b>0</b>

\* While at Nebraska-Kearney

# #14 Gemma Donovan

Setter • Sophomore • 5-6 • Springfield, Va. • Bishop Denis J. O'Connell

**Riley on Donovan:** Great setter who comes to us as a walk-on ... An invaluable addition to our team as she can play defense and set the second side in practice.

**High School:** Three-year letter winner at Bishop Denis J. O'Connell ... Named first team WCAC and All-Met Honorable Mention in 2005 ... Named to the Virginia Independent Schools-Division I All-State Team and All-Tournament Team her senior season ... Earned

team MVP honors in both her junior and senior seasons ... Selected as honorable mention WCAC in 2004 ... Earned team Coaches Award her sophomore season.

**Personal:** Gemma Marie Donovan was born May 16, 1988, in Fairfax, Va. ... Is the daughter of Dennis and Donna Donovan ... Has a sister Angela and brother Thomas ... Brother Thomas plays golf at Marymount University ... Majoring in business finance.



# #9 Jessica Emanuele

Right Side • Freshman • 5-10 • Rockville, Md. • Our Lady of Good Counsel

**Riley on Emanuele:** Tremendous athlete who has a big future here ... Looking for consistency from her as she learns to play the outside hitter position at the collegiate level.

**High School:** Earned three letters at Our Lady of Good Counsel High School ... Team was Washington Catholic Athletic Conference champions and MD/DC Private School champions in 2006 ... Named WCAC Player of the Year and Examiner Newspaper Player of the Year in 2006 ... Earned first-team honors from All-

Region *Gazette Newspaper*, All-Met and *Washington Post* in 2005 and 2006 ... High school MVP for 2005 and 2006 seasons ... Named *Examiner* First-Team in 2005 ... Played club for Montgomery Village Sports Association ... Also participated in basketball and lacrosse.

**Personal:** Jessica F. Emanuele was born Sept. 10, 1988, in Silver Springs, Md., ... Daughter of Barbara and Frank Emanuele ... Has two sisters, Nicole and Francesca ... University studies major.



# #11 Amy Wengrenovich

Outside Hitter • Freshman • 5-10 • Lancaster, Pa. • Hempfield

**Riley on Wengrenovich:** A very polished high school and club player whose decision to come to Virginia Tech has made us a better team ... Will compete immediately for playing time.

**High School:** An All-American right side from Hempfield ... Started four years for coach Mike Vogel ... Team was a two-time state champion, winning the league title all four years and the district title three times ... Earned All-State and first-team All-League

honors after sophomore, junior and senior seasons ... Named second-team All-League as a freshman ... All-District First-Team junior and senior year, and second-team sophomore year ... Played club for Dan LaBonte on R&B Select ... Also played soccer.

**Personal:** Amy Wengrenovich was born on June 12, 1988, in Lancaster, Penn., ... Daughter of Peter and Robin Wengrenovich ... Has a brother Scott ... Majoring in business.



# #15 Felicia Willoughby

Middle Blocker • Freshman • 6-0 • Pleasanton, Calif. • Foothill

**Riley on Willoughby:** An exceptional player whose abilities will help the team immediately, both offensive and defensively.

**High School:** A four-year varsity player at Foothill High School ... Led team to the EBAL championship, NCS championship and state finals in 2006, finishing the season with a 38-1 record and earning conference MVP honors ... Was named Bay Area Athlete of the Year her senior year ... Finalist for Athlete of the Year in 2005 and was among Contra Costa Top 100 Athletes

... Earned first-team all-conference honors in 2005 and was named to All-Bay Area Team ... Named first-team All-League her sophomore year and second-team freshman year ... Was a Tri-Valley Herald "Player of the Month" in 2004 ... Played on the Golden Bear Forefront 18-1 club team ... Also played softball and basketball.

**Personal:** Felicia Willoughby was born on May 18, 1989, in Seoul, South Korea ... Daughter of Doug and Chin Chu Willoughby ... Has a younger brother Lance ... Majoring in university studies.



## HAWTHORNE SUITES HOKIE INVITATIONAL PARTICIPANTS

### WILLIAM & MARY

Location: Williamsburg, Va.  
Nickname: Tribe  
Colors: Green, Gold and Silver  
Facility: Kaplan Arena (8,600)  
Conference: Colonial Athletic  
Head Coach: Debbie Hill  
2006 Record: 10-16, 6-12 (7th)  
Volleyball SID: Rob Turner  
SID Phone: (757) 221-3370  
SID Fax: (757) 221-3412  
E-mail: rreturn@wm.edu  
Web: www.TribeAthletics.com

### VCU

Location: Richmond, Va.  
Nickname: Rams  
Colors: Black and Gold  
Facility: Siegel Center (7,500)  
Conference: Colonial Athletic  
Head Coach: James Finley  
2006 Record: 16-18, 8-10 (6th)  
Volleyball SID: Chris Kowalczyk  
SID Phone: (804) 828-8818  
SID Fax: (804) 828-9428  
E-mail: ckowalczyk@vcu.edu  
Web: www.vcurams.vcu.edu

### MARSHALL

Location: Huntington, W.Va.  
Nickname: Thundering Herd  
Colors: Green and White  
Facility: Cam Henderson Center (9,043)  
Conference: Conference USA  
Head Coach: Mitch Jacobs  
2006 Record: 20-12, 12-4 (2nd)  
Volleyball SID: Chris Attwood  
SID Phone: (304) 696-4662  
SID Fax: (304) 696-2325  
E-mail: attwood@marshall.edu  
Web: www.HerdZone.com

### VIRGINIA TECH

Location: Blacksburg, Va.  
Nickname: Hokies  
Colors: Chicago Maroon and Burnt Orange  
Facility: Cassell Coliseum (10,052)  
Conference: Atlantic Coast Conference  
Head Coach: Chris Riley  
2006 Record: 17-14, 11-11 (6th)  
Volleyball SID: Amanda McClure  
SID Phone: (540) 231-2228  
SID Fax: (540) 231-6984  
E-mail: mccluras@vt.edu  
Web: www.hokiesports.com

# 2007 Opponents

## St. John's Volleyball Invitational

### FAIRFIELD

Location: Fairfield, Conn.  
Nickname: Stags  
Colors: Cardinal Red  
Facility: Alumni Hall (2,479)  
Conference: Metro Atlantic Athletic Conference  
Head Coach: Jeff Werneke  
2006 Record: 24-8, 18-0 (1st)  
Volleyball SID: Kelly McCarthy  
SID Phone: (203) 254-4000 ext. 2877  
SID Fax: (203) 254-4117  
E-mail: kmccarthy@mail.fairfield.edu  
Web: www.fairfieldstags.com

### ST. JOHN'S

Location: Queens, N.Y.  
Nickname: Red Storm  
Colors: Red and White  
Facility: Lou Carnesecca Arena (6,008)  
Conference: BIG EAST  
Head Coach: Joanne Persico-Smith  
2006 Record: 31-5, 14-0 (1st)  
Volleyball SID: Joe Guster  
SID Phone: (718) 990-1523  
SID Fax: (718) 969-8468  
E-mail: stjcommunications@stjohns.edu  
Web: www.redstormsports.com

### NJIT

Location: Newark, N.J.  
Nickname: Highlanders  
Colors: Red and White (Blue Accent)  
Facility: Estelle and Zoom Fleisher Athletic Center  
Conference: Independent  
Head Coach: Ryan McNeil  
2006 Record: 10-21  
Volleyball SID: Stephanie Pillari  
SID Phone: (973) 596-8324  
SID Fax: (973) 596-8440  
E-mail: pillari@njit.edu  
Web: www.njit.edu

### LONG BEACH

Location: Long Beach, Calif.  
Nickname: 49ers  
Colors: Black and Gold  
Facility: The Walter Pyramid (5,000)  
Conference: Big West  
Head Coach: Brian Gimmillaro  
2006 Record: 26-6, 12-2 (2nd)  
Volleyball SID: Roger Kirk  
SID Phone: (562) 985-8569  
SID Fax: (562) 985-1549  
E-mail: rkirk@csulb.edu  
Web: www.longbeachstate.com

## Panther Invitational

### WISCONSIN-MILWAUKEE

Location: Milwaukee, Wis.  
Nickname: Panthers  
Colors: Black and Gold  
Facility: Klotsche Center (2,500)  
Conference: Horizon League  
Head Coach: Susie Johnson  
2006 Record: 24-6, 13-1 (1st)  
Volleyball SID: Kevin O'Connor  
SID Phone: (414) 229-5674  
SID Fax: (414) 229-5749  
E-mail: kjoc@uwm.edu  
Web: www.uwmpanthers.com

### BRADLEY

Location: Peoria, Ill.  
Nickname: Braves  
Colors: Red and White  
Facility: Robertson Memorial Field House (5,000)  
Conference: Missouri Valley  
Head Coach: Scott Luster  
2006 Record: 8-22, 5-13 (8th)  
Volleyball SID: Jim Rea  
SID Phone: (309) 677-3869  
SID Fax: (309) 677-2626  
E-mail: jrea@bradley.edu  
Web: www.bub Braves.com

### CINCINNATI

Location: Cincinnati, Ohio  
Nickname: Bearcats  
Colors: Red and Black  
Facility: Fifth Third Arena (13,176)  
Conference: BIG EAST  
Head Coach: Reed Sunahara  
2006 Record: 22-7, 10-4 (t-3rd)  
Volleyball SID: Shawn Sell  
SID Phone: (513) 556-0618  
SID Fax: (513) 556-0619  
E-mail: Shawn.Sell@uc.edu  
Website: www.GoBearcats.com



*The Hokies celebrate after blocking a North Carolina attack.*



# 2007 ACC Opponents

## BOSTON COLLEGE

Location: Chestnut Hill, Mass.  
Nickname: Eagles  
Colors: Maroon and Gold  
Facility: Power Gym (1,000)  
Head Coach: Andrea Leonard  
2006 Record: 12-19, 10-12 (t-7th)  
Volleyball SID: Ben Warnick  
SID Phone: (617) 552-3004  
SID Fax: (617) 552-4903  
E-mail: warnickb@bc.edu  
Web: www.bceagles.com

## CLEMSON

Location: Clemson, S.C.  
Nickname: Tigers  
Colors: Burnt Orange and Northwest Purple  
Facility: Jervy Gymnasium (2,000)  
Head Coach: Jolene Jordan Hoover  
2006 Record: 20-10, 15-7 (3rd)  
Volleyball SID: Christine Long  
SID Phone: (864) 656-1920  
SID Fax: (864) 656-0299  
E-mail: longc@clemson.edu  
Web: www.clemsontigers.com

## DUKE

Location: Durham, N.C.  
Nickname: Blue Devils  
Colors: Royal Blue and White  
Facility: Cameron Indoor Stadium (9,314)  
Head Coach: Jolene Nagel  
2006 Record: 29-4, 21-1 (1st)  
Volleyball SID: Chris Cook  
SID Phone: (919) 684-8708  
SID Fax: (919) 684-2489  
E-mail: ccook@duaa.duke.edu  
Web: www.GoDuke.com

## FLORIDA STATE

Location: Tallahassee, Fla.  
Nickname: Seminoles  
Colors: Garnet and Gold  
Facility: Tully Gymnasium (1,162)  
Head Coach: Todd Kress  
2006 Record: 19-12, 13-9 (4th)  
Volleyball SID: Katy Baker  
SID Phone: (850) 645-7683  
SID Fax: (850) 644-3820  
E-mail: kbaker@mailier.fsu.edu  
Web: www.seminoles.com

## GEORGIA TECH

Location: Atlanta, Ga.  
Nickname: Yellow Jackets  
Colors: Old Gold and White  
Facility: O'Keefe Gymnasium (2,000)  
Head Coach: Bond Shymansky  
2006 Record: 20-12, 12-10 (5th)  
Volleyball SID: Cheryl Watts  
SID Phone: (404) 894-5445  
SID Fax: (404) 894-1248  
E-mail: cwatts@athletics.gatech.edu  
Web: www.ramblinwreck.com

## MARYLAND

Location: College Park, Md.  
Nickname: Terrapins  
Colors: Red, White, Black and Gold  
Facility: Comcast Center Pavilion (1,500)  
Head Coach: Janice Kruger  
2006 Record: 13-18, 6-16 (11th)  
Volleyball SID: Ben Dooling  
SID Phone: (301) 314-7068  
SID Fax: (301) 314-9094  
E-mail: bdooling@umd.edu  
Web: www.umterps.com

## MIAMI

Location: Coral Gables, Fla.  
Nickname: Hurricanes  
Colors: Orange, Green and White  
Facility: Knight Sports Complex (1,200)  
Head Coach: Nicole Lantagne Welch  
2006 Record: 12-19, 9-13 (t-9th)  
Volleyball SID: Rob Dunning  
SID Phone: (305) 284-3230  
SID Fax: (305) 284-2807  
E-mail: rdunning@miami.edu  
Web: www.hurricanesports.com

## NORTH CAROLINA

Location: Chapel Hill, N.C.  
Nickname: Tar Heels  
Colors: Carolina Blue and White  
Facility: Carmichael Auditorium (8,010)  
Head Coach: Joe Sagula  
2006 Record: 11-20, 9-13 (t-9th)  
Volleyball SID: Bobby Hundley  
SID Phone: (919) 843-5678  
SID Fax: (919) 962-0612  
E-mail: bhundley@uncaa.unc.edu  
Web: www.TarHeelBlue.com

## NC STATE

Location: Raleigh, N.C.  
Nickname: Wolfpack  
Colors: Red and White  
Facility: Reynolds Coliseum (12,400)  
Head Coach: Charita J. Stubbs  
2006 Record: 2-29, 0-22 (12th)  
Volleyball SID: Brandon Yopp  
SID Phone: (919) 513-8195  
SID Fax: (919) 515-2898  
E-mail: brandon\_yopp@ncsu.edu  
Web: www.gopack.com

## VIRGINIA

Location: Charlottesville, Va.  
Nickname: Cavaliers  
Colors: Navy and Orange  
Facility: Memorial Gymnasium (836)  
Head Coach: Melissa Aldrich Shelton  
2006 Record: 23-8, 16-6 (2nd)  
Volleyball SID: Katharine Palmer  
SID Phone: (434) 982-5532  
SID Fax: (434) 982-5525  
E-mail: kpalmer@virginia.edu  
Web: www.virginiasports.com

## WAKE FOREST

Location: Winston-Salem, N.C.  
Nickname: Demon Deacons  
Colors: Old Gold and Black  
Facility: Reynolds Gymnasium (2,000)  
Head Coach: Heather Kahl Holmes  
2006 Record: 14-17, 10-12 (t-7th)  
Volleyball SID: Scott Wortman  
SID Phone: (336) 758-6099  
SID Fax: (336) 758-5140  
E-mail: wortmasm@wfu.edu  
Web: www.WakeForestSports.com

## SCHOOL AFFILIATIONS

**BOSTON COLLEGE** - Charter member of the Big East Conference in 1979; joined the ACC in July, 2005.

**CLEMSON** - Charter member of the Southern Intercollegiate Athletic Association in 1894; a charter member of the Southern Conference in 1921; a charter member of the ACC in 1953.

**DUKE** - Joined the Southern Conference in December, 1928; charter member of the ACC in 1953.

**FLORIDA STATE** - Charter member of the Dixie Conference in 1948; joined the Metro Conference in July, 1976; joined the ACC in July, 1991.

**GEORGIA TECH** - Charter member of the Southern Intercollegiate Athletic Association in 1894; charter member of Southern Conference in 1921; charter member of the SEC in 1932; joined the ACC in April, 1978.

**MARYLAND** - Charter member of the Southern Conference in 1921; charter member of the ACC in 1953.

**MIAMI** - Charter member of the Big East Football Conference in 1991; joined the ACC in July, 2004.

**NORTH CAROLINA** - Charter member of the Southern Intercollegiate Athletic Association in 1894; charter member of the Southern Conference in 1921; charter member of the ACC in 1953.

**NC STATE** - Charter member of the Southern Conference in 1921; charter member of the ACC in 1953.

**VIRGINIA** - Charter member of the Southern Intercollegiate Athletic Association in 1894; charter member of the Southern Conference in 1921; resigned from Southern Conference in December 1936; joined the ACC in December, 1953.

**VIRGINIA TECH** - Charter member of the Southern Conference in 1921; withdrew from the Southern Conference in June, 1963; became a charter member of the Big East Football Conference in 1991; joined the ACC in July, 2004.

**WAKE FOREST** - Joined the Southern Conference in February, 1936; charter member of the ACC in 1953.

## 2006 HONOREES

### KATIE ESBROOK

- AVCA All-America (HM)
- AVCA All-East Region (1st)
- All-ACC (1st)
- Preseason All-ACC
- VaSID All-State (1st)
- All-ACC Academic Team
- Hokie Invite All-Tournament Team
- Nextel Athlete of the Week (9/18)
- Team MVP

### TAYLOR PARRISH

- All-ACC Freshman Team
- VaSID All-State (2nd)
- MVP of East Carolina Tournament
- MVP of Hokie Invite
- ACC Player of the Week (8/28)
- Nextel Athlete of the Week (8/28)
- Team Rookie of the Year

### MICHELLE LANG

- East Carolina All-Tournament Team
- Hokie Invite All-Tournament Team
- Nextel Athlete of the Week (9/25)

### SARAH MUÑOZ

- Mizuno All-Tournament Team

### AMANDA CLOYD

- East Carolina All-Tournament Team
- All-ACC Academic Team

### JEN ALBRECHT

- ESPN *The Magazine* Academic All-District First Team
- VaSID Academic All-State Team
- Strength & Conditioning Award

### ALLIE KUPEC

- All-ACC Academic Team
- Team Coaches Award

### CATHY JANSEN

- Virginia Tech All-Academic Team

# 2006 Review

In its 30th season of competition, the Virginia Tech volleyball team has much to be proud of. In welcoming a new head coach, Chris Riley, to the helm, the Hokies posted their 11th winning record in program history, at 17-14, marking the first time since the 2002 season they accomplished the feat.


With an 11-11 mark in conference action, Tech set a school record for ACC wins in a season and picked up season sweeps of last year's Co-ACC champions and 2005 NCAA Tournament participants, Maryland and North Carolina.

The new era started on a high note as the Hokies swept their first three matches en route to the East Carolina Tournament title. Freshman Taylor Parrish earned MVP honors at the tournament, while Michelle Lang and Amanda Cloyd joined her on the all-tournament team. The ACC also went on to honor Parrish, as the season's first ACC Player of the Week, for her performance over the weekend.

The Hokies then stumbled a bit, in a more challenging second tournament. Despite taking games from then- No. 16 Purdue and Auburn, Tech dropped three consecutive matches at the Auburn/Mizuno Challenge. Despite the outcome of the weekend, sophomore Sarah Muñoz was named to the all-tournament team for her individual performance.

Tech straightened things out though, and rebounded from the tough losses with a six-match win streak, beginning with a sweep of its own Hokie Fall Invitational. The tournament title represents the first time the Hokies have won their own tournament since 1998. Parrish was again named MVP of a tournament this season, while Katie Esbrook and Michelle Lang were named to the all-tournament team.

Tech continued its winning ways into conference play, sweeping in-state rival



Michelle Lang and Jen Albrecht

## 2006 SEASON STATS

#	NAME	G-MP	K	K/G	E	TA	PCT.	A	A/G	SA	SE	SA/G	RE	D	D/G	BS	BA	TB	B/G	BE	BHE
1	Katie Esbrook	118-31	309	2.62	92	638	.340	23	0.19	10	25	0.08	1	73	0.62	21	113	134	1.14	6	5
13	Cathy Jansen	2-2	2	1.00	1	4	.250	0	0.00	1	0	0.50	0	1	0.50	0	0	0	0	0	0
3	Betsy Horowitz	5-4	3	0.60	1	8	.250	0	0.00	0	1	0.00	0	2	0.40	0	1	1	0.20	1	0
5	Rachel Fahlenkamp	24-11	25	1.04	11	59	.237	4	0.17	0	1	0.00	0	3	0.12	3	24	27	1.12	1	0
4	Taylor Parrish	119-31	444	3.73	139	1327	.230	17	0.14	13	15	0.11	48	255	2.14	11	52	63	0.53	11	5
15	Allie Kupec	112-30	185	1.65	92	436	.213	23	0.21	10	14	0.09	1	49	0.44	20	102	122	1.09	13	9
8	Michelle Lang	120-31	105	0.88	39	331	.199	1369	11.41	34	47	0.28	0	237	1.98	8	93	101	0.84	10	62
6	Jen Albrecht	113-31	226	2.00	110	600	.193	11	0.10	11	22	0.10	0	54	0.48	4	60	64	0.57	8	1
10	Sarah Muñoz	117-31	349	2.98	238	1139	.097	25	0.1	33	59	0.28	41	312	2.67	4	27	31	0.26	3	2
11	Kendra Sytsma	70-25	85	1.21	70	322	0.47	7	0.10	5	9	0.07	31	141	2.01	3	4	7	0.10	1	2
14	Kirstyn Godwin	2-3	1	0.50	1	3	.000	5	2.50	0	0	0.00	0	1	0.50	0	1	1	0.50	0	1
2	Paige Greenberg	4-3	0	0.00	0	0	.000	1	0.25	0	1	0.00	0	0	0.00	0	0	0	0.00	0	0
9	Rachel Dulla	120-31	1	0.01	4	15	-.200	26	0.22	18	34	0.15	13	259	2.16	0	0	0	0.00	0	3
7	Amanda Cloyd	120-31	1	0.01	5	15	-.267	34	0.28	46	32	0.38	30	569	4.74	0	0	0	0.00	0	4
<b>TEAM</b>																					
<b>VIRGINIA TECH</b>		<b>120-31</b>	<b>1736</b>	<b>14.47</b>	<b>803</b>	<b>4897</b>	<b>.191</b>	<b>1545</b>	<b>12.88</b>	<b>181</b>	<b>260</b>	<b>1.51</b>	<b>197</b>	<b>1956</b>	<b>16.30</b>	<b>74</b>	<b>477</b>	<b>312.5</b>	<b>2.60</b>	<b>54</b>	<b>94</b>
<b>Opponents</b>		<b>120-31</b>	<b>1677</b>	<b>13.98</b>	<b>865</b>	<b>1873</b>	<b>.167</b>	<b>1549</b>	<b>12.91</b>	<b>198</b>	<b>285</b>	<b>1.65</b>	<b>181</b>	<b>1953</b>	<b>16.27</b>	<b>99</b>	<b>450</b>	<b>324.0</b>	<b>2.70</b>	<b>55</b>	<b>58</b>

Virginia, and ACC-foes North Carolina and NC State, for its six-match win streak, including five-straight in conference action, dating back to last season. The Cavaliers, however, seeking revenge, snapped the streak at six, with the Hokies dropping a four-game match in Charlottesville.

Again though, the Hokies rebounded. Tech traveled to College Park, Md., where the team fought for a 4-1 victory over Maryland, its first ever over the Terrapins, claiming the Hokies' 10th win of the season.

The start of October proved to be tough for Tech. The Hokies dropped back-to-back five-game matches on the road, falling to Boston College and Wake Forest, before dropping an 0-3 match to Duke. Florida State then traveled to Cassell Coliseum and handed Tech its first home loss of the season.

The Hokies used the loss as motivation to beat Miami the following day and went on to split their weekend competition five of the final seven weekends, picking up wins over Clemson, Maryland and Wake Forest, all in Blacksburg.

On the road, Tech completed season sweeps of North Carolina and NC State before falling to both Miami and Florida State. In the Hokies' final home match, they prevented Wake Forest from a season sweep, with a close 3-2 victory over the Demon Deacons.

The Hokies concluded the season at Clemson and Georgia Tech, dropping the fifth game to the Tigers before rebounding with a 3-1 victory over the Yellow Jackets. Cloyd broke her own single-season dig record, set last year, against Clemson, while Esbrook landed the best single-match hitting percentage in Tech's history, for those with at least 20 attempts, against Georgia Tech, hitting .762.

Esbrook also landed a spot on Tech's single-season

hitting percentage list with a .320 percentage in 2006 and set the all-time hitting percentage mark at .324. In addition, she holds the career-block assists record with 374 block assists and ranks second in career blocks, with 461 total blocks.

Cloyd moved into third on the school's all-time digs list with 1,583 digs in her career.

Joining Esbrook and Cloyd in the record books, Parrish and Lang found a spot in the single-season records. Lang reached fourth in assists in a season, with 1,369, while Parrish tied for 10th in kills, with 444.

Each of them were second on their respective all-time freshman lists.

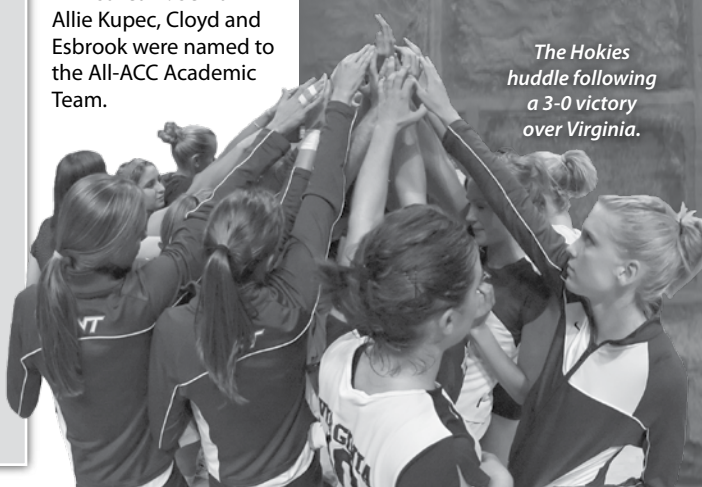
Post-season honors piled in for individual Hokies, with Esbrook being named the program's first All-ACC performer, earning a spot on the first team. Parrish



Rachel Dulla

also went on to garner the program's first-ever All-ACC Freshman Team honors. Virginia Sports Information Directors (VaSID) honored both Esbrook and Parrish on the all-state teams, while junior Jen Albrecht collected academic honors from the state, being named to the VaSID All-Academic Team.

Albrecht was also named to the *ESPN The Magazine* All-District III First Team. Senior Allie Kupec, Cloyd and Esbrook were named to the All-ACC Academic Team.



The Hokies huddle following a 3-0 victory over Virginia.

## 2006 SUPERLATIVES

### RECORD IN:

Three-game matches	6-6
Four-game matches	8-3
Five-game matches	3-5

### TEAM HIGHS:

<b>Kills</b>	75, Miami (10/14) and Wake Forest (11/18)
<b>Attempts</b>	240, Appalachian State (9/9)
<b>Percentage</b>	.314, NC State (9/22)
<b>Assists</b>	69, Wake Forest (11/18)
<b>Service Aces</b>	11, Georgia Tech (11/24)
<b>Digs</b>	96, Appalachian State (9/9) and Wake Forest (11/18)
<b>Blocks</b>	18.0, Wake Forest (11/18)

### INDIVIDUAL HIGHS:

<b>Kills (3 games)</b>	20, Parrish vs UNC (9/21)
<b>Kills (4 games)</b>	23, Parrish vs Furman (8/25)
<b>Kills (5 games)</b>	24, Parrish vs Boston College (11/3)
<b>Attempts</b>	68, Muñoz vs Appalachian St. (9/9)
<b>Percentage</b>	.762, Esbrook vs Ga. Tech (11/24)
<b>Assists</b>	64, Lang vs Wake Forest (11/18)
<b>Service Aces</b>	5, Lang vs Georgia Tech (11/24)
<b>Digs</b>	33, Cloyd vs North Carolina (11/26)
<b>Block Solo</b>	3, Kupec vs Florida State (10/13), Esbrook vs Liberty (9/9) and Esbrook vs No. 16 Purdue (9/1)
<b>Block Assists</b>	9, Esbrook vs Wake Forest (11/18) and Lang vs Wake Forest (11/18)
<b>Total Blocks</b>	10, Esbrook vs Wake Forest (11/18)

## 2006 RESULTS

DATE	OPPONENT	RESULT	MATCH SCORE
Aug. 25	vs. Furman\$	W, 3-1	30-21, 30-28, 25-30, 30-18
Aug. 26	vs. William & Mary\$	W, 3-0	30-27, 30-20, 30-20
Aug. 26	at East Carolina\$	W, 3-1	27-30, 30-24, 30-26, 30-27
Sept. 1	vs. #16 Purdue%	L, 1-3	18-30, 22-30, 30-27, 21-30
Sept. 2	at Auburn%	L, 2-3	28-30, 30-26, 30-25, 27-30, 7-15
Sept. 2	vs. Arizona State%	L, 0-3	27-30, 28-30, 27-30
Sept. 8	GEORGE WASHINGTON^	W, 3-0	30-25, 30-26, 34-32
Sept. 9	LIBERTY^	W, 3-1	30-22, 23-30, 30-23, 30-28
Sept. 9	APPALACHIAN STATE^	W, 3-2	28-30, 30-28, 33-35, 30-21, 15-10
Sept. 15	VIRGINIA*	W, 3-0	30-28, 30-28, 30-25
Sept. 21	NORTH CAROLINA*	W, 3-0	30-24, 30-19, 30-19
Sept. 22	NC STATE*	W, 3-0	30-17, 32-30, 30-18
Sept. 26	at Virginia*	L, 1-3	28-30, 31-29, 21-30, 24-30
Sept. 29	at Maryland*	W, 3-1	30-24, 22-30, 30-24, 30-24
Oct. 1	at Boston College*	L, 2-3	30-21, 26-30, 30-21, 25-30, 12-15
Oct. 6	at Wake Forest*	L, 2-3	26-30, 30-26, 30-22, 25-30, 13-15
Oct. 7	at Duke*	L, 0-3	20-30, 20-30, 18-30
Oct. 13	FLORIDA STATE*	L, 1-3	25-30, 26-30, 30-26, 29-31
Oct. 14	MIAMI*	W, 3-1	30-23, 28-30, 30-19, 30-28
Oct. 20	GEORGIA TECH*	L, 0-3	26-30, 20-30, 26-30
Oct. 22	CLEMSON*	W, 3-1	30-20, 30-26, 26-30, 30-27
Oct. 26	at North Carolina*	W, 3-1	30-28, 25-30, 30-16, 31-29
Oct. 27	at NC State*	W, 3-0	30-26, 30-20, 30-17
Nov. 3	BOSTON COLLEGE*	L, 2-3	25-30, 26-30, 30-22, 30-22, 14-16
Nov. 4	MARYLAND*	W, 3-2	30-25, 26-30, 30-12, 28-30, 15-10
Nov. 10	at Miami*	L, 0-3	25-30, 24-30, 27-30
Nov. 12	at Florida State*	L, 0-3	13-30, 26-30, 23-30
Nov. 17	DUKE*	L, 0-3	28-30, 23-30, 22-30
Nov. 18	WAKE FOREST*	W, 3-2	30-18, 30-32, 30-18, 24-30, 15-13
Nov. 22	at Clemson*	L, 2-3	16-30, 19-30, 30-28, 30-22, 11-15
Nov. 24	at Georgia Tech*	W, 3-1	34-32, 22-30, 30-25, 30-19

# Career Records

## KILLS

Rk	Player	Years	Kills
1.	Lisa Pikalek	1989-92	2,270
2.	Heather Berglund	1990-93	1,612
3.	Annie Spicer	2001-04	1,522
4.	Elizabeth Willson	1986-89	1,447
5.	Katie Esbrook	2003-06	1,285
6.	Jennifer Schmidt	1992-95	1,283
7.	Rachel Julian	1996-99	1,179
8.	Corrie Bundy	1995-98	1,149
9.	Ana Lang	1999-02	1,065
10.	Cheryl Stinson	1999-02	1,039

## KILLS PER GAME

Rk	Player	Years	Kills
1.	Lisa Pikalek	1989-92	4.39
2.	Annie Spicer	2001-04	3.63
3.	Julie Neely	1986-87	3.31
4.	Elizabeth Willson	1986-89	3.30
5.	Heather Berglund	1990-93	3.25

## HITTING PERCENTAGE

Rk	Player	Years	Hit %
1.	Katie Esbrook	2003-06	.324
2.	Julie Neely	1986-87	.312
3.	Cheryl Stinson	1999-02	.290
4.	Terri Majkowicz	1986-88	.248
5.	Karen Crawford	1986-88	.243

## ASSISTS

Rk	Player	Years	Assists
1.	Melissa Markowski	2002-05	5,287
2.	Kelli Craven	1988-91	4,765
3.	Britton Julian	1996-99	4,007
4.	Laura Hanner	1993-97	3,190
5.	Kelly Chambliss	1988-92	2,207

## SERVICE ACES

Rk	Player	Years	Aces
1.	Lisa Pikalek	1989-92	196
2.	Terrie Zubert	1994-97	181
3.	Kelli Craven	1988-91	179
3.	Jenni McFadden	1991-94	157
4.	Elizabeth Willson	1986-89	148
5.	Annie Spicer	2001-04	146
	Heather Berglund	1990-93	139
8.	Kelly Chambliss	1988-92	129
9.	Hilary Love	1992-95	119
10.	Britton Julian	1996-99	113

## DIGS

Rk	Player	Years	Digs
1.	Heather Berglund	1990-93	1,710
2.	Lisa Pikalek	1989-92	1,591
3.	<b>Amanda Cloyd</b>	<b>2004-</b>	<b>1,583</b>
4.	Annie Spicer	2001-04	1,244
5.	Meredith Braine	1995-98	1,241
6.	Terrie Zubert	1994-97	1,170
7.	Jenni McFadden	1991-94	1,150
8.	Melissa Markowski	2002-05	1,124
9.	Rachel Julian	1996-99	1,105
10.	Ana Lang	1999-02	1,075



Allie Kupec ranks among Tech's all-time blocking leaders.

## BLOCK SOLO

Rk	Player	Year	Blocks
1.	Krissy Tschirret	1988-91	139
2.	Julie Neely	1986-87	121
	Jennifer Schmidt	1992-95	121
4.	Megan Barnes	1994-97	102
5.	Katie Esbrook	2003-06	87

## BLOCK ASSISTS

Rk	Player	Year	Blocks
1.	Katie Esbrook	2003-06	374
2.	Jennifer Schmidt	1992-95	373
3.	Cheryl Stinson	1999-02	371
4.	Allie Kupec	2003-06	334
5.	Corrie Bundy	1995-98	322

## TOTAL BLOCKS

Rk	Player	Year	Blocks
1.	Jennifer Schmidt	1992-95	494
2.	Katie Esbrook	2003-06	461
3.	Cheryl Stinson	1999-02	452
4.	Megan Barnes	1994-97	391
	Corrie Bundy	1995-98	391
6.	Allie Kupec	2003-06	389
7.	Krissy Tschirret	1988-91	332
8.	Jenni McFadden	1991-94	313
9.	Julie Neely	1986-87	302
10.	Amanda Yelsh	1991-94	263
	Christine Shubat	1998-01	263

## INDIVIDUAL MATCH RECORDS

### 30-KILL CLUB

Rk	Player	Versus	Kills
1.	Lisa Pikalek	So. Miss (11/7/92)	38
2.	Lisa Pikalek	Tulane (10/14/89)	37
	Lisa Pikalek	Furman (9/14/91)	37
4.	Lisa Pikalek	Tulane (11/6/92)	35
	Lisa Pikalek	Liberty (11/10/92)	35
6.	Heather Berglund	Tulane (10/26/91)	31
7.	Lisa Pikalek	App. State (9/15/92)	30

### 30-DIG CLUB

Rk	Player	Versus	Digs
1.	<b>Amanda Cloyd</b>	<b>UNC (11/6/04)</b>	<b>35</b>
2.	<b>Amanda Cloyd</b>	<b>UNC (10/26/06)</b>	<b>33</b>
3.	Heather Berglund	W. Ky. (10/30/92)	32
	<b>Amanda Cloyd</b>	<b>Wake (10/6/06)</b>	<b>32</b>
5.	<b>Amanda Cloyd</b>	<b>BC (10/1/06)</b>	<b>30</b>

### ASSISTS

Rk	Player	Versus	Assists
1.	Kelli O'Dell	Liberty (10/17/00)	86
2.	Britton Julian	No. Ill. (9/4/99)	79
3.	Kelly Chambliss	Radford (10/2/90)	77
4.	Kelly Chambliss	So. Miss. (11/7/92)	76
5.	Kelli Craven	Tulane (10/14/89)	72
	Kelli O'Dell	Tenn. (9/26/00)	72

### SERVICE ACES

Rk	Player	Versus	Aces
1.	Lisa Pikalek	Radford (11/9/90)	9
2.	Annie Spicer	La.-Monroe (9-10-04)	8
3.	Terri Pedrotti	West Va. (9-2-89)	7
	Lisa Pikalek	Radford (11-5-91)	7
	Britton Julian	LaSalle (9-21-96)	7
	Britton Julian	No. Illinois (9-4-99)	7

### HITTING PERCENTAGE (min 10 att.)

Player (K-E-TA)	Versus	Hit %
1.	Cheryl Stinson (11-0-13)	vs Prov. (10/14/01) .846
2.	Amanda Yelsh (11-0-14)	vs. Liberty (9/6/94) .786
3.	Terrie Zubert (11-1-13)	vs. Radford (10/2/94) .769
4.	Katie Esbrook (17-1-21)	vs Ga Tech (11/24/06) .762
5.	Kerry Majewski (13-1-16)	vs. La Salle (11/6/98) .750

### BLOCK SOLOS

Rk	Player	Versus	Blocks
1.	Cari Kammerer	App. St. (9/11/90)	7
2.	Jenni McFadden	Dayton (9/10/83)	6
3.	Krissy Tschirret	Tulane (10/14/89)	5

### BLOCK ASSISTS

Rk	Player	Versus	Blocks
1.	Cheryl Stinson	West Va. (10/5/01)	17
2.	Erika Kuhn	Mass. (11/8/97)	13
3.	Erika Kuhn	vs. Mass (11/22/96)	11

### TOTAL BLOCKS

Rk	Player	Versus	Blocks
1.	Cheryl Stinson	West Va. (10-5-01)	17
2.	Krissy Tschirret	Furman (9-14-91)	13
	Erika Kuhn	Mass.(11-8-97)	13
4.	Jennifer Schmidt	Mass. (11-4-95)	11
	Erika Kuhn	Mass. (11-22-96)	11
	Corrie Bundy	Dayton (10-9-98)	11

In 2001, the NCAA approved a rule change implementing a 30-point, rally-scoring system in each game. Any records from 2001 and later reflect this change in the scoring.

Current Tech players are **boldface**.



Katie Esbrook is among Tech's all-time leaders in kills, hitting percentage and blocks.



# Single-Season Records

## KILLS

Rk	Player	Year	Kills
1.	Lisa Pikalek	1992	653
2.	Elizabeth Willson	1989	593
3.	Lisa Pikalek	1991	588
4.	Lisa Pikalek	1990	530
5.	Lisa Pikalek	1989	499
6.	Heather Berglund	1991	498
7.	Julie Neely	1986	480
8.	Heather Berglund	1992	465
9.	Ana Lang	2002	454
10.	Annie Spicer	2004	444
	<b>Taylor Parrish</b>	<b>2006</b>	<b>444</b>

## KILLS PER GAME

Rk	Player	Year	Kills
1.	Lisa Pikalek	1992	4.77
2.	Lisa Pikalek	1990	4.57
3.	Elizabeth Willson	1989	4.49
4.	Lisa Pikalek	1991	4.45
5.	Annie Spicer	2003	4.26

## HITTING PERCENTAGE

Rk	Player	Year	Hit %
1.	Julie Neely	1986	.357
2.	Katie Esbrook	2006	.340
3.	Katie Esbrook	2003	.333
4.	Katie Esbrook	2005	.318
5.	Cheryl Stinson	2001	.316

## ASSISTS

Rk	Player	Year	Assists
1.	Kelly Chambliss	1992	1,698
2.	Kelli Craven	1991	1,533
3.	Melissa Markowski	2002	1,423
4.	<b>Michelle Lang</b>	<b>2006</b>	<b>1,369</b>
5.	Melissa Markowski	2005	1,355

## SERVICE ACES

Rk	Player	Year	Aces
1.	Elizabeth Willson	1989	69
2.	Mary Ramsey	1986	62
3.	Jill Motley	1986	61
4.	Kelli Craven	1991	60
	Terrie Zubert	1994	60
6.	Sonya Adams	1986	57
7.	Lisa Pikalek	1990	56
8.	Karen Crawford	1986	55
9.	Terri Pedrotti	1989	53
	Lisa Pikalek	1991	53

## DIGS

Rk	Player	Year	Digs
1.	<b>Amanda Cloyd</b>	<b>2006</b>	<b>569</b>
2.	<b>Amanda Cloyd</b>	<b>2005</b>	<b>536</b>
3.	Heather Berglund	1992	514
4.	Heather Berglund	1991	491
5.	Lisa Pikalek	1992	488
6.	<b>Amanda Cloyd</b>	<b>2004</b>	<b>478</b>
7.	Heather Berglund	1993	444
8.	Ana Lang	2002	437
9.	Terrie Zubert	1994	418
10.	Lisa Pikalek	1991	403



Senior Amanda Cloyd broke her own school record for digs in a single-season, collecting 569 digs in 2006.

## BLOCK SOLO

Rk	Player	Year	Blocks
1.	Julie Neely	1986	80
2.	Michelle Bain	1988	55
3.	Krissy Tschirret	1989	54
4.	Cari Kammerer	1990	45
5.	Krissy Tschirret	1990	43

## BLOCK ASSISTS

Rk	Player	Year	Blocks
1.	Cheryl Stinson	2002	116
2.	Katie Esbrook	2006	113
3.	Jennifer Schmidt	1992	108
4.	Allie Kupec	2006	102
5.	Megan Barnes	1995	99
	Corrie Bundy	1998	99

## TOTAL BLOCKS

Rk	Player	Year	Blocks
1.	Julie Neely	1986	167
2.	Jennifer Schmidt	1992	147
3.	Cheryl Stinson	2002	143
4.	Megan Barnes	1995	138
5.	Julie Neely	1987	135
6.	Katie Esbrook	2006	134
7.	Krissy Tschirret	1991	128
8.	Michelle Bain	1988	126
9.	Jennifer Schmidt	1993	124
10.	Corrie Bundy	1998	123

## FRESHMAN RECORDS

### KILLS

1.	Lisa Pikalek	1989	499
2.	<b>Taylor Parrish</b>	<b>2006</b>	<b>444</b>
3.	Jennifer Schmidt	1992	368
4.	Sarah Muñoz	2005	356
5.	Annie Spicer	2001	290
6.	Katie Esbrook	2003	263
7.	Rachel Julian	1996	251
8.	Heather Berglund	1990	218
9.	Jenni McFadden	1991	212
10.	Amanda Yelsh	1991	187

### KILLS PER GAME

1.	Lisa Pikalek	1989	3.78
2.	<b>Taylor Parrish</b>	<b>2006</b>	<b>3.73</b>
3.	Sarah Muñoz	2005	3.46
4.	Annie Spicer	2001	3.30
5.	Jennifer Schmidt	1992	2.77

### HITTING PERCENTAGE

1.	Katie Esbrook	2003	.333
2.	Cheryl Stinson	1999	.260
3.	Rachel Julian	1996	.253
4.	Jennifer Schmidt	1992	.247
5.	<b>Taylor Parrish</b>	<b>2006</b>	<b>.230</b>

### SERVICE ACES

1.	Terry Pedrotti	1989	53
2.	Jenni McFadden	1991	51
3.	Katie Esbrook	2003	41
4.	Kelli Craven	1988	40
5.	Lisa Pikalek	1989	39

### ASSISTS

1.	Melissa Markowski	2002	1,423
2.	<b>Michelle Lang</b>	<b>2006</b>	<b>1,369</b>
3.	Laura Hanner	1993	1,158
4.	Kelli O'Dell	2000	1,134
5.	Kelli Craven	1988	979

### DIGS

1.	Amanda Cloyd	2004	478
2.	Ashley Bayer	2002	401
3.	Lisa Pikalek	1989	359
4.	Rachel Julian	1996	295
5.	Laura Hanner	1993	275

### BLOCK SOLOS

1.	Jennifer Schmidt	1992	39
2.	Lisa Pikalek	1989	24
3.	Katie Esbrook	2003	21

### BLOCK ASSISTS

1.	Jennifer Schmidt	1992	108
2.	Katie Esbrook	2003	97
3.	<b>Michelle Lang</b>	<b>2006</b>	<b>93</b>

### TOTAL BLOCKS

1.	Katie Esbrook	2003	118
2.	<b>Michelle Lang</b>	<b>2006</b>	<b>101</b>
3.	Allie Kupec	2003	98
4.	Cheryl Stinson	1999	88
5.	Taylor Parrish	2006	63



Sophomore Michelle Lang made her way into Tech's single-season and freshman season record books in her rookie campaign.

## TEAM RECORDS

All-Time Record	.....538-485-3 (.526)
Home	.....262-115 (.695)
Away	.....130-204 (.389)
Neutral	.....146-166-3 (.468)
vs. VA Opponents	.....171-85-1 (.667)
Home vs. VA Opp.	.....90-24 (.789)
In Virginia	.....347-191 (.645)
In August	.....8-2 (.800)
In September	.....187-162 (.536)
In October	.....227-171-3 (.570)
In November	.....98-131 (.428)
Season Openers	.....14-16 (.467)
Longest winning streak	.....11, twice (10/12/82 - 10/19/82) and (9/26/92 - 11/3/92)
Longest losing streak	.....13 (10/18/88 - 9/2/89)
Longest home winning streak	.....18 (10/16/81 - 9/27/83)

## MILESTONE WINS

First	Sept. 29, 1977, Ferrum
25th	Oct. 5, 1979, UT-Chattanooga
50th	Oct. 23, 1980, VCU
75th	Oct. 15, 1981, Guilford
100th	Oct. 9, 1982, Juniata
150th	Nov. 3, 1983, UNC Charlotte
200th	Oct. 25, 1986, South Alabama
250th	Oct. 10, 1989, James Madison
300th	Nov. 8, 1991, James Madison
350th	Sept. 28, 1994, East Tenn. St.
400th	Sept. 20, 1997, Fordham
450th	Oct. 25, 2000, Charlotte
500th	Sept. 14, 2004, Liberty

# Miscellaneous Records

## SEASON RECORDS

Wins	.....36	.....1982
Win %	......703	.....1992
Conference Wins	.....15/Metro	.....1998
<b>ACC Wins</b>	.....11	.....2006
Matches Played	.....56	.....1982
Games Played	.....143	.....1991
Kills	.....2,079	.....1992
Attempts	.....5,437	.....1992
Percentage	......261	.....1986
Kills Per Game	.....16.03	.....1998
Assists	.....1,856	.....1992
Aces	.....341	.....1989
Digs	.....2,463	.....1992
Block Solo	.....166	.....1989
Block Assist	.....477	.....2006
<b>Total Blocks</b>	.....312.5	.....2006

## TEAM MATCH RECORDS

Kills	.....97	.....twice, last vs. No. Ill. (9/4/99)
Attempts	.....272	.....vs. So. Miss. (11/7/92)
Hit %	......688	.....vs. Coppin St. (9/12/98)
Assists	.....90	.....vs. Liberty (10/17/00)
Aces	.....22	.....vs. Davidson (9/8/89)
Digs	.....143	.....vs. South Florida. (10/14/94)
Block Solo	.....13	.....vs. Tulane (10/14/89)
Block Assist	.....42	.....vs. West Virginia (10/5/01)
Total Blocks	.....22	.....vs. West Virginia (10/5/01)

In 2001, the NCAA approved a rule change implementing a 30-point, rally-scoring system. Records from 2001 and later reflect this change.

## Cassell Coliseum Records

### TEAM RECORDS

Kills	.....97	.....twice, last vs. No. Ill. (9/4/99)
Attempts	.....272	.....vs. So. Miss. (11/7/92)
Hit %	......688	.....vs. Coppin St. (9/12/98)
Assists	.....89	.....vs. No. Illinois (9/4/99)
Aces	.....16	.....vs. Marshall (10/20/89)
Digs	.....143	.....vs. South Florida (10/14/94)
Block Solo	.....13	.....vs. Tulane (10/14/89)
Block Assist	.....42	.....vs. West Virginia (10/5/01)
Total Blocks	.....22	.....vs. West Virginia (10/5/01)

### INDIVIDUAL RECORDS

Kills	.....38	.....Lisa Pikalek vs. So. Miss. (11/7/92)
Attempts	.....96	.....Lisa Pikalek vs. So. Miss. (11/7/92)
Hit %	......846	.....Cheryl Stinson vs. Providence (10/14/01)
Assists	.....79	.....Britton Julian vs. No. Illinois (9/4/99)
Aces	.....6	.....Allie Kupec vs. East Tenn. St. (8/30/03)
<b>Digs</b>	.....35	..... <b>Amanda Cloyd</b> vs. North Carolina (11/6/04)
Block Solo	.....7	.....Cari Kammerer vs. Appalachian St. (9/11/90)
Block Assist	.....17	.....Cheryl Stinson vs. West Virginia (10/5/01)
Total Blocks	.....17	.....Cheryl Stinson vs. West Virginia (10/5/01)

## YEAR-BY-YEAR RESULTS

Year	Overall	Pct.	Conf.	Pct.	Finish	Home	Away	Neutral	Won	Lost	For	Against	Coach
1977	15-14	.517	---	---	---	8-3	3-3	4-8	37	35	843	796	John Pierce
1978	8-12-2	.409	---	---	---	4-2	1-3	3-7-2	22	32	598	676	John Pierce
1979	12-21-1	.368	---	---	---	5-3	2-6	5-12-1	33	54	936	1057	John Pierce
1980	22-22	.500	0-6	.000	7th/7	7-2	6-6	9-14	60	55	1363	1333	John Pierce
1981	33-16	.673	0-5	.000	6th/6	10-2	8-4	15-10	78	45	1552	1325	John Pierce
1982	36-20	.643	1-5	.167	T5th/7	12-0	5-3	19-17	85	57	1842	1576	John Pierce
1983	28-14	.667	1-6	.143	7th/8	7-5	6-3	15-6	73	50	1497	1371	John Pierce
1984	16-19	.457	2-5	.286	6th/8	9-3	4-10	3-6	57	62	1402	1425	John Pierce
1985	15-19	.441	0-6	.000	7th/7	6-5	4-7	5-7	57	65	1510	1503	John Pierce
1986	23-14	.622	3-3	.500	4th/7	15-3	7-9	1-2	78	61	1708	1592	John Pierce
1987	15-18	.455	1-5	.167	6th/7	9-4	4-9	2-5	53	64	1337	1460	John Pierce
1988	11-21	.344	1-5	.167	6th/7	5-5	3-7	3-9	47	73	1310	1499	John Pierce
1989	24-15	.615	1-6	.143	7th/8	13-6	3-5	8-4	83	53	1679	1404	John Pierce
1990	16-18	.471	1-6	.143	7th/8	7-4	4-9	5-5	55	62	1396	1425	John Pierce
1991	28-12	.700	5-1	.833	2nd/7	11-3	7-2	10-7	92	51	1837	1519	Stephanie Hawbecker
1992	26-11	.703	5-1	.833	T1st/7	10-1	9-4	7-6	84	57	1809	1650	Stephanie Hawbecker
1993	17-18	.486	2-4	.333	T5th/7	9-4	4-9	4-5	62	62	1512	1493	Stephanie Hawbecker
1994	12-20	.375	2-4	.333	5th/7	7-9	3-8	2-3	50	69	1402	1492	Stephanie Hawbecker
1995	22-12	.647	13-7	.650	4th/11	15-3	6-5	1-4	74	48	1515	1343	Stephanie Hawbecker
1996	15-17	.469	9-11	.450	T6th/11	6-8	6-7	3-2	50	60	1363	1345	Stephanie Hawbecker
1997	16-16	.500	11-9	.524	4th/11	8-4	6-8	2-4	59	55	1398	1329	Stephanie Hawbecker
1998	21-9	.700	15-5	.750	3rd/11	12-2	7-5	2-2	68	37	1380	1145	Stephanie Hawbecker
1999	9-19	.321	8-10	.444	7th/10	8-6	1-10	0-3	38	67	1159	1397	Stephanie Hawbecker
2000	13-16	.448	---	---	---	8-3	2-10	3-3	49	60	1321	1415	Greg Smith
2001	9-19	.321	5-7	.417	T8th/13	6-4	2-12	1-3	37	62	2505*	2702*	Greg Smith
2002	20-11	.645	10-3	.769	2nd/14	11-3	4-4	5-4	72	46	3149*	2965*	Greg Smith
2003	13-14	.482	7-5	.583	T4th/14	7-4	4-8	2-2	54	49	2724*	2605*	Greg Smith
2004	13-16	.448	7-9	.438	T7th/11	10-3	1-10	2-3	49	61	2778*	2923*	Greg Smith <sup>*using</sup>
2005	13-18	.419	8-14	.364	9th/12	7-7	3-10	3-1	46	64	2803*	3046*	Greg Smith <sup>NCAA</sup>
2006	17-14	.548	11-11	.500	6th/12	10-4	5-8	2-2	64	56	3190*	3089*	Chris Riley <sup>30-point system</sup>
<b>30 yrs.</b>	<b>538-485-3</b>	<b>.526</b>	<b>129-159</b>	<b>.448</b>	<b>----</b>	<b>262-115</b>	<b>130-204</b>	<b>146-166-3</b>	<b>1,766</b>	<b>1,672</b>	<b>50,818</b>	<b>49,900</b>	<b>(4 coaches)</b>

# All-Time Letterwinners

Current Virginia Tech players are boldface

## A

Adams, Sonya ..... 1984, 1985, 1986  
**Albrecht, Jen** ..... **2004, 2005, 2006**  
 Albregts, Lori ..... 1979  
 Allen, Laura ..... 1983  
 Ames, Michelle ..... 1989, 1990, 1991  
 Amos, Kim ..... 2001  
 Arbuckle, Jennifer ..... 1992, 1993, 1994, 1995  
 Atkinson, Penny ..... 1983, 1984

## B

Bain, Michelle ..... 1988  
 Barnes, Megan ..... 1994, 1995, 1996, 1997  
 Bayer, Ashley ..... 2002, 2003  
 Bazilwich, Ann ..... 1977, 1978  
 Beasley, Kerri ..... 1996, 1997  
 Belcher, Leigh ..... 1989  
 Berglund, Heather ..... 1990, 1991, 1992, 1993  
 Blower, Kathy ..... 1980, 1981, 1982, 1983  
 Braine, Meredith ..... 1995, 1996, 1997, 1998  
 Brisbin, Rachel ..... 1990, 1991  
 Brugger, Erin ..... 2003, 2004, 2005  
 Bundy, Corrie ..... 1995, 1996, 1997, 1998

## C

Cabaniss, Linda ..... 1985  
 Chambliss, Kelly ..... 1988, 1989, 1990, 1992  
 Clarke, Cindy ..... 1982, 1983  
**Cloyd, Amanda** ..... **2004, 2005, 2006**  
 Collins, Renee ..... 1998, 2001  
 Craven, Kelli ..... 1988, 1989, 1990, 1991  
 Crawford, Karen ..... 1986, 1987, 1988

## D

Dannenberg, Kelly ..... 1978, 1979, 1980, 1981  
 Disser, Holly ..... 1998, 1999, 2000, 2001  
 Drummond, Kristen ..... 1993, 1994, 1995, 1996  
 Duben, Rachel ..... 1982, 1983, 1984, 1985  
 Dulla, Rachel ..... 2004, 2005, 2006

## E

Eder, Linda ..... 1984, 1985, 1986, 1987  
 Eppley, Chrys ..... 1979, 1980, 1981  
 Esbrook, Katie ..... 2003, 2004, 2005, 2006

## F

Foulkes, Tara ..... 1978

## G

Graf, Suzanne ..... 1987

## H

Hanner, Laura ..... 1993, 1995, 1996, 1997  
 Hargrove, Anne ..... 1984, 1985  
 Hill, Jenny ..... 2001, 2002, 2003  
 Horner, Joy ..... 1989, 1990, 1991  
 Hruby, Michelle ..... 1980, 1982  
 Hubbard, Kate ..... 1998, 1999

## J

Jones, Pam ..... 1977, 1978, 1979  
 Julian, Britton ..... 1996, 1997, 1998, 1999  
 Julian, Rachel ..... 1996, 1997, 1998, 1999

## K

Kammerer, Cari ..... 1990, 1991  
 Kapp, Liz ..... 2002, 2003, 2004, 2005  
 King, Sarah ..... 2005  
 Koch, Nikki ..... 1983, 1984, 1985  
 Kuhn, Erika ..... 1996, 1997, 1998  
 Kupec, Allie ..... 2003, 2004, 2005, 2006  
 Kwiatkowski, Michele ..... 1981, 1982, 1983, 1985

## L

Lahm, Candice ..... 1998, 1999, 2000  
 Lang, Ana ..... 2000, 2001, 2002  
**Lang, Michelle** ..... **2006**  
 Lessman, Ginny ..... 1980, 1981, 1982, 1983  
 Little, Wendy ..... 1979, 1980, 1981, 1982  
 Love, Hilary ..... 1992, 1993, 1994, 1995

## M

Majewski, Kerry ..... 1995, 1996, 1997, 1998  
 Majkowicz, Terri ..... 1985, 1986, 1987, 1988  
 Markowski, Melissa ..... 2002, 2003, 2004, 2005  
 McFadden, Jenni ..... 1991, 1992, 1993, 1994  
 McGinnis, Ann ..... 1983, 1984  
 McIntosh, Cara ..... 1982  
 McNamara, Kerry ..... 1984, 1985, 1986  
 McPeak, Kaitlin ..... 2001, 2002, 2003, 2004  
 Mennen, Ashley ..... 2001  
 Meyer, Jamie ..... 2000, 2001  
 Milan-Williams, Kristy ..... 1997, 1999  
 Motley, Jill ..... 1985, 1986, 1987, 1988  
**Muñoz, Sarah** ..... **2005, 2006**  
 Munson, Cathy ..... 1980

## N

Neely, Julie ..... 1985, 1986, 1987  
 Norse, Julie ..... 1980

## O

O'Dell, Kelli ..... 2000, 2001  
 Overbaugh, Lynn ..... 1987, 1988



Kendra Sytsma earned two letters at Virginia Tech.

## P

Palm, Marie ..... 1983, 1984, 1985  
**Parrish, Taylor** ..... **2006**  
 Pedrotti, Terry ..... 1989  
 Pikalek, Lisa ..... 1989, 1990, 1991, 1992

## Q

Quinn, Jess ..... 2001

## R

Ramirez, Colette ..... 2003, 2004  
 Ramsey, Caryn ..... 1980, 1981, 1982  
 Ramsey, Mary ..... 1984, 1985, 1986, 1987  
 Reeser, Janice ..... 1980, 1981  
 Reinert, Kristi ..... 1991, 1992  
 Richardson, Amey ..... 1987, 1988  
 Rogers, Sarah ..... 2000, 2001, 2002

## S

Sadler, Liz ..... 1981, 1982, 1983  
 Sadler, Sue ..... 1984, 1986, 1987, 1988  
 Schmidt, Jennifer ..... 1992, 1993, 1994, 1995  
 Schneider, Suzie ..... 1993  
 Shubat, Christine ..... 1998, 1999, 2000, 2001  
 Shumway, Dianne ..... 1986, 1987, 1988  
 Slade, Lynelle ..... 1994, 1995, 1996, 1997  
 Smith, Emily ..... 2001, 2002, 2003, 2004  
 Smith, Kelly ..... 1984  
 Smith, Stephanie ..... 1991, 1992, 1993, 1994  
 Spicer, Annie ..... 2001, 2002, 2003, 2004  
 Stinson, Cheryl ..... 1999, 2000, 2001, 2002  
 Streeter, Carol ..... 1982, 1983, 1984, 1985  
 Suggs, Allison ..... 1997, 1999  
 Sytsma, Kendra ..... 2005, 2006  
 Szczepanski, Joanna ..... 1977, 1978

## T

Topolewski, Jennifer ..... 1987, 1988, 1989, 1990  
 Tremel, Meredith ..... 1990, 1991, 1992  
 Tshirret, Krissy ..... 1988, 1989, 1990, 1991

## V

Vlamings, Paula ..... 1987, 1988

## W

Willson, Elizabeth ..... 1986, 1987, 1988, 1989  
 White, Mandy ..... 1997, 1999  
 Wright, Kristin ..... 1997, 1998, 1999

## Y

Yelsh, Amanda ..... 1991, 1992, 1993, 1994

## Z

Zubert, Terrie ..... 1994, 1995, 1996, 1997






**KATIE ESBROOK**  
All-America  
Honorable Mention

Katie Esbrook already had her place among Virginia Tech's all-time greats at middle blocker heading into the 2006 season, her senior year. But, by the time the season was complete, her name would forever be etched in Tech's record books and her place among the greats secured.

The Barrington, Ill., native put together a stellar final season, en route to becoming Tech's first All-American, by being selected as an honorable mention by the American Volleyball Coaches Association (AVCA).

The two-time preseason All-ACC selection was also the first to garner first-team AVCA All-Region status and to earn a spot on the All-ACC first team.

Esbrook finished her career holding Tech's all-time hitting percentage clip and top block assists record. Hitting .324 in her career, she also holds four of the top six single season percentage marks. Defensively, she tops all other blockers with 374 assists, while ranking fifth with 87 solo blocks for second place in Tech's total blocks category, with 461.



# Individual Awards

## AVCA ALL-AMERICA

2006: Katie Esbrook (HM)

## AVCA ALL-EAST REGION

2006: Katie Esbrook (1st)  
2003: Katie Esbrook (HM)  
2002: Ana Lang (HM)  
Cheryl Stinson (HM)

## AVCA ALL-SOUTH REGION

1992: Lisa Pikalek (3rd)  
1989: Elizabeth Willson (2nd)

## VIRGINIA SID ALL-STATE

2006: Katie Esbrook (1st)  
Taylor Parrish (2nd)  
2005: Melissa Markowski (2nd)  
2004: Melissa Markowski (2nd)  
2003: Katie Esbrook (2nd)  
Melissa Markowski (2nd)  
2002: Ana Lang (1st)  
Cheryl Stinson (1st)  
Melissa Markowski (2nd)  
2001: Cheryl Stinson (1st)  
1998: Corrie Bundy  
1993: Heather Berglund  
1992: Lisa Pikalek  
1991: Lisa Pikalek (1st)

## PLAYER OF THE YEAR

2000: Ana Lang (Independent)  
1992: Lisa Pikalek (VaSID)

## ROOKIE OF THE YEAR

1992: Jennifer Schmidt (Metro)

## COACH OF THE YEAR

2002: Greg Smith (BIG EAST)  
1992: Stephanie Hawbecker (Metro)  
1992: Stephanie Hawbecker (VaSID)

## ACC SPORTSMANSHIP AWARD

2004 Volleyball Team

## ALL-ACC

2006: Katie Esbrook (1st)

## ALL-ACC FRESHMAN TEAM

2006: Taylor Parrish

## PRESEASON ALL-ACC

2007: Taylor Parrish  
2006: Katie Esbrook  
2005: Katie Esbrook  
Melissa Markowski



## ALL-BIG EAST

2003: Annie Spicer (2nd)  
Katie Esbrook (HM)  
Melissa Markowski (HM)  
2002: Cheryl Stinson (1st)  
Ana Lang (2nd)  
2001: Cheryl Stinson (2nd)  
Annie Spicer (HM)

## ALL-INDEPENDENT

2000: Ana Lang (POTY)  
Kelli O'Dell (1st)  
Cheryl Stinson (1st)

## WIVC PLAYER OF THE WEEK

2000: Ana Lang (Oct. 31)  
Ana Lang (Oct. 10)  
Holly Disser (Sept. 5)

## ALL-ATLANTIC 10

1998: Britton Julian  
Corrie Bundy  
1997: Corrie Bundy  
1996: Meredith Braine (1st)  
1995: Jennifer Arbuckle (2nd)  
Jennifer Schmidt (2nd)

## A-10 ALL-TOURNAMENT TEAM

1998: Corrie Bundy  
Britton Julian  
Kerry Majewski

## ALL-METRO

1994: Jennifer Schmidt (2nd)  
1993: Heather Berglund (2nd)  
1992: Lisa Pikalek (1st)  
Heather Berglund (2nd)  
Kelly Chambliss (2nd)  
Jennifer Schmidt (ROTY)  
1991: Heather Berglund  
Kelli Craven  
Lisa Pikalek  
1990: Lisa Pikalek  
1989: Lisa Pikalek  
Elizabeth Willson  
1988: Elizabeth Willson  
1987: Julie Neely  
1986: Sonya Adams  
Julie Neely

## METRO ALL-TOURNAMENT TEAM

1992: Lisa Pikalek  
Jennifer Schmidt  
1991: Jenni McFadden  
1986: Julie Neely

## STEVE LOWE AWARD

1992 Volleyball Team

## CANADIAN NATIONAL TEAM

2003: Cheryl Stinson

*Sophomore Taylor Parrish has been selected to the 2007 Preseason All-ACC team.*

# Academic Accolades

## AVCA ACADEMIC AWARD

2003-04 Volleyball Team  
2002-03 Volleyball Team

## ALL-AMERICA OF THE YEAR

1992: Lisa Pikalek (GTE)

## GTE ACADEMIC ALL-AMERICA

1992: Lisa Pikalek (1st)  
1991: Lisa Pikalek (2nd)  
1987: Julie Neely (3rd)

## ALL-DISTRICT/REGION

*ESPN The Magazine* All-District III

2006: Jennifer Albrecht (1st)  
2005: Melissa Markowski (1st)  
Jennifer Albrecht (1st)  
2004: Melissa Markowski (1st)  
2003: Melissa Markowski (3rd)  
Verizon All-District III  
2001: Holly Disser (2nd)  
GTE All-District III  
1998: Meredith Braine  
1996: Laura Hanner  
1992: Lisa Pikalek (1st)  
1991: Lisa Pikalek (1st)  
1990: Lisa Pikalek (2nd)  
1987: Julie Neely  
1982: Ginny Lessmann (1st)

## VASID ACADEMIC ALL-STATE

2006: Jen Albrecht  
1992: Lisa Pikalek (1st)

## ALL-ACC ACADEMIC TEAM

2006: Amanda Cloyd  
Katie Esbrook  
Allie Kupec  
2005: Jennifer Albrecht  
Allie Kupec  
Melissa Markowski

## ACC ACADEMIC HONOR ROLL

2006: Jennifer Albrecht  
Amanda Cloyd  
Katie Esbrook  
Rachel Fahlenkamp  
Cathy Jansen  
Sarah Muñoz  
Kendra Sytsma  
2005: Jennifer Albrecht  
Amanda Cloyd  
Katie Esbrook  
Cathy Jansen  
Liz Kapp  
Sarah King  
Allie Kupec  
Melissa Markowski  
Kendra Sytsma  
2004: Jennifer Albrecht  
Liz Kapp  
Allie Kupec  
Melissa Markowski  
Kaitlyn McPeak  
Emily Smith  
Annie Spicer

## BIG EAST ALL-STAR

2003: Erin Brugger  
Katie Esbrook  
Jennifer Hill  
Liz Kapp  
Allie Kupec  
Melissa Markowski  
Kaitlyn McPeak  
2002: Ashley Bayer  
Jennifer Hill  
Liz Kapp  
Melissa Markowski  
Jamie Meyer  
Sarah Rogers  
Annie Spicer  
Cheryl Stinson  
Emily Smith  
2001: Holly Disser  
Jenny Hill  
Ana Lang  
Sarah Rogers  
Christine Shubat  
Cheryl Stinson

## ALL-ATLANTIC 10 ACADEMIC

1998: Meredith Braine  
1995: Jennifer Arbuckle

## ALL-METRO ACADEMIC TEAM

1994: Jennifer Arbuckle  
Laura Hanner  
Jenni McFadden  
Lynelle Slade  
Amanda Yelsh  
1993: Jenni McFadden  
Amanda Yelsh  
1992: Kelly Chambliss  
Jenni McFadden  
Lisa Pikalek  
Amanda Yelsh  
1990: Kelly Chambliss  
Lisa Pikalek  
1989: Kelly Chambliss  
Lisa Pikalek  
1982: Ginny Lessmann



*Senior Jen Albrecht has collected numerous academic awards throughout her career.*

## HALL OF FAME

### LESSMANN-STONICK



Ginny Lessmann-Stonick played at Tech from 1980-83. As a four-year starter, Stonick was regarded as

one of the top setters in the east, and helped lead Tech to a 119-70 record, including an AIAW regional appearance in 1980.

The star setter and co-captain of the 1983 squad was the only player from District III to garner first-team Academic All-America honors that season. With a 3.88 GPA in electrical engineering, Stonick was also selected to the Academic All-America team her junior year.

In 1994, Stonick's first year of being eligible for induction into the Tech Sports Hall of Fame, she was elected, becoming the youngest member of the Hall. She was also only the second woman selected.

### PIKALEK

Lisa Pikalek played at Tech from 1989-92. In four years, the standout helped the Hokies to a 94-56 record, while



maintaining over a 3.9 GPA in her dual major of psychology and sociology.

By the time she graduated, she was a three-time Academic All-American and four-time All-Metro conference selection, a first in Metro Conference history. She was also named the GTE Academic All-American of the Year in 1992.

Pikalek, who still holds three career records and two single-season top spots at Tech, became one of two Tech female student-athletes to have their jerseys retired in 1993.

Pikalek was a 2004 inductee into the Tech Sports Hall of Fame.

*Lisa Pikalek is the only Tech volleyball player to have her jersey retired.*



# All-Time Results

Home games in ALL CAPS

## HEAD COACH JOHN PIERCE

**1977**  
15-14

Sept. 29	Ferrum	W	3-0
Oct. 1	James Madison	L	1-2
Oct. 1	Longwood	W	2-0
Oct. 1	George Washington	L	2-1
Oct. 8	VA. COMMONWEALTH	L	0-2
Oct. 8	EAST TENNESSEE ST.	W	2-1
Oct. 8	CINCINNATI	L	0-2
Oct. 9	VIRGINIA INTERMONT	W	2-0
Oct. 9	HOLLINS	W	2-1
Oct. 9	MARSHALL	W	2-1
Oct. 14	East Tennessee State	W	2-0
Oct. 14	Kentucky	L	0-2
Oct. 14	Western Carolina	W	2-1
Oct. 15	Virginia Commonwealth	L	1-3
Oct. 15	Wake Forest	W	2-0
Oct. 15	Morehead State	L	0-2
Oct. 21	Tennessee-Martin	W	2-1
Oct. 21	Alabama	L	0-2
Oct. 22	Tennessee	L	0-2
Oct. 29	Radford	W	2-0
Oct. 29	Marshall	L	0-2
Nov. 1	Eastern Mennonite	L	1-2
Nov. 1	Mary Washington	W	2-1
Nov. 8	ROANOKE	W	2-0
Nov. 8	EMORY & HENRY	L	1-2
Nov. 8	BLUEFIELD	W	2-0
Nov. 11	Virginia Commonwealth	L	0-2
Nov. 12	James Madison	L	1-2
Nov. 12	Radford	W	2-0

**1978**  
8-12-2

Oct. 6	Furman	W	2-0
Oct. 6	Marshall	L	0-2
Oct. 6	Western Carolina	L	0-2
Oct. 7	Carson Newman	L	0-2
Oct. 7	Georgia Tech	L	1-2
Oct. 10	BLUEFIELD	W	2-0
Oct. 10	VIRGINIA INTERMONT	W	2-1
Oct. 10	EMORY & HENRY	W	2-0
Oct. 11	JAMES MADISON	W	2-1
Oct. 11	GEORGE WASHINGTON	L	0-2
Oct. 18	Wake Forest	L	1-3
Oct. 26	RADFORD	L	0-2
Oct. 27	Louisburg	L	0-2
Oct. 27	Peace	W	2-0
Oct. 27	East Carolina	L	0-2
Oct. 28	Concord	T	1-1
Oct. 28	Longwood	T	1-1
Nov. 4	Radford	W	3-2
Nov. 4	Virginia Commonwealth	L	1-2
Nov. 10	Radford	W	2-1
Nov. 11	James Madison	L	0-2
Nov. 12	Virginia Commonwealth	L	0-2

**1979**  
12-21-1

Sept. 21	George Washington	L	0-2
Sept. 21	Yale	L	0-2
Sept. 21	New York Tech	W	2-1
Sept. 22	West Virginia	L	0-2
Sept. 22	Colgate	L	0-2
Oct. 3	UNC Greensboro	L	0-2
Oct. 3	N.C. State	L	0-2
Oct. 5	Tennessee Tech	L	0-2
Oct. 5	Appalachian State	T	1-1
Oct. 5	UT-Chattanooga	W	2-0
Oct. 5	Marshall	L	0-2

Oct. 6	Western Carolina	W	2-0
Oct. 6	Appalachian State	L	0-2
Oct. 6	Middle Tennessee State	L	1-2
Oct. 9	VIRGINIA	W	3-0
Oct. 9	RADFORD	W	2-0
Oct. 10	East Tennessee State	L	0-3
Oct. 13	Morehead State	L	0-2
Oct. 13	Kentucky State	W	2-1
Oct. 13	Dayton	L	0-2
Oct. 17	APPALACHIAN STATE	L	1-3
Oct. 20	Tennessee	L	0-3
Oct. 20	Duke	L	0-3
Oct. 22	Appalachian State	L	1-2
Oct. 22	High Point	W	2-1
Oct. 22	LIBERTY	W	3-2
Oct. 30	CONCORD	L	2-3
Oct. 31	James Madison	L	0-2
Nov. 3	VIRGINIA	W	2-0
Nov. 3	GUILFORD	W	2-1
Nov. 3	GEORGE MASON	L	0-2
Nov. 6	North Carolina	L	0-2
Nov. 6	Wake Forest	W	2-0
Nov. 10	Virginia	W	3-0

**1980**

22-22, 0-6 (7TH-METRO)

Sept. 23	MARY WASHINGTON	W	2-0
Sept. 23	WAKE FOREST	L	0-2
Sept. 26	Tulane	L	1-2
Sept. 26	Florida State	L	1-2
Sept. 26	St. Louis	L	1-2
Sept. 27	Cincinnati	L	0-2
Sept. 27	Louisville	L	0-2
Sept. 27	Memphis	L	0-2
Oct. 1	Virginia	W	3-0
Oct. 3	UNC Asheville	W	2-0
Oct. 3	Appalachian State	L	1-2
Oct. 3	UNC Charlotte	L	0-2
Oct. 3	Tennessee Tech	W	2-1
Oct. 4	Milligan	W	2-0
Oct. 4	Appalachian State	W	2-1
Oct. 4	East Tennessee State	W	2-1
Oct. 7	Appalachian State	W	2-1
Oct. 9	MARSHALL	L	1-2
Oct. 14	APPALACHIAN STATE	W	2-0
Oct. 16	North Carolina	L	0-3
Oct. 17	Virginia Commonwealth	W	2-0
Oct. 17	UNC Charlotte	L	1-2
Oct. 17	High Point	L	1-2
Oct. 18	Virginia	W	2-0
Oct. 18	East Carolina	L	0-2
Oct. 18	Wake Forest	L	1-2
Oct. 20	LIBERTY	W	3-0
Oct. 21	Marshall	W	2-1
Oct. 21	Concord	W	2-0
Oct. 23	Virginia Commonwealth	W	2-0
Oct. 23	N.C. State	L	0-2
Oct. 24	UNC GREENSBORO	W	2-1
Oct. 24	CHRISTOPHERNEWPORT	W	2-0
Oct. 25	Radford	L	1-3
Oct. 28	CONCORD	W	3-0
Nov. 1	George Mason	L	2-3
Nov. 4	Wake Forest	W	2-0
Nov. 4	Guilford	W	2-0
Nov. 10	Liberty	W	3-1
Nov. 12	VIRGINIA	W	3-0
Nov. 21	Clemson	L	1-2
Nov. 21	Kentucky	L	0-2
Nov. 22	Tennessee	L	0-2
Nov. 22	Northern Kentucky	L	0-2

**1981**

33-16, 0-5 (6TH-METRO)

Sept. 22	Concord	W	3-0
Sept. 24	VA. COMMONWEALTH	W	2-0
Sept. 26	George Mason	W	2-0
Sept. 26	William & Mary	L	0-2
Sept. 26	Mary Washington	W	2-1
Sept. 27	James Madison	W	2-0
Sept. 27	Navy	W	2-1

Sept. 27	Catonsville	W	2-0
Sept. 29	EAST TENNESSEE ST.	L	0-2
Oct. 2	Tennessee	L	0-2
Oct. 2	N.C. State	L	0-2
Oct. 2	South Carolina	L	0-2
Oct. 3	Charleston	W	2-0
Oct. 3	Morehead State	L	0-2
Oct. 6	WAKE FOREST	W	2-0
Oct. 6	LIBERTY	W	2-0
Oct. 7	VIRGINIA	W	3-2
Oct. 9	Marshall	W	3-0
Oct. 9	East Tennessee State	L	0-2
Oct. 9	Guilford	W	2-1
Oct. 10	Appalachian State	L	0-2
Oct. 10	UNC Asheville	W	2-1
Oct. 10	Guilford	W	3-2
Oct. 13	OLD DOMINION	W	2-0
Oct. 13	APPALACHIAN STATE	L	0-2
Oct. 15	UNC Greensboro	W	2-1
Oct. 15	Guilford	W	2-0
Oct. 16	GEORGE MASON	W	3-0
Oct. 20	RADFORD	W	3-0
Oct. 27	LONGWOOD	W	2-0
Oct. 27	CONCORD	W	2-0
Oct. 28	Lenoir-Rhyne	W	2-1
Oct. 28	APPALACHIAN STATE	L	0-2
Oct. 30	Toledo	W	2-0
Oct. 30	Rio Grande	W	2-0
Oct. 30	Kentucky State	W	2-1
Oct. 31	Virginia Commonwealth	L	1-2
Oct. 31	Marshall	W	2-0
Oct. 31	Kentucky State	W	2-0
Nov. 3	UNC Asheville	W	2-0
Nov. 3	Wake Forest	W	2-1
Nov. 7	WILLIAM & MARY	W	2-0
Nov. 9	Liberty	W	3-0
Nov. 13	Old Dominion	W	2-0
Nov. 19	Louisville	L	0-2
Nov. 19	Memphis	L	1-2
Nov. 20	St. Louis	L	0-2
Nov. 20	Tulane	L	1-2
Nov. 21	Cincinnati	L	1-2

**1982**

36-20, 1-5 (T5TH-METRO)

Sept. 25	Catholic	W	2-0
Sept. 25	Loyola MD	L	0-2
Sept. 25	William & Mary	W	2-0
Sept. 26	Liberty	W	2-0
Sept. 26	Virginia	L	0-2
Sept. 26	William & Mary	L	1-2
Sept. 28	WAKE FOREST	W	2-0
Sept. 28	LYNCHBURG	W	2-0
Oct. 1	Winthrop	W	2-1
Oct. 1	Western Carolina	W	2-1
Oct. 1	Jacksonville	L	0-2
Oct. 2	Clemson	L	0-2
Oct. 2	North Carolina State	L	0-2
Oct. 5	EAST TENNESSEE ST.	W	3-1

**1983**

28-14, 1-6 (7TH-METRO)

Sept. 21	Appalachian State	L	0-3
Sept. 24	George Mason	W	2-0
Sept. 24	Virginia	W	2-0
Sept. 24	Maryland-Baltimore	W	2-0
Sept. 24	Howard	W	2-1
Sept. 25	Virginia Commonwealth	W	2-0
Sept. 25	Delaware	W	2-1
Sept. 25	Mansfield	W	2-1
Sept. 27	LYNCHBURG	W	3-0
Sept. 30	MEMPHIS	L	0-3
Sept. 30	CINCINNATI	L	0-3
Sept. 30	FLORIDA STATE	L	1-3
Sept. 30	LOUISVILLE	L	1-3
Oct. 4	VIRGINIA	W	3-1



The 1982 club won a school-record 26 matches.

Oct. 8	LONGWOOD	W	2-0
Oct. 8	WILLIAM & MARY	L	1-2
Oct. 8	UNC CHARLOTTE	W	2-0
Oct. 11	LIBERTY	W	3-0
Oct. 12	EASTERN MENNONITE	W	2-1
Oct. 12	LYNCHBURG	W	2-0
Oct. 14	USC-Spartanburg	W	3-1
Oct. 14	Wake Forest	W	3-0
Oct. 15	UNC Asheville	W	3-0
Oct. 21	Louisville	L	0-3
Oct. 21	Rhode Island	L	1-3
Oct. 22	Morehead State	W	3-0
Oct. 22	George Washington	W	3-1
Oct. 25	East Tennessee State	W	3-2
Oct. 28	South Carolina	L	0-3
Oct. 28	Southern Mississippi	W	3-0
Oct. 29	Tulane	L	0-3
Nov. 1	Liberty	W	2-0
Nov. 1	Wake Forest	W	2-0
Nov. 3	UNC Charlotte	W	2-1
Nov. 3	Western Carolina	L	0-2
Nov. 9	APPALACHIAN STATE	W	3-0
Nov. 12	George Mason	W	2-0
Nov. 12	William & Mary	L	0-2
Nov. 12	Virginia	W	2-1
Nov. 12	James Madison	W	2-0
Nov. 12	William & Mary	L	2-3
Nov. 18	South Carolina	L	0-3

## 1984

16-19, 2-5 (6TH-METRO)

Sept. 18	LIBERTY	W	3-0
Sept. 19	Appalachian State	L	0-3
Sept. 21	George Mason	L	0-2
Sept. 21	Virginia Commonwealth	L	0-2
Sept. 22	Charles County CC	W	2-0
Sept. 22	Navy	W	2-0
Sept. 25	WAKE FOREST	W	3-1
Sept. 28	GEORGE MASON	L	1-3
Sept. 29	RADFORD	W	3-0
Sept. 29	WESTERN CAROLINA	W	3-1
Oct. 2	EAST TENNESSEE ST.	W	3-0
Oct. 3	James Madison	L	2-3
Oct. 5	CINCINNATI	W	3-2
Oct. 6	LOUISVILLE	L	0-3
Oct. 8	UNC CHARLOTTE	W	3-0
Oct. 9	JAMES MADISON	W	3-0
Oct. 13	South Carolina	L	0-3
Oct. 14	UNC Charlotte	L	2-3
Oct. 17	Virginia	L	0-3
Oct. 19	Tulane	L	0-3
Oct. 20	Southern Mississippi	W	3-0
Oct. 23	Wake Forest	W	3-0
Oct. 26	FLORIDA STATE	L	0-3
Oct. 27	North Carolina	L	0-3
Oct. 28	Duke	L	1-3
Oct. 30	Appalachian State	W	3-0
Nov. 3	Memphis	L	2-3
Nov. 3	Tulsa	L	1-3
Nov. 3	Morehead State	L	1-3
Nov. 6	Liberty	W	3-1
Nov. 9	Princeton	L	0-3
Nov. 9	Virginia	L	1-3
Nov. 10	Youngstown State	W	3-0
Nov. 10	West Virginia	W	3-2
Nov. 16	Florida State	L	0-3

## 1985

15-19, 0-6 (7TH-METRO)

Sept. 14	DUKE	L	1-3
Sept. 17	APPALACHIAN STATE	W	3-2
Sept. 20	Delaware	W	2-0
Sept. 20	Virginia Commonwealth	L	0-2
Sept. 20	Charles County CC	L	1-2
Sept. 21	Howard	W	2-1
Sept. 21	Mansfield	W	2-0
Sept. 21	Delaware	W	2-0
Sept. 24	LIBERTY	W	3-1
Sept. 27	JAMES MADISON	W	3-0
Sept. 28	GEORGE MASON	W	3-0
Sept. 28	ST. AUGUSTINE'S	W	3-0
Oct. 2	WAKE FOREST	W	3-0
Oct. 5	Florida State	L	0-3
Oct. 5	Mississippi	L	2-3
Oct. 7	East Tennessee State	W	3-1
Oct. 9	VIRGINIA	L	2-3

Oct. 11	Cincinnati	L	0-3
Oct. 12	Louisville	L	1-3
Oct. 16	James Madison	L	1-3
Oct. 19	SOUTH CAROLINA	L	1-3
Oct. 23	Wake Forest	W	3-1
Oct. 26	MEMPHIS	L	1-3
Oct. 29	Liberty	W	3-1
Nov. 1	Southern Mississippi	L	1-3
Nov. 3	East Carolina	L	2-3
Nov. 3	William & Mary	L	0-3
Nov. 5	Appalachian State	L	2-3
Nov. 8	Virginia	W	3-1
Nov. 9	Virginia Commonwealth	W	3-2
Nov. 9	West Virginia	L	0-3
Nov. 16	George Washington	L	0-3
Nov. 16	Georgetown	L	0-3
Nov. 23	South Carolina	L	1-3

## 1986

23-14, 3-3 (4TH-METRO)

Sept. 13	Duke	L	1-3
Sept. 16	LIBERTY	W	3-0
Sept. 19	Western Carolina	W	3-2
Sept. 20	N.C. State	L	1-3
Sept. 20	North Carolina	L	0-3
Sept. 26	CINCINNATI	L	2-3
Sept. 27	LOUISVILLE	W	3-1
Sept. 30	EAST TENNESSEE ST.	W	3-1
Oct. 1	JAMES MADISON	W	3-0
Oct. 3	EAST CAROLINA	W	3-0
Oct. 5	FLORIDA STATE	L	0-3
Oct. 7	WAKE FOREST	W	3-1
Oct. 8	APPALACHIAN STATE	W	3-1
Oct. 11	South Carolina	L	0-3
Oct. 14	Liberty	W	3-0
Oct. 17	HIGH POINT	W	3-0
Oct. 18	CHARLES COUNTY CC	W	3-2
Oct. 18	ROANOKE	W	3-1
Oct. 22	Wake Forest	W	3-0
Oct. 24	Tulane	L	1-3
Oct. 25	Southern Mississippi	W	3-1
Oct. 25	South Alabama	W	3-1
Oct. 28	Virginia	L	1-3
Oct. 31	Oral Roberts	L	0-3
Nov. 1	Memphis	W	3-2
Nov. 2	Mississippi	L	0-3
Nov. 5	Appalachian State	W	3-2
Nov. 7	LIBERTY	W	3-0
Nov. 7	VIRGINIA	W	3-1
Nov. 8	AMERICAN	W	3-0
Nov. 8	UNC WILMINGTON	W	3-0
Nov. 12	James Madison	L	1-3
Nov. 14	Illinois State	L	1-3
Nov. 15	Illinois-Chicago	L	1-3
Nov. 16	Valparaiso	W	3-1
Nov. 21	LOUISVILLE	W	3-2
Nov. 22	FLORIDA STATE	L	0-3

## 1987

15-18, 1-5 (6TH-METRO)

Sept. 7	NORTH CAROLINA	L	0-3
Sept. 12	Duke	L	1-3
Sept. 15	Liberty	W	3-1
Sept. 18	UAB	W	3-1
Sept. 19	Eastern Michigan	L	0-3
Sept. 19	Tennessee	L	0-3
Sept. 22	VIRGINIA	L	1-3
Sept. 26	Florida State	L	0-3
Sept. 27	Florida A&M	W	3-0
Sept. 29	APPALACHIAN STATE	W	3-0
Oct. 2	Cincinnati	L	1-3
Oct. 3	Louisville	L	1-3
Oct. 6	East Tennessee State	L	2-3
Oct. 12	MEMPHIS	L	0-3
Oct. 13	JAMES MADISON	W	3-2
Oct. 16	CHARLES COUNTY CC	W	3-0
Oct. 17	ELON	W	3-0
Oct. 17	HIGH POINT	W	3-0
Oct. 20	Lynchburg	W	3-2
Oct. 23	SOUTHERN MISS	W	3-0
Oct. 24	Virginia Commonwealth	W	3-1
Oct. 28	UNC CHARLOTTE	W	3-2
Oct. 30	CHARLESTON SOUTHERN	W	3-2
Oct. 31	SOUTH CAROLINA	L	0-3
Nov. 3	James Madison	L	0-3
Nov. 6	George Mason	W	3-1

Nov. 7	Virginia	W	3-0
Nov. 7	James Madison	L	0-3
Nov. 13	South Florida	L	0-3
Nov. 13	Jacksonville	L	0-3
Nov. 14	Temple	L	0-3
Nov. 14	Jacksonville	L	2-3
Nov. 22	Memphis	L	0-3

## 1988

11-21, 1-5 (6TH-METRO)

Sept. 2	George Washington	L	2-3
Sept. 3	William & Mary	L	0-3
Sept. 3	San Diego	W	3-0
Sept. 3	Appalachian State	W	3-1
Sept. 10	Duke	L	0-3
Sept. 13	LIBERTY	W	3-2
Sept. 16	Memphis	L	1-3
Sept. 17	New Mexico	L	0-3
Sept. 17	Wyoming	L	1-3
Sept. 20	EAST TENNESSEE ST.	W	3-2
Sept. 23	Liberty	L	1-3
Sept. 24	James Madison	L	0-3
Sept. 24	Virginia Commonwealth	W	3-1
Sept. 27	JAMES MADISON	W	3-1
Oct. 2	FLORIDA STATE	L	0-3
Oct. 8	Southern Mississippi	W	3-1
Oct. 8	New Orleans	W	3-1
Oct. 11	Liberty	W	3-0
Oct. 14	CHARLES COUNTY CC	W	3-1
Oct. 15	HIGH POINT	L	1-3
Oct. 15	KING	W	3-0
Oct. 18	James Madison	L	1-3
Oct. 21	South Carolina	L	0-3
Oct. 22	Charleston Southern	L	1-3
Oct. 25	VIRGINIA	L	2-3
Oct. 29	Memphis	L	0-3
Oct. 30	Arkansas State	L	2-3
Nov. 4	CINCINNATI	L	0-3
Nov. 5	LOUISVILLE	L	1-3
Nov. 11	Georgetown	L	1-3
Nov. 12	Wright State	L	0-3
Nov. 18	South Carolina	L	0-3

## 1989

24-15, 1-6 (7TH-METRO)

Sept. 1	Michigan	L	0-3
Sept. 2	Auburn	L	2-3
Sept. 2	West Virginia	W	3-1
Sept. 5	LIBERTY	W	3-1
Sept. 8	Davidson	W	3-0
Sept. 8	UNC Greensboro	W	3-0
Sept. 9	Augusta	W	3-0
Sept. 9	Virginia Commonwealth	W	3-1
Sept. 9	Charleston	W	3-0
Sept. 11	Radford	W	3-0
Sept. 13	CALIFORNIA-IRVINE	L	0-3
Sept. 15	UNC ASHEVILLE	W	3-0
Sept. 16	HAMPTON	W	3-0
Sept. 16	VA COMMONWEALTH	W	3-0
Sept. 19	James Madison	L	1-3
Sept. 22	James Madison	W	3-1
Sept. 23	William & Mary	L	0-3
Sept. 23	George Mason	W	3-1
Sept. 26	RADFORD	W	3-1
Sept. 29	Cincinnati	L	2-3
Sept. 30	Louisville	L	1-3
Oct. 3	APPALACHIAN STATE	W	3-0
Oct. 6	MEMPHIS	L	1-3
Oct. 10	JAMES MADISON	W	3-0
Oct. 13	SOUTHERN MISS	W	3-1
Oct. 14	TULANE	L	2-3
Oct. 14	AKRON	L	0-3
Oct. 16	East Tennessee State	W	3-0
Oct. 20	MARSHALL	W	3-0
Oct. 21	CHARLESTON SOUTHERN	W	3-0
Oct. 21	MARSHALL	W	3-0
Oct. 24	Liberty	W	3-1
Oct. 28	SOUTH CAROLINA	L	0-3
Oct. 29	COASTAL CAROLINA	W	3-0
Oct. 31	VIRGINIA	L	1-3
Nov. 4	Florida State	L	0-3
Nov. 7	UNC CHARLOTTE	W	3-0
Nov. 10	Virginia	L	0-3
Nov. 17	Memphis	L	1-3

## 1990

16-18, 1-6 (7TH-METRO)

Sept. 1	Kent State	L	1-3
Sept. 1	Akron	L	0-3
Sept. 2	Cleveland State	W	3-0
Sept. 2	Toledo	L	1-3
Sept. 4	LIBERTY	W	3-1
Sept. 11	Appalachian State	W	3-1
Sept. 14	George Washington	W	3-1
Sept. 15	Rice	L	0-3
Sept. 15	Wichita State	L	0-3
Sept. 16	Sam Houston State	L	0-3
Sept. 18	RADFORD	W	3-0
Sept. 21	Virginia	L	2-3
Sept. 22	George Mason	W	3-0
Sept. 22	Hampton	W	3-0
Sept. 25	JAMES MADISON	W	3-0
Sept. 26	VIRGINIA	L	0-3
Sept. 28	CINCINNATI	L	0-3
Sept. 29	LOUISVILLE	L	0-3
Oct. 2	Radford	W	3-2
Oct. 5	Florida State	L	0-3
Oct. 6	South Florida	L	2-3
Oct. 13	South Carolina	L	1-3
Oct. 16	Liberty	L	0-3
Oct. 19	FURMAN	W	3-0
Oct. 20	CHARLES COUNTY CC	W	3-0
Oct. 20	HIGH POINT	W	3-0
Oct. 27	Tulane	L	0-3
Oct. 28	Southern Mississippi	W	3-2
Nov. 1	EAST TENNESSEE ST.	W	3-0
Nov. 3	MEMPHIS	L	0-3
Nov. 6	James Madison	L	0-3
Nov. 9	Georgia Tech	W	3-0
Nov. 10	Clemson	W	3-1
Nov. 16	Florida State	L	0-3

## HEAD COACH

STEPHANIE HAWBECKER

## 1991

28-12, 5-1 (2ND-METRO)

Aug. 30	Northwestern	L	0-3
Aug. 31	Iowa State	L	0-3
Aug. 31	DePaul	L	0-3
Sept. 7	FURMAN	W	3-1
Sept. 7	ST. AUGUSTINE'S	W	3-0
Sept. 10	LIBERTY	W	3-0
Sept. 14	UT-Chattanooga	W	3-0
Sept. 14	Furman	W	3-2
Sept. 17	UNC Greensboro	W	3-0
Sept. 21	Duke	L	0-3
Sept. 21	George Mason	W	3-1
Sept. 21	Liberty	W	3-1
Sept. 22	Villanova	L	1-3
Sept. 22	Virginia	L	1-3
Sept. 24	MARSHALL	W	3-1
Sept. 25	JAMES MADISON	L	2-3
Sept. 27	Western Carolina	W	3-0
Sept. 27	Nicholls State	L	1-3
Sept. 28	East Carolina	W	3-1
Sept. 28	Coastal Carolina	W	3-0
Oct. 1	Liberty	W	3-1
Oct. 4	AKRON	W	3-1
Oct. 5	VIRGINIA	L	1-3
Oct. 8	RADFORD	W	3-0
Oct. 11	South Florida	W	3-0
Oct. 12	Virginia Commonwealth	W	3-0
Oct. 12	UNC Charlotte	W	3-2
Oct. 13	WISCONSIN-MILWAUKEE	W	3-0
Oct. 15	APPALACHIAN STATE	W	3-0
Oct. 22	East Tennessee State	W	3-0
Oct. 25	Louisville	L	0-3
Oct. 26	Southern Mississippi	W	3-1
Oct. 26	Tulane	W	3-2
Nov. 2	UNC ASHEVILLE	W	3-0
Nov. 5	Radford	W	3-1
Nov. 8	James Madison	W	3-0
Nov. 9	Towson State	L	1-3

## 1992

26-11, 5-1 (T1ST-METRO)

Sept. 1	Virginia	W	3-0
Sept. 4	Miami (OH)	W	3-1
Sept. 5	William & Mary	L	0-3
Sept. 5	N.C. State	W	3-0
Sept. 9	James Madison	W	3-0
Sept. 10	LIBERTY	W	3-0
Sept. 15	Appalachian State	W	3-2
Sept. 18	Wisconsin	L	0-3
Sept. 19	Colorado	L	0-3
Sept. 19	DePaul	L	0-3
Sept. 22	DAVIDSON	W	3-0
Sept. 23	EAST TENNESSEE ST.	W	3-1
Sept. 25	George Washington	W	3-2
Sept. 25	Maryland	L	0-3
Sept. 26	Cornell	W	3-2
Oct. 6	JAMES MADISON	W	3-1
Oct. 8	VIRGINIA	W	3-1
Oct. 9	MARSHALL	W	3-0
Oct. 11	VA COMMONWEALTH	W	3-0
Oct. 14	Radford	W	3-0
Oct. 16	South Florida	W	3-2
Oct. 20	UNC Charlotte	W	3-1
Oct. 30	Western Kentucky	W	3-1
Oct. 31	Louisville	W	3-2
Nov. 3	RADFORD	W	3-0
Nov. 6	TULANE	L	2-3
Nov. 7	SOUTHERN MISS	W	3-2
Nov. 10	Liberty	W	3-2
Nov. 14	UAB	W	3-2
Nov. 14	Duke	L	0-3
Nov. 20	Virginia Commonwealth	W	3-0
Nov. 21	UNC Charlotte	W	3-1
Nov. 22	Louisville	L	1-3
Dec. 4	Fresno State	L	0-3
Dec. 4	Bowling Green	L	1-3
Dec. 5	Delaware	W	3-1
Dec. 5	Texas-Arlington	L	2-3

## 1993

17-18, 2-4 (T5TH-METRO)

Sept. 1	LIBERTY	W	3-0
Sept. 3	Georgia	L	1-3
Sept. 4	Duke	L	0-3
Sept. 4	American	W	3-0
Sept. 8	Virginia	L	1-3
Sept. 10	DAYTON	W	3-2
Sept. 11	APPALACHIAN STATE	W	3-0
Sept. 11	MONTANA STATE	W	3-2
Sept. 17	East Tennessee State	L	1-3
Sept. 18	South Carolina	W	2-3
Sept. 18	SE Missouri State	L	1-3
Sept. 19	UNC Asheville	W	3-0
Sept. 24	Kansas	L	1-3
Sept. 25	Syracuse	W	3-0
Sept. 25	Pittsburgh	L	1-3
Sept. 29	James Madison	W	3-0
Oct. 1	EVANSVILLE	W	3-0
Oct. 2	MARSHALL	W	3-0
Oct. 2	EAST TENNESSEE ST.	W	3-0
Oct. 8	Southern Mississippi	W	3-0
Oct. 9	Tulane	L	0-3
Oct. 12	VIRGINIA	W	3-0
Oct. 17	N.C. STATE	L	1-3
Oct. 19	UNC CHARLOTTE	L	2-3
Oct. 23	William & Mary	L	0-3
Oct. 24	Virginia Commonwealth	W	3-0
Oct. 29	LOUISVILLE	L	0-3
Nov. 2	TENNESSEE	L	0-3
Nov. 5	South Florida	L	0-3
Nov. 6	Central Florida	L	0-3
Nov. 9	JAMES MADISON	W	3-1
Nov. 12	William & Mary	W	3-1
Nov. 13	George Washington	L	0-3
Nov. 13	Hofstra	L	0-3
Nov. 19	UNC Charlotte	L	2-3

## 1994

12-20, 2-4 (5TH-METRO)

Sept. 2	DEPAUL	L	2-3
Sept. 2	MARYLAND	L	1-3
Sept. 3	TEXAS A&M	W	3-2
Sept. 6	Liberty	W	1-3

Sept. 9	Washington State	L	0-3
Sept. 9	Colorado State	L	0-3
Sept. 10	New Orleans	W	3-0
Sept. 16	WILLIAM & MARY	L	2-3
Sept. 16	KANSAS	W	3-1
Sept. 17	MICHIGAN	L	1-3
Sept. 22	Texas	L	0-3
Sept. 23	Kansas State	L	0-3
Sept. 24	Texas-Arlington	L	1-3
Sept. 28	East Tennessee State	W	3-0
Oct. 2	Radford	W	3-1
Oct. 4	Virginia Commonwealth	W	3-1
Oct. 6	JAMES MADISON	W	3-1
Oct. 7	RADFORD	W	3-1
Oct. 11	Virginia	L	0-3
Oct. 14	SOUTH FLORIDA	L	2-3
Oct. 19	UNC Charlotte	L	1-3
Oct. 25	VIRGINIA	W	3-0
Oct. 29	Ball State	L	0-3
Oct. 30	Louisville	L	1-3
Nov. 4	SOUTHERN MISS	W	3-1
Nov. 5	TULANE	L	1-3
Nov. 8	Tennessee	L	0-3
Nov. 11	GEORGE MASON	L	1-3
Nov. 12	ARKANSAS STATE	L	0-3
Nov. 12	PITTSBURGH	L	1-3
Nov. 18	UNC Charlotte	W	3-0
Nov. 19	Louisville	L	0-3

## 1995

22-12, 13-7 (4TH-ATLANTIC 10)

Sept. 1	Marquette	W	3-2
Sept. 1	Montana State	L	0-3
Sept. 2	Texas-El Paso	L	2-3
Sept. 6	LIBERTY	W	3-0
Sept. 8	VIRGINIA	W	3-0
Sept. 9	APPALACHIAN STATE	W	3-0
Sept. 9	NORTHWESTERN	W	3-1
Sept. 15	FORDHAM	W	3-0
Sept. 15	LA SALLE	W	3-0
Sept. 16	TEMPLE	W	3-0
Sept. 19	GEORGE WASHINGTON	W	3-2
Sept. 22	WILLIAM & MARY	L	1-3
Sept. 23	RADFORD	W	3-0
Sept. 23	WESTERN KENTUCKY	W	3-1
Sept. 29	Dayton	L	0-3
Sept. 30	Xavier	W	3-0
Oct. 6	MASSACHUSETTS	W	3-2
Oct. 7	RHODE ISLAND	L	0-3
Oct. 13	St. Bonaventure	W	3-1
Oct. 14	Duquesne	W	3-0
Oct. 20	George Washington	L	0-3
Oct. 21	American	W	3-1
Oct. 25	Virginia	L	0-3
Oct. 27	XAVIER	W	3-0
Oct. 28	DAYTON	L	1-3
Nov. 3	Rhode Island	L	1-3
Nov. 4	Massachusetts	L	2-3
Nov. 7	TENNESSEE	W	3-1
Nov. 10	DUQUESNE	W	3-0
Nov. 11	ST. BONAVENTURE	W	3-0
Nov. 17	Fordham	W	3-0
Nov. 18	La Salle	W	3-1
Nov. 18	Temple	L	0-3
Nov. 23	George Washington	L	0-3

## 1996

15-17, 9-11 (T6TH-ATLANTIC 10)

AUG. 30	GEORGETOWN	L	0-3
AUG. 31	AMERICAN	W	3-1
AUG. 31	NORTH CAROLINA	L	0-3
Sept. 1	William & Mary	W	3-1
Sept. 6	Colorado State	L	1-3
Sept. 7	Clemson	L	0-3
Sept. 7	Appalachian State	W	3-0
Sept. 13	Wright State	W	3-1
Sept. 14	Morehead State	W	3-2
Sept. 14	Valparaiso	L	0-3
Sept. 20	Fordham	W	3-2
Sept. 21	La Salle	W	3-0
Sept. 21	Temple	L	1-3
Sept. 27	GEORGE WASHINGTON	W	3-0
Oct. 1	Radford	W	3-0
Oct. 4	DAYTON	L	1-3
Oct. 5	XAVIER	L	1-3
Oct. 11	Duquesne	L	0-3
Oct. 12	St. Bonaventure	W	3-1
Oct. 18	Rhode Island	L	0-3
Oct. 19	Massachusetts	L	2-3
Oct. 22	VIRGINIA	L	0-3
Oct. 25	TEMPLE	W	3-0
Oct. 25	FORDHAM	W	3-0
Oct. 26	LA SALLE	W	3-0
Nov. 1	George Washington	W	3-1
Nov. 8	Xavier	L	1-3
Nov. 9	Dayton	L	0-3
Nov. 15	DUQUESNE	L	0-3
Nov. 16	ST. BONAVENTURE	W	3-0
Nov. 22	MASSACHUSETTS	L	1-3
Nov. 24	RHODE ISLAND	L	0-3

## 1997

16-16, 11-9 (4th-ATLANTIC 10)

Aug. 29	North Carolina	L	0-3
Aug. 30	Connecticut	L	1-3
Aug. 30	Southern Illinois	W	3-0
Sept. 5	Florida	L	0-3
Sept. 6	Northwestern	L	0-3
Sept. 6	Kansas	L	2-3
Sept. 9	RADFORD	W	3-0
Sept. 13	Wake Forest	W	3-0
Sept. 13	William & Mary	W	3-0
Sept. 16	JAMES MADISON	W	3-0
Sept. 19	George Washington	L	2-3
Sept. 20	Fordham	W	3-0
Sept. 26	XAVIER	W	3-1
Sept. 27	DAYTON	L	0-3
Oct. 3	Massachusetts	W	3-1
Oct. 4	Rhode Island	L	0-3
Oct. 10	TEMPLE	L	2-3
Oct. 11	LA SALLE	W	3-0
Oct. 17	DUQUESNE	L	1-3
Oct. 18	ST. BONAVENTURE	W	3-0
Oct. 24	FORDHAM	W	3-0
Oct. 25	GEORGE WASHINGTON	W	3-1
Oct. 28	Virginia	L	0-3
Oct. 31	Dayton	L	1-3
Nov. 1	Xavier	L	2-3
Nov. 7	RHODE ISLAND	L	0-3

Nov. 8	MASSACHUSETTS	W	3-2
Nov. 14	La Salle	W	3-0
Nov. 15	Temple	L	0-3
Nov. 21	St. Bonaventure	W	3-0
Nov. 22	Duquesne	W	3-2
Nov. 28	Temple	L	0-3

## 1998

21-9, 15-5 (3rd-ATLANTIC 10)

Sept. 4	Southwest Texas State	L	0-3
Sept. 5	Southern Methodist	L	0-3
Sept. 5	Louisiana Tech	W	3-0
Sept. 8	VIRGINIA	L	1-3
Sept. 11	RADFORD	W	3-1
Sept. 12	COPPIN STATE	W	3-0
Sept. 12	SETON HALL	W	3-0
Sept. 16	Duquesne	W	3-1
Sept. 19	ST. BONAVENTURE	W	3-0
Sept. 22	James Madison	W	3-1
Sept. 25	Massachusetts	W	3-1
Sept. 26	Rhode Island	W	3-0
Oct. 2	TEMPLE	W	3-1
Oct. 3	LA SALLE	W	3-0
Oct. 9	Dayton	L	1-3
Oct. 10	Xavier	L	1-3
Oct. 16	George Washington	L	1-3
Oct. 17	Fordham	W	3-0
Oct. 21	DUQUESNE	W	3-0
Oct. 23	St. Bonaventure	W	3-0
Oct. 30	RHODE ISLAND	W	3-0
Oct. 31	MASSACHUSETTS	W	3-1
Nov. 6	La Salle	W	3-0
Nov. 7	Temple	L	1-3
Nov. 13	XAVIER	W	3-1
Nov. 14	DAYTON	L	0-3
Nov. 20	FORDHAM	W	3-1
Nov. 21	GEORGE WASHINGTON	W	3-2
Nov. 27	Dayton	W	3-0
Nov. 28	Temple	L	0-3

## 1999

9-19, 8-10 (7TH-ATLANTIC 10)

Sept. 1	Virginia	L	0-3
Sept. 4	VILLANOVA	W	3-0
Sept. 4	KENTUCKY	L	1-3
Sept. 4	NORTHERN ILLINOIS	L	1-3
Sept. 10	Cal-Santa Barbara	L	0-3
Sept. 10	Arizona State	L	0-3
Sept. 11	Georgia Tech	L	0-3
Sept. 11	South Carolina	L	0-3
Sept. 17	Fordham	W	3-2
Sept. 18	Duquesne	L	2-3
Sept. 24	LA SALLE	W	3-2
Sept. 25	TEMPLE	W	3-2
Sept. 28	TENNESSEE	L	2-3
Oct. 1	GEORGE WASHINGTON	W	3-1
Oct. 5	JAMES MADISON	L	0-3
Oct. 8	Dayton	L	0-3
Oct. 9	Xavier	L	0-3
Oct. 15	RHODE ISLAND	W	3-0
Oct. 16	MASSACHUSETTS	W	3-0
Oct. 22	DUQUESNE	L	1-3
Oct. 23	FORDHAM	W	3-2
Oct. 29	Temple	L	0-3
Oct. 30	La Salle	L	1-3
Nov. 5	George Washington	L	2-3
Nov. 12	XAVIER	W	3-0
Nov. 13	DAYTON	L	1-3
Nov. 19	Massachusetts	L	0-3
Nov. 20	Rhode Island	L	0-3

**HEAD COACH  
GREG SMITH**

## 2000

13-16

Sept. 1	MARSHALL	W	3-2
Sept. 1	APPALACHIAN STATE	W	3-1
Sept. 2	N.C. STATE	W	3-2
Sept. 2	SOUTHWEST TEXAS	L	0-3
Sept. 8	Air Force	W	3-0



*The 1992 team posted a winning percentage of .700, the second-highest in the program's history.*





The 2002 team was the 11th team in Tech history to win 20 games in one season, posting a 20-11 mark.

Sept. 9	Bradley	L	1-3
Sept. 9	Kansas State	L	0-3
Sept. 14	Radford	L	1-3
Sept. 15	GEORGE MASON	L	0-3
Sept. 22	Howard	W	3-0
Sept. 23	Seton Hall	L	0-3
Sept. 25	James Madison	L	0-3
Sept. 26	Tennessee	L	2-3
Sept. 29	Md.-Baltimore County	L	0-3
Sept. 30	Virginia Commonwealth	W	3-1
Sept. 30	William & Mary	L	0-3
Oct. 7	EAST CAROLINA	W	3-0
Oct. 8	JAMES MADISON	W	3-1
Oct. 10	Duke	L	0-3
Oct. 13	Rutgers	L	0-3
Oct. 14	St. Peter's	L	2-3
Oct. 17	Liberty	L	2-3
Oct. 20	RADFORD	W	3-0
Oct. 21	VIRGINIA	L	1-3
Oct. 25	UNC Charlotte	W	3-1
Oct. 31	EAST TENNESSEE ST.	W	3-1
Nov. 1	LIBERTY	W	3-2
Nov. 4	N.C. State	L	1-3
Nov. 18	East Carolina	W	3-1

### 2001

9-19, 5-7 (T8th-BIG EAST)

Aug. 31	Gardner-Webb	W	3-0
Sept. 1	Evansville	L	1-3
Sept. 1	Western Carolina	L	0-3
Sept. 4	Virginia	L	1-3
Sept. 7	MD-BALTIMORE COUNTY	W	3-0
Sept. 7	EAST CAROLINA	W	3-0
Sept. 8	AKRON	L	0-3
Sept. 18	LIBERTY	L	0-3
Sept. 21	St. John's	L	2-3
Sept. 23	Seton Hall	L	1-3
Sept. 28	Notre Dame	L	0-3
Sept. 30	Syracuse	L	0-3
Oct. 5	WEST VIRGINIA	W	3-2
Oct. 7	PITTSBURGH	W	3-1
Oct. 10	RADFORD	L	0-3
Oct. 14	PROVIDENCE	W	3-0
Oct. 16	Tennessee	L	1-3
Oct. 19	James Madison	W	3-2
Oct. 20	Radford	L	0-3
Oct. 23	Liberty	L	1-3
Oct. 27	Villanova	W	3-0
Oct. 28	Rutgers	L	1-3
Nov. 2	BOSTON COLLEGE	W	3-0
Nov. 4	CONNECTICUT	L	1-3
Nov. 10	Georgetown	L	0-3

Nov. 11	George Mason	L	0-3
Nov. 23	Florida	L	0-3
Nov. 24	Louisiana State	L	1-3

### 2002

20-11, 10-3 (2nd-BIG EAST)

Aug. 30	Ohio	L	0-3
Aug. 31	Auburn	W	3-0
Aug. 31	Wake Forest	L	2-3
Sept. 6	Oakland	W	3-0
Sept. 7	Robert Morris	W	3-0
Sept. 7	Akron	L	1-3
Sept. 10	VIRGINIA	W	3-0
Sept. 13	CHARLOTTE	W	3-2
Sept. 14	APPALACHIAN STATE	W	3-0
Sept. 14	GEORGIA	L	1-3
Sept. 17	TENNESSEE	L	0-3
Sept. 20	Clemson	L	0-3
Sept. 21	TCU	W	3-1
Sept. 21	Coastal Carolina	L	2-3
Sept. 28	Providence	W	3-0
Sept. 29	Boston College	W	3-2
Oct. 5	Georgetown	L	1-3
Oct. 6	Villanova	W	3-1
Oct. 11	SETON HALL	W	3-0
Oct. 13	RUTGERS	W	3-2
Oct. 16	LIBERTY	W	3-0
Oct. 22	Radford	W	3-2
Oct. 26	MIAMI	W	3-0
Oct. 29	JAMES MADISON	W	3-2
Nov. 1	CONNECTICUT	L	0-3
Nov. 3	ST. JOHN'S	W	3-0
Nov. 9	West Virginia	W	3-1
Nov. 10	Pittsburgh	L	2-3
Nov. 15	SYRACUSE	W	3-0
Nov. 17	NOTRE DAME	W	3-0
Nov. 24	Miami	L	2-3

### 2003

13-14, 7-5 (T4th-BIG EAST)

Aug. 29	MIAMI (OHIO)	W	3-1
Aug. 30	CAMPBELL	W	3-0
Aug. 30	EAST TENNESSEE ST.	W	3-0
Sept. 2	Charlotte	L	2-3
Sept. 5	High Point	W	3-0
Sept. 6	Texas Christian	L	1-3
Sept. 6	N.C. State	L	2-3
Sept. 9	Virginia	L	1-3
Sept. 12	College of Charleston	L	1-3

Sept. 12	Morgan State	W	3-0
Sept. 13	Maryland	L	0-3
Sept. 16	RADFORD	W	3-0
Sept. 19	NORTHERN ILLINOIS	L	1-3
Sept. 20	CLEVELAND ST.	L	1-3
Sept. 26	Rutgers	W	3-0
Sept. 28	Seton Hall	W	3-1
Oct. 3	BOSTON COLLEGE	L	1-3
Oct. 10	VILLANOVA	L	2-3
Oct. 12	GEORGETOWN	W	3-1
Oct. 14	Liberty	L	1-3
Oct. 24	St. John's	L	0-3
Oct. 26	Connecticut	W	3-2
Oct. 31	PITTSBURGH	W	3-0
Nov. 2	WEST VIRGINIA	W	3-0
Nov. 7	#12 Notre Dame	L	2-3
Nov. 9	Syracuse	W	3-2
Nov. 15	Miami	L	0-3

### 2004

13-16, 7-9 (T7th-ACC)

Sept. 01	Ohio	L	0-3
Sept. 03	APPALACHIAN STATE	W	3-1
Sept. 04	LEHIGH	W	3-0
Sept. 04	TOWSON	L	0-3
Sept. 10	Louisiana-Monroe	W	3-0
Sept. 11	Elon	W	3-0
Sept. 11	Georgia	L	2-3
Sept. 14	LIBERTY	W	3-1
Sept. 17	Michigan	L	0-3
Sept. 17	Tennessee	L	0-3
Sept. 18	Western Michigan	L	2-3
Sept. 23	FLORIDA STATE	W	3-2
Sept. 26	MIAMI	W	3-2
Oct. 01	CLEMSON	W	3-0
Oct. 03	GEORGIA TECH	L	0-3
Oct. 08	North Carolina	L	1-3
Oct. 9	N.C. State	W	3-2
Oct. 12	JAMES MADISON	W	3-1
Oct. 15	WAKE FOREST	W	3-0
Oct. 17	Duke	L	1-3
Oct. 22	Florida State	L	0-3
Oct. 24	Miami	L	0-3
Oct. 29	Maryland	L	0-3
Oct. 30	Virginia	L	1-3
Nov. 05	N.C. STATE	W	3-2
Nov. 06	NORTH CAROLINA	W	3-2
Nov. 12	DUKE	L	0-3
Nov. 13	Wake Forest	L	1-3
Nov. 18	Clemson	L	2-3

### 2005

13-18, 8-14 (9th-ACC)

Sept. 2	GEORGETOWN	W	3-0
Sept. 3	WISC.-MILWAUKEE	L	0-3
Sept. 3	MISSISSIPPI STATE	L	0-3
Sept. 9	Oregon State	L	0-3
Sept. 10	Colorado State	L	0-3
Sept. 10	UC Irvine	W	3-2
Sept. 16	Miami University	W	3-2
Sept. 17	Northern Colorado	W	3-1
Sept. 17	Wright State	W	3-1
Sept. 23	North Carolina	L	0-3
Sept. 25	NC STATE	W	3-0
Sept. 30	MARYLAND	L	0-3
Oct. 1	BOSTON COLLEGE	W	3-0
Oct. 4	Virginia	L	0-3
Oct. 7	WAKE FOREST	W	3-0
Oct. 9	DUKE	W	3-2
Oct. 14	Florida State	L	0-3
Oct. 16	Miami	L	1-3
Oct. 21	Georgia Tech	L	2-3
Oct. 22	Clemson	W	3-0
Oct. 28	NC STATE	W	3-0
Oct. 29	NORTH CAROLINA	L	1-3
Nov. 1	VIRGINIA	L	1-3
Nov. 4	Boston College	L	0-3
Nov. 6	Maryland	L	0-3
Nov. 11	MIAMI	L	1-3
Nov. 12	FLORIDA STATE	L	0-3
Nov. 18	Duke	L	1-3
Nov. 19	Wake Forest	L	0-3
Nov. 23	CLEMSON	W	3-1
Nov. 25	GEORGIA TECH	W	3-1

### HEAD COACH CHRIS RILEY

### 2006

17-14, 11-11 (6th-ACC)

Aug. 25	Furman	W	3-1
Aug. 26	William & Mary	W	3-0
Aug. 26	East Carolina	W	3-1
Sept. 1	#16 Purdue	L	1-3
Sept. 2	Auburn	L	0-3
Sept. 8	GEORGE WASHINGTON	W	3-0
Sept. 9	LIBERTY	W	3-1
Sept. 9	APPALACHIAN STATE	W	3-2
Sept. 15	VIRGINIA	W	3-0
Sept. 21	NORTH CAROLINA	W	3-0
Sept. 22	NC STATE	W	3-0
Sept. 26	Virginia	L	1-3
Sept. 29	Maryland	W	3-1
Oct. 1	Boston College	L	2-3
Oct. 6	Wake Forest	L	2-3
Oct. 7	Duke	L	0-3
Oct. 13	FLORIDA STATE	L	1-3
Oct. 14	MIAMI	W	3-1
Oct. 20	GEORGIA TECH	L	0-3
Oct. 22	CLEMSON	W	3-1
Oct. 26	North Carolina	W	3-1
Oct. 27	NC State	W	3-0
Nov. 3	BOSTON COLLEGE	L	2-3
Nov. 4	MARYLAND	W	3-2
Nov. 10	Miami	L	0-3
Nov. 12	Florida State	L	0-3
Nov. 17	DUKE	L	0-3
Nov. 18	WAKE FOREST	W	3-2
Nov. 22	Clemson	L	2-3
Nov. 24	Georgia Tech	W	3-1

The 2006 team set a Tech record for ACC wins in a season, with 11.



### ALL-TIME COACHING RECORDS

Coach	Years	Season	Win-Loss	Pct.	Win-Loss	Pct.
John Pierce	14	1977-1990	274-243-3	.531	11-58	.159
Stephanie Hawbecker	9	1991-1999	166-134	.552	70-52	.625
Greg Smith	6	2000-2005	81-94	.463	37-38	.493
Chris Riley	1	2006-2007	17-14	.548	11-11	.500
<b>Total</b>	<b>30</b>	<b>1977-2007</b>	<b>538-485-3</b>	<b>.526</b>	<b>129-159</b>	<b>.448</b>

# Series Records

Opponent	All	Home	First	Last	Strk	Opponent	All	Home	First	Last	Strk	Opponent	All	Home	First	Last	Strk
Akron	1-4	1-2	89	02	L2	Hampton	2-0	1-0	89	90	W2	Pittsburgh	2-3	1-1	93	03	W1
Alabama	0-1	0-0	77	77	L1	High Point	5-2	3-1	79	03	W2	Princeton	0-1	0-0	84	84	L1
Alabama-Birmingham	2-0	0-0	87	92	W2	Hofstra	0-1	0-0	93	93	L1	Providence	2-0	1-0	01	02	W2
Air Force	0-1	0-0	00	00	L1	Hollins	1-0	1-0	77	77	W1	Purdue	0-1	0-0	06	06	L1
American	4-0	1-0	86	96	W4	Howard	3-0	0-0	83	00	W3	Radford	26-6	15-2	77	03	W2
Appalachian State	22-13-114-2		79	06	W15	Illinois-Chicago	0-1	0-0	86	86	L1	Rhode Island	3-8	2-3	83	99	L1
Arkansas State	0-2	0-1	88	94	L2	Illinois State	0-1	0-0	86	86	L1	Rice	0-1	0-0	90	90	L1
Arizona State	0-2	0-0	99	06	L2	Iowa State	0-1	0-0	91	91	L1	Rio Grande	1-0	0-0	81	81	W1
Auburn	1-2	0-0	89	06	L1	Jacksonville	0-3	0-0	82	87	L3	Roanoke	2-0	2-0	77	86	W2
Augusta	1-0	0-0	89	89	W1	James Madison	25-16	15-3	77	04	W4	Robert Morris	1-0	0-0	02	02	W1
Ball State	0-1	0-0	94	94	L1	Juniata	1-1	0-0	82	82	L1	Rutgers	2-2	1-0	00	03	W2
Bluefield	2-0	2-0	77	78	W2	Kansas	1-2	1-0	77	97	L1	St. Augustine's	2-0	2-0	85	91	W2
Boston College	3-4	2-2	01	06	L3	Kansas State	0-2	0-0	94	00	L2	St. Bonaventure	8-0	4-0	95	98	W8
Bowling Green	0-1	0-0	92	92	L1	Kent State	0-1	0-0	90	90	L1	St. John's	1-2	1-0	01	03	L1
Bradley	0-1	0-0	00	00	L1	Kentucky	0-3	0-0	77	99	L3	St. Louis	0-2	0-0	80	81	L2
California-Irvine	1-1	0-1	89	05	W1	Kentucky State	4-0	0-0	79	82	W4	St. Peter's	0-1	0-0	00	00	L1
Cal-Santa Barbara	0-1	0-0	99	99	L1	King	1-0	1-0	88	88	W1	Sam Houston	0-1	0-0	90	90	L1
Campbell	1-0	1-0	03	03	W1	La Salle	9-1	5-0	95	99	L1	San Diego	1-0	0-0	88	88	W1
Carson-Newman	0-1	0-0	78	78	L1	Lehigh	2-0	1-0	82	04	W2	Seton Hall	2-2	1-0	00	02	W2
Catholic	1-0	0-0	82	82	W1	Lenoir-Rhyne	2-0	0-0	81	82	W2	South Alabama	1-0	0-0	86	86	W1
Catonsville	1-0	0-0	81	81	W1	Liberty	35-6	21-1	79	06	W2	South Carolina	1-13	0-3	83	99	L1
Central Florida	0-1	0-0	93	93	L1	Long Beach	0-0	0-0	07	07	-	So. Car.-Spartanburg	1-0	0-0	83	83	W1
Charles County CC	5-1	4-0	84	90	W4	Longwood	3-0-1	3-0	77	83	W2	South Florida	2-4	1-1	87	94	L2
Charleston (SC)	2-0	0-0	81	89	W2	Louisburg	0-1	0-0	78	78	L1	Southeast Missouri St.	0-1	0-0	93	93	L1
Charleston Southern	2-1	2-0	87	89	W1	Louisiana-Monroe	1-0	0-0	04	04	W1	Southern Miss.	11-2	4-1	82	94	W9
Charlotte	12-8	6-2	80	03	L1	Louisiana State	0-1	0-0	01	01	L1	Southwest Texas	0-2	0-0	98	00	L2
Christopher Newport	1-0	1-0	80	80	W1	Louisville	3-17	2-5	80	94	L4	Syracuse	3-1	1-0	93	03	W2
Cincinnati	1-11	1-5	77	90	L6	Loyola (MD)	0-1	0-0	82	82	L1	Temple	4-9	3-2	87	99	L1
Clemson	5-6	3-0	80	06	L1	Lynchburg	7-0	4-0	82	87	W7	Tennessee	1-13	1-3	77	04	L5
Cleveland State	1-1	0-1	90	03	L1	Mansfield	2-0	0-0	83	85	W2	Tenn. Chattanooga	2-0	0-0	79	91	W2
Coastal Carolina	2-1	1-0	89	02	L1	Marquette	1-0	0-0	95	95	W1	Tennessee-Martin	1-0	0-0	77	77	W1
Colgate	0-1	0-0	79	79	L1	Marshall	12-4	8-1	77	00	W11	Tennessee Tech	1-1	0-0	79	80	W1
College of Charleston	0-1	0-0	03	03	L1	Mary Washington	3-0	2-0	77	81	W3	Texas	0-1	0-0	94	94	L1
Colorado	0-1	0-0	92	92	L1	Maryland-Baltimore	1-1	1-0	83	01	W1	Texas-Arlington	0-2	0-0	92	94	L2
Colorado State	0-3	0-0	94	05	L3	Maryland-College Park	2-6	1-2	92	06	W2	Texas A&M	1-0	1-0	94	94	W1
Concord	4-1-1	2-1	78	81	W4	Massachusetts	6-4	4-1	95	98	L1	Texas Christian	1-1	0-0	02	03	L1
Connecticut	1-3	0-2	97	03	W1	Memphis	1-13	0-5	80	90	L7	Texas-El Paso	0-1	0-0	95	95	L1
Cornell	1-0	0-0	92	92	W1	Miami University	3-0	1-0	92	05	W3	Toledo	1-1	0-0	81	90	L1
Davidson	2-0	1-0	89	92	W2	Miami (Fla.)	3-4	3-0	02	06	L1	Towson	0-2	0-1	91	04	L2
Dayton	2-11	1-5	79	99	L2	Michigan	0-3	0-1	89	04	L3	Tulane	2-11	0-3	80	94	L3
Delaware	4-0	0-0	83	92	W4	Middle Tennessee St.	0-1	0-0	79	79	L1	Tulsa	0-1	0-0	84	84	L1
DePaul	0-3	0-1	91	94	L3	Milligan	1-0	0-0	80	80	W1	UNC Asheville	7-0	2-0	80	93	W7
Duke	1-14	1-3	79	06	L3	Mississippi	0-2	0-0	85	86	L2	UNC Greensboro	6-1	3-0	79	91	W6
Duquesne	6-5	2-3	82	99	L2	Mississippi State	0-1	0-1	05	05	L1	UNC Wilmington	1-0	1-0	86	86	W1
East Carolina	5-4	3-0	78	06	W2	Montana State	1-1	1-0	93	95	L1	Valparaiso	1-1	0-0	86	96	L1
East Tennessee State	17-5	11-1	77	03	W4	Morehead State	2-5	0-0	77	96	W1	Villanova	4-2	1-1	82	03	L1
Eastern Mennonite	1-1	0-0	77	83	W1	Morgan State	1-0	0-0	03	03	W1	Virginia	21-26	12-10	79	06	L1
Eastern Michigan	0-1	0-0	87	87	L1	Navy	2-0	0-0	81	84	W2	Va. Commonwealth	18-8	4-0	77	00	W13
Elon	2-0	1-0	87	04	W2	New Mexico	0-1	0-0	88	88	L1	Virginia Intermont	2-0	2-0	77	78	W2
Emory & Henry	1-1	1-1	77	78	W1	New Orleans	2-0	0-0	88	94	W2	Wake Forest	19-7	9-1	77	06	W1
Evansville	1-1	1-0	93	01	L1	New York Tech	1-0	0-0	79	79	W1	Washington State	0-1	0-0	94	94	L1
Fairfield	0-0	0-0	07	07	-	Nicholls State	0-1	0-0	91	91	L1	Western Carolina	6-3	1-0	77	01	L1
Ferrum	1-0	0-0	77	77	W1	NJIT	0-0	0-0	07	07	-	Western Kentucky	2-0	1-0	92	95	W2
Florida	0-2	0-0	97	01	L2	North Carolina	3-10	2-3	79	06	W2	Western Michigan	0-1	0-0	04	04	L1
Florida A&M	1-0	0-0	87	87	W1	North Carolina State	8-8	4-1	79	06	W6	West Virginia	5-2	2-0	79	03	W4
Florida State	1-18	1-7	80	06	L5	Northern Colorado	1-0	0-0	05	05	W1	Wichita State	0-1	0-0	90	90	L1
Fordham	10-0	5-0	95	99	W10	Northern Illinois	0-2	0-2	99	03	L2	William & Mary	6-14	1-3	81	06	W1
Fresno State	0-1	0-0	92	92	L1	Northern Kentucky	0-1	0-0	80	80	L1	Winthrop	1-0	0-0	82	82	W1
Furman	5-0	2-0	78	06	W5	Northwestern	1-2	1-0	91	97	L1	Wisconsin-Madison	0-1	0-0	92	92	L1
Gardner-Webb	1-0	0-0	01	01	W1	Notre Dame	1-2	1-1	01	03	L1	Wisconsin-Milwaukee	1-1	1-1	91	05	L1
Georgetown	2-5	2-1	85	05	W2	Oakland	1-0	0-0	02	02	W1	Wright State	2-1	0-0	88	05	W2
George Mason	11-7	2-4	79	01	L3	Ohio University	0-2	0-0	02	04	L2	Wyoming	0-1	0-0	88	88	L1
George Washington	10-11	6-1	77	06	W1	Old Dominion	2-0	1-0	81	81	W2	Xavier	5-5	4-1	95	99	W1
Georgia	0-3	0-1	93	04	L3	Oral Roberts	0-1	0-0	86	86	L1	Yale	0-1	0-0	79	79	L1
Georgia Tech	3-5	1-2	78	06	W1	Oregon State	0-1	0-0	05	05	L1	Youngstown State	1-0	0-0	84	84	W1
Guilford	5-0	1-0	79	81	W5	Peace	1-0	0-0	78	78	W1						

# The ACC

## ALL-ACC TEAMS

### THE TRADITION

Consistency. It is the mark of true excellence in any endeavor.

However, in today's intercollegiate athletics, competition has become so balanced and so competitive that it is virtually impossible to maintain a high level of consistency.

Yet the Atlantic Coast Conference has defied the odds. Now in its 55th year of competition, the ACC has long enjoyed the reputation as one of the strongest and most competitive intercollegiate conferences in the nation. And that is not mere conjecture, the numbers support it.

Since the league's inception in 1953, ACC schools have captured 105 national championships, including 56 in women's competition and 49 in men's. In addition, NCAA individual titles have gone to ACC student-athletes 139 times in men's competition and 86 times in women's action.

Volleyball made its debut in the ACC in 1980, with conference play beginning in 1981. Now in its 28th season, the ACC has enjoyed vast success both on and off the court.

The ACC has had six AVCA All-Americans, including Georgia Tech's Kele Eveland, who in 2003 became the league's first player to earn first-team accolades, and Lynnette Mosler, who became the ACC's only three-time recipient of All-America honors in 2004. The conference has also produced 22 Academic All-Americans, seven Region/District Freshmen of the Year and 12 Region/District Coaches of the Year. A total of 154 student-athletes have been selected to the All Region/District team, while 62 have been honored on the All-Academic Region/District team.

Since the inception of the AVCA Division I Coaches Poll in 1982, seven ACC schools (Clemson, Duke, Florida State, Georgia Tech, Maryland, North Carolina and NC State) have been ranked in at least one final poll. Two schools have finished in the top 10 in the nation when Florida State completed the 1995 season ranked sixth and Georgia Tech concluded the 2003 season ranked eighth.

The ACC sent a team to the NCAA Championship Regional Round in three of the last five seasons. In 2002, North Carolina advanced to the Regionals, becoming the first ACC school to advance to the Regional Round since Duke in 1994. Georgia Tech made ACC history in 2003 when it advanced to the Regional Finals of the NCAA Championship, marking the farthest run of any ACC team in NCAA Championship play. The Yellow Jackets again reached the Regionals in 2004, falling to eventual NCAA finalist Minnesota in five games.

### 2006-07 IN REVIEW

The 2006-07 academic year concluded with league teams capturing five national team titles and 24 individual NCAA crowns. In all, the ACC has won 39 national team titles over the last 11 years. The ACC has won two or more NCAA titles in 25 of the past 27 years.

A total of 137 ACC teams placed in NCAA post-season competition in 2006-07. League teams compiled a 109-70-7 (.605) mark against non-conference opponents in NCAA championship competition. In addition, the ACC had 181 student-athletes earn first team All-America honors this past year. Overall, the league had 250 first, second or third

team All-Americans. In addition, the ACC produced nine national Player of the Year and six national Coach of the Year honorees.

### THE CHAMPIONSHIPS

The conference will conduct championship competition in 24 sports during the 2007-08 academic year - 12 for men and 12 for women.

The first ACC championship was held in swimming on February 25, 1954. The conference did not conduct championships in cross country, wrestling or tennis during the first year.

The 12 sports for men include football, cross country, soccer, basketball, swimming, indoor and outdoor track, wrestling, baseball, tennis, golf and lacrosse. Fencing, which was started in 1971, was discontinued in 1981.

Women's sports were initiated in 1977 with the first championship meet being held in tennis at Wake Forest.

Championships for women are currently conducted in cross country, field hockey, soccer, basketball, swimming, indoor and outdoor track, tennis, golf, lacrosse, softball and rowing.

### A HISTORY

The Atlantic Coast Conference was founded on May 8, 1953, at the Sedgefield Inn near Greensboro, N.C., with seven charter members - Clemson, Duke, Maryland, North Carolina, North Carolina State, South Carolina and Wake Forest - drawing up the conference by-laws.

The withdrawal of seven schools from the Southern Conference came on the morning of May 8, 1953, during the Southern Conference's annual spring meeting. On June 14, 1953, the seven members met in Raleigh, N.C., where a set of bylaws was adopted and the name became officially the Atlantic Coast Conference.

Suggestions from fans for the name of the new conference appeared in the region's newspapers prior to the meeting in Raleigh. Some of the names suggested were: Dixie, Mid South, Mid Atlantic, East Coast, Seaboard, Colonial, Tobacco, Blue-Gray, Piedmont, Southern Seven and the Shoreline.

Duke's Eddie Cameron recommended that the name of the conference be the Atlantic Coast Conference, and the motion was passed unanimously. The meeting concluded with each member institution assessed \$200.00 to pay for conference expenses.

On December 4, 1953, conference officials met again at Sedgefield and officially admitted the University of Virginia as the league's eighth member. The first, and only, withdrawal of a school from the ACC came on June 30, 1971, when the University of South Carolina tendered its resignation.

The ACC operated with seven members until April 3, 1978, when the Georgia Institute of Technology was admitted. The Atlanta school had withdrawn from the Southeastern Conference in January of 1964.

The ACC expanded to nine members on July 1, 1991, with the addition of Florida State University.

The conference expanded to 11 members on July 1, 2004, with the addition of the University of Miami and Virginia Polytechnic Institute and State University. On October 17, 2003, Boston College accepted an invitation to become the 12th member starting July 1, 2005.

### FIRST TEAM

Allison Anderson ..... Boston College  
 Jeannette Abbott ..... Clemson  
 Carrie DeMange ..... Duke  
**Katie Esbrook** ..... **Virginia Tech**  
 Ali Hausfeld ..... Duke  
 Danielle Hepburn ..... Clemson  
 Emily Kirkwood ..... Virginia  
 Ulrike Stegemann ..... Georgia Tech  
 Makini Thompson ..... Florida State

### FRESHMAN TEAM

Brianna Barry ..... Florida State  
 Lauren Dickson ..... Virginia  
 Didem Ege ..... Clemson  
 Rachael Moss ..... Duke  
 Kelsey Murphy ..... Clemson  
**Taylor Parrish** ..... **Virginia Tech**

### ALL-ACADEMIC TEAM

Allison Anderson ..... Boston College  
 Brianna Barry ..... Florida State  
 Michelle Bruin ..... Miami  
 Sue Carls ..... Duke  
**Amanda Cloyd** ..... **Virginia Tech**  
 Allison Davis ..... NC State  
 Lauren Dickson ..... Virginia  
**Katie Esbrook** ..... **Virginia Tech**  
 Beth Gillming ..... Maryland  
 Sarah Griffin ..... Florida State  
 Ali Hausfeld ..... Duke  
 Tealle Hunkus ..... Duke  
 Stephanie Jansma ..... North Carolina  
 Emily Kirkwood ..... Virginia  
 Sarah Kirkwood ..... Virginia  
**Allie Kupec** ..... **Virginia Tech**  
 Leslie Mansfield ..... Clemson  
 Ciara Michel ..... Miami  
 Rachael Moss ..... Duke  
 Natalie Mullikin ..... Wake Forest  
 Allie Niekamp ..... Georgia Tech  
 Dorota Niemczewska ..... Boston Col.  
 Jourdan Norman ..... Duke  
 Lindsay Osco ..... Virginia  
 Megan Owens ..... North Carolina  
 Lauren Prussing ..... North Carolina  
 Jill Robinson ..... Miami  
 Abby Showers ..... Georgia Tech  
 Jenny Shull ..... Duke  
 Jessica Skower ..... Florida State  
 Ulrike Stegemann ..... Georgia Tech  
 Meghan Steiner ..... Clemson

### 2006 ACC STANDINGS

School	Conf.	Overall
Duke	21-1	29-4
Virginia	16-6	23-8
Clemson	15-7	20-10
Florida State	13-9	19-12
Georgia Tech	12-10	20-12
<b>Virginia Tech</b>	<b>11-11</b>	<b>17-14</b>
Wake Forest	10-12	14-17
Boston College	10-12	12-19
North Carolina	9-13	11-20
Miami	9-13	12-19
Maryland	6-16	13-18
NC State	0-22	2-29

## VIRGINIA TECH ALL-ACADEMIC TEAM

1991-92	.....Lisa Pikalek
1992-93	.....Lisa Pikalek
1993-94	.....Amanda Yelsh
1994-95	.....Amanda Yelsh
1995-96	.....Laura Hanner
1997-98	.....Meredith Braine
1998-99	.....Corrie Bundy
1999-00	.....Holly Disser
2000-01	.....Holly Disser
2001-02	.....Holly Disser
2002-03	.....Jenny Hill
2003-04	.....Melissa Markowski
2004-05	.....Melissa Markowski
2005-06	.....Melissa Markowski
2006-07	.....Cathy Jansen

# Academic Services

The success of Virginia Tech's volleyball program rests largely on the academic progress of each student-athlete. The academic performance of Tech student-athlete has improved each year due in part to the Student Athlete Academic Support Services (SAASS).

The Virginia Tech graduation rate for student-athletes has risen significantly in recent years and will be a school-best 76 percent for 2007. This marks the fourth time in the last six years that Virginia Tech's student-athlete

graduation rate has been 70 percent or better.

In addition to posting impressive graduation figures, current Virginia Tech student-athletes continue to excel in the classroom. For the 2006 calendar year, 449 3.0 GPA's were earned by student-athletes, student trainers, student managers, cheerleaders and High Techs.

Student-athletes devote many hours to practice, conditioning and training that are not required of all students. Due to their time commitment and their high visibility, it is an obligation and in the best interest of the university to supply these students with services which will allow them to maximize their academic potential.

The Virginia Tech SAASS office is committed to providing fundamental and supplemental programming, consistent with university and NCAA policy, aimed at enhancing each student-athlete's educational experience.

In the 2006-07 academic year, the SAASS office moved to the West Side of Lane Stadium. Here, student-athletes have access to state-of-the-art technology, quiet study facilities, individualized

tutorial rooms and direct access to the SAASS staff. This complex is the focal point for the Athletics Department, both aesthetically and pragmatically, and provides a centralized place for student-athlete services.

Together, these spaces provide the student-athletes with a variety of study environments conducive to their success. Athletes can use these facilities between classes, after practice or in the evenings, with flexible hours tailored to make the most of a student-athlete's limited time.

Chris Helms, in his ninth year at Tech, is the director and is responsible for the development and leadership of the Student Athlete Academic Support Services office.

Drew Scales begins his sixth year with SAASS as an assistant director. Scales provides academic support for student-athletes in lacrosse, volleyball, men's and women's soccer and wrestling, in addition to overseeing the mentor program.

Terrie Repass is in her 33rd year at Virginia Tech. She serves as the office secretary and "first contact" person for SAASS.

## SAASS AT A GLANCE

Stakeholders of the office's mission include student-athletes and their families, the university community, coaches and athletics administrators. SAASS seeks to develop relationships with its stakeholders that are founded on trust and respect, and provides the following services to accommodate their needs:

- University and NCAA information
- Orientation
- Academic assessment
- Development of an effective student life program
- Appropriate referrals
- Monitored study environments
- Tutorial programs
- State-of-the-art technological learning assistance
- Student-athlete academic performance evaluations

# Student Life

## SAAC

The Student Athlete Advisory Committee (SAAC) promotes effective communication between athletic administration and student-athletes. SAAC is comprised of representatives from each sport, who meet twice a month to discuss issues and concerns regarding their sports, the department of athletics and ACC and NCAA legislation. The student-athletes encourage their teammates to get involved both on campus and in the community. This year, the volleyball representative is Cathy Jansen.

The Virginia Tech Athletics Office of Student Life is under the direction of Patricia Lovett. Lovett, a transplant from Murray State, is the Coordinator of Student Life. The programs and services implemented by the Virginia Tech Athletics Office of Student Life are inspired by the NCAA/CHAMPS Life Skills Program. The program was honored for its commitment to serving the good of the student-athletes by the Division I-A Athletic Director's Association as a Program of Excellence.

## COMMUNITY OUTREACH

The Athletics Office of Student Life community outreach program is "Hokies with Heart". Student-athletes are encouraged to volunteer throughout their college experience. The volleyball team has a partnership with Kipps Elementary School.

## CAREER DEVELOPMENT

Virginia Tech student-athletes are savoring their collegiate athletic experiences with the understanding that upon graduation they will need to have a job secured. Lovett works with Becca Scott in the Virginia Tech Career Services Center to create programs designed to

teach student-athletes why they are much sought after for their transferable skills (resiliency, time-management, teamwork, competitiveness and ambition).

## ACADEMIC EXCELLENCE

The Virginia Tech Athletics Office of Student Life is responsible for nominating student-athletes for academic honors and awards. Athletes are nominated for on-campus, ACC and national awards. Student-athletes with a 3.0 GPA are rewarded each semester by being honored on the Athletic Director's Honor Roll. The 2006 calendar year listed 449 student-athletes with this honor, a 20 percent increase from the 2005 calendar year.



Students of Kipps Elementary School sing the national anthem prior to the start of a Virginia Tech volleyball match.

# Sports Medicine

The Virginia Tech Sports Medicine Department is an ever-changing and developing unit that strives to provide the most current and comprehensive care to all student-athletes. Under the leadership of Mike Goforth, assistant director of athletics for athletic training, the department is constantly evolving to incorporate new ideas and state-of-the-art resources for the betterment of student-athletes.

Their team of certified athletic trainers, orthopaedic surgeons, Board Certified primary care physicians, chiropractors, physical therapists, sport psychologists, nutritionists, massage therapists and orthotists are available on site to manage the health care needs of Tech athletes. The staff continually looks for ways to enhance the services provided for their athletes as evidenced by their participation in local and national projects pertaining to related topics such as concussion management, prevention of antibiotic resistant types of staph infection, high ankle sprains and collegiate health care management strategies.

As part of the evolution, Tech recently completed its sixth full year in the 4,300-square-foot Eddie Ferrell Memorial Training Room. This area consolidated the training rooms that existed in the Merryman Center and Cassell Coliseum. The facility gives the training staff a centralized area to care for the needs of all Virginia Tech student-athletes. Virginia Tech now has more than 10,000 square feet

dedicated to sports medicine, placing it in the top five percent nationally. The \$10 million Merryman Center includes 2,400 square feet of medical space and a physician's suite. The suite is equipped with a new state-of-the-art X-ray system, fluoroscopy unit and minor procedure room, while the training room has offices for the staff, dozens of training tables, two cold tubs, whirlpools, an underwater treadmill, a Biodex System 3 and various other pieces of rehabilitation equipment and treatment modalities.

The sports medicine staff takes great pride in treating the athletes year-round. Special attention is paid to off-season activity. During this time, the staff will analyze past injury data from each participant and construct a preventative program.

A vital part of student-athlete medical services is access to the Montgomery Regional Hospital's SWVA Center for Orthopaedics and Schiffert Student Health Center. Both facilities are staffed with qualified physicians and

staff, and have a wide variety of technologies designed to increase the level of care available to athletes.

"Our goal is to provide the same high level of health care that professional and Olympic athletes receive," Goforth said.

Over the past 10 years, Virginia Tech has developed the reputation for producing top-level certified athletic trainers. Graduates are now employed in positions across the country at various levels of the profession. Kathy Hickman is the trainer for the volleyball team this fall.



*The Eddie Ferrell Memorial Training Room.*

# Athletic Performance

There's much more to athletic performance than weight training. Always striving to stay on the cutting edge, Virginia Tech has combined strength and conditioning with nutrition and sport psychology to the benefit of its student-athletes. At Tech, these areas are part of the student-athletes' preparation — not just for game day, but also for life.

## STRENGTH & CONDITIONING

One of the most important aspects of a successful college athletics program is its strength and conditioning program.

Thanks to the direction of assistant athletics director for athletic performance Mike Gentry, the Virginia Tech strength and conditioning program is among the best in the nation.

Tech football players can also train in the Jim "Bulldog" Haren Weight Room. Located in Jamerson Athletic Center, the 5,000-square foot weight room was officially dedicated in September 1985 to Haren, a former Hokie player and long-time supporter of the Virginia Tech Athletics Department. With the two facilities, the Hokies have more than 22,000-square feet of strength and conditioning training space.

Assisting Gentry in the weight room this year are four full-time assistant strength

and conditioning coaches. Terry Mitchell is the assistant director of strength and conditioning. Former football players Jarrett Ferguson and Keith Short, as well as former Tech volleyball player Jamie Meyer, serve as coordinators for strength and conditioning.

## SPORTS PSYCHOLOGY

Virginia Tech offers another important service to all of its student-athletes — sport psychology. Dr. Gary Bennett coordinates the sport psychology department, which offers psychological and performance enhancement services for student-athletes. Bennett also works closely with the Cook Counseling Center.

Bennett meets with student-athletes on an individual basis for personal counseling and to discuss the mental aspects of the game. He also works on team building, communication and performance enhancement. The sport psychology department also offers injured athletes the opportunity to meet with other injured athletes and talk about their recovery process.

"We try to address all the various factors that affect student-athletes' performance on and off the field," Bennett said. "We believe we

can help athletes perform better by addressing those concerns."

The student-athletes are very receptive to the services offered by the doctors. The sport psychology office reaches out to athletes who may not have considered going to the counseling service that is offered to all students at Virginia Tech.

## SPORTS NUTRITION

Eating healthy and choosing nutritious diets are important aspects of a Virginia Tech student-athlete's life and that's why in July 2002, the athletics department implemented the sports nutrition program. Amy Freel serves as the director.

Freel provides individual players with diet counseling on issues such as gaining lean muscle mass, losing body fat, and eating choices to improve performance.

"It is extremely beneficial for our student-athletes to have nutrition education and counseling available to them in order for them to remain successful in their sports and outside of athletics," Freel said. "The individualized nutrition education allows the athletes and me to get very specific on their nutritional, personal and sport-specific goals."

# Media Information

Virginia Tech volleyball home matches are held in Cassell Coliseum and are free of charge. No credentials are needed for entrance. Media interested in attending these matches are encouraged to notify the Virginia Tech Athletics Communications Office for further information.

## INTERVIEWS

**PLEASE SCHEDULE ALL INTERVIEWS THROUGH THE VIRGINIA TECH ATHLETICS COMMUNICATIONS OFFICE AT (540) 231-2228.**

For interviews with head volleyball coach Chris Riley or any of the Hokies, please contact Amanda McClure at the Virginia Tech Sports Information Office – (540) 231-2228.

Coach Riley is usually available for interviews during the week. Interviews with players will be available according to class and practice schedules.

**At no time will an athlete's telephone number be released and members of the media are asked not to contact athletes at home, on their cell phones or via E-mail.**

## POST-GAME

Coach Riley and players will be available for interviews after home contests on the court. Please make all requests for interviews with Amanda McClure on press row.

## MATCH RESULTS

Box scores will be available immediately following the conclusion of the game, and will also be faxed to the opposing team's athletics communications office. Media can access the statistics either in the sports information office or via the Internet. Log onto [www.hokiesports.com](http://www.hokiesports.com) for complete results, stats, bios and stories.

## LIVE STATS AND BROADCASTS

Fans and media can keep up with the Hokies via the Internet with live stats. At all home games, and selected away contests, play-by-play, as well as up-to-date box scores and stats, are available by clicking on the live stats link on Tech's athletic homepage, [www.hokiesports.com](http://www.hokiesports.com).

## DIRECTIONS TO BLACKSBURG

**From the north or east**, take Interstate 81 south to exit 118B, following US 460 west to Blacksburg.

**From the south**, take Interstate 81 north to exit 118B, following US 460 west to Blacksburg.

**From West Virginia**, take Interstate 77 south (West Virginia Turnpike) to exit 9. Exit and turn left onto 460 east. Follow 460 east to Blacksburg.

**Once in Blacksburg**, use the 460 bypass around the downtown area. Follow 460 to the traffic light at Southgate Drive (Va. 314). Turn into campus, and proceed one-half mile on Southgate Drive. Turn left onto Spring Road at the traffic light, just before the football stadium. Cassell Coliseum is on the right.



Tech's lovable mascot, the HokieBird


## WHAT IS A HOKIE?

That's the most often-asked question in Virginia Tech athletics. The answer leads all the way back to 1896 when Virginia Agricultural and Mechanical College changed its name to Virginia Polytechnic Institute. With the change came the necessity for writing a new cheer and a contest for such a purpose was held by the student body. Senior O.M. Stull won first prize for his "Hokie" yell, which is still used today. Later, when asked if "Hokie" had any special meaning, Stull explained the word was solely the product of his imagination and was used only as an attention-getter for his yell. It soon became a nickname for all Tech teams and for those people loyal to Tech athletics. The official school colors – Chicago maroon and burnt orange – also were introduced in 1896. They were chosen because they made a "unique combination" not worn elsewhere at the time.



## HOKIE STONE STORY

Most of the buildings on the beautiful Tech campus are constructed using Hokie Stone. This natural rock is a 475-million-year-old dolomite limestone, some of which is mined from a quarry located not far from Cassell Coliseum. In constructing the buildings at Tech, a stonemason shapes individual stones, arranges them and cements them together with mortar to create walls of great strength and durability.



## ATHLETICS COMMUNICATIONS



**Volleyball Contact**  
Amanda McClure  
Phone: (540) 231-2228  
Fax: (540) 231-6984  
Email: [mccluras@vt.edu](mailto:mccluras@vt.edu)

**Virginia Tech Athletics Communications Office**  
460 Jamerson Athletic Center  
Blacksburg, VA 24060  
Office Phone: (540) 231-6726

# Blacksburg, Virginia

One of America's best college towns, Blacksburg is a perfect setting for Virginia Tech.

Located in Southwest Virginia on a plateau between the Blue Ridge and Alleghany Mountains, Blacksburg combines the laid-back lifestyle of a small town with the amenities one would expect to find in a major center of higher education. Together, the town and university have worked hard to create a progressive community that ranks among the nation's elite living environments.

Virginia Tech and the Town of Blacksburg gained national and international attention by creating the world's first "electronic village." Businesses and industries have been drawn by the potential of the quaint town.

Established in 1798 by John and William Black, the town is surrounded by scenic mountain views that accentuate the area. Since its founding, Blacksburg has grown to become the largest town in Virginia.

The nearly 42,000 residents (including students) enjoy close proximity to a variety of recreation areas such as the Blue Ridge Parkway, Appalachian Trail, Claytor Lake and the New River. The region features a moderate climate and four distinct seasons. Blacksburg's location (adjacent to major interstate highways) provides convenient access to most points in the southern and eastern parts of the country.

More information on Blacksburg can be found on the web site of the Blacksburg Electronic Village, [www.bev.net](http://www.bev.net) or the town's web site, [www.blacksburg.va.us](http://www.blacksburg.va.us).



# WV



Michelle Lang



Sarah Muñoz



Taylor Parrish

