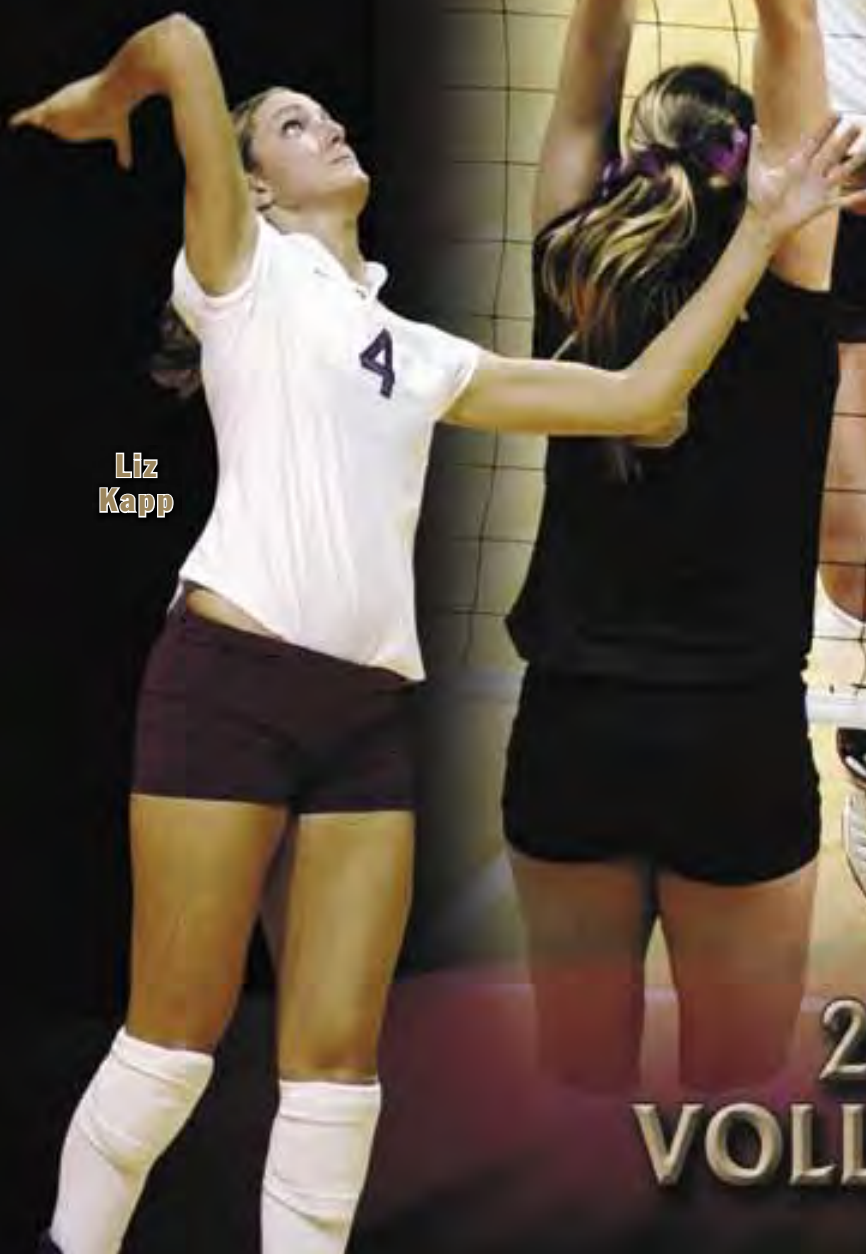


# VIRGINIA TECH



Liz  
Kapp



Erin  
Brugger



Melissa  
Markowski



2005  
VOLLEYBALL



# BLACKSBURG, VA.



One of America's best college towns, Blacksburg is a perfect setting for a great university like Virginia Tech.

Located in Southwest Virginia on a plateau between the Blue Ridge and Alleghany Mountains, Blacksburg combines the laid-back lifestyle of a small town with the amenities one would expect to find around a major center of higher education. Together, the town and university have worked hard to create a progressive community that ranks among the nation's elite living environments.

Virginia Tech and the Town of Blacksburg gained national and international attention by creating the world's first "electronic village." Businesses and industries have been drawn by the potential of the quaint town.

Established in 1798 by John and William Black, the town is surrounded by scenic mountain views that accentuate the area. Since its founding, Blacksburg has grown to become the largest town in Virginia.


The nearly 42,000 residents (including students) enjoy a close proximity to a variety of recreation areas such as the Blue Ridge Parkway, Appalachian Trail, Claytor Lake and the New River. The region features a moderate climate and four distinct seasons.

Blacksburg was recently named by *Outside* magazine as one of the top 10 places to live in America.

The town's location (adjacent to major interstate highways) provides convenient access to most points in the southern and eastern parts of the country.

More information on Blacksburg can be found on the web site of the Blacksburg Electronic Village, [www.bev.net](http://www.bev.net) or at [www.blacksburg.va.us](http://www.blacksburg.va.us).

*From peaceful outings at the nearby Cascades, to thrilling Tech football games at Lane Stadium, to downtown festivals, the Blacksburg area has a lot to offer.*



# 2005 VIRGINIA TECH VOLLEYBALL

## University Information

Location ..... Virginia Tech is located in Blacksburg (pop. 42,000) in scenic southwest Virginia. The campus lies on a plain between the Blue Ridge and Allegheny Mountains, 2,100 feet above sea level.  
 Founded ..... 1872, Virginia's land-grant university  
 Enrollment ..... 28,000  
 Colors ..... Chicago maroon & burnt orange  
 Nickname ..... Hokies  
 Facility ..... Cassell Coliseum (10,052)  
 Conference ..... Atlantic Coast Conference  
 President ..... Charles W. Steger  
 Director of Athletics ..... Jim Weaver  
 Senior Women's Administrator ..... Sharon McCloskey

## Volleyball Staff

Head Coach ..... Greg Smith (Westmont College, 1990)  
 Volleyball Office Phone ..... (540) 231-5037  
 Volleyball by E-mail ..... grsmith1@vt.edu  
 Year at Tech ..... Sixth  
 Record at Virginia Tech ..... 68-76 (5 years)  
 Career Record ..... 68-76 (5 years)  
 Assistant Coach ..... April Yantis (Drexel, 1998)  
 Year at Tech ..... Second  
 Assistant Coach ..... Jayme Gergen (Georgia Tech, 2005)  
 Year at Tech ..... First

## Volleyball Information

2004 Record ..... 13-16  
 Conference Record ..... 7-9 (T7th, ACC)  
 Starters Returning/Lost ..... 3 + Libero/3  
 Letterwinners Returning/Lost ..... 8/4  
 Newcomers ..... 6  
 Basic Offense ..... 5-1

## Virginia Tech Volleyball History

First Year of Volleyball ..... 1977  
 All-Time Record ..... 448-443 (.503)  
 Home Record ..... 245-104 (.702)  
 Years in NCAA Tournament Play ..... 0  
 Last Year/Result ..... n/a

## Sports Information

Sports Information Director ..... Dave Smith  
 Associate Director ..... Anne Panella  
 Assistant Directors ..... Bill Dyer, Torye Hurst, Bryan Johnston, David Knachel  
 SID Intern/Volleyball Contact ..... Brooke Frederickson  
 Sports Information Office Phone ..... (540) 231-6726  
 Sports Information Fax ..... (540) 231-6984  
 Volleyball on the Internet ..... www.hokiesports.com  
 Secretary ..... Donna Smith

**ON THE COVER:** Every year, Virginia Tech head women's volleyball coach Greg Smith honors the team's seniors by putting them on the cover of the media guide. This year's returning seniors are Erin Brugger, Liz Kapp and Melissa Markowski.

**CREDITS:** The 2005 Virginia Tech volleyball media guide is a publication of the Virginia Tech Sports Information Office, written to assist the working media and designed to aid all media members in their coverage of Virginia Tech volleyball. This guide was written and designed by Bryan Johnston, Brooke Frederickson and former sports information intern John Holinka. Additional design, action photos and head shots were contributed by David Knachel. This book was printed by Southern Printing Company, of Blacksburg, Va.

*Virginia Tech does not discriminate against employees, students, or applicants on the basis of race, color, sex, sexual orientation, disability, age, veteran status, national origin, religion, or political affiliation. Anyone having questions concerning discrimination should contact the Equal Opportunity and Affirmative Action Office at (540) 231-7500.*

## 2005 Volleyball Schedule

### HOKIE FALL INVITATIONAL

Sept. 2	<b>GEORGETOWN</b>	7 p.m.
3	<b>WISCONSIN MILWAUKEE</b>	12 p.m.
	<b>MISSISSIPPI ST.</b>	7 p.m.
	<i>Colorado State Invitational</i>	
9	vs. Oregon State	5 p.m.
10	at Colorado	12 p.m.
	vs. UC Irvine	5 p.m.
	<i>Miami (Ohio) Invitational</i>	
16	at Miami (Ohio)	7 p.m.
17	vs. Northern Colorado	10 a.m.
	vs. Wright State	4 p.m.
23	at North Carolina *	7 p.m.
25	at NC State *	1 p.m.
30	<b>MARYLAND *</b>	7 p.m.
Oct. 1	<b>BOSTON COLLEGE *</b>	7 p.m.
4	at Virginia *	7 p.m.
7	<b>WAKE FOREST *</b>	7 p.m.
9	<b>DUKE *</b>	2 p.m.
14	at Florida State *	7 p.m.
16	at Miami *	2 p.m.
21	at Georgia Tech *	7 p.m.
22	at Clemson *	5:30 p.m.
28	<b>NC STATE *</b>	7 p.m.
29	<b>NORTH CAROLINA *</b>	6 p.m.
Nov. 1	<b>VIRGINIA *</b>	7 p.m.
4	at Boston College *	8 p.m.
6	at Maryland *	1 p.m.
11	<b>MIAMI *</b>	7 p.m.
12	<b>FLORIDA STATE *</b>	8 p.m.
18	at Duke *	7 p.m.
19	at Wake Forest *	6 p.m.
23	<b>CLEMSON *</b>	5 p.m.
25	<b>GEORGIA TECH *</b>	3 p.m.
Dec. 1-4	NCAA Tournament – 1st & 2nd Rounds	TBA
8-11	NCAA Regionals	TBA
15-17	NCAA Finals in San Antonio, Texas	TBA

\*Denotes Atlantic Coast Conference match

ALL HOME MATCHES IN **BOLD CAPS**

All times local to site and subject to change

## Table of Contents

Virginia Tech .....	IFC
2005 Virginia Tech Schedule .....	1
Facilities/Media Services .....	2
2005 Rosters .....	3
2005 Outlook .....	4-5
Head Coach Greg Smith .....	6
Assistant Coaches/Support Staff .....	7
Player Profiles .....	8-17
2005 Opponents .....	18-19
2004 Year in Review .....	20-21
2004 Statistics/Results .....	22-23
Single Season/Career Records .....	24-25
Team/Individual Records, Coaching Records .....	26
Year-by-Year Records .....	27
Letterwinners .....	27
All-Time Results .....	28-31
Individual Honors .....	31
Series Records .....	32
Administration, Sports Medicine .....	33
Academic Support Services/Office of Student Life .....	34
Athletic Performance .....	35
The Atlantic Coast Conference .....	36
Blacksburg, Virginia .....	IBC

# FACILITIES

The Virginia Tech volleyball team plays and trains in some of the finest facilities in the country.

Cassell Coliseum, the 10,052-seat residence of the Virginia Tech volleyball team, is home to a winning tradition. Rivals have had little success playing the Hokies in Cassell, winning only 104 of 349 visits.

Construction of the main portion of Cassell Coliseum began in 1961. It was completed in December 1964, at a cost of \$2.7 million. Built by T.C. Brittain and Company of Decatur, Ga., it houses an arena, locker rooms, two auxiliary gymnasiums, offices and other athletic facilities.

Cassell Coliseum has undergone extensive renovations to both the exterior and interior of the building, as well as the structural systems. Prior to the 1988-89 season, a spring-loaded playing floor was installed. During 1996-97, the facility was given a new roof and paint application. Recently, the playing floor was resurfaced and given a new look and the seats were refinished and replaced two years ago.

The Hokies train in the Merryman Center. The sparkling \$10.6 million facility contains 17,000 square feet of strength and conditioning space.

The Merryman Center was dedicated Sept., 26, 1998, and is named for the F.W. (Sonny) Merryman family of Rustburg, Va., which presented the university with a major gift to kick off a fund-raising campaign.



*The Hokies' locker room was recently renovated. The team plays in Cassell Coliseum (below) which has a newly-refinished floor.*



# MEDIA INFORMATION



*Brooke Frederickson*

## **VOLLEYBALL CONTACT**

Brooke Frederickson  
Phone: (540) 231-2228  
Cell Phone: (301) 606-6332  
SID Fax: (540) 231-6984  
E-Mail: [bmfreder@vt.edu](mailto:bmfreder@vt.edu)

## **MAILING ADDRESS**

Virginia Tech Sports Information Office  
460 Jamerson Athletic Center  
Blacksburg, VA 24061

## **MATCH CREDENTIALS**

Home matches are held at Cassell Coliseum and are free of charge. No credentials are needed for entrance. Media interested in attending the matches are encouraged to call the Virginia Tech sports information office for further information.

## **COACH/PLAYER INTERVIEWS**

**PLEASE SCHEDULE ALL INTERVIEWS THROUGH THE VIRGINIA TECH SPORTS INFORMATION OFFICE AT (540) 231-2228 or (540) 231-6726.**

For interviews with head volleyball coach Greg Smith or any of the Hokie volleyball players, please contact **Brooke Frederickson** of the Virginia Tech sports information office at **(540) 231-2228**.

Coach Smith is usually available for interviews between 9 a.m. and 2 p.m., Monday through Thursday. Interviews with players will be available according to class and practice schedules. At no time will an athlete's telephone number be released to the media.

## **POST-MATCH INTERVIEWS**

Coach Smith and players will be available after matches, following a short cool-down period. Please make all requests for interviews with sports information intern **Brooke Frederickson** at the courtside scorer's table.

## **MATCH RESULTS**

Box scores will be available immediately following the conclusion of the match, and will also be faxed to the opposing team's sports information office.

A story, complete with agate, will be sent to the Richmond Associated Press, as well as to selected covering newspapers.

Team and individual statistics will be updated and available following each match. Media can access the statistics in the sports information office.

Results, a game story and statistics, as well as information on Tech's entire athletic program, can also be obtained via the Internet at [www.hokiesports.com](http://www.hokiesports.com).

## **DIRECTIONS TO BLACKSBURG**

**From the north or east**, take Interstate 81 south to exit 118B, following US 460 west to Blacksburg.

**From the south**, take Interstate 81 north to exit 118B, following US 460 west to Blacksburg.

**From West Virginia**, take Interstate 77 south (West Virginia Turnpike) to exit 9. Exit and turn left onto 460 east. Follow 460 east to Blacksburg.

**Once in Blacksburg**, use the 460 bypass around the downtown area. Follow 460 to the signal at Southgate Drive (Va. 314). Turn into campus, and proceed one-half mile on Southgate Drive. Turn left at the stoplight onto Spring Road, just before the football stadium. Cassell Coliseum, with its arched white roof, will then be on the right past the stadium.

## **SPORTS INFORMATION OFFICE**

The Virginia Tech Sports Information Offices are located on the fourth floor of the Jamerson Athletic Center in room 460. The Jamerson Athletic Center is adjacent to Cassell Coliseum, facing Lane Stadium.

# 2005 ROSTERS

## NUMERICAL ROSTER

No.	Name	Pos.	Ht.	Cl.	Exp.	Hometown (High School/Previous School)
1	Katie Esbrook	MH	6-1	Jr.	1L	Lake In The Hills, Ill. (Barrington)
3	Melissa Markowski	S	5-9	Sr.	2L	Glen Ellyn, Ill. (St. Francis)
4	Liz Kapp	MH	6-1	Sr.	2L	Aurora, Colo. (Grandview)
5	Erin Brugger	OH/RS	6-0	Sr.	1L	Clifton, Va. (Centreville)
6	Jen Albrecht	RS	6-0	So.	HS	Canandaigua, N.Y. (Canandaigua Academy)
7	Amanda Cloyd	L/OH	5-8	So.	HS	Muncie, Ind. (Yorktown)
9	Rachel Dulla	DS	5-8	So.	HS	St. Charles, Ill. (St. Charles East)
10	Sarah Munoz	OH	5-11	Fr.	HS	Encinitas, Calif. (Santa Fe Christian)
11	Kendra Sytsma	OH/RS	6-0	Jr.	Tr.	Madison, Wis. (Madison West/Troy)
13	Cathy Jansen	RS/OH	5-11	Fr.	HS	Overland Park, Kan. (St. Thomas Aquinas)
14	Kirstyn Godwin	S/OH	5-11	Fr.	HS	Woodstock, Ga. (Etowah)
15	Allie Kupec	MH/RS	6-1	Jr.	1L	Columbia, Md. (River Hill)
16	Sarah King	L/DS	5-4	Sr.	Tr.	Alpharetta, Ga. (Milton/Tusculum)

## ALPHABETICAL ROSTER

No.	Name	Pos.	Ht.	Cl.	Exp.	Hometown (High School/Previous School)
6	Jen Albrecht	RS	6-0	So.	HS	Canandaigua, N.Y. (Canandaigua Academy)
5	Erin Brugger	OH/RS	6-0	Sr.	1L	Clifton, Va. (Centreville)
7	Amanda Cloyd	L/OH	5-8	So.	HS	Muncie, Ind. (Yorktown)
9	Rachel Dulla	DS	5-8	So.	HS	St. Charles, Ill. (St. Charles East)
1	Katie Esbrook	MH	6-1	Jr.	1L	Lake In The Hills, Ill. (Barrington)
14	Kirstyn Godwin	S/OH	5-11	Fr.	HS	Woodstock, Ga. (Etowah)
13	Cathy Jansen	RS/OH	5-11	Fr.	HS	Overland Park, Kan. (St. Thomas Aquinas)
4	Liz Kapp	MH	6-1	Sr.	2L	Aurora, Colo. (Grandview)
16	Sarah King	L/DS	5-4	Sr.	Tr.	Alpharetta, Ga. (Milton/Tusculum)
15	Allie Kupec	MH/RS	6-1	Jr.	1L	Columbia, Md. (River Hill)
3	Melissa Markowski	S	5-9	Sr.	2L	Glen Ellyn, Ill. (St. Francis)
10	Sarah Munoz	OH	5-11	Fr.	HS	Encinitas, Calif. (Santa Fe Christian)
11	Kendra Sytsma	OH/RS	6-0	Jr.	Tr.	Madison, Wis. (Madison West/Troy)

## 2005 RETURNERS AND NEWCOMERS

### Starters Returning (3 + libero)

Name	Pos.	Kills	KPG	Att.	Pct.	Asst.	SA	Digs	BS	BA	BPG
Katie Esbrook	MH	364	3.31	774	.309	9	15	98	18	73	0.83
Allie Kupec	MH/RS	238	2.20	643	.166	20	0	32	7	62	0.64
Melissa Markowski	S	99	0.90	251	.247	1,314	14	287	3	46	0.45
Amanda Cloyd	L/OH	4	0.04	22	-.091	36	26	478	0	0	0.00

### Other Letterwinners Returning (4)

Name	Pos.	Kills	KPG	Att.	Pct.	Asst.	SA	Digs	BS	BA	BPG
Erin Brugger	OH/RS	51	1.21	158	.108	10	0	13	1	23	0.57
Liz Kapp	MH	86	1.65	254	.142	6	0	10	3	38	0.79
Jen Albrecht	RS	33	0.94	123	.098	11	0	10	3	11	0.40
Rachel Dulla	DS	5	0.06	14	.286	19	21	153	1	0	0.01

### Newcomers (5)

Name	Pos.	Ht.	Cl.	Exp.	Hometown (HS/PREVIOUS)
Kirstyn Godwin	S/OH	5-11	Fr.	HS	Woodstock, Ga. (Etowah)
Cathy Jansen	RS/OH	5-11	Fr.	HS	Overland Park, Kan. (St. Thomas Aquinas)
Sarah King	L/DS	5-4	Sr.	Tr.	Alpharetta, Ga. (Milton/Tusculum)
Sarah Munoz	OH	5-11	Fr.	HS	Encinitas, Calif. (Santa Fe Christian)
Kendra Sytsma	OH/RS	6-0	Jr.	Tr.	Madison, Wisc. (Madison West/Troy)

## BREAKDOWN

### BY CLASS

#### Seniors (4)

Erin Brugger  
Liz Kapp  
Sarah King  
Melissa Markowski

#### Juniors (3)

Katie Esbrook  
Allie Kupec  
Kendra Sytsma

#### Sophomores (3)

Jen Albrecht  
Amanda Cloyd  
Rachel Dulla

#### Freshmen (3)

Kirstyn Godwin  
Cathy Jansen  
Sarah Munoz

### BY STATE

#### California (1)

Sarah Munoz

#### Colorado (1)

Liz Kapp

#### Georgia (2)

Kirstyn Godwin  
Sarah King

#### Illinois (3)

Rachel Dulla  
Katie Esbrook  
Melissa Markowski

#### Indiana (1)

Amanda Cloyd

#### Kansas (1)

Cathy Jansen

#### Maryland (1)

Allie Kupec

#### New York (1)

Jen Albrecht

#### Virginia (1)

Erin Brugger

#### Wisconsin (1)

Kendra Sytsma

## PRONUNCIATION GUIDE

Brugger ..... BRUE-ger  
Esbrook ..... ESS-brook  
Kirstyn Godwin .....  
..... KER-sten GOD-win  
Kupec ..... KU-peck  
Markowski ..... Mar-KAUW-ski  
Munoz ..... moon-YEZ  
Sytsma ..... SITS-ma

# 2005 OUTLOOK

With a solid mix of veteran experience and youthful enthusiasm on the Hokie roster, Virginia Tech head coach Greg Smith looks optimistically toward the 2005 season. With one year in the Atlantic Coast Conference under their belts and finishing with a 13-16 overall record, 7-9 in the ACC, the Hokies hope to gain on their experience to become a competitive force in the ACC.

The departure of graduated senior middle hitter Annie Spicer is the most notable loss from last year's squad, but the Hokies return a solid frontcourt in senior setter **Melissa Markowski** and junior middle hitter **Katie Esbrook**, both of whom were named preseason ALL-ACC. Junior middle hitter **Allie Kupec** and sophomore libero **Amanda Cloyd** are also returning starters for Tech.

Four additional letterwinners from 2004 and five newcomers, including two transfers, round out the roster.

"Overall, I think we are a lot more solid team this year. We have a great deal of depth at all positions. We're excited about the season," Smith said.

Here is a position by-position breakdown of the 2005 Virginia Tech squad:

## Middle Hitters

With three experienced players returning at the middle hitter position, it is undoubtedly the strongest position for the Hokies. **Esbrook** and **Kupec**, as well as senior **Liz Kapp**, who missed a significant part of the 2004 campaign with an injury, all return.

Esbrook led the team with a .309 hitting percentage in only her second season, and was second on the team to Spicer with 364 kills. She started all 29 matches for the Hokies, playing in all 110 games. Esbrook also led the team in blocking, with 91 blocks (18 solo), and dished out 15 service aces.

"Katie led us in hitting percentage the past two years, and she's going to

be one of our leaders again," Smith said. "She's definitely a player that can step up and take more of a leadership role for us. She's going to have a very good supporting group around her that's going to help take some of that load off her."

Kupec spent part of the 2004 season at right side attack before Kapp's injury forced a switch in the Hokie lineup. Kupec played in all 29 matches, starting 28. She finished second on the team in blocks (62) and third on the team in kills (238).

"For what Allie was asked to do for the last half of the season, I thought she did very well. I think it will bode well for her that she has almost a whole conference season under her belt in the middle. She understands the speed of play in the middle at this level," Smith said.

Kapp, one of two returning seniors on the team, will solidify the middle hitter position. She started the season strong, including a career-high 17 kills in a win over Appalachian State, before an ankle injury forced her to miss the remainder of the season. Playing in 15 matches last year, she totaled 86 kills and 41 blocks.

"Liz got a lot stronger this summer in the weight room. There are no lingering issues with her ankle problem. I am looking for her to have a good year," Smith said.

First-year assistant coach Jayme Gergen will be working with the middle hitters. She is coming off a strong career at Georgia Tech, where she led the ACC in hitting percentage in 2004.

## Outside Hitters

Although it will be difficult to fill the shoes of the departed Spicer, the team returns senior **Erin Brugger**, who saw action in 42 games last year. She totaled 51 kills, with 24 blocks for the Hokies.

A pair of newcomers have the potential to make an impact at outside hitter. Freshman **Sarah Munoz**, a prep All-American, and junior transfer **Kendra Sytsma**, in addition to Brugger, all compete for a starting spot at that position.

Munoz led her team to three Division V California state championship games, winning the title as a junior.

Sytsma, a transfer from Troy University, led the Trojans with 215 kills last year.

"All three players will have an effect on our ball control and our defense. All three are very capable of handling this position and are going to have a good year," Smith said.

Second-year assistant coach April Yantis will be working with the outside and right side hitters in 2004.

## Right Side

Youth abounds on the right side, where sophomore **Jen Albrecht** and freshman **Cathy Jansen** will compete for the starting slot.

Albrecht played in 35 games as a true



*Katie Esbrook is the top returning player at the net. She had 364 kills last season.*

freshman last year, stepping in after Kupec switched to middle hitter. She totaled 33 kills, 10 digs and 14 total blocks.

"There were some bright spots for Jen last season, which will raise her confidence level for this season. I think between Jen and Cathy, the right side position is going to be very solid," Smith said.

Jansen led St. Thomas Aquinas to the 6-A Kansas state tournament and was named to the Kansas all-star team as a senior.

"Cathy is going to add a lot to this position. She has played at the right side all of her club and high school career. She knows the position very well, and it's going to be a natural fit for her," Smith said.

## Setters

**Markowski** returns for her fourth season as the Hokies' starting setter. Despite battling back injuries last season, she totaled over 1,000 assists for the third consecutive year (1,314) and currently stands in third place on the all-time list at Virginia Tech with 3,932.

"Hopefully Melissa's back injuries will be limited this year and will allow her to go through a whole season, both in the practice gym and during matches. You could tell she really fought through the pain last year," Smith said.

Freshman **Kirstyn Godwin**, an all-state player from Woodstock, Georgia, will look to gain experience in her rookie campaign. She led her team to the state final four as a freshman.

"Our setter position will be a lot more competitive with Kirstyn coming in. I think she's going to do a fine job for us," Smith said.

## Defensive Specialists & Libero

Starting all 110 games at libero as a true freshman, **Cloyd** returns with a year of experience under her belt. She led the Hokies with 478 digs and finished second on the team with 26 service aces. Cloyd set a school record with 35 digs in a match against North Carolina.

"Amanda did a great job for us this past year. She is one of the top three liberos coming back in the ACC," Smith said about Cloyd. "She hadn't been a full-time libero until last year. She really learned about what it's like, and what the leadership role is. I think she's going to improve greatly at that position in 2005."

Sophomore **Rachel Dulla** also returns as a defensive specialist. She played in the back row for the Hokies in 25 matches, starting six, totaling 21 service aces and 151 digs.

"Rachel improved over the spring, and did a nice job at getting better being a primary servicing passer. She's going to be looking to step into that roll again this year," Smith said.

Also vying for a spot in the rotation will be senior transfer **Sarah King**, who comes from Tusculum College. She set numerous school records at the Division II school last year, including digs in a season (513), digs in a five-game match (42) and career digs per game (3.649).

"Sarah is a hard worker. She's very capable of transferring her skills to the Division I level

of play. She's going to add a lot in the form of ball control," Smith said.

## The Schedule

With one year of ACC play under their belts, the Hokies look forward to a new season, featuring several tough tournaments and a new conference schedule format.

Virginia Tech faces two teams ranked in the top 25 in the 2004 American Volleyball Coaches Association (AVCA)/USA Today/CSTV polls. Four teams competed in the NCAA tournament last year. In all, 12 of the Hokies' 20 opponents finished in the top 100 in the final 2004 RPI.

Three tournaments highlight Tech's 29-match schedule, with the first one in Blacksburg on Sept. 2-3 to open the Hokies' season. Georgetown, Wisconsin-Milwaukee and Mississippi State will participate in the two-day Hokie Fall Invitational.

One of the most challenging tournaments for the Hokies will be the University Park Classic, hosted by Colorado State on Sept. 9-10. Colorado State was ranked 19th in the final AVCA poll, and UC Irvine participated in the 2004 NCAA Tournament. Oregon State will also be featured.

"The early season tournaments are going to be important to see where our team's progress is. The tournament competition is similar to what we are going to face in the ACC," Smith said.


Tech then heads to the Miami (Ohio) Classic, with Miami, Northern Colorado and Wright State on Sept. 16-17.

The Hokies begin the conference schedule on the road Sept. 23 at North Carolina. The Hokies' home ACC opener is Sept. 30 against Maryland. This season, the ACC has switched from a tournament schedule to a home-and-away, two-match schedule for the regular season, and eliminated the end-of-season tournament. Tech

will face Duke, Florida State, Maryland, Miami, North Carolina, NC State, Wake Forest, Clemson, Georgia Tech, Virginia and former BIG EAST rival Boston College twice each during the regular conference season.

"With the double round robin, we have the opportunity to play everyone once at home. I think it's going to be great for the conference," Smith said about the new schedule format.

"With our first year in the ACC out of the way, I think the team understands what the level of play is. Knowing that we can compete, our goals are a lot higher heading into 2005. We're looking forward to it again this year."



*Melissa Markowski returns for her fourth season at the net. She is third all-time at Tech with 3,932 career assists.*



# Greg SMITH

## HEAD VOLLEYBALL COACH

A young and energetic coach, Greg Smith enters his sixth season as a collegiate head coach with the Virginia Tech volleyball program.

Last year, Smith led the Hokies to a 13-16 overall record, 7-9 in the Atlantic Coast Conference, to finish tied for seventh in the

conference standings. Smith's career record stands at 68-76 overall, 29-24 in conference play.

Three of his players received all-conference accolades in 2003, including Annie Spicer who was named second-team ALL-BIG EAST as a junior and Katie Esbrook who was named honorable mention ALL-Northeast Region and ALL-BIG EAST as a freshman.

In 2002, Smith led the Hokies in an amazing turnaround as Tech qualified for the BIG EAST Championship in the team's second season in the conference.

For the team's play, Smith was named the 2002 BIG EAST Coach of the Year. Tech more than doubled its win total from the previous season and

won twice as many conference matches as it did during the 2001 season. Smith had two players receive conference honors, as senior Cheryl Stinson was named first-team ALL-BIG EAST and Ana Lang was named to the second team.

During the 2001 season, Smith led the Hokies into a new conference as Tech entered the BIG EAST and finished the year with a 9-19 record, 5-7 in the league. Two Hokies received conference honors as Stinson was named second-team ALL-BIG EAST and Spicer was an honorable-mention selection.

In 2000, his first year as a head coach, Smith led a young group to a 13-16 record and had three players receive honors for their performances. Lang was named player of the year in the Independent Volleyball Conference, while Stinson and Kelli O'Dell were named to the all-conference team.

Smith came to Virginia Tech from Ohio State, where he served as an assistant coach for three seasons. Smith was successful as an assistant at OSU, helping coach the Buckeyes to the NCAA Tournament each year. His duties included assisting in recruiting and training the team, both on the court and in its physical conditioning.

Prior to his stint in Columbus, Smith spent two seasons as an assistant coach at Hofstra University. At Hofstra, he helped lead the team to two consecutive American East Conference tournament championships and two NCAA Tournament appearances. In all, Smith has coached five seasons in the NCAA Tournament.

Before his coaching duties at Hofstra, he was an assistant coach at the University of Indianapolis in 1994. He also served as one of the head volleyball coaches for the Circle City Volleyball Club.

Prior to coaching at Indianapolis, Smith was an assistant varsity coach at Rochester (Ind.) High from September 1992 through October 1993. He was also head coach of the freshman squad. During his tenure, he assisted the varsity team to the regional playoffs in 1992 and state semifinals in 1993.

The Rochester, Ind., native graduated from Westmont College in 1990 with a bachelor's in business and economics. He also received a bachelor's in education from the University of Indianapolis in 1995. A letterwinner in tennis at Westmont College, Smith also served as an assistant basketball coach at his alma mater.

Smith, his wife, Erica, and their daughter, Peyton, reside in Christiansburg.



### SMITH'S PROFILE

#### PERSONAL

Birthdate June 9, 1966  
Birthplace Crawfordsville, Ind.

#### EDUCATION

High School Rochester (Ind.) H.S.  
College Westmont College  
(B.S. business and economics, 1990) and  
University of Indianapolis  
(B.S. secondary education, 1995)

#### COACHING EXPERIENCE

2000-present Head Coach, Virginia Tech  
1997-99 Assistant Coach, Ohio State University  
1995-96 Assistant Coach, Hofstra University  
1994 Assistant Coach, University of Indianapolis  
Circle City Volleyball Club  
1992-93 Assistant Coach, Rochester (Ind.) High





# April YANTIS

## ASSISTANT VOLLEYBALL COACH

April Yantis begins her second year as an assistant coach at Virginia Tech.

Yantis will work directly with the outside hitters and handle recruiting duties and match management responsibilities.

Yantis comes to Tech from the University of Miami, where she was an assistant coach for three seasons. In 2002, Yantis helped guide the Hurricanes to an NCAA Sweet Sixteen appearance. She was primarily responsible for coaching the outside hitters, and two of her athletes were selected to the American Volleyball Coaches Association All-Northeast Region team. One was also selected as the BIG EAST Player of the Year.

Prior to her tenure at Miami, Yantis was an assistant at Duke University during the 1999 and 2000 seasons. At Duke, she coached the outside hitters and helped the Blue Devils to an NCAA Tournament appearance. She

planned practices, scouted opponents and assisted with recruiting. She was also a team liaison for the marketing and promotions, sports information and equipment departments.

She also worked youth summer volleyball camps during her time at both Duke and Miami.

Yantis' coaching career began at the University of Pennsylvania where she was an assistant coach from 1998-1999. She was given the Excellence In Service Award for her dedication to the program. While coaching the Quakers, Yantis was the head coach of the Golden Eagles Volleyball Club.

A standout player at Drexel, Yantis recorded 30 kills in a match four times in her career. A member of the team from 1994-1997, she was the first player in conference history to be named all-conference three consecutive years. Yantis earned the Mary Semanki award, which is given to Drexel's most outstanding female athlete. Yantis holds the record for all-time kills and digs, and was named the Dragons' most valuable player for three straight years.

A Hanover, Pa., native, Yantis resides in Blacksburg.



# Jayme GERGEN

## ASSISTANT VOLLEYBALL COACH

Jayme Gergen enters her first season as an assistant coach at Virginia Tech in 2005, working with the middle hitters.

Gergen comes to Tech from Georgia Tech where she helped guide the Yellow Jackets to four straight NCAA Tournament

appearances, three Atlantic Coast Conference regular season titles and one ACC Tournament Championship.

A middle hitter in college, Gergen was a 2004 AVCA honorable mention All-American, a first-team All-ACC honoree, an Academic all-district

selection and also earned AVCA East Region honors. She was named Georgia Tech's Most Improved Player following the 2002 season and earned the Coaches' Award after the 2003 season.

As a senior in 2004, she ranked first in the ACC and 11th in the nation in hitting percentage (.393). She finished her career ranked second on the Georgia Tech career hitting percentage list (.353), and was fifth for both career block assists (426) and total blocks (473). She was also fourth on the career blocks per game list (1.18).

Gergen was a Dean's List student with a degree in psychology and was named to the ACC Honor Roll in 2001, '02 and '03.

A Topeka, Kan., native, Gergen resides in Christiansburg.

## VOLLEYBALL SUPPORT STAFF



**Kathy Hickman**  
*Athletic  
Trainer*



**Jay Johnson**  
*Strength and  
Conditioning*



**Drew Scales**  
*Academic Support  
Services*



**Megan Armbruster**  
*Office of  
Student Life*



Jen

#6

ALBRECHT

RIGHT SIDE HITTER • 6-0 • SOPHOMORE • CANANDAIGUA, N.Y. • CANANDAIGUA ACAD.

**2004:** Strong physical athlete ... stepped in during the season after injuries to starters limited depth ... Played in 35 games as a true freshman in 2004 ... Played in 15 matches, starting four at right side attacker ... Totaled 33 kills in limited action ... Had three block solos and 11 block assists ... Added 10 digs and 11 assists ... Had her best outing in five-game match win over NC State in Raleigh, totaling eight kills on 17 attempts and two errors for a .353 hitting percentage, also added four digs and four total blocks ... Had career-highs for kills (8) and block assists (4) against the Wolfpack ... Performed well at Virginia, totaling seven kills on a career-high 22 swings and added three total blocks.

**High School:** Attended Canandaigua Academy ... Two-time Section 5 most valuable player ... All-state selection all four years ... Participated in the USA Volleyball High Performance Camp in the summer of 2003 ... Was selected to participate in the USA Holiday

Training Camp ... Member of the Volley FX club team in Rochester, N.Y., for three years ... During her career, the team posted a 52-3 record ... Her Empire State team won the 2002 and 2003 Scholastic Women's Gold Medals ... Was class valedictorian ... Four-time student scholar athlete and was a member of the Math League, Spanish Club, Key Club, Gifted and Talented Club and Students Against Drunk Driving.

**Personal:** Jennifer Marie Albrecht was born May 18, 1986, in Rochester, N.Y. ... Is the daughter of Thomas and Marguerite Albrecht ... Has one sibling, an older brother, Joshua ... Enrolled in university studies.



JEN'S STATISTICS

Year	GP	K	E	TA	PCT	KPG	AST	SA	DIG	BS	BA
2004	35	33	21	123	.098	0.94	11	0	10	3	11
<b>Total</b>	<b>35</b>	<b>33</b>	<b>21</b>	<b>123</b>	<b>.098</b>	<b>0.94</b>	<b>11</b>	<b>0</b>	<b>10</b>	<b>3</b>	<b>11</b>

CAREER MATCH HIGHS

Kills ..... 8, at NC State (10/09/04)  
 Attempts ..... 22, twice  
 Pct. .... .500 at Maryland (10/29/04)  
 Service Aces ..... 0  
 Assists ..... 3, twice  
 Digs ..... 4, at NC State (10/09/04)  
 BS ..... 1, three times  
 BA ..... 3, at NC State (10/09/04)

2004 MATCH HIGHS

Kills ..... 8, at NC State (10/09/04)  
 Attempts ..... 22, twice  
 Pct. .... .500 at Maryland (10/29/04)  
 Service Aces ..... 0  
 Assists ..... 3, twice  
 Digs ..... 4, at NC State (10/09/04)  
 BS ..... 1, three times  
 BA ..... 3, at NC State (10/09/04)



# Erin BRUGGER

# #5

OUTSIDE/RIGHT SIDE HITTER • 6-0 • SENIOR • CLIFTON, VA. • CENTREVILLE H.S.

**2004:** Totaled 51 kills in 42 games ... Added 24 total blocks for the Hokies ... Had a season-high nine kills against James Madison.

**2003:** Managed to rack up close to 100 kills while playing in only half of the team's matches ... Fired off five straight service points, including one ace, to lead Tech to a victory over Northern Illinois ... Career-high 15 kills against Seton Hall.

**2002:** Did not play her first year in Blacksburg.

**High School:** Attended Centreville High School where she lettered three times for Coach Ken Moser ... Helped lead her team to the Concorde District Championship and

Northern Region Championship ... As a senior, was named team MVP ... Named first-team All-Concorde District ... Named first-team All-Northern Region ... Garnered second-team all-state honors ... Named first-team All-Met by *The Washington Post* ... Voted Concorde District Tournament MVP and Northern Region Tournament MVP ... Also lettered in swimming ... Played for Asics Metro VBC.

**Personal:** Erin Ann Brugger was born on August 9, 1984, in Columbus, Ohio ... Is the daughter of John and Gail Brugger ... Has two younger sisters, Jenny and Kelly ... Enrolled in psychology.



## ERIN'S STATISTICS


Year	GP	K	E	TA	PCT	KPG	AST	SA	DIG	BS	BA
2002	<i>Did Not Play</i>										
2003	52	97	57	298	.134	1.86	12	5	63	0	15
2004	42	51	34	158	.108	1.21	10	0	13	1	23
<b>Totals</b>	<b>92</b>	<b>148</b>	<b>91</b>	<b>456</b>	<b>.125</b>	<b>1.57</b>	<b>22</b>	<b>5</b>	<b>76</b>	<b>0</b>	<b>38</b>

### CAREER MATCH HIGHS

Kills ..... 15, at Seton Hall (9/28/03)  
 Attempts ..... 35, at Seton Hall (9/28/03)  
 Pct. .... .500, vs. Radford (9/16/03)  
 Assists ..... 3, vs. Miami (Ohio) (8/29/03)  
 Digs ..... 18, vs. Miami (Ohio) (8/29/03)  
 BA ..... 2, three times

### 2004 MATCH HIGHS

Kills ..... 9, at James Madison (9/28/04)  
 Attempts ..... 20, twice  
 Pct. .... .467, vs. James Madison (10/12/04)  
 Assists ..... 2, three times  
 Digs ..... 4, vs. N.C. State (11/5/04)  
 BA ..... 4, vs. Clemson (11/18/04)



# Amanda CLOYD

# #7

LIBERO/OUTSIDE HITTER • 5-8 • SOPHOMORE • MUNCIE, IND. • YORKTOWN H.S.

**2004:** Athletic freshman, who stepped in immediately as a rookie and made an impact ... One of four players to see court time in all 110 games for Virginia Tech ... Started all 29 matches at libero ... Set a new Tech record for digs in a match with 35 against North Carolina ... Led the Hokies with 478 digs for the season ... Finished the season ranked seventh in the Atlantic Coast Conference for digs per game in overall matches (4.35) and conference matches (4.68) ... Totaled 20 or more digs in seven matches ... Had double-digit dig totals in 27 of



Tech's 29 matches ... Opened the season with a career-high five assists versus Ohio ... Second on the team with 31 service aces ... Totaled a career-high three service aces twice in her rookie campaign ... Notched two or more service aces in six matches ... Her total of 478 is the fourth best single-season total in Tech school history.

**High School:** Broke the school kill record during her senior year at Yorktown High ... Named the team's most valuable player two straight years ... Named all-county, all-conference, all-area (Muncie, Ind.) and all-state for two consecutive years ... a four-year starter at outside hitter ... Led her team to the 2003 Hoosier Heritage Conference championship ... Five-year starter on the Munciana Open club team ... An all-state academic selection and received the Yorktown academic excellence award.

**Personal:** Amanda N. Cloyd was born April 15, 1986, in Muncie, Ind. ... Is the daughter of Greg and Barb Cloyd ... Has one sibling, a younger brother, Brandyn ... Enrolled in university studies.



## AMANDA'S STATISTICS

Year	GP	K	E	TA	PCT	KPG	AST	SA	DIG	BS	BA
2004	110	4	6	22	-.091	0.04	26	26	478	0	0
<b>Total</b>	<b>110</b>	<b>4</b>	<b>6</b>	<b>22</b>	<b>-.091</b>	<b>0.04</b>	<b>26</b>	<b>26</b>	<b>478</b>	<b>0</b>	<b>0</b>

### CAREER MATCH HIGHS

Kills .....1, four times  
 Attempts ..... 3, three times  
 Pct. .... .500 vs. Elon (9/11/04)  
 Service Aces ..... 3, twice  
 Assists .....5, at Ohio (9/01/04)  
 Digs ..... 35, vs. North Carolina (11/06/04)  
 BS ..... 0  
 BA ..... 0

### 2004 MATCH HIGHS

Kills .....1, four times  
 Attempts ..... 3, three times  
 Pct. .... .500 vs. Elon (9/11/04)  
 Service Aces ..... 3, twice  
 Assists .....5, at Ohio (9/01/04)  
 Digs ..... 35, vs. North Carolina (11/06/04)  
 BS ..... 0  
 BA ..... 0



# Rachel DULLA

# #9

DEF. SPECIALIST • 5-8 • SOPHOMORE • ST. CHARLES, ILL. • ST. CHARLES EAST H.S.

**2004:** Played in 89 of 110 games as a true freshman ... Started six matches, and saw action in 25 out of 29 matches during the season ... Finished with 153 digs, good enough for fifth on the team ... Was third for the Hokies with 21 service aces in her rookie season ... Had double-digit dig totals in three matches ... Had a career-high 14 digs against North Carolina ... Totaled seven or more digs in 14 matches ... Recorded three service aces three times during the season; versus Miami and North Carolina and at NC State ... Added 19 assists and one solo block.

**High School:** Three-year starter and team captain of the volleyball team at St. Charles East High School ... In 2001, led her team to a state championship ... A unanimous all-conference selection ... Recipient of the Upstate Eight Sportsmanship award in 2003 ... Averaged 14 assists, four kills and nine digs a match ...

Played for the Sports Performance club team for nine years and team was national runner-up in 2004 ... Selected to play in the Junior Olympic Invitational and was named an All-American in 2002 ... Was a member of the same club as current Hokie Melissa Markowski ... Involved in HOPE, the math honors society and was on the academic all-conference team for three years.

**Personal:** Rachel Dulla was born on January 1, 1986, in St. Charles, Ill. ... Is the daughter of Chris and Cindy Dulla ... Has one sibling, a younger brother, Jeff ... Enrolled in business.



## RACHEL'S STATISTICS

Year	GP	K	E	TA	PCT	KPG	AST	SA	DIG	BS	BA
2004	89	5	1	14	.286	0.06	19	21	153	1	0
<b>Total</b>	<b>89</b>	<b>5</b>	<b>1</b>	<b>14</b>	<b>.286</b>	<b>0.06</b>	<b>19</b>	<b>21</b>	<b>153</b>	<b>1</b>	<b>0</b>

### CAREER MATCH HIGHS

Kills ..... 1, five times  
 Attempts ..... 2, twice  
 Pct. ....1.000, four times  
 Service Aces ..... 3, three times  
 Assists .....4, vs. Miami (9/26/04)  
 Digs .....14, vs. North Carolina (11/6/04)  
 BS ..... 1, at North Carolina ((10/8/04)  
 BA ..... 0

### 2004 MATCH HIGHS

Kills ..... 1, five times  
 Attempts ..... 2, twice  
 Pct. ....1.000, four times  
 Service Aces ..... 3, three times  
 Assists .....4, vs. Miami (9/26/04)  
 Digs .....14, vs. North Carolina (11/6/04)  
 BS ..... 1, at North Carolina ((10/8/04)  
 BA ..... 0



# Katie ESBROOK

# #1

MIDDLE HITTER • 6-1 • JUNIOR • LAKE IN THE HILLS, ILL. • BARRINGTON H.S.

**2004:** One of four players to see the floor in all 110 games for the Hokies, starting all 29 of Tech's matches at middle hitter ... Second on the team with 364 kills ... Led the team for second straight season with a .309 hitting percentage, with a .332 hitting percentage in conference games ... Set a new career high with 23 kills against North Carolina ... Hit a career-high .621 against Clemson, recording 21 kills on 29 attempts and three errors ... Tops for the Hokies with 18 solo and 91 total blocks as a sophomore ... Totaled 10 or more kills 21 times, 20 or more kills three times ... Totaled 15 service aces and 98 total digs ... Was 10th in the ACC in hitting percentage, third in conference games only, with a .332 average ... Selected as a member of the VaSID second team ... Was named to the Hokie Fall Invite and Outback Tournament hosted by Georgia all-tournament teams.

**2003:** Contributed immediately as a true freshman ... Played in all but three games ... Led the Hokies in hitting percentage (.333), aces (41), solo blocks (21), block assists (97), total blocks (118) and blocks per game (1.18) ... Her team-high .333 hitting percentage was third all-time at Tech for a season ... Her 118 total blocks were the ninth most in a season for a Hokie ... Had the second best hitting percentage in the BIG EAST during conference matches at .362 ... In overall matches, was fourth in the conference in blocks and fifth in the BIG EAST in aces ... Had one or more aces in 19 matches ... In her first collegiate start against Campbell, tallied three aces, 12 kills, five total blocks (two solo, three assisted) and hit .529 ... A natural blocker ... Recorded six block assists against East Tennessee State ... Personal-best three solo blocks at the College of Charleston ... Named BIG EAST Rookie of the Week (10/27/03) after her efforts against Connecticut and St. John's ... Named to the All-BIG EAST honorable mention team ... One of only two freshmen recognized with post-season awards in 2003 ... Tabbed as an American Volleyball Coaches Association (AVCA) All-Northeast Honorable Mention ... Named to the VaSID All-State University Division Second Team ... Sole freshman on any all-state list.

**High School:** Four-year letterwinner for Coach Karen Traub at Barrington High School ... Named to the all-conference team ... Received all-area third-team honors ... Served as team

captain ... Helped lead her team to two second-place finishes in the state tournament ... Was honored with the "Best of Barrington" athlete award ... Earned All-America status while playing AAUs ... Played for Sports Performance VBC, winning a national championship in 2003.

**Personal:** Catherine V. Esbrook was born on October 10, 1984, in Barrington, Ill. ... Is the daughter of Randy and Corinne Esbrook ... Has two older sisters, Cheryl and Elizabeth ... Enrolled in human nutrition, foods and exercise.



## KATIE'S STATISTICS


Year	GP	K	E	TA	PCT	KPG	AST	SA	DIG	BS	BA
2003	100	263	76	561	.333	2.63	15	41	166	21	97
2004	110	364	125	774	.309	3.31	9	15	98	18	73
<b>Totals</b>	<b>210</b>	<b>627</b>	<b>201</b>	<b>1,335</b>	<b>.319</b>	<b>2.99</b>	<b>24</b>	<b>56</b>	<b>264</b>	<b>39</b>	<b>170</b>

### CAREER MATCH HIGHS

Kills ..... 23, North Carolina (11/6/04)  
 Attempts ..... 46, North Carolina (11/6/04)  
 Pct. .... .621, vs. Clemson (11/18/04)  
 Service Aces ..... 5, Cleveland St. (9/20/03)  
 Assists ..... 5, vs. Cleveland State (9/20/03)  
 Digs ..... 15, vs. Northern Illinois (9/19/03)  
 BS ..... 3, twice  
 BA ..... 7, vs. Villanova (11/10/03)

### 2004 MATCH HIGHS

Kills ..... 23, North Carolina (11/6/04)  
 Attempts ..... 42, North Carolina (11/6/04)  
 Pct. .... .621, vs. Clemson (11/18/04)  
 Service Aces ..... 2, four times  
 Assists ..... 3, vs. Western Michigan (9/18/04)  
 Digs ..... 7, vs. Western Michigan (9/18/04)  
 BS ..... 3, James Madison (10/12/04)  
 BA ..... 6, North Carolina (11/6/04)



# Liz KAPP

# #4

MIDDLE HITTER • 6-1 • SENIOR • AURORA, COLO. • GRANDVIEW H.S.

**2004:** Was injured early in the season after starting 14 matches at middle hitter ... Finished with 86 kills in 52 games played for Tech ... Had 41 total blocks, three solo, in limited action ... Started season strong with career-high 17 kills in second contest, a win over Appalachian State ... Totaled seven blocks or more on two occasions.

**2003:** Registered the team's only solo block against BIG EAST foe Rutgers ... Had seven kills while hitting .455 against Radford ... Played one of her best matches of the season in near upset of No. 12 Notre Dame in South Bend, Ind. ... Recorded new bests in kills (9), attempts (22), digs (4) and block assists (2) against the Irish.

**2002:** Appeared in 19 matches, playing in 28 games for the Hokies ... Finished fourth on the team with five solo blocks ... Tallied 32 kills on the season ... Recorded a season-high seven kills on 13 attempts against Providence ... Notched three digs in the win over Radford ... Had a season-high .750 hitting percentage (3-0-4) against St. John's ... Tallied two kills

on four attempts in the win over James Madison.

**High**

**School:** A four-year letterwinner for Coach Patty Childress at Grandview High School ... Was a three-time first-team all-conference selection ... Was a two-time honorable mention all-state selection and team MVP ... Was named to the 2001 5A senior all-star team ... Played for Front Range VBC.

**Personal:**

Elisabeth Erin Kapp was born on January 13, 1984, in Aurora, Colo. ... Is the daughter of Greg and Donna Kapp ... Has three younger siblings, Daryl, Lydia and Joel ... Is enrolled in international studies.



## LIZ'S STATISTICS


Year	GP	K	E	TA	PCT	KPG	AST	SA	DIG	BS	BA
2002	28	32	12	75	.267	1.14	0	2	11	5	1
2003	30	44	20	124	.194	1.46	12	3	14	3	10
2004	52	86	50	254	.142	1.65	6	0	10	3	38
<b>Totals</b>	<b>82</b>	<b>130</b>	<b>70</b>	<b>378</b>	<b>.159</b>	<b>1.59</b>	<b>18</b>	<b>5</b>	<b>35</b>	<b>11</b>	<b>49</b>

**CAREER MATCH HIGHS**

Kills ..... 17, vs. Appalachian State (9/03/04)  
 Attempts . 31, vs. Appalachian State (9/03/04)  
 Pct. .... .750 (3/0/4), vs. St. John's (11/3/02)  
 Service Aces ..... 1, five times  
 Digs ..... 4, Miami (Ohio) (8/29/03)  
 BS ..... 2, vs. Oakland (9/6/02)  
 BA ..... 7, twice

**2004 MATCH HIGHS**

Kills ..... 17, vs. Appalachian State (9/03/04)  
 Attempts . 31, vs. Appalachian State (9/03/04)  
 Pct. .... .452, vs. Appalachian State (9/03/04)  
 Service Aces ..... 0  
 Digs ..... 2, vs. Tennessee (9/17/04)  
 BS ..... 1, three times  
 BA ..... 7 twice



# Allie KUPEC

# #15

MIDDLE/R.S. HITTER • 6-1 • JUNIOR • COLUMBIA, MD. • RIVER HILL H.S.

**2004:** Started the season as the right side attacker, but moved to middle hitter when injury forced head coach Greg Smith to change the lineup ... Played in 108 of Tech's 110 games ... Started 28 out of 29 games in only her second season in Blacksburg ... Finished the season with 238 kills, good enough for third best on the team ... Was second on the squad with 69 total blocks and second with seven solo blocks ... In 11 games last season she totaled 10 or more kills ... Set a new career-high with 15 kills against Liberty ... Had a career high 35 attempts in a match versus Georgia ... Tied her career high with seven block assists against Clemson in the Atlantic Coast Conference Tournament.

**2003:** Gained valuable experience playing in 94 games as a true freshman ... Ranked second on the team in total blocks (98) and fourth in both hitting percentage (.218) and kills (171) ... In her first collegiate start against Miami (Ohio), tallied 13 kills, hit an impressive .524 and racked up a game-high five block assists ... After a strong debut at the Hokie Classic, was named to the all-tournament team ... Also named the first BIG EAST Rookie of the Week for 2003 ... Strong server ... Recorded

nine straight service points against East Tennessee State ... Finished the match with a personal best six aces ... Played a solid match against Connecticut with 14 kills, a .423 hitting percentage, one solo block and a career-high seven block assists.

**High School:** Attended River Hill High School where she earned three varsity letters for Coach Sybil Modispacher ... Helped lead her team to the 2000 state semifinals ... Earned team MVP honors in 2002 ... Selected to the 2002 *Baltimore Sun* and *Washington Post* first teams ... Was second-team all-Metro ... Helped lead her team to the 2001 county championship ... Served as team captain during the 2001 and 2002 seasons ... Also lettered four years in basketball ... Played for Metro American Juniors VBC.

**Personal:** Allison Victoria Kupec was born May 29, 1985, in Lake Forest, Ill. ... Is the daughter of C.J. and Vicki Kupec ... Father was an All-America basketball player at the University of Michigan before playing for the Los Angeles Lakers and the Houston Rockets of the NBA ... Brother Chris plays football at Southern Illinois ... Enrolled in communications.



## ALLIE'S STATISTICS

Year	GP	K	E	TA	PCT	KPG	AST	SA	DIG	BS	BA
2003	94	171	79	422	.218	1.82	6	29	38	9	89
2004	108	238	131	643	.166	2.20	20	0	32	7	62
<b>Total</b>	<b>202</b>	<b>409</b>	<b>210</b>	<b>1065</b>	<b>.187</b>	<b>2.02</b>	<b>26</b>	<b>29</b>	<b>70</b>	<b>16</b>	<b>151</b>

### CAREER MATCH HIGHS

Kills ..... 15, vs. Liberty (9/14/2004)  
 Attempts ..... 35, at Georgia (9/11/2004)  
 Pct. .... .750, vs. Campbell (8/30/03)  
 Service Aces ... 6, East Tennessee St. (8/30/03)  
 Assists ..... 3, vs. Lehigh (9/4/04)  
 Digs ..... 6, East Tennessee St. (8/30/03)  
 BS ..... 2, twice  
 BA ..... 7, twice

### 2004 MATCH HIGHS

Kills ..... 15, vs. Liberty (9/14/2004)  
 Attempts ..... 35, at Georgia (9/11/2004)  
 Pct. .... .571, vs. Lehigh (9/4/04)  
 Service Aces ..... 0  
 Assists ..... 3, vs. Lehigh (9/4/04)  
 Digs ..... 3, five times  
 BS ..... 2, vs. Miami (9/26/04)  
 BA ..... 7, vs. Clemson (11/18/04)





# Melissa

# #3

# MARKOWSKI

SETTER • 5-9 • GLEN ELLYN, ILL. • ST. FRANCIS H.S.

**2004:** Started all 29 matches for the Hokies as head coach Greg Smith's court general ... Third consecutive season with over 1,000 assists ... Finished her junior year ranked third all-time at Tech with 3,392 ... Finished eighth in the Atlantic Coast Conference with a 11.95 assists per game average ... Was seventh in ACC-only matches with a 12.31 assists per game average ... Selected as a member of the VaSID second team for the second year in a row ... Had a season-high eight kills in a match at NC State ... Totaled 50 or more assists in 10 matches, 60 or more in three matches ... Totaled a season-high 67 assists, 10 digs and five total blocks against North Carolina ... Recorded double-digit digs matches in 12 matches ... In three games at the Outback Tournament hosted by Georgia, she averaged 11.45 assists per game, totaled five service aces and 25 digs to earn all-tournament accolades ... Dug a season-high 18 balls on two occasions, both on the road, versus NC State and Wake Forest ... Averaged 11.50 assists per game, totaled four services aces and 20 digs, earning

all-tournament team honors at the Hokie Fall Invite.

**2003:** Played in all but one game as a sophomore ... Led the team in assists (1,195) and assists per game (11.72) ... Finished the year fourth all-time at Virginia Tech with a single season hitting percentage of .305 ... Ranked third in the BIG EAST in total assists ... Reached her 200th kill, 2,000th assist, 50th ace, 500th dig and 100th block assist in only her second season as a Hokie ... Tallied 50 or more assists in nine matches ... Finished the year with 14 double-doubles ... Recorded an ace in 16 matches ... Registered eight blocks and 156 assists in three matches at the 2003 NC State Invitational ... Was one kill shy of recording a triple-double against Virginia, finishing the match with nine kills, 41 assists and 12 digs ... Hit seven out of eight kills against Radford for a .875 hitting percentage ... Recorded 94 assists at the Virginia Tech Invite en route to an all-tournament selection ... Had best defensive game in her career with six total blocks (one solo, five assists) against Cleveland State ... Named co-BIG EAST Player of the Week (11/3/03) after dishing out 37 assists and hitting .750 in the Hokies' upset of Pittsburgh ... All-BIG EAST Honorable Mention ... Selected as a member of the VaSID second team ... Was named to the COSIDA Academic All-District III third team.

**2002:** Had an immediate impact as a true freshman ... One of only two players to play in all 118 games ... Tallied 1,423 assists for the season, placing her third on the school's all-time

list for most assists in a single season ... Dished out a career-high 70 assists against Rutgers ... Recorded a career-high 22 digs in the same match ... Named BIG EAST Rookie of the Week three times ... Notched 60 assists in the win over Radford ... Recorded double-digit assist and dig totals in the same match 11 times ... Posted 50 or more assists 10 times ... Had nine kills against Boston College ... Notched a career-high six service aces against Providence ... Recorded 272 digs on the season ... Had 46 total blocks, including 43 block assists ... Averaged 12.06 assists per game ... Ranked first in the BIG EAST in total assists and fourth in assists per game ... Had 63 assists against Boston College ... Dished out 42 assists at the BIG EAST Championship against Miami ... Named to the VaSID all-state second team.

**High School:** Attended St. Francis High School where she lettered two times for Coach Peg Kopec ... Garnered first-team all-state and *Chicago Tribune* second-team all-state honors her senior season ... Named 2001 conference player of the year ... St. Francis team MVP ... A National Merit Semi-Finalist ... Played for Sports Performance VBC.

**Personal:** Melissa Marie Markowski was born on November 22, 1983, in Milwaukee, Wisc. ... Is the daughter of Paul and Kerry Markowski ... Has an older sister, Megan, who played volleyball for Northern Illinois, as well as a younger sister and brother, Lauren and Brendan ... Enrolled in human nutrition, foods and exercise.



## MELISSA'S STATISTICS

Year	GP	K	E	TA	PCT	KPG	AST	SA	DIG	BS	BA
2002	118	128	50	360	.217	1.08	1,423	38	272	3	43
2003	102	107	28	259	.305	1.05	1,195	23	283	2	64
2004	110	99	37	251	.247	0.90	1,314	14	287	3	46
<b>Total</b>	<b>330</b>	<b>324</b>	<b>115</b>	<b>870</b>	<b>.252</b>	<b>1.01</b>	<b>3,932</b>	<b>75</b>	<b>842</b>	<b>8</b>	<b>153</b>

### CAREER MATCH HIGHS

Kills ..... 9, three times  
 Attempts ..... 20, twice  
 Pct. .... .875 vs. Radford (9/16/03)  
 Service Aces ..... 6, at Providence (10/28/02)  
 Assists ..... 70, vs. Rutgers (10/13/02)  
 Digs ..... 22, vs. Rutgers (10/13/02)  
 BS ..... 1, five times  
 BA ..... 5, three times

### 2004 MATCH HIGHS

Kills ..... 8, at NC State (10/09/04)  
 Attempts ..... 17, at NC State (10/09/04)  
 Pct. .... .750 vs. Lehigh (9/04/04)  
 Service Aces ..... 2, four times  
 Assists ..... 67, vs. North Carolina (11/06/04)  
 Digs ..... 18, twice  
 BS ..... 1, three times  
 BA ..... 5, at North Carolina (11/06/04)



# Sarah KING

# #16

LIBERO/DEF. SPECIALIST • 5-4 • SENIOR • ALPHARETTA GA. • MILTON H.S./TUSCULUM

**2004 (at Tusculum):** Played in all 30 matches at libero at Division II Tusculum ... Set numerous school records, including digs in a season (513), digs in a five game match (42), and career digs per game (3.649) ... Averaged 4.66 digs per game and totaled 13 service aces ... Helped her team to average 22.45 digs per game, which ranked third in the NCAA's final statistics.

**2003 (at Tusculum):** Played in 94 games, mostly at the libero position ... Averaged 2.87 digs per game ... Made double-figure digs in 14 matches ... Recorded 20 digs vs. Kentucky State ... Tallied 15 digs on three occasions including Southern Indiana, Lincoln Memorial and Pikeville.

**2002 (at Tusculum):** Freshman team captain ... Led the team in digs, averaging 3.31 per game ... Recorded double-digit digs in 21 outings

... Posted 20 or more digs four times ... Made season-best 28 digs at Newberry ... Had 20+ digs in three straight matches (Catawba, Lenoir-Rhyne, Converse) ... Tallied 12 kills vs. Francis Marion ... Posted a .600 hitting percentage against FMU.

**High School:** Graduated from Milton High School in Alpharetta, Ga. ... Coached by Deb

Schaefer ... Three-time letterwinner in volleyball ... 2000 Coach's Award recipient ... Led her team to the state semifinals, finishing third ... Played for North Atlanta at the club level.

**Personal:** Full name is Sarah Christine King ... Born March 26, 1984, in Hinsdale, Ill. ... Is the daughter of Andrew and Rebecca King ... Enrolled in fine arts.

## SARAH'S STATISTICS

Year	GP	K	E	TA	PCT	KPG	AST	SA	DIG	BS	BA
2002(Tusc.)	121	72	53	319	.060	0.60	20	17	400	0	5
2003(Tusc.)	94	1	8	48	-.146	0.01	0	1	273	0	2
2004(Tusc.)	110	5	9	80	-.050	0.05	31	13	513	0	0
<b>Total</b>	<b>325</b>	<b>78</b>	<b>70</b>	<b>447</b>	<b>.018</b>	<b>0.24</b>	<b>51</b>	<b>31</b>	<b>1,186</b>	<b>0</b>	<b>7</b>



# Kendra SYTSMA

# #11

OUTSIDE/R.S. HITTER • 6-0 • JUNIOR • MADISON, WIS. • MADISON WEST H.S./TROY

**2004 (at Troy):** Led team with 215 kills as a sophomore ... Started 22 of 27 matches for Troy, playing 80 out of a possible 93 games ... Totaled 11 service aces and was sixth on the squad with 142 digs ... Was fifth with 34 total blocks, second with eight block solos ... Was tops with 681 attempts and finished with a .132 hitting percentage.

**2003 (at Troy):** Played in all 27 matches and 98 games for Troy ... Finished third on the team with 262 kills, averaging 2.62 kills per game ... Was named to the A-Sun All-Freshman team ... Had 15 double-digit kill matches ... Notched 18 kills and 14 digs in 3-1 win over Jacksonville ... Had four blocks in match vs. Stetson ... Had 19 digs in match at Wofford ... Had 22 service aces ... Earned

academic all-conference honors.

**High School:** Lettered four years at Madison West High School in Madison, Wis. ... A member of the National Honor Society, she finished her high school studies with a 3.89 grade point average ... Named first-team all-conference and first-team all-city her last two seasons ... Named all-city "Player of the Year" following her junior and senior seasons as well ... Also lettered in

basketball and track & field for one year ... Led the Wisconsin Power club team to the national tournament in 2002 and 2003, starring four years for the Power.

**Personal:** Kendra J. Sytsma was born December 23, 1984, in Sacramento, Calif. ... Is the daughter of Ken and Jackie Sytsma ... Has six siblings, Jacoba, Jesse, Jane, Kayla, Kendall and Jaquwon ... Enrolled in human development.

## KENDRA'S STATISTICS

Year	GP	K	E	TA	PCT	KPG	AST	SA	DIG	BS	BA
2003(Troy)	98	262	123	719	.193	2.67	17	22	239	3	25
2004(Troy)	80	215	125	681	.132	2.69	21	11	142	8	26
<b>Total</b>	<b>178</b>	<b>477</b>	<b>248</b>	<b>1400</b>	<b>.164</b>	<b>2.68</b>	<b>38</b>	<b>33</b>	<b>381</b>	<b>11</b>	<b>51</b>




# Kirstyn #14 GODWIN

SETTER/DEF. SPECIALIST • 5-11 • FRESHMAN • WOODSTOCK GA. • ETOWAH H.S.

**High School:** Lettered four years at Etowah High School for Coach William Riggs ... Led team to the state final four as a senior and final eight as a freshman ... Named an all-state player ... Named first-team all-region and all-county ...

Named "Best All-Around" as a senior ... Served as team captain her junior and senior years ... Graduated ninth in her class ... Member of the National Society of High School Scholars ... Played for A5 volleyball program.

**Personal:** Kirstyn Elizabeth Godwin was born Sept. 15, 1986, in Atlanta, Ga. ... Is the daughter of Pam and Rob Godwin ... Has a brother Jason, who plays baseball for Shorter College ... Enrolled in engineering.




# Cathy #13 JANSEN

R.S./OUTSIDE HITTER • 5-11 • FRESHMAN • OVERLAND PARK, KAN. • ST. THOMAS AQUINAS H.S.

**High School:** Graduated from St. Thomas Aquinas High School ... Lettered three years for Coach Kim Bogart ... Led her team to a third-place finish in the 6-A Kansas state tournament and was named to the Kansas All-Star team in

2004 ... Was on the honor roll every semester of high school ... Earned two letters in track, finishing fourth in the state in the high jump as a senior ... Competed at the club level for the K.C. Power team.

**Personal:** Catherine D. Jansen was born June 29, 1987, in Overland Park, Kan. ... Is the daughter of Chuck and Diane Jansen ... Has two brothers, Jason, who plays football at Iowa State, and Kevin ... Enrolled in communications.



# Sarah #10 MUNOZ

OUTSIDE HITTER • 5-11 • FRESHMAN • ENCINITAS, CALIF. • SANTA FE CHRISTIAN H.S.

**High School:** A prep All-American at Santa Fe Christian High School, starting four years for Coach Diane Pascua ... As a junior, she led her team to a Division V California State Championship, with a runner-up finish her senior and sophomore years

... Named to state championship all-tournament team her junior and senior years ... Named as a National Christian School All-American ... A four-time all-academic team selection ... Played for the Epic Volleyball Club.

**Personal:** Sarah Ana Munoz was born February 20, 1987, in LaJolla, Calif. ... Is the daughter of Jose and Lindy Munoz ... Has two sisters, Mary and Rachel ... Majoring in university studies.

# 2005 OPPONENTS

## COLORADO STATE

Location: Fort Collins, Colo.  
Nickname: Rams  
Colors: Green and Gold  
Facility: Moby Arena (8,745)  
Conference: Mountain West  
Last Meeting: Sept. 6, 1996 (CS, 3-1)  
Head Coach: Tom Hilbert  
2004 Record: 26-4 (13-1, T-1st)  
Volleyball SID: Heather Kennedy  
SID Phone: (970) 491-5705  
SID Fax: (970) 491-1348  
E-mail: hkennedy@lamar.colostate.edu  
Web: www.csurams.com

## GEORGETOWN

Location: Washington, D.C.  
Nickname: Hoyas  
Colors: Blue and Gray  
Facility: McDonough Gym (2,200)  
Conference: BIG EAST  
Last Meeting: Oct. 12, 2003 (VT, 3-1)  
Head Coach: Li Liu  
2004 Record: 17-12 (4-6, 7th)  
Volleyball SID: Renee Carter  
SID Phone: (202) 687-2492  
SID Fax: (202) 687-5241  
E-mail: constanr@georgetown.edu  
Web: www.guhoyas.com

## MIAMI (OHIO)

Location: Oxford, Ohio  
Nickname: RedHawks  
Colors: Red and White  
Facility: Millett Hall (6,400)  
Conference: Mid-American  
Last Meeting: Aug. 29, 2004 (VT, 3-1)  
Head Coach: Carolyn Condit  
2004 Record: 9-18 (7-9, T-4th-East)  
Volleyball SID: Angie Renninger  
SID Phone: (513) 529-6239  
SID Fax: (513) 529-6729  
E-mail: RENNINAL@muohio.edu  
Web: www.MURedHawks.com

## MISSISSIPPI STATE

Location: Starkville, Miss.  
Nickname: Bulldogs  
Colors: Maroon and White  
Facility: Newell-Grissom Building  
Conference: Southeastern  
Last Meeting: First Meeting  
Head Coach: Tina Seals  
2004 Record: 14-16 (5-11)  
Volleyball SID: Joe Dier  
SID Phone: (662) 325-0540  
SID Fax: (662) 325-3654  
E-mail: jbdier@athletics.msstate.edu  
Web: www.MStateAthletics.com

## NORTHERN COLORADO

Location: Greeley, Colo.  
Nickname: Bears  
Colors: Blue and Gold  
Facility: Butler-Hancock Sports Pavilion  
Conference: Independent  
Last Meeting: First Meeting  
Head Coach: Lyndsey Benson  
2004 Record: 25-9  
Volleyball SID: Kyle Schwartz  
SID Phone: (970) 351-2522  
SID Fax: (970) 351-1995  
E-mail: Kyle.Schwartz@unco.edu  
Web: www.UNCBears.com

## OREGON STATE

Location: Corvallis, Ore.  
Nickname: Beavers  
Colors: Orange and Black  
Facility: Gill Coliseum  
Conference: Pacific-10  
Last Meeting: First Meeting  
Head Coach: Terry Liskevych  
2004 Record: 12-16 (5-13)  
Volleyball SID: Jason Amberg  
SID Phone: (541) 737-7469  
SID Fax: (541) 737-3072  
E-mail: jason.amborg@oregonstate.edu  
Web: www.osubeavers.com

## UC IRVINE

Location: Irvine, Calif.  
Nickname: Anteaters  
Colors: Blue and Gold  
Facility: Crawford Hally Gym (1,400)  
Conference: Big West  
Last Meeting: Sep. 13, 1989 (UCI, 3-0)  
Head Coach: Charlie Brande  
2004 Record: 18-11 (11-7, T-4th)  
Volleyball SID: Fumi Kimura  
SID Phone: (949) 824-9474  
SID Fax: (949) 824-1777  
E-mail: fkimura@uci.edu  
Web: www.athletics.uci.edu

## WISCONSIN MILWAUKEE

Location: Milwaukee, Wis.  
Nickname: Panthers  
Colors: Black and Gold  
Facility: Klotsche Center (2,500)  
Conference: Horizon League  
Last Meeting: Oct. 13, 1991 (VT, 3-0)  
Head Coach: Kathy Litzau  
2004 Record: 19-8 (13-1, 1st)  
Volleyball SID: Kevin O'Connor  
SID Phone: (414) 229-5674  
SID Fax: (414) 750-0298  
E-mail: conway2@uwm.edu  
Web: www.uwmpanthers.com

## WRIGHT STATE

Location: Dayton, Ohio  
Nickname: Raiders  
Colors: Hunter Green and Gold  
Facility: C.J. McLin Gymnasium  
Conference: Horizon League  
Last Meeting: Sept. 13, 1996 (VT, 3-1)  
Head Coach: Trina Smith  
2004 Record: 4-26 (2-12)  
Volleyball SID: Matt Zircher  
SID Phone: (937) 775-2831  
SID Fax: (937) 775-2818  
E-mail: matt.zircher@wright.edu  
Web: www.wsuraiders.com



## TOURNAMENT SCHEDULES

### 2005 Hokie Fall Invite

- Fri., Sept. 2 Wis.-Milwaukee vs. Mississippi State, 5 p.m.  
**Georgetown vs. Virginia Tech, 7 p.m.**  
Sat., Sept. 3 Mississippi State vs. Georgetown, 10 a.m.  
**Wis.-Milwaukee vs. Virginia Tech, Noon**  
Georgetown vs. Wis.-Milwaukee, 5 p.m.  
**Mississippi State vs. Virginia Tech, 7 p.m.**

### 2005 University Park Classic

- Fri. Sept. 9 **Oregon State vs. Virginia Tech, 5 p.m.**  
UC Irvine vs. Colorado State, 7 p.m.  
Sat. Sept. 10 UC Irvine vs. Oregon State, 10 a.m.  
**Virginia Tech vs. Colorado State, Noon**  
**UC Irvine vs. Virginia Tech, 5 p.m.**  
Oregon State vs. Colorado State, 7 p.m.

### 2005 Miami (Ohio) Classic

- Fri., Sept. 16 Northern Colorado vs. Wright State, 5 p.m.  
**Miami (Ohio) vs. Virginia Tech, 7 p.m.**  
Sat., Sept. 17 **Virginia Tech vs. Northern Colorado, 10 a.m.**  
Miami (Ohio) vs. Wright State, Noon  
**Wright State vs. Virginia Tech, 4 p.m.**  
Miami (Ohio) vs. Northern Colorado, 7 p.m.

## ATLANTIC COAST CONFERENCE VOLLEYBALL TEAM QUICK FACTS

### BOSTON COLLEGE

Location: Chestnut Hill, Mass.  
Nickname: Eagles  
Colors: Maroon and Gold  
Facility: Power Gym (1,000)  
Conference: Atlantic Coast  
Last Meeting: Oct. 3, 2004 (BC, 1-3)  
Head Coach: Andrea Leonard  
2004 Record: 20-12 (6-4, 4th BIG EAST)  
Volleyball SID: Caroline Cottet  
SID Phone: (617) 552-2094  
SID Fax: (617) 552-4903  
E-mail: cottetc@bc.edu  
Web: www.bceagles.com

### CLEMSON

Location: Clemson, S.C.  
Nickname: Tigers  
Colors: Burnt Orange and Northwest Purple  
Facility: Jervy Gymnasium (2,000)  
Conference: Atlantic Coast  
Last Meeting: Nov. 18, 2004 (CU, 3-2)  
Head Coach: Jolene Jordan Hoover  
2004 Record: 20-14 (7-9, T-8th)  
Volleyball SID: TBD  
SID Phone: (864) 656-2114  
SID Fax: (864) 656-0299  
E-mail: TBD  
Web: www.clemsontigers.com

### DUKE

Location: Durham, N.C.  
Nickname: Blue Devils  
Colors: Royal Blue and White  
Facility: Cameron Indoor Stadium (9,314)  
Conference: Atlantic Coast  
Last Meeting: Nov. 12, 2004 (DU, 0-3)  
Head Coach: Jolene Nagel  
2004 Record: 20-10 (10-6, 3rd)  
Volleyball SID: TBD  
SID Phone: (919) 684-2633  
SID Fax: (919) 812-2489  
E-mail: TBD  
Web: www.GoDuke.com

### FLORIDA STATE

Location: Tallahassee, Fla.  
Nickname: Seminoles  
Colors: Garnet and Gold  
Facility: Tully Gymnasium (3,500)  
Conference: Atlantic Coast  
Last Meeting: Oct. 22, 2004 (FS, 3-0)  
Head Coach: Todd Kress  
2004 Record: 18-11 (9-7, T-4th)  
Volleyball SID: Tamara Metcalfe  
SID Phone: (850) 644-3920  
SID Fax: (850) 644-3820  
E-mail: tmetcalf@mailers.fsu.edu  
Web: www.seminoles.com

### GEORGIA TECH

Location: Atlanta, Ga.  
Nickname: Yellow Jackets  
Colors: Old Gold and White  
Facility: O'Keefe Gymnasium (1,356)  
Conference: Atlantic Coast  
Last Meeting: Oct. 3, 2004 (GT, 3-0)  
Head Coach: Bond Shymansky  
2004 Record: 27-7 (16-0, 1st)  
Volleyball SID: Melissa Jenkins  
SID Phone: (404) 894-5445  
SID Fax: (404) 894-1248  
E-mail: mjenkins@at.gtac.gatech.edu  
Web: www.ramblinwreck.com

### MARYLAND

Location: College Park, Md.  
Nickname: Terrapins  
Colors: Red, White, Black and Gold  
Facility: Comcast Center Pavilion (1,500)  
Conference: Atlantic Coast  
Last Meeting: Oct. 29, 2004 (UM, 3-0)  
Head Coach: Janice Kruger  
2004 Record: 18-15 (7-9, T-7th)  
Volleyball SID: Amy Mulligan  
SID Phone: (301) 314-7068  
SID Fax: (301) 314-9094  
E-mail: mulligan@umd.edu  
Web: www.umterps.com

### MIAMI

Location: Coral Gables, Fla.  
Nickname: Hurricanes  
Colors: Orange, Green and White  
Facility: Knight Sports Complex (1,200)  
Conference: Atlantic Coast  
Last Meeting: Oct. 24, 2004 (UM, 3-0)  
Head Coach: Nicole Lantagne Welch  
2004 Record: 17-9 (11-2, 2nd)  
Volleyball SID: Elaine Cardenas  
SID Phone: (305) 284-3244  
SID Fax: (305) 284-2807  
E-mail: ecardenas@miami.edu  
Web: www.hurricanesports.com

### NORTH CAROLINA

Location: Chapel Hill, N.C.  
Nickname: Tar Heels  
Colors: Carolina Blue and White  
Facility: Carmichael Auditorium (9,100)  
Conference: Atlantic Coast  
Last Meeting: Nov. 6, 2004 (VT, 3-2)  
Head Coach: Joe Sagula  
2004 Record: 19-15 (9-7, T-4th)  
Volleyball SID: Bobby Hundley  
SID Phone: (919) 843-5678  
SID Fax: (919) 962-0612  
E-mail: bhundley@uncaa.unc.edu  
Web: www.TarHeelBlue.com

### NORTH CAROLINA STATE

Location: Raleigh, N.C.  
Nickname: Wolfpack  
Colors: Red and White  
Facility: Reynolds Coliseum (12,400)  
Conference: Atlantic Coast  
Last Meeting: Nov. 5, 2004 (VT, 3-2)  
Head Coach: Mary Byrne  
2004 Record: 10-21 (0-16, 11th)  
Volleyball SID: Bill Newton  
SID Phone: (919) 515-2102  
SID Fax: (919) 515-2898  
E-mail: bill\_newton@ncsu.edu  
Web: www.gopack.com

### VIRGINIA

Location: Charlottesville, Va.  
Nickname: Cavaliers  
Colors: Navy and Orange  
Facility: Memorial Gymnasium (836)  
Conference: Atlantic Coast  
Last Meeting: Oct. 30, 2004 (UVA, 3-1)  
Head Coach: Melissa Aldrich Shelton  
2004 Record: 19-11 (8-8, 6th)  
Volleyball SID: Bill Hurd  
SID Phone: (434) 982-5500  
SID Fax: (434) 982-5525  
E-mail: wlh4q@virginia.edu  
Web: www.virginiasports.com

### VIRGINIA TECH

Location: Blacksburg, Va.  
Nickname: Hokies  
Colors: Chicago Maroon and Burnt Orange  
Facility: Cassell Coliseum (10,052)  
Conference: Atlantic Coast  
Last Meeting: N/A  
Head Coach: Greg Smith  
2004 Record: 13-16 (7-9, T-7th)  
Volleyball SID: Brooke Frederickson  
SID Phone: (540) 231-6726  
SID Fax: (540) 231-6984  
E-mail: bmfreder@vt.edu  
Web: www.hokiesports.com

### WAKE FOREST

Location: Winston-Salem, N.C.  
Nickname: Demon Deacons  
Colors: Old Gold and Black  
Facility: Reynolds Gymnasium (2,000)  
Conference: Atlantic Coast  
Last Meeting: Nov. 13, 2004 (WF, 3-1)  
Head Coach: Heather Kahl  
2004 Record: 13-17 (4-12, 10th)  
Volleyball SID: Samantha Perry  
SID Phone: (336) 758-5842  
SID Fax: (336) 758-5140  
E-mail: perryrgb@wfu.edu  
Web: www.wakeforestsports.com

# 2004 REVIEW

The Virginia Tech volleyball team ended the 2004 season with a 13-16 overall record, 7-9 in the competitive Atlantic Coast Conference, but finished the year with an impressive 10-3 record at Cassell Coliseum.

Fifth-year head coach Greg Smith returned five starters and four other letterwinners from the 2003 squad that went 13-14 overall and finished tied for fourth in the BIG EAST with a 7-5 record. He would look to senior leaders Annie Spicer and Emily Smith to help guide his squad in its inaugural season in the ACC.

The season did not start off smoothly, with the Hokies falling in straight sets to Ohio University at the Convocation Center in Athens, Ohio.

Sophomore Allie Kupec led the Hokies with 11 kills on 28 attempts. Freshman libero Amanda Cloyd had a strong showing, totaling 14 digs.

The match featured twin sisters Emily and Katie Smith. Emily as a senior captain for Tech, and Katie as a senior captain for Ohio. Both

played outside hitter in the game.

Tech returned home to Blacksburg and, led by a big night from junior Liz Kapp, the Hokies defeated Appalachian State in four games in the 2004 Hokie Fall Invite. Kapp and fellow middle hitter sophomore Katie Esbrook combined for 30 kills to lead the Hokies. Kapp had a career-high 17 kills.

Esbrook led the way with 10 kills in the second match of the Invite, helping the Hokies to defeat Lehigh in straight sets. She hit .533 in the match.

Tech recorded its first single-digit win ever in Game 3, defeating the Mountain Hawks, 30-9. In Game 3, Tech didn't allow more than one point scored in succession and held the Mountain Hawks to a -.240 hitting percentage with 11 errors in 25 attempts and only five kills. Out of the nine points Lehigh scored, three were Tech service errors and one was a hitting error.

In the final game of the Invite, Tech fell in straight sets to non-conference foe Towson. Esbrook and junior Melissa Markowski were both

named to the all-tournament team for their efforts.

The Hokies then headed for Athens, Ga., and the Outback Tournament hosted by the University of Georgia. Spicer had a season-high 17 kills and a career-high eight service aces to pace the Hokies over Louisiana-Monroe in straight sets in their first match.

The team split on the final day of the Outback Tournament, defeating Elon, 3-0, before falling to host Georgia, 3-2, at the Ramsey Center.

Esbrook was named to the all-tournament team for the second week in a row and led the Hokies against Georgia with a career-high 21-kill performance. Spicer added 15 kills and totaled a career-high 25 digs. Markowski was also named to the all-tournament team and led Tech with a team-high 49 assists.

The program recorded its 500th all-time win in Virginia Tech's 27th year of volleyball with a four game, 30-24, 28-30, 30-21, 30-26, victory over Liberty at Cassell Coliseum. Tech was led by Kupec, who recorded a career-high 15 kills.

At the Nike Challenge hosted by Michigan, Tech fell in straight sets to both No. 22-ranked Tennessee and the host Wolverines at the Cliff Keen Arena in Ann Arbor, Mich.

Tech then fell to Western Michigan in a five-game, 30-25, 30-22, 23-30, 24-30, 11-15, marathon match on the final day of the Challenge. Spicer led the Hokies with a match-high 18 kills and added a team-high 15 digs in day two of the tournament.

Next up for Tech would be its first conference match in the ACC with Florida State coming to town. A large crowd was on hand to see the Hokies fight back from a two-game deficit to overcome the Seminoles in five games, 23-30, 27-30, 31-29, 31-29, 15-9, to open the conference season 1-0.

Spicer led Tech with a match-high 22 kills and 15 digs. Esbrook was also in double figures with 19 kills on 37 attempts and only three errors for a match-high .432 hitting percentage.


The win snapped FSU's two-match winning streak and marked the first time Tech had defeated the Seminoles in Blacksburg.

With its next win, the squad earned the nickname "cardiac kids," after its second straight come-from-behind, five-game win moved Tech to 2-0 in the ACC by defeating the visiting Miami Hurricanes in the Hokies' third five-game match in a row.

Esbrook and Smith were in double figures with 13 kills each. Kupec was also in on the action with 11 kills and two solo blocks.

Riding the momentum of back-to-back victories, Spicer led the way with 20 kills in a three-game sweep over the visiting Tigers of Clemson to push the Hokies into first place in the conference with an unblemished 3-0 record.

The Hokies would fall short against Georgia Tech, the 2003 ACC regular season champion, starting a two-game skid that also saw Tech fall



*Katie Esbrook had a team-leading 91 blocks with a .309 hitting percentage last season.*

to the Tar Heels of North Carolina before halting the slide against NC State in another five-game match.

The main story of the night against the Wolfpack was both setters had the last name of Markowski. Melissa Markowski started for the Hokies and her younger sister Lauren started for the NC State.

The Hokie Markowski led Tech with 62 assists and added 18 digs for the match. It was the first-ever face-to-face encounter for the sisters, who also have an older sister who plays at Northern Illinois.

The Hokies would continue to rise to the occasion, when redshirt sophomore Erin Brugger came off the bench to spark the Hokies with nine kills in three games, in a four-game victory over Virginia rival James Madison in Blacksburg.

Spicer then paved the way for the Hokies to a three-game sweep of Wake Forest with a match-high 16 kills and 11 digs for her fourth consecutive double-double.

With the win, Tech had beaten four teams picked to finish above them in the preseason ACC Coaches poll. Wake Forest was picked to finish fourth in the conference, while the Hokies were picked to finish 10th in their inaugural season.

After beginning the season with a 6-2 record, the Hokies struggled through a five-match road trip, falling to Duke, Florida State, Miami, Maryland and in-state rival Virginia before returning home to defeat NC State for the second time in a five-game thriller.

Spicer led the Hokies with a match-high 22-kill performance for her sixth match of the season with 20 or more kills. It was her second 20-kill performance in a row after totaling 27 kills in a 3-1 loss to the Cavaliers.

The Hokie volleyball team then avenged an early season defeat at the hands of North Carolina with a thrilling five-game, 28-30, 30-27, 22-30, 30-27, 15-13, victory in Cassell Coliseum to reclaim some of their swagger.

Cloyd set a new Tech record in the match with 35 total digs. She passed Heather Berglund who totaled 32 in 1992. Cloyd is the first freshman to lead the Hokies in digs since 2001, when Spicer did so her during rookie campaign.


The Hokies would not fare well as the season closed, falling in their final three matches to Duke, Wake Forest and in the first round of the ACC Tournament.

Clemson defeated Tech by 30-19, 36-34, 28-30, 28-30, 15-8 in the first round of the 2004 ACC Volleyball Championship at Memorial Gymnasium on the grounds of the University of Virginia.

Spicer led the Hokies with 26 kills and 12 digs in her final match in the Hokie colors, while Esbrook finished the night with 21 kills.

For the season, Spicer led the team in kills (444), attempts (1,294) and service aces (32). She finished in third and fifth place respectively all-time at Tech with 1,522 kills and 146 service aces.

Esbrook and Markowski were both named to the All-VASID second team, Markowski for the second consecutive year.



Annie Spicer led the team with 444 kills and 32 service aces in 2004.

## 2004 ACC STANDINGS

School	ACC		Overall	
	W-L	Pct.	W-L	Pct.
Georgia Tech%	16-0	1.000	27-7	.794
Miami	11-5	.688	17-9	.654
Duke	10-6	.625	20-10	.667
Florida State	9-7	.562	18-11	.621
North Carolina	9-7	.562	19-15	.559
Virginia	8-8	.500	19-11	.633
Clemson	7-9	.438	20-14	.588
Maryland\$	7-9	.438	18-15	.545
Virginia Tech	7-9	.438	13-16	.448
Wake Forest	4-12	.250	13-17	.433
NC State	0-16	.000	10-21	.323

% - Won ACC regular season title

\$ - Won ACC Championship

# 2004 STATISTICS

## OVERALL STATISTICS

Overall Record: 13-16 ACC: 7-9 (T-7th)

No.	Name	GP/MS	K	K/G	E	ATT	PCT.	A	SA	SE	RE	DIG	BS	BA	TB	BHE	
1	<b>ESBROOK, Katie</b>	110/29	364	3.31	125	774	.309	9	15	231	1	98	18	73	91	3	
9	DULLA, Rachel	89/6	5	0.06	1	14	.286	19	21	33	6	153	1	0	1	1	
3	MARKOWSKI, Melissa	110/29	99	0.90	37	251	.247	1314	14	39	1	287	3	46	49	29	
15	KUPEC, Allie	108/28	238	2.20	131	643	.166	20	0	0	2	32	7	62	69	2	
14	SPICER, Annie	110/29	444	4.04	238	1294	.159	23	32	51	45	362	5	23	28	5	
4	<b>KAPP, Liz</b>	52/14	86	1.65	50	254	.142	6	0	0	2	10	3	38	41	1	
8	RAMIREZ, Colette	93/10	225	2.42	128	687	.141	2	1	1	3	72	3	17	20	1	
16	SMITH, Emily	47/9	59	1.26	35	196	.122	3	8	24	12	116	0	9	9	2	
5	<b>BRUGGER, Erin</b>	42/5	51	1.21	34	158	.108	10	0	1	4	13	1	23	24	1	
6	<b>ALBRECHT, Jen</b>	35/4	33	0.94	21	123	.098	11	0	0	0	10	3	11	14	10	
10	GERSTMAYER, Erika	1/0	0	0.00	0	0	.000	0	0	0	0	1	0	0	0	0	
2	MCPEAK, Kaitlin	103/11	7	0.07	11	49	-.082	28	14	22	23	177	0	0	0	4	
7	<b>CLOYD, Amanda</b>	110/0	4	0.04	6	22	-.091	36	26	31	48	478	0	0	0	3	
<b>TEAM</b>											11						
<b>VIRGINIA TECH.....</b>		110/29	1615	14.68	818	4468	.178	1481	131	225	158	1809	44	302	195	62	
<b>Opponents.....</b>		110/29	1625	14.77	709	4433	.207	1464	159	246	131	1703	77	444	299	47	

Returning Players in Bold

## ACC MATCHES ONLY

No.	Name	GP/MS	K	K/GE	E	ATT	PCT.	A	SA	SE	RE	DIG	BS	BA	TB	BHE
1	<b>ESBROOK, Katie</b>	62/16	215	3.47	65	452	.332	2	9	15	1	54	8	42	50	2
9	DULLA, Rachel	61/4	5	0.08	1	13	.308	16	14	26	3	117	1	0	1	1
3	MARKOWSKI, Melissa	62/16	58	0.94	21	157	.236	763	4	16	1	176	1	28	29	20
14	SPICER, Annie	62/16	284	4.58	154	812	.160	17	11	27	25	214	4	14	18	3
16	SMITH, Emily	10/2	20	2.00	12	60	.133	0	0	3	5	30	0	3	3	0
15	<b>KUPEC, Allie</b>	62/16	131	2.11	82	378	.130	8	0	0	2	19	7	32	39	0
5	<b>BRUGGER, Erin</b>	30/5	34	1.13	21	113	.115	6	0	0	4	9	1	14	15	1
6	<b>ALBRECHT, Jen</b>	31/4	32	1.03	20	115	.104	10	0	0	0	9	3	10	13	10
8	RAMIREZ, Colette	55/5	130	2.36	90	449	.089	2	0	0	1	43	2	8	10	1
4	<b>KAPP, Liz</b>	13/3	14	1.08	10	56	.071	1	0	0	0	3	1	7	8	3
10	GERSTMAYER, Erika	1/0	0	0.00	0	0	.000	0	0	0	0	1	0	0	0	0
2	MCPEAK, Kaitlin	62/9	4	0.06	5	32	-.031	17	7	13	18	119	0	0	0	2
7	<b>CLOYD, Amanda</b>	62/0	2	0.03	5	14	-.214	19	11	18	31	290	0	0	0	0
<b>VIRGINIA TECH.....</b>		62/16	929	14.98	486	2651	.167	861	56	118	96	1084	28	158	107	40
<b>Opponents.....</b>		62/16	942	15.19	386	2572	.216	865	97	129	56	1019	40	272	176	25

Returning Players in Bold

The 2004 Hokies — the first Virginia Tech volleyball team to play in the ACC: (front, l to r) Kaitlin McPeak, Katie Esbrook, Erika Gerstmyer, Jen Albrecht, Amanda Cloyd, Rachel Dulla, Allie Kupec; (back, l to r) head coach Greg Smith, assistant coach Lindsay Wischmeier, assistant coach April Yantis, Melissa Markowski, Liz Kapp, Erin Brugger, Colette Ramirez, Emily Smith and Annie Spicer.





## 2004 RESULTS

Date	Opponent	Result	Match Scores
9/1	at Ohio	L, 0-3	14-30,26-30,22-30
9/3	APPALACHIAN STATE #	W, 3-1	26-30,30-24,30-24,30-24
9/4	LEHIGH #	W, 3-0	30-24,30-14,30-9
9/4	TOWSON #	L, 0-3	31-33,22-30,25-30
9/10	vs Louisiana-Monroe %	W, 3-0	30-25,30-12,30-24
9/11	vs Elon %	W, 3-0	30-17,30-24,30-20
9/11	at Georgia %	L, 2-3	30-24,26-30,32-30,15-30,11-15
9/14	LIBERTY	W, 3-1	30-24,28-30,30-21,30-26
9/17	at Michigan &	L, 0-3	16-30,18-30,24-30
9/17	Tennessee &	L, 0-3	18-30,21-30,31-33
9/18	vs Western Michigan &	L, 2-3	30-25,30-22,23-30,24-30,11-15
9/23	FLORIDA STATE *	W, 3-2	23-30,27-30,31-29,31-29,15-9
9/26	MIAMI *	W, 3-2	18-30,30-26,30-26,27-30,17-15
10/1	CLEMSON *	W, 3-0	30-21,30-23,30-25
10/3	GEORGIA TECH *	L, 0-3	23-30,22-30,25-30
10/8	at North Carolina *	L, 1-3	19-30,33-31,17-30,21-30
10/9	at NC State *	W, 3-2	30-19,28-30,30-24,25-30,15-13
10/12	JAMES MADISON	W, 3-1	30-23,28-30,30-23,30-22
10/15	WAKE FOREST *	W, 3-0	30-26,30-25,30-27
10/17	at Duke *	L, 1-3	22-30,16-30,30-23,19-30
10/22	at Florida State *	L, 0-3	17-30,14-30,19-30
10/24	at Miami *	L, 0-3	20-30,24-30,20-30
10/29	at Maryland *	L, 0-3	27-30,37-39,20-30
10/30	at Virginia *	L, 1-3	33-35,18-30,30-24,29-31
11/5	NC STATE *	W, 3-2	32-34,30-26,30-26,18-30,15-11
11/6	NORTH CAROLINA *	W, 3-2	28-30,30-27,22-30,30-27,15-13
11/12	DUKE *	L, 0-3	24-30,18-30,26-30
11/13	at Wake Forest *	L, 1-3	25-30,26-30,30-25,24-30
11/18	vs Clemson \$	L, 2-3	19-30,34-36,30-28,30-28,8-15

# - Hokie Fall Invite at Blacksburg, Va.

% - Georgia Outback Tournament at Athens, Ga.

& - Michigan Nike Challenge at Ann Arbor, Mich.

\* - ACC Conference Match

\$ - ACC Tournament



Melissa Markowski has led the team in assists the last three seasons.

## 2004 SUPERLATIVES

### Record in:


Three-game matches .....	5-9
Four-game matches .....	3-4
Five-game matches .....	5-3

### Team Highs:

Kills .....	86, at NC State (10/09/04)
Attempts .....	230, vs. North Carolina (11/06/04)
Percentage .....	.389, vs. Lehigh (9/04/04)
Assists .....	73, vs. NC State (11/05/04)
Service Aces .....	12, vs. Louisiana-Monroe (9/10/04)
Digs .....	106, vs. North Carolina (11/06/04)
Blocks .....	13, at Virginia (10/30/04)

### Individual Highs:

Kills (3 games) .....	20, Annie Spicer vs. Clemson (10/01/04)
Kills (4 games) .....	27, Annie Spicer at Virginia (10/30/04)
Kills (5 games) .....	29, Annie Spicer at NC State (10/9/04)
Attempts .....	75, Annie Spicer vs. North Carolina (11/06/04)
Percentage .....	.621, Katie Esbrook vs. Clemson (11/18/04)
Assists .....	67, Melissa Markowski vs. North Carolina (11/06/04)
Service Aces .....	8, Annie Spicer vs. Louisiana-Monroe (9/10/04)
Digs .....	35, Amanda Cloyd vs. North Carolina (11/06/04)
Block Solos .....	3, Katie Esbrook vs. James Madison (10/12/04)
Block Assists .....	7, Liz Kapp vs. Elon (9/11/04); Allie Kupec vs. Clemson (11/18/04) and Liz Kapp vs. Western Michigan (9/18/04)
Total Blocks .....	8, Liz Kapp vs. Elton (9/11/04)



Liz Kapp (4) shared the season high block assist total with seven against Elon.

# SINGLE SEASON/CAREER RECORDS

## KILLS

### Match

1. Lisa Pikalek vs. Southern Miss (11/7/92) ..38
2. Lisa Pikalek vs. Tulane (10/14/89).....37  
Lisa Pikalek vs. Furman (9/14/91) .....37
4. Lisa Pikalek vs. Tulane (11/6/92).....35  
Lisa Pikalek vs. Liberty (11/10/92) .....35
6. Heather Berglund vs. Tulane (10/26/91) ...31
7. Lisa Pikalek vs. App. State (9/15/92) .....30
8. Lisa Pikalek vs. Radford (10/2/90).....29  
Annie Spicer vs. NC State (10/9/04).....29
9. Lisa Pikalek vs. Charlotte (10/20/92) .....27  
Lisa Pikalek vs. Ala.-Birm. (11/14/92).....27  
Rachel Julian vs. Xavier (11/1/97) .....27  
Holly Disser vs. Northern Illinois (9/4/99) ..27  
Annie Spicer vs. Virginia (10/30/04) .....27

*In Record Section:  
current Tech players are **boldface**.*



*Lisa Pikalek, the only Tech volleyball player to have her jersey retired and a 2004 inductee into the Virginia Tech Sports Hall of Fame, recorded 2,270 career kills.*

### Season

1. Lisa Pikalek (1992).....653
2. Elizabeth Willson (1989) .....593
3. Lisa Pikalek (1991).....588
4. Lisa Pikalek (1990).....530
5. Lisa Pikalek (1989).....499
6. Heather Berglund (1991).....498
7. Julie Neely (1986).....480
8. Heather Berglund (1992).....465
9. Ana Lang (2002) .....454
10. Annie Spicer (2004).....444

*In 2001, the NCAA approved a rule change implementing a 30-point, rally-scoring system in each game. Any records from 2001 and later reflect this change in the scoring.*

### Career

1. Lisa Pikalek (1989-92) .....2,270
2. Heather Berglund (1990-93) .....1,650
3. Annie Spicer (2001-04) .....1,522
4. Elizabeth Willson (1986-89).....1,447
5. Jennifer Schmidt (1992-95) .....1,283
6. Rachel Julian (1996-99) .....1,179
7. Corrie Bundy (1995-98).....1,149
8. Ana Lang (1999-02) .....1,065
9. Cheryl Stinson (1999-02).....1,039
10. Jenni McFadden (1991-94) .....903

## KILLS PER GAME

### Season

1. Lisa Pikalek (1992).....4.77
2. Lisa Pikalek (1991).....4.57
3. Elizabeth Willson (1989) .....4.49
4. Lisa Pikalek (1991).....4.46
5. Annie Spicer (2003).....4.26

### Career

1. Lisa Pikalek (1989-92) .....4.39
2. Annie Spicer (2001-2004).....3.63
3. Elizabeth Willson (1986-89).....3.39
4. Julie Neely (1986-87) .....3.31
5. Heather Berglund (1990-93) .....3.24

## GAMES PLAYED

### Career

1. Lisa Pikalek (1989-92) ..... 517
2. Jenni McFadden (1991-94) ..... 500
3. Heather Berglund (1990-93) ..... 497
4. Kelli Craven (1988-91) ..... 496
5. Amanda Yelsh (1991-94) ..... 489
6. Jennifer Schmidt (1992-95) ..... 483
7. Kelly Chambliss (1988-92) ..... 461
8. Hilary Love (1992-95)..... 456
9. Elizabeth Willson (1986-89)..... 436
10. Meredith Braine (1995-1998) ..... 428



*Annie Spicer finished her career third in all-time kills at Virginia Tech with 1,522.*

## HITTING PERCENTAGE

### Match (Min. 10 attempts)

1. Cheryl Stinson (11-0-13) vs. Providence (10/14/01) .....846
2. Amanda Yelsh (11-0-14) vs. Liberty (9/6/94) .....786
2. Terrie Zubert (11-1-13) vs. Radford (10/2/94) .....769
3. Kerry Majewski (13-1-16) vs. La Salle (11/6/98) .....750
4. Jennifer Schmidt (21-1-27) vs. VCU (11/20/92) .....741

### Season

1. Julie Neely (1986)..... .357
2. **Katie Esbrook (2003).....333**
3. Cheryl Stinson (2001) ..... .316
4. **Katie Esbrook (2004).....309**
5. **Melissa Markowski (2003).....305**

### Career (Min. two seasons)

1. **Katie Esbrook (2003-04).....319**
2. Julie Neely (1986-87) ..... .310
3. Cheryl Stinson (1999-02)..... .290
4. Karen Crawford (1986-88)..... .242
5. Elizabeth Willson (1986-89)..... .238



Senior Melissa Markowski is among Virginia Tech's all-time leaders in assists.

## SERVICE ACES

Season	Career
1. Elizabeth Willson (1989) .....	1. Lisa Pikalek (1989-92) .....
2. Jill Motley (1986) .....	2. Terrie Zubert (1994-97) .....
3. Mary Ramsey (1986) .....	3. Jenni McFadden (1991-94) .....
4. Kelli Craven (1991).....	4. Elizabeth Willson (1986-89).....
Terrie Zubert (1994).....	5. Annie Spicer (2000-04) .....
6. Sonya Adams (1986) .....	6. Kelli Craven (1988-91) .....
7. Lisa Pikalek (1990).....	Heather Berglund (1990-93) .....
8. Karen Crawford (1986) .....	8. Kelly Chambliss (1988-92) .....
9. Terri Pedrotti (1989) .....	9. Hilary Love (1992-95).....
Lisa Pikalek (1991).....	10. Jennifer Topolewski (1987-90) .....

## ASSISTS

Match	Season	Career
1. Kelli O'Dell vs. Liberty (10/17/00) .....	1. Kelly Chambliss (1992).....	1. Kelli Craven (1988-91) .....
2. Britton Julian vs. Northern Illinois (9/4/99) .....	2. Kelli Craven (1991).....	2. Britton Julian (1996-99) .....
3. Kelly Chambliss vs. Radford (10/2/90).....	<b>3. Melissa Markowski (2002) .....</b>	<b>3. Melissa Markowski (2002-04).....</b>
4. Kelly Chambliss vs. Southern Miss. (11/7/92) .....	4. Kelli Craven (1989).....	4. Laura Hanner (1993-97) .....
5. Kelli Craven vs. Tulane (10/14/89).....	5. Jill Motley (1986) .....	5. Kelly Chambliss (1988-92) .....
Kelli O'Dell vs. Tennessee (9/26/00).....		

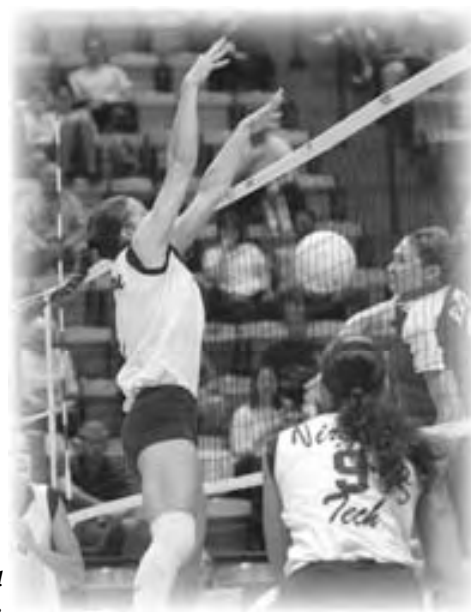
## DIGS

Match	Season	Career
<b>1. Amanda Cloyd vs. North Carolina (11/6/04).....</b>	1. Heather Berglund (1992) .....	1. Heather Berglund (1990-93) .....
2. Heather Berglund vs. W. Ky. (10/30/92).....	2. Heather Berglund (1991) .....	2. Lisa Pikalek (1989-92) .....
3. Heather Berglund vs. Tulane (11/6/92).....	3. Lisa Pikalek (1992) .....	3. Annie Spicer (2001-04) .....
Ashley Bayer vs. Coastal. Carolina (9/21/02) .....	<b>4. Amanda Cloyd (2004) .....</b>	4. Meredith Braine (1995-98).....
5. Meredith Braine vs. G. Wash. (11/21/98) .....	5. Heather Berglund (1993) .....	5. Terrie Zubert (1994-97) .....
Lisa Pikalek vs. Tulane (10/14/89) .....	6. Ana Lang (2002) .....	6. Jenni McFadden (1991-94) .....
Jenni McFadden vs. S. Florida (10/14/94) .....	7. Terrie Zubert (1994).....	7. Rachel Julian (1996-99) .....
Ashley Bayer vs. Miami (11/23/02) .....	8. Lisa Pikalek (1991).....	8. Ana Lang (1999-02) .....
9. Heather Berglund vs. Marshall (9/24/91) .....	9. Meredith Braine (1998) .....	9. Amanda Yelsh (1991-94) .....
Rachel Julian vs. Dayton (11/13/99).....	10. Annie Spicer (2004).....	10. Hilary Love (1992-95).....
Ana Lang vs. Rutgers (10/13/02).....		

## BLOCKS

Season				Career			
	S	A	Total		S	A	Total
1. Julie Neely (1986)	80	87	167	1. Jennifer Schmidt (1992-95)	121	373	494
2. Jennifer Schmidt (1992)	39	108	147	2. Cheryl Stinson (1999-02)	81	368	449
3. Cheryl Stinson (2002)	27	116	143	3. Corrie Bundy (1995-98)	69	322	391
4. Megan Barnes (1995)	39	99	138	Megan Barnes (1994-97)	102	289	391
5. Julie Neely (1987)	42	94	136	5. Krissy Tschirret (1988-91)	139	193	332
6. Krissy Tschirret (1991)	42	86	128	6. Jenni McFadden (1991-94)	68	245	313
7. Michelle Bain (1988)	55	71	126	7. Julie Neely (1986-87)	122	181	303
8. Jennifer Schmidt (1993)	36	88	124	8. Amanda Yelsh (1991-94)	38	225	263
9. Corrie Bundy (1998)	24	99	123	Christine Shubat (1998-01)	32	231	263
<b>10. Katie Esbrook (2003)</b>	<b>21</b>	<b>97</b>	<b>118</b>	10. Britton Julian (1996-99)	39	223	262

Cheryl Stinson, who now plays for the Canadian national team, is second all-time in career blocks at Tech.



# TEAM/INDIVIDUAL RECORDS

## INDIVIDUAL

### Season

Kills..... 653..... Lisa Pikalek (1992)  
 Attempts..... 1,660..... Lisa Pikalek (1992)  
 Percentage..... .357..... Julie Neely (1986)  
 Kills per game..... 4.77..... Lisa Pikalek (1992)  
 Assists..... 1,698..... Kelly Chambliss (1992)  
 Service Aces..... 69..... Elizabeth Willson (1989)  
 Digs..... 514..... Heather Berglund (1992)  
 Block Solos..... 80..... Julie Neely (1986)  
 Block Assists..... 108..... Jennifer Schmidt (1992)  
 Total Blocks..... 167..... Julie Neely (1986)  
 Games Played..... 143..... Kelli Craven (1991)  
 & Heather Berglund (1991)

### Match

Kills..... 38..... Lisa Pikalek vs. Southern  
 Mississippi (11/7/92)  
 Attempts..... 96..... Lisa Pikalek vs. Southern  
 Mississippi (11/7/92)  
 Percentage..... .846..... Cheryl Stinson vs.  
 Providence (10/14/01)  
 Assists..... 86..... Kelli O'Dell vs. Liberty  
 (10/17/00)  
 Service Aces..... 9..... Lisa Pikalek vs.  
 Georgia Tech (11/9/90)  
**Digs..... 35..... Amanda Cloyd vs.  
 North Carolina (11/6/04)**  
 Block Solos..... 7..... Cari Kammerer vs.  
 Appalachian St. (9/11/90)  
 Block Assists..... 17..... Cheryl Stinson vs.  
 West Virginia (10/5/01)  
 Total Blocks..... 17..... Cheryl Stinson vs.  
 West Virginia (10/5/01)

### Cassell Coliseum

Kills..... 38..... Lisa Pikalek vs. Southern  
 Mississippi (11/7/92)  
 Attempts..... 96..... Lisa Pikalek vs. Southern  
 Mississippi (11/7/92)  
 Percentage..... .846..... Cheryl Stinson vs.  
 Providence (10/14/01)  
 Assists..... 79..... Britton Julian vs.  
 Northern Illinois (9/4/99)  
 Service Aces..... 5..... Elizabeth Willson vs.  
 Tulane (10/14/89),  
 Rachel Julian vs. G.W. (10/25/97)  
 & vs. Coppin State (9/12/98)  
**Digs..... 35..... Amanda Cloyd vs.  
 North Carolina (11/6/04)**  
 Block Solos..... 5..... Krissy Tschirret vs.  
 Tulane (10/14/89)  
 Blocks Assists... 17..... Cheryl Stinson vs.  
 West Virginia (10/5/01)  
 Total Blocks..... 17..... Cheryl Stinson vs.  
 West Virginia (10/5/01)

## TEAM

### Season

Wins..... 36..... (1982)  
 Winning Percentage..... .703..... (1992)  
 Kills..... 2,079..... (1992)  
 Attempts..... 5,437..... (1992)  
 Percentage..... .261..... (1986)  
 Kills per game..... 16.03..... (1998)  
 Assists..... 1,856..... (1992)  
 Service Aces..... 341..... (1989)  
 Digs..... 2,463..... (1992)  
 Block Solos..... 166..... (1989)  
 Block Assists..... 442..... (1998)  
 Total Blocks..... 303.5..... (1992)  
 Matches Played..... 56..... (1982)  
 Games Played..... 143..... (1991)

### Match

Kills..... 97..... twice, last vs.  
 Northern Illinois (9/4/99)  
 Attempts..... 272..... vs. Southern Mississippi  
 (11/7/92)  
 Percentage..... .688..... [24-2-32] vs. Coppin State  
 (9/12/98)  
 Assists..... 90..... vs. Liberty (10/17/00)  
 Service Aces..... 22..... vs. Davidson (9/8/89)  
 Digs..... 143..... vs. South Florida (10/14/94)  
 Block Solos..... 13..... twice, last vs.  
 St. John's (9/21/01)  
 Blocks Assists... 42..... vs. West Virginia (10/5/01)  
 Total Blocks..... 22..... twice, last vs.  
 West Virginia (10/5/01)

### Cassell Coliseum

Kills..... 97..... twice, last vs.  
 Northern Illinois (9/4/99)  
 Attempts..... 272..... vs. Southern Mississippi  
 (11/7/92)  
 Percentage..... .688..... [24-2-32] vs. Coppin State  
 (9/12/98)  
 Assists..... 89..... vs. Northern Illinois (9/4/99)  
 Service Aces..... 16..... vs. Marshall (10/20/89)  
 Digs..... 143..... vs. South Florida (10/14/94)  
 Block Solos..... 13..... vs. Tulane (10/14/89)  
 Blocks Assists... 42..... vs. West Virginia (10/5/01)  
 Total Blocks..... 22..... vs. West Virginia (10/5/01)

*In 2001, the NCAA approved a rule change implementing a 30-point, rally-scoring system in each game. Any records from 2001-present reflect this change in the scoring.*

## MISCELLANEOUS

### Records and Streaks

Tech's all-time varsity record..... 508-443-3 (.534)  
 Home..... 245-104 (.702)  
 Away..... 122-186 (.396)  
 Neutral..... 139-161-3 (.469)  
 Versus Virginia Opponents..... 168-82-1 (.671)  
 Home vs. Virginia Opponents..... 88-23 (.793)  
 In Virginia..... 330-178 (.650)  
 In August..... 5-2 (.714)  
 In September..... 174-152 (.534)  
 In October..... 218-161-3 (.574)  
 In November..... 93-119 (.439)  
 Season openers..... 12-16 (.429)  
 Longest winning streak..... 11, twice  
 October 12, 1982 through October 19, 1982  
 September 26, 1992 through November 3, 1992  
 Longest losing streak..... 13  
 October 18, 1988 to September 2, 1989  
 Longest home winning streak..... 18  
 October 16, 1981 through September 27, 1983

### Milestone Wins

1. Sept. 29, 1977, over Ferrum
25. Oct. 5, 1979, over UT-Chattanooga
50. Oct. 23, 1980, over Va. Commonwealth
75. Oct. 15, 1981, over Guilford
100. Oct. 8, 1982, over Juniata
150. Nov. 3, 1983, over UNC Charlotte
200. Oct. 25, 1986, over South Alabama
250. Oct. 10, 1989, over James Madison
300. Nov. 8, 1991, over James Madison
350. Sept. 28, 1994, over E. Tennessee State
400. Sept. 20, 1997, over Fordham
450. Oct. 25, 2000, over Charlotte
500. Sept. 14, 2004, over Liberty



*Amanda Cloyd had a Tech-record 35 digs against North Carolina in 2004.*

## ALL-TIME COACHING RECORDS

Coach	Years	Seasons	OVERALL		CONFERENCE	
			W-L	Pct.	W-L	Pct.
John Pierce	1977-1990	14	274-243-3	.531	11-58	.159
Stephanie Hawbecker	1991-1999	9	165-134	.552	70-52	.625
Greg Smith	2000-present	5	68-76	.472	29-24	.415

# HISTORY

## ALL-TIME LETTERWINNERS

Current Virginia Tech  
players are **boldface**

Adams, Sonya ..... 1984, 1985, 1986  
**Albrecht, Jen** ..... **2004**  
 Albrechts, Lori ..... 1979  
 Allen, Laura ..... 1983  
 Ames, Michelle ..... 1989, 1990, 1991  
 Amos, Kim ..... 2001  
 Ar buckle, Jennifer ..... 1992, 1993, 1994, 1995  
 Atkinson, Penny ..... 1983, 1984

Bain, Michelle ..... 1988  
 Barnes, Megan ..... 1994, 1995, 1996, 1997  
 Bayer, Ashley ..... 2002, 2003  
 Bazilwich, Ann ..... 1977, 1978  
 Beasley, Kerri ..... 1996, 1997  
 Belcher, Leigh ..... 1989  
 Berglund, Heather ..... 1990, 1991, 1992, 1993  
 Blower, Kathy ..... 1980, 1981, 1982, 1983  
 Braine, Meredith ..... 1995, 1996, 1997, 1998  
 Brisbin, Rachel ..... 1990, 1991  
**Brugger, Erin** ..... **2003, 2004**  
 Bundy, Corrie ..... 1995, 1996, 1997, 1998

Cabaniss, Linda ..... 1985  
 Chambliss, Kelly ..... 1988, 1989, 1990, 1992  
 Clarke, Cindy ..... 1982, 1983  
**Cloyd, Amanda** ..... **2004**  
 Collins, Renee ..... 1998, 2001  
 Craven, Kelli ..... 1988, 1989, 1990, 1991  
 Crawford, Karen ..... 1986, 1987, 1988

Dannenber, Kelly ..... 1978, 1979, 1980, 1981  
 Disser, Holly ..... 1998, 1999, 2000, 2001  
 Drummond, Kristen ..... 1993, 1994, 1995, 1996  
 Duben, Rachel ..... 1982, 1983, 1984, 1985  
**Dulla, Rachel** ..... **2004**

Eder, Linda ..... 1984, 1985, 1986, 1987  
 Esprey, Chrys ..... 1979, 1980, 1981  
**Esbrook, Katie** ..... **2003, 2004**

Foulkes, Tara ..... 1978

Graf, Suzanne ..... 1987  
 Hanner, Laura ..... 1993, 1995, 1996, 1997  
 Hargrove, Anne ..... 1984, 1985  
 Hill, Jenny ..... 2001, 2002, 2003  
 Horner, Joy ..... 1989, 1990, 1991  
 Hruby, Michelle ..... 1980, 1982  
 Hubbard, Kate ..... 1998, 1999

Jones, Pam ..... 1977, 1978, 1979  
 Julian, Britton ..... 1996, 1997, 1998, 1999  
 Julian, Rachel ..... 1996, 1997, 1998, 1999

Kammerer, Cari ..... 1990, 1991  
**Kapp, Liz** ..... **2002, 2003, 2004**  
 Koch, Nikki ..... 1983, 1984, 1985  
 Kuhn, Erika ..... 1996, 1997, 1998  
**Kupec, Allie** ..... **2003, 2004**  
 Kwiatkowski, Michele ..... 1981, 1982, 1983, 1985

Lahm, Candice ..... 1998, 1999, 2000  
 Lang, Ana ..... 2000, 2001, 2002  
 Lessman, Ginny ..... 1980, 1981, 1982, 1983  
 Little, Wendy ..... 1979, 1980, 1981, 1982  
 Love, Hilary ..... 1992, 1993, 1994, 1995

Majewski, Kerry ..... 1995, 1996, 1997, 1998  
 Majkovicz, Terri ..... 1985, 1986, 1987, 1988  
**Markowski, Melissa** ..... **2002, 2003, 2004**  
 McFadden, Jenni ..... 1991, 1992, 1993, 1994  
 McGinnis, Ann ..... 1983, 1984  
 McIntosh, Cara ..... 1982  
 McNamara, Kerry ..... 1984, 1985, 1986  
 McPeak, Kaitlin ..... 2001, 2002, 2003, 2004  
 Mennen, Ashley ..... 2001  
 Meyer, Jamie ..... 2000, 2001  
 Milan-Williams, Kristy ..... 1997, 1999  
 Motley, Jill ..... 1985, 1986, 1987, 1988  
 Munson, Cathy ..... 1980

Neely, Julie ..... 1985, 1986, 1987  
 Norse, Julie ..... 1980

O'Dell, Kelli ..... 2000, 2001  
 Overbaugh, Lynn ..... 1987, 1988

Palm, Marie ..... 1983, 1984, 1985  
 Pedrotti, Terry ..... 1989  
 Pikalek, Lisa ..... 1989, 1990, 1991, 1992

Quinn, Jess ..... 2001

Ramirez, Colette ..... 2003, 2004  
 Ramsey, Caryn ..... 1980, 1981, 1982  
 Ramsey, Mary ..... 1984, 1985, 1986, 1987  
 Reeser, Janice ..... 1980, 1981  
 Reinert, Kristi ..... 1991, 1992  
 Richardson, Amey ..... 1987, 1988  
 Rogers, Sarah ..... 2000, 2001, 2002

Sadler, Liz ..... 1981, 1982, 1983  
 Sadler, Sue ..... 1984, 1986, 1987, 1988  
 Schmidt, Jennifer ..... 1992, 1993, 1994, 1995  
 Schneider, Suzie ..... 1993  
 Shubat, Christine ..... 1998, 1999, 2000, 2001  
 Shumway, Dianne ..... 1986, 1987, 1988  
 Slade, Lynelle ..... 1994, 1995, 1996, 1997  
 Smith, Emily ..... 2001, 2002, 2003, 2004  
 Smith, Kelly ..... 1984  
 Smith, Stephanie ..... 1991, 1992, 1993, 1994  
 Spicer, Annie ..... 2001, 2002, 2003, 2004  
 Stinson, Cheryl ..... 1999, 2000, 2001, 2002  
 Streeter, Carol ..... 1982, 1983, 1984, 1985  
 Suggs, Allison ..... 1997, 1999  
 Szczepanski, Joanna ..... 1977, 1978

Topolewski, Jennifer ..... 1987, 1988, 1989, 1990  
 Tremel, Meredith ..... 1990, 1991, 1992  
 Tshirret, Krissy ..... 1988, 1989, 1990, 1991

Vlamings, Paula ..... 1987, 1988

Willson, Elizabeth ..... 1986, 1987, 1988, 1989  
 White, Mandy ..... 1997, 1999  
 Wright, Kristin ..... 1997, 1998, 1999

Yelsh, Amanda ..... 1991, 1992, 1993, 1994

Zubert, Terrie ..... 1994, 1995, 1996, 1997

## YEAR-BY-YEAR RESULTS

Year	Overall	Pct.	Conference	Pct.	Finish	Home	Away	Neutral	Won	Lost	For	Against	Coach
1977	15-14	.517	---	---	---	8-3	3-3	4-8	37	35	843	796	John Pierce
1978	8-12-2	.409	---	---	---	4-2	1-3	3-7-2	22	32	598	676	John Pierce
1979	12-21-1	.368	---	---	---	5-3	2-6	5-12-1	33	54	936	1057	John Pierce
1980	22-22	.500	0-6	.000	7th/7	7-2	6-6	9-14	60	55	1363	1333	John Pierce
1981	33-16	.673	0-5	.000	6th/6	10-2	8-4	15-10	78	45	1552	1325	John Pierce
1982	36-20	.643	1-5	.167	T5th/7	12-0	5-3	19-17	85	57	1842	1576	John Pierce
1983	28-14	.667	1-6	.143	7th/8	7-5	6-3	15-6	73	50	1497	1371	John Pierce
1984	16-19	.457	2-5	.286	6th/8	9-3	4-10	3-6	57	62	1402	1425	John Pierce
1985	15-19	.441	0-6	.000	7th/7	6-5	4-7	5-7	57	65	1510	1503	John Pierce
1986	23-14	.622	3-3	.500	4th/7	15-3	7-9	1-2	78	61	1708	1592	John Pierce
1987	15-18	.455	1-5	.167	6th/7	9-4	4-9	2-5	53	64	1337	1460	John Pierce
1988	11-21	.344	1-5	.167	6th/7	5-5	3-7	3-9	47	73	1310	1499	John Pierce
1989	24-15	.615	1-6	.143	7th/8	13-6	3-5	8-4	83	53	1679	1404	John Pierce
1990	16-18	.471	1-6	.143	7th/8	7-4	4-9	5-5	55	62	1396	1425	John Pierce
1991	28-12	.700	5-1	.833	2nd/7	11-3	7-2	10-7	92	51	1837	1519	Stephanie Hawbecker
1992	26-11	.703	5-1	.833	T1st/7	10-1	9-4	7-6	84	57	1809	1650	Stephanie Hawbecker
1993	17-18	.486	2-4	.333	T5th/7	9-4	4-9	4-5	62	62	1512	1493	Stephanie Hawbecker
1994	12-20	.375	2-4	.333	5th/7	7-9	3-8	2-3	50	69	1402	1492	Stephanie Hawbecker
1995	22-12	.647	13-7	.650	4th/11	15-3	6-5	1-4	74	48	1515	1343	Stephanie Hawbecker
1996	15-17	.469	9-11	.450	T6th/11	6-8	6-7	3-2	50	60	1363	1345	Stephanie Hawbecker
1997	16-16	.500	11-9	.524	4th/11	8-4	6-8	2-4	59	55	1398	1329	Stephanie Hawbecker
1998	21-9	.700	15-5	.750	3rd/11	12-2	7-5	2-2	68	37	1380	1145	Stephanie Hawbecker
1999	9-19	.321	8-10	.444	7th/10	8-6	1-10	0-3	38	67	1159	1397	Stephanie Hawbecker
2000	13-16	.448	---	---	---	8-3	2-10	3-3	49	60	1321	1415	Greg Smith
2001	9-19	.321	5-7	.417	T8th/13	6-4	2-12	1-3	37	62	2505*	2702*	Greg Smith
2002	20-11	.645	10-3	.769	2nd/14	11-3	4-4	5-4	72	46	3149*	2965*	Greg Smith
2003	13-14	.482	7-5	.583	T4th/14	7-4	4-8	2-2	54	49	2724*	2605*	Greg Smith
2004	13-16	.448	7-9	.438	T7th/11	10-3	1-10	2-3	49	61	2778*	2923*	Greg Smith
<b>27yrs.</b>	<b>508-443-3</b>	<b>.534</b>	<b>110-134</b>	<b>.451</b>	<b>----</b>	<b>245-104</b>	<b>122-186</b>	<b>139-161-3</b>	<b>1,656</b>	<b>1,592</b>	<b>44,727</b>	<b>42,420</b>	<b>(3 coaches)</b>

\*using  
 NCAA  
 30-point  
 system

# ALL-TIME SCORES

Home games in ALL CAPS

## 1977 15-14

Sept. 29	Ferrum	W	3-0
Oct. 1	James Madison	L	1-2
Oct. 1	Longwood	W	2-0
Oct. 1	George Washington	L	2-1
Oct. 8	VIRGINIA COMMONWEALTH	L	0-2
Oct. 8	EAST TENNESSEE STATE	W	2-1
Oct. 8	CINCINNATI	L	0-2
Oct. 9	VIRGINIA INTERMONT	W	2-0
Oct. 9	HOLLINS	W	2-1
Oct. 9	MARSHALL	W	2-1
Oct. 14	East Tennessee State	W	2-0
Oct. 14	Kentucky	L	0-2
Oct. 14	Western Carolina	W	2-1
Oct. 15	Virginia Commonwealth	L	1-3
Oct. 15	Wake Forest	W	2-0
Oct. 15	Morehead State	L	0-2
Oct. 21	Tennessee-Martin	W	2-1
Oct. 21	Alabama	L	0-2
Oct. 22	Tennessee	L	0-2
Oct. 29	Radford	W	2-0
Oct. 29	Marshall	L	0-2
Nov. 1	Eastern Mennonite	L	1-2
Nov. 1	Mary Washington	W	2-1
NOV. 8	ROANOKE	W	2-0
NOV. 8	EMORY & HENRY	L	1-2
NOV. 8	BLUEFIELD	W	2-0
Nov. 11	Virginia Commonwealth	L	0-2
Nov. 12	James Madison	L	1-2
Nov. 12	Radford	W	2-0

## 1978 8-12-2

Oct. 6	Furman	W	2-0
Oct. 6	Marshall	L	0-2
Oct. 6	Western Carolina	L	0-2
Oct. 7	Carson Newman	L	0-2
Oct. 7	Georgia Tech	L	1-2
Oct. 10	BLUEFIELD	W	2-0
Oct. 10	VIRGINIA INTERMONT	W	2-1
Oct. 10	EMORY & HENRY	W	2-0
Oct. 11	JAMES MADISON	W	2-1
Oct. 11	GEORGE WASHINGTON	L	0-2
Oct. 18	Wake Forest	L	1-3
Oct. 26	RADFORD	L	0-2
Oct. 27	Louisburg	L	0-2
Oct. 27	Peace	W	2-0
Oct. 27	East Carolina	L	0-2
Oct. 28	Concord	T	1-1
Oct. 28	Longwood	T	1-1
Nov. 4	Radford	W	3-2
Nov. 4	Virginia Commonwealth	L	1-2
Nov. 10	Radford	W	2-1
Nov. 11	James Madison	L	0-2
Nov. 12	Virginia Commonwealth	L	0-2

## 1979 12-21-1

Sept. 21	George Washington	L	0-2
Sept. 21	Yale	L	0-2
Sept. 21	New York Tech	W	2-1
Sept. 22	West Virginia	L	0-2
Sept. 22	Colgate	L	0-2
Oct. 3	UNC Greensboro	L	0-2
Oct. 3	N.C. State	L	0-2
Oct. 5	Tennessee Tech	L	0-2
Oct. 5	Appalachian State	T	1-1
Oct. 5	UT-Chattanooga	W	2-0
Oct. 5	Marshall	L	0-2
Oct. 6	Western Carolina	W	2-0
Oct. 6	Appalachian State	L	0-2
Oct. 6	Middle Tennessee State	L	1-2
Oct. 9	VIRGINIA	W	3-0
Oct. 9	RADFORD	W	2-0
Oct. 10	East Tennessee State	L	0-3
Oct. 13	Morehead State	L	0-2
Oct. 13	Kentucky State	W	2-1
Oct. 13	Dayton	L	0-2
Oct. 17	APPALACHIAN STATE	L	1-3
Oct. 20	Tennessee	L	0-3

Oct. 20	Duke	L	0-3
Oct. 22	Appalachian State	L	1-2
Oct. 22	High Point	W	2-1
Oct. 22	LIBERTY	W	3-2
Oct. 30	CONCORD	L	2-3
Oct. 31	James Madison	L	0-2
NOV. 3	VIRGINIA	W	2-0
NOV. 3	GUILFORD	W	2-1
NOV. 3	GEORGE MASON	L	0-2
Nov. 6	North Carolina	L	0-2
Nov. 6	Wake Forest	W	2-0
Nov. 10	Virginia	W	3-0

## 1980

22-22, 0-6 (7TH-METRO)

SEPT. 23	MARY WASHINGTON	W	2-0
SEPT. 23	WAKE FOREST	L	0-2
SEPT. 26	Tulane	L	1-2
SEPT. 26	Florida State	L	1-2
SEPT. 26	St. Louis	L	1-2
Sept. 27	Cincinnati	L	0-2
Sept. 27	Louisville	L	0-2
Sept. 27	Memphis	L	0-2
Oct. 1	Virginia	W	3-0
Oct. 3	UNC Asheville	W	2-0
Oct. 3	Appalachian State	L	1-2
Oct. 3	UNC Charlotte	L	0-2
Oct. 3	Tennessee Tech	W	2-1
Oct. 4	Milligan	W	2-0
Oct. 4	Appalachian State	W	2-1
Oct. 4	East Tennessee State	W	2-1
Oct. 7	Appalachian State	W	2-1
Oct. 9	MARSHALL	L	1-2
Oct. 14	APPALACHIAN STATE	W	2-0
Oct. 16	North Carolina	L	0-3
Oct. 17	Virginia Commonwealth	W	2-0
Oct. 17	UNC Charlotte	L	1-2
Oct. 17	High Point	L	1-2
Oct. 18	Virginia	W	2-0
Oct. 18	East Carolina	L	0-2
Oct. 18	Wake Forest	L	1-2
Oct. 20	LIBERTY	W	3-0
Oct. 21	Marshall	W	2-1
Oct. 21	Concord	W	2-0
Oct. 23	Virginia Commonwealth	W	2-0
Oct. 23	N.C. State	L	0-2
Oct. 24	UNC GREENSBORO	W	2-1
Oct. 24	CHRISTOPHER NEWPORT	W	2-0
Oct. 25	Radford	L	1-3
Oct. 28	CONCORD	W	3-0
Nov. 1	George Mason	L	2-3
Nov. 4	Wake Forest	W	2-0
Nov. 4	Guilford	W	2-0
Nov. 10	Liberty	W	3-1
NOV. 12	VIRGINIA	W	3-0
Nov. 21	Clemson	L	1-2
Nov. 21	Kentucky	L	0-2
Nov. 22	Tennessee	L	0-2
Nov. 22	Northern Kentucky	L	0-2

## 1981

33-16, 0-5 (6TH-METRO)

Sept. 22	Concord	W	3-0
SEPT. 24	VIRGINIA COMMONWEALTH	W	2-0
Sept. 26	George Mason	W	2-0
Sept. 26	William & Mary	L	0-2
Sept. 26	Mary Washington	W	2-1
Sept. 27	James Madison	W	2-0
Sept. 27	Navy	W	2-1
Sept. 27	Catonsville	W	2-0
SEPT. 29	EAST TENNESSEE STATE	L	0-2
Oct. 2	Tennessee	L	0-2
Oct. 2	N.C. State	L	0-2
Oct. 2	South Carolina	L	0-2
Oct. 3	Charleston	W	2-0
Oct. 3	Morehead State	L	0-2
Oct. 6	WAKE FOREST	W	2-0
Oct. 6	LIBERTY	W	2-0
Oct. 7	VIRGINIA	W	3-2
Oct. 9	Marshall	W	3-0
Oct. 9	East Tennessee State	L	0-2
Oct. 9	Guilford	W	2-1
Oct. 10	Appalachian State	L	0-2
Oct. 10	UNC Asheville	W	2-1
Oct. 10	Guilford	W	3-2



The 1982 club won a school-record 36 matches.

Oct. 13	OLD DOMINION	W	2-0
Oct. 13	APPALACHIAN STATE	L	0-2
Oct. 15	UNC Greensboro	W	2-1
Oct. 15	Guilford	W	2-0
Oct. 16	GEORGE MASON	W	3-0
Oct. 20	RADFORD	W	3-0
Oct. 27	LONGWOOD	W	2-0
Oct. 27	CONCORD	W	2-0
Oct. 28	Lenoir-Rhyne	W	2-1
Oct. 28	APPALACHIAN STATE	L	0-2
Oct. 30	Toledo	W	2-0
Oct. 30	Rio Grande	W	2-0
Oct. 30	Kentucky State	W	2-1
Oct. 31	Virginia Commonwealth	L	1-2
Oct. 31	Marshall	W	2-0
Oct. 31	Kentucky State	W	2-0
Nov. 3	UNC Asheville	W	2-0
Nov. 3	Wake Forest	W	2-1
NOV. 7	WILLIAM & MARY	W	2-0
Nov. 9	Liberty	W	3-0
Nov. 13	Old Dominion	W	2-0
Nov. 19	Louisville	L	0-2
Nov. 19	Memphis	L	1-2
Nov. 20	St. Louis	L	0-2
Nov. 20	Tulane	L	1-2
Nov. 21	Cincinnati	L	1-2

## 1982

36-20, 1-5 (T5TH-METRO)

Sept. 25	Catholic	W	2-0
Sept. 25	Loyola MD	L	0-2
Sept. 25	William & Mary	W	2-0
Sept. 26	Liberty	W	2-0
Sept. 26	Virginia	L	0-2
Sept. 26	William & Mary	L	1-2
SEPT. 28	WAKE FOREST	W	2-0
SEPT. 28	LYNCHBURG	W	2-0
Oct. 1	Winthrop	W	2-1
Oct. 1	Western Carolina	W	2-1
Oct. 1	Jacksonville	L	0-2
Oct. 2	Clemson	L	0-2
Oct. 2	North Carolina State	L	0-2
Oct. 5	EAST TENNESSEE STATE	W	3-1
Oct. 8	George Mason	W	2-1
Oct. 8	Juniata	W	2-0
Oct. 8	Duquesne	W	2-0
Oct. 9	Lehigh	W	2-0
Oct. 9	Villanova	W	2-0
Oct. 9	Juniata	L	0-2
Oct. 12	APPALACHIAN STATE	W	2-0
Oct. 12	LIBERTY	W	2-1
Oct. 13	UNC CHARLOTTE	W	2-0
Oct. 13	UNC GREENSBORO	W	2-0
Oct. 16	LYNCHBURG	W	2-0
Oct. 16	RADFORD	W	2-1
Oct. 16	MARSHALL	W	2-0
Oct. 16	LYNCHBURG	W	2-0
Oct. 16	RADFORD	W	2-1
Oct. 19	Lenoir-Rhyne	W	2-1
Oct. 19	Wake Forest	W	2-0
Oct. 22	Louisville	L	0-2
Oct. 22	Tennessee	L	0-2
Oct. 23	Morehead State	L	1-2
Oct. 23	Tulane	L	1-2
Oct. 27	Virginia	W	3-0

Oct. 29	Virginia Commonwealth	W	2-1
Oct. 29	Kentucky State	W	2-1
Oct. 29	Appalachian State	L	0-2
Oct. 30	Marshall	W	2-1
Oct. 30	Appalachian State	L	0-2
Oct. 30	James Madison	W	2-0
Nov. 3	Radford	L	1-2
Nov. 4	Lynchburg	W	3-0
Nov. 9	Liberty	W	3-1
Nov. 13	William & Mary	W	2-1
Nov. 13	Virginia Commonwealth	W	2-1
Nov. 13	George Mason	W	2-1
Nov. 13	James Madison	W	2-1
Nov. 13	Appalachian State	L	2-3
Nov. 21	Southern Mississippi	L	1-2
Nov. 21	Memphis	L	1-2
Nov. 22	Louisville	L	1-2
Nov. 22	Tulane	W	2-1
Nov. 23	Florida State	L	0-2
Nov. 23	Cincinnati	L	0-2

## 1983

28-14, 1-6 (7TH-METRO)

Sept. 21	Appalachian State	L	0-3
Sept. 24	George Mason	W	2-0
Sept. 24	Virginia	W	2-0
Sept. 24	Maryland-Baltimore	W	2-0
Sept. 24	Howard	W	2-1
Sept. 25	Virginia Commonwealth	W	2-0
Sept. 25	Delaware	W	2-1
Sept. 25	Mansfield	W	2-1
SEPT. 27	LYNCHBURG	W	3-0
SEPT. 30	MEMPHIS	L	0-3
SEPT. 30	CINCINNATI	L	0-3
SEPT. 30	FLORIDA STATE	L	1-3
SEPT. 30	LOUISVILLE	L	1-3
Oct. 4	VIRGINIA	W	3-1
Oct. 8	LONGWOOD	W	2-0
Oct. 8	WILLIAM & MARY	L	1-2
Oct. 8	UNC CHARLOTTE	W	2-0
Oct. 11	LIBERTY	W	3-0
Oct. 12	EASTERN MENNONITE	W	2-1
Oct. 12	LYNCHBURG	W	2-0
Oct. 14	USC-Spartanburg	W	3-1
Oct. 14	Wake Forest	W	3-0
Oct. 15	UNC Asheville	W	3-0
Oct. 21	Louisville	L	0-3
Oct. 21	Rhode Island	L	1-3
Oct. 22	Morehead State	W	3-0
Oct. 22	George Washington	W	3-1
Oct. 25	East Tennessee State	W	3-2
Oct. 28	South Carolina	L	0-3
Oct. 28	Southern Mississippi	W	3-0
Oct. 29	Tulane	L	0-3
Nov. 1	Liberty	W	2-0
Nov. 1	Wake Forest	W	2-0
Nov. 3	UNC Charlotte	W	2-1
Nov. 3	Western Carolina	L	0-2
NOV. 9	APPALACHIAN STATE	W	3-0
Nov. 12	George Mason	W	2-0
Nov. 12	William & Mary	L	0-2
Nov. 12	Virginia	W	2-1
Nov. 12	James Madison	W	2-0
Nov. 12	William & Mary	L	2-3
Nov. 18	South Carolina	L	0-3

## 1984

16-19, 2-5 (6TH-METRO)

SEPT. 18	LIBERTY	W	3-0
Sept. 19	Appalachian State	L	0-3
Sept. 21	George Mason	L	0-2
Sept. 21	Virginia Commonwealth	L	0-2
Sept. 22	Charles County CC	W	2-0
Sept. 22	Navy	W	2-0
SEPT. 25	WAKE FOREST	W	3-1
SEPT. 28	GEORGE MASON	L	1-3
SEPT. 29	RADFORD	W	3-0
SEPT. 29	WESTERN CAROLINA	W	3-1
OCT. 2	EAST TENNESSEE STATE	W	3-0
OCT. 3	James Madison	L	2-3
OCT. 5	CINCINNATI	W	3-2
OCT. 6	LOUISVILLE	L	0-3
OCT. 8	UNC CHARLOTTE	W	3-0
OCT. 9	JAMES MADISON	W	3-0
Oct. 13	South Carolina	L	0-3
Oct. 14	UNC Charlotte	L	2-3
Oct. 17	Virginia	L	0-3
Oct. 19	Tulane	L	0-3
Oct. 20	Southern Mississippi	W	3-0
Oct. 23	Wake Forest	W	3-0
OCT. 26	FLORIDA STATE	L	0-3
Oct. 27	North Carolina	L	0-3
OCT. 28	Duke	L	1-3
Oct. 30	Appalachian State	W	3-0
Nov. 3	Memphis	L	2-3
Nov. 3	Tulsa	L	1-3
Nov. 3	Morehead State	L	1-3
Nov. 6	Liberty	W	3-1
Nov. 9	Princeton	L	0-3
Nov. 9	Virginia	L	1-3
Nov. 10	Youngstown State	W	3-0
Nov. 10	West Virginia	W	3-2
Nov. 16	Florida State	L	0-3

## 1985

15-19, 0-6 (7TH-METRO)

SEPT. 14	DUKE	L	1-3
SEPT. 17	APPALACHIAN STATE	W	3-2
Sept. 20	Delaware	W	2-0
Sept. 20	Virginia Commonwealth	L	0-2
Sept. 20	Charles County CC	L	1-2
Sept. 21	Howard	W	2-1
Sept. 21	Mansfield	W	2-0
Sept. 21	Delaware	W	2-0
SEPT. 24	LIBERTY	W	3-1
SEPT. 27	JAMES MADISON	W	3-0
SEPT. 28	GEORGE MASON	W	3-0
SEPT. 28	ST. AUGUSTINE'S	W	3-0
OCT. 2	WAKE FOREST	W	3-0
Oct. 5	Florida State	L	0-3
Oct. 5	Mississippi	L	2-3
OCT. 7	East Tennessee State	W	3-1
OCT. 9	VIRGINIA	L	2-3
Oct. 11	Cincinnati	L	0-3
Oct. 12	Louisville	L	1-3
Oct. 16	James Madison	L	1-3
OCT. 19	SOUTH CAROLINA	L	1-3
OCT. 23	Wake Forest	W	3-1
OCT. 26	MEMPHIS	L	1-3
Oct. 29	Liberty	W	3-1
Nov. 1	Southern Mississippi	L	1-3

Nov. 3	East Carolina	L	2-3
Nov. 3	William & Mary	L	0-3
Nov. 5	Appalachian State	L	2-3
Nov. 8	Virginia	W	3-1
Nov. 9	Virginia Commonwealth	W	3-2
Nov. 9	West Virginia	L	0-3
Nov. 16	George Washington	L	0-3
Nov. 16	Georgetown	L	0-3
Nov. 23	South Carolina	L	1-3

## 1986

23-14, 3-3 (4TH-METRO)

Sept. 13	Duke	L	1-3
SEPT. 16	LIBERTY	W	3-0
Sept. 19	Western Carolina	W	3-2
Sept. 20	N.C. State	L	1-3
Sept. 20	North Carolina	L	0-3
SEPT. 26	CINCINNATI	L	2-3
SEPT. 27	LOUISVILLE	W	3-1
SEPT. 30	EAST TENNESSEE STATE	W	3-1
OCT. 1	JAMES MADISON	W	3-0
OCT. 3	EAST CAROLINA	W	3-0
OCT. 5	FLORIDA STATE	L	0-3
OCT. 7	WAKE FOREST	W	3-1
OCT. 8	APPALACHIAN STATE	W	3-1
OCT. 11	South Carolina	L	0-3
Oct. 14	Liberty	W	3-0
OCT. 17	HIGH POINT	W	3-0
OCT. 18	CHARLES COUNTY CC	W	3-2
OCT. 18	ROANOKE	W	3-1
OCT. 22	Wake Forest	W	3-0
Oct. 24	Tulane	L	1-3
Oct. 25	Southern Mississippi	W	3-1
OCT. 25	South Alabama	W	3-1
Oct. 28	Virginia	L	1-3
Oct. 31	Oral Roberts	L	0-3
Nov. 1	Memphis	W	3-2
Nov. 2	Mississippi	L	0-3
Nov. 5	Appalachian State	W	3-2
Nov. 7	LIBERTY	W	3-0
NOV. 7	VIRGINIA	W	3-1
NOV. 8	AMERICAN	W	3-0
NOV. 8	UNC WILMINGTON	W	3-0
Nov. 12	James Madison	L	1-3
Nov. 14	Illinois State	L	1-3
Nov. 15	Illinois-Chicago	L	1-3
Nov. 16	Valparaiso	W	3-1
NOV. 21	LOUISVILLE	W	3-2
NOV. 22	FLORIDA STATE	L	0-3

## 1987

15-18, 1-5 (6TH-METRO)

SEPT. 7	NORTH CAROLINA	L	0-3
Sept. 12	Duke	L	1-3
Sept. 15	Liberty	W	3-1
Sept. 18	UAB	W	3-1
Sept. 19	Eastern Michigan	L	0-3
Sept. 19	Tennessee	L	0-3
SEPT. 22	VIRGINIA	L	1-3
Sept. 26	Florida State	L	0-3
Sept. 27	Florida A&M	W	3-0
SEPT. 29	APPALACHIAN STATE	W	3-0
OCT. 2	Cincinnati	L	1-3
OCT. 3	Louisville	L	1-3
OCT. 6	East Tennessee State	L	2-3
OCT. 12	MEMPHIS	L	0-3

OCT. 13	JAMES MADISON	W	3-2
OCT. 16	CHARLES COUNTY CC	W	3-0
OCT. 17	ELON	W	3-0
OCT. 17	HIGH POINT	W	3-0
OCT. 20	Lynchburg	W	3-2
OCT. 23	SOUTHERN MISS	W	3-0
Oct. 24	Virginia Commonwealth	W	3-1
OCT. 28	UNC CHARLOTTE	W	3-2
OCT. 30	CHARLESTON SOUTHERN	W	3-2
OCT. 31	SOUTH CAROLINA	L	0-3
Nov. 3	James Madison	L	0-3
Nov. 6	George Mason	W	3-1
Nov. 7	Virginia	W	3-0
Nov. 7	James Madison	L	0-3
Nov. 13	South Florida	L	0-3
Nov. 13	Jacksonville	L	0-3
Nov. 14	Temple	L	0-3
Nov. 14	Jacksonville	L	2-3
Nov. 22	Memphis	L	0-3

## 1988

11-21, 1-5 (6TH-METRO)

Sept. 2	George Washington	L	2-3
Sept. 3	William & Mary	L	0-3
Sept. 3	San Diego	W	3-0
Sept. 3	Appalachian State	W	3-1
Sept. 10	Duke	L	0-3
SEPT. 13	LIBERTY	W	3-2
SEPT. 16	Memphis	L	1-3
Sept. 17	New Mexico	L	0-3
Sept. 17	Wyoming	L	1-3
SEPT. 20	EAST TENNESSEE STATE	W	3-2
Sept. 23	Liberty	L	1-3
Sept. 24	James Madison	L	0-3
Sept. 24	Virginia Commonwealth	W	3-1
SEPT. 27	JAMES MADISON	W	3-1
OCT. 2	FLORIDA STATE	L	0-3
Oct. 8	Southern Mississippi	W	3-1
Oct. 8	New Orleans	W	3-1
OCT. 11	Liberty	W	3-0
OCT. 14	CHARLES COUNTY CC	W	3-1
OCT. 15	HIGH POINT	L	1-3
OCT. 15	KING	W	3-0
Oct. 18	James Madison	L	1-3
OCT. 21	South Carolina	L	0-3
Oct. 22	Charleston Southern	L	1-3
OCT. 25	VIRGINIA	L	2-3
OCT. 29	Memphis	L	0-3
Oct. 30	Arkansas State	L	2-3
NOV. 4	CINCINNATI	L	0-3
NOV. 5	LOUISVILLE	L	1-3
Nov. 11	Georgetown	L	1-3
Nov. 12	Wright State	L	0-3
Nov. 18	South Carolina	L	0-3

## 1989

24-15, 1-6 (7TH-METRO)

Sept. 1	Michigan	L	0-3
Sept. 2	Auburn	L	2-3
Sept. 2	West Virginia	W	3-1
SEPT. 5	LIBERTY	W	3-1
Sept. 8	Davidson	W	3-0
Sept. 8	UNC Greensboro	W	3-0
Sept. 9	Augusta	W	3-0
Sept. 9	Virginia Commonwealth	W	3-1
Sept. 9	Charleston	W	3-0
Sept. 11	Radford	W	3-0
SEPT. 13	CALIFORNIA-IRVINE	L	0-3
SEPT. 15	UNC ASHEVILLE	W	3-0
SEPT. 16	HAMPTON	W	3-0
SEPT. 16	VIRGINIA COMMONWEALTH	W	3-0
Sept. 19	James Madison	L	1-3
Sept. 22	James Madison	W	3-1
Sept. 23	William & Mary	L	0-3
Sept. 23	George Mason	W	3-1
SEPT. 26	RADFORD	W	3-1
Sept. 29	Cincinnati	L	2-3
Sept. 30	Louisville	L	1-3
OCT. 3	APPALACHIAN STATE	W	3-0
OCT. 6	MEMPHIS	L	1-3
OCT. 10	JAMES MADISON	W	3-0
OCT. 13	SOUTHERN MISS	W	3-1
OCT. 14	TULANE	L	2-3
OCT. 14	AKRON	L	0-3
OCT. 16	East Tennessee State	W	3-0
OCT. 20	MARSHALL	W	3-0

OCT. 21	CHARLESTON SOUTHERN	W	3-0
OCT. 21	MARSHALL	W	3-0
OCT. 24	Liberty	W	3-1
OCT. 28	SOUTH CAROLINA	L	0-3
OCT. 29	COASTAL CAROLINA	W	3-0
OCT. 31	VIRGINIA	L	1-3
Nov. 4	Florida State	L	0-3
NOV. 7	UNC CHARLOTTE	W	3-0
Nov. 10	Virginia	L	0-3
Nov. 17	Memphis	L	1-3

## 1990

16-18, 1-6 (7TH-METRO)

Sept. 1	Kent State	L	1-3
Sept. 1	Akron	L	0-3
Sept. 2	Cleveland State	W	3-0
Sept. 2	Toledo	L	1-3
SEPT. 4	LIBERTY	W	3-1
Sept. 11	Appalachian State	W	3-1
Sept. 14	George Washington	W	3-1
Sept. 15	Rice	L	0-3
Sept. 15	Wichita State	L	0-3
SEPT. 16	Sam Houston State	L	0-3
SEPT. 18	RADFORD	W	3-0
Sept. 21	Virginia	L	2-3
Sept. 22	George Mason	W	3-0
Sept. 22	Hampton	W	3-0
SEPT. 25	JAMES MADISON	W	3-0
SEPT. 26	VIRGINIA	L	0-3
SEPT. 28	CINCINNATI	L	0-3
SEPT. 29	LOUISVILLE	L	0-3
Oct. 2	Radford	W	3-2
Oct. 5	Florida State	L	0-3
OCT. 6	South Florida	L	2-3
Oct. 13	South Carolina	L	1-3
Oct. 16	Liberty	L	0-3
OCT. 19	FURMAN	W	3-0
OCT. 20	CHARLES COUNTY CC	W	3-0
OCT. 20	HIGH POINT	W	3-0
OCT. 27	Tulane	L	0-3
OCT. 28	Southern Mississippi	W	3-2
NOV. 1	EAST TENNESSEE STATE	W	3-0
NOV. 3	MEMPHIS	L	0-3
Nov. 6	James Madison	L	0-3
Nov. 9	Georgia Tech	W	3-0
Nov. 10	Clemson	W	3-1
Nov. 16	Florida State	L	0-3

## 1991

28-12, 5-1 (2ND-METRO)

Aug. 30	Northwestern	L	0-3
Aug. 31	Iowa State	L	0-3
Aug. 31	DePaul	L	0-3
SEPT. 7	FURMAN	W	3-1
SEPT. 7	ST. AUGUSTINE'S	W	3-0
SEPT. 10	LIBERTY	W	3-0
Sept. 14	UT-Chattanooga	W	3-0
Sept. 14	Furman	W	3-2
Sept. 17	UNC Greensboro	W	3-0
Sept. 21	Duke	L	0-3
Sept. 21	George Mason	W	3-1
Sept. 21	Liberty	W	3-1
Sept. 22	Villanova	L	1-3
Sept. 22	Virginia	L	1-3
SEPT. 24	MARSHALL	W	3-1
SEPT. 25	JAMES MADISON	L	2-3
Sept. 27	Western Carolina	W	3-0
Sept. 27	Nicholls State	L	1-3
Sept. 28	East Carolina	W	3-1
Sept. 28	Coastal Carolina	W	3-0
Oct. 1	Liberty	W	3-1
OCT. 4	AKRON	W	3-1
OCT. 5	VIRGINIA	L	1-3
OCT. 8	RADFORD	W	3-0
Oct. 11	South Florida	W	3-0
Oct. 12	Virginia Commonwealth	W	3-0
OCT. 12	UNC Charlotte	W	3-2
OCT. 13	WISCONSIN-MILWAUKEE	W	3-0
OCT. 15	APPALACHIAN STATE	W	3-0
OCT. 22	East Tennessee State	W	3-0
Oct. 25	Louisville	L	0-3
OCT. 26	Southern Mississippi	W	3-1
Oct. 26	Tulane	W	3-2
NOV. 2	UNC ASHEVILLE	W	3-0
Nov. 5	Radford	W	3-1
Nov. 8	James Madison	W	3-0
Nov. 9	Towson State	L	1-3
Nov. 12	UNC Greensboro	W	3-0
NOV. 22	VIRGINIA COMMONWEALTH	W	3-0
NOV. 23	UNC CHARLOTTE	L	1-3

Continued on next page



*Lisa Pikalek, who starred at Tech from 1989-1992, was recognized by Coach Greg Smith at a Tech volleyball game in 2004.*

Continued from previous page

## 1992

26-11, 5-1 (T1ST-METRO)

Sept. 1	Virginia	W	3-0
Sept. 4	Miami (OH)	W	3-1
Sept. 5	William & Mary	L	0-3
Sept. 5	N.C. State	W	3-0
Sept. 9	James Madison	W	3-0
SEPT. 10	LIBERTY	W	3-0
Sept. 15	Appalachian State	W	3-2
Sept. 18	Wisconsin	L	0-3
Sept. 19	Colorado	L	0-3
Sept. 19	DePaul	L	0-3
SEPT. 22	DAVIDSON	W	3-0
SEPT. 23	EAST TENNESSEE STATE	W	3-1
Sept. 25	George Washington	W	3-2
Sept. 25	Maryland	L	0-3
Sept. 26	Cornell	W	3-2
OCT. 6	JAMES MADISON	W	3-1
OCT. 8	VIRGINIA	W	3-1
OCT. 9	MARSHALL	W	3-0
OCT. 11	VIRGINIA COMMONWEALTH	W	3-0
OCT. 14	Radford	W	3-0
OCT. 16	South Florida	W	3-2
OCT. 20	UNC Charlotte	W	3-1
OCT. 30	Western Kentucky	W	3-1
OCT. 31	Louisville	W	3-2
NOV. 3	RADFORD	W	3-0
NOV. 6	TULANE	L	2-3
NOV. 7	SOUTHERN MISS	W	3-2
Nov. 10	Liberty	W	3-2
Nov. 14	UAB	W	3-2
Nov. 14	Duke	L	0-3
Nov. 20	Virginia Commonwealth	W	3-0
Nov. 21	UNC Charlotte	W	3-1
Nov. 22	Louisville	L	1-3
Dec. 4	Fresno State	L	0-3
Dec. 4	Bowling Green	L	1-3
Dec. 5	Delaware	W	3-1
Dec. 5	Texas-Arlington	L	2-3

## 1993

17-18, 2-4 (T5TH-METRO)

SEPT. 1	LIBERTY	W	3-0
Sept. 3	Georgia	L	1-3
Sept. 4	Duke	L	0-3
Sept. 4	American	W	3-0
Sept. 8	Virginia	L	1-3
SEPT. 10	DAYTON	W	3-2
SEPT. 11	APPALACHIAN STATE	W	3-0
SEPT. 11	MONTANA STATE	W	3-2
Sept. 17	East Tennessee State	L	1-3
Sept. 18	South Carolina	W	2-3
Sept. 18	SE Missouri State	L	1-3
Sept. 19	UNC Asheville	W	3-0
Sept. 24	Kansas	L	1-3
Sept. 25	Syracuse	W	3-0
Sept. 25	Pittsburgh	L	1-3
Sept. 29	James Madison	W	3-0
OCT. 1	EVANSVILLE	W	3-0
OCT. 2	MARSHALL	W	3-0
OCT. 2	EAST TENNESSEE STATE	W	3-0
OCT. 8	Southern Mississippi	W	3-0
OCT. 9	Tulane	L	0-3
OCT. 12	VIRGINIA	W	3-0

OCT. 17	N.C. STATE	L	1-3
OCT. 19	UNC CHARLOTTE	L	2-3
Oct. 23	William & Mary	L	0-3
Oct. 24	Virginia Commonwealth	W	3-0
OCT. 29	LOUISVILLE	L	0-3
NOV. 2	TENNESSEE	L	0-3
Nov. 5	South Florida	L	0-3
Nov. 6	Central Florida	L	0-3
NOV. 9	JAMES MADISON	W	3-1
Nov. 12	William & Mary	W	3-1
Nov. 13	George Washington	L	0-3
Nov. 13	Hofstra	L	0-3
Nov. 19	UNC Charlotte	L	2-3

## 1994

12-20, 2-4 (5TH-METRO)

Sept. 2	DePaul	L	2-3
Sept. 2	Maryland	L	1-3
Sept. 3	Texas A&M	W	3-2
Sept. 6	Liberty	W	1-3
Sept. 9	Washington State	L	0-3
Sept. 9	Colorado State	L	0-3
Sept. 10	New Orleans	W	3-0
SEPT. 16	WILLIAM & MARY	L	2-3
SEPT. 16	KANSAS	W	3-1
SEPT. 17	MICHIGAN	L	1-3
Sept. 22	Texas	L	0-3
Sept. 23	Kansas State	L	0-3
Sept. 24	Texas-Arlington	L	1-3
Sept. 28	East Tennessee State	W	3-0
OCT. 2	Radford	W	3-1
OCT. 4	Virginia Commonwealth	W	3-1
OCT. 6	JAMES MADISON	W	3-1
OCT. 7	RADFORD	W	3-1
OCT. 11	Virginia	L	0-3
OCT. 14	SOUTH FLORIDA	L	2-3
OCT. 19	UNC Charlotte	L	1-3
OCT. 25	VIRGINIA	W	3-0
OCT. 29	Ball State	L	0-3
OCT. 30	Louisville	L	1-3
NOV. 4	SOUTHERN MISS	W	3-1
NOV. 5	TULANE	L	1-3
Nov. 8	Tennessee	L	0-3
NOV. 11	GEORGE MASON	L	1-3
NOV. 12	ARKANSAS STATE	L	0-3
NOV. 12	PITTSBURGH	L	1-3
Nov. 18	UNC Charlotte	W	3-0
Nov. 19	Louisville	L	0-3

## 1995

22-12, 13-7 (4TH-ATLANTIC 10)

Sept. 1	Marquette	W	3-2
Sept. 1	Montana State	L	0-3
Sept. 2	Texas-El Paso	L	2-3
SEPT. 6	LIBERTY	W	3-0
SEPT. 8	VIRGINIA	W	3-0
SEPT. 9	APPALACHIAN STATE	W	3-0
SEPT. 9	NORTHWESTERN	W	3-1
SEPT. 15	FORDHAM	W	3-0
SEPT. 15	LA SALLE	W	3-0
SEPT. 16	TEMPLE	W	3-0
SEPT. 19	GEORGE WASHINGTON	W	3-2
SEPT. 22	WILLIAM & MARY	L	1-3
SEPT. 23	RADFORD	W	3-0
SEPT. 23	WESTERN KENTUCKY	W	3-1
Sept. 29	Dayton	L	0-3
Sept. 30	Xavier	W	3-0

OCT. 6	MASSACHUSETTS	W	3-2
OCT. 7	RHODE ISLAND	L	0-3
Oct. 13	St. Bonaventure	W	3-1
Oct. 14	Duquesne	W	3-0
OCT. 20	George Washington	L	0-3
Oct. 21	American	W	3-1
OCT. 25	Virginia	L	0-3
OCT. 27	XAVIER	W	3-0
OCT. 28	DAYTON	L	1-3
Nov. 3	Rhode Island	L	1-3
Nov. 4	Massachusetts	L	2-3
NOV. 7	TENNESSEE	W	3-1
NOV. 10	DUQUESNE	W	3-0
NOV. 11	ST. BONAVENTURE	W	3-0
Nov. 17	Fordham	W	3-0
Nov. 18	La Salle	W	3-1
Nov. 18	Temple	L	0-3
Nov. 23	George Washington	L	0-3

## 1996

15-17, 9-11 (T6TH-ATLANTIC 10)

AUG. 30	GEORGETOWN	L	0-3
AUG. 31	AMERICAN	W	3-1
AUG. 31	NORTH CAROLINA	L	0-3
Sept. 1	William & Mary	W	3-1
Sept. 6	Colorado State	L	1-3
Sept. 7	Clemson	L	0-3
Sept. 7	Appalachian State	W	3-0
Sept. 13	Wright State	W	3-1
Sept. 14	Morehead State	W	3-2
Sept. 14	Valparaiso	L	0-3
Sept. 20	Fordham	W	3-2
Sept. 21	La Salle	W	3-0
Sept. 21	Temple	L	1-3
Sept. 27	GEORGE WASHINGTON	W	3-0
OCT. 1	Radford	W	3-0
OCT. 4	DAYTON	L	1-3
OCT. 5	XAVIER	L	1-3
OCT. 11	Duquesne	L	0-3
OCT. 12	St. Bonaventure	W	3-1
OCT. 18	Rhode Island	L	0-3
OCT. 19	Massachusetts	L	2-3
OCT. 22	VIRGINIA	L	0-3
OCT. 25	TEMPLE	W	3-0
OCT. 25	FORDHAM	W	3-0
OCT. 26	LA SALLE	W	3-0
Nov. 1	George Washington	W	3-1
Nov. 8	Xavier	L	1-3
Nov. 9	Dayton	L	0-3
Nov. 15	DUQUESNE	L	0-3
Nov. 16	ST. BONAVENTURE	W	3-0
Nov. 22	MASSACHUSETTS	L	1-3
Nov. 24	RHODE ISLAND	L	0-3

## 1997

16-16, 11-9 (4th-ATLANTIC 10)

Aug. 29	North Carolina	L	0-3
Aug. 30	Connecticut	L	1-3
Aug. 30	Southern Illinois	W	3-0
Sept. 5	Florida	L	0-3
Sept. 6	Northwestern	L	0-3
Sept. 6	Kansas	L	2-3
Sept. 9	RADFORD	W	3-0
Sept. 13	Wake Forest	W	3-0
Sept. 13	William & Mary	W	3-0
Sept. 16	JAMES MADISON	W	3-0
Sept. 19	George Washington	L	2-3

Sept. 20	Fordham	W	3-0
Sept. 26	XAVIER	W	3-1
Sept. 27	DAYTON	L	0-3
Oct. 3	Massachusetts	W	3-1
OCT. 4	Rhode Island	L	0-3
OCT. 10	TEMPLE	L	2-3
OCT. 11	LA SALLE	W	3-0
OCT. 17	DUQUESNE	L	1-3
OCT. 18	ST. BONAVENTURE	W	3-0
OCT. 24	FORDHAM	W	3-0
OCT. 25	GEORGE WASHINGTON	W	3-1
OCT. 28	Virginia	L	0-3
OCT. 31	Dayton	L	1-3
Nov. 1	Xavier	L	2-3
Nov. 7	RHODE ISLAND	L	0-3
Nov. 8	MASSACHUSETTS	W	3-2
Nov. 14	La Salle	W	3-0
Nov. 15	Temple	L	0-3
Nov. 21	St. Bonaventure	W	3-0
Nov. 22	Duquesne	W	3-2
Nov. 28	Temple	L	0-3

## 1998

21-9, 15-5 (3rd-ATLANTIC 10)

Sept. 4	Southwest Texas State	L	0-3
Sept. 5	Southern Methodist	L	0-3
Sept. 5	Louisiana Tech	W	3-0
Sept. 8	VIRGINIA	L	1-3
Sept. 11	RADFORD	W	3-1
Sept. 12	COPPIN STATE	W	3-0
Sept. 12	SETON HALL	W	3-0
Sept. 16	Duquesne	W	3-1
Sept. 19	ST. BONAVENTURE	W	3-0
Sept. 22	James Madison	W	3-1
Sept. 25	Massachusetts	W	3-1
Sept. 26	Rhode Island	W	3-0
OCT. 2	TEMPLE	W	3-1
OCT. 3	LA SALLE	W	3-0
OCT. 9	Dayton	L	1-3
OCT. 10	Xavier	L	1-3
OCT. 16	George Washington	L	1-3
OCT. 17	Fordham	W	3-0
OCT. 21	DUQUESNE	W	3-0
OCT. 23	St. Bonaventure	W	3-0
OCT. 30	RHODE ISLAND	W	3-0
OCT. 31	MASSACHUSETTS	W	3-1
Nov. 6	La Salle	W	3-0
Nov. 7	Temple	L	1-3
Nov. 13	XAVIER	W	3-1
Nov. 14	DAYTON	L	0-3
Nov. 20	FORDHAM	W	3-1
Nov. 21	GEORGE WASHINGTON	W	3-2
Nov. 27	Dayton	W	3-0
Nov. 28	Temple	L	0-3

## 1999

9-19, 8-10 (7TH-ATLANTIC 10)

Date	Opponent	W/L	Res.
Sept. 1	Virginia	L	0-3
Sept. 4	VILLANOVA	W	3-0
Sept. 4	KENTUCKY	L	1-3
Sept. 4	NORTHERN ILLINOIS	L	1-3
Sept. 10	Cal-Santa Barbara	L	0-3
Sept. 10	Arizona State	L	0-3
Sept. 11	Georgia Tech	L	0-3
Sept. 11	South Carolina	L	0-3
Sept. 17	Fordham	W	3-2
Sept. 18	Duquesne	L	2-3
Sept. 24	LA SALLE	W	3-2
Sept. 25	TEMPLE	W	3-2
Sept. 28	TENNESSEE	L	2-3
OCT. 1	GEORGE WASHINGTON	W	3-1
OCT. 5	JAMES MADISON	L	0-3
OCT. 8	Dayton	L	0-3
OCT. 9	Xavier	L	0-3
OCT. 15	RHODE ISLAND	W	3-0
OCT. 16	MASSACHUSETTS	W	3-0
OCT. 22	DUQUESNE	L	1-3
OCT. 23	FORDHAM	W	3-2
OCT. 29	Temple	L	0-3
OCT. 30	La Salle	L	1-3
Nov. 5	George Washington	L	2-3
Nov. 12	XAVIER	W	3-0
Nov. 13	DAYTON	L	1-3
Nov. 19	Massachusetts	L	0-3
Nov. 20	Rhode Island	L	0-3

The 1992 team posted a winning percentage of .700, the second-highest in the program's history.





## 2000

13-16

Sept. 1	MARSHALL	W	3-2
Sept. 1	APPALACHIAN STATE	W	3-1
Sept. 2	N.C. STATE	W	3-2
Sept. 2	SOUTHWEST TEXAS	L	0-3
Sept. 8	Air Force	W	3-0
Sept. 9	Bradley	L	1-3
Sept. 9	Kansas State	L	0-3
Sept. 14	Radford	L	1-3
Sept. 15	GEORGE MASON	L	0-3
Sept. 22	Howard	W	3-0
Sept. 23	Seton Hall	L	0-3
Sept. 25	James Madison	L	0-3
Sept. 26	Tennessee	L	2-3
Sept. 29	Md.-Baltimore County	L	0-3
Sept. 30	Virginia Commonwealth	W	3-1
Sept. 30	William & Mary	L	0-3
Oct. 7	EAST CAROLINA	W	3-0
Oct. 8	JAMES MADISON	W	3-1
Oct. 10	Duke	L	0-3
Oct. 13	Rutgers	L	0-3
Oct. 14	St. Peter's	L	2-3
Oct. 17	Liberty	L	2-3
Oct. 20	RADFORD	W	3-0
Oct. 21	VIRGINIA	L	1-3
Oct. 25	UNC Charlotte	W	3-1
Oct. 31	EAST TENNESSEE STATE	W	3-1
Nov. 1	LIBERTY	W	3-2
Nov. 4	N.C. State	L	1-3
Nov. 18	East Carolina	W	3-1

## 2001

9-19, 5-7 (T8th-BIG EAST)

Aug. 31	Gardner-Webb	W	3-0
Sept. 1	Evansville	L	1-3
Sept. 1	Western Carolina	L	0-3

Sept. 4	Virginia	L	1-3
SEPT. 7	MD.-BALTIMORE COUNTY	W	3-0
SEPT. 7	EAST CAROLINA	W	3-0
SEPT. 8	AKRON	L	0-3
SEPT. 18	LIBERTY	L	0-3
Sept. 21	St. John's	L	2-3
Sept. 23	Seton Hall	L	1-3
Sept. 28	Notre Dame	L	0-3
Sept. 30	Syracuse	L	0-3
OCT. 5	WEST VIRGINIA	W	3-2
OCT. 7	PITTSBURGH	W	3-1
OCT. 10	RADFORD	L	0-3
OCT. 14	PROVIDENCE	W	3-0
Oct. 16	Tennessee	L	1-3
Oct. 19	James Madison	W	3-2
Oct. 20	Radford	L	0-3
Oct. 23	Liberty	L	1-3
Oct. 27	Villanova	W	3-0
OCT. 28	Rutgers	L	1-3
NOV. 2	BOSTON COLLEGE	W	3-0
NOV. 4	CONNECTICUT	L	1-3
Nov. 10	Georgetown	L	0-3
Nov. 11	George Mason	L	0-3
Nov. 23	Florida	L	0-3
Nov. 24	Louisiana State	L	1-3

## 2002

20-11, 10-3 (2nd-BIG EAST)

Aug. 30	Ohio	L	0-3
Aug. 31	Auburn	W	3-0
Aug. 31	Wake Forest	L	2-3
Sept. 6	Oakland	W	3-0
Sept. 7	Robert Morris	W	3-0
Sept. 7	Akron	L	1-3
SEPT. 10	VIRGINIA	W	3-0
SEPT. 13	CHARLOTTE	W	3-2
SEPT. 14	APPALACHIAN STATE	W	3-0
SEPT. 14	GEORGIA	L	1-3
Sept. 17	TENNESSEE	L	0-3
Sept. 20	Clemson	L	0-3

Sept. 21	TCU	W	3-1
Sept. 21	Coastal Carolina	L	2-3
Sept. 28	Providence	W	3-0
Sept. 29	Boston College	W	3-2
Oct. 5	Georgetown	L	1-3
Oct. 6	Villanova	W	3-1
OCT. 11	SETON HALL	W	3-0
OCT. 13	RUTGERS	W	3-2
Oct. 16	LIBERTY	W	3-0
OCT. 22	Radford	W	3-2
Oct. 26	MIAMI	W	3-0
Oct. 29	JAMES MADISON	W	3-2
NOV. 1	CONNECTICUT	L	0-3
NOV. 3	ST. JOHN'S	W	3-0
Nov. 9	West Virginia	W	3-1
Nov. 10	Pittsburgh	L	2-3
NOV. 15	SYRACUSE	W	3-0
NOV. 17	NOTRE DAME	W	3-0
Nov. 24	Miami	L	2-3

## 2003

13-14, 7-5 (T4th-BIG EAST)

Aug. 29	MIAMI (OHIO)	W	3-1
Aug. 30	CAMPBELL	W	3-0
Aug. 30	EAST TENNESSEE ST.	W	3-0
Sept. 2	Charlotte	L	2-3
Sept. 5	High Point	W	3-0
Sept. 6	Texas Christian	L	1-3
Sept. 6	N.C. State	L	2-3
Sept. 9	Virginia	L	1-3
Sept. 12	College of Charleston	L	1-3
Sept. 12	Morgan State	W	3-0
Sept. 13	Maryland	L	0-3
Sept. 16	RADFORD	W	3-0
Sept. 19	NORTHERN ILLINOIS	L	1-3
Sept. 20	CLEVELAND ST.	L	1-3
Sept. 26	Rutgers	W	3-0
Sept. 28	Seton Hall	W	3-1
Oct. 3	BOSTON COLLEGE	L	1-3
Oct. 10	VILLANOVA	L	2-3

Oct. 12	GEORGETOWN	W	3-1
Oct. 14	Liberty	L	1-3
Oct. 24	St. John's	L	0-3
Oct. 26	Connecticut	W	3-2
Oct. 31	PITTSBURGH	W	3-0
Nov. 2	WEST VIRGINIA	W	3-0
Nov. 7	#12 Notre Dame	L	2-3
Nov. 9	Syracuse	W	3-2
Nov. 15	Miami	L	0-3

## 2004

13-16, 7-9 (T7th-ACC)

Sept. 01	Ohio	L	0-3
Sept. 03	APPALACHIAN STATE	W	3-1
SEPT. 04	LEHIGH	W	3-0
Sept. 04	TOWSON	L	0-3
Sept. 10	Louisiana-Monroe	W	3-0
Sept. 11	Elon	W	3-0
Sept. 11	Georgia	L	2-3
SEPT. 14	LIBERTY	W	3-1
Sept. 17	Michigan	L	0-3
Sept. 17	Tennessee	L	0-3
Sept. 18	Western Michigan	L	2-3
SEPT. 23	FLORIDA STATE	W	3-2
SEPT. 26	MIAMI	W	3-2
OCT. 01	CLEMSON	W	3-0
OCT. 03	GEORGIA TECH	L	0-3
Oct. 08	North Carolina	L	1-3
Oct. 9	N.C. State	W	3-2
OCT. 12	JAMES MADISON	W	3-1
OCT. 15	WAKE FOREST	W	3-0
OCT. 17	Duke	L	1-3
Oct. 22	Florida State	L	0-3
Oct. 24	Miami	L	0-3
OCT. 29	Maryland	L	0-3
Oct. 30	Virginia	L	1-3
NOV. 05	N.C. STATE	W	3-2
NOV. 06	NORTH CAROLINA	W	3-2
NOV. 12	DUKE	L	0-3
NOV. 13	Wake Forest	L	1-3
Nov. 18	Clemson	L	2-3

## VOLLEYBALL AWARD WINNERS

### ACC Volleyball Sportsmanship Award

2004 Volleyball Team

### AVCA All-Region

2003: Katie Esbrook (HM)

2002: Ana Lang (HM)

Cheryl Stinson (HM)

### All-Conference

2003: Annie Spicer (BIG EAST-2nd)

Katie Esbrook (BIG EAST-HM)

Melissa Markowski (BIG EAST-HM)

2002: Cheryl Stinson (BIG EAST-1st)

Ana Lang (BIG EAST-2nd)

2001: Cheryl Stinson (BIG EAST-2nd)

Annie Spicer (BIG EAST-HM)

2000: Ana Lang (Independent Conference)

Player of the Year)

Kelli O'Dell (Independent Conf.)

Cheryl Stinson (Independent Conf.)

1998: Britton Julian (Atlantic 10)

Corrie Bundy (Atlantic 10)

1997: Corrie Bundy (Atlantic 10)

1996: Meredith Braine (Atlantic 10-1st)

1995: Jennifer Arbuckle (Atlantic 10-2nd)

Jennifer Schmidt (Atlantic 10-2nd)

1994: Jennifer Schmidt (Metro-2nd)

1993: Heather Berglund (Metro-2nd)

1992: Lisa Pikalek (Metro-1st)

Heather Berglund (Metro-2nd)

Kelly Chambliss (Metro-2nd)

Jennifer Schmidt (Metro Conference)

Rookie of the Year)

1991: Heather Berglund (Metro)

Kelli Craven (Metro)

Lisa Pikalek (Metro)

1990: Lisa Pikalek (Metro)

1989: Lisa Pikalek (Metro)

Elizabeth Willson (Metro)

1988: Elizabeth Willson (Metro)

1987: Julie Neely (Metro)

1986: Sonya Adams (Metro)

Julie Neely (Metro)

### All-Tournament

1998: Kerry Majewski (Atlantic 10)

1997: Rachel Julian (Atlantic 10)

1995: Jennifer Schmidt (Atlantic 10)

1992: Lisa Pikalek (Metro)

Jennifer Schmidt (Metro)

1991: Jenni McFadden (Metro)

1986: Julie Neely (Metro)

## Academic Accolades

### AVCA Team Academic Award

2003-04 Volleyball Team

2002-03 Volleyball Team

### Academic All-America

1992: Lisa Pikalek (1st Team)

1991: Lisa Pikalek (2nd Team)

1987: Julie Neely (3rd Team)

### All-District/Region

2004: Melissa Markowski

2003: Melissa Markowski

2001: Holly Disser

1998: Meredith Braine

1996: Laura Hanner

1992: Lisa Pikalek

1991: Lisa Pikalek

1990: Lisa Pikalek

1987: Julie Neely

1982: Ginny Lessman

### BIG EAST Academic All-Star

2003: Erin Brugger

Katie Esbrook

Jennifer Hill

Liz Kapp

Allison Kupec

Melissa Markowski

Kaitlin McPeak

2002: Ashley Bayer

Jennifer Hill

Liz Kapp

Melissa Markowski

Jamie Meyer

Sarah Rogers

Annie Spicer

Cheryl Stinson

Emily Smith

Ann Spicer

2001: Holly Disser

Jenny Hill

Ana Lang

Sarah Rogers

Christine Shubat

Cheryl Stinson

### All-Atlantic 10 Conference

1998: Meredith Braine

1995: Jennifer Arbuckle

### All-Metro Conference

1994: Jennifer Arbuckle

Laura Hanner

Jenni McFadden

1991: Lisa Pikalek

Lynelle Slade

Amanda Yelsh

1993: Jenni McFadden

Amanda Yelsh

1992: Kelly Chambliss

Jenni McFadden

Lisa Pikalek

Amanda Yelsh

1991: Michelle Ames

Kelly Chambliss

Jenni McFadden

Lisa Pikalek

Amanda Yelsh

1990: Kelly Chambliss

Lisa Pikalek

1989: Kelly Chambliss

Lisa Pikalek

1982: Ginny Lessman



### Tech Sports Hall of Fame

Ginny Lessman-Stonick (left), who played at Tech from 1980-83, was inducted into the Tech Sports Hall of Fame in 1995, and Lisa Pikalek, who played from 1989-92, was a 2004 inductee.

# SERIES RECORDS

2005 Hokie opponents in **bold**.

Opponent	Overall	Home	First	Last	Strk
Akron	1-4	1-2	89	02	L2
Alabama	0-1	0-0	77	77	L1
Alabama-Birmingham	2-0	0-0	87	92	W2
Air Force	0-1	0-0	00	00	L1
American	4-0	1-0	86	96	W4
Appalachian State	21-13-1	13-2	79	04	W14
Arkansas State	0-2	0-1	88	94	L2
Arizona State	0-1	0-0	99	99	L1
Auburn	1-1	0-0	89	02	W1
Augusta	1-0	0-0	89	89	W1
Ball State	0-1	0-0	94	94	L1
Bluefield	2-0	2-0	77	78	W2
<b>Boston College</b>	<b>2-1</b>	<b>1-1</b>	<b>01</b>	<b>03</b>	<b>W3</b>
Bowling Green	0-1	0-0	92	92	L1
Bradley	0-1	0-0	00	00	L1
<b>California-Irvine</b>	<b>0-1</b>	<b>0-1</b>	<b>89</b>	<b>89</b>	<b>L1</b>
Cal-Santa Barbara	0-1	0-0	99	99	L1
Campbell	1-0	1-0	03	03	W1
Carson-Newman	0-1	0-0	78	78	L1
Catholic	1-0	0-0	82	82	W1
Catonsville	1-0	0-0	81	81	W1
Central Florida	0-1	0-0	93	93	L1
Charles County CC	5-1	4-0	84	90	W4
Charleston (SC)	2-0	0-0	81	89	W2
Charleston Southern	2-1	2-0	87	89	W1
Charlotte	12-8	6-2	80	03	L1
Christopher Newport	1-0	1-0	80	80	W1
Cincinnati	1-11	1-5	77	90	L6
<b>Clemson</b>	<b>2-5</b>	<b>1-0</b>	<b>80</b>	<b>04</b>	<b>L1</b>
Cleveland State	1-1	0-1	90	03	L1
Coastal Carolina	2-1	1-0	89	02	L1
Colgate	0-1	0-0	79	79	L1
College of Charleston	0-1	0-0	03	03	L1
Colorado	0-1	0-0	92	92	L1
<b>Colorado State</b>	<b>0-2</b>	<b>0-0</b>	<b>94</b>	<b>96</b>	<b>L2</b>
Concord	4-1-1	2-1	78	81	W4
Connecticut	1-3	0-2	97	03	W1
Cornell	1-0	0-0	92	92	W1
Davidson	2-0	1-0	89	92	W2
Dayton	2-11	1-5	79	99	L2
Delaware	4-0	0-0	83	92	W4
DePaul	0-3	0-1	91	94	L3
<b>Duke</b>	<b>0-12</b>	<b>0-2</b>	<b>79</b>	<b>04</b>	<b>L12</b>
Duquesne	6-5	2-3	82	99	L2
East Carolina	4-4	3-0	78	01	W1
East Tennessee State	17-5	11-1	77	03	W4
Eastern Mennonite	1-1	0-0	77	83	W1

Opponent	Overall	Home	First	Last	Strk
Eastern Michigan	0-1	0-0	87	87	L1
Elon	2-0	1-0	87	04	W2
Emory & Henry	1-1	1-1	77	78	W1
Evansville	1-1	1-0	93	01	L1
Ferrum	1-0	0-0	77	77	W1
Florida	0-2	0-0	97	01	L2
Florida A&M	1-0	0-0	87	87	W1
<b>Florida State</b>	<b>1-14</b>	<b>1-5</b>	<b>80</b>	<b>04</b>	<b>L1</b>
Fordham	10-0	5-0	95	99	W10
Fresno State	0-1	0-0	92	92	L1
Furman	4-0	2-0	78	91	W4
Gardner-Webb	1-0	0-0	01	01	W1
<b>Georgetown</b>	<b>1-5</b>	<b>1-1</b>	<b>85</b>	<b>03</b>	<b>W1</b>
George Mason	11-7	2-4	79	01	L3
George Washington	9-11	5-1	77	99	L1
Georgia	0-3	0-1	93	04	L3
<b>Georgia Tech</b>	<b>1-3</b>	<b>0-1</b>	<b>78</b>	<b>04</b>	<b>L2</b>
Guilford	5-0	1-0	79	81	W5
Hampton	2-0	1-0	89	90	W2
High Point	5-2	3-1	79	03	W2
Hofstra	0-1	0-0	93	93	L1
Hollins	1-0	1-0	77	77	W1
Howard	3-0	0-0	83	00	W3
Illinois-Chicago	0-1	0-0	86	86	L1
Illinois State	0-1	0-0	86	86	L1
Iowa State	0-1	0-0	91	91	L1
Jacksonville	0-3	0-0	82	87	L3
<b>James Madison</b>	<b>25-16</b>	<b>15-3</b>	<b>77</b>	<b>04</b>	<b>W4</b>
Juniata	1-1	0-0	82	82	L1
Kansas	1-2	1-0	77	97	L1
Kansas State	0-2	0-0	94	00	L2
Kent State	0-1	0-0	90	90	L1
Kentucky	0-3	0-0	77	99	L3
Kentucky State	4-0	0-0	79	82	W4
King	1-0	1-0	88	88	W1
La Salle	9-1	5-0	95	99	L1
Lehigh	2-0	1-0	82	04	W2
Lenoir-Rhyne	2-0	0-0	81	82	W2
Liberty	34-6	20-1	79	04	W1
Longwood	3-0-1	3-0	77	83	W2
Louisburg	0-1	0-0	78	78	L1
Louisiana-Monroe	1-0	0-0	04	04	W1
Louisiana State	0-1	0-0	01	01	L1
Louisville	3-17	2-5	80	94	L4
Loyola (MD)	0-1	0-0	82	82	L1
Lynchburg	7-0	4-0	82	87	W7
Mansfield	2-0	0-0	83	85	W2
Marquette	1-0	0-0	95	95	W1
Marshall	12-4	8-1	77	00	W11
Mary Washington	3-0	2-0	77	81	W3
Maryland-Baltimore	1-1	1-0	83	01	W1
<b>Maryland-College Park</b>	<b>0-4</b>	<b>0-1</b>	<b>92</b>	<b>04</b>	<b>L4</b>
Massachusetts	6-4	4-1	95	98	L1
Memphis	1-13	0-5	80	90	L7
<b>Miami University</b>	<b>2-0</b>	<b>1-0</b>	<b>92</b>	<b>03</b>	<b>W2</b>
<b>Miami (Fla.)</b>	<b>2-3</b>	<b>2-0</b>	<b>02</b>	<b>04</b>	<b>L1</b>
Michigan	0-3	0-1	89	04	L3
Middle Tennessee State	0-1	0-0	79	79	L1
Milligan	1-0	0-0	80	80	W1
Mississippi	0-2	0-0	85	86	L2
<b>Mississippi State</b>	<b>0-0</b>	<b>0-0</b>	<b>05</b>	<b>05</b>	<b>-</b>
Montana State	1-1	1-0	93	95	L1
Morehead State	2-5	0-0	77	96	W1
Morgan State	1-0	0-0	03	03	W1
Navy	2-0	0-0	81	84	W2
New Mexico	0-1	0-0	88	88	L1
New Orleans	2-0	0-0	88	94	W2
New York Tech	1-0	0-0	79	79	W1
Nicholls State	0-1	0-0	91	91	L1
<b>North Carolina</b>	<b>1-8</b>	<b>1-2</b>	<b>79</b>	<b>04</b>	<b>W1</b>
<b>North Carolina State</b>	<b>4-8</b>	<b>2-1</b>	<b>79</b>	<b>04</b>	<b>W2</b>
<b>Northern Colorado</b>	<b>0-0</b>	<b>0-0</b>	<b>05</b>	<b>05</b>	<b>-</b>
Northern Illinois	0-2	0-2	99	03	L2

Opponent	Overall	Home	First	Last	Str
Northern Kentucky	0-1	0-0	80	80	L1
Northwestern	1-2	1-0	91	97	L1
Notre Dame	1-2	1-1	01	03	L1
Oakland	1-0	0-0	02	02	W1
Ohio University	0-2	0-0	02	04	L2
Old Dominion	2-0	1-0	81	81	W2
Oral Roberts	0-1	0-0	86	86	L1
<b>Oregon State</b>	<b>0-0</b>	<b>0-0</b>	<b>05</b>	<b>05</b>	<b>-</b>
Peace	1-0	0-0	78	78	W1
Pittsburgh	2-3	1-1	93	03	W1
Princeton	0-1	0-0	84	84	L1
Providence	2-0	1-0	01	02	W2
Radford	26-6	15-2	77	03	W2
Rhode Island	3-8	2-3	83	99	L1
Rice	0-1	0-0	90	90	L1
Rio Grande	1-0	0-0	81	81	W1
Roanoke	2-0	2-0	77	86	W2
Robert Morris	1-0	0-0	02	02	W1
Rutgers	2-2	1-0	00	03	W2
St. Augustine's	2-0	2-0	85	91	W2
St. Bonaventure	8-0	4-0	95	98	W8
St. John's	1-2	1-0	01	03	L1
St. Louis	0-2	0-0	80	81	L2
St. Peter's	0-1	0-0	00	00	L1
Sam Houston	0-1	0-0	90	90	L1
San Diego	1-0	0-0	88	88	W1
Seton Hall	2-2	1-0	00	02	W2
South Alabama	1-0	0-0	86	86	W1
South Carolina	1-13	0-3	83	99	L1
South Carolina-Spartanburg	1-0	0-0	83	83	W1
South Florida	2-4	1-1	87	94	L2
Southeast Missouri St.	0-1	0-0	93	93	L1
Southern Mississippi	11-2	4-1	82	94	W9
Southwest Texas	0-2	0-0	98	00	L2
Syracuse	3-1	1-0	93	03	W2
Temple	4-9	3-2	87	99	L1
Tennessee	1-13	1-3	77	04	L5
Tennessee-Chattanooga	2-0	0-0	79	91	W2
Tennessee-Martin	1-0	0-0	77	77	W1
Tennessee Tech	1-1	0-0	79	80	W1
Texas	0-1	0-0	94	94	L1
Texas-Arlington	0-2	0-0	92	94	L2
Texas A&M	1-0	1-0	94	94	W1
Texas Christian	1-1	0-0	02	03	L1
Texas-El Paso	0-1	0-0	95	95	L1
Toledo	1-1	0-0	81	90	L1
Towson	0-2	0-1	91	04	L2
Tulane	2-11	0-3	80	94	L3
Tulsa	0-1	0-0	84	84	L1
UNC Asheville	7-0	2-0	80	93	W7
UNC Greensboro	6-1	3-0	79	91	W6
UNC Wilmington	1-0	1-0	86	86	W1
Valparaiso	1-1	0-0	86	96	L1
Villanova	4-2	1-1	82	03	L1
<b>Virginia</b>	<b>20-23</b>	<b>11-9</b>	<b>79</b>	<b>04</b>	<b>L2</b>
Virginia Commonwealth	18-8	4-0	77	00	W13
Virginia Intermont	2-0	2-0	77	78	W2
<b>Wake Forest</b>	<b>17-5</b>	<b>7-1</b>	<b>77</b>	<b>04</b>	<b>L1</b>
Washington State	0-1	0-0	94	94	L1
Western Carolina	6-3	1-0	77	01	L1
Western Kentucky	2-0	1-0	92	95	W2
Western Michigan	0-1	0-0	04	04	L1
West Virginia	5-2	2-0	79	03	W4
Wichita State	0-1	0-0	90	90	L1
William & Mary	5-14	1-3	81	00	L1
Winthrop	1-0	0-0	82	82	W1
Wisconsin-Madison	0-1	0-0	92	92	L1
<b>Wisconsin-Milwaukee</b>	<b>1-0</b>	<b>1-0</b>	<b>91</b>	<b>91</b>	<b>W1</b>
<b>Wright State</b>	<b>1-1</b>	<b>0-0</b>	<b>88</b>	<b>96</b>	<b>W2</b>
Wyoming	0-1	0-0	88	88	L1
Xavier	5-5	4-1	95	99	W1
Yale	0-1	0-0	79	79	L1
Youngstown State	1-0	0-0	84	84	W1



Allie Kupec spikes against the University of Miami. The Hokies and the Hurricanes have faced each other as league foes in both the BIG EAST and the ACC.

# ADMINISTRATION



**Charles Steger**  
University President



**Jim Weaver**  
Director of Athletics



**Sharon McCloskey**  
Senior Associate  
Director of Athletics



**David Chambers**  
Senior Associate  
Director of Athletics for  
External Affairs



**Tom Gabbard**  
Associate Director  
of Athletics for  
Internal Affairs



**Jon Jaudon**  
Associate Director  
of Athletics for  
Administration



**Randy Butt**  
Associate Director  
of Athletics for  
Financial Affairs



**John Ballein**  
Associate Director  
of Athletics for  
Football Operations



**Tim East**  
Assistant Director of  
Athletics for Marketing  
and Promotions



**Mike Gentry**  
Assistant Director  
of Athletics for  
Athletic Performance



**Tim Parker**  
Assistant Director  
of Athletics for  
Compliance



**Sandy Smith**  
Assistant Director  
of Athletics for  
Ticketing Services

# SPORTS MEDICINE

The Virginia Tech Sports Medicine Department is an ever-changing and developing unit that strives to provide the most current and comprehensive care to all student-athletes. The department is constantly evolving to incorporate new ideas and state-of-the-art resources for the betterment of student-athletes.

A professional staff — including primary care physicians who are Board certified in family medicine and sports medicine, orthopaedic surgeons, certified athletic trainers, physical therapists, chiropractors, massage therapists, sports psychologists, nutritionists and orthotists — is available to manage the health care of athletes.

Tech is in its fourth year in the 4,300-square-foot Eddie Ferrell Memorial Training Room. This area consolidated the training rooms that existed in the Merryman Center and Cassell Coliseum. The facility gives the training staff a centralized area to care for the needs of all Virginia Tech student-athletes. There is state-of-the-art equipment and a unique style of

architecture, developed by Glenn Reynolds, AIA and Larry Perry as the consulting engineer.

The room, which nearly doubles the size of the former Merryman Center facility, also allows the staff to utilize that room for physical therapy, chiropractic care and massage therapy. Virginia Tech now has more than 10,000 square feet dedicated to sports medicine, placing it in the top five percent nationally. In addition, the \$10 million Merryman Center, a state-of-the-art facility which includes 2,400 square feet of medical space, will supplement the Ferrell training room. This treatment room has numerous treatment modalities, including portable X-ray, electric stimulation, ultrasound, hot and cold packs and a lumbar/cervical traction unit. It also has offices for the staff, dozens of training tables, two cold tubs, whirlpools, an underwater treadmill, a Biodex System 3 and various other pieces of rehabilitation equipment.

After the sports medicine staff diagnoses and treats an ill or injured athlete, the staff then starts collaborative work with the

strength and conditioning staff to give the best injury prevention and performance enhancing programs possible. The training, medical, and strength and conditioning staffs each have a role in bringing the athlete back quickly and ready to play. After an injury, an athlete will go through rehabilitation and physical therapy. Athletes are then moved to weight training, as they become able. The strength and conditioning staff uses specific programs for each injury in an effort to get the athlete back quickly.

The range of benefits athletes have access to include custom orthotics, custom mouth guards, specialized DonJoy prophylactic bracing and many other options to help prevent or protect them from injuries. The sports medicine staff also takes great pride in treating the athlete year-round. Special attention is paid to off-season activity. During this time, the staff will analyze past injury data from each participant and construct a preventative program for the athlete to follow. If physical therapy is needed, student-athletes

can be seen by therapist Mark Piechoski in the Ferrell Training Room. Piechoski, who is a certified athletic trainer, physical therapist and strength and conditioning specialist, plays a large role in the overall program developed to return the injured athlete back to 100 percent. In addition, staff sport psychologist Gary Bennett is available to all student-athletes for personal and performance issues. Virginia Tech also has the services of Dr. Greg Tilley, team chiropractor. Dr. Tilley provides Tech athletes with specialized treatment for spine related conditions and also plays a huge role in performance enhancement through various chiropractic techniques.

Tech also maintains a special relationship with Montgomery Regional Hospital. Montgomery Regional Hospital is the choice for state-of-the-art equipment to perform surgeries, diagnostic imaging and processing of laboratory requests.

Kathy Hickman is the trainer for the volleyball team this fall.

# STUDENT ATHLETE ACADEMIC SUPPORT SERVICES

The success of Virginia Tech's volleyball program rests largely on the academic progress of each student-athlete. The academic performance of Tech student-athletes has improved each year due in part to the Student Athlete Academic Support Services (SAASS).

The Virginia Tech graduation rate for student-athletes has risen significantly in recent years and is a school-best 74 percent for 2005. This marks the third time in the last four years that Virginia Tech's student-athlete graduation rate has been 70 percent or better.

In addition to posting impressive graduation figures, Virginia Tech's student-athletes continue to excel in the classroom. For the 2004 calendar year, 425 3.0 GPA's were earned by student-athletes, student trainers, student managers, cheerleaders and HighTechs.

Student-athletes are the most visible student component of a university. They entertain thousands of fans, students and alumni. Their athletic ability and achievement is the primary focus for national media attention. Athletic events bring back

not only faithful alumni, but are a welcome mat for potential new students.

Student-athletes devote many hours to practice, conditioning and training that are not required of all students. Due to their time commitment and their high visibility, it is an obligation and in the best interest of the university to supply these students with services which will allow them to maximize their academic potential.

The Virginia Tech Student Athlete Academic Support Services office is committed to providing fundamental and supplemental programming, consistent with University and NCAA policy, aimed at enhancing each student-athlete's educational experience.

Stakeholders of the office's mission include student-athletes and their families, the university community, coaches and athletics administrators. SAASS seeks to develop relationships with its stakeholders that are founded on trust and respect, and provides the following services to accommodate their needs:

- University and NCAA information
- Orientation
- Academic assessment
- The development of an effective student life program
- Appropriate referrals
- Monitored study environments
- Tutorial programs
- State of the art technological learning assistance
- Student Athlete academic performance evaluations

The expectations of the Virginia Tech community are that each student-athlete achieves their maximum academic and athletic potential. With the proper assistance, facilities and encouragement, these potentials can become a reality.

In the 2005-06 academic year, the SAASS office will be moving to the West Side of Lane Stadium. Here, student-athletes will have access to state-of-the-art technology, quiet study facilities, individualized tutorial rooms, and direct access to the SAASS staff.

This complex will be a focal point for the Athletics Department, and provide a centralized place for student athlete services, including providing the student-athlete with a variety of study environments conducive to their success. Athletes can use these facilities between classes, after practice or in the evenings, with flexible hours tailored to make the most of a student-athlete's limited time.

Chris Helms, in his seventh year at Tech, is the director and is responsible for the development and leadership of the Student Athlete Academic Support Services office.

Drew Scales begins his fourth year with Student Athlete Academic Support Services as an assistant director. Scales provides academic support for student-athletes in lacrosse, volleyball, men's and women's soccer and wrestling, in addition to overseeing the mentor program.

Terrie Repass begins her 31st year of service at Virginia Tech. She serves as the office secretary and "first contact" person for the SAASS.

## OFFICE OF STUDENT LIFE

The Athletics Office of Student Life at Virginia Tech is committed to developing the total student-athlete. Megan Armbruster and Jessica Hood are dedicated to enhancing the quality of the student-athlete experience through various programs.

Virginia Tech student-athletes obtain personal development education through workshops and mandatory speakers. Presentation topics include gambling, alcohol abuse, sexual violence and healthy relationships, media relations, and manners and etiquette dinners.

### Community Outreach

The Athletics Office of Student Life community outreach program is "Hokies with Heart". Student-athletes are encouraged to volunteer throughout their college experience. In 2004, the student-athletes volunteered with the Montgomery County Public Schools System,

the Montgomery County Christmas Store, Virginia Tech White Ribbon Campaign and Hokies United Tsunami Relief Campaign.

The volleyball team has a partnership with Kipps elementary school.

### Career Development

In close collaboration with the Virginia Tech Career Services Center, career development programs are designed specifically for student-athletes. Resume design, career fair etiquette, mock interviews, interview attire and mini-career fairs are just a few examples of workshops hosted by the Athletics Office of Student Life. Student-athletes are encouraged to participate in on-campus interviewing and eRecruiting along with securing internships and coops during their college careers. In 2005, both Cintas Corporation and NVR Inc. hosted workshops providing student-athletes the

opportunity to hear job search strategies directly from employers.

### Academic Excellence

The Virginia Tech Athletics Office of Student Life is responsible for nominating student-athletes for academic honors and awards. Athletes are nominated for on-campus, Atlantic Coast Conference and national awards. Student-athletes with a 3.0 GPA are rewarded each semester by being honored on the Athletic Director's Honor Roll. The 2004 calendar year listed 315 student-athletes with this honor.

Several athletes from the Virginia Tech volleyball team have received various academic awards. Nine Hokies were named to the Athletic Director's Honor Roll in 2004. Melissa Markowski was named to the 2004 Virginia Tech All-Academic Team for attaining the highest GPA in 2004 on the volleyball team.

### Athletic Excellence

The Virginia Tech Student Athlete Advisory Committee (SAAC) promotes effective communication between athletic administration and student-athletes. SAAC is comprised of two representatives from each sport. These representatives meet twice a month to discuss issues and concerns regarding their sports, department of athletics, ACC and NCAA legislation. The student-athletes encourage their teammates to get involved both on campus and in the community. Each year SAAC sponsors a canned food drive during the basketball season. The volleyball team representatives are Erin Brugger and Allison Kupec.

Armbruster says, "The goal of our office is to provide students with the total college experience. When athletes graduate, I want them to look back and believe they had full access to a variety of opportunities while at Virginia Tech."

# ATHLETIC PERFORMANCE

Thanks to the direction of Assistant Athletics Director for Athletic Performance Mike Gentry, the Virginia Tech strength and conditioning program is among the best in the nation.

The volleyball team trains in the beautiful 17,000-square foot training center on the first level of the Merryman Athletic Center.

The weight room facility features new free-weight equipment, a full line of Hammer Strength equipment, 12 platforms and a 6,000-square foot state-of-the-art speed and agility room.

Tech also has the use of a 10-by-40-yard sand pit located outdoors and adjacent to the weight room. This pit is used for resistive running drills to improve speed.

Tech volleyball players used to train in the Jim "Bulldog" Haren Weight Room. Located in Jamerson Athletic Center, the 5,000-square foot weight room was officially dedicated in September 1985 to Haren, a former Hokie football player and long-time supporter of the Virginia Tech Athletic Department.

With the two facilities, the Hokies have over 22,000-square feet of strength and conditioning training space.

Gentry is in his 19th season as the Hokies' director of strength and conditioning.

As assistant athletics director for athletic performance, his duties include overseeing the strength and conditioning training of athletes in all 21 varsity sports at Virginia Tech.

A native of Durham, N.C., he received his bachelor's degree in physical education from Western Carolina University in 1979 and received his master's from the University of North Carolina at Chapel Hill in 1981. He received his doctorate in curriculum and instruction, with an emphasis in motor behavior, from Tech in 1999.

Gentry worked as an assistant strength coach at UNC and as the head strength coach at East Carolina University prior to coming to Virginia Tech in 1987.

In 1995 and 1996, Gentry was recognized by the National Strength and Conditioning Association as a finalist for the National Strength and Conditioning Professional of the Year.

Assisting Gentry in the weight room this year are full-time assistant strength and conditioning coaches Jay Johnson, director of strength and conditioning, Terry Mitchell, assistant director of strength and conditioning, and Jamie Meyer, coordinator for strength and conditioning.

## Sports Nutrition

Eating healthy and choosing nutritious diets are important aspects of a Virginia Tech student-athlete's life. In July 2002, the athletics department implemented the sports nutrition program. Amy Freel serves as the director.

Freel works individually with student-athletes to provide them with information they need on their diet. She also provides individual players with diet counseling on issues such as gaining lean muscle mass, losing body fat, and eating choices to improve performance.

"It is extremely beneficial for our student-athletes to have nutrition education and counseling available to them in order for them to remain successful in their sports and outside of athletics," Freel said. "The individualized nutrition education allows me and the athletes to get very specific on their nutritional, personal and sport-specific goals."

The sports nutritionist works with the "Training Edge," a dining option for health-conscious students and athletes, to design menus for training tables and daily menu selections.

Also in July 2002, the Virginia Tech Athletics Department purchased the BOD POD body composition system. Tech is one of a handful of college athletic departments using this type of technology. It accurately measures body composition (percent of body fat, lean muscle mass and fat mass) through air displacement within five minutes. Research has shown that an increase in lean muscle mass will increase athletic performance.

## Sport Psychology

Virginia Tech offers another important service to all its student-athletes — sport psychology. Dr. Gary Bennett coordinates the sport psychology department, which offers psychological and performance enhancement services for student-athletes. Bennett also works closely with the Cook Counseling Center.

Bennett meets with student-athletes on an individual basis for personal counseling and to discuss the mental aspects of the game. He also works on team building, communication and performance enhancement.

"We try to address all the various factors that affect student-athletes' performance on and off the field," Bennett says. "We believe we can help athletes perform better by addressing those concerns."

The sport psychology department also offers an injury group to afford injured athletes the opportunity to meet with other injured athletes and talk about their recovery process. Injured athletes may also meet individually with the sport psychologists if they do not feel comfortable in the group or cannot make the sessions. On average, the psychologists conduct 20 individual sessions per week and also meet weekly with teams as the need arises.

A new addition to the sport psychology resources is the Dynavision 2000, a unique conditioning and training program designed to increase focus and concentration, improve coordination and visuomotor reactions, and increase peripheral awareness. Virginia Tech is privileged to be one of only a handful of schools with this cutting-edge technology.

The sport psychology office reaches out to athletes who may not have considered going to the counseling service that is offered to all students at Virginia Tech.

"It is a great resource for our coaches and our athletes," Gentry says. "We've improved a lot in areas of strength and conditioning, nutrition and in sport psychology. It's all about becoming a well-rounded athletic program and helping student-athletes. We want to give them all the resources we can, to put them in a position to be successful."



*The Virginia Tech volleyball team is one of the teams that trains in the Merryman Center weight room. The facility, which is also used by the Tech football team, is one of the finest around.*

# ATLANTIC COAST CONFERENCE

## The Tradition

Consistency. It is the mark of true excellence in any endeavor.

However, in today's intercollegiate athletics, competition has become so balanced and so competitive that it is virtually impossible to maintain a high level of consistency.

Yet the Atlantic Coast Conference has defied the odds. Now in its 53rd year of competition, the ACC has long enjoyed the reputation as one of the strongest and most competitive intercollegiate conferences in the nation. And that is not mere conjecture, the numbers support it.

Since the league's inception in 1953, ACC schools have captured 94 national championships, including 49 in women's competition and 45 in men's. In addition, NCAA individual titles have gone to ACC student-athletes 119 times in men's competition and 61 times in women's action.

## The Championships

The conference will conduct championship competition in 25 sports during the 2005-06 academic year — 12 for men and 13 for women.

The first ACC championship was held in swimming on February 25, 1954. The conference did not conduct championships in cross country, wrestling or tennis during the first year.

The 12 sports for men include football, cross country, soccer, basketball, swimming, indoor and outdoor track, wrestling, baseball, tennis, golf and lacrosse. Fencing, which was started in 1971, was discontinued in 1981.

Women's sports were initiated in 1977 with the first championship meet being held in tennis at Wake Forest University.

Championships for women are currently conducted in cross country, volleyball, field hockey, soccer, basketball, swimming, indoor and outdoor track, tennis, golf, lacrosse, softball and rowing.



## A History

The Atlantic Coast Conference was founded on May 8, 1953, at the Sedgefield Inn near Greensboro, N.C., with seven charter members — Clemson, Duke, Maryland, North Carolina, North Carolina State, South Carolina and Wake Forest — drawing up the conference by-laws.

The withdrawal of seven schools from the Southern Conference came early on the morning of May 8, 1953, during the Southern

Conference's annual spring meeting. On June 14, 1953, the seven members met in Raleigh, N.C., where a set of bylaws was adopted and the name became officially the Atlantic Coast Conference.

Suggestions from fans for the name of the new conference appeared in the region's newspapers prior to the meeting in Raleigh. Some of the names suggested were: Dixie, Mid South, Mid Atlantic, East Coast, Seaboard, Colonial, Tobacco, Blue-Gray, Piedmont, Southern Seven and the Shoreline.

Duke's Eddie Cameron recommended that the name of the conference be the Atlantic Coast Conference, and the motion was passed unanimously. The meeting concluded with each member institution assessed \$200 to pay for conference expenses.

On December 4, 1953, conference officials met again at Sedgefield and officially admitted the University of Virginia as the league's eighth member. The first, and only, withdrawal of a school from the ACC came on June 30, 1971, when the University of South Carolina tendered its resignation.

The ACC operated with seven members until April 3, 1978, when the Georgia Institute of Technology was admitted. The Atlanta school had withdrawn from the Southeastern Conference in January of 1964.

The ACC expanded to nine members on July 1, 1991, with the addition of Florida State University.

The conference expanded to 11 members on July 1, 2004, with the addition of the University of Miami and Virginia Polytechnic Institute and State University. On October 17, 2003, Boston College accepted an invitation to become the league's 12th member starting July 1, 2005.



*The 2005 Hokies — (front, l to r) Kendra Sytsma, Erin Brugger, Sarah King, Melissa Markowski, Liz Kapp, Katie Esbrook, Allie Kupec; (back) Coach Greg Smith, Assistant Coach Jayme Gergen, Assistant Coach April Yantis, Amanda Cloyd, Jen Albrecht, Kirstyn Godwin, Sarah Munoz, Cathy Jansen and Rachel Dulla.*

# VIRGINIA TECH

From a meager beginning in October of 1872, Virginia Polytechnic Institute and State University, popularly known as Virginia Tech, has evolved into a comprehensive university of national and international prominence. As Virginia's largest university, with 25,600 students on campus, and one of the top research institutions in the nation, it is an institution that firmly embraces a history of putting knowledge to work. That tradition is rooted in the motto, *Ut Prosim*: "That I May Serve," and Virginia Tech's land-grant missions of instruction, research, and solving the problems of society through public service and outreach activities.

## INSTRUCTION

Virginia Tech's eight colleges (Agriculture & Life Sciences, Architecture & Urban Studies, Pamplin College of Business, Engineering, Liberal Arts & Human Sciences, Natural Resources, Science, and Virginia-Maryland Regional College of Veterinary Medicine, plus the Graduate School) offer more degree programs than any other university in the state with 60 undergraduate and 110 graduate programs. Virginia Tech is one of the nation's leaders in developing and using new instructional technologies.

## RESEARCH

With annual research expenditures of about \$269 million, Virginia Tech consistently ranks among the top research universities in the United States. With more than 100 research centers, the university also consistently ranks among the top institutions in industry-supported research and near the top 10 in the number of patents issued each year.

The university's faculty and students are involved in more than 3,700 research projects in fields ranging from biotechnology to materials, from the environment and energy to food and health, and from transportation to computing information.




## OUTREACH and INTERNATIONAL AFFAIRS

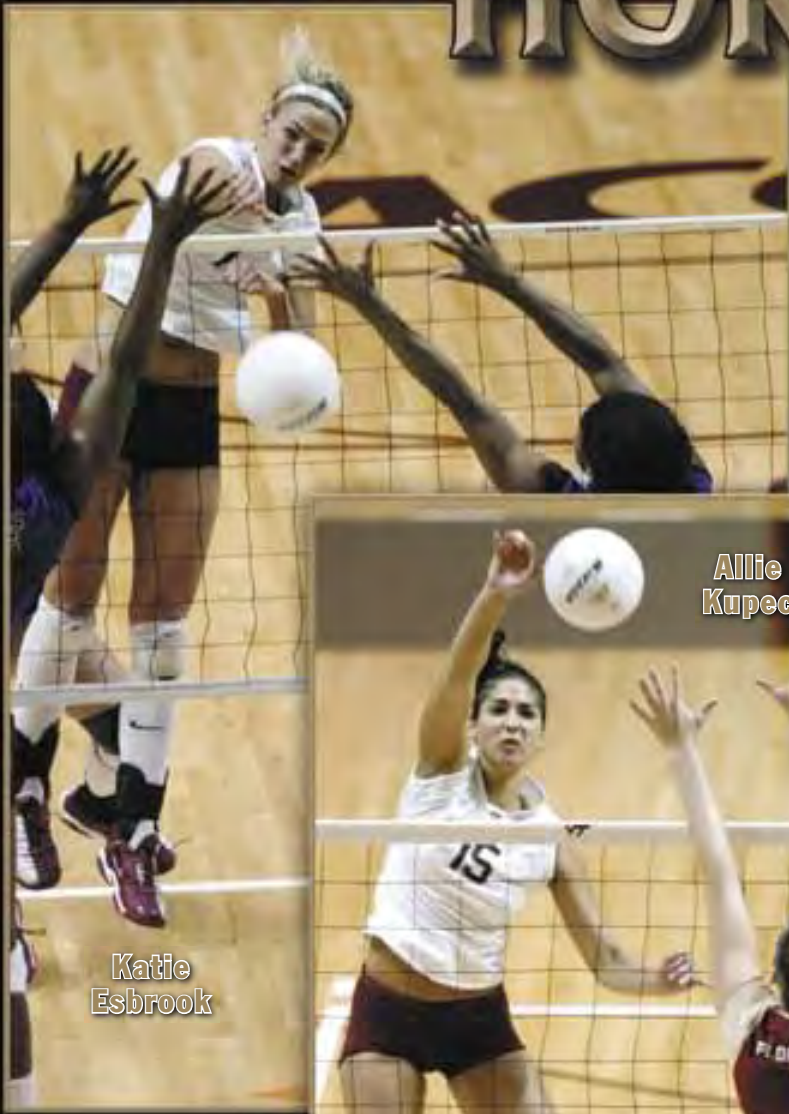
As part of its outreach mission, Virginia Tech is involved in a multitude of economic and community development projects. For example, it helps global marketing efforts, investigates better uses for strip-mined land, helps clean the Chesapeake Bay and other state waterways, directs reforestation in Senegal — and the list goes on.

Outreach efforts focus on education and the dissemination of knowledge in the global society in which we live.

Visit Virginia Tech on the Internet at [www.vt.edu](http://www.vt.edu).



# HOKIES



Katie  
Esbrook



Jen  
Albrecht



Allie  
Kupec



Rachel  
Dulla



Amanda  
Cloyd