

VIRGINIA TECH




**Kaitlin
McPeak**



**Annie
Spicer**



**Emily
Smith**



2004 VOLLEYBALL

VIRGINIA TECH

Virginia Polytechnic Institute and State University is a public institution with a world-renowned reputation in high-technology fields, such as engineering, architecture and the sciences. The university teaches more than 28,000 students, including 2,000 international students representing 110 countries. Virginia Tech, as the university is popularly known, offers more than 70 undergraduate majors and nearly 110 graduate degree programs taught by nationally and internationally recognized scholars.

Virginia Tech is organized into eight colleges — Agriculture and Life Sciences, Architecture and Urban Studies, Science, Pamplin College of Business, Engineering, Liberal Arts and Human Sciences, Natural Resources and Virginia-Maryland College of Veterinary Medicine.


RESEARCH: With 3,700 ongoing research projects, Virginia Tech is the state's top research university and one of the top in the nation.

TECHNOLOGY: At Virginia Tech, technology is part of every student's daily vocabulary. Students learn better and faster, keep in touch with home and with the world, generate working relationships with teachers, and ready themselves for success in tomorrow's workplace.

RESIDENTIAL & DINING PROGRAMS: Each year, more than 8,700 students live on campus, 4,000 of whom are upperclassmen. The on-campus experience includes a wide variety of activities such as study skills sessions, movie nights and intramural sport teams.

Each residence hall room is equipped with high-tech communications systems that provide voice mail and Ethernet access. Rooms are also equipped with a cable TV outlet that provides a wide variety of instructional, entertainment, news and foreign language programs.


Dining centers include specialty dining areas, all-you-care-to-eat buffets and a 12-station food court.



STUDENT LIFE: More than 500 student organizations on campus serve academic, athletic, service, religious, arts and special interests, among others.

Tennis, golf, hiking, camping, cycling, jogging, canoeing and kayaking, swimming and horseback riding are favorite activities which can be enjoyed on or near campus year-round.

HOKIE SPORTS: Virginia Tech athletics teams compete at the NCAA Division I level in 21 men's and women's sports. Tech became a member of the Atlantic Coast Conference for all sports on July 1, 2004.



2004 Volleyball Media Guide

University Information

Location	Virginia Tech is located in Blacksburg (pop. 36,000) in scenic southwest Virginia. The campus lies on a plain between the Blue Ridge and Allegheny Mountains, 2,100 feet above sea level.
Founded	1872, Virginia's land-grant university
Enrollment	28,000
Colors	Chicago maroon & burnt orange
Nickname	Hokies
Facility	Cassell Coliseum (10,052)
Conference	Atlantic Coast Conference
President	Charles W. Steger
Director of Athletics	Jim Weaver
Senior Women's Administrator	Sharon McCloskey

Volleyball Staff

Head Coach	Greg Smith (Westmont College, 1990)
Volleyball Office Phone	(540) 231-5037
Volleyball by E-mail	grsmith1@vt.edu
Year at Tech	Fifth
Record at Virginia Tech	55-60 (4 years)
Career Record	55-60 (4 years)
Assistant Coach	April Yantis (Drexel, 1998)
Year at Tech	First
Assistant Coach	Lindsay Wischmeier (Nebraska, 2002)
Year at Tech	First

Volleyball Information

2003 Record	13-14
Conference Record	7-5 (T4th, Big East, Tech is now in the ACC)
Starters Returning/Lost	4 + Libero/1
Letterwinners Returning/Lost	9/2
Newcomers	4
Basic Offense	5-1

Virginia Tech Volleyball History

First Year of Volleyball	1977
All-Time Record	435-427 (.505)
Home Record	235-101 (.699)
Years in NCAA Tournament Play	0
Last Year/Result	n/a

Sports Information

Sports Information Director	Dave Smith
Associate Director	Anne Panella
Assistant Directors	Bill Dyer, Torye Hurst, Bryan Johnston, David Knachel
SID Intern/Volleyball Contact	John Holinka
Sports Information Office Phone	(540) 231-6726
Sports Information Fax	(540) 231-6984
Volleyball on the Internet	www.hokiesports.com
Secretary	Donna Smith

ON THE COVER: Every year, Virginia Tech head women's volleyball coach Greg Smith honors the team's seniors by putting them on the cover of the media guide for their final season. This year's seniors are Kaitlin McPeak, Annie Spicer and Emily Smith.

CREDITS: The 2004 Virginia Tech volleyball media guide is a publication of the Virginia Tech Sports Information Office, written to assist the working media and designed to aid all media members in their coverage of Virginia Tech volleyball. This guide was written and designed by Bryan Johnston, John Holinka and former sports information intern Brandi Bonkowski. Additional design, action photos and head shots were contributed by David Knachel. This book was printed by Southern Printing Company, of Blacksburg, Va.

Virginia Tech does not discriminate against employees, students, or applicants on the basis of race, color, sex, sexual orientation, disability, age, veteran status, national origin, religion, or political affiliation. Anyone having questions concerning discrimination should contact the Equal Opportunity and Affirmative Action Office at (540) 231-7500.

2004 Volleyball Schedule

Sept. 1	at Ohio University	7 p.m.
3	HOKIE FALL INVITATIONAL	
	APPALACHIAN STATE	10 a.m.
4	LEHIGH	10 a.m.
	TOWSON	7 p.m.
10	<i>Outback Tournament (hosted by Georgia)</i>	
	vs. Louisiana-Monroe	5 p.m.
11	vs. Elon	11 a.m.
	at Georgia	7 p.m.
14	LIBERTY	7 p.m.
17	<i>Nike Challenge (hosted by Michigan)</i>	
	at Michigan	10 a.m.
	vs. Tennessee	5 p.m.
18	vs. Western Michigan	3 p.m.
23	FLORIDA STATE*	7 p.m.
26	MIAMI*	1 p.m.
Oct. 1	CLEMSON*	7 p.m.
3	GEORGIA TECH*	1 p.m.
8	at North Carolina*	7 p.m.
9	at N.C. State*	7 p.m.
12	JAMES MADISON	7 p.m.
15	WAKE FOREST*	7 p.m.
17	at Duke	1 p.m.
22	at Florida State*	7 p.m.
24	at Miami*	1 p.m.
29	at Maryland*	7 p.m.
30	at Virginia*	5 p.m.
Nov. 5	N.C. STATE*	7 p.m.
6	NORTH CAROLINA*	6 p.m.
13	DUKE*	7 p.m.
13	at Wake Forest*	6 p.m.
18-21	ACC Tournament @ Virginia	TBA

*Denotes Atlantic Coast Conference match
ALL HOME MATCHES IN **BOLD CAPS**
All times local to site

Table of Contents

Virginia Tech	IFC
2004 Virginia Tech Schedule	1
Facilities/Media Services	2
2004 Rosters	3
2004 Outlook	4-5
Travel Plans	5
Head Coach Greg Smith	6
Assistant Coaches/Support Staff	7
The 2004 Hokies	7
Player Profiles	8-17
2004 Opponents	18-19
2003 Year in Review	20-21
2003 Statistics/Results	22-23
Single Season/Career Records	24-25
Team/Individual Records, Coaching Records	26
Year-by-Year Records	27
Letterwinners	27
All-Time Results	28-31
Individual Honors	31
Series Records	32
Administration, Sports Medicine	33
Academic Support Services/Office of Student Life	34
Athletic Performance	35
The Atlantic Coast Conference	36
Blacksburg, Virginia	IBC

Facilities

The Virginia Tech volleyball team plays and trains in some of the finest facilities in the country.

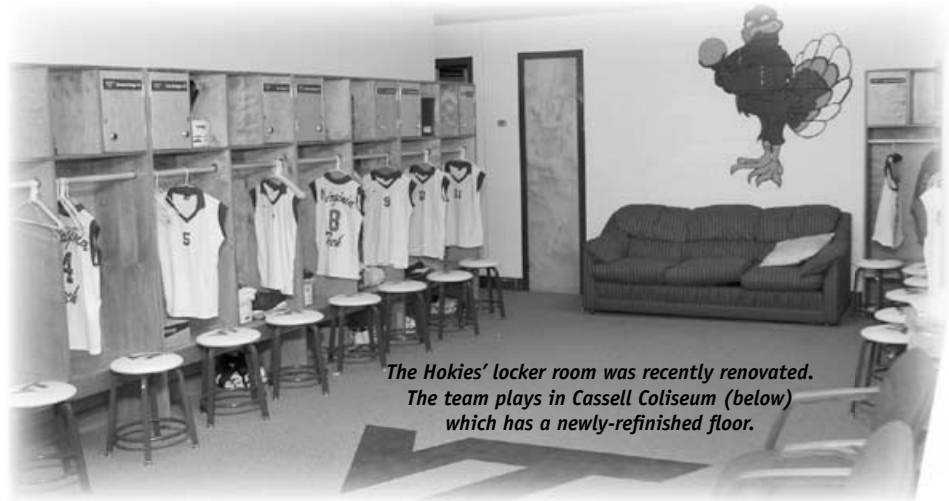
Cassell Coliseum, the 10,052-seat residence of the Virginia Tech volleyball team, is home to a winning tradition. Rivals have had little success playing the Hokies in Cassell, winning only 101 of 235 visits.

Construction of the main portion of Cassell Coliseum began in 1961. It was completed in December 1964, at a cost of \$2.7 million. Built by T.C. Brittain and Company of Decatur, Ga., it houses an arena, locker rooms, two auxiliary gymnasiums, offices and other athletic facilities.

Cassell Coliseum has undergone extensive renovations to both the exterior and interior of the building, as well as the structural systems. Prior to the 1988-89 season, a spring-loaded playing floor was installed. During 1996-97, the facility was given a new roof and paint application. Recently, the playing floor was resurfaced and given a new look and the seats were refinished and replaced two years ago.

The Hokies train in the Merryman Center. The sparkling \$10.6 million facility contains 17,000 square feet of strength and conditioning space.

The Merryman Center was dedicated Sept., 26, 1998, and is named for the F.W. (Sonny) Merryman family of Rustburg, Va., which presented the university with a major gift to kick off a fund-raising campaign.



The Hokies' locker room was recently renovated. The team plays in Cassell Coliseum (below) which has a newly-refinished floor.



Media Information



John Holinka

Volleyball Contact

John Holinka
Phone: (540) 231-2228
Cell Phone: (419) 303-6961
SID Fax: (540) 231-6984
E-Mail: jholinka@vt.edu

Mailing Address

Virginia Tech Sports Information Office
460 Jamerson Athletic Center
Blacksburg, VA 24061

MATCH CREDENTIALS

Home matches are held at Cassell Coliseum and are free of charge. No credentials are needed for entrance. Media interested in attending the matches are encouraged to call the Virginia Tech sports information office for further information.

COACH/PLAYER INTERVIEWS

PLEASE SCHEDULE ALL INTERVIEWS THROUGH THE VIRGINIA TECH SPORTS INFORMATION OFFICE AT (540) 231-2228 or (540) 231-6726.

For interviews with head volleyball coach Greg Smith or any of the Hokie volleyball players, please contact **John Holinka** of the Virginia Tech sports information office at **(540) 231-2228**.

Coach Smith is usually available for interviews between 9 a.m. and 2 p.m., Monday through Thursday. Interviews with players will be available according to class and practice schedules. At no time will an athlete's telephone number be released to the media.

POST-MATCH INTERVIEWS

Coach Smith and players will be available after matches, following a short cool-down period. Please make all requests for interviews with sports information intern **John Holinka** at the courtside scorer's table.

MATCH RESULTS

Box scores will be available immediately following the conclusion of the match, and will also be faxed to the opposing team's sports information office.

A story, complete with agate, will be sent to the Richmond Associated Press, as well as to selected covering newspapers.

Team and individual statistics will be updated and available following each match. Media can access the statistics in the sports information office.

Results, a game story and statistics, as well as information on Tech's entire athletic program, can also be obtained via the Internet at www.hokiesports.com.

DIRECTIONS TO BLACKSBURG

From the north or east, take Interstate 81 south to exit 118B, following US 460 west to Blacksburg.

From the south, take Interstate 81 north to exit 118B, following US 460 west to Blacksburg.

From West Virginia, take Interstate 77 south (West Virginia Turnpike) to exit 9. Exit and turn left onto 460 east. Follow 460 east to Blacksburg.

Once in Blacksburg, use the 460 bypass around the downtown area. Follow 460 to the signal at Southgate Drive (Va. 314). Turn into campus, and proceed one-half mile on Southgate Drive. Turn left onto Spring Road, just before the football stadium. Cassell Coliseum, with its arched white roof, will then be on the right past the stadium.

SPORTS INFORMATION OFFICE

The Virginia Tech Sports Information Offices are located on the fourth floor of the Jamerson Athletic Center in room 460. The Jamerson Athletic Center is adjacent to Cassell Coliseum, facing Lane Stadium.

2004 Rosters

NUMERICAL ROSTER

No.	Name	Pos.	Ht.	Cl.	Exp.	Hometown (High School)
1	Katie Esbrook	MH	6-1	So.	1L	Barrington, Ill. (Barrington)
2	Kaitlin McPeak	DS	5-7	Sr.	3L	Pittsburgh, Pa. (Baldwin)
3	Melissa Markowski	S	5-9	Jr.	2L	Glen Ellyn, Ill. (St. Francis)
4	Liz Kapp	MH	6-1	Jr.	2L	Aurora, Colo. (Grandview)
5	Erin Brugger	RS/OH	6-0	r-So.	1L	Clifton, Va. (Centreville)
6	Jen Albrecht	OH	6-0	Fr.	HS	Canandaigua, N.Y. (Canandaigua Academy)
7	Amanda Cloyd	L/OH	5-8	Fr.	HS	Muncie, Ind. (Yorktown)
8	Colette Ramirez	OH	6-0	r-So.	1L	Valencia, Calif. (Hart)
9	Rachel Dulla	S/DS	5-8	Fr.	HS	St. Charles, Ill. (St. Charles East)
10	Erika Gerstmyer	S/DS	5-7	Fr.	HS	York, Pa. (Central York)
14	Annie Spicer	OH	5-10	Sr.	3L	Barrington, Ill. (Barrington)
15	Allie Kupec	RS/MH	6-1	So.	1L	Columbia, Md. (River Hill)
16	Emily Smith	OH	5-11	Sr.	3L	Downers Grove, Ill. (Downers Grove S.)

ALPHABETICAL ROSTER

No.	Name	Pos.	Ht.	Cl.	Exp.	Hometown (High School)
6	Jen Albrecht	OH	6-0	Fr.	HS	Canandaigua, N.Y. (Canandaigua Academy)
5	Erin Brugger	RS/OH	6-0	r-So.	1L	Clifton, Va. (Centreville)
7	Amanda Cloyd	L/OH	5-8	Fr.	HS	Muncie, Ind. (Yorktown)
9	Rachel Dulla	S/DS	5-8	Fr.	HS	St. Charles, Ill. (St. Charles East)
1	Katie Esbrook	MH	6-1	So.	1L	Barrington, Ill. (Barrington)
10	Erika Gerstmyer	S/DS	5-7	Fr.	HS	York, Pa. (Central York)
4	Liz Kapp	MH	6-1	Jr.	2L	Aurora, Colo. (Grandview)
15	Allie Kupec	RS/MH	6-1	So.	1L	Columbia, Md. (River Hill)
3	Melissa Markowski	S	5-9	Jr.	2L	Glen Ellyn, Ill. (St. Francis)
2	Kaitlin McPeak	DS	5-7	Sr.	3L	Pittsburgh, Pa. (Baldwin)
8	Colette Ramirez	OH	6-0	r-So.	1L	Valencia, Calif. (Hart)
16	Emily Smith	OH	5-11	Sr.	3L	Downers Grove, Ill. (Downers Grove S.)
14	Annie Spicer	OH	5-10	Sr.	3L	Barrington, Ill. (Barrington)

2004 RETURNERS & NEWCOMERS

Starters Returning (4 + libero)

Name	Pos.	Kills	KPG	Att.	Pct.	Asst.	SA	Digs	BS	BA	BPG
Katie Esbrook	MH	263	2.63	561	.333	15	41	166	21	118	1.18
Allie Kupec	RS/MH	171	1.82	422	.218	6	29	38	9	89	1.04
Melissa Markowski	S	107	1.05	259	.305	1,195	23	283	2	64	0.65
Annie Spicer	OH	439	4.26	1,188	.198	32	32	311	1	29	0.29
Kaitlin McPeak	L/DS	2	0.02	20	-.200	17	12	190	0	0	0.00

Other Letterwinners Returning (4)

Name	Pos.	Kills	KPG	Att.	Pct.	Asst.	SA	Digs	BS	BA	BPG
Erin Brugger	RS/OH	97	1.87	298	.134	12	5	63	0	15	0.29
Liz Kapp	MH	44	1.47	124	.194	12	3	14	3	10	0.43
Colette Ramirez	OH	133	2.08	396	.159	3	4	69	2	21	0.36
Emily Smith	OH	18	0.29	81	.000	8	19	103	1	2	0.05

Newcomers (4)

Name	Pos.	Ht.	Cl.	Exp.	Hometown (HS)
Jen Albrecht	OH	6-0	Fr.	HS	Canandaigua, N.Y. (Canandaigua Academy)
Amanda Cloyd	L/OH	5-8	Fr.	HS	Muncie, Ind. (Yorktown)
Rachel Dulla	S/DS	5-8	Fr.	HS	St. Charles, Ill. (St. Charles East)
Erika Gerstmyer	S/DS	5-7	Fr.	HS	York, Pa. (Central York)

BREAKDOWN

BY CLASS

Seniors (3)
Kaitlin McPeak
Emily Smith
Annie Spicer

Juniors (2)
Liz Kapp
Melissa Markowski

Sophomores (4)
Erin Brugger
Katie Esbrook
Allie Kupec
Colette Ramirez

Freshmen (4)
Jen Albrecht
Amanda Cloyd
Rachel Dulla
Erika Gerstmyer

BY STATE

California (1)
Colette Ramirez

Colorado (1)
Liz Kapp

Illinois (5)
Rachel Dulla
Katie Esbrook
Melissa Markowski
Emily Smith
Annie Spicer

Indiana (1)
Amanda Cloyd

Maryland (1)
Allie Kupec

New York (1)
Jen Albrecht

Pennsylvania (2)
Kaitlin McPeak
Erika Gerstmyer

Virginia (1)
Erin Brugger

PRONUNCIATION GUIDE

Brugger BRUE-ger
Esbrook ESS-brook
Kupec KU-peck
Markowski Mar-KAUW-ski

2004 OUTLOOK

Virginia Tech volleyball coach Greg Smith has high expectations for this season knowing he returns five starters and four additional letterwinners from last season's squad that finished 13-14 overall, 7-5 in its final season in the BIG EAST. The team begins the 2004 season ready for a new change in tempo as it enters the Atlantic Coast Conference.

Smith knows the season will be not without challenges and looks to build upon the team's record from last season. Most importantly, Smith needs his team to distinguish itself as a unit not to be underestimated in the tough ACC.

"We need to continue to move forward and build on what we accomplished in 2003," Smith said. "Going into the 2004 season, we will be a more mature team than the previous year with five starters returning."

Smith returns three All-BIG EAST honorees from 2003, including senior **Annie Spicer** who led the team with 439 kills and 311 digs as a junior.

She and fellow seniors **Kaitlin McPeak** and **Emily Smith** will provide much-needed veteran leadership to a team dominated by sophomores and freshmen.

Here is a position-by-position breakdown of the 2004 Virginia Tech squad:

MIDDLE HITTERS

With junior **Liz Kapp** and sophomores **Katie Esbrook** and **Allie Kupec** returning, the middle hitters look to be one of the youngest, yet talented, positions on the Tech roster.

As a true freshman, Esbrook started in all but one match for the Hokies last season and was an All-BIG EAST honorable mention and an American Volleyball Coaches Association All-Northeast Region honorable mention honoree. Esbrook was both the best defensive threat for Tech, recording a team-high 118 blocks, and serving specialist, totaling a team-high 41 service aces.

"Katie had a good freshman year and we expect a lot out of her," Smith said about Esbrook. "I look for her to step up to the challenge of playing in a tough conference and take on more of a leadership role in 2004."

Complementing Esbrook at the middle hitter position will be Kapp. The Aurora, Colo., native appeared in 30 games as a sophomore, registering 44 kills and 13 blocks.

"Liz had a great spring and I am looking forward to see if she can transition that hard work to the 2004 season," Smith said. "She is stronger now and has a better understanding of what it entails to take this team and herself to the next level."

If needed, Kupec will move from the right side to middle hitter. Last year Kupec saw some action in the middle, but Smith believes her true fit is on the right side.

"Allie will be a back-up at the middle hitter spot," Smith said. "The right side hitter position is a more natural fit, but she is such a versatile player that she has the ability to play in either position."

OUTSIDE HITTERS

The outside hitter position has the most depth for the Hokies. Coming off one of her best seasons, Spicer anchors the group in her

final season wearing the maroon and orange. She will be counted on to set the standard for others to follow as she continues to improve throughout the season.

"Annie will be a four-year starter for us on the outside and one of the best leaders on the team," Smith said about Spicer. "She has been a solid player and each year improves in a different aspect of the game, whether it be defense, passing or hitting."

Spicer registered 10 or more kills in every match for Tech in 2003 and was named All-BIG EAST second team. She had 17 double-doubles and finished third in the BIG EAST with 4.26 kills per game.

"I am looking for Annie to step up and be the leader of this team in the fall," Smith said. "She is the glue that will hold everything together. We will go as far as Annie can take us."

After an ankle sprain sidelined her during the last nine games of the year, senior **Emily Smith** looks to make a comeback in 2004.

"Emily really improved in the spring and still has room to grow," Smith said. "She has good ball control and has become a smarter player. She now knows what she needs to do to become one of the top hitters on the team."

After Smith's injury, sophomore Colette Ramirez stepped up and delivered some impressive numbers. Ramirez was named the BIG EAST Rookie of the Week for Nov. 3, after totaling 15 kills with only two errors and a .361 hitting percentage during wins against Pittsburgh and West Virginia.

"Colette is coming around after she struggled with a back and knee injury in the spring," Smith said about Ramirez. "She has an abundance of athletic potential and look for her to improve tremendously this coming year. She gained experience during the past season, which will help her make a bigger contribution this year."

The freshman duo of **Jen Albrecht** and **Amanda Cloyd** should challenge the veterans for playing time on the outside this season.

"Jen is a good athlete who loves to play the game," Smith said. "She is a very versatile player who has good all-around game instincts. She adds instant depth to the outsider hitter position, with her ball control and her hitting ability. She is a hard worker who will learn our system quickly."


"Amanda was an all-state high school player in Indiana. She is very athletic and controls the ball well," Smith said. "She will add to our program at the outside hitter position or possibly libero and defensive specialist."

RIGHT SIDES

Due to the graduation of four-year letterwinner **Jenny Hill**, Smith's staff has a hole to fill on the right side of the net. To fill the void, **Erin Brugger** and Kupec will make the move to the right side in 2004.

"Both Allie and Erin are new to the right side in college, but played there in club and in high school," Smith said about the sophomores. "It's a big toss-up as to who will start there this fall, I am confident though in their ability to adjust to playing the right side."

Last season, Kupec played in 94 games and ranked second on the team in total blocks with 98. After a strong debut for Tech in the



Hokie Classic, Kupec was named to her first collegiate all-tournament team and garnered BIG EAST Rookie of the Week accolades.

"Allie is a good, versatile hitter who can run different sets," Smith said. "She is a hard worker and we look for her to be a presence offensively and defensively. She adds consistency at the net when she is in the game."

Brugger, a Virginia native, registered 97 kills in 52 games last season and added 15 total blocks after redshirting in 2002. "Erin has matured as a player in the last two years and I feel that she is ready to step into a bigger role," Smith said.

First-year assistant coach April Yantis will be working with the right side, and the rest of the outside hitters.

"April has six years experience as an assistant coach and understands the process of how a successful program is run," Smith said about Yantis. "She is familiar with the ACC style of play, having coached at Duke and Miami. She will also assist with the recruiting process and development of the outside hitters."

Ramirez and Albrecht can be moved over to the right as well if needed.

SETTERS

The setter position looks to be another veteran group for the Hokies. all-conference **Melissa Markowski** returns for her third season as the court quarterback for Smith. In 2003, she tallied 1,195 assists and was an All-BIG EAST honorable mention honoree.

"Melissa comes back after a good year in 2003," Smith said about his junior setter. "A lot is expected of her this year after starting the last two years. She made great strides to become a team leader this past spring. Melissa is a competitor and I expect her to adjust to the new conference level of play quite well."

Backing up Markowski will be freshmen **Rachel Dulla and Erika Gerstmyer**.

"Rachel was a setter on her high school team and will be a good addition to the setter position," Smith said about the incoming class. "Erika has a solid background as a setter and will contribute to the program's success."

Guiding the setters this season will be first-year assistant coach Lindsay Wischmeier, who was a standout at Nebraska. Smith believes Wischmeier's talent and experience on and off the court will be a positive influence for the Tech setters.

"As a former player and now a coach, Lindsay brings a great element to the team," Smith said. "Lindsay sees the bigger picture and will show the girls what they need to do in order to achieve the success she did as a player. She has a setter mentality and will push Melissa, Erika and Rachel to a different level."

DEFENSIVE SPECIALISTS & LIBERO

With the addition of versatile players like freshmen Cloyd and Dulla to the Hokies' roster, the defensive specialist and libero positions have more depth than previous seasons.

This season however, the libero position is changing again. The original intent of the libero position was to create a defensive ball-handling specialist. By allowing the libero to serve, a team will be able to put their best six players on the court for a larger percentage of the game, and individual players are given another opportunity to play. This rule change will allow the libero player to serve in one position

designated for the game. Coaches can designate the rotation the libero will serve in at any time during the game.

Senior **Kaitlin McPeak** will be the returning starter at either defensive specialist or libero, while Cloyd and Dulla will compete for playing time in the rotation at the remaining spot at libero or defensive specialist.

"Kaitlin has been a starter at the defensive specialist position and has the most collegiate experience there," Smith said. "Rachel and Amanda played the defensive specialist and libero positions at the club level. They will add depth to the position, which was one of our weakest spots on the court last year."

McPeak was one of only two Hokies to play in every game last year and split the season at either defensive specialist or libero. She registered 190 digs and 12 service aces when not used as the libero.

THE SCHEDULE

With the move into the ACC this year, Tech's conference schedule will look more like a who's-who of college volleyball more so than in past seasons. Tech will play four teams that qualified for the NCAA Championships in Georgia Tech, Maryland, Michigan and Ohio

University. Three out of the four matches against these teams will be on the road. The Hokies will also face off against three teams nationally ranked in the 2003 AVCA/USA Today polls.

In all, 14 out of 22 opponents this season were ranked in the top 100 in the national 2003 RPI.

Tech will begin its schedule with a trip to Athens, Ohio, to face Ohio University, the 2003 Mid-American Conference Champions. The opener will also be the first time Emily Smith will square off against her twin sister, Katie, a senior at OU, on a collegiate volleyball court.

"Ohio University will be a great start to our season," coach Smith said about the Bobcats. "They are a strong team and have recently been at the top of the MAC and in the NCAA Tournament. This match will show where we are as a team and where we need to go."

Three tournaments highlight Tech's 29-match schedule, with the first one held in Blacksburg on Sept. 3-4. Teams from

Appalachian State, Lehigh and Towson will participate in the two-day Hokie Fall Invitational.

Tech will participate in the Georgia Outback Tournament hosted by the Bulldogs in Athens, Ga. During the tourney, Tech will face Louisiana-Monroe, Elon and host Georgia.

The Hokies then head to Ann Arbor, Mich., for the Nike Challenge featuring host Michigan, as well as Tennessee and Western Michigan.

With the move to the ACC in 2004, the Hokies will face a more difficult conference schedule. Of the 11 teams in the ACC, Tech will face Duke, Florida State, Miami, North Carolina, North Carolina State and Wake Forest twice, while playing Clemson, Georgia Tech, Maryland and Virginia once. All 11 teams will qualify for the conference tournament, hosted by Virginia in Charlottesville the weekend of Nov. 18-21.

"My coaching staff and I are extremely excited to be in the ACC," Smith said about the move to the new league. "The ACC is consistently one of the top four or five conferences in the NCAA every year. We need to show up with our best game each night in order to compete and win. Our team is ready and up for the challenge."



Melissa Markowski



Greg Smith

HEAD VOLLEYBALL COACH

A young and energetic coach, Greg Smith enters his fifth season as a collegiate head coach with the Virginia Tech volleyball program.

Last year, Smith led the Hokies to a 13-14 overall record, 7-5 in the BIG EAST, to finish

tied for fourth in the conference standings. Smith's career record now stands at 55-60 overall, 22-15 in conference play.

Three of his players received all-conference accolades in 2003, including Annie Spicer who was named second-team All-BIG EAST as a junior and Katie Esbrook who was named honorable mention All-Northeast Region and All-BIG EAST as a freshman.

In 2002, Smith led the Hokies in an amazing turnaround as Tech qualified for the BIG EAST Championship in the team's second season in the conference.

For the team's play, Smith was named the 2002 BIG EAST Coach of the Year. Tech more than doubled its win total from the previous season and won twice as many conference matches as it did during the 2001 season. Smith had two players receive conference honors, as senior Cheryl Stinson was named first-team All-BIG EAST and Ana Lang was named to the second team.

During the 2001 season, Smith led the Hokies into a new conference as Tech entered the BIG EAST and finished the year with a 9-19 record, 5-7 in the league. Two Hokies received conference honors as Stinson was named second-team All-BIG EAST and Annie Spicer was an honorable-mention selection.

In 2000, his first year as a head coach, Smith led a young group to a 13-16 record and had three players receive honors for their performances. Lang was named player of the year in the Independent Volleyball Conference, while Stinson and Kelli O'Dell were named to the all-conference team.

Smith came to Virginia Tech from Ohio State, where he served as an assistant coach for three seasons. Smith was successful as an assistant at OSU, helping coach the Buckeyes to the NCAA Tournament each year. His duties included assisting in recruiting and training the team, both on the court and in its physical conditioning.


Prior to his stint in Columbus, Smith spent two seasons as an assistant coach at Hofstra University. While at Hofstra, he helped lead the team to two consecutive American East Conference tournament championships and two NCAA Tournament appearances. In all, Smith has coached in the NCAA Tournament five of the last nine seasons.

Before his coaching duties at Hofstra, he was an assistant coach at the University of Indianapolis in 1994. During that time he also served as one of the head volleyball coaches for the Circle City Volleyball Club.

Prior to coaching at the University of Indianapolis, Smith was an assistant varsity coach at Rochester (Ind.) High from September 1992 through October 1993. He was also head coach of the freshman squad at Rochester. During his tenure at Rochester, he assisted the varsity team to the regional playoffs in 1992 and state semifinals in 1993.

The Rochester, Ind., native graduated from Westmont College in 1990 with a bachelor's in business and economics. He also received a bachelor's in education from the University of Indianapolis in April of 1995. A letterwinner in tennis at Westmont College, Smith also served as an assistant basketball coach at his alma mater.

Smith, his wife, Erica, and their daughter, Peyton, reside in Christiansburg.



SMITH'S PROFILE

PERSONAL

Birthdate June 9, 1966
Birthplace Crawfordsville, Ind.

EDUCATION

High School Rochester (Ind.) H.S.
College Westmont College
(B.S. business and economics, 1990) and
University of Indianapolis
(B.S. secondary education, 1995)

COACHING EXPERIENCE

2000-present Head Coach, Virginia Tech
1997-99 Assistant Coach, Ohio State University
1995-96 Assistant Coach, Hofstra University
1994 Assistant Coach, University of Indianapolis
Circle City Volleyball Club
1992-93 Assistant Coach, Rochester (Ind.) High



April Yantis

ASSISTANT VOLLEYBALL COACH

April Yantis begins her first year in the Hokie volleyball program as an assistant coach.

Yantis will work directly with the outside hitters and handle recruiting duties and match management responsibilities.

Yantis comes to Tech from the University of Miami where she was an assistant coach for three seasons. In 2002, Yantis helped guide the Hurricanes to a NCAA Sweet Sixteen appearance. She was primarily responsible for coaching the outside hitters, and two of her athletes were selected to the American Volleyball Coaches Association All-Northeast Region team. One was also selected as the BIG EAST Player of the Year.

Prior to her tenure at Miami, Yantis was an assistant at Duke University during the 1999-2001 seasons. At Duke, she coached the outside hitters and helped the Blue Devils to an NCAA Tournament appearance. She planned practices, scouted opponents and assisted

with recruiting. She was also a team liaison for the marketing and promotions, sports information and equipment departments.

She also worked youth summer volleyball camps during her time at both Duke and Miami.

Yantis' coaching career began at the University of Pennsylvania where she was an assistant coach from 1998-1999. She was given the Excellence In Service Award for her dedication to the program. While coaching the Quakers, Yantis was the head coach of the Golden Eagles Volleyball Club.

A standout player at Drexel, Yantis recorded 30 kills in a match four times in her career. A member of the team from 1994-1997, she was the first player in conference history to be named all-conference three consecutive years. Yantis earned the Mary Semanki award, which is given to Drexel's most outstanding female athlete. Yantis holds the record for all-time kills and digs, and was named the Dragons' most valuable player for three straight years.

A Hanover, Pa., native, Yantis currently resides in Blacksburg.



Lindsay Wischmeier

ASSISTANT VOLLEYBALL COACH

Lindsay Wischmeier enters her first season as an assistant coach at Virginia Tech.

Wischmeier comes to Tech from perennial national contender the University of Nebraska where she helped

guide the Huskers to a national championship in 2000. A four-year starter for the Huskers, she played setter her freshman year and libero her last three seasons in Lincoln.

The Nebraska career dig record holder, Wischmeier played in every match during her career at Nebraska. She was a three-time first-team Academic All-Big XII member, 2001 Junior Student Leadership semifinalist, a nominee for Verizon Academic All-American and a Student-Athlete of the Year finalist in 2003.

While completing her degree in business administration, Wischmeier served as an undergraduate assistant coach for Nebraska during the 2003 season. She assisted with recruiting, game day preparation and various coaching duties. Wischmeier was also an instructor for the Nebraska volleyball camps for four years.

A Burchard, Neb., native, Wischmeier resides in Blacksburg.

VOLLEYBALL SUPPORT STAFF



Ricky Dooley
Trainer



Diane Buckland
Secretary



Jay Johnson
Strength and Conditioning



Drew Scales
Academic Support Services



Megan Armbruster
Office of Student Life



Erin Brugger

**RIGHT SIDE/OUTSIDE HITTER • 6-0 • R-SOPHOMORE
CLIFTON, VA. • CENTREVILLE H.S.**

#5

2003: Managed to rack up close to 100 kills while playing in only half of the team's matches last season ... Fired off five straight service points, including one ace, to lead Tech to a victory over Northern Illinois ... Career-high 15 kills against Seton Hall.

2002: Redshirted her first year in Blacksburg.

High School: Attended Centreville High School where she lettered three times for Coach Ken Moser ... Helped lead her team to the Concorde District Championship and Northern Region Championship ... As a senior, was named team MVP ... Named first-team All-Concorde District ... Named first-team All-Northern Region ... Garnered second-team all-state honors ... Named first-team All-Met by *The Washington Post* ... Voted Concorde District Tournament MVP and Northern Region Tournament MVP ... Also lettered in swimming ... Played for Asics Metro VBC.

Personal: Erin Ann Brugger was born on August 9, 1984 in Columbus, Ohio ... Is the daughter of John and Gail Brugger ... Has two younger sisters, Jenny and Kelly ... Enrolled in psychology.



ERIN'S STATISTICS

Year	GP	K	E	TA	PCT	KPG	AST	SA	DIG	BS	BA
2003	52	97	57	298	.134	1.86	12	5	63	0	15
2002					<i>Redshirted</i>						
Totals	52	97	57	298	.134	1.86	12	5	63	0	15

CAREER MATCH HIGHS

Kills 15, at Seton Hall (9/28/03)
 Attempts 35, at Seton Hall (9/28/03)
 Pct.500, vs. Radford (9/16/03)
 Service Aces 1, three times
 Assists 3, vs. Miami (Ohio) (8/29/03)
 Digs 18, vs. Miami (Ohio) (8/29/03)
 BA 2, three times

2003 MATCH HIGHS

Kills 15, at Seton Hall (9/28/03)
 Attempts 35, at Seton Hall (9/28/03)
 Pct.500, vs. Radford (9/16/03)
 Service Aces 1, five times
 Assists 3, vs. Miami (Ohio) (8/29/03)
 Digs 18, vs. Miami (Ohio) (8/29/03)
 BA 2, four times



Katie Esbrook

**MIDDLE HITTER • 6-1 • SOPHOMORE
BARRINGTON, ILL. • BARRINGTON H.S.**

#1

2003: Contributed immediately as a true freshman ... Played in all but three games ... Led the Hokies in hitting percentage (.333), aces (41) ... solo blocks (21), block assists (97), total blocks (118) and blocks per game (1.18) ... Ranks third all-time at Tech with a team-high .333 hitting percentage and ninth for total blocks in a season with 118 (21 solo, 97 assisted) ... Had the second best hitting percentage in the BIG EAST during conference matches with a .362 ... In overall matches, was fourth in the conference in blocks and fifth in the BIG EAST in aces ... Had one or more aces in 19 matches ... In her first collegiate start against Campbell, tallied three aces, 12 kills, five total blocks (two solo, three assisted) and hit a .529 ... A natural blocker ... Recorded six block assists against East Tennessee State ... Personal-best three solo blocks at the College of Charleston ... Named BIG EAST Rookie of the Week (10/27/03) after her efforts against Connecticut and St. John's ... Named to the All-BIG EAST honorable mention team ... One of only two freshmen recognized with post-season awards in 2003 ... Tabbed as an American Volleyball Coaches Association (AVCA) All-Northeast Honorable Mention ... Named to the VaSID All-State University Division Second Team ... Sole freshman on any all-state list.

High School: Four-year letterwinner for Coach Karen Traub at Barrington High School ... Named to the all-conference team ... Received all-area third-team honors ... Served as team captain ... Helped lead her team to two second-place finishes in the state tournament ... Was honored with the "Best of Barrington" athlete award ... Earned All-America status while playing AAUs ... Played for Sports Performance VBC.

Personal: Catherine V. Esbrook was born on October 10, 1984 in Barrington, Ill. ... Is the daughter of Randy and Corinne Esbrook ... Has two older sisters, Cheryl, 23, and Elizabeth, 20 ... Enrolled in university studies.



KATIE'S STATISTICS

Year	GP	K	E	TA	PCT	KPG	AST	SA	DIG	BS	BA
2003	100	263	76	561	.333	2.63	15	41	166	21	97
Totals	100	263	76	561	.333	2.63	15	41	166	21	97

CAREER MATCH HIGHS

Kills 18, Connecticut (10/26/03)
 Attempts 36, twice
 Pct.615, vs. Syracuse (11/09/03)
 Service Aces 5, Cleveland St. (9/20/03)
 Assists 5, vs. Cleveland State (9/20/03)
 Digs 15, vs. Northern Illinois (9/19/03)
 BS 3, College of Charleston (9/12/03)
 BA 7, vs. Villanova (11/10/03)

2003 MATCH HIGHS

Kills 18, Connecticut (10/26/03)
 Attempts 36, twice
 Pct.615, vs. Syracuse (11/09/03)
 Service Aces 5, Cleveland St. (9/20/03)
 Assists 5, vs. Cleveland State (9/20/03)
 Digs 15, vs. Northern Illinois (9/19/03)
 BS 3, College of Charleston (9/12/03)
 BA 7, vs. Villanova (11/10/03)



Liz Kapp

MIDDLE HITTER • 6-1 • JUNIOR
AURORA, COLO. • GRANDVIEW H.S.

#4



2003: Registered the team's only solo block against BIG EAST foe Rutgers ... Had seven kills while hitting .455 against Radford ... Played one of her best matches of the season in near upset of No. 12 Notre Dame in South Bend, Ind. ... Recorded new career bests in kills (9), attempts (22), digs (4) and block assists (2) against the Irish.

2002: Appeared in 19 matches, playing in 28 games for the Hokies ... Finished fourth on the team with five solo blocks ... Tallied 32 kills on the season ... Recorded a career-high seven kills on 13 attempts against Providence ... Notched three digs in the win over Radford ... Had a season-high .750 hitting percentage (3-0-4) against St. John's ... Tallied two kills on four attempts in the win over James Madison.

High School: A four-year letterwinner for Coach Patty Childress at Grandview High School ... Was a three-time first-team all-conference selection ... Was a two-time honorable mention all-state selection and team MVP ... Was named to the 2001 5A senior all-star team ... Played for Front Range VBC.

Personal: Elisabeth Erin Kapp was born on January 13, 1984 in Aurora, Colo. ... Is the daughter of Greg and Donna Kapp ... Has three younger siblings, Daryl, Lydia and Joel ... Is enrolled in international studies.



LIZ'S STATISTICS

Year	GP	K	E	TA	PCT	KPG	AST	SA	DIG	BS	BA
2003	30	44	20	124	.194	1.46	12	3	14	3	10
2002	28	32	12	75	.267	1.14	0	2	11	5	1
Totals	58	76	32	199	.221	1.31	12	5	25	8	20

CAREER MATCH HIGHS

Kills 9, at Notre Dame (11/07/03)
 Attempts 29, at Charlotte (9/2/03)
 Pct.750 (3/0/4), vs. St. John's (11/3/02)
 Service Aces 1, five times
 Digs 4, Miami (Ohio) (8/29/03)
 BS 2, vs. Oakland (9/6/02)
 BA 2, Virginia and Notre Dame

2003 MATCH HIGHS

Kills 9, at Notre Dame (11/07/03)
 Attempts 29, at Charlotte (9/2/03)
 Pct.500, vs. Miami (Ohio) (8/29/03)
 Service Aces 1, three times
 Digs 4, Miami (Ohio) (8/29/03)
 BS 1, three times
 BA 2, twice



Allie Kupec


**RIGHT SIDE/MIDDLE HITTER • 6-1 • SOPHOMORE
COLUMBIA, MD. • RIVER HILL H.S.**

#15

2003: Gained valuable experience playing in 94 games as a true freshman ... Ranked second on the team in total blocks (98) and fourth in both hitting percentage (.218) and kills (171) ... In her first collegiate start against Miami (Ohio), tallied 13 kills, hit an impressive .524 and racked up a game-high five block assists ... After a strong debut at the Hokie Classic, was named to the all-tournament team ... Also named the first BIG EAST Rookie of the Week for 2003 ... Strong server ... Recorded nine straight service points against East Tennessee State ... Finished the match with a personal best six aces ... Played a solid match against Connecticut with 14 kills, a .423 hitting percentage, one solo block and a career-high seven block assists.

High School: Attended River Hill High School where she earned three varsity letters for Coach Sybil Modispacher ... Helped lead her team to the 2000 state semi-finals ... Earned team MVP honors in 2002 ... Selected to the 2002 *Baltimore Sun* and *Washington Post* first teams ... Was second-team all-Metro ... Helped lead her team to the 2001 county championship ... Served as team captain during the 2001 and 2002 seasons ... Also lettered four years in basketball ... Played for Metro American Juniors VBC.

Personal: Allison Victoria Kupec was born May 29, 1985 in Lake Forest, Ill. ... Is the daughter of C.J. and Vicki Kupec ... Father was an All-America basketball player at the University of Michigan before playing for the Los Angeles Lakers and the Houston Rockets of the NBA ... Brother plays football at Southern Illinois ... Enrolled in communications.



ALLIE'S STATISTICS

Year	GP	K	E	TA	PCT	KPG	AST	SA	DIG	BS	BA
2003	94	171	79	422	.218	1.82	6	29	38	9	89
Total	94	171	79	422	.218	1.82	6	29	38	9	89

CAREER MATCH HIGHS

Kills14, twice
 Attempts26, twice
 Pct.750, vs. Campbell (8/30/03)
 Service Aces ... 6, East Tennessee St. (8/30/03)
 Assists 1, six times
 Digs 6, East Tennessee St. (8/30/03)
 BS 2, vs. Syracuse (11/09/03)
 BA 7, vs. Connecticut (10/26/03)

2003 MATCH HIGHS

Kills14, twice
 Attempts26, twice
 Pct.750, vs. Campbell (8/30/03)
 Service Aces ... 6, East Tennessee St. (8/30/03)
 Assists 1, six times
 Digs 6, East Tennessee St. (8/30/03)
 BS 2, vs. Syracuse (11/09/03)
 BA 7, vs. Connecticut (10/26/03)



Melissa Markowski

SETTER • 5-9 • JUNIOR
GLEN ELLYN, ILL. • St. FRANCIS H.S.

#3

2003: Played in all but one game as a sophomore ... Led the team in assists (1,195) and assists per game (11.72) ... Moved into fourth place in Tech's record book for career assists with 2,618 ... Also finished the year fourth all-time at Virginia Tech with a single season hitting percentage of .305 ... Ranked third in the BIG EAST in total assists ... Reached her 200th kill, 2,000th assist, 50th ace, 500th dig and 100th block assist in only her second season as a Hokie ... Tallied 50 or more assists in nine matches ... Finished the year with 14 double-doubles ... Recorded an ace in 16 matches ... Registered eight blocks and 156 assists in three matches at the 2003 N.C. State Invitational ... Was one kill shy of recording a triple-double against Virginia, finishing the match with nine kills, 41 assists and 12 digs ... Hit seven out of eight kills against Radford for a .875 hitting percentage ... Recorded 94 assists at the Virginia Tech Invite enroute to an all-tournament selection ... Had best defensive game in her career with six total blocks (one solo, five assists) against Cleveland State ... Named co-BIG EAST Player of the Week (11/3/03) after dishing out 37 assists and hitting a .750 in the Hokies' upset of Pittsburgh ... All-BIG EAST Honorable Mention ... Selected as a member of the VaSID second team ... Was named to the COSIDA Academic All-District III third team.

2002: Had an immediate impact as a true freshman ... One of only two players to play in all 118 games ... Tallied 1,423 assists for the season, placing her third on the school's all-time list for most assists in a single season ... Dished out a career-high 70 assists against Rutgers ... Recorded a career-high 22 digs in the same match ... Named BIG EAST Rookie of the Week three times ... Notched 60 assists in the win over Radford ... Recorded double-digit assist and dig totals in the same match 11 times ... Posted 50 or more assists 10 times ... Had nine kills against Boston College ... Notched a career-high six service aces against Providence ... Recorded 272 digs on the season ... Had 46 total blocks, including 43 block assists ...

Averaged 12.06 assists per game ... Ranked first in the BIG EAST in total assists and fourth in assists per game ... Had 63 assists against Boston College ... Dished out 42 assists at the BIG EAST Championship against Miami ... Named to the VaSID all-state second team.

High School: Attended St. Francis High School where she lettered two times for Coach Peg Kopec ... Garnered first-team all-state and *Chicago Tribune* second-team all-state honors her senior season ... Named 2001 conference player of the year ... St. Francis team MVP ... A National Merit Semi-Finalist ... Played for Sports Performance VBC.

Personal: Melissa Marie Markowski was born on November 22, 1983 in Milwaukee, Wis. ... Is the daughter of Paul and Kerry Markowski ... Has an older sister, Megan, who plays volleyball for Northern Illinois, as well as a younger sister and brother, Lauren and Brendan ... Enrolled in human nutrition, foods and exercise.



MELISSA'S STATISTICS

Year	GP	K	E	TA	PCT	KPG	AST	SA	DIG	BS	BA
2003	102	107	28	259	.305	1.05	1,195	23	283	2	64
2002	118	128	50	360	.217	1.08	1,423	38	272	3	43
Total	220	235	78	619	.253	1.06	2,618	61	555	5	107

CAREER MATCH HIGHS

Kills 9, three times
 Attempts 20, twice
 Pct.875 vs. Radford (9/16/03)
 Service Aces 6, at Providence (10/28/02)
 Assists 70, vs. Rutgers (10/13/02)
 Digs 22, vs. Rutgers (10/13/02)
 BS 1, five times
 BA 5, twice

2003 MATCH HIGHS

Kills 9, vs. Virginia (9/09/03)
 Attempts 20, vs. Texas Christian (9/06/03)
 Pct.875 vs. Radford (9/16/03)
 Service Aces 4, vs. Campbell (8/30/03)
 Assists 67, vs. Connecticut (10/26/03)
 Digs 21, vs. Villanova (10/10/03)
 BS 1, twice
 BA 5, twice



Kaitlin McPeak

**DEFENSIVE SPECIALIST • 5-7 • SENIOR
PITTSBURGH, PA. • BALDWIN H.S.**

#2



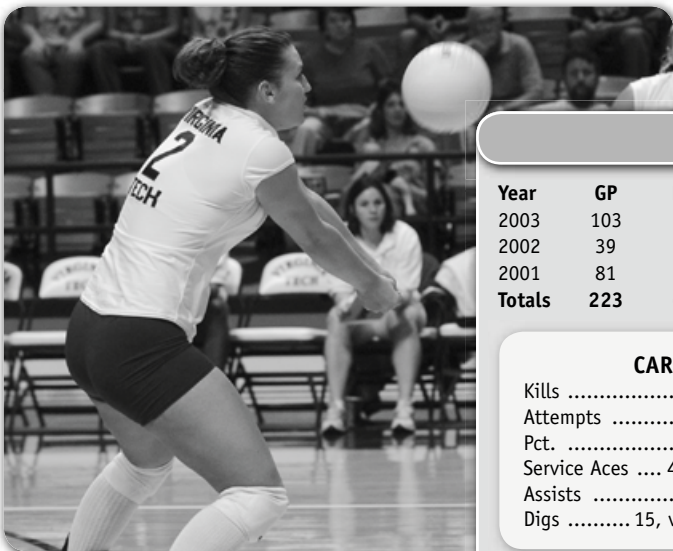
2003: One of only two Hokies to play in every game last season ... Saw action at both libero and defensive specialist ... Notched her 300th career dig as a junior ... Set new personal career-high in digs (15) against Boston College ... Registered a career-best four aces against Texas Christian ... Tallied 10 or more digs in eight matches ... Team-high 13 digs at Virginia.

2002: Served the Hokies well at the new libero position ... Saw action in 39 games at the libero position ... Ranked seventh on the team with 63 digs ... Tied a career high with 10 digs against Charlotte at the Hokie Classic ... Registered nine digs in win over Virginia ... Had eight digs against Clemson.

2001: Contributed right away as a true freshman ... Played in 26 matches, starting 13 as a defensive specialist ... Provided strong passing and serving for the Hokies ... Ranked third on the team with 17 service aces ... Registered a career-high 10 digs against West Virginia, Pittsburgh, Liberty and Connecticut ... Tallied a personal-best two service aces in matches against Akron, West Virginia, Pittsburgh, Radford and George Mason ... Also contributed two kills on two back row attempts against Liberty.

High School: Attended Baldwin High School, where she lettered three times for Coach Linda Scahil ... Was honorable mention all-section in 2000 ... Played on the Pittsburgh Elite Junior Olympic Volleyball team for four years ... Also played on the Penn Juniors for Coach Brian Begore ... Ran indoor and outdoor track at Baldwin ... Lettered four times in both indoor and outdoor track ... Member of the National Honor Society.

Personal: Kaitlin Ann McPeak was born February 20, 1983 in Pittsburgh, Pa. ... Is the daughter of Marianne and David McPeak ... Enrolled in human development.



KAITLIN'S STATISTICS

Year	GP	K	E	TA	PCT	KPG	AST	SA	DIG	BS	BA
2003	103	2	6	20	-.200	0.02	17	12	190	0	0
2002	39	1	1	7	.000	0.03	4	1	63	0	0
2001	81	3	9	28	-.214	0.04	5	17	122	0	1
Totals	223	6	16	55	-.181	0.03	26	30	375	0	1

CAREER MATCH HIGHS

Kills2, vs. Liberty (10/23/01)
 Attempts5, vs. Connecticut (11/4/01)
 Pct. 1.000, twice
 Service Aces 4, vs. Texas Christian (9/6/03)
 Assists 2, twice
 Digs 15, vs. Boston College (10/03/03)

2003 MATCH HIGHS

Kills 1, twice
 Attempts 2, vs. Northern Illinois (9/19/03)
 Pct. 1.000 vs. Northern Illinois (9/19/03)
 Service Aces 4, vs. Texas Christian (9/6/03)
 Assists 2, twice
 Digs 15, vs. Boston College (10/03/03)



Colette Ramirez

**OUTSIDE HITTER • 6-0 • R-SOPHOMORE
VALENCIA, CALIF. • HART H.S.**

#8



2003: Started in first collegiate match against Campbell ... Played one of the best matches of her young career at Connecticut with 13 kills, 10 digs and four block assists ... Recorded the first double-double of her career against the Huskies ... Named BIG EAST Rookie of the Week (11-03-03) after her efforts in three-game sweeps over Pittsburgh and West Virginia ... Notched five kills, five digs and a block in three games against the Panthers ... Tallied 10 kills, a .429 hitting percentage, two aces against the Mountaineers, with seven of her 10 kills coming in the final game ... Finished her freshman campaign with the fourth best kill-per-game average (2.08).

2002: Redshirted her first year in Blacksburg.

High School: Attended Hart High School ... Was a four-time scholar-athlete award winner, earning two varsity letters in volleyball ... Led her team to an undefeated season and league championship as a junior ... Garnered second-team All-Valley honors her junior and senior years ... Earned two letters in track & field, qualifying for the CIF meet in the 200, 400, 4x100, high jump and shot put ... Played for Santa Monica Beach Club for two years under head coach Turhan Douglas.

Personal: Colette Lee Ramirez was born June 19, 1984 in Fresno, Calif. ... Is the daughter of Gilbert and Traci Ramirez ... Colette has three sisters; Celina (21), Cheri (17) and Caitlyn (15) ... Is enrolled in apparel, housing and resource management.



COLETTE'S STATISTICS

Year	GP	K	E	TA	PCT	KPG	AST	SA	DIG	BS	BA
2003	64	133	70	396	.159	2.08	3	4	69	2	21
2002						<i>Redshirted</i>					
Totals	64	133	70	396	.159	2.08	3	4	69	2	21

CAREER MATCH HIGHS

Kills 13, vs Connecticut (10/26/03)
 Attempts 35, at Notre Dame (11/07/03)
 Pct500, vs. Campbell (8/30/03)
 Service Aces 2, vs. West Virginia (11/2/03)
 Assists 1, twice
 Digs 10, vs. Connecticut (10/26/03)
 BS 1, vs. Campbell (8/30/03)
 BA 4, vs. Connecticut (10/26/03)

2003 MATCH HIGHS

Kills 13, vs Connecticut (10/26/03)
 Attempts 35, at Notre Dame (11/07/03)
 Pct500, vs. Campbell (8/30/03)
 Service Aces 2, vs. West Virginia (11/2/03)
 Assists 1, twice
 Digs 10, vs. Connecticut (10/26/03)
 BS 1, vs. Campbell (8/30/03)
 BA 4, vs. Connecticut (10/26/03)



Emily Smith

OUTSIDE HITTER • 5-11 • SENIOR
DOWNERS GROVE, ILL. • DOWNERS GROVE SOUTH H.S.

#16



2003: Appeared in more than half of the Hokies' games as a junior ... Strong server, fired off nine straight service points in the third game against N.C. State ... Finished the match against the Wolfpack with a season-best three aces ... Led Tech with 16 digs against Northern Illinois ... Finished the year averaging 1.63 digs a game.

2002: Came on as a solid server and defensive player for the Hokies ... Played in 28 matches, starting four ... Finished the year with 166 digs, ranking fifth on the team ... Tied career highs with four assists and three service aces against Coastal Carolina ... Recorded a season-high 14 digs against West Virginia ... Notched nine service aces on the season ... Tallied 13 digs against Charlotte in the opening match of the Hokie Classic ... Registered 10 digs in the win over Rutgers ... Had 12 digs in the win over Liberty.

2001: Had an outstanding campaign as a true freshman ... Played in 28 matches, starting 14 ... Ranked third for the Hokies with 30 assists ... Tied for third on the team with 194 digs ... Had a career-high 13 kills and four assists against Virginia ... Tallied a .278 hitting percentage against Syracuse with seven kills and two errors on 18 attempts ... Two blocks against St. John's ... tallied three service aces against Seton Hall ... Contributed three solo blocks and four total blocks ... Provided a personal-best 18 digs against Rutgers ... Registered three block assists against Evansville, Western Carolina and Notre Dame.

High School: Attended Downers Grove South High School, where she lettered three times ... Coached by Denise Lazzeroni-Kavanaugh ... Team won the 1999 IHSA Girls Volleyball State Championship ... Made the all-area and all-conference teams in both 1999 and 2000 ... Captain of her team as a senior ... Played club ball for Sports Performance for three years and Club Elite for two years ... Played in the U.S. Nationals in 1997, '98, '99 and 2001 ... Named to the all-academic team three times at her high school.

Personal: Emily Elizabeth Smith was born January 15, 1983 in Downers Grove, Ill. ... Is the daughter of Karl and Mary Ann Smith ... Has a twin sister, Katie, who plays volleyball for 2004 opening opponent Ohio University ... Majoring in marketing.

EMILY'S STATISTICS

Year	GP	K	E	TA	PCT	KPG	AST	SA	DIG	BS	BA
2003	63	18	18	81	.000	0.28	8	19	103	1	2
2002	99	7	6	35	.029	0.07	15	9	166	0	1
2001	95	70	55	263	.057	0.74	30	11	194	4	29
Totals	257	95	79	379	.042	0.36	53	39	463	5	32

CAREER MATCH HIGHS

Kills 13, vs. Virginia (9/4/01)
 Attempts 27, vs. Virginia (9/4/01)
 Pct.333 (3/1/6), at Providence (9/28/02)
 Service Aces 3, twice
 Assists 4, twice
 Digs 18, vs. Rutgers (10/28/01)
 BS 3, vs. St. John's (9/21/01)
 BA 3, three times

2003 MATCH HIGHS

Kills 4, at Charlotte (9/02/03)
 Attempts 22, at Charlotte (9/02/03)
 Pct.500, vs. Northern Illinois (9/19/03)
 Service Aces 3, at N.C. State (9/06/03)
 Assists 2, vs. Miami (Ohio) (8/29/03)
 Digs 16, vs. Northern Illinois (9/19/03)
 BS 1, at Charlotte (9/02/03)
 BA 2, vs. East Tennessee St. (8/30/03)



Annie Spicer

**OUTSIDE HITTER • 5-10 • SENIOR
BARRINGTON, ILL. • BARRINGTON H.S.**

#14

2003: Played in every game for the Hokies last season ... Totaled 10 or more kills in every match of the season ... Tallied 17 double-doubles ... Led the team in games played (103), kills (439), kills per game (4.26), digs (311) and digs per game (3.02) ... After her junior season, ranks seventh in career kills (1,078) at Tech and ninth in career aces (114) ... Finished the year 10th all-time at Virginia Tech for kills in a season (439) and fifth in kills per game for a season (4.26) ... Ranked fourth in the BIG EAST in kills per game and sixth in total points (486.5) ... Recorded her 100th career ace in victory over Radford ... Tallied 20 or more kills six times ... At No. 12 Notre Dame, dished out 21 kills and 20 digs ... Named to the All-BIG EAST second team ... Received all-tournament honors at the Hokie Classic, N.C. State Invitational and the Terrapin Invitational ... Recorded a career-best 25 kills and was named the Hokie Classic MVP.

2002: One of only two Hokies to play in all 118 games, starting all 31 matches ... Ranked second on the team in kills with 349 and third in digs with 369 ... Had a season-high 21 kills in the win over Rutgers ... Registered a career-best 24 digs in the win at West Virginia ... Led the team with 44 service aces, ranking her fourth in the BIG EAST and fifth in aces per game in the conference ... Tallied 12 kills and 11 digs in the season-opener against Ohio ... Had a season-high four service aces against Oakland, Clemson and West Virginia ... Notched three service aces against Miami at the BIG EAST Championship.

2001: Had an immediate impact as a true freshman ... The only Hokie to start all 28 matches in 2001 ... Named honorable mention All-BIG EAST ... Finished the season ranked fifth in the conference with .56 service aces a game ... Was named BIG EAST Co-Rookie of the Week for Oct. 9 ... Led Tech with 290 kills ... Ranked first on the team with 3.30 kills per game ... Led the Hokies with 38 service aces ... Finished the season as the team leader with 202

digs ... Registered double-digit kills in 17 matches ... Collected seven double-doubles ... On six occasions, came within two digs of registering a double-double ... Set two personal-best records versus Villanova with 20 kills and a .444 hitting percentage ... Recorded a season-high mark for Tech with six service aces against St. John's ... Had a career-best 18 digs versus Seton Hall ... Registered a personal-best five total blocks against West Virginia.

High School:

Attended Barrington High School, where she lettered three times ... Played for Coach Karen Traub ... A unanimous selection to the all-state tournament team her senior year ... Named MVP of the Illinois State high school tournament ... A feat more impressive since her team lost in the finals of the tournament ... Named all-conference and all-region three times ... Named the Barrington High School Elite Athlete ... Given an Academic Scholar Athlete award ... Played club volleyball for Sports Performance ...

Personal: Ann Marie Spicer was born March 8,

1983 in Evanston, Ill. ... Is the daughter of Barbara and Tom Spicer ... Has six brothers and sisters ... Sister Betsy played volleyball at the University of Illinois and currently plays professional volleyball, while her sister, Megan, ran track at Eastern Illinois ... Majoring in geological sciences.



ANNIE'S STATISTICS

Year	GP	K	E	TA	PCT	KPG	AST	SA	DIG	BS	BA
2003	103	439	204	1,188	.198	4.26	32	32	311	1	29
2002	118	349	215	1,109	.121	2.96	40	44	369	3	23
2001	88	290	160	732	.178	3.30	16	38	202	3	26
Totals	309	1,078	579	3,029	.164	3.48	88	114	882	7	78

CAREER MATCH HIGHS

Kills 25, twice
 Attempts 73, vs. Texas Christian (9/06/03)
 Pct.444 (20-4-36), vs. Villanova (10/27/01)
 Service Aces 6, vs. St. John's (9/21/01)
 Assists 4, twice
 Digs 24, at West Virginia (11/09/02)
 BS 1, seven times
 BA 5, twice

2003 MATCH HIGHS

Kills 25, twice
 Attempts 73, vs. Texas Christian (9/06/03)
 Pct.429, vs. Campbell (8/30/03)
 Service Aces 4, twice
 Assists 6, vs. Virginia (9/09/03)
 Digs ... 21, vs. College of Charleston (9/12/03)
 BS 1, at. Miami (11/05/03)
 BA 5, ETSU (8/30/03)



Jen Albrecht

OUTSIDE HITTER • 6-0 • FRESHMAN
CANANDAIGUA, N.Y. • CANANDAIGUA ACADEMY

High School: Attended Canandaigua Academy ... Two-time Section 5 most valuable player ... All-state selection all four years ... Participated in the USA Volleyball High Performance Camp in the summer of 2003 ... Was selected to participate in the USA Holiday Training Camp ... Member of the Volley FX club team in Rochester, N.Y., for three years ... During her career, the team posted a 52-3 record ... Her Empire State team won the 2002 and 2003 Scholastic Women's Gold Medals ... Was class valedictorian ... Four-time student scholar athlete and was a member of the Math League, Spanish Club, Key Club, Gifted and Talented Club and Students Against Drunk Driving ... **Personal:** Jennifer Marie Albrecht was born May 18, 1986 in Rochester, N.Y. ... Is the daughter of Thomas and Marguerite Albrecht ... Has one sibling, an older brother Joshua ... Enrolled in university studies.



Amanda Cloyd

LIBERO/OUTSIDE HITTER • 5-8 • FRESHMAN
MUNCIE, IND. • YORKTOWN H.S.

High School: Broke the school kill record during her senior year at Yorktown High ... Named the team's most valuable player for two straight years ... Named all-county, all-conference, all-area (Muncie, Ind.) and all-state for two consecutive years ... a four-year starter at outsider hitter ... Led her team to the 2003 Hoosier Heritage Conference championship ... Five-year starter on the Munciana Open club team ... An all-state academic selection and received the Yorktown academic excellence award ... **Personal:** Amanda N. Cloyd was born April 15, 1986 in Muncie, Ind. ... Is the daughter of Greg and Barb Cloyd ... Has one sibling, a younger brother Brandyn ... Enrolled in university studies.



Rachel Dulla

SETTER/DEFENSIVE SPECIALIST • 5-8 • FRESHMAN
ST. CHARLES, ILL. • ST. CHARLES EAST H.S.

High School: Three-year starter and team captain of the volleyball team at St. Charles East High School ... In 2001, led her team to a state championship ... A unanimous all-conference selection ... Recipient of the Upstate Eight Sportsmanship award in 2003 ... Averaged 14 assists, four kills and nine digs a match ... Played for the Sports Performance club team for nine years and team was national runner-up in 2004 ... Selected to play in the Junior Olympic Invitational and was named an All-American in 2002 ... Was a member of the same club as current Hokie Melissa Markowski ... Involved in HOPE, the math honors society and was on the academic all-conference team for three years ... **Personal:** Rachel Dulla was born on January 1, 1986 in St. Charles, Ill. ... Is the daughter of Chris and Cindy Dulla ... Has one sibling, a younger brother named Jeff ... Enrolled in business.



Erika Gerstmyer

SETTER/DEFENSIVE SPECIALIST • 5-7 • FRESHMAN
YORK, PA. • CENTRAL YORK H.S.

High School: Three-year starter for the varsity squad at Central York High School ... Named second team all-district and first team all-county as a senior ... An all-county honorable mention selection as a junior ... Was a captain for the volleyball team as a junior ... Named Outstanding Female Athlete for the Class of 2004 at Central York ... **Personal:** Erika Christine Gerstmyer was born December 28, 1985 in York, Pa. ... Is the daughter of John and Pat Gerstmyer ... Has two older brothers, Drew and Brad ... Drew is a Virginia Tech graduate, class of 2002 ... Enrolled in human nutrition, foods and exercise.

2004 Opponents

APPALACHIAN STATE

Location: Boone, N.C.
Nickname: Mountaineers
Colors: Black and Gold
Facility: Holmes Center (8,325)
Conference: Southern
Last Meeting: Sept. 14, 2002 (VT, 3-0)
Head Coach: Chad Callihan
2003 Record: 16-17 (13-5, 1st North)
Volleyball SID: Mike Flynn
SID Phone: (828) 262-2845
SID Fax: (828) 262-6106
E-mail: flynnmh@appstate.edu
Web: www.GoASU.com

ELON

Location: Elon, N.C.
Nickname: Phoenix
Colors: Maroon and Gold
Facility: Alumni Gym (1,585)
Conference: Southern
Last Meeting: Oct. 17, 1987 (VT, 3-0)
Head Coach: Mary Tendler
2003 Record: 14-19 (7-11)
Volleyball SID: Megan Donald
SID Phone: (336) 278-6803
SID Fax: (336) 278-6768
E-mail: mdonald@elon.edu
Web: www.elon.edu/athletics

GEORGIA

Location: Athens, Ga.
Nickname: Bulldogs
Colors: Red and Black
Facility: Ramsey Student Center (2,400)
Conference: Southeastern
Last Meeting: Sept. 14, 2002 (UGA, 3-1)
Head Coach: Mary Buczek
2003 Record: 18-13 (10-6, T2nd East)
Volleyball SID: Tyler Sabo
SID Phone: (706) 542-1621
SID Fax: (706) 542-9339
E-mail: tyler@sports.uga.edu
Web: www.georgiadogs.com

JAMES MADISON

Location: Harrisonburg, Va.
Nickname: Dukes
Colors: Purple and Gold
Facility: Sinclair Gym/Godwin Hall (5,000)
Conference: Colonial Athletic Association
Last Meeting: Oct. 29, 2002 (VT, 3-2)
Head Coach: Disa Garner
2003 Record: 14-13 (9-5, 3rd)
Volleyball SID: Curt Dudley
SID Phone: (540) 568-6154
SID Fax: (540) 568-3703
E-mail: dudleycm@jmu.edu
Web: www.jmusports.com

LEHIGH

Location: Bethlehem, Pa.
Nickname: Mountain Hawks
Colors: Brown and White
Facility: Grace Hall (2,200)
Conference: Patriot League
Last Meeting: Oct. 9, 1982 (VT, 2-0)
Head Coach: Amanda Moran
2003 Record: 18-14 (8-6, 3rd)
Volleyball SID: Steve Lomangino
SID Phone: (610) 758-3174
SID Fax: (610) 758-4407
E-mail: sports@lehigh.edu
Web: www.lehighsports.com

LIBERTY

Location: Lynchburg, Va.
Nickname: Lady Flames
Colors: Red, White and Blue
Facility: Vines Center (9,000)
Conference: Big South
Last Meeting: Oct. 14, 2003 (LU, 3-1)
Head Coach: Shane Pinder
2003 Record: 23-11 (13-1, 1st)
Volleyball SID: Joe Padron
SID Phone: (434) 582-2292
SID Fax: (434) 582-2076
E-mail: rjpadron@liberty.edu
Web: www.libertyflames.com

LOUISIANA-MONROE

Location: Monroe, La.
Nickname: Indians
Colors: Maroon and Gold
Facility: Brown Gym (500)
Conference: Southland
Last Meeting: First meeting
Head Coach: Alycia Varytimidis
2003 Record: 7-27 (1-19, 9th)
Volleyball SID: Fred Sington
SID Phone: (318) 342-5463
SID Fax: (318) 342-5464
E-mail: fsington@ulm.edu
Web: www.ulm.edu

MICHIGAN

Location: Ann Arbor, Mich.
Nickname: Wolverines
Colors: Maize and Blue
Facility: Cliff Keen Arena (1,800)
Conference: Big Ten
Last Meeting: Sept. 17, 1994 (UM, 3-1)
Head Coach: Mark Rosen
2003 Record: 21-12 (12-8, 5TH)
Volleyball SID: Richard Retyi
SID Phone: (734) 615-0680
SID Fax: (734) 647-1188
E-mail: rretyi@umich.edu
Web: www.mgoblue.com

OHIO UNIVERSITY

Location: Athens, Ohio
Nickname: Bobcats
Colors: Hunter Green and White
Facility: Convocation Center (13,168)
Conference: Mid-American
Last Meeting: Aug. 30, 2002 (OU, 3-0)
Head Coach: Geoff Carlston
2003 Record: 28-5 (15-1, 1st)
Volleyball SID: Jason Cunningham
SID Phone: (740) 597-1837
SID Fax: (740) 597-1838
E-mail: jason.cunningham.1@ohio.edu
Web: www.ohiobobcats.com

TENNESSEE

Location: Knoxville, Tenn.
Nickname: Lady Volunteers
Colors: Orange and White
Facility: Stokely Athletics Center (5,000)
Conference: Southeastern
Last Meeting: Sept. 17, 2002 (UT, 3-0)
Head Coach: Rob Patrick
2003 Record: 22-9 (10-6, 2nd East)
Volleyball SID: Matt MacDonald
SID Phone: (865) 974-8873
SID Fax: (865) 974-8875
E-mail: mmacdon5@utk.edu
Web: www.UTLadyVols.com

TOWSON

Location: Towson, Md.
Nickname: Tigers
Colors: Gold, Black, and White
Facility: Towson Center (5,000)
Conference: Colonial Athletic Association
Last Meeting: Nov. 9, 2001 (TU, 3-1)
Head Coach: Chris Riley
2003 Record: 25-6 (14-0, 1st)
Volleyball SID: Megan Bradshaw
SID Phone: (410) 704-6258
SID Fax: (410) 704-3861
E-mail: mbradshaw@towson.edu
Web: www.TowsonTigers.com

WESTERN MICHIGAN

Location: Kalamazoo, Mich.
Nickname: Broncos
Colors: Brown and Gold
Facility: University Arena (5,421)
Conference: Mid-American
Last Meeting: First Meeting
Head Coach: Cathy George
2003 Record: 17-17 (8-8, 5th West)
Volleyball SID: Paula Haughn
SID Phone: (269) 387-4123
SID Fax: (269) 387-4139
E-mail: paula.haughn@wmich.edu
Web: www.wmubroncos.com

2004 ATLANTIC COAST CONFERENCE OPPONENTS

CLEMSON

Location: Clemson, S.C.
Nickname: Tigers
Colors: Burnt Orange and Northwest Purple
Facility: Jervey Gymnasium (2,000)
Conference: Atlantic Coast
Last Meeting: Sept. 20, 2002 (CU, 3-0)
Head Coach: Jolene Jordan Hoover
2003 Record: 18-16 (6-10, 6th)
Volleyball SID: Anne Miller
SID Phone: (864) 656-1920
SID Fax: (864) 656-0299
E-mail: miller7@clemson.edu
Web: www.clemsontigers.com

DUKE

Location: Durham, N.C.
Nickname: Blue Devils
Colors: Royal Blue and White
Facility: Cameron Indoor Stadium (9,314)
Conference: Atlantic Coast
Last Meeting: Oct. 10, 2000 (DU, 3-0)
Head Coach: Jolene Nagel
2003 Record: 10-19 (6-10, 7th)
Volleyball SID: Alissa Clendenen
SID Phone: (919) 684-3328
SID Fax: (919) 684-2489
E-mail: aclendenen@duaa.duke.edu
Web: www.GoDuke.com

FLORIDA STATE

Location: Tallahassee, Fla.
Nickname: Seminoles
Colors: Garnet and Gold
Facility: Tully Gymnasium (1,500)
Conference: Atlantic Coast
Last Meeting: Nov. 16, 1990 (FSU, 3-0)
Head Coach: Todd Kress
2003 Record: 16-17 (5-11, 8th)
Volleyball SID: Michael Morrell
SID Phone: (850) 644-3920
SID Fax: (850) 644-3820
E-mail: mmorrell@mailers.fsu.edu
Web: www.seminoles.com

GEORGIA TECH

Location: Atlanta, Ga.
Nickname: Yellow Jackets
Colors: Old Gold and White
Facility: O'Keefe Gymnasium (1,356)
Conference: Atlantic Coast
Last Meeting: Sept. 11, 1999 (GT, 3-0)
Head Coach: Bond Shymansky
2003 Record: 34-4 (15-1, 1st)
Volleyball SID: Melissa Jenkins
SID Phone: (404) 894-5445
SID Fax: (404) 894-1248
E-mail: mjenkins@at.gtaa.gatech.edu
Web: www.ramblinwreck.com

NORTH CAROLINA

Location: Chapel Hill, N.C.
Nickname: Tar Heels
Colors: Carolina Blue and White
Facility: Carmichael Auditorium (10,180)
Conference: Atlantic Coast
Last Meeting: Aug. 29, 1997 (UNC, 3-0)
Head Coach: Joe Sagula
2003 Record: 20-12 (10-6, T3rd)
Volleyball SID: Bobby Hundley
SID Phone: (919) 843-5678
SID Fax: (919) 962-0612
E-mail: bhundley@unca.unc.edu
Web: www.TarHeelBlue.com

NORTH CAROLINA STATE

Location: Raleigh, N.C.
Nickname: Wolfpack
Colors: Red and White
Facility: Reynolds Coliseum (12,400)
Conference: Atlantic Coast
Last Meeting: Sept. 6, 2003 (NCSU, 3-2)
Head Coach: Mary Byrne
2003 Record: 7-25 (0-16, 9th)
Volleyball SID: Justin Sellers (Intern)
SID Phone: (919) 515-2102
SID Fax: (919) 515-2898
E-mail: swingaway2304@yahoo.com
Web: www.gopack.com

MARYLAND

Location: College Park, Md.
Nickname: Terrapins
Colors: Red, White, Black and Gold
Facility: Comcast Center Pavilion (1,500)
Conference: Atlantic Coast
Last Meeting: Sept. 13, 2003 (UM, 3-0)
Head Coach: Janice Kruger
2003 Record: 27-8 (12-4 2nd)
Volleyball SID: Amy Mulligan
SID Phone: (301) 314-7068
SID Fax: (301) 314-9094
E-mail: mulligan@umd.edu
Web: www.umterps.com

MIAMI

Location: Coral Gables, Fla.
Nickname: Hurricanes
Colors: Orange, Green and White
Facility: Knight Sports Complex (1,200)
Conference: Atlantic Coast
Last Meeting: Nov. 15, 2003 (UM, 3-0)
Head Coach: Nicole Lantagne Welch
2003 Record: 22-9 (9-3, 3rd Big East)
Volleyball SID: Scott Moody
SID Phone: (305) 284-3230
SID Fax: (305) 284-2807
E-mail: smoody@miami.edu
Web: www.hurricanesports.com

VIRGINIA

Location: Charlottesville, Va.
Nickname: Cavaliers
Colors: Navy and Orange
Facility: Memorial Gymnasium (836)
Conference: Atlantic Coast
Last Meeting: Sept. 9 2003, (UVA, 3-1)
Head Coach: Melissa Aldrich Shelton
2003 Record: 25-9 (8-8, 5th)
Volleyball SID: Bill Hurd
SID Phone: (434) 982-5500
SID Fax: (434) 982-5525
E-mail: wlh4q@virginia.edu
Web: www.virginiasports.com

WAKE FOREST

Location: Winston-Salem, N.C.
Nickname: Demon Deacons
Colors: Old Gold and Black
Facility: Reynolds Gymnasium (2,000)
Conference: Atlantic Coast
Last Meeting: Aug. 31, 2002 (WF, 3-2)
Head Coach: Valorie Baker
2003 Record: 21-10 (10-6, 3rd)
Volleyball SID: Samantha Perry
SID Phone: (336) 758-5842
SID Fax: (336) 758-5140
E-mail: perrysgb@wfu.edu
Web: www.wakeforestsports.com

2004 VIRGINIA TECH TOURNAMENT SCHEDULES

2004 Hokie Fall Invite

Fri. Sept. 3 Towson vs Lehigh, 5 p.m.
Virginia Tech vs App. State, 7 p.m.
Sat. Sept. 4 **Virginia Tech vs Lehigh, 10 a.m.**
App. State vs Towson, Noon
App. State vs Lehigh, 5 p.m.
Virginia Tech vs Towson, 7 p.m.

2004 Georgia/Outback Tournament

Fri. Sept. 10 **Virginia Tech vs Louisiana-Monroe, 5 p.m.**
Georgia vs Elon, 7 p.m.
Sat. Sept. 11 **Virginia Tech vs Elon, 11 a.m.**
Georgia vs Louisiana-Monroe, 1 p.m.
Georgia vs Louisiana-Monroe, 5 p.m.
Virginia Tech at Georgia, 7 p.m.

2004 Michigan/Nike Challenge

Fri., Sept. 17 **Virginia Tech at Michigan, 11 a.m.**
Western Michigan vs. Tennessee, 1 p.m.
Virginia Tech vs. Tennessee, 5 p.m.
Michigan vs. Western Michigan, 7:30 p.m.
Sat., Sept. 18 **Virginia Tech vs. Western Michigan, 4:30 p.m.**
Michigan vs. Tennessee, 7:30 p.m.

2003 Review

Virginia Tech head coach Greg Smith entered the 2003 campaign with holes to fill at libero and middle hitter, but knew he had a solid foundation to build on with junior outside hitter Annie Spicer and sophomore setter Melissa Markowski. Smith also had returning seniors Kelli O'Dell and Jenny Hill to provide the leadership for a team that only returned three starters.

Smith would have to depend heavily on two freshman middle hitters in Katie Esbrook and Allie Kupec to fill the void left by the graduation of first-team All-BIG EAST honoree Cheryl Stinson.


The freshman duo's baptism by fire would begin in the home and season opener against Miami (Ohio) at the 2003 Hokie Classic. Kupec tallied 13 kills, a game-high five block assists and hit a sparkling .524 with only two errors in 21 attempts in her first collegiate start. Esbrook was equally impressive leading the team with 12 kills on 17 attempts and only three errors for a .529 hitting percentage, but added another dimension to the game with three service aces and five total blocks against Campbell.

The Hokies won the Hokie Classic for the first time in three years led by all-tournament team members Spicer and Kupec. Spicer was also named tournament Most Valuable Player totaling 50 kills, 28 digs and eight block assists.

Kupec was also named BIG EAST Rookie of the Week for her efforts in the tournament on Sept. 1.

Tech then hit the road for eight consecutive away matches, including nationally ranked Maryland and arch rival Virginia. The travel took its toll, however, as the Hokies returned to Blacksburg with a 2-6 record to move to 5-6 on the season.

While the veterans struggled, the rookie class continued to impress. Esbrook and Kupec remained a solid blocking and attacking duo in the middle. Redshirt freshmen Erin Brugger at outside hitter and right side Colette Ramirez rotated in the lineup and delivered impressive performances.



Melissa Markowski

2003 FINAL BIG EAST STANDINGS

School	BIG EAST Overall		W-L	Pct.
	W-L	Pct.		
Pittsburgh \$%	11-1	.917	26-6	.813
Notre Dame %	11-1	.917	23-7	.767
Miami	9-3	.750	22-9	.710
Villanova	7-5	.583	14-15	.483
St. John's	7-5	.583	26-9	.743
Virginia Tech	7-5	.583	13-14	.482
Connecticut	6-6	.500	20-12	.625
Rutgers	5-7	.417	11-17	.393
Syracuse	4-8	.333	17-16	.515
Boston College	3-9	.250	17-12	.586
Georgetown	3-9	.250	9-19	.321
Seton Hall	3-9	.250	20-13	.606
West Virginia	2-10	.167	6-21	.222

\$ - Won BIG EAST Championship

% - Tied for regular season title

All-BIG EAST FIRST TEAM

Name	Yr.	Pos.	School
Jackie Ahlers	So.	MH	St. John's
Lauren Brewster	So.	MH	Notre Dame
Wendy Hatlestad	Sr.	OH	Pittsburgh
Lauren Kelbley	So.	MH	Notre Dame
Kristen Kinder	Sr.	S	Notre Dame
Megan Miller	Jr.	MH	Pittsburgh

All-BIG EAST SECOND TEAM

Jamie Hadenfeldt	Jr.	OH	Connecticut
Emily Loomis	Jr.	OH	Notre Dame
Leyre Santaella Sante	Sr.	OH	Miami
Annie Spicer	Jr.	OH	Virginia Tech
Kerri Sullivan	Jr.	MH	Villanova
Valeria Tipiana	Jr.	RS	Miami

HONORABLE MENTION

Sara Albert	Jr.	MH	Georgetown
Shayla Bush	Sr.	OH	Rutgers
Katie Esbrook	Fr.	MH	Virginia Tech
Melissa Markowski	So.	S	Virginia Tech
Megan McGrane	So.	L	Pittsburgh
Sarah Rollman	Sr.	OH	Pittsburgh

Player of the Year:	Wendy Hatlestad, Pittsburgh
Libero of the Year:	Megan McGrane, Pittsburgh
Rookie of the Year:	Katherine Whitney, Seton Hall
Co-Coaches of the Year:	Debbie Brown, Notre Dame and Chris Beerman, Pittsburgh

The Hokies took third place at the 2003 Terrapin Invite hosted by Maryland in the Comcast Center Gymnasium after going 1-2 for the tournament. Spicer was again named to the all-tournament team for the second straight tournament in a row.

Returning to the solace of home court in Cassell Coliseum, the Hokies won their fourth straight home match of the year with a three-game sweep, 30-17, 30-20, 30-18 over Radford.

Unfortunately, the Hokies then fell to both Northern Illinois and Cleveland State in four games. NIU won the tournament going 2-0 against the hosting Hokies and the Vikings from Ohio.

Coach Smith knew that to be successful Tech would have to find a way to win on the road during BIG EAST action. Aside from a neutral site competition, the Hokies had yet to win a match on another team's home court.

Tech was able to snap its road streak at the right time with a 3-0 sweep of BIG EAST foe Rutgers. Two days later Coach Smith recorded his 50th career victory with a 3-1 win over the Pirates of Seton Hall to move to 2-0 in the BIG EAST. Spicer led the team with 16 kills and 12 digs while

Brugger notched a career-high 15 kills and Hill racked up five block assists helping to hold Seton Hall to a .150 hitting percentage for the match.

The Hokies lost their first BIG EAST match-up when they hosted Boston College. The Eagles defeated the Hokies, 3-1, despite three players totaling over 11 kills apiece. Spicer led with 17 kills, Kupec added 14 kills and Hill had a season-high six block assists.

Virginia Tech, unable to rebound, fell to Villanova in a five game heart-breaker (30-27, 30-23, 20-30, 27-30, 8-15). Esbrook had her best defensive game of the year against the Wildcats, recording eight total blocks to complement 14 kills. Markowski had one of her most complete matches of the season with 21 digs, 51 assists and five block assists.

Tech then got back to its winning ways with a 3-1 BIG EAST win at home victory over Georgetown, led by Spicer's match-high 20 kills and three aces.

After a disappointing 3-1 loss to in-state rival Liberty, despite Spicer's career-high 25 kills, Smith knew his team would have to refocus before it faced its last seven teams, including No. 12-ranked Notre Dame and Miami (Fla.) on the road.


The Hokies first headed to Jamaica, N.Y., to face-off with St. John's and were unable to stop the Red Storm who upended the Hokies, 3-0. This was only the second time in the season Tech fell in three games.

Tech's next stop was Storrs, Conn., where it would face a motivated Huskies team that finished second in the 2002 BIG EAST Tournament. The Hokies did not let Connecticut's experience intimate them, winning 3-2. Spicer (24), Esbrook (18), Kupec (14), Ramirez (13) and Hill (12) all finished the match with double-digit kills.

After turning in one of her best two-match performances of the year against St. John's and Connecticut, Esbrook was named the BIG EAST Rookie of the Week.

Esbrook and the Hokies kept the momentum going against Pittsburgh, and handed the Panthers their first conference loss of the year. The 30-27, 30-17, 30-26 sweep stopped a 12-match winning streak by Pittsburgh.

Prior to the match, the Panthers were ranked 28th in the NCAA in hitting percentage, but the Hokies held them to a jaw-dropping .062 hitting percentage. It was also the second consecutive win against an opponent with a winning record as the Panthers suffered only their fourth loss of the season.



Annie Spicer



Colette Ramirez

After the sweet victory over Pittsburgh, the Hokies finished their home season with a 3-0 dismissing of visiting West Virginia for their third consecutive conference win.

Seniors Hill and O'Dell were both honored before the match for their dedication and leadership. In return, Hill tallied nine kills and an impressive .600 hitting percentage, while O'Dell had three kills, 15 assists and five digs in their last home match.

Also honored were Markowski and Ramirez, who were named Co-Players of the Week in the BIG EAST for their performances against Pittsburgh and West Virginia.

After winning three straight conference matches, the Hokies had all pistons firing as they headed to South Bend to take on BIG EAST rival and No. 12-ranked Notre Dame.

In front of over 8,000 screaming fans, the Hokies nearly upset the vaunted Irish on their home court. The Hokies went the distance with the No. 1-ranked blockers in the country for five games (22-30, 30-25, 31-29, 24-30, 13-15), but fell short in their upset bid.

With only two matches left in the season, Coach Smith wanted to see how his team would come back after falling to the Irish. His answer was another grueling five-game (16-30, 25-30, 30-24, 30-26, 17-15) match at Syracuse. The Hokies battled back from two games down to win 3-2.

Tech's final match of the season was on the road in Miami. A win over the Hurricanes would have given Tech a possible place in the conference tournament for the second straight year. Unfortunately, the Hokies could not muster another come-from-behind win, falling 3-0 to the Hurricanes.

As a team, the Hokies finished the season with a 13-14 overall record and finished tied for fourth in the BIG EAST with a 7-5 record.

Several players received post-season awards for their efforts in 2003.

Spicer was named All-BIG EAST second team after finishing the season with 439 kills for a 4.26 per game average, good enough for fourth in the BIG EAST. She hit 10 or more kills in every match and led the team in games played (103), kills (439), kills per game (4.26), digs (311) and digs per game (3.02). She moved into 10th place all-time at Tech for kills in a season with (439), seventh in career kills (1,078), fifth in kills per game in a season (4.26) and ninth in career aces with 114.

Both Markowski and Esbrook were recognized as honorable mention All-BIG EAST. Markowski finished 2003 third in the BIG EAST with 11.72 assists per game and 1,195 total assists. She moved into the all-time Tech record book and now sits fourth all-time for season hitting percentage with .305 and fourth in career assists with 2,618. Markowski was also named to the Academic All-District III third team.

Esbrook was one of only two freshmen to be honored by the BIG EAST in 2003. She led Tech in hitting percentage (.333), aces (41), block solos (21), block assists (97), total blocks (118) and blocks per game (1.18). After her first season, she is third all-time at Virginia Tech with a .333 hitting percentage and ninth for blocks in a season with 118.

2003 Statistics

OVERALL

Overall Record: 13-14 BIG EAST: 7-5 (T-4th)

No.	Name	GP/MS	K	K/G	E	ATT	PCT.	A	SA	SE	RE	DIG	BS	BA	TB	BHE
1	ESBROOK, Katie	100/25	263	2.63	76	561	.333	15	41	27	17	166	21	97	118	1
3	MARKOWSKI, Melissa	102/26	107	1.05	28	259	.305	1,195	23	21	1	283	2	64	66	23
9	HILL, Jenny	88/17	238	2.70	93	582	.249	34	0	0	1	13	2	63	65	2
15	KUPEC, Allie	94/26	171	1.82	79	422	.218	6	29	18	0	38	9	89	98	2
14	SPICER, Annie	103/26	439	4.26	204	1,118	.198	32	32	60	53	311	1	29	30	1
4	KAPP, Liz	30/4	44	1.47	20	124	.194	12	3	3	1	14	3	10	13	0
8	RAMIREZ, Colette	64/10	133	2.08	70	396	.159	3	4	10	3	69	2	21	22	2
5	BRUGGER, Erin	52/11	97	1.87	57	298	.134	12	5	11	8	63	0	15	15	1
6	WRIGHT, Allie	2/0	0	0.00	0	0	.000	2	1.00	0	0	1	0	0	0	0
11	O'DELL, Kelli	3/0	4	1.33	4	10	.000	20	1	0	0	7	0	1	1	1
16	SMITH, Emily	63/9	18	0.29	18	81	.000	8	19	23	6	103	1	2	3	1
10	BAYER, Ashley	87/0	0	0.00	3	18	-.167	26	1	5	29	241	0	0	0	4
2	MCPEAK, Kaitlin	103/2	2	0.02	6	20	-.200	17	12	18	40	190	0	0	0	3
TEAM												22				
VIRGINIA TECH		103	1516	14.72	658	3959	.217	1382	170	196	181	1499	41	391	61	41
Opponents		103	1505	14.61	705	4027	.199	1373	181	246	170	1465	43	366	54	55

Returning Players in Bold

BIG EAST MATCHES

No.	Name	GP/MS	K	K/G	E	ATT	PCT.	A	SA	SE	RE	DIG	BS	BA	TB	BHE
1	ESBROOK, Katie	47/11	137	2.91	33	287	.362	5	14	14	9	84	8	47	55	1
3	MARKOWSKI, Melissa	46/11	66	0.78	13	96	.240	560	11	10	1	145	1	24	25	16
9	HILL, Jenny	47/10	133	2.83	51	331	.248	26	0	0	0	9	2	38	40	2
15	KUPEC, Allie	41/11	71	1.73	36	187	.187	3	10	7	0	17	5	39	44	1
14	SPICER, Annie	47/11	198	4.21	84	540	.211	9	9	21	18	139	1	15	16	1
4	KAPP, Liz	12/0	15	1.25	7	42	.190	6	1	1	0	4	2	4	6	0
8	RAMIREZ, Colette	34/7	80	2.35	32	209	.230	0	3	4	2	50	0	12	12	0
5	BRUGGER, Erin	15/3	26	1.73	22	84	.048	2	1	0	2	11	0	3	3	0
6	WRIGHT, Allie	0/0	0	0.00	00	0	.000	0	0	0	0	0	0	0	0	0
11	O'DELL, Kelli	2/0	3	1.50	2	6	.167	15	1	0	0	5	0	1	1	1
16	SMITH, Emily	15/2	6	0.40	2	14	.286	0	4	9	0	20	0	0	0	1
10	BAYER, Ashley	47/0	0	0.00	2	5	-.400	14	0	1	16	141	0	0	0	3
2	MCPEAK, Kaitlin	47/0	1	0.02	2	11	-.091	6	3	14	12	80	0	0	0	2
TEAM											6					
VIRGINIA TECH		47/12	706	15.02	286	1812	.232	646	57	81	66	705	19	183	110.5	28
Opponents		47/12	727	15.47	316	1909	.215	662	66	103	57	684	16	153	92.5	33

Returning Players in Bold

The 2003 Virginia Tech volleyball team: (front row, l-r): Jenny Hill, Kelli O'Dell; (second row, l-r) head coach Greg Smith, Allie Wright, Ashley Bayer, Melissa Markowski, Kaitlin McPeak, assistant coach Blythe Moorhouse; (back row, l-r) graduate assistant coach Nadia Edwards, Emily Smith, Liz Kapp, Allie Kupec, Erin Brugger, Colette Ramirez, Alli Lewis, Katie Esbrook and athletic trainer Megan Rittler.



2003 RESULTS

Date	Opponent	Result	Match Scores
8/29	MIAMI (OHIO) #	W, 3-1	30-21, 30-17, 28-30, 30-19
8/30	CAMPBELL #	W, 3-0	30-15, 30-17, 30-13
8/30	EAST TENNESSEE ST. #	W, 3-0	30-25, 30-15, 30-21
9/2	at Charlotte	L, 2-3	30-25, 21-30, 30-22, 24-30, 9-15
9/5	vs. High Point \$	W, 3-0	30-22, 30-20, 30-24
9/6	vs. Texas Christian \$	L, 1-3	27-30, 30-22, 29-31, 27-30
9/6	vs. N.C. State \$	L, 2-3	26-30, 29-31, 30-23, 30-13, 12-15
9/9	at Virginia	L, 1-3	19-30, 26-30, 30-27, 25-30
9/12	vs. Col. of Charleston ^	L, 1-3	32-30, 26-30, 22-30, 27-30
9/12	vs. Morgan State^	W, 3-0	31-29, 30-26, 30-18
9/13	at Maryland ^	L, 0-3	22-30, 24-30, 23-30
9/16	RADFORD	W, 3-0	30-17, 30-20, 30-18
9/19	NORTHERN ILLINOIS †	L, 1-3	27-30, 30-25, 27-30, 18-30
9/20	CLEVELAND ST. †	L, 1-3	30-27, 19-30, 25-30, 25-30
9/26	at Rutgers *	W, 3-0	30-28, 32-30, 30-26
9/28	at Seton Hall *	W, 3-1	24-30, 30-27, 30-26, 30-26
10/3	BOSTON COLLEGE *	L, 1-3	23-30, 30-19, 25-30, 22-30
10/10	VILLANOVA *	L, 2-3	30-27, 30-23, 20-30, 27-30, 8-15
10/12	GEORGETOWN *	W, 3-1	30-18, 30-15, 26-30, 30-28
10/14	at Liberty	L, 1-3	19-30, 27-30, 30-28, 27-30
10/24	at St. John's *	L, 0-3	14-30, 26-30, 27-30
10/26	at Connecticut *	W, 3-2	24-30, 31-29, 25-30, 30-18, 15-10
10/31	PITTSBURGH *	W, 3-0	30-27, 30-17, 30-26
11/2	WEST VIRGINIA *	W, 3-0	30-17, 30-19, 30-19
11/7	at #12 Notre Dame *	L, 2-3	22-30, 30-25, 31-29, 24-30, 13-15
11/9	at Syracuse *	W, 3-2	16-30, 25-30, 30-24, 30-26, 17-15
11/15	at Miami *	L, 0-3	25-30, 28-30, 21-30


- Hokie Classic at Blacksburg, Va.

\$ - N.C. State Outback Classic at Raleigh, N.C.

^ - Maryland Tournament at College Park, Md.

† - VT Invite at Blacksburg, Va.

* - BIG EAST Conference match



Katie Esbrook



Jenny Hill and Allie Kupec

2003 SUPERLATIVES

Record in:

Three-game matches	8-3
Four-game matches	3-7
Five-game matches	2-4

Team Highs:

Kills	85, at Connecticut (10/26/03)
Attempts	207, at Connecticut (10/26/03)
Percentage356, vs. Campbell (8/30/03)
Assists	76, at Notre Dame (11/07/03)
Service Aces	12, vs. Campbell (8/30/03)
Digs	86, at Connecticut (10/26/03)
Blocks	14.5, vs. Villanova (10/10/03)

Individual Highs:

Kills (3 games)	18, Annie Spicer at Rutgers (9/26/03)
Kills (4 games)	25, Annie Spicer at Liberty (10/14/03)
Kills (5 games)	24, Annie Spicer at Connecticut (10/26/03)
Attempts	73, Annie Spicer at Texas Christian (9/06/06)
Percentage615, Katie Esbrook at Syracuse (11/9/03)
Assists	67, Melissa Markowski at Connecticut (10/26/03)
Service Aces	6, Allie Kupec vs. East Tennessee St. (8/30/03)
Digs	21, Ashley Bayer at Syracuse (11/09/03), Melissa Markowski vs. Villanova (10/10/03) and Annie Spicer at College of Charleston (9/21/03)
Block Solos	3, Katie Esbrook at College of Charleston (9/12/03)
Block Assists	7, Katie Esbrook vs. Villanova (10/10/03) and Allie Kupec at Connecticut (10/26/03)
Total Blocks	8, Katie Esbrook vs. Villanova (10/10/03) and Allie Kupec at Connecticut (10/26/03)

Single Season/Career Records

KILLS

Match
1. Lisa Pikalek vs. Southern Miss (11/7/92) ..38
2. Lisa Pikalek vs. Tulane (10/14/89).....37
Lisa Pikalek vs. Furman (9/14/91)37
4. Lisa Pikalek vs. Tulane (11/6/92).....35
Lisa Pikalek vs. Liberty (11/10/92)35
6. Heather Berglund vs. Tulane (10/26/91) ...31
7. Lisa Pikalek vs. App. State (9/15/92)30
8. Lisa Pikalek vs. Radford (10/2/90).....29
9. Lisa Pikalek vs. Charlotte (10/20/92)27
Lisa Pikalek vs. Ala.-Birm. (11/14/92).....27
Rachel Julian vs. Xavier (11/1/97)27
Holly Disser vs. Northern Illinois (9/4/99) ..27

Season
1. Lisa Pikalek (1992).....653
2. Elizabeth Willson (1989)593
3. Lisa Pikalek (1991).....588
4. Lisa Pikalek (1990).....530
5. Lisa Pikalek (1989).....499
6. Heather Berglund (1991).....498
7. Julie Neely (1986).....480
8. Heather Berglund (1992).....465
9. Ana Lang (2002).....454
10. Annie Spicer (2003) 439

Career
1. Lisa Pikalek (1989-92)2,270
2. Heather Berglund (1990-93)1,650
3. Elizabeth Willson (1986-89).....1,447
4. Jennifer Schmidt (1992-95)1,283
5. Rachel Julian (1996-99)1,179
6. Corrie Bundy (1995-98).....1,149
7. Annie Spicer (2001-03) 1,078
8. Ana Lang (1999-02)1,065
9. Cheryl Stinson (1999-02).....1,039
10. Jenni McFadden (1991-94)903

In 2001, the NCAA approved a rule change implementing a 30-point, rally-scoring system in each game. Any records from 2001 and later reflect this change in the scoring.

In Record Section:
current Tech players are **boldface**.


KILLS PER GAME

Season
1. Lisa Pikalek (1992).....4.77
2. Lisa Pikalek (1991).....4.57
3. Elizabeth Willson (1989)4.49
4. Lisa Pikalek (1991).....4.46
5. Annie Spicer (2003) 4.26

Career
1. Lisa Pikalek (1989-92)4.39
2. Annie Spicer (2001-Current) 3.48
3. Elizabeth Willson (1986-89).....3.39
4. Julie Neely (1986-87)3.31
5. Heather Berglund (1990-93)3.24

GAMES PLAYED

Career
1. Lisa Pikalek (1989-92) 517
2. Jenni McFadden (1991-94) 500
3. Heather Berglund (1990-93) 497
4. Kelli Craven (1988-91) 496
5. Amanda Yelsh (1991-94) 489
6. Jennifer Schmidt (1992-95) 483
7. Kelly Chambliss (1988-92) 461
8. Hilary Love (1992-95)..... 456
9. Elizabeth Willson (1986-89)..... 436
10. Meredith Braine (1995-1998) 428



Current senior outside hitter Annie Spicer is climbing the Virginia Tech kill charts.



Lisa Pikalek, the only Tech volleyball player to have her jersey retired and a 2004 inductee into the Virginia Tech Sports Hall of Fame, recorded 2,270 career kills.

HITTING PERCENTAGE

Match (Min. 10 attempts)
1. Cheryl Stinson (11-0-13) vs. Providence (10/14/01)846
2. Amanda Yelsh (11-0-14) vs. Liberty (9/6/94)786
2. Terrie Zubert (11-1-13) vs. Radford (10/2/94)769
3. Kerry Majewski (13-1-16) vs. La Salle (11/6/98)750
4. Jennifer Schmidt (21-1-27) vs. VCU (11/20/92).....741

Season
1. Julie Neely (1986)......357
2. Katie Esbrook (2003)......333
3. Cheryl Stinson (2001)316
4. Melissa Markowski (2003)......305
5. Cheryl Stinson (2002)298

Career (Min. two seasons)
1. Julie Neely (1986-87)310
2. Cheryl Stinson (1999-2002)290
2. Karen Crawford (1986-88)..... .242
3. Elizabeth Willson (1986-89)..... .238
4. Lisa Pikalek (1989-92)235

Single Season/Career Records



Senior Melissa Markowski is among Virginia Tech's all-time leaders in assists.

SERVICE ACES

Season	Career
1. Elizabeth Willson (1989) 69	1. Lisa Pikalek (1989-92) 196
2. Jill Motley (1986) 65	2. Terrie Zubert (1994-97) 181
3. Mary Ramsey (1986) 62	3. Jenni McFadden (1991-94) 157
4. Kelli Craven (1991)..... 60	4. Elizabeth Willson (1986-89)..... 148
Terrie Zubert (1994)..... 60	5. Kelli Craven (1988-91) 139
6. Sonya Adams (1986) 57	Heather Berglund (1990-93) 139
7. Lisa Pikalek (1990)..... 56	7. Kelly Chambliss (1988-92) 129
8. Karen Crawford (1986) 55	8. Hilary Love (1992-95)..... 119
9. Terri Pedrotti (1989) 53	9. Annie Spicer (2000-03)114
Lisa Pikalek (1991)..... 53	10. Jennifer Topolewski (1987-90) 112

ASSISTS

Match	Season	Career
1. Kelli O'Dell vs. Liberty (10/17/00).....86	1. Kelly Chambliss (1992)..... 1,698	1. Kelli Craven (1988-91) 4,765
2. Britton Julian vs. Northern Illinois (9/4/99).....79	2. Kelli Craven (1991)..... 1,533	2. Britton Julian (1996-99) 4,007
3. Kelly Chambliss vs. Radford (10/2/90).....77	3. Melissa Markowski (2002).....1,423	3. Laura Hanner (1993-97) 3,190
4. Kelly Chambliss vs. Southern Miss. (11/7/92)76	4. Kelli Craven (1989)..... 1,334	4. Melissa Markowski (2002-03)....2,618
5. Kelli Craven vs. Tulane (10/14/89)72	5. Jill Motley (1986) 1,333	5. Kelly Chambliss (1988-92) 2,207
Kelli O'Dell vs. Tennessee (9/26/00)72		

DIGS

Match	Season	Career
1. Heather Berglund vs. W. Ky. (10/30/92).....32	1. Heather Berglund (1992) 514	1. Heather Berglund (1990-93) 1,710
2. Heather Berglund vs. Tulane (11/6/92).....29	2. Heather Berglund (1991) 491	2. Lisa Pikalek (1989-92) 1,591
Ashley Bayer vs. Coastal. Carolina (9/21/02)29	3. Lisa Pikalek (1992)..... 488	3. Meredith Braine (1995-98)..... 1,241
4. Meredith Braine vs. G. Wash. (11/21/98)28	4. Heather Berglund (1993) 444	4. Terrie Zubert (1994-97) 1,170
Lisa Pikalek vs. Tulane (10/14/89)28	5. Ana Lang (2002) 437	5. Jenni McFadden (1991-94) 1,150
Jenni McFadden vs. S. Florida (10/14/94)28	6. Terrie Zubert (1994)..... 418	6. Rachel Julian (1996-99) 1,105
Ashley Bayer vs. Miami (11/23/02)28	7. Lisa Pikalek (1991)..... 403	7. Ana Lang (1999-02) 1,075
8. Heather Berglund vs. Marshall (9/24/91)27	8. Meredith Braine (1998) 373	8. Amanda Yelsh (1991-94) 1,012
Rachel Julian vs. Dayton (11/13/99).....27	9. Lisa Pikalek (1989)..... 359	9. Hilary Love (1992-95)..... 928
Ana Lang vs. Rutgers (10/013/02)27	10. Meredith Braine (1997) 358	10. Laura Hanner (1993-97) 915

BLOCKS

Season	S A Total			Career	S A Total		
	S	A	Total		S	A	Total
1. Julie Neely (1986)	80	87	167	1. Jennifer Schmidt (1992-95)	121	373	494
2. Jennifer Schmidt (1992)	39	108	147	2. Cheryl Stinson (1999-02)	81	368	449
3. Cheryl Stinson (2002)	27	116	143	3. Corrie Bundy (1995-98)	69	322	391
4. Megan Barnes (1995)	39	99	138	Megan Barnes (1994-97)	102	289	391
5. Julie Neely (1987)	42	94	136	5. Krissy Tschirret (1988-91)	139	193	332
6. Krissy Tschirret (1991)	42	86	128	6. Jenni McFadden (1991-94)	68	245	313
7. Michelle Bain (1988)	55	71	126	7. Julie Neely (1986-87)	122	181	303
8. Jennifer Schmidt (1993)	36	88	124	8. Amanda Yelsh (1991-94)	38	225	263
9. Corrie Bundy (1998)	24	99	123	Christine Shubat (1998-01)	32	231	263
10. Katie Esbrook (2003)	21	97	118	10. Britton Julian (1996-99)	39	223	262

Cheryl Stinson is second all-time in career blocks at Tech.



Team/Individual Records

INDIVIDUAL

Season

Kills.....	653.....	Lisa Pikalek (1992)
Attempts.....	1,660.....	Lisa Pikalek (1992)
Percentage.....	.357.....	Julie Neely (1986)
Kills per game.....	4.77.....	Lisa Pikalek (1992)
Assists.....	1,698.....	Kelly Chambliss (1992)
Service Aces.....	69.....	Elizabeth Willson (1989)
Digs.....	514.....	Heather Berglund (1992)
Block Solos.....	80.....	Julie Neely (1986)
Block Assists.....	108.....	Jennifer Schmidt (1992)
Total Blocks.....	167.....	Julie Neely (1986)
Games Played.....	143.....	Kelli Craven (1991) & Heather Berglund (1991)

Match

Kills.....	38.....	Lisa Pikalek vs. Southern Mississippi (11/7/92)
Attempts.....	96.....	Lisa Pikalek vs. Southern Mississippi (11/7/92)
Percentage.....	.846.....	Cheryl Stinson vs. Providence (10/14/01)
Assists.....	86.....	Kelli O'Dell vs. Liberty (10/17/00)
Service Aces.....	9.....	Lisa Pikalek vs. Georgia Tech (11/9/90)
Digs.....	32.....	Heather Berglund vs. Western Kentucky (10/30/92)
Block Solos.....	7.....	Cari Kammerer vs. Appalachian St. (9/11/90)
Block Assists.....	17.....	Cheryl Stinson vs. West Virginia (10/5/01)
Total Blocks.....	17.....	Cheryl Stinson vs. West Virginia (10/5/01)

Cassell Coliseum

Kills.....	38.....	Lisa Pikalek vs. Southern Mississippi (11/7/92)
Attempts.....	96.....	Lisa Pikalek vs. Southern Mississippi (11/7/92)
Percentage.....	.846.....	Cheryl Stinson vs. Providence (10/14/01)
Assists.....	79.....	Britton Julian vs. Northern Illinois (9/4/99)
Service Aces.....	5.....	Elizabeth Willson vs. Tulane (10/14/89), Rachel Julian vs. G.W. (10/25/97) & vs. Coppin State (9/12/98)
Digs.....	29.....	Heather Berglund vs. Tulane (11/6/92)
Block Solos.....	5.....	Krissy Tschirret vs. Tulane (10/14/89)
Blocks Assists... 17.....		Cheryl Stinson vs. West Virginia (10/5/01)
Total Blocks.....	17.....	Cheryl Stinson vs. West Virginia (10/5/01)

TEAM

Season

Wins.....	36.....	(1982)
Winning Percentage.....	.703.....	(1992)
Kills.....	2,079.....	(1992)
Attempts.....	5,437.....	(1992)
Percentage.....	.261.....	(1986)
Kills per game.....	16.03.....	(1998)
Assists.....	1,856.....	(1992)
Service Aces.....	341.....	(1989)
Digs.....	2,463.....	(1992)
Block Solos.....	166.....	(1989)
Block Assists.....	442.....	(1998)
Total Blocks.....	303.5.....	(1992)
Matches Played.....	56.....	(1982)
Games Played.....	143.....	(1991)

Match

Kills.....	97.....	twice, last vs. Northern Illinois (9/4/99)
Attempts.....	272.....	vs. Southern Mississippi (11/7/92)
Percentage.....	.688.....	[24-2-32] vs. Coppin State (9/12/98)
Assists.....	90.....	vs. Liberty (10/17/00)
Service Aces.....	22.....	vs. Davidson (9/8/89)
Digs.....	143.....	vs. South Florida (10/14/94)
Block Solos.....	13.....	twice, last vs. St. John's (9/21/01)
Blocks Assists... 42.....		vs. West Virginia (10/5/01)
Total Blocks.....	22.....	twice, last vs. West Virginia (10/5/01)

Cassell Coliseum

Kills.....	97.....	twice, last vs. Northern Illinois (9/4/99)
Attempts.....	272.....	vs. Southern Mississippi (11/7/92)
Percentage.....	.688.....	[24-2-32] vs. Coppin State (9/12/98)
Assists.....	89.....	vs. Northern Illinois (9/4/99)
Service Aces.....	16.....	vs. Marshall (10/20/89)
Digs.....	143.....	vs. South Florida (10/14/94)
Block Solos.....	13.....	vs. Tulane (10/14/89)
Blocks Assists... 42.....		vs. West Virginia (10/5/01)
Total Blocks.....	22.....	vs. West Virginia (10/5/01)

In 2001, the NCAA approved a rule change implementing a 30-point, rally-scoring system in each game. Any records from 2001-present reflect this change in the scoring.


MISCELLANEOUS

Records and Streaks

Tech's all-time varsity record.....	495-427-3 (.536)
Home.....	235-101 (.699)
Away.....	121-176 (.411)
Neutral.....	137-158-3 (.407)
Versus Virginia Opponents.....	166-81-1 (.672)
Home vs. Virginia Opponents.....	86-23 (.788)
In Virginia.....	320-174 (.685)
In August.....	5-2 (.714)
In September.....	167-146 (.674)
In October.....	214-154-3 (.581)
In November.....	91-116 (.439)
Season openers.....	12-15 (.444)
Longest winning streak.....	11, twice October 12, 1982 through October 19, 1982 September 26, 1992 through November 3, 1992
Longest losing streak.....	13 October 18, 1988 to September 2, 1989
Longest home winning streak.....	18 October 16, 1981 through September 27, 1983

Milestone Wins

- Sept. 29, 1977, over Ferrum
- Oct. 5, 1979, over UT-Chattanooga
- Oct. 23, 1980, over Va. Commonwealth
- Oct. 15, 1981, over Guilford
- Oct. 8, 1982, over Juniata
- Nov. 3, 1983, over UNC Charlotte
- Oct. 25, 1986, over South Alabama
- Oct. 10, 1989, over James Madison
- Nov. 8, 1991, over James Madison
- Sept. 28, 1994, over E. Tennessee State
- Sept. 20, 1997, over Fordham
- Oct. 25, 2000, over Charlotte



Kelli O'Dell

ALL-TIME COACHING RECORDS

Coach	Years	Seasons	OVERALL		CONFERENCE	
			W-L	Pct.	W-L	Pct.
John Pierce	1977-1990	14	274-243-3	.531	11-58	.159
Stephanie Hawbecker	1991-1999	9	165-134	.552	70-52	.625
Greg Smith	2000-present	4	55-60	.478	22-15	.594

History

ALL-TIME LETTERWINNERS

Current Virginia Tech players are **boldface**

Adams, Sonya..... 1984, 1985, 1986	Hanner, Laura..... 1993, 1995, 1996, 1997	Palm, Marie..... 1983, 1984, 1985
Albregts, Lori..... 1979	Hargrove, Anne..... 1984, 1985	Pedrotti, Terry..... 1989
Allen, Laura..... 1983	Hill, Jenny..... 2001, 2002, 2003	Pikalek, Lisa..... 1989, 1990, 1991, 1992
Ames, Michelle..... 1989, 1990, 1991	Horner, Joy..... 1989, 1990, 1991	Quinn, Jess..... 2001
Amos, Kim..... 2001	Hruby, Michelle..... 1980, 1982	Ramirez, Colette..... 2003
Arbuckle, Jennifer..... 1992, 1993, 1994, 1995	Hubbard, Kate..... 1998, 1999	Ramsey, Caryn..... 1980, 1981, 1982
Atkinson, Penny..... 1983, 1984	Jones, Pam..... 1977, 1978, 1979	Ramsey, Mary..... 1984, 1985, 1986, 1987
Bain, Michelle..... 1988	Julian, Britton..... 1996, 1997, 1998, 1999	Reeser, Janice..... 1980, 1981
Barnes, Megan..... 1994, 1995, 1996, 1997	Julian, Rachel..... 1996, 1997, 1998, 1999	Reinert, Kristi..... 1991, 1992
Bayer, Ashley..... 2002, 2003	Kammerer, Cari..... 1990, 1991	Richardson, Amey..... 1987, 1988
Bazilwich, Ann..... 1977, 1978	Kapp, Liz..... 2002, 2003	Rogers, Sarah..... 2000, 2001, 2002
Beasley, Kerri..... 1996, 1997	Koch, Nikki..... 1983, 1984, 1985	Sadler, Liz..... 1981, 1982, 1983
Belcher, Leigh..... 1989	Kuhn, Erika..... 1996, 1997, 1998	Sadler, Sue..... 1984, 1986, 1987, 1988
Berglund, Heather..... 1990, 1991, 1992, 1993	Kupec, Allie..... 2003	Schmidt, Jennifer..... 1992, 1993, 1994, 1995
Blower, Kathy..... 1980, 1981, 1982, 1983	Kwiatkowski, Michele..... 1981, 1982, 1983, 1985	Schneider, Suzie..... 1993
Braine, Meredith..... 1995, 1996, 1997, 1998	Lahm, Candice..... 1998, 1999, 2000	Shubat, Christine..... 1998, 1999, 2000, 2001
Brisbin, Rachel..... 1990, 1991	Lang, Ana..... 2000, 2001, 2002	Shumway, Dianne..... 1986, 1987, 1988
Brugger, Erin..... 2003	Lessman, Ginny..... 1980, 1981, 1982, 1983	Slade, Lynelle..... 1994, 1995, 1996, 1997
Bundy, Corrie..... 1995, 1996, 1997, 1998	Little, Wendy..... 1979, 1980, 1981, 1982	Smith, Emily..... 2001, 2002, 2003
Cabaniss, Linda..... 1985	Love, Hilary..... 1992, 1993, 1994, 1995	Smith, Kelly..... 1984
Chambliss, Kelly..... 1988, 1989, 1990, 1992	Majewski, Kerry..... 1995, 1996, 1997, 1998	Smith, Stephanie..... 1991, 1992, 1993, 1994
Clarke, Cindy..... 1982, 1983	Majkovicz, Terri..... 1985, 1986, 1987, 1988	Spicer, Annie..... 2001, 2002, 2003
Collins, Renee..... 1998, 2001	Markowski, Melissa..... 2002, 2003	Stinson, Cheryl..... 1999, 2000, 2001, 2002
Craven, Kelli..... 1988, 1989, 1990, 1991	McFadden, Jenni..... 1991, 1992, 1993, 1994	Streeter, Carol..... 1982, 1983, 1984, 1985
Crawford, Karen..... 1986, 1987, 1988	McGinnis, Ann..... 1983, 1984	Suggs, Allison..... 1997, 1999
Dannenber, Kelly..... 1978, 1979, 1980, 1981	McIntosh, Cara..... 1982	Szczepanski, Joanna..... 1977, 1978
Disser, Holly..... 1998, 1999, 2000, 2001	McNamara, Kerry..... 1984, 1985, 1986	Topolewski, Jennifer..... 1987, 1988, 1989, 1990
Drummond, Kristen..... 1993, 1994, 1995, 1996	McPeak, Kaitlin..... 2001, 2002, 2003	Tremel, Meredith..... 1990, 1991, 1992
Duben, Rachel..... 1982, 1983, 1984, 1985	Mennen, Ashley..... 2001	Tshirret, Krissy..... 1988, 1989, 1990, 1991
Eder, Linda..... 1984, 1985, 1986, 1987	Meyer, Jamie..... 2000, 2001	Vlamings, Paula..... 1987, 1988
Eppley, Chrys..... 1979, 1980, 1981	Milan-Williams, Kristy..... 1997, 1999	Willson, Elizabeth..... 1986, 1987, 1988, 1989
Esbrook, Katie..... 2003	Motley, Jill..... 1985, 1986, 1987, 1988	White, Mandy..... 1997, 1999
Foulkes, Tara..... 1978	Munson, Cathy..... 1980	Wright, Kristin..... 1997, 1998, 1999
Graf, Suzanne..... 1987	Neely, Julie..... 1985, 1986, 1987	Yelsh, Amanda..... 1991, 1992, 1993, 1994
	Norse, Julie..... 1980	Zubert, Terrie..... 1994, 1995, 1996, 1997
	O'Dell, Kelli..... 2000, 2001	
	Overbaugh, Lynn..... 1987, 1988	

YEAR-BY-YEAR RESULTS

Year	Overall	Pct.	Conference	Pct.	Finish	Home	Away	Neutral	Won	Lost	For	Against	Coach
1977	15-14	.517	---	---	---	8-3	3-3	4-8	37	35	843	796	John Pierce
1978	8-12-2	.409	---	---	---	4-2	1-3	3-7-2	22	32	598	676	John Pierce
1979	12-21-1	.368	---	---	---	5-3	2-6	5-12-1	33	54	936	1057	John Pierce
1980	22-22	.500	0-6	.000	7th/7	7-2	6-6	9-14	60	55	1363	1333	John Pierce
1981	33-16	.673	0-5	.000	6th/6	10-2	8-4	15-10	78	45	1552	1325	John Pierce
1982	36-20	.643	1-5	.167	T5th/7	12-0	5-3	19-17	85	57	1842	1576	John Pierce
1983	28-14	.667	1-6	.143	7th/8	7-5	6-3	15-6	73	50	1497	1371	John Pierce
1984	16-19	.457	2-5	.286	6th/8	9-3	4-10	3-6	57	62	1402	1425	John Pierce
1985	15-19	.441	0-6	.000	7th/7	6-5	4-7	5-7	57	65	1510	1503	John Pierce
1986	23-14	.622	3-3	.500	4th/7	15-3	7-9	1-2	78	61	1708	1592	John Pierce
1987	15-18	.455	1-5	.167	6th/7	9-4	4-9	2-5	53	64	1337	1460	John Pierce
1988	11-21	.344	1-5	.167	6th/7	5-5	3-7	3-9	47	73	1310	1499	John Pierce
1989	24-15	.615	1-6	.143	7th/8	13-6	3-5	8-4	83	53	1679	1404	John Pierce
1990	16-18	.471	1-6	.143	7th/8	7-4	4-9	5-5	55	62	1396	1425	John Pierce
1991	28-12	.700	5-1	.833	2nd/7	11-3	7-2	10-7	92	51	1837	1519	Stephanie Hawbecker
1992	26-11	.703	5-1	.833	T1st/7	10-1	9-4	7-6	84	57	1809	1650	Stephanie Hawbecker
1993	17-18	.486	2-4	.333	T5th/7	9-4	4-9	4-5	62	62	1512	1493	Stephanie Hawbecker
1994	12-20	.375	2-4	.333	5th/7	7-9	3-8	2-3	50	69	1402	1492	Stephanie Hawbecker
1995	22-12	.647	13-7	.650	4th/11	15-3	6-5	1-4	74	48	1515	1343	Stephanie Hawbecker
1996	15-17	.469	9-11	.450	T6th/11	6-8	6-7	3-2	50	60	1363	1345	Stephanie Hawbecker
1997	16-16	.500	11-9	.524	4th/11	8-4	6-8	2-4	59	55	1398	1329	Stephanie Hawbecker
1998	21-9	.700	15-5	.750	3rd/11	12-2	7-5	2-2	68	37	1380	1145	Stephanie Hawbecker
1999	9-19	.321	8-10	.444	7th/10	8-6	1-10	0-3	38	67	1159	1397	Stephanie Hawbecker
2000	13-16	.448	---	---	---	8-3	2-10	3-3	49	60	1321	1415	Greg Smith
2001	9-19	.321	5-7	.417	T8th/13	6-4	2-12	1-3	37	62	2505*	2702*	Greg Smith
2002	20-11	.645	10-3	.769	2nd/14	11-3	4-4	5-4	72	46	3149*	2965*	Greg Smith
2003	13-14	.482	7-5	.583	T4th/14	7-4	4-8	2-2	54	49	2724*	2605*	Greg Smith
27yrs.	495-427-3	.536	103-125	.451	-----	235-101	121-176	137-158-3	1,607	1,531	41,949	39,497	(3 coaches)

*using
NCAA
30-point
system

All-Time Scores

Home games in ALL CAPS

2003

13-14, 7-5 (T4th-BIG EAST)

Aug. 29	MIAMI (OHIO)	W	3-1
Aug. 30	CAMPBELL	W	3-0
Aug. 30	EAST TENNESSEE ST.	W	3-0
Sept. 2	Charlotte	L	2-3
Sept. 5	High Point	W	3-0
Sept. 6	Texas Christian	L	1-3
Sept. 6	N.C. State	L	2-3
Sept. 9	Virginia	L	1-3
Sept. 12	College of Charleston	L	1-3
Sept. 12	Morgan State	W	3-0
Sept. 13	Maryland	L	0-3
Sept. 16	RADFORD	W	3-0
Sept. 19	NORTHERN ILLINOIS	L	1-3
Sept. 20	CLEVELAND ST.	L	1-3
Sept. 26	Rutgers	W	3-0
Sept. 28	Seton Hall	W	3-1
Oct. 3	BOSTON COLLEGE	L	1-3
Oct. 10	VILLANOVA	L	2-3
Oct. 12	GEORGETOWN	W	3-1
Oct. 14	Liberty	L	1-3
Oct. 24	St. John's	L	0-3
Oct. 26	Connecticut	W	3-2
Oct. 31	PITTSBURGH	W	3-0
Nov. 2	WEST VIRGINIA	W	3-0
Nov. 7	#12 Notre Dame	L	2-3
Nov. 9	Syracuse	W	3-2
Nov. 15	Miami	L	0-3

2002

20-11, 10-3 (2nd-BIG EAST)

Aug. 30	Ohio	L	0-3
Aug. 31	Auburn	W	3-0
Aug. 31	Wake Forest	L	2-3
Sept. 6	Oakland	W	3-0
Sept. 7	Robert Morris	W	3-0
Sept. 7	Akron	L	1-3
SEPT. 10	VIRGINIA	W	3-0
SEPT. 13	CHARLOTTE	W	3-2
SEPT. 14	APPALACHIAN STATE	W	3-0
SEPT. 14	GEORGIA	L	1-3
Sept. 17	TENNESSEE	L	0-3
Sept. 20	Clemson	L	0-3
Sept. 21	TCU	W	3-1
Sept. 21	Coastal Carolina	L	2-3
Sept. 28	Providence	W	3-0
Sept. 29	Boston College	W	3-2
Oct. 5	Georgetown	L	1-3
Oct. 6	Villanova	W	3-1
Oct. 11	SETON HALL	W	3-0
OCT. 13	RUTGERS	W	3-2
Oct. 16	LIBERTY	W	3-0
Oct. 22	Radford	W	3-2
Oct. 26	MIAMI	W	3-0
Oct. 29	JAMES MADISON	W	3-2
NOV. 1	CONNECTICUT	L	0-3
NOV. 3	ST. JOHN'S	W	3-0
NOV. 9	West Virginia	W	3-1
Nov. 10	Pittsburgh	L	2-3
NOV. 15	SYRACUSE	W	3-0
NOV. 17	NOTRE DAME	W	3-0
Nov. 24	Miami	L	2-3

2001

9-19, 5-7 (T8th-BIG EAST)

Aug. 31	Gardner-Webb	W	3-0
Sept. 1	Evansville	L	1-3
Sept. 1	Western Carolina	L	0-3
Sept. 4	Virginia	L	1-3
SEPT. 7	MD.-BALTIMORE COUNTY	W	3-0
SEPT. 7	EAST CAROLINA	W	3-0
SEPT. 8	AKRON	L	0-3
SEPT. 18	LIBERTY	L	0-3
Sept. 21	St. John's	L	2-3
Sept. 23	Seton Hall	L	1-3
Sept. 28	Notre Dame	L	0-3
Sept. 30	Syracuse	L	0-3
OCT. 5	WEST VIRGINIA	W	3-2
OCT. 7	PITTSBURGH	W	3-1
OCT. 10	RADFORD	L	0-3
OCT. 14	PROVIDENCE	W	3-0
Oct. 16	Tennessee	L	1-3



The 2002 volleyball team was head coach Greg Smith's third at Virginia Tech. The team played in the BIG EAST Conference Tournament for the first time and finished second in the conference.

Oct. 19	James Madison	W	3-2
Oct. 20	Radford	L	0-3
Oct. 23	Liberty	L	1-3
Oct. 27	Villanova	W	3-0
Oct. 28	Rutgers	L	1-3
NOV. 2	BOSTON COLLEGE	W	3-0
NOV. 4	CONNECTICUT	L	1-3
Nov. 10	Georgetown	L	0-3
Nov. 11	George Mason	L	0-3
Nov. 23	Florida	L	0-3
Nov. 24	Louisiana State	L	1-3

2000

13-16

Sept. 1	MARSHALL	W	3-2
Sept. 1	APPALACHIAN STATE	W	3-1
Sept. 2	N.C. STATE	W	3-2
Sept. 2	SOUTHWEST TEXAS	L	0-3
Sept. 8	Air Force	W	3-0
Sept. 9	Bradley	L	1-3
Sept. 9	Kansas State	L	0-3
Sept. 14	Radford	L	1-3
Sept. 15	GEORGE MASON	L	0-3
Sept. 22	Howard	W	3-0
Sept. 23	Seton Hall	L	0-3
Sept. 25	James Madison	L	0-3
Sept. 26	Tennessee	L	2-3
Sept. 29	Md.-Baltimore County	L	0-3
Sept. 30	Virginia Commonwealth	W	3-1
Sept. 30	William & Mary	L	0-3
Oct. 7	EAST CAROLINA	W	3-0
Oct. 8	JAMES MADISON	W	3-1
Oct. 10	Duke	L	0-3
Oct. 13	Rutgers	L	0-3
Oct. 14	St. Peter's	L	2-3
Oct. 17	Liberty	L	2-3
Oct. 20	RADFORD	W	3-0
Oct. 21	VIRGINIA	L	1-3
Oct. 25	UNC Charlotte	W	3-1
Oct. 31	EAST TENNESSEE STATEW	3-1	
Nov. 1	LIBERTY	W	3-2
Nov. 4	N.C. State	L	1-3
Nov. 18	East Carolina	W	3-1

1999

9-19, 8-10 (7TH-ATLANTIC 10)

Date	Opponent	W/L	Res.
Sept. 1	Virginia	L	0-3
Sept. 4	VILLANOVA	W	3-0
Sept. 4	KENTUCKY	L	1-3
Sept. 4	NORTHERN ILLINOIS	L	1-3
Sept. 10	Cal-Santa Barbara	L	0-3
Sept. 10	Arizona State	L	0-3
Sept. 11	Georgia Tech	L	0-3
Sept. 11	South Carolina	L	0-3
Sept. 17	Fordham	W	3-2
Sept. 18	Duquesne	L	2-3
Sept. 24	LA SALLE	W	3-2
Sept. 25	TEMPLE	W	3-2
Sept. 28	TENNESSEE	L	2-3

Oct. 1	GEORGE WASHINGTON	W	3-1
Oct. 5	JAMES MADISON	L	0-3
Oct. 8	Dayton	L	0-3
Oct. 9	Xavier	L	0-3
Oct. 15	RHODE ISLAND	W	3-0
Oct. 16	MASSACHUSETTS	W	3-0
Oct. 22	DUQUESNE	L	1-3
Oct. 23	FORDHAM	W	3-2
Oct. 29	Temple	L	0-3
Oct. 30	La Salle	L	1-3
Nov. 5	George Washington	L	2-3
Nov. 12	XAVIER	W	3-0
Nov. 13	DAYTON	L	1-3
Nov. 19	Massachusetts	L	0-3
Nov. 20	Rhode Island	L	0-3

1998

21-9, 15-5 (3rd-ATLANTIC 10)

Sept. 4	Southwest Texas State	L	0-3
Sept. 5	Southern Methodist	L	0-3
Sept. 5	Louisiana Tech	W	3-0
Sept. 8	VIRGINIA	L	1-3
Sept. 11	RADFORD	W	3-1
Sept. 12	COPPIN STATE	W	3-0
Sept. 12	SETON HALL	W	3-0
Sept. 16	Duquesne	W	3-1
Sept. 19	ST. BONAVENTURE	W	3-0
Sept. 22	James Madison	W	3-1
Sept. 25	Massachusetts	W	3-1
Sept. 26	Rhode Island	W	3-0
Oct. 2	TEMPLE	W	3-1
Oct. 3	LA SALLE	W	3-0
Oct. 9	Dayton	L	1-3
Oct. 10	Xavier	L	1-3
Oct. 16	George Washington	L	1-3
Oct. 17	Fordham	W	3-0
Oct. 21	DUQUESNE	W	3-0
Oct. 23	St. Bonaventure	W	3-0
Oct. 30	RHODE ISLAND	W	3-0
Oct. 31	MASSACHUSETTS	W	3-1
Nov. 6	La Salle	W	3-0
Nov. 7	Temple	L	1-3
Nov. 13	XAVIER	W	3-1
Nov. 14	DAYTON	L	0-3
Nov. 20	FORDHAM	W	3-1
Nov. 21	GEORGE WASHINGTON	W	3-2
Nov. 27	Dayton	W	3-0
Nov. 28	Temple	L	0-3

1997

16-16, 11-9 (4th-ATLANTIC 10)

Aug. 29	North Carolina	L	0-3
Aug. 30	Connecticut	L	1-3
Aug. 30	Southern Illinois	W	3-0
Sept. 5	Florida	L	0-3
Sept. 6	Northwestern	L	0-3
Sept. 6	Kansas	L	2-3
Sept. 9	RADFORD	W	3-0
Sept. 13	Wake Forest	W	3-0
Sept. 13	William & Mary	W	3-0

Sept. 16	JAMES MADISON	W	3-0
Sept. 19	George Washington	L	2-3
Sept. 20	Fordham	W	3-0
Sept. 26	XAVIER	W	3-1
Sept. 27	DAYTON	L	0-3
Oct. 3	Massachusetts	W	3-1
Oct. 4	Rhode Island	L	0-3
Oct. 10	TEMPLE	L	2-3
Oct. 11	LA SALLE	W	3-0
Oct. 17	DUQUESNE	L	1-3
Oct. 18	ST. BONAVENTURE	W	3-0
Oct. 24	FORDHAM	W	3-0
Oct. 25	GEORGE WASHINGTON	W	3-1
Oct. 28	Virginia	L	0-3
Oct. 31	Dayton	L	1-3
Nov. 1	Xavier	L	2-3
Nov. 7	RHODE ISLAND	L	0-3
Nov. 8	MASSACHUSETTS	W	3-2
Nov. 14	La Salle	W	3-0
Nov. 15	Temple	L	0-3
Nov. 21	St. Bonaventure	W	3-0
Nov. 22	Duquesne	W	3-2
Nov. 28	Temple	L	0-3

1996

15-17, 9-11 (T6TH-ATLANTIC 10)

AUG. 30	GEORGETOWN	L	0-3
AUG. 31	AMERICAN	W	3-1
AUG. 31	NORTH CAROLINA	L	0-3
Sept. 1	William & Mary	W	3-1
Sept. 6	Colorado State	L	1-3
Sept. 7	Clemson	L	0-3
Sept. 7	Appalachian State	W	3-0
Sept. 13	Wright State	W	3-1
Sept. 14	Morehead State	W	3-2
Sept. 14	Valparaiso	L	0-3
Sept. 20	Fordham	W	3-2
Sept. 21	La Salle	W	3-0
Sept. 21	Temple	L	1-3
Sept. 27	GEORGE WASHINGTON	W	3-0
Oct. 1	Radford	W	3-0
Oct. 4	DAYTON	L	1-3
Oct. 5	XAVIER	L	1-3
Oct. 11	Duquesne	L	0-3
Oct. 12	St. Bonaventure	W	3-1
Oct. 18	Rhode Island	L	0-3
Oct. 19	Massachusetts	L	2-3
Oct. 22	VIRGINIA	L	0-3
Oct. 25	TEMPLE	W	3-0
Oct. 25	FORDHAM	W	3-0
Oct. 26	LA SALLE	W	3-0
Nov. 1	George Washington	W	3-1
Nov. 8	Xavier	L	1-3
Nov. 9	Dayton	L	0-3
Nov. 15	DUQUESNE	L	0-3
Nov. 16	ST. BONAVENTURE	W	3-0
Nov. 22	MASSACHUSETTS	L	1-3
Nov. 24	RHODE ISLAND	L	0-3

1995

22-12, 13-7 (4TH-ATLANTIC 10)

Sept. 1	Marquette	W	3-2
Sept. 1	Montana State	L	0-3
Sept. 2	Texas-El Paso	L	2-3
SEPT. 6	LIBERTY	W	3-0
SEPT. 8	VIRGINIA	W	3-0
SEPT. 9	APPALACHIAN STATE	W	3-0
SEPT. 9	NORTHWESTERN	W	3-1
SEPT. 15	FORDHAM	W	3-0
SEPT. 15	LA SALLE	W	3-0
SEPT. 16	TEMPLE	W	3-0
SEPT. 19	GEORGE WASHINGTON	W	3-2
SEPT. 22	WILLIAM & MARY	L	1-3
SEPT. 23	RADFORD	W	3-0
SEPT. 23	WESTERN KENTUCKY	W	3-1
Sept. 29	Dayton	L	0-3
Sept. 30	Xavier	W	3-0
OCT. 6	MASSACHUSETTS	W	3-2
OCT. 7	RHODE ISLAND	L	0-3
Oct. 13	St. Bonaventure	W	3-1
Oct. 14	Duquesne	W	3-0
Oct. 20	George Washington	L	0-3
Oct. 21	American	W	3-1
Oct. 25	Virginia	L	0-3
OCT. 27	XAVIER	W	3-0
OCT. 28	DAYTON	L	1-3

All-Time Scores

Nov. 3	Rhode Island	L	1-3
Nov. 4	Massachusetts	L	2-3
NOV. 7	TENNESSEE	W	3-1
NOV. 10	DUQUESNE	W	3-0
NOV. 11	ST. BONAVENTURE	W	3-0
Nov. 17	Fordham	W	3-0
Nov. 18	La Salle	W	3-1
Nov. 18	Temple	L	0-3
Nov. 23	George Washington	L	0-3

1994

12-20, 2-4 (5TH-METRO)

Sept. 2	DePaul	L	2-3
Sept. 2	Maryland	L	1-3
Sept. 3	Texas A&M	W	3-2
Sept. 6	Liberty	W	1-3
Sept. 9	Washington State	L	0-3
Sept. 9	Colorado State	L	0-3
Sept. 10	New Orleans	W	3-0
SEPT. 16	WILLIAM & MARY	L	2-3
SEPT. 16	KANSAS	W	3-1
SEPT. 17	MICHIGAN	L	1-3
Sept. 22	Texas	L	0-3
Sept. 23	Kansas State	L	0-3
Sept. 24	Texas-Arlington	L	1-3
Sept. 28	East Tennessee State	W	3-0
Oct. 2	Radford	W	3-1
Oct. 4	Virginia Commonwealth	W	3-1
OCT. 6	JAMES MADISON	W	3-1
OCT. 7	RADFORD	W	3-1
Oct. 11	Virginia	L	0-3
OCT. 14	SOUTH FLORIDA	L	2-3
Oct. 19	UNC Charlotte	L	1-3
OCT. 25	VIRGINIA	W	3-0
Oct. 29	Ball State	L	0-3
Oct. 30	Louisville	L	1-3
NOV. 4	SOUTHERN MISS	W	3-1
NOV. 5	TULANE	L	1-3
Nov. 8	Tennessee	L	0-3
NOV. 11	GEORGE MASON	L	1-3
NOV. 12	ARKANSAS STATE	L	0-3
NOV. 12	PITTSBURGH	L	1-3
Nov. 18	UNC Charlotte	W	3-0
Nov. 19	Louisville	L	0-3

1993

17-18, 2-4 (T5TH-METRO)

SEPT. 1	LIBERTY	W	3-0
Sept. 3	Georgia	L	1-3
Sept. 4	Duke	L	0-3
Sept. 4	American	W	3-0
Sept. 8	Virginia	L	1-3
SEPT. 10	DAYTON	W	3-0
SEPT. 11	APPALACHIAN STATE	W	3-2
SEPT. 11	MONTANA STATE	W	3-2
Sept. 17	East Tennessee State	L	1-3
Sept. 18	South Carolina	W	2-3
Sept. 18	SE Missouri State	L	1-3
Sept. 19	UNC Asheville	W	3-0
Sept. 24	Kansas	L	1-3
Sept. 25	Syracuse	W	3-0

Sept. 25	Pittsburgh	L	1-3
Sept. 29	James Madison	W	3-0
OCT. 1	EVANSVILLE	W	3-0
OCT. 2	MARSHALL	W	3-0
OCT. 2	EAST TENNESSEE STATE	W	3-0
Oct. 8	Southern Mississippi	W	3-0
Oct. 9	Tulane	L	0-3
OCT. 12	VIRGINIA	W	3-0
OCT. 17	N.C. STATE	L	1-3
OCT. 19	UNC CHARLOTTE	L	2-3
Oct. 23	William & Mary	L	0-3
Oct. 24	Virginia Commonwealth	W	3-0
OCT. 29	LOUISVILLE	L	0-3
NOV. 2	TENNESSEE	L	0-3
Nov. 5	South Florida	L	0-3
Nov. 6	Central Florida	L	0-3
NOV. 9	JAMES MADISON	W	3-1
Nov. 12	William & Mary	W	3-1
Nov. 13	George Washington	L	0-3
Nov. 13	Hofstra	L	0-3
Nov. 19	UNC Charlotte	L	2-3

1992

26-11, 5-1 (T1ST-METRO)

Sept. 1	Virginia	W	3-0
Sept. 4	Miami (OH)	W	3-1
Sept. 5	William & Mary	L	0-3
Sept. 5	N.C. State	W	3-0
Sept. 9	James Madison	W	3-0
SEPT. 10	LIBERTY	W	3-0
Sept. 15	Appalachian State	W	3-2
Sept. 18	Wisconsin	L	0-3
Sept. 19	Colorado	L	0-3
Sept. 19	DePaul	L	0-3
SEPT. 22	DAVIDSON	W	3-0
SEPT. 23	EAST TENNESSEE STATE	W	3-1
Sept. 25	George Washington	W	3-2
Sept. 25	Maryland	L	0-3
SEPT. 26	Cornell	W	3-2
OCT. 6	JAMES MADISON	W	3-1
OCT. 8	VIRGINIA	W	3-1
OCT. 9	MARSHALL	W	3-0
OCT. 11	VIRGINIA COMMONWEALTH	W	3-0
Oct. 14	Radford	W	3-0
Oct. 16	South Florida	W	3-2
Oct. 20	UNC Charlotte	W	3-1
Oct. 30	Western Kentucky	W	3-1
OCT. 31	Louisville	W	3-2
NOV. 3	RADFORD	W	3-0
NOV. 6	TULANE	L	2-3
NOV. 7	SOUTHERN MISS	W	3-2
Nov. 10	Liberty	W	3-2
Nov. 14	UAB	W	3-2
Nov. 14	Duke	L	0-3
Nov. 20	Virginia Commonwealth	W	3-0
Nov. 21	UNC Charlotte	W	3-1
Nov. 22	Louisville	L	1-3
Dec. 4	Fresno State	L	0-3
Dec. 4	Bowling Green	L	1-3
Dec. 5	Delaware	W	3-1
Dec. 5	Texas-Arlington	L	2-3

1991

28-12, 5-1 (2ND-METRO)

Aug. 30	Northwestern	L	0-3
Aug. 31	Iowa State	L	0-3
Aug. 31	DePaul	L	0-3
SEPT. 7	FURMAN	W	3-1
SEPT. 7	ST. AUGUSTINE'S	W	3-0
SEPT. 10	LIBERTY	W	3-0
Sept. 14	UT-Chattanooga	W	3-0
Sept. 14	Furman	W	3-2
Sept. 17	UNC Greensboro	W	3-0
Sept. 21	Duke	L	0-3
Sept. 21	George Mason	W	3-1
Sept. 21	Liberty	W	3-1
Sept. 22	Villanova	L	1-3
Sept. 22	Virginia	L	1-3
SEPT. 24	MARSHALL	W	3-1
SEPT. 25	JAMES MADISON	L	2-3
Sept. 27	Western Carolina	W	3-0
Sept. 27	Nicholls State	L	1-3
Sept. 28	East Carolina	W	3-1
Sept. 28	Coastal Carolina	W	3-0
Oct. 1	Liberty	W	3-1
OCT. 4	AKRON	W	3-1
OCT. 5	VIRGINIA	L	1-3
OCT. 8	RADFORD	W	3-0
Oct. 11	South Florida	W	3-0
Oct. 12	Virginia Commonwealth	W	3-0
Oct. 12	UNC Charlotte	W	3-2
OCT. 13	WISCONSIN-MILWAUKEE	W	3-0
OCT. 15	APPALACHIAN STATE	W	3-0
Oct. 22	East Tennessee State	W	3-0
Oct. 25	Louisville	L	0-3
OCT. 26	Southern Mississippi	W	3-1
OCT. 26	Tulane	W	3-2
NOV. 2	UNC ASHEVILLE	W	3-0
Nov. 5	Radford	W	3-1
Nov. 8	James Madison	W	3-0
Nov. 9	Towson State	L	1-3
Nov. 12	UNC Greensboro	W	3-0
NOV. 22	VIRGINIA COMMONWEALTH	W	3-0
NOV. 23	UNC CHARLOTTE	L	1-3

1990

16-18, 1-6 (7TH-METRO)

Sept. 1	Kent State	L	1-3
Sept. 1	Akron	L	0-3
Sept. 2	Cleveland State	W	3-0
Sept. 2	Toledo	L	1-3
SEPT. 4	LIBERTY	W	3-1
Sept. 11	Appalachian State	W	3-1
Sept. 14	George Washington	W	3-1
Sept. 15	Rice	L	0-3
Sept. 15	Wichita State	L	0-3
Sept. 16	Sam Houston State	L	0-3
SEPT. 18	RADFORD	W	3-0
Sept. 21	Virginia	L	2-3
Sept. 22	George Mason	W	3-0
Sept. 22	Hampton	W	3-0
SEPT. 25	JAMES MADISON	W	3-0
SEPT. 26	VIRGINIA	L	0-3
SEPT. 28	CINCINNATI	L	0-3
SEPT. 29	LOUISVILLE	L	0-3
Oct. 2	Radford	W	3-2
Oct. 5	Florida State	L	0-3
Oct. 6	South Florida	L	2-3
Oct. 13	South Carolina	L	1-3
Oct. 16	Liberty	L	0-3
OCT. 19	FURMAN	W	3-0
OCT. 20	CHARLES COUNTY CC	W	3-0
OCT. 20	HIGH POINT	W	3-0
OCT. 27	Tulane	L	0-3
Oct. 28	Southern Mississippi	W	3-2
NOV. 1	EAST TENNESSEE STATE	W	3-0
NOV. 3	MEMPHIS	L	0-3
Nov. 6	James Madison	L	0-3
Nov. 9	Georgia Tech	W	3-0
Nov. 10	Clemson	W	3-1
Nov. 16	Florida State	L	0-3

1989

24-15, 1-6 (7TH-METRO)

Sept. 1	Michigan	L	0-3
Sept. 2	Auburn	L	2-3
Sept. 2	West Virginia	W	3-1
SEPT. 5	LIBERTY	W	3-1
Sept. 8	Davidson	W	3-0
Sept. 8	UNC Greensboro	W	3-0
Sept. 9	Augusta	W	3-0
Sept. 9	Virginia Commonwealth	W	3-1
Sept. 9	Charleston	W	3-0
Sept. 11	Radford	W	3-0
SEPT. 13	CALIFORNIA-IRVINE	L	0-3
SEPT. 15	UNC ASHEVILLE	W	3-0
SEPT. 16	HAMPTON	W	3-0
SEPT. 16	VIRGINIA COMMONWEALTH	W	3-0
Sept. 19	James Madison	L	1-3
Sept. 22	James Madison	W	3-1
Sept. 23	William & Mary	L	0-3
Sept. 23	George Mason	W	3-1
SEPT. 26	RADFORD	W	3-1
Sept. 29	Cincinnati	L	2-3
Sept. 30	Louisville	L	1-3
OCT. 3	APPALACHIAN STATE	W	3-0
OCT. 6	MEMPHIS	L	1-3
OCT. 10	JAMES MADISON	W	3-0
OCT. 13	SOUTHERN MISS	W	3-1
OCT. 14	TULANE	L	2-3
OCT. 14	AKRON	L	0-3
Oct. 16	East Tennessee State	W	3-0
OCT. 20	MARSHALL	W	3-0
OCT. 21	CHARLESTON SOUTHERN	W	3-0
OCT. 21	MARSHALL	W	3-0
OCT. 24	Liberty	W	3-1
OCT. 28	SOUTH CAROLINA	L	0-3
OCT. 29	COASTAL CAROLINA	W	3-0
OCT. 31	VIRGINIA	L	1-3
Nov. 4	Florida State	L	0-3
NOV. 7	UNC CHARLOTTE	W	3-0
Nov. 10	Virginia	L	0-3
Nov. 17	Memphis	L	1-3

1988

11-21, 1-5 (6TH-METRO)

Sept. 2	George Washington	L	2-3
Sept. 3	William & Mary	L	0-3
Sept. 3	San Diego	W	3-0
Sept. 3	Appalachian State	W	3-1
Sept. 10	Duke	L	0-3
SEPT. 13	LIBERTY	W	3-2
SEPT. 16	Memphis	L	1-3
Sept. 17	New Mexico	L	0-3
Sept. 17	Wyoming	L	1-3
SEPT. 20	EAST TENNESSEE STATE	W	3-2
Sept. 23	Liberty	L	1-3
Sept. 24	James Madison	L	0-3
Sept. 24	Virginia Commonwealth	W	3-1
SEPT. 27	JAMES MADISON	W	3-1
OCT. 2	FLORIDA STATE	L	0-3
Oct. 8	Southern Mississippi	W	3-1
Oct. 8	New Orleans	W	3-1
OCT. 11	Liberty	W	3-0
OCT. 14	CHARLES COUNTY CC	W	3-1
OCT. 15	HIGH POINT	L	1-3
OCT. 15	KING	W	3-0
Oct. 18	James Madison	L	1-3
OCT. 21	South Carolina	L	0-3
Oct. 22	Charleston Southern	L	1-3
OCT. 25	VIRGINIA	L	2-3
OCT. 29	Memphis	L	0-3
Oct. 30	Arkansas State	L	2-3
NOV. 4	CINCINNATI	L	0-3
NOV. 5	LOUISVILLE	L	1-3
Nov. 11	Georgetown	L	1-3
Nov. 12	Wright State	L	0-3
Nov. 18	South Carolina	L	0-3

1987

15-18, 1-5 (6TH-METRO)

SEPT. 7	NORTH CAROLINA	L	0-3
Sept. 12	Duke	L	1-3
Sept. 15	Liberty	W	3-1



The 1992 team posted a winning percentage of .700, the second-highest in the program's history.

Continued on next page

All-Time Scores

1980

22-22, 0-6 (7TH-METRO)

SEPT. 23	MARY WASHINGTON	W	2-0
SEPT. 23	WAKE FOREST	L	0-2
Sept. 26	Tulane	L	1-2
Sept. 26	Florida State	L	1-2
Sept. 26	St. Louis	L	1-2
Sept. 27	Cincinnati	L	0-2
Sept. 27	Louisville	L	0-2
Sept. 27	Memphis	L	0-2
Oct. 1	Virginia	W	3-0
Oct. 3	UNC Asheville	W	2-0
Oct. 3	Appalachian State	L	1-2
Oct. 3	UNC Charlotte	L	0-2
Oct. 3	Tennessee Tech	W	2-1
Oct. 4	Milligan	W	2-0
Oct. 4	Appalachian State	W	2-1
Oct. 4	East Tennessee State	W	2-1
Oct. 7	Appalachian State	W	2-1
OCT. 9	MARSHALL	L	1-2
OCT. 14	APPALACHIAN STATE	W	2-0
Oct. 16	North Carolina	L	0-3
Oct. 17	Virginia Commonwealth	W	2-0
Oct. 17	UNC Charlotte	L	1-2
Oct. 17	High Point	L	1-2
Oct. 18	Virginia	W	2-0
Oct. 18	East Carolina	L	0-2
Oct. 18	Wake Forest	L	1-2
OCT. 20	LIBERTY	W	3-0
Oct. 21	Marshall	W	2-1
Oct. 21	Concord	W	2-0
Oct. 23	Virginia Commonwealth	W	2-0
Oct. 23	N.C. State	L	0-2
OCT. 24	UNC GREENSBORO	W	2-1
OCT. 24	CHRISTOPHER NEWPORT	W	2-0

Oct. 25	Radford	L	1-3
OCT. 28	CONCORD	W	3-0
Nov. 1	George Mason	L	2-3
Nov. 4	Wake Forest	W	2-0
Nov. 4	Guilford	W	2-0
Nov. 10	Liberty	W	3-1
NOV. 12	VIRGINIA	W	3-0
Nov. 21	Clemson	L	1-2
Nov. 21	Kentucky	L	0-2
Nov. 22	Tennessee	L	0-2
Nov. 22	Northern Kentucky	L	0-2

1979

12-21-1

Sept. 21	George Washington	L	0-2
Sept. 21	Yale	L	0-2
Sept. 21	New York Tech	W	2-1
Sept. 22	West Virginia	L	0-2
Sept. 22	Colgate	L	0-2
Oct. 3	UNC Greensboro	L	0-2
Oct. 3	N.C. State	L	0-2
Oct. 5	Tennessee Tech	L	0-2
Oct. 5	Appalachian State	T	1-1
Oct. 5	UT-Chattanooga	W	2-0
Oct. 5	Marshall	L	0-2
Oct. 6	Western Carolina	W	2-0
Oct. 6	Appalachian State	L	0-2
Oct. 6	Middle Tennessee State	L	1-2
OCT. 9	VIRGINIA	W	3-0
OCT. 9	RADFORD	W	2-0
Oct. 10	East Tennessee State	L	0-3
Oct. 13	Morehead State	L	0-2
Oct. 13	Kentucky State	W	2-1
OCT. 13	Dayton	L	0-2
OCT. 17	APPALACHIAN STATE	L	1-3

Oct. 20	Tennessee	L	0-3
Oct. 20	Duke	L	0-3
Oct. 22	Appalachian State	L	1-2
Oct. 22	High Point	W	2-1
OCT. 22	LIBERTY	W	3-2
OCT. 30	CONCORD	L	2-3
Oct. 31	James Madison	L	0-2
NOV. 3	VIRGINIA	W	2-0
NOV. 3	GUILFORD	W	2-1
NOV. 3	GEORGE MASON	L	0-2
Nov. 6	North Carolina	L	0-2
Nov. 6	Wake Forest	W	2-0
Nov. 10	Virginia	W	3-0

1978

8-12-2

Oct. 6	Furman	W	2-0
Oct. 6	Marshall	L	0-2
Oct. 6	Western Carolina	L	0-2
Oct. 7	Carson Newman	L	0-2
Oct. 7	Georgia Tech	L	1-2
OCT. 10	BLUEFIELD	W	2-0
OCT. 10	VIRGINIA INTERMONT	W	2-1
OCT. 10	EMORY & HENRY	W	2-0
OCT. 11	JAMES MADISON	W	2-1
OCT. 11	GEORGE WASHINGTON	L	0-2
Oct. 18	Wake Forest	L	1-3
OCT. 26	RADFORD	L	0-2
Oct. 27	Louisburg	L	0-2
OCT. 27	Peace	W	2-0
Oct. 27	East Carolina	L	0-2
OCT. 28	Concord	T	1-1
OCT. 28	Longwood	T	1-1
Nov. 4	Radford	W	3-2
Nov. 4	Virginia Commonwealth	L	1-2

Nov. 10	Radford	W	2-1
Nov. 11	James Madison	L	0-2
Nov. 12	Virginia Commonwealth	L	0-2

1977

15-14

Sept. 29	Ferrum	W	3-0
Oct. 1	James Madison	L	1-2
Oct. 1	Longwood	W	2-0
Oct. 1	George Washington	L	2-1
OCT. 8	VIRGINIA COMMONWEALTH	L	0-2
OCT. 8	EAST TENNESSEE STATE	W	2-1
OCT. 8	CINCINNATI	L	0-2
OCT. 9	VIRGINIA INTERMONT	W	2-0
OCT. 9	HOLLINS	W	2-1
OCT. 9	MARSHALL	W	2-1
Oct. 14	East Tennessee State	W	2-0
Oct. 14	Kentucky	L	0-2
Oct. 14	Western Carolina	W	2-1
Oct. 15	Virginia Commonwealth	L	1-3
Oct. 15	Wake Forest	W	2-0
Oct. 15	Morehead State	L	0-2
Oct. 21	Tennessee-Martin	W	2-1
Oct. 21	Alabama	L	0-2
Oct. 22	Tennessee	L	0-2
Oct. 29	Radford	W	2-0
OCT. 29	Marshall	L	0-2
Nov. 1	Eastern Mennonite	L	1-2
Nov. 1	Mary Washington	W	2-1
NOV. 8	ROANOKE	W	2-0
NOV. 8	EMORY & HENRY	L	1-2
NOV. 8	BLUEFIELD	W	2-0
Nov. 11	Virginia Commonwealth	L	0-2
Nov. 12	James Madison	L	1-2
Nov. 12	Radford	W	2-0

VOLLEYBALL AWARD WINNERS

AVCA All-Region

2003: Katie Esbrook (HM)
2002: Ana Lang (HM)
Cheryl Stinson (HM)

All-Conference

2003: Annie Spicer (BIG EAST-2nd)
Katie Esbrook (BIG EAST-HM)
Melissa Markowski (BIG EAST-HM)
2002: Cheryl Stinson (BIG EAST-1st)
Ana Lang (BIG EAST-2nd)
2001: Cheryl Stinson (BIG EAST-2nd)
Annie Spicer (BIG EAST-HM)
2000: Ana Lang (Independent Conference
Player of the Year)
Kelli O'Dell (Independent Conf.)
Cheryl Stinson (Independent Conf.)
1998: Britton Julian (Atlantic 10)
Corrie Bundy (Atlantic 10)
1997: Corrie Bundy (Atlantic 10)
1996: Meredith Braine (Atlantic 10-1st)
1995: Jennifer Arbuckle (Atlantic 10-2nd)
Jennifer Schmidt (Atlantic 10-2nd)
1994: Jennifer Schmidt (Metro-2nd)

1993: Heather Berglund (Metro-2nd)
1992: Lisa Pikalek (Metro-1st)
Heather Berglund (Metro-2nd)
Kelly Chambliss (Metro-2nd)
Jennifer Schmidt (Metro Conference
Rookie of the Year)
1991: Heather Berglund (Metro)
Kelli Craven (Metro)
Lisa Pikalek (Metro)
1990: Lisa Pikalek (Metro)
1989: Lisa Pikalek (Metro)
Elizabeth Willson (Metro)
1988: Elizabeth Willson (Metro)
1987: Julie Neely (Metro)
1986: Sonya Adams (Metro)
Julie Neely (Metro)

All-Tournament

1998: Kerry Majewski (Atlantic 10)
1997: Rachel Julian (Atlantic 10)
1995: Jennifer Schmidt (Atlantic 10)
1992: Lisa Pikalek (Metro)
Jennifer Schmidt (Metro)
1991: Jenni McFadden (Metro)
1986: Julie Neely (Metro)

ACADEMIC ACCOLADES

AVCA Team Academic Award

2003-04 Volleyball Team
2002-03 Volleyball Team

Academic All-America

1992: Lisa Pikalek (1st Team)
1991: Lisa Pikalek (2nd Team)
1987: Julie Neely (3rd Team)

All-District/Region

2003: Melissa Markowski
2001: Holly Disser
1998: Meredith Braine
1996: Laura Hanner
1992: Lisa Pikalek
1991: Lisa Pikalek
1990: Lisa Pikalek
1987: Julie Neely
1982: Ginny Lessman

BIG EAST Academic All-Star

2003: Erin Brugger
Katie Esbrook
Jennifer Hill
Liz Kapp
Allison Kupec
Melissa Markowski
Kaitlin McPeak
2002: Ashley Bayer
Jennifer Hill
Liz Kapp
Melissa Markowski
Jamie Meyer
Sarah Rogers

Annie Spicer
Cheryl Stinson
Emily Smith
Ann Spicer
2001: Hollace Disser
Jenny Hill
Ana Lang
Sarah Rogers
Christine Shubat
Cheryl Stinson

All-Atlantic 10 Conference

1998: Meredith Braine
1995: Jennifer Arbuckle

All-Metro Conference

1994: Jennifer Arbuckle
Laura Hanner
Jenni McFadden
Lynelle Slade
Amanda Yelsh
1993: Jenni McFadden
Amanda Yelsh
1992: Kelly Chambliss
Jenni McFadden
Lisa Pikalek
Amanda Yelsh
1991: Michelle Ames
Kelly Chambliss
Jenni McFadden
Lisa Pikalek
Amanda Yelsh
1990: Kelly Chambliss
Lisa Pikalek
1989: Kelly Chambliss
Lisa Pikalek
1982: Ginny Lessman



Tech Sports Hall of Fame

Ginny Lessman-Stonick (left), who played at Tech from 1980-83, was inducted into the Tech Sports Hall of Fame in 1995, and Lisa Pikalek, who played from 1989-92, is one of the 2004 inductees.


Series Records

2004 Hokie opponents in **bold**.

Opponent	Overall	Home	First	Last	Strk
Akron	1-4	1-2	89	02	L2
Alabama	0-1	0-0	77	77	L1
Alabama-Birmingham	2-0	0-0	87	92	W2
Air Force	0-1	0-0	00	00	L1
American	4-0	1-0	86	96	W4
Appalachian State 20-13-1	12-2	79	02	W13	
Arkansas State	0-2	0-1	88	94	L2
Arizona State	0-1	0-0	99	99	L1
Auburn	1-1	0-0	89	02	W1
Augusta	1-0	0-0	89	89	W1
Ball State	0-1	0-0	94	94	L1
Bluefield	2-0	2-0	77	78	W2
Boston College	2-1	1-1	01	03	W3
Bowling Green	0-1	0-0	92	92	L1
Bradley	0-1	0-0	00	00	L1
California-Irvine	0-1	0-1	89	89	L1
Cal-Santa Barbara	0-1	0-0	99	99	L1
Campbell	1-0	1-0	03	03	W1
Carson-Newman	0-1	0-0	78	78	L1
Catholic	1-0	0-0	82	82	W1
Catonsville	1-0	0-0	81	81	W1
Central Florida	0-1	0-0	93	93	L1
Charles County CC	5-1	4-0	84	90	W4
Charleston (SC)	2-0	0-0	81	89	W2
Charleston Southern	2-1	2-0	87	89	W1
Charlotte	12-8	6-2	80	03	L1
Christopher Newport	1-0	1-0	80	80	W1
Cincinnati	1-11	1-5	77	90	L6
Clemson	1-4	0-0	80	02	L2
Cleveland State	1-1	0-1	90	03	L1
Coastal Carolina	2-1	1-0	89	02	L1
Colgate	0-1	0-0	79	79	L1
College of Charleston	0-1	0-0	03	03	L1
Colorado	0-1	0-0	92	92	L1
Colorado State	0-2	0-0	94	96	L2
Concord	4-1-1	2-1	78	81	W4
Connecticut	1-3	0-2	97	03	W1
Cornell	1-0	0-0	92	92	W1
Davidson	2-0	1-0	89	92	W2
Dayton	2-11	1-5	79	99	L2
Delaware	4-0	0-0	83	92	W4
DePaul	0-3	0-1	91	94	L3
Duke	0-10	0-1	79	00	L10
Duquesne	6-5	2-3	82	99	L2

Opponent	Overall	Home	First	Last	Strk
East Carolina	4-4	3-0	78	01	W1
East Tennessee State	17-5	11-1	77	03	W4
Eastern Mennonite	1-1	0-0	77	83	W1
Eastern Michigan	0-1	0-0	87	87	L1
Elon	1-0	1-0	87	87	W1
Emory & Henry	1-1	1-1	77	78	W1
Evansville	1-1	1-0	93	01	L1
Ferrum	1-0	0-0	77	77	W1
Florida	0-2	0-0	97	01	L2
Florida A&M	1-0	0-0	87	87	W1
Florida State	0-13	0-5	80	90	L13
Fordham	10-0	5-0	95	99	W10
Fresno State	0-1	0-0	92	92	L1
Furman	4-0	2-0	78	91	W4
Gardner-Webb	1-0	0-0	01	01	W1
Georgetown	1-5	1-1	85	03	W1
George Mason	11-7	2-4	79	01	L3
George Washington	9-11	5-1	77	99	L1
Georgia	0-2	0-1	93	02	L2
Georgia Tech	1-2	0-0	78	99	L1
Guilford	5-0	1-0	79	81	W5
Hampton	2-0	1-0	89	90	W2
High Point	5-2	3-1	79	03	W2
Hofstra	0-1	0-0	93	93	L1
Hollins	1-0	1-0	77	77	W1
Howard	3-0	0-0	83	00	W3
Illinois-Chicago	0-1	0-0	86	86	L1
Illinois State	0-1	0-0	86	86	L1
Iowa State	0-1	0-0	91	91	L1
Jacksonville	0-3	0-0	82	87	L3
James Madison	24-16	14-3	77	02	W3
Juniata	1-1	0-0	82	82	L1
Kansas	1-2	1-0	77	97	L1
Kansas State	0-2	0-0	94	00	L2
Kent State	0-1	0-0	90	90	L1
Kentucky	0-3	0-0	77	99	L3
Kentucky State	4-0	0-0	79	82	W4
King	1-0	1-0	88	88	W1
La Salle	9-1	5-0	95	99	L1
Lehigh	1-0	0-0	82	82	W1
Lenoir-Rhyne	2-0	0-0	81	82	W2
Liberty	33-6	19-1	79	03	L1
Longwood	3-0-1	3-0	77	83	W2
Louisburg	0-1	0-0	78	78	L1
Louisiana State	0-1	0-0	01	01	L1
Louisville	3-17	2-5	80	94	L4
Loyola (MD)	0-1	0-0	82	82	L1
Lynchburg	7-0	4-0	82	87	W7
Mansfield	2-0	0-0	83	85	W2
Marquette	1-0	0-0	95	95	W1
Marshall	12-4	8-1	77	00	W11
Mary Washington	3-0	2-0	77	81	W3
Maryland-Baltimore	1-1	1-0	83	01	W1
Maryland-College Park	0-3	0-1	92	03	L3
Massachusetts	6-4	4-1	95	98	L1
Memphis	1-13	0-5	80	90	L7
Miami University	2-0	1-0	92	03	W2
Miami (Fla.)	1-2	1-0	02	03	L2
Michigan	0-2	0-1	89	94	L2
Middle Tennessee State	0-1	0-0	79	79	L1
Milligan	1-0	0-0	80	80	W1
Mississippi	0-2	0-0	85	86	L2
Montana State	1-1	1-0	93	95	L1
Morehead State	2-5	0-0	77	96	W1
Morgan State	1-0	0-0	03	03	W1
Navy	2-0	0-0	81	84	W2
New Mexico	0-1	0-0	88	88	L1
New Orleans	2-0	0-0	88	94	W2
New York Tech	1-0	0-0	79	79	W1
Nicholls State	0-1	0-0	91	91	L1
North Carolina	0-7	0-2	79	97	L7
North Carolina State	2-8	1-1	79	03	L2

Opponent	Overall	Home	First	Last	Strk
Northern Illinois	0-2	0-2	99	03	L2
Northern Kentucky	0-1	0-0	80	80	L1
Northwestern	1-2	1-0	91	97	L1
Notre Dame	1-2	1-1	01	03	L1
Oakland	1-0	0-0	02	02	W1
Ohio University	0-1	0-0	02	02	L1
Old Dominion	2-0	1-0	81	81	W2
Oral Roberts	0-1	0-0	86	86	L1
Peace	1-0	0-0	78	78	W1
Pittsburgh	2-3	1-1	93	03	W1
Princeton	0-1	0-0	84	84	L1
Providence	2-0	1-0	01	02	W2
Radford	26-6	15-2	77	03	W2
Rhode Island	3-8	2-3	83	99	L1
Rice	0-1	0-0	90	90	L1
Rio Grande	1-0	0-0	81	81	W1
Roanoke	2-0	2-0	77	86	W2
Robert Morris	1-0	0-0	02	02	W1
Rutgers	2-2	1-0	00	03	W2
St. Augustine's	2-0	2-0	85	91	W2
St. Bonaventure	8-0	4-0	95	98	W8
St. John's	1-2	1-0	01	03	L1
St. Louis	0-2	0-0	80	81	L2
St. Peter's	0-1	0-0	00	00	L1
Sam Houston	0-1	0-0	90	90	L1
San Diego	1-0	0-0	88	88	W1
Seton Hall	2-2	1-0	00	02	W2
South Alabama	1-0	0-0	86	86	W1
South Carolina	1-13	0-3	83	99	L1
South Carolina-Spartanburg	1-0	0-0	83	83	W1
South Florida	2-4	1-1	87	94	L2
Southeast Missouri St.	0-1	0-0	93	93	L1
Southern Mississippi	11-2	4-1	82	94	W9
Southwest Texas	0-2	0-0	98	00	L2
Syracuse	3-1	1-0	93	03	W2
Temple	4-9	3-2	87	99	L1
Tennessee	1-12	1-3	77	02	L4
Tennessee-Chattanooga	2-0	0-0	79	91	W2
Tennessee-Martin	1-0	0-0	77	77	W1
Tennessee Tech	1-1	0-0	79	80	W1
Texas	0-1	0-0	94	94	L1
Texas-Arlington	0-2	0-0	92	94	L2
Texas A&M	1-0	1-0	94	94	W1
Texas Christian	1-1	0-0	02	03	L1
Texas-El Paso	0-1	0-0	95	95	L1
Toledo	1-1	0-0	81	90	L1
Towson State	0-1	0-0	91	91	L1
Tulane	2-11	0-3	80	94	L3
Tulsa	0-1	0-0	84	84	L1
UNC Asheville	7-0	2-0	80	93	W7
UNC Greensboro	6-1	3-0	79	91	W6
UNC Wilmington	1-0	1-0	86	86	W1
Valparaiso	1-1	0-0	86	96	L1
Villanova	4-2	1-1	82	03	L1
Virginia	20-22	11-9	79	03	L1
Virginia Commonwealth	18-8	4-0	77	00	W13
Virginia Intermont	2-0	2-0	77	78	W2
Wake Forest	16-4	6-1	77	02	L1
Washington State	0-1	0-0	94	94	L1
Western Carolina	6-3	1-0	77	01	L1
Western Kentucky	2-0	1-0	92	95	W2
West Virginia	5-2	2-0	79	03	W4
Wichita State	0-1	0-0	90	90	L1
William & Mary	5-14	1-3	81	00	L1
Winthrop	1-0	0-0	82	82	W1
Wisconsin-Madison	0-1	0-0	92	92	L1
Wisconsin-Milwaukee	1-0	1-0	91	91	W1
Wright State	1-1	0-0	88	96	W2
Wyoming	0-1	0-0	88	88	L1
Xavier	5-5	4-1	95	99	W1
Yale	0-1	0-0	79	79	L1
Youngstown State	1-0	0-0	84	84	W1



Liz Kapp

Administration



Charles Steger
University President



Jim Weaver
Director of Athletics



Sharon McCloskey
Senior Associate
Director of Athletics



David Chambers
Senior Associate
Director of Athletics for
External Affairs



Tom Gabbard
Associate Director
of Athletics for
Internal Affairs



Jon Jaudon
Associate Director
of Athletics for
Administration



Randy Butt
Associate Director
of Athletics for
Financial Affairs



John Ballein
Associate Director
of Athletics for
Football Operations



Tim East
Assistant Director of
Athletics for Marketing
and Promotions



Mike Gentry
Assistant Director
of Athletics for
Athletic Performance



Tim Parker
Assistant Director
of Athletics for
Compliance



Sandy Smith
Assistant Director
of Athletics for
Ticketing Services

Sports Medicine

The Virginia Tech Sports Medicine Department is an ever-changing and developing unit that strives to provide the most current and comprehensive care to all student-athletes. The department, under the leadership of Gunnar Brolinson, D.O., Delmas Bolin, M.D., and Mike Goforth, director of athletic training, is constantly evolving to incorporate new ideas and state-of-the-art resources for the betterment of student-athletes.

A professional staff — including primary care physicians who are Board certified in family medicine and sports medicine, orthopaedic surgeons, certified athletic trainers, physical therapists, chiropractors, massage therapists, sports psychologists, nutritionists and orthotists — is available to manage the health care of athletes.

As part of the evolution, Tech recently completed its second full year in the new 4,300-square-foot Eddie Ferrell Memorial Training Room. This area consolidated the training rooms that existed in the Merryman Center and Cassell Coliseum. The new facility gives the training staff a centralized area to care for the needs of all

Virginia Tech student-athletes. There is state-of-the-art equipment and a unique style of architecture, developed by Glenn Reynolds, AIA and Larry Perry as the consulting engineer.

The new room, which nearly doubles the size of the former Merryman Center facility, also allows the staff to utilize that room for physical therapy, chiropractic care and massage therapy. With its completion, Virginia Tech now has more than 10,000 square feet dedicated to sports medicine, placing Tech in the top five percent nationally. In addition, the \$10 million Merryman Center, a state-of-the-art facility which includes 2,400 square feet of medical space, will supplement the new training room. This treatment room has numerous treatment modalities, including portable X-ray, electric stimulation, ultrasound, hot and cold packs and a lumbar/cervical traction unit. It also has offices for the staff, dozens of training tables, two cold tubs, whirlpools, an underwater treadmill, a Biodex System 3 and various other pieces of rehabilitation equipment.

After the sports medicine staff diagnoses and treats an ill

or injured athlete, the staff then starts collaborative work with the strength and conditioning staff to give the best injury prevention and performance enhancing programs possible. The training, medical, and strength and conditioning staffs each have a role in bringing the athlete back quickly and ready to play. After an injury, an athlete will go through rehabilitation and physical therapy. Athletes are then moved to weight training, as they become able. The strength and conditioning staff uses specific programs for each injury in an effort to get the athlete back quickly.

The range of benefits athletes have access to include custom orthotics, custom mouth guards, specialized DonJoy prophylactic bracing and many other options to help prevent or protect them from injuries. The sports medicine staff also takes great pride in treating the athlete year-round. Special attention is paid to off-season activity. During this time, the staff will analyze past injury data from each participant and construct a preventative program for the athlete to follow. If physical

therapy is needed, student-athletes can be seen by therapist Mark Piechoski in the Ferrell Training Room. Piechoski, who is a certified athletic trainer, physical therapist and strength and conditioning specialist, plays a large role in the overall program developed to return the injured athlete back to 100 percent. In addition, staff sport psychologist Gary Bennett is available to all student-athletes for personal and performance issues. Virginia Tech also has the services of Dr. Greg Tilley, team chiropractor. Dr. Tilley provides Tech athletes with specialized treatment for spine related conditions and also plays a huge role in performance enhancement through various chiropractic techniques.

Tech also maintains a special relationship with Montgomery Regional Hospital. Montgomery Regional Hospital is the choice for state-of-the-art equipment to perform surgeries, diagnostic imaging and processing of laboratory requests.

Ricky Dooley begins his first year as an athletic trainer with the Hokie volleyball team.

Student Athlete Academic Support Services

The success of Virginia Tech's volleyball program rests largely on the academic progress of each student-athlete. The academic performance of Tech student-athletes has improved each year due in part to the Student Athlete Academic Support Services (SAASS).

The Virginia Tech graduation rate for student-athletes has risen significantly in recent years and reached 70 percent in 2003 as compared to the national average of 62 percent. The 70 percent student-athlete graduation rate marks the second straight year and five in the last 10 years that Tech has reached that level.

In addition to posting impressive graduation figures, Virginia Tech's student-athletes continue to excel in the classroom. During the 2003 calendar year, 482 3.0 GPAs were earned by student-athletes, student trainers, student managers, cheerleaders and HighTechs.

Student-athletes are the most visible student component of a university. They entertain thousands of fans, students and alumni. Their athletic ability and achievement is

the primary focus for national media attention. Athletic events bring back not only faithful alumni, but are a welcome mat for potential new students.

Student-athletes devote many hours to practice, conditioning and training that are not required of all students. Due to their time commitment and their high visibility, it is an obligation and in the best interest of the university to supply these students with services which will allow them to maximize their academic potential.

The Virginia Tech Student Athlete Academic Support Services office is committed to providing fundamental and supplemental programming, consistent with university and NCAA policy, aimed at enhancing each student athlete's educational experience.

Stakeholders of the office's mission include student athletes and their families, the university community, coaches and athletics administrators. SAASS seeks to develop relationships with its stakeholders that are founded on trust and respect, and provides the

following services to accommodate their needs:

- University and NCAA information
- Orientation
- Academic assessment
- The development of an effective student life program
- Appropriate referrals
- Monitored study environments
- Tutorial programs
- State of the art technological learning assistance
- Student Athlete academic performance evaluations

The expectations of the Virginia Tech community are that each student-athlete achieves maximum academic and athletic potential. With the proper assistance, facilities and encouragement, these potentials can become a reality.

Academic facilities for student-athletes include the Monogram Room, a large room used as a study hall area, adjacent to the SAASS office in Cassell Coliseum. The HEAT (Hokies Engaging in Advanced

Technology) Lab and its satellite sites house over 40 computers on the second floor and third floors of Cassell Coliseum. Laptop computers are also available for Tech athletes to use when travelling to away contests. The athletic department also provides areas for private, quiet study for the athletes' convenience.

Together, these spaces provide the student-athlete with a variety of study environments conducive to their success.

Chris Helms, in his sixth year at Tech, is the director and is responsible for the development and leadership of the Student Athlete Academic Support Services office.

Drew Scales is in his third year with Student Athlete Academic Support Services as an assistant director. Scales provides academic support for student-athletes in volleyball, lacrosse, men's and women's soccer and wrestling, in addition to overseeing the mentoring program.

Terrie Repass is in her 30th year of service at Virginia Tech. She serves as the office secretary and "first contact" person for the SAASS.

Athletics Office of Student Life

The Athletics Office of Student Life at Virginia Tech is committed to developing the total student-athlete. Megan Armbruster, Director of the Office of Student Life, is dedicated to enhancing the quality of the student-athlete experience through the programs that this office administers.

Last year, each athletic team was encouraged to complete two or more personal development workshops on a variety of different topics. Some subjects included How to Live Off-Campus, Media Relations, Alcohol 101 and Student-Athlete Scrutiny and Community Conduct. In addition, a Women's Sports Summit, attended by seven women's athletics teams, focused on issues such as healthy relationships and healthy body image.

In addition to workshops held by each team, Virginia Tech student-athletes participate in community outreach, with over 500 volunteer opportunities available

just last year. The Virginia Tech volleyball program takes great pride in the many projects to which it contributes, including the Hokie Readers program, Special Olympics, hospital visits and a canned food drive.

Tech student-athletes visited local high schools in November for American Education Week, middle schools in March for Read Across America Week and elementary schools in April for Winning Choices Week, impacting over 4,000 students.

A new outreach program, developed by the Office of Student Life, is the team community partners program, where each athletic team selects one local charity on which to focus their philanthropic efforts during the academic year.

Armbruster says, "The goal of our office is to provide students with the total college experience. When athletes graduate, I want them to look back and believe they had full

access to a variety of opportunities while at Virginia Tech."

VT-SAAC

The Virginia Tech Student Athlete Advisory Committee (VT-SAAC) promotes effective communication between athletic administration and student-athletes. SAAC is comprised of two representatives from each sport team who meet twice a month to discuss issues and concerns regarding their sports and the department of athletics.

The SAAC encourages teammates to get involved both on campus and in the community. The SAAC representatives help to design and provide programs that encourage academic success, health promotion, social responsibility and general awareness.

Upon entering the Atlantic Coast Conference, one member of the VT-SAAC will be chosen to represent Virginia Tech at the

ACC-SAAC. This year, the SAAC representatives from the volleyball team are Erin Brugger and Annie Spicer.

CAREER DEVELOPMENT

In close collaboration with the Virginia Tech Career Services Center, programs and workshops are designed specifically for student-athletes. Resume design, career fair etiquette, mock interviews, interview attire and mini-career fairs are just a few examples of workshops hosted by the Athletics Office of Student Life. Student-athletes are encouraged to participate in on-campus interviewing and eRecruiting, along with securing internships and co-ops during their college career. Last year, nearly 100 student-athletes attended the Student-Athlete Career Expo and 65 on-campus interviews were conducted as a result of the expo.

Athletic Performance

Thanks to the direction of Assistant Athletics Director for Athletic Performance Mike Gentry, the Virginia Tech strength and conditioning program is among the best in the nation.

The volleyball team trains in the beautiful 17,000-square foot training center on the first level of the Merryman Athletic Center.

The weight room facility features new free-weight equipment, a full line of Hammer Strength equipment, 12 platforms and a 6,000-square foot state-of-the-art speed and agility room.

Tech also has the use of a 10-by-40-yard sand pit located outdoors and adjacent to the weight room. This pit is used for resistive running drills to improve speed.

Tech volleyball players used to train in the Jim "Bulldog" Haren Weight Room. Located in Jamerson Athletic Center, the 5,000-square foot weight room was officially dedicated in September 1985 to Haren, a former Hokie football player and long-time supporter of the Virginia Tech Athletic Department.

With the two facilities, the Hokies have over 22,000-square feet of strength and conditioning training space.

Gentry is in his 16th season as the Hokies' director of strength and conditioning.

As assistant athletics director for athletic performance, his duties include overseeing the strength and conditioning training of athletes in all 21 varsity sports at Virginia Tech.

A native of Durham, N.C., he received his bachelor's degree in physical education from Western Carolina University in 1979 and received his master's from the University of North Carolina at Chapel Hill in 1981. He received his doctorate in curriculum and instruction, with an emphasis in motor behavior, from Tech in 1999.

Gentry worked as an assistant strength coach at UNC and as the head strength coach at East Carolina University prior to coming to Virginia Tech in 1987.

In 1995 and 1996, Gentry was recognized by the National Strength and Conditioning Association as a finalist for the National Strength and Conditioning Professional of the Year.

Gentry has a son, Roy Christopher, who is 14.

Assisting Gentry in the weight room this year are full-time assistant strength and conditioning coaches Jay Johnson, director of strength and conditioning, and Terry Mitchell, assistant director of strength and conditioning. Gentry will also have the services of four graduate assistants.

SPORTS NUTRITION

In July 2000, the Virginia Tech Athletics Department added another program to better serve the needs of student-athletes — sports nutrition. Amy Freel serves as the Director of Sports Nutrition at Virginia Tech.

Freel graduated from Ball State University with her bachelor's degree in dietetics in 1996 and received her master's in dietetics from Ball State in 1998.

Freel works one-on-one with student-athletes to provide them with information that they need on their diet. She also provides individual players with diet counseling on issues such as gaining lean muscle mass, losing body fat, and how to eat to improve performance.

The sports nutritionist works with the "Training Edge," a dining option for health-

conscious students and athletes, to design menus for training tables and daily menu selections.

Also in July 2002, the Virginia Tech Athletics Department purchased the BOD POD body composition system. Tech is one of a handful of college athletic departments using this type of cutting edge technology.

SPORT PSYCHOLOGY

Virginia Tech also offers another important service to all its student-athletes — sport psychology. Dr. Gary Bennett coordinates the sport psychology department, which offers psychological and performance enhancement services for student-athletes. Bennett also works closely with the Cook Counseling Center.

Bennett meets with student-athletes on an individual basis for personal counseling and to discuss the mental aspects of the game. He also works on team building, communication and performance enhancement.

Gentry says, "I've always felt that (sport psychology) was an important element. We want to be a holistic model of an athletics department, and we wanted to and needed to include sport psychology in that model."

"We try to address all the various factors that affect student-athletes' performance on and off the field," Bennett says. "We believe we can help athletes perform better by addressing those concerns."

The sport psychology department also offer an injury group to afford injured athletes the opportunity to meet with other injured athletes and talk about their recovery process. Injured athletes may also meet individually with the sport psychologists if they do not feel comfortable in the group or cannot make the sessions. On average, the psychologists conduct 20 individual sessions per week and also meet weekly with teams as the need arises.

A new addition to the sport psychology resources is the Dynavision 2000, a unique conditioning and training program designed to increase focus and concentration, improve coordination and visuomotor reactions, and increase peripheral awareness. Virginia Tech is privileged to be one of only a handful of schools with this cutting-edge technology.

The response to the sport psychology program has been positive. The student-athletes are very receptive to the services offered by the doctors. The sport psychology office reaches out to athletes who may not have considered going to the counseling service that is offered to all students at Virginia Tech.

"It is a great resource for our coaches and our athletes," Gentry says. "We've improved a lot in areas of strength and conditioning, nutrition and in sport psychology. It's all about becoming a well-rounded athletic program and helping student-athletes. We want to give them all the resources we can, to put them in a position to be successful."



The Virginia Tech volleyball team is one of the teams that trains in the Merryman Center weight room. The facility, which is also used by the Tech football team, is one of the finest around.

The Atlantic Coast Conference

Consistency. It's the mark of true excellence in any endeavor.

However, in today's intercollegiate athletics, competition has become so balanced and so competitive that it is virtually impossible to maintain a high level of consistency.

Yet the Atlantic Coast Conference has defied the odds. Now in its 52nd year of competition, the ACC has long enjoyed the reputation as one of the strongest and most competitive intercollegiate conferences in the nation. And that is not mere conjecture, the numbers support it.

Since the league's inception in 1953, ACC schools have captured 91 national championships, including 47 in women's competition and 44 in men's. In addition, NCAA individual titles have gone to ACC student-athletes 116 times in men's competition and 57 times in women's action.

THE SCHOOLS

CLEMSON - Charter member of the Southern Intercollegiate Athletic Association in 1894, a charter member of the Southern Conference in 1921, a charter member of the Atlantic Coast Conference (ACC) in 1953.

DUKE - Joined the Southern Conference in December, 1928; charter member of the ACC in 1953.

FLORIDA STATE - Charter member of the Dixie Conference in 1948; joined the Metro Conference in July, 1976; joined the ACC July, 1991.

GEORGIA TECH - Charter member of the Southern Intercollegiate Athletic Association in 1894, charter member of Southern Conference in 1921, charter member of the SEC in 1932, joined the ACC in April, 1978.

MARYLAND - Charter member of the Southern Conference in 1921, charter member of the ACC in 1953.

MIAMI - Charter member of the BIG EAST Football Conference in 1991; joined the ACC in July, 2004.

NORTH CAROLINA - Charter member of the Southern Intercollegiate Athletic Association in 1894, charter member of the Southern Conference in 1921, charter member of the ACC in 1953.

N.C. STATE - Charter member of the Southern Conference in 1921; charter member of the ACC in 1953.

VIRGINIA - Charter member of the Southern Intercollegiate Athletic Association in 1894, charter member of the Southern Conference in 1921, resigned from Southern Conference in December 1936, joined the ACC in December, 1953.

VIRGINIA TECH - Charter member of the Southern Conference in 1921; withdrew from the Southern Conference in June, 1965; became a charter member of the BIG EAST Football Conference on Feb. 5, 1991; joined the ACC in July, 2004.

WAKE FOREST - Joined the Southern Conference in February, 1936, charter member of the ACC in 1953.

THE CHAMPIONSHIPS

The conference will conduct championship competition in 25 sports during the 2004-05 academic year — 12 for men and 13 for women.

The first ACC championship was held in swimming on February 25, 1954.


The 12 current sports for men include football, cross country, soccer, basketball, swimming, indoor and outdoor track, wrestling, baseball, tennis, golf and lacrosse. Championships for women are currently conducted in cross country, volleyball, field hockey, soccer, basketball, swimming, indoor and outdoor track, tennis, golf, lacrosse, softball and rowing.

2003 VOLLEYBALL STANDINGS

School	ACC W-L	Pct.	Overall W-L	Pct.
Maryland \$	12-4	.750	27-8	.771
Georgia Tech %	15-1	.938	34-4	.895
Wake Forest	10-6	.625	21-10	.677
North Carolina	10-6	.625	20-12	.625
Virginia	8-8	.500	25-9	.735
Clemson	6-10	.375	18-16	.529
Duke	6-10	.375	10-19	.345
Florida State	5-11	.313	16-16	.500
NC State	0-16	.000	7-25	.219

\$ - Won ACC Championship
% - Tied for regular season title

ACC
ATLANTIC COAST CONFERENCE



The 2004 Hokies — the first Virginia Tech volleyball team to play in the ACC: (front, l to r) Kaitlin McPeak, Katie Esbrook, Erika Gerstmyer, Jen Albrecht, Amanda Cloyd, Rachel Dulla, Allie Kupec; (back, l to r) head coach Greg Smith, assistant coach Lindsay Wischmeier, assistant coach April Yantis, Melissa Markowski, Liz Kapp, Erin Brugger, Colette Ramirez, Emily Smith and Annie Spicer.

BLACKSBURG, VA.



One of America's best college towns, Blacksburg is a perfect setting for a great university like Virginia Tech.

Located in Southwest Virginia on a plateau between the Blue Ridge and Alleghany Mountains, Blacksburg combines the laid-back lifestyle of a small town with the amenities one would expect to find around a major center of higher education. Together, the town and university have worked hard to create a progressive community that ranks among the nation's elite living environments.

Virginia Tech and the Town of Blacksburg gained national and international attention by creating the world's first "electronic village." Businesses and industries have been drawn by the potential of the quaint town.

Established in 1798 by John and William Black, the town is surrounded by scenic mountain views that accentuate the area. Since its founding, Blacksburg has grown to become the largest town in Virginia.



The nearly 36,000 residents (including students) enjoy a close proximity to a variety of recreation areas such as the Blue Ridge Parkway, Appalachian Trail, Claytor Lake and the New River. The region features a moderate climate and four distinct seasons.


Blacksburg was recently named by *Outside* magazine as one of the top 10 places to live in America.

The town's location (adjacent to major interstate highways) provides convenient access to most points in the southern and eastern parts of the country.


More information on Blacksburg can be found on the web site of the Blacksburg Electronic Village, www.bev.net or at www.blacksburg.va.us.

From peaceful outings at the nearby Cascades, to thrilling Tech football games at Lane Stadium, to downtown festivals, the Blacksburg area has a lot to offer.





**Katie
Esbrook**




**Melissa
Markowski**


**Liz
Kapp**



**Allie
Kupec**



**Colette
Ramirez**



**Erin
Brugger**