

WIRGINIA TECH

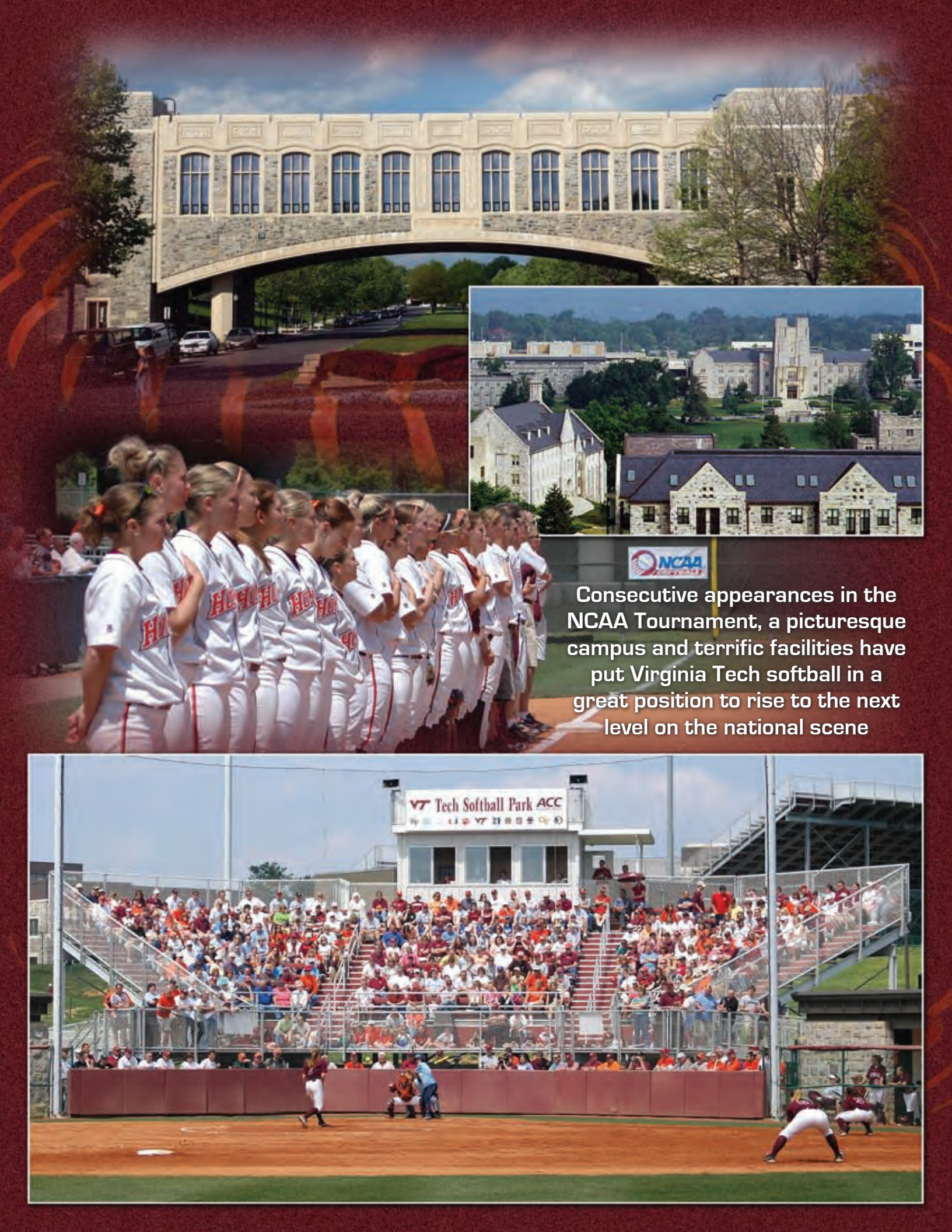


Angela
Tincher

Callie
Rhodes



2007 SOFTBALL



Consecutive appearances in the NCAA Tournament, a picturesque campus and terrific facilities have put Virginia Tech softball in a great position to rise to the next level on the national scene



VIRGINIA TECH

2007 SOFTBALL

Table of Contents

Quick Facts	1
Media Guide Credits	1
Media Information	2
What's a Hokie?	2
2007 Rosters	3
Pronunciation Guide	3
2007 Outlook	4-5
Head Coach Scot Thomas	6
Assistant Coaches	7
Support Staff	7
Player Profiles	8-25
hokiesports.com	17
Hokie Fastpitch Club	21
Hokie Kids' Club	22
Computer Services Department	23
The Atlantic Coast Conference	26
2007 Opponent SID Information	27
2006 Season in Review	28
2006 Statistics & Results	29
All-Time Individual and Team Records	30-31
Streaks and Productivity	30
Individual Game Records	32
Team Game Records	33
Single-Season Individual Records	34-35
Career Individual Records	36-37
Year-by-Year Results	38-41
Records vs. All Teams Played	38
Series Results	42-44
Longest Winning and Losing Streaks	42
All-Time Letterwinners	45
All-Time Award Winners	46
All-America and All-Region Honorees	47
Louisville Slugger	48
Facilities	49
Administration	50
Athletic Training	50
Student-Athlete Academic Support Services	51
Athletic Office of Student Life	51
Athletic Performance	52

Quick Facts

Location: Virginia Tech is located in Blacksburg (pop. 39,000) in scenic southwest Virginia. The campus lies on a plain between the Blue Ridge and Allegheny Mountains, 2,100 feet above sea level.

History: Founded in 1872 as the land-grant university of the state

Enrollment: 28,000

Colors: Chicago maroon & burnt orange

Nickname: Hokies

Conference: Atlantic Coast (ACC)

President: Charles W. Steger

Director of Athletics: Jim Weaver

Senior Woman Administrator: Sharon McCloskey

Head Softball Coach: Scot Thomas (East Tennessee State, '91)

Record at Tech: 385-272 (11 years)

Career Record: same

Assistant Coach: Al Brauns (Penn State, '73)

Year at Tech: Ninth

Assistant Coach: Tiffany McVay (East Tennessee State, '04)

Year at Tech: First

Volunteer Assistant Coach: Alan Bayse (Radford, '79)

Year at Tech: First

Softball Office: (540) 231-3671

Home Field: Tech Softball Park (500)

Dimensions: Lines 200'; center 220'

Press Box Phone: (540) 231-6061

2006 Record: 39-21

2006 ACC Record: 12-8

2006 ACC Finish: 3rd regular season

2006 Postseason: 1-2 at Knoxville Regional

Starting Position Players Returning/Lost: 6/2

Pitchers Returning/Lost: 3/2

Newcomers: 5

Letterwinners Returning/Lost: 11/6

The 2007 Virginia Tech softball media guide is a publication of the Virginia Tech Sports Information Office, written to assist the working media and designed to aid all media members in their coverage of Virginia Tech softball. The 2007 softball media guide was written and designed by Bryan Johnston. Cover design and photographs were contributed by David Knachel. This book was printed by Southern Printing Company, of Blacksburg, Va. A special thanks to the Tech softball staff for its assistance.

ON THE COVERS: The front cover features senior Callie Rhodes and junior All-American Angela Tinchler. The back cover features seniors Karie Morrison and Ashley Thatcher, junior Kelsey Hoffman and the 2007 schedule.

Virginia Tech does not discriminate against employees, students, or applicants on the basis of race, color, sex, sexual orientation, disability, age, veteran status, national origin, religion, or political affiliation.

Anyone having questions concerning discrimination should contact the Equal Opportunity and Affirmative Action Office at (540) 231-7500.

MEDIA INFORMATION

GAME CREDENTIALS

Home games are held at Tech Softball Park and are free of charge. No credentials are needed for entrance. Media interested in attending the games are encouraged to call the Virginia Tech SID Office for further information.

COACH/PLAYER INTERVIEWS

PLEASE SCHEDULE ALL INTERVIEWS THROUGH THE VIRGINIA TECH SPORTS INFORMATION OFFICE AT (540) 231-3387.

For interviews with head softball coach Scot Thomas or any of the Hokie softball players, please contact **Bryan Johnston** at the Virginia Tech Sports Information Office — **(540) 231-3387**.

Coach Thomas is usually available for interviews between 9 a.m.-1 p.m., Monday-Thursday. Interviews with players will be available according to class and practice schedules. **At no time will an athlete's telephone number be released and media are asked not to contact athletes at home, on their cell phones or via e-mail.**

POST-GAME INTERVIEWS

Coach Thomas and players will be available after the second game of the doubleheader, following a short cool-down period. Please make all requests for interviews with Assistant Sports Information Director **Bryan Johnston** in the press box.

GAME RESULTS

Box scores will be available immediately following the conclusion of the game, and will also be faxed to the opposing team's sports information office. A story, complete with box score, will be sent to the Richmond Associated Press, as well as to selected covering newspapers.

Team and individual statistics will be updated and available following each game. Results, a game story and statistics, as well as information on Tech's entire athletic program, can also be obtained via the Internet on Tech's homepage: www.hokiesports.com

LIVE STATS AND BROADCASTS

Fans and media can keep up with the Hokies via the Internet with live stats. At all home games, and selected away games, play-by-play, as well as up-to-date box scores and stats, are available by clicking on the live stats link on Tech's homepage. Once again this year, audio broadcasts can be found on hokietv.com. Jerry Massey will call the games, providing fans another option to keep up with the Hokies.

Fans will also be able to watch select home and away games thanks to a new broadband network called ACC Select. Hokie fans can visit vt.accselect.com to sign up or view a schedule of events. Fans can watch events live or on-demand on a per-event basis (\$3.99 per event) or with an all-event pass which will allow unlimited access to Virginia Tech games and will also allow Hokie fans to check out the competition throughout the ACC. The all-event pass will premiere at a charter price of \$5.99 per month.



Jerry Massey
Internet Radio

SPORTS INFORMATION



Bryan Johnston
Assistant Sports Information Director

Bryan Johnston is in his eighth year with both the Virginia Tech Athletics Department and the Hokie softball team.

He became a full-time employee at Virginia Tech after serving as an intern in the sports information office during the 1999-2000 school year.

As the SID for softball, Johnston oversees the press box at home games, serving as the official statistician. On the road, he keeps the Web site and team stats updated. He has served as both the official scorer and announcer at several NCAA Softball Championships, as well as two games involving the U.S. Olympic Softball team.

A native of Chesapeake, Va., Johnston is a 1999 graduate of the University of South Carolina with a degree in sport administration.

Virginia Tech Sports Information Office

460 Jamerson Athletic Center Blacksburg, VA 24061

Office Phone: (540) 231-3387; **Home Phone:** (540) 392-1994

E-Mail Address: blj@vt.edu

SOFTBALL HOTLINE

Shortly after each game, fans and media can call the Virginia Tech Softball Hotline and listen to a recording recapping the action. To access the hotline, call (540) 232-3719 and press "3" during the introduction.

DIRECTIONS TO BLACKSBURG

From the north or east, take Interstate 81 south to exit 118B, following US 460 west to Blacksburg.

From the south, take Interstate 81 north to exit 118B, following US 460 west to Blacksburg.

From West Virginia, take Interstate 77 south (West Virginia Turnpike) to exit 9. Exit and turn left onto 460 east. Follow 460 east to Blacksburg.

Once in Blacksburg, use the 460 bypass around the downtown area. Follow 460 to the signal at Southgate Drive (Va. 314). Turn into campus, and proceed one-half mile on Southgate Drive. Turn left onto Spring Road at the signal, just before the football stadium. Tech Softball Park will then be on the left, across the street from Lane Stadium.

LOCAL MEDIA OUTLETS

	Phone	Fax
Associated Press	804-643-6646	804-643-6223
Collegiate Times	540-231-9865	540-231-5057
Roanoke Times	540-981-3221	540-981-3392
WDBJ-7 (Roanoke, CBS)	540-985-3623	540-343-7269
WSLS-10 (Roanoke, NBC)	540-981-9126	540-343-2059

WHAT IS A HOKIE?

That's the most often-asked question regarding Virginia Tech.

The answer leads all the way back to 1896 when Virginia Agricultural and Mechanical

College changed its name to Virginia Polytechnic Institute.

With the change came the necessity for writing a new cheer and a contest for such a purpose was held by the student body.

Senior O.M. Stull won first prize for his "Hokie" yell which still is used today. Later, when asked if "Hokie" had any meaning to it, Stull explained the word was solely the product of his imagination and was only used as an attention-getter for his yell.

It soon became a nickname for all Tech teams and for those loyal to Tech athletics.



The HokieBird
— Tech's lovable mascot.

2007 HOKIE ROSTER

No.	Name	Pos.	Ht.	Class	B-T	Exp.	Hometown	High School/Other
1	Angela Tincher	P	5-7	Jr.	R-R	2L	Eagle Rock, Va.	James River
2	Destiny Covington	OF	5-6	Fr.	B-R	HS	Midland, N.C.	Central Cabarrus
3	Charisse Mariconda	3B	5-2	So.	R-R	1L	Hollywood, Fla.	St. Thomas Aquinas
4	Whitney Davis	OF/U	5-4	Fr.	L-L	HS	Tazewell, Va.	Tazewell
5	Erin Ota	2B	5-2	So.	L-R	1L	Irvine, Calif.	Northwood
6	Dori Nunley	3B	5-6	r-Fr.	R-R	RS	Wexford, Pa.	North Allegheny
7	Ashley Thatcher	P/U	5-9	Sr.-Tr.	R-R	1Y	Great Falls, Mont.	Great Falls/Shasta College
8	Jessica Everhart	OF	5-7	So.	R-R	1L	Purcellville, Va.	Loudoun Valley
9	Kelsey Hoffman	C	5-6	Jr.	R-R	2L	Tequesta, Fla.	W.T. Dwyer
10	Karie Morrison	P	5-6	Sr.	R-R	2L	Great Falls, Va.	Park View
11	Kelsy Rokey	C	5-7	So.	R-R	1L	Tucson, Ariz.	Salpointe Catholic
12	Caroline Stolle	OF	5-5	Jr.	R-R	2L	Chester, Va.	L.C. Bird
13	Callie Rhodes	OF	5-6	r-Sr.	L-R	3L	Broadway, Va.	Broadway
14	Beth Walker	OF/U	5-7	So.	R-R	1L	Galax, Va.	Galax
15	Jenna Rhodes	OF	5-6	So.	L-R	1L	Broadway, Va.	Broadway
17	Heather Lowry	P	5-5	Fr.	R-R	HS	Riverdale, Ga.	Jonesboro
20	Anna Zitt	U	5-10	Fr.	R-R	HS	Virginia Beach, Va.	Kellam
22	Steffanie Massetti	OF	5-3	Fr.	L-L	HS	Virginia Beach, Va.	Kellam
23	Stephanie Savre	1B	5-7	Jr.	L-L	2L	Simi Valley, Calif.	Westlake
24	Morgan Harris	C	5-6	So.	R-R	1Y	Lovingston, Va.	Nelson County

Head Coach: Scot Thomas (East Tennessee State, 1991, 12th Season)

Overall Record: 385-272 (12th season)

Virginia Tech Record: same

Assistant Coach: Al Brauns (Penn State, 1973, Ninth Season)

Assistant Coach: Tiffany McVay (East Tennessee State, 2004, First Season)

Volunteer Assistant: Alan Bayse (Radford, 1979, First Season)

Trainer: Katie Baer

Manager: Kevin Price



2005 & 2006 NCAA Regional Participant

ROSTER BREAKDOWN

Hokies by States

Virginia	11
California.....	2
Florida	2
Arizona	1
Georgia	1
Montana.....	1
North Carolina.....	1
Pennsylvania.....	1

Hokies by Class

Seniors.....	3
Juniors.....	4
Sophomores	7
Freshmen.....	6

Pronunciation Guide

Brauns	Brawns
Charisse Mariconda.....	shuh-REECE mare-uh-CON-duh
Dori Nunley.....	DOOR-ee
Kelsy Rokey.....	last rhymes with Hokie
Savre	SAVE-ree
Caroline Stolle.....	CARE-oh-line; last rhymes with holly

ALPHABETICAL ROSTER

Name	No.	Name	No.
Destiny Covington.....	2	Erin Ota.....	5
Whitney Davis	4	Callie Rhodes.....	13
Jessica Everhart.....	8	Jenna Rhodes.....	15
Morgan Harris.....	24	Kelsy Rokey.....	11
Kelsey Hoffman.....	9	Stephanie Savre.....	23
Heather Lowry	17	Caroline Stolle.....	12
Charisse Mariconda.....	3	Ashley Thatcher.....	7
Steffanie Massetti	22	Angela Tincher	1
Karie Morrison	10	Beth Walker	14
Dori Nunley.....	6	Anna Zitt.....	20

2007 PREVIEW

INFIELD

HEADLINES

- Four starters from last year's infield return, but the positions have been switched up a bit.
- **Stephanie Savre** returns at first base. She swings a powerful bat from the left side, hitting 14 career home runs. **Beth Walker** could also be used here, but Walker will get a shot at the starting third base spot. She, too, has a powerful bat and was an all-conference pick last year.
- **Erin Ota** won the starting spot at second base early last year as a freshman and will hold it down again this year. Ota is a speedy lefty who can power slap to the gaps and is a good contact hitter.
- **Charisse Mariconda** started all but one game at third base last year, but will likely make the move to shortstop this season. She could still play third base, but helps the defense out wherever she is. She hit six home runs and drove in 30 last year. Behind her is freshman **Anna Zitt**, from Virginia Beach. She's a smooth fielder who has good range and height, but must continue to work on her hitting.
- **Dori Nunley** redshirted last year and could challenge for playing time at third base.

RETURNERS

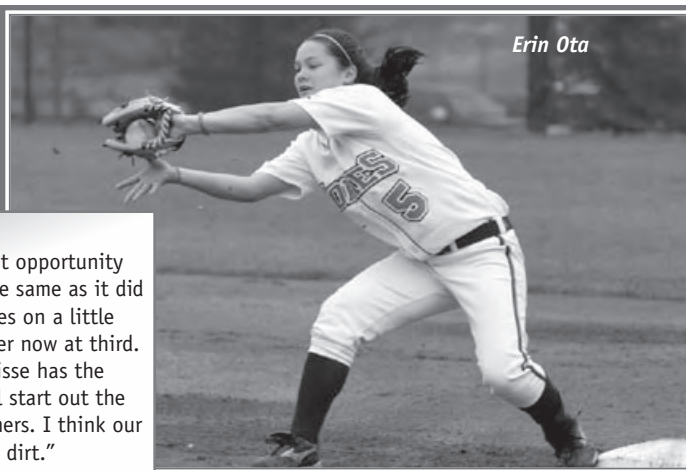
No.	Name	Cl.-Exp.	Pos.	Notes
3	Charisse Mariconda	So.-1L	3B/SS	60 GS, .297 BA, 15 2B, 6 HR, 30 RBI
5	Erin Ota	So.-1L	2B	First-team All-Northeast Region
6	Dori Nunley	r-Fr-RS	3B	Redshirted last year
14	Beth Walker	So.-1L	3B/1B	Second-team All-ACC
23	Stephanie Savre	Jr.-2L	1B	42 GS, .298 BA, 7 2B, 5 HR, 34 RBI

NEWCOMERS

No.	Name	Cl.-Exp.	Pos.	Notes
20	Anna Zitt	Fr.-HS	SS	First-team All-Eastern Region

COACH THOMAS ON THE INFELDERS

"We are going to move some people around this year to provide us the best opportunity to be successful as an infield. With that being said, our right side looks the same as it did last year ... very solid with Erin Ota and Stephanie Savre. Our left side takes on a little different look with Charisse Mariconda moving to shortstop and Beth Walker now at third. Both have played these positions before and looked great in the fall. Charisse has the arm to play shortstop and Beth was very aggressive at third. Anna Zitt will start out the season as a backup for the middle and Dori Nunley will backup on the corners. I think our pitching staff will feel very confident with the players behind them on the dirt."



Erin Ota

OUTFIELD

HEADLINES

- The outfield will have five letterwinners returning with three players with significant starting time among them.
- Speedy **Callie Rhodes** saw most of her action as the designated player last year, but could factor into the left field position. **Caroline Stolle**, started 42 games last year, but is coming back from off-season foot surgery. If she can return to full strength, she'll be counted on for quality time here. Freshman **Whitney Davis**, who is an invited walk-on, has the strongest arm of all the outfielders and is adjusting quickly at the plate. If she continues to progress, she could be a big factor this year. **Beth Walker** could be used here in an emergency.
- **Jessica Everhart** will hold down the centerfield spot once again after earning all-conference honors as a freshman. Speedy **Jenna Rhodes** will also battle for playing time as the designated player, but could also be used in centerfield.
- In right field, freshman **Destiny Covington** will take over for four-year starter Kelly Brown. Covington is the fastest player on the team and will be a threat at the plate. Walk-on **Steffanie Massetti** has good speed and will be used primarily as a pinch runner.

RETURNERS

No.	Name	Cl.-Exp.	Pos.	Notes
8	Jessica Everhart	So.-HS	CF	Second-team All-ACC; State R.O.Y.
12	Caroline Stolle	Jr.-1L	LF	42 GS, .212 BA, 7 2B, 15 RBI
13	Callie Rhodes	r-Sr.-3L	DP/LF	58 GS, .323 BA, 63 H, 34 SB
14	Beth Walker	So.-1L	LF	34 GS, .271 BA, 6 2B, 5 HR, 22 RBI
15	Jenna Rhodes	So.-1L	CF	31 GP, 8 R, 13 SB

NEWCOMERS

No.	Name	Cl.-Exp.	Pos.	Notes
2	Destiny Covington	Fr.-HS	RF	First-team NFCA H.S. All-American
4	Whitney Davis	Fr.-HS	LF	Region IV Player of the Year
22	Steffanie Massetti	Fr.-HS	RF	A speedy walk-on

COACH BRAUNS ON THE OUTFIELDERS

"We lose a four-year starter in Kelly Brown, but I'm excited about who we have returning. This will be a speedy and athletic outfield who can run down a lot of balls. Having Jessica Everhart back in center solidifies the group. In left field, Caroline Stolle, Callie Rhodes and Whitney Davis could all see time and in right, Destiny Covington should be a real treat to watch. She's still raw, but her potential is unlimited."



Jessica Everhart

2007 PREVIEW

PITCHERS

RETURNERS

No.	Name	Cl.-Exp.	Pos.	Notes
1	Angela Tincher	Jr.-2L	P	Second-team All-American, 504 Ks
7	Ashley Thatcher	Sr.(TR)-1Y	P	Pitched in just one game
10	Karie Morrison	Sr.-2L	P	0-1, 5 GP, 8.2 IP

NEWCOMERS

No.	Name	Cl.-Exp.	Pos.	Notes
17	Heather Lowry	Fr.-HS	P	First-team GACA all-state as a senior



Heather Lowry

HEADLINES

- Three veterans and a freshman will handle the pitching duties this year.
- Junior All-American **Angela Tincher** returns and is the ace of the staff. She must find a way to stay healthy this year after suffering through leg problems her first two seasons.
- The three pitchers behind her will determine the Hokies' success this year. **Karie Morrison** and **Ashley Thatcher** have made a lot of improvements under first-year pitching coach Tiffany McVay and will be counted on for quality innings after pitching a combined 9.2 innings last year.
- The Hokies are looking for big things from freshman **Heather Lowry**, who earned first-team all-state honors in Georgia as a senior. She's a hard thrower who has a lot of movement on her pitches. She must continue to adjust to the college game and add strength, but could be a good player for the Hokies.

COACH McVAY ON THE PITCHERS

"It's been exciting to step in and work with such a talented group. All four of them have come a long way since the beginning of the fall and I'm excited to see what the season holds. Although Angela Tincher is solid and healthy and leading the way, Ashley Thatcher, Karie Morrison and Heather Lowry are going to be the ones who determine our success this season. Karie Morrison and Ashley Thatcher are veterans who want the ball and will be ready at any moment to step in and do their job well. Heather Lowry is a talented freshman who will only top off the fabulous four!"

CATCHERS

RETURNERS

No.	Name	Cl.-Exp.	Pos.	Notes
9	Kelsey Hoffman	Jr.-2L	C	37 GS, .231 BA, 24 H, 5 2B, 12 RBI
11	Kelsy Rokey	So.-1L	C	26 GS, .200 BA, 4 2B, 2 HR, 6 RBI
24	Morgan Harris	So.-1Y	C	4 GP, 1 H, 1 RBI



Kelsey Hoffman

HEADLINES

- Both of Tech's starters return to handle a talented pitching staff.
- Junior **Kelsey Hoffman** brings the most experience to the position. She's a strong defensive catcher who calls a good game. Last year, she started 37 games and recorded 24 hits at the plate.
- **Kelsy Rokey** will again split time as the starter with Hoffman behind the plate. The Arizona native has a very strong arm and some pop in her bat. She must continue to work on her defensive skills, but has improved greatly.
- **Morgan Harris** is a Virginia product who brings a good work ethic to the team. She will help with the pitching staff, serving as the bullpen catcher. Harris played some last year, but will likely redshirt this year.

COACH THOMAS ON THE CATCHERS

"This should be a position that becomes our strong suit by spring break. Both Kelsey Hoffman and Kelsy Rokey split time behind the dish last year, and I expect them to pick it up a notch from last year. They both looked really good in the fall handling the pitching staff. At the plate, Hoffman is more of a line drive/positive contact hitter while Rokey has the potential to hit the long ball. Both played with a lot of confidence in the fall and I hope that will translate to leadership on the field this spring. With such a talented pitching staff, this is a critical position for us. We are planning on redshirting Morgan Harris this year for future availability."



scot THOMAS

- **POSITION:** HEAD COACH
- **SEASON:** 12th
- **ALMA MATER:** EAST TENNESSEE STATE
- **YEAR:** 1991
- **HOMETOWN:** BLACKSBURG, VA.
- **RECORD:** 385-272



★ 1999 Atlantic 10 Coach of the Year ★
 ★ 1999, 2000, 2002 & 2005 VaSID State Coach of the Year ★

Now entering his 12th season, Scot Thomas has positioned Hokie softball as one of the most respected programs, not only in the state and region, but on the national map as well. With eight winning seasons under his belt, including two straight NCAA Regional appearances, Thomas will look to take a young, but talented, group back to the postseason.

Last year, the Hokies won 39 games and were a No. 2 seed at the Knoxville Regional, despite starting seven sophomores or freshmen down the stretch. He helped coach Tech's first-ever softball All-American, as well as five all-region, four all-conference and seven all-state selections. The season also saw the Hokies ranked in four separate USA Softball/ESPN.com regular season polls, also a first.

In 2005, Tech picked up 44 wins and was selected to the NCAA Tournament, a first in the program's history. After finishing seventh in the

Year	Overall	Conference
1996	16-32	6-10 (Atlantic 10)
1997	24-32	8-8 (Atlantic 10)
1998	32-31	8-8 (Atlantic 10)
1999	54-16	14-2 (Atlantic 10)
2000	41-22	12-4 (Atlantic 10)
2001	36-23	12-8 (BIG EAST)
2002	42-18	12-8 (BIG EAST)
2003	21-29	6-12 (BIG EAST)
2004	36-23	9-11 (BIG EAST)
2005	44-25	4-13 (ACC)
2006	39-21	12-4 (ACC)
Overall: 385-272 (103-88)		

conference, the Hokies made a dramatic run to the championship game to secure the bid. Three players earned all-region honors and over two dozen school records were broken by either the team or individuals.

In 2004, he led Tech to its sixth winning season while picking up his 300th win. Three players earned ALL-BIG EAST honors while two took home all-region accolades as Tech posted a 36-23 record.

Thomas became Tech's first head softball coach when he was hired on July 7, 1995. Since that time, he has recorded 385 wins, averaged 35 wins per season and made the conference tournament championship game five times.

The Hokies finished a spectacular 1999 season ranked 25th in the nation with a 54-16 record. In just its fourth year as a varsity sport, the team placed second at the A-10 tournament, falling to Massachusetts for the second year in a row. For his team's play, Thomas was named the Atlantic 10 Coach of the Year. Tech's hopes for a regional at-large bid were denied, but it did receive the national attention it had been working for. An upset of



Scot Thomas with his wife, Carolyn, along with Eliza and Andrew.

Thomas' Career Milestones

Wins	Date	Opponent	Score
1	March 15, 1996	Maryland-Eastern Shore	9-1 (5)
25	March 12, 1997	Liberty	4-0
50	March 11, 1998	Yale	8-0 (5)
75	Feb. 26, 1999	George Mason	1-0
100	April 2, 1999	Saint Peter's	7-1
150	April 8, 2000	Massachusetts	3-1
200	April 29, 2001	St. John's	2-1
250	March 14, 2003	St. Bonaventure	9-7
300	April 27, 2004	Virginia	6-3 (8)
350	Feb. 19, 2006	Charlotte	10-2 (5)

No. 4 Michigan highlighted the season. Tech finished the year undefeated at home and 14-2 in Atlantic 10 play, losing only to UMass. The Hokies had the third-longest winning streak in the nation at 26, and at one point won 35 of 36 games.

In 2000, his first recruiting class left its mark on the program as the Hokies went 41-22 and finished second in the A-10 Tournament. Atlantic 10 Player of the Year and two-time GTE National First-Team Academic All-American Michelle Meadows led the team both on the field and off.

In 2002, Thomas led the Hokies to their third 40-win season and a runner-up finish at the BIG EAST Softball Championship.

While success on the field is important, Thomas also places a strong emphasis on success in the classroom. In 11 seasons, he has had four players earn Academic All-America honors. Michelle Johnson made the 1998 second-team squad while Meadows was a three-time selection, the last two being on the first team. Following the 2002 season, Ashlee Dobbe earned first-team honors and last year, Angela Tincher made the second team with her impressive GPA to go along with second-team NFCA All-America honors.

In the 1999-2000 season, the Hokies finished tied for ninth in the nation for team grade point average. That team posted an average GPA of 3.28, tying the Hokies with Southeast Missouri State.

Respected by many, Thomas has been named the Virginia State Coach of the Year by the Virginia Sports Information Directors (VaSID) four times (1999, 2000, 2002 & 2005). He has had over 22 different players named to the all-state team, including at least three on every team in eight of the last nine seasons.

Thomas graduated from East Tennessee State University in 1991 with a bachelor's in physical education. He is on the Louisville Slugger advisory staff for the 11th straight year. In the past, he has served as the BIG EAST Conference's representative for the NFCA weekly top 25 poll and was a voter in the ESPN/USA Softball Top 25 poll this past year. He was also selected to be the head coach of a group of local collegiate all-stars who took on the U.S. Olympic Softball Team in Salem, Va., in the summer of 2004.

Thomas is also an active ballplayer in the fastpitch world, playing in the ASA Men's B Nationals in 2003 and the NSA World Series in 2004 and 2005.

A native of Blacksburg, Va., Thomas graduated from Blacksburg High where he was a member of the football and baseball teams. He is married to the former Carolyn Croy, a Tech graduate from Blacksburg. The couple has a son, Andrew Scot, who is 9, and a daughter, Eliza Leigh, who turned 5 in November.



al BRAUNS

- **POSITION:** ASSISTANT COACH
- **SEASON:** NINTH
- **ALMA MATER:** PENN STATE
- **YEAR:** 1973
- **HOMETOWN:** UNIONTOWN, PA.



Al Brauns enters his ninth year as an assistant for the Hokies. His responsibilities include working primarily with the infielders, as well as helping with the outfielders and hitters. He also is in charge of field maintenance, travel, equipment and has a heavy hand in recruiting.

Brauns is a familiar face in Hokie sports, holding a position with the Virginia Tech athletics department for three years prior to joining the softball staff. Under his direction, numerous players have earned all-state, all-conference and all-region honors. Bronwyn Blair, a four-year starter in centerfield, was drafted by the Tampa Bay FireStix of the WPSL in 2001. Last year, he coached Kelly Brown to her third All-Northeast Region squad and freshman Jessica Everhart to All-ACC and all-region honors.

Last season, the outfield had a fielding percentage of .952, recording seven outfield assists and committing just six errors all year. Everhart led the way with four assists.

This year, four players with starting experience return in the outfield, including Everhart, the state's rookie of the year last season, Callie Rhodes, who set the school record for career stolen bases last year, Caroline Stolle, who has started 91 games in left field over the past two years, and Beth Walker, who can play left field, but saw most of her action at first base last year as a freshman.




Brauns started playing fastpitch in the 1960s and finished his career playing with a men's major team from 1970-74. In the summer of 2003, he coached a men's fastpitch team to a 17th-place national tournament finish where his catcher was Tech head coach Scot Thomas.

Brauns is originally from Uniontown, Pa., and graduated from Penn State in 1973 with a degree in criminology. Brauns and his wife, Michelle, have one child, Adam, who is 14 years old. He also has two other sons, Eric, 38, and Jason, 32. He has two grandchildren, Alaina and Allison.



tiffany McVAY

- **POSITION:** ASSISTANT COACH
- **SEASON:** FIRST
- **ALMA MATER:** EAST TENNESSEE STATE
- **YEAR:** 2004
- **HOMETOWN:** SODDY DAISY, TENN.



Tiffany McVay is in her first season with the Virginia Tech softball program, serving as the Hokies' pitching coach.

McVay played collegiately at East Tennessee State University, where she was a member of the Bucs' inaugural team. An all-conference player in 2003, she still holds the school's single-season records for lowest ERA, wins, saves, complete games and shutouts. She also holds the career records for innings pitched, strikeouts, shutouts and wins.

She was equally talented at the plate, hitting 16 home runs and driving in 68 runs in her career. She also had 43 stolen bases, a .388 slugging percentage, scored 99 runs and amassed 250 total bases.

McVay was a two-time Southern Conference Pitcher of the Week and was a three-time MVP of the ETSU squad. She made the all-tournament team at



the 2003 Western Kentucky Tournament, as well as the all-tourney team at the 2003 SoCon Tournament.

McVay, who played from 2001-2004, has spent the past two years as a professional pitching coach in Virginia, North Carolina and Tennessee.

McVay graduated from East Tennessee State in 2004 with a B.S., in dietetics and food management.

She married Derek McVay, who is enrolled in the Virginia College of Osteopathic Medicine (VCOM), in 2002. The couple resides in Christiansburg.

Alan Bayse • Volunteer Assistant



Alan Bayse is in his first year as a volunteer assistant coach for the Hokies.

The former head coach at Roanoke College went 289-100 in nine years at the helm, guiding the Maroons to six ODAC titles and to the NCAA Division III Tournament six times in seven years.

The five-time ODAC Coach of the Year is a 1979 graduate of Radford University. In 2000, Bayse and his staff were named Speedline/NFCA Division III Coaching Staff of the Year.

Bayse will work primarily with the outfielders at Virginia Tech.



karie MORRISON

#10

- **POSITION:** PITCHER
- **CLASS:** SENIOR
- **HEIGHT:** 5-6
- **B/T:** R/R
- **HOMETOWN:** GREAT FALLS, VA. (PARK VIEW)

• A senior pitcher who will be counted on for quality innings this year

- Needs to be a leader on a young squad
- Looking to finish her career on a high note

2006: Saw action in five contests, starting three ... Threw 8.2 innings on the year ... Went 0-1 with a 6.46 ERA ... Allowed 13 hits and eight earned runs ... Walked nine and struck out two ... Named to the 2005-06 ACC Academic Honor Roll.

Career Highs

- IP:** 7.0 (four times)
- SO:** 7 vs. Buffalo (2/13/04)
- WP:** 2 (twice)
- PO:** 2 (twice)
- A:** 4 (twice)
- AB:** 1 vs. BC (3/27/04)

2005: Served as Tech's No. 3 pitcher ... Was 5-3 on the season with an ERA of 3.58 ... Started nine games and appeared in 18 games ... Picked up one save ... Pitched 60.2 innings with 33 strikeouts ... Gave up 31 earned

runs, 72 hits and 22 walks ... Combined with Angela Tincer to no-hit St. Bonaventure ... Struck out a season-high six batters against James Madison and Stetson ... Picked up a save against Liberty ... Gave up 14 doubles, two triples and four home runs ... Had five wild pitches and a hit batter ... Named to the 2004-05 ACC Academic Honor Roll.

2004: Appeared in 26 games as a true freshman, starting 12 ... Went 8-3 with an ERA of 3.14 ... Threw 80.1 innings, striking out 60 ... Allowed 83 hits and 40 runs — 36 earned — while walking 34 ... Struck out seven and gave up just two hits in her collegiate debut against Buffalo ... Had three complete games and one shutout ... Also had one combined shutout ... Suffered a rib injury early in the season and didn't fully recover until late in the season.

High School: Lettered four times at Park View High School for Coach Beth Walker ... Named the Coaches' AA State Player of the Year as a senior ... Was all-district and all-region all four years ... Named first-team all-state as a junior and senior ... Was named to *The Washington Post* All-Met team three times ... Named *The Washington Post's* All-Met Player of the Year as a senior ... Threw a Virginia-record 110 consecutive scoreless innings as a senior ... Holds school records in career victories and strikeouts ... Pitched Park View's only four perfect games in school history ... Had eight no-hitters ... Led her team to a state AA title as a junior and a runner-up finish as a senior ... Won over 60 games in high school.

Personal: Karie Nicole Morrison ... Born April 30, 1985, in Fairfax, VA ... Daughter of Karl and Janet Morrison ... Has one brother, Kevin ... Majoring in psychology.



KARIE'S CAREER STATS

Year	ERA	W-L	App	GS	CG	SHO/CBO	SV	IP	H	R	ER	BB	SO	2B	3B	HR	BF	B/Avg	WP	HBP	SFA	SHA
2004	3.14	8-3	26	12	3	1/2	0	80.1	83	40	36	34	60	19	1	5	373	.255	6	4	1	9
2005	3.58	5-3	18	9	3	0/3	1	60.2	72	42	31	22	33	14	2	4	282	.290	5	1	2	9
2006	6.46	0-1	5	3	0	0/1	0	8.2	13	10	8	9	2	6	0	1	50	.361	1	1	1	3
TOTAL	3.52	13-7	49	24	6	1/6	1	149.2	168	92	75	65	95	39	3	10	705	.276	12	6	4	21



callie RHODES

#13

- **POSITION:** OUTFIELD
- **CLASS:** R-SENIOR
- **HEIGHT:** 5-6
- **B/T:** L/R
- **HOMETOWN:** BROADWAY, VA. (BROADWAY)

★ 2006 VaSID All-State First Team at Designated Player ★

- A catalyst at the top of the order
- Saw most of her action at DP last year, but could work her way into left field this season
- A threat on the bases every time she gets on
- The school career and single-season recordholder in stolen bases

2006: Was a sparkplug at the top of the order all season ... Named first-team all-state by VaSID as the designated player ... Ranked among the nation's leaders in stolen bases per game at .59 ... Finished seventh in the country in that category and led the ACC ... Broke her own school record by stealing 34 bases on the year ... Went 34-for-38 on swipe attempts ... Hit .323 with 62 hits ... Had two doubles and a triple ... Drove in 10 runs and scored 32 runs ... Drew 14 walks and was hit four times ... Scored a team-high 10 game-winning runs ... Had two game-winning hits ... Drove in the game-winning run in the 12th inning with a single up the middle to lead Tech to a 1-0 win over No. 19 Louisville in the NCAA Regionals ... Had another game-winning hit against Furman ... Kept Tech alive with a clutch two-out hit in extra innings against Radford to tie the game ... Finished third in the ACC in hits per game ... In conference-only games, finished eighth in hits per game, eighth in runs per game, ninth in triples per game and tops in stolen bases per game ... Named to the 2005-06 ACC Academic Softball Team.

2005: Played just six games before sustaining a knee injury that forced her to the sideline for the remainder of the season ... Was granted a medical redshirt ... Had five hits in 18 at bats with three stolen bases before the injury ... Had two stolen bases against Iowa and one against Stetson ... Named to the 2004-05 ACC Academic Honor Roll.

2004: Had one of the biggest turnarounds of anyone on the team ... Played in 56 games, starting 53 in left field ... Set new school records for stolen bases (31) and attempts (34) in a season ... Finished 24th in the nation in stolen bases per game (0.55) ... Batted .302 on the season with 48 hits ... Scored 23 runs ... Had four sacrifice bunts ... Recorded two doubles, a triple and drove in 10 runs ... Had a nine-game hitting streak, the longest on the team ... Led the BIG EAST Conference in stolen bases ... Had 62 putouts and three assists ... Drew four walks ... Had 14 multiple-hit games, second on the team ... Named to the BIG EAST Academic All-Star team.

2003: Played in 41 games ... Ended up starting 14 games in left field ... Led the team in batting average at a .355 clip ... Had 11 hits in 31 at bats ... Scored 15 runs ... Had one sacrifice bunt ... Led the team with 13

stolen bases in 16 attempts ... Finished the season recording hits in seven of the final 11 games ... Finished seventh in the BIG EAST Conference with 13 stolen bases ... Named to the BIG EAST Academic All-Star team.

High School: Lettered four times at Broadway High School for Coach Dennis Marsteller ... Was the Valley District Player of the Year as a senior ... A four-time, first-team all-district selection ... Was named first-team all-region her final three seasons ... Also named first-team all-state her final season ... As a junior, was named honorable mention all-state ... Was named second-team all-state as a sophomore and second-team all-region as a freshman ... Was class president of her senior class.

Personal: Callie Rae Rhodes ... Born October 9, 1983, in Harrisonburg, VA ... Daughter of Jim Rhodes and the late Ellen Rhodes ... Has one sister, Jenna, who is a sophomore on the softball team ... Majoring in communication.

Career Highs

- AB:** 6 vs. Louisville (5/19/06)
- R:** 3 (twice)
- H:** 4 vs. UNC Greensboro (2/19/06)
- Hit Streak:** 9 games (2004)
- RBI:** 2 vs. Campbell (2/20/04)
- 2B:** 1 (four times)
- 3B:** 1 (twice)
- BB:** 2 (twice)
- SB:** 2 (14 times)
- PO:** 5 vs. Campbell (2/20/04)
- A:** 1 (three times)



2005 & 2006 NCAA Regional Participant

CALLIE'S CAREER STATS

Year	Avg	GP-GS	AB	R	H	2B	3B	HR	RBI	TB	SLG%	BB	HBP	SO	GDP	OB%	SF	SH	SB-ATT	PO	A	E	FLD%
2003	.355	41-14	31	15	11	0	0	0	1	11	.355	3	0	9	0	.412	0	1	13-16	6	0	0	1.000
2004	.302	56-53	159	23	48	2	1	0	10	52	.327	4	1	17	0	.323	0	4	31-34	62	3	3	.956
2005	.278	6-6	18	1	5	0	0	0	0	5	.278	0	2	7	0	.350	0	1	3-3	5	0	2	.714
2006	.323	58-58	195	32	63	2	1	0	10	67	.344	14	4	30	0	.380	0	5	34-38	4	0	0	1.000
TOTAL	.315	161-131	403	71	127	4	2	0	21	135	.335	21	7	63	0	.360	0	11	81-91	77	3	5	.941



ashley THATCHER

#7

- **POSITION:** PITCHER/UTILITY
- **CLASS:** SENIOR-TRANSFER
- **HEIGHT:** 5-9
- **B/T:** R/R
- **HOMETOWN:** GREAT FALLS, MONT. (GREAT FALLS/SHASTA COLLEGE)

- Has improved immensely from last year to this season
- Will be counted on for quality innings this year
- Pitched 8.2 innings in the fall, striking out six and posting an ERA of 2.42
- Could be an integral part of the rotation if she continues to progress

2006: Saw action in six games ... Had a hit in three at bats with a walk ... Scored one run ... Threw 1.0 inning, giving up four earned runs.

JUCO: Attended Shasta College in Redding, CA for two seasons ... Was a 2005 Louisville Slugger/NFCA CalJC first-team All-America selection ... The two-time Golden Valley Conference Pitcher of the Year ... Hit a school-record 16 home runs in two seasons, batting .364 ... Also had 53 RBI, 17 doubles, seven triples and 57 runs scored ... In the circle, posted a school-record 48 wins and 0.72 ERA ... Pitched 399 innings, striking out 331 ... Her final season, won 31 games, a new school record, with 211 strikeouts in 250 innings ... Also hit .365 with a league-leading eight home runs ... Set a school record with a .051 ERA her first season ... Also named first-team Golden Valley Conference pitcher and first-team all-state ... A two-time selection to the jucaltransfer.com all-state team ... Named the Northern California Pitcher of the Year.

High School: Lettered four times for Coach Jerry Olson at Great Falls High ... Was named first-team all-conference.

Personal: Ashley Ann Thatcher ... Born May 17, 1984, in Butte, MT ... Daughter of John and Deb Thatcher ... Has two brothers, Luke and Noah ... Enrolled in sociology.



Career Highs

- AB:** 1 (three times)
- H:** 1 vs. Charlotte (2/19/06)
- BB:** 1 vs. Furman (2/12/06)
- IP:** 1.0 vs. Radford (3/1/06)
- WP:** 1 vs. Radford (3/1/06)
- PO:** 1 vs. Charlotte (2/19/06)

ASHLEY'S CAREER STATS

Year	Avg	GP-GS	AB	R	H	2B	3B	HR	RBI	TB	SLG%	BB	HBP	SO	GDP	OB%	SF	SH	SB-ATT	PO	A	E	FLD%
2006	.333	7-0	3	1	1	0	0	0	0	1	.333	2	0	1	0	.600	0	0	0-0	1	0	0	1.000
Year	ERA	W-L	App	GS	CG	SHO/CBO	SV	IP	H	R	ER	BB	SO	2B	3B	HR	BF	B/Avg	WP	HBP	SFA	SHA	
2006	28.00	0-0	1	0	0	0/0	0	1.0	1	4	4	1	0	0	0	1	7	.250	1	2	0	0	



kelsey HOFFMAN

#9

- **POSITION:** CATCHER
- **CLASS:** JUNIOR
- **HEIGHT:** 5-6
- **B/T:** R/R
- **HOMETOWN:** TEQUESTA, FLA. (W.T. DWYER)

- A very good defensive catcher
- Will again be one of the starting catchers
- Calls a good game and receives the pitches well
- Batted .333 in the fall, putting the ball in play consistently

2006: Split time as the starting catcher ... Also saw action as the designated player ... Started 37 games, playing in 44 ... Batted .231 with five doubles, 12 RBI and seven runs scored ... Had 104 at bats ... Drew 13 walks and struck out just 11 times ... Laid down seven successful sacrifice bunts ... Had one sac fly ... Had just three errors in 371 chances ... Scored the game-winning run at Furman ... Got the 12th-inning rally going with a single up the middle against No. 19 Louisville in Tech's 1-0 win at NCAA Regionals.

2005: Saw action at three different spots — catcher, third base and first base — as well as the designated player ... Played in 60 games, starting 49 ... Batted .239 with 34 hits ... Had seven doubles, one home run and 20 RBI ... Had a big home run in the win over Troy ... Picked up three RBI against St. Bonaventure.

High School: Lettered four times at W.T. Dwyer High School for Coach John Lott ... Named second-team all-county for the 6A-5A-4A level by the *Florida Sun Sentinel* as a senior ... Helped lead Dwyer to a 1-0

win over Bartow, which was ranked No. 3 in the nation at the time and went on to win the State Class 4A title ... Was named honorable mention all-conference and second-team all-area as a junior ... Was also awarded her team's "Hardest Worker" award by the coaches ... Was honorable mention all-conference and was a top performer, as named by the *Florida Sun Sentinel*, as a freshman ... Was an active member of the Academy of Finance and Future Business Leaders of America ... Was also secretary of the National Honor Society at Dwyer while also participating in soccer and volleyball ... Was Editor-in-Chief of the school newspaper in the 2002-2003 school year and was a reporter for the *Academy Update*.

Personal: Kelsey Liane Hoffman ... Born February 2, 1986, in Palm Beach Gardens, FL ... Daughter of Charles and Dana Hoffman ... Has two sisters, Alana and Aynsley ... Majoring in communication.

Career Highs

- AB:** 5 vs. Louisville (5/19/06)
- R:** 1 (13 times)
- H:** 3 vs. Marshall (3/22/06)
- RBI:** 3 vs. St. Bonaventure (3/19/05)
- 2B:** 1 (11 times)
- HR:** 1 vs. Troy (3/5/05)
- BB:** 2 (twice)
- SB:** 1 (twice)
- PO:** 19 vs. Louisville (5/19/06)
- A:** 3 (twice)



KELSEY'S CAREER STATS

Year	Avg	GP-GS	AB	R	H	2B	3B	HR	RBI	TB	SLG%	BB	HBP	SO	GDP	OB%	SF	SH	SB-ATT	PO	A	E	FLD%
2005	.239	60-49	142	6	34	7	0	1	20	44	.310	15	2	17	3	.317	2	3	2-2	126	21	3	.980
2006	.231	44-37	104	7	24	5	0	0	12	29	.279	13	0	11	1	.314	1	7	0-0	345	23	3	.992
TOTAL	.236	104-86	246	13	58	12	0	1	32	73	.297	28	2	28	4	.315	3	10	2-2	471	44	6	.988

2005 & 2006 NCAA Regional Participant



stephanie SAVRE

#23

- **POSITION:** FIRST BASE
- **CLASS:** JUNIOR
- **HEIGHT:** 5-7
- **B/T:** L/L
- **HOMETOWN:** SIMI VALLEY, CALIF. (WESTLAKE)

- A left-handed power hitter
- Has all the tools to be a great player
- A solid first baseman who also has an accurate arm
- Possesses a good eye at the plate
- Needs to put everything together and be a consistent contributor to the team

2006: Played in and started 42 games ... Led the team in RBI with 34, despite being suspended for the final 13 games of the season ... Had five home runs, second on the team ... Batted .298 on the year with 36 hits ... Had seven doubles and drew 16 walks ... Had three sacrifice bunts and one sac fly ... Recorded seven game-winning hits, tied for the team high ... Hit a walk-off, two-run home run in the ninth inning against Radford ... Hit a three-run home run against NC State ... Was 10th in the ACC in walks per game in conference contests.

2005: Played in 62 games, starting 58 ... Had nine home runs, second on the team ... Batted .268, fourth-best on the team ... Had 45 hits, eight doubles and 39 RBI ... Scored 23 runs ... Drew 26 walks, second-most on the team ... Also drew four catcher's interferences ... Had a walk-off grand slam in Tech's 9-5 win over 18th-ranked Georgia Tech ... Had three games with four RBI and a season-

Career Highs

- AB:** 6 vs. Florida St. (5/12/05)
- R:** 2 (five times)
- H:** 3 vs. Stetson (2/12/05)
- RBI:** 5 (twice)
- 2B:** 1 (13 times)
- HR:** 1 (14 times)
- BB:** 2 (five times)
- PO:** 11 (twice)
- A:** 3 vs. Maryland (4/9/06)

high five RBI against Georgia Tech ... Cracked a home run at the NCAA Regionals against Miami.

High School: Played four years for Coach Gary Fetman at Westlake High ... Named first-team All-Marmonte League, Division I as a junior ... Was named first-team All-Marmonte League, Division II and first-team All-Ventura County as a sophomore ... Also named second-team All-C.I.F., Division II and the Marmonte League Offensive Player of the Year that season, leading the league in triples with seven ... Was also named the league's offensive player of the year as a freshman ... Played for the California Cruisers — one of the best 18-and-under teams in the country — and helped the Cruisers win the Independence Day 18U Tournament in Boulder, CO in 2003 ... Played for the Southern Cal A's her final summer.

Personal: Stephanie Marie Savre ... Born January 28, 1986, in Panorama City, CA ... Daughter of Randy and Kathie Savre ... Has one sister, Danielle, who is an actress and has appeared in "CSI: Crime Scene Investigation", "X-Files" and had recurring roles in "Summerland" and "Heroes" ... Majoring in communication.



STEPHANIE'S CAREER STATS

Year	Avg	GP-GS	AB	R	H	2B	3B	HR	RBI	TB	SLG%	BB	HBP	SO	GDP	OB%	SF	SH	SB-ATT	PO	A	E	FLD%
2005	.274	62-58	164	23	45	8	0	9	39	80	.488	26	2	39	1	.378	1	3	0-0	360	27	7	.982
2006	.298	42-42	121	9	36	7	0	5	34	58	.479	16	2	17	1	.386	1	3	0-0	178	13	5	.974
TOTAL	.284	104-100	285	32	81	15	0	14	73	138	.484	42	4	56	2	.381	2	6	0-0	538	40	12	.980



caroline STOLLE

#12

- **POSITION:** OUTFIELD
- **CLASS:** JUNIOR
- **HEIGHT:** 5-5
- **B/T:** R/R
- **HOMETOWN:** CHESTER, VA. (L.C. BIRD)

- A former invited walk-on who has been a steady contributor
- Has started 104 games in her first two seasons
- Will challenge for the starting left field spot again this season
- Underwent off-season surgery on both feet, but is expected back at 100 percent for her junior campaign
- Hit .333 with a home run and four RBI in the fall

2006: Started 42 games, playing in 48 ... A regular starter in left field ... Had 113 at bats with 24 hits ... Had seven doubles and 15 RBI ... Scored 16 runs ... Was 2-for-3 on stolen bases ... Drew 13 walks ... Scored three game-winning runs and had three game-winning hits ... Scored the game-winner in Tech's 1-0 win over Maryland at the ACC Tournament ... Named to the 2005-06 ACC Academic Softball Team.

2005: Started 62 games, including 49 in left field ... Batted .249 with 43 hits, including eight home runs, nine doubles and 20 RBI ... Had seven stolen bases and 15 walks ... Had two home runs against Radford, going 3-for-3 ... Hit a walk-off home run against Winthrop ... Hit a home run in the NCAA Regionals against Miami University.

High School: Lettered four times in softball for Coach Crystal Barker at Lloyd C. Bird High School ... Hit .409 with 29 hits as a senior, earning first-team all-state AAA honors as an infielder ... Was named the Dominion District and Central Region co-player of the year in her final season ... Was named all-Metro as both a senior and a junior by the *Richmond Times-Dispatch* ... Earned all-state honors as a defender her senior year in field hockey.

Personal: Caroline Brooke Stolle ... Born October 2, 1986, in Binghamton, NY ... Daughter of Robert and Robin Stolle ... Brother, Jared, graduated from Tech and was a member of the Corps of Cadets ... Majoring in psychology.

Career Highs

- AB:** 6 vs. Florida St. (5/12/05)
- R:** 3 vs. Jacksonville (3/8/05)
- H:** 3 (twice)
- RBI:** 4 vs. Furman (2/12/06)
- 2B:** 2 vs. Ohio (4/23/05)
- HR:** 2 vs. Radford (3/31/05)
- BB:** 3 vs. NC State (3/26/06)
- SB:** 2 vs. UNC Greensboro (2/19/06)
- PO:** 3 (three times)
- A:** 3 (three times)



CAROLINE'S CAREER STATS

Year	Avg	GP-GS	AB	R	H	2B	3B	HR	RBI	TB	SLG%	BB	HBP	SO	GDP	OB%	SF	SH	SB-ATT	PO	A	E	FLD%
2005	.249	64-62	173	28	43	9	0	8	20	76	.439	15	1	46	0	.312	0	5	7-8	38	17	5	.917
2006	.212	48-42	113	16	24	7	0	0	15	31	.274	13	0	16	0	.294	0	2	2-3	41	0	3	.932
TOTAL	.234	112-104	286	44	67	16	0	8	35	107	.374	39	1	62	0	.305	0	7	9-11	79	17	8	.923

2005 & 2006 NCAA Regional Participant



angela TINCHER

#1

- **POSITION:** PITCHER
- **CLASS:** JUNIOR
- **HEIGHT:** 5-7
- **B/T:** R/R
- **HOMETOWN:** EAGLE ROCK, VA. (JAMES RIVER)



- ★ 2006 World University Games Participant, selected by USA Softball ★
- ★ 2006 Louisville Slugger/NFCA NCAA Second-Team All-American ★
- ★ 2006 ESPN the Magazine Academic All-America Second Team ★
- ★ 2006 USA Softball Player of the Year Finalist ★
- ★ 2006 NFCA All-Northeast Region First Team Pitcher ★
- ★ 2006 ACC Pitcher and Player of the Year ★
- ★ 2006 ACC First Team ★
- ★ 2006 VaSID Pitcher of the Year ★
- ★ 2006 VaSID All-State First Team Pitcher ★
- ★ 2006 ESPN the Magazine Academic All-District III First Team ★

first ... First-team All-ACC ... Earned *ESPN the Magazine* second-team Academic All-America accolades, as well as Academic All-District III first-team honors ... Went 26-9 on the season with a 1.01 ERA ... Her 26 wins ranked her 23rd nationally and her ERA was 12th-best in the country ... Pitched 256.1 innings, starting 33 contests ... Had a school- and ACC-record 504 strikeouts ... Allowed just 37 earned runs on the season ... Walked 100 and gave up 15 home runs ... Had three saves ... Had four no-hitters and 30 double-digit strikeout performances ... Had 10 shutouts ... Named the NFCA/Louisville Slugger National Player of the Week on March 7 ... Finished second in the nation in Ks/7 IP 13.8, trailing only Texas' Cat Osterman ... Was a four-time ACC Player of the Week ... No-hit UNC Greensboro on April 25, striking out 18 ... No-hit Virginia on March 18, striking out 18 ... Twirled a nine-inning no-hitter against Radford, striking out 20 ... Tossed a no-hitter against Furman in the season opener, striking out 13 ... Struck out 19 in a 12-inning, 1-0 shutout win over No. 19 Louisville in the first game of the NCAA Regionals, giving up just three hits ... Picked up MVP honors at the Charlotte Tournament after going 1-0 with a save, pitching 10.0 innings, striking out 25 (19 against UNCG) and allowing just two hits ... Struck out 29 in 12.0 innings at the Coastal Carolina Tournament, including 17 against Coastal Carolina ... At the UNLV Invitational, struck out a school-record 26 batters in an 11-inning win over Nevada and 18 in Tech's upset win over No. 12 Arizona State, helping her land ACC Player of the Week honors once again and National Player of the Week accolades ... Named to the 2005-06 ACC Academic Softball Team and first-team VaSID Academic All-State.

Career Highs

- IP:** 12.2 vs. Florida St. (5/12/05) (SCHOOL RECORD)
- SO:** 26 vs. Nevada (3/3/06) (SCHOOL RECORD)
- R:** 6 (twice)
- ER:** 6 (twice)
- H:** 9 by Maryland (3/26/05)
- WP:** 4 vs ETSU (3/20/05)
- HBP:** 4 vs. Virginia (5/11/06)
- BB:** 7 vs. Virginia (3/18/06)
- PO:** 2 (twice)
- A:** 4 vs. Bethune-Cookman (3/12/05)

2006: A second-team All-American by Louisville Slugger/NFCA, the first in Tech's softball history ... Was one of 10 finalists for the USA Softball National Player of the Year ... An NFCA first-team All-Northeast Region selection ... Also named to the Virginia Sports Information Director's (VaSID) All-State team ... Earned all-tournament honors at the ACC Championship after setting four records ... Led the ACC with a 1.06 ERA, ranking her 19th nationally ... Went 21-9 on the season with 349 strikeouts and three saves ... Finished first

- Tech's first All-American in softball
 - Has to find a way to stay healthy the entire season
 - Is the top returning strikeout/7 IP pitcher in the nation
 - One of three pitchers last year to top 500 strikeouts for the season
 - Was one of 17 players selected by USA Softball to participate in the 2006 World University Games in Taiwan, helping lead them to a gold medal
 - Needs 74 strikeouts to break the Tech career record as just a junior
- International:** One of four pitchers on USA Softball's World University Games team ... Helped the team to a gold medal at the Championships in Tainan City, Taiwan ... Went 1-0 with a 1.02 ERA and 16 strikeouts ... Made four appearances, pitching 13.2 innings, allowing two earned runs ... Picked up the win in relief against Japan in pool play.

2006: A second-team All-American by Louisville Slugger/NFCA, the first in Tech's softball history ... Was one of 10 finalists for the USA Softball National Player of the Year ... An NFCA first-team All-Northeast Region selection ... Also named to the Virginia Sports Information Director's (VaSID) All-State team ... The state's pitcher of the year, as voted on by the state's SIDs ... The ACC Pitcher and Player of the Year, a conference

ANGELA'S CAREER STATS

Year	ERA	W-L	App	GS	CG	SHO/CBO	SV	IP	H	R	ER	BB	SO	2B	3B	HR	BF	B/Avg	WP	HBP	SFA	SHA	PO	A	E	FLD%
2005	1.06	21-9	36	30	18	4/2	3	204.1	108	47	31	69	349	20	3	11	810	.152	22	11	2	17	4	43	1	.979
2006	1.01	26-9	45	33	28	10/0	3	256.1	89	51	37	100	504	10	0	15	996	.104	33	19	2	20	4	30	0	1.000
TOTAL	1.03	47-18	81	63	46	14/2	6	460.2	197	99	68	169	853	30	3	26	1806	.126	55	30	4	37	8	73	1	.988



in the ACC and third in the nation in strikeouts per seven innings (12.0) ... Allowed just 31 earned runs and 69 walks ... Missed three weeks with a pair of stress fractures in her left fibula ... Returned for the ACC Tournament, where she went 4-1 ... Set a new championship record with 21 strikeouts against Florida State in the opening round, coming in 12.2 innings pitched ... Also set records for innings pitched (39.0), strikeouts in the tournament (62) and strikeouts in a seven-inning game (16 vs. Virginia) ... Struck out a then-school record 22 batters in a nine-inning win over Radford ... Had 16 double-digit strikeout performances ... Threw a no-hitter against Maryland in Tech's ACC debut, striking out 16 ... Combined with Karie Morrison to no-hit St. Bonaventure ... Earned all-tournament honors at the Buzz Classic ... Earned consecutive ACC Player of the Week honors on Feb. 21 and 28 ... Named to the 2004-05 ACC Academic Honor Roll.

High School: Lettered three times at James River High School for Coach John Shotwell, leading them to consecutive state titles ... Played one season at Allegheny High before transferring to JRHS ... Had 47 career wins, over 900 strikeouts and 23 career no-hitters ... A two-time first-team all-state selection ... Went 22-2 her senior season, earning state co-pitcher of the year honors from the VHSCA ... Finished with 365 strikeouts on the year, third-best on the



VHSL single-season list ... Threw 10 no-hitters as a senior, a state-record 17 consecutive shutouts and ended the season with 109 consecutive scoreless innings ... Threw 154.2 innings that season, allowing just 22 hits and three earned runs (0.14 ERA) in earning another state title ... Struck out 19 and allowed just one hit in the title game as her team won a nine-inning contest, 1-0 ... Named MVP of the West squad in the VHSLCA All-Star Game after striking out nine in four scoreless innings, giving up a bunt hit ... Was the Gatorade State Player of the Year as a junior after leading her team to a state title ... Was also the state player of the year, as voted on by the VHSCA ... Was 14-1 as a junior, striking out 225 while walking just nine in 101 innings ... Pitched nine no-hitters that season, allowing just two earned runs all season (0.13 ERA) ... Struck out 18 in a 2-1, nine-inning victory in the title game ... Struck out 23 in a 2-1, 13-inning victory over Patrick Henry as a sophomore ... Is the first female from her high school to sign with a Division I program in any sport ... Was selected to play for the Salem All-Stars, a local team that played the U.S. Olympic Softball Team in June of 2004 ... Threw one inning in that game, striking out both Stacey Nuveman — on three pitches — and Tairia Mims Flowers ... Gave up a home run to Jenny Topping ... Was featured in the Aug. 13, 2004 issue of *Sports Illustrated* in the "Faces in the Crowd" section for her superb senior season.

Personal: Angela Susan Tincher ... Born December 16, 1985, in Low Moor, VA ... Daughter of Denny and Susan Tincher ... Has one sister, Abby ... Majoring in finance, insurance and business law.

DOUBLE DIPS

Tincher's Career Strikeout Performances of 10 or More

No.	Opponent	IP	Date
26	Nevada	11.0	3/3/06
22	Radford	9.0	2/23/05
21	Florida State	12.2	5/12/05
20	Radford	9.0	3/1/06
19	UNC Greensboro	7.0	2/19/06
19	#19 Louisville	12.0	5/19/06
18	UNC Greensboro	7.0	4/25/06
18	Virginia	7.0	3/18/06
18	#12 Arizona State	8.0	3/4/06
18	Iowa State	10.0	2/27/05
17	Coastal Carolina	7.0	2/24/06
17	NC State	7.2	3/12/06
16	Virginia	7.0	5/14/05
16	Maryland	7.0	3/25/05
16	NC State	9.0	3/26/06
15	UT-Chattanooga	7.0	3/9/06
15	East Tennessee State	7.0	3/20/05
14	Liberty	5.0	4/6/05
14	Marshall	5.1	3/22/06
14	Ohio	6.0	4/12/06
14	East Tennessee State	6.0	3/18/05
14	Virginia	7.0	5/11/06
14	Boston College	7.0	4/1/06
13	Furman	6.0	2/12/06
13	Maryland	7.0	5/11/06
13	Florida State	7.0	4/21/06
13	NC State	7.0	3/25/06
13	Radford	7.0	3/31/05
13	Maryland	7.2	4/9/06
12	Virginia	5.0	3/19/06
12	Coastal Carolina	5.0	2/25/06
12	Mississippi State	7.0	3/5/05
12	Coll. of Charleston	7.0	2/25/05
12	Stetson	7.0	2/12/05
11	East Tennessee State	4.0	4/18/06
11	#23 North Carolina	7.0	4/16/06
11	#23 North Carolina	7.0	4/15/06
11	South Carolina	7.0	3/28/06
11	North Carolina	7.0	4/9/05
11	Michigan State	8.0	3/13/05
11	UT-Chattanooga	7.0	2/19/05
10	Marshall	4.0	3/22/06
10	#22 NC State	6.1	5/12/06
10	Boston College	7.0	4/2/06
10	UNLV	7.0	3/5/06
10	Bethune-Cookman	8.1	3/12/05

NCAA DIVISION I ALL-TIME CAREER STRIKEOUT RATIO

(Minimum 8.5 Average, 400 Innings Pitched)

Rank	Name	School	Total K's	Total Inn.	Strikeout Ratio
1	Cat Osterman	Texas	2,265	1,105.67	14.3
2	Angela Tincher	Virginia Tech	853	460.67	13.0
3	Sarah Pauly	Texas A&M-Corpus Christi	1,370	830.00	11.6
4	Monica Abbott	Tennessee	1,716	1,089.67	11.0
	Alicia Hollowell	Arizona	1,768	1,122.00	11.0
6	DeeDee Weiman	UCLA	746	503.33	10.4
7	Jennie Ritter	Michigan	1,205	835.00	10.1
	Brooke Mitchell	Louisiana-Lafayette	1,309	908.67	10.1
	Terri Kobata	Notre Dame	907	629.00	10.1
10	Aubury West	Boston University	910	637.00	10.0
11	Dione Meier	Nicholls State	585	412.00	9.9
12	Courtney Blades	Southern Miss/Nicholls State	1,773	1,261.67	9.8
	Britni Sneed	LSU	1,370	976.33	9.8
	Danielle Henderson	Massachusetts	1,343	959.67	9.8



jessica EVERHART

#8



- **POSITION:** OUTFIELD
- **CLASS:** SOPHOMORE
- **HEIGHT:** 5-7
- **B/T:** R/R
- **HOMETOWN:** PURCELLVILLE, VA. (LOUDOUN VALLEY)

- ★ 2006 NFCA All-Northeast Region Second Team Outfielder ★
- ★ 2006 Second-Team All-ACC ★
- ★ 2006 VaSID Rookie of the Year ★
- ★ 2006 VaSID All-State First Team Outfielder ★

- A smooth-fielding player who anchors the outfield
- Had just one error all season as the starting centerfielder
- Goes back on the ball really well and makes catches look effortless
- The team leader in batting average and home runs as a freshman
- Is expected to continue to improve in all areas of her game

2006: Started all 60 games in centerfield ... An NFCA All-Northeast Region second-team selection ... Was also second-team All-ACC ... Named the state's rookie of the year by the state's SIDs ... Named first-team all-state by VaSID as an outfielder ... Led the team with a .343 batting average and tied for the team lead with six home runs ... Had 59 hits, including eight doubles and two triples ... Drew 21 walks and struck out 34 times ... Recorded 16 multi-hit games and six multi-RBI games ... Had 24 RBI ... Scored 27 runs, including six game-winners ... Had five game-winning hits ... Committed just one error in 58 chances ... Was named the ACC Softball Co-Player of the Week on April 24 for her efforts against East Tennessee State and Florida State ... Hit the game-winning home run against Minnesota ... Her three-RBI triple in the 11th inning capped a comeback

Career Highs

- AB:** 5 vs. Louisville (5/19/06)
- R:** 2 (three times)
- H:** 3 (three times)
- RBI:** 3 (three times)
- HR:** 1 (six times)
- 2B:** 2 vs. Furman (2/12/06)
- 3B:** 1 (twice)
- BB:** 2 (three times)
- SB:** 2 vs. UNC Greensboro (2/19/06)
- PO:** 6 vs. Georgia Tech (4/30/06)
- A:** 1 (four times)

against Nevada ... Also had a game-winning RBI double against Central Michigan and a game-winning solo home run against South Carolina ... Batted .310 in conference play with three home runs and 11 RBI ... Finished eighth in the ACC in batting average, 10th in hits per game and sixth in on-base percentage ... Finished eighth in home runs per game in conference-only games.

High School: Lettered four times for Coach Joe Spicer at Loudoun Valley High ... Helped lead her team to two AA state championships ... Earned Group AA first-team all-state honors as a senior ... A two-time, first-team All-Met selection by *The Washington Post* ... Batted .548 her senior year, totaling 52 hits, 38 RBI and 41 runs ... Walked 16 times and struck out just once in 95 at bats ... Played shortstop her junior season, batting .636 from the leadoff spot and totaling 42 hits, 25 RBI and 33 runs scored ... Was errorless in the field her final two seasons ... Was also a two-time honorable mention All-Met selection ... Was named second-team All-Dulles District as a sophomore, a year after earning first-team honors as a freshman ... Was also named first-team *Washington Post* All-Extra as a sophomore and senior ... Club team was the Shamrocks ... Helped lead them to a title at the ASA's 18-under Gold national championship held in Salinas, CA.

Personal: Jessica Michelle Everhart ... Born May 12, 1987, in Leesburg, VA ... Daughter of Preston and Sheree Everhart ... Twin sister, Jennifer, plays softball at Radford ... Majoring in sociology.



JESSICA'S CAREER STATS

Year	Avg	GP-GS	AB	R	H	2B	3B	HR	RBI	TB	SLG%	BB	HBP	SO	GDP	OB%	SF	SH	SB-ATT	PO	A	E	FLD%
2006	.343	60-60	172	27	59	8	2	6	24	89	.517	21	2	34	0	.421	0	1	2-2	53	4	1	.983



morgan HARRIS

#24

- **POSITION:** CATCHER
- **CLASS:** SOPHOMORE
- **HEIGHT:** 5-6
- **B/T:** R/R
- **HOMETOWN:** LOVINGSTON, VA. (NELSON COUNTY)

• An invaluable role player who helps out with the pitching staff

- Serves as the bullpen catcher
- A walk-on who has a very good arm
- Has a great attitude and is a true team player
- Has some good skills and receives the ball well from the pitchers

2006: Served as one of the bullpen catchers ... Appeared in four games ... Had a hit and an RBI in four at bats ... Picked up her only hit of the season against Furman, a single to left center that drove in a run.

High School: Lettered four times at Nelson County High for Coach Toni Donigan ... Was named all-district ... Earned Rookie of the Year honors, as well as best defensive player twice ... Also lettered twice in volleyball ... Was named all-region and all-district ... Played for the Richmond Diamonds and Coach Walter Pettus for two years of club softball ... A member of the National Honor Society.

Career Highs

AB: 1 (four times)
R: 1 vs. Furman (2/12/06)
H: 1 vs. Furman (2/12/06)
RBI: 1 vs. Furman (2/12/06)

Personal: Morgan Miranda Harris ... Born April 6, 1987, in Lovingson, VA ... Daughter of Cynthia and Warren Harris ... Has one sister, Kimberly Harris Poff ... Majoring in general engineering.



MORGAN'S CAREER STATS

Year	Avg	GP-GS	AB	R	H	2B	3B	HR	RBI	TB	SLG%	BB	HBP	SO	GDP	OB%	SF	SH	SB-ATT	PO	A	E	FLD%
2006	.250	4-0	4	1	1	0	0	0	1	1	.250	0	0	1	0	.250	0	0	0-0	0	0	0	.000

VIRGINIA TECH'S OFFICIAL ATHLETICS WEB SITE

hokiesports.com

Regardless of where they are, Virginia Tech sports fans have the luxury of getting up-to-date information on their favorite Tech sports or athletes on a daily basis. hokiesports.com is every Tech fan's source for fast, accurate and official coverage of Hokie softball.

Through the efforts of the sports information department, pregame releases, game stories and individual features — as well as up-to-date statistics and results for the softball team — are posted to hokiesports.com, providing the fastest, most complete source for Hokie news on the Web.

Other offerings include individual home pages for each of Virginia Tech's sports. Breaking news and archived releases about all Tech teams can be found, along with media guides containing player and coaching staff profiles, schedules, records, historical information and other pertinent facts for every sport.

Also, accessible on every sport's home page are the rosters, with links to player bios, schedules and results, as well as conference standings. School single-game, season and career records, Tech Softball Park records and directions to the field are found here. Head coach Scot Thomas also makes good use of the "Coaches Notebook," which is updated as the season progresses, providing fans with an inside view of the softball program.

With fast "live stats," fans can view stats as they happen via the Web. These stats are available for all home games, and most away games. Once again this year, Jerry Massey — the Voice of Tech softball — will call all of Tech's home games on hokietv.com and ACC Select.

The in-house site was first launched on Nov. 29, 1999, and in 2006, hokiesports.com averaged 665,000 visits and over two million page views per month. In addition, "Travels With Tinch" was launched to help fans keep up with the progress of All-America pitcher Angela Tinch as she competed in Taiwan. In July of 2006 alone, the site had 17,273 visits and 22,746 page views. The site is run by Damian Salas, who also serves as the sound technician at all of Tech's home softball games.



charisse MARICONDA

#3

- **POSITION:** SHORTSTOP/THIRD BASE
- **CLASS:** SOPHOMORE
- **HEIGHT:** 5-2
- **B/T:** R/R
- **HOMETOWN:** HOLLYWOOD, FLA. (ST. THOMAS AQUINAS)

★ 2006 NFCA All-Northeast Region Second Team at Third Base ★

★ 2006 Second-Team All-ACC ★

★ 2006 VaSID All-State Second Team at Third Base ★



- Makes the move to shortstop, but can still play third base
- Started all but one game at third base as a freshman
- Possesses a very strong arm
- A good gap hitter who led the team in doubles

2006: Started every game as a true freshman, 59 at third base and one at shortstop ... Was named second-team All-ACC ... Voted second-team all-state by VaSID at third base ... Batted .297 with 58 hits ... Had a team-high 15 doubles and also had six home runs and 30 RBI ... Was 7-for-7 on stolen bases ... Recorded seven game-winning hits, including three via home runs, and six game-winning runs ... Had 14 multi-hit games and seven multi-RBI games ... Had a home run against No. 6 Tennessee in the NCAA Regionals ... Hit a solo home run in the ninth inning to lift Tech to a win over NC State ... Had a solo home run in the seventh to cap a comeback win over Boston College on the road ... Her three-run home run in the seventh inning pushed the Hokies past UNC Greensboro ... Finished fifth in the ACC in doubles per game ... Batted .333 in conference play, 10th-best in the league, with 21 hits ... Had a slugging percentage of .603 with eight doubles and three home runs in ACC games ... In conference-only games, led the league in doubles per game, finished sixth in hits per game, eighth in home runs per game, fourth in total bases per game and eighth in slugging percentage.

Career Highs

- AB:** 5 (four times)
- R:** 2 (five times)
- H:** 4 vs. Furman (2/12/06)
- Hit Streak:** 7 games (2006)
- RBI:** 3 (twice)
- 2B:** 2 vs. Furman (2/12/06)
- HR:** 1 (six times)
- BB:** 1 (seven times)
- SB:** 1 (seven times)
- PO:** 2 (11 times)
- A:** 4 (three times)

High School: Lettered four times for Coach Bryan Bancom at St. Thomas Aquinas High ... Named Class 5A first-team all-state by the Florida Sports Writers Association her senior year after batting .455 with 19 RBI and a home run ... Named the 6A-4A All-Broward County Softball Player of the Year, as well as to the 6A-4A All-Broward County first team by *The Miami Herald* her senior season ... Led team to the Florida 4A state title in 2002 and 2003 ... Named first-team all-state as a junior ... Named first-team All-Broward County by *The Miami Herald* and *Sun-Sentinel* her sophomore year, where she batted .412 with 28 RBI ... A three-time selection to the *Sun-Sentinel* first team, making the *Miami Herald* second team twice.

Personal: Charisse Mariconda ... Born December 10, 1986, in Hollywood, FL ... Daughter of Michael and Amarylis Mariconda ... Majoring in biological sciences.

CHARISSE'S CAREER STATS

Year	Avg	GP-GS	AB	R	H	2B	3B	HR	RBI	TB	SLG%	BB	HBP	SO	GDP	OB%	SF	SH	SB-ATT	PO	A	E	FLD%
2006	.297	60-60	195	25	58	15	0	6	30	91	.467	7	4	22	3	.332	2	0	7-7	40	72	9	.926



dori NUNLEY

#6

- **POSITION:** THIRD BASE
- **CLASS:** R-FRESHMAN
- **HEIGHT:** 5-6
- **B/T:** R/R
- **HOMETOWN:** WEXFORD, PA. (NORTH ALLEGHENY)

- An invited walk-on who redshirted last year
- Worked at third base while adjusting to the college game
- Makes good contact with the ball
- Could make a contribution as a reliable pinch hitter

2006: Was redshirted ... Named to the 2005-06 ACC Academic Honor Roll.

High School: Lettered twice for Coach Richard Meister at North Allegheny High ... Was a two-time All-Pittsburgh North team selection, coming as a junior and a senior ... Was the 2005 KSA Tournament MVP in Ft. Lauderdale, FL ... Batted .500 her senior year, a new school record ... Also played two years on the basketball team, scoring 33 points in one game her junior season ... Played club softball with the Pittsburgh Patriots for Coaches John McAdoo and Richie Holsinger ... Was a teammate of former Hokie Megan Stone on that team ... A member of the National Junior Honor Society and made the honor roll throughout high school.

Personal: Dorian Michelle Nunley ... Born January 21, 1987, in Lexington, KY ... Daughter of David and Deborah Nunley ... Majoring in communication ... Career goal is to work in sports information at a Division I university.



HOKIE SOFTBALL — A FAMILY AFFAIR

A big part of any team's success is team chemistry. The relationships forged off the field can be as important as the talent on the field, especially in a 60-game season. The Hokies take great pride in building strong ties that will last through the season and even after their playing days are over. This past year, the team held a bonfire and sleep-in during the fall, a Christmas party in December, and always spend lots of time together on the bus and in the cities in which they play.



2005 & 2006 NCAA Regional Participant



erin Ota

#5

- **POSITION:** SECOND BASE
- **CLASS:** SOPHOMORE
- **HEIGHT:** 5-2
- **B/T:** L/R
- **HOMETOWN:** IRVINE, CALIF. (NORTHWOOD)

- ★ 2006 NFCA All-Northeast Region First Team at Second Base ★
- ★ 2006 VaSID All-State Second Team at Second Base ★

- Took over the starting second base job early in her freshman season
- A gutsy player who goes full-speed all the time
- Has a tremendous work ethic and is a leader by example
- Possesses great range in the field
- A talented power slapper who is a threat to reach in every at bat
- Hit .313 with two triples and five RBI in the fall

2006: A first-team NFCA All-Northeast region selection ... Named second-team all-state by VaSID at second base ... Tech's starting second baseman for a majority of the season ... Batted No. 2 in the order, laying down 11 sacrifice bunts ... Started 51 games, playing in 53 ... Batted .318 with five doubles and a triple ... Had 50 hits and scored 22 runs ... Had 13 RBI ... Was 5-for-8 on stolen bases ... Drew 12 walks ... Had the game-winning hit and RBI in Tech's win over No. 12 Arizona State ... Scored four game-winning runs ... Had 16 multi-hit games and one multi-RBI game ... Named to the 2005-06 ACC Academic Softball Team.

High School: Lettered four times for Coach Jim Knapp at Northwood High ... Named the *Irvine World News* Female Athlete of the Year her final year ... Honored at the 32nd Annual Irvine Senior Scholar Athlete Awards Banquet for her 3.86 GPA in high school ... Led her team to three consecutive league titles, batting a team-high .429 (24 for 56) with five RBI, 14 runs scored, two doubles and two triples, despite missing several

Career Highs

- AB:** 5 (twice)
- R:** 2 (four times)
- H:** 4 vs. Northern Illinois (3/11/06)
- Hit Streak:** 7 games (2006)
- RBI:** 2 vs. Florida State (4/22/06)
- 2B:** 1 (five times)
- 3B:** 1 vs. Maryland (4/9/06)
- BB:** 2 (four times)
- SB:** 2 vs. Fordham (3/11/06)
- PO:** 4 vs. Central Michigan (3/9/06)
- A:** 3 (five times)

games with an injury ... Also had an on-base percentage of .522, a slugging percentage of .571 and struck out just five times all season ... A three-time first-team All-Pacific Coast League selection ... Was a 2003 all-city team choice ... As a sophomore, batted .310 with 20 runs scored and 26 hits. ... Participated in the Orange County Showcase All-Star Softball Classic, where she singled and stole a base ... Also lettered four times in golf and soccer ... Earned first-team All-Pacific Coast League honors twice in soccer, including league MVP honors her senior season ... Earned all-league honors four times in golf ... Played club softball for the Irvine Sting for six years before moving to the SoCal Athletics.

Personal: Erin Jennifer Ota ... Born August 28, 1987, in Santa Ana, CA ... Daughter of Blair and Paula Ota ... Has four siblings, Bowen, Jamie, Melissa and Kiara ... Sister, Melissa, plays softball for Brown University ... Majoring in architecture.



ERIN'S CAREER STATS

Year	Avg	GP-GS	AB	R	H	2B	3B	HR	RBI	TB	SLG%	BB	HBP	SO	GDP	OB%	SF	SH	SB-ATT	PO	A	E	FLD%
2006	.318	53-51	157	22	50	5	1	0	13	57	.363	12	6	20	1	.389	0	11	5-8	71	53	8	.939



jenna RHODES

#15

- **POSITION:** OUTFIELD
- **CLASS:** SOPHOMORE
- **HEIGHT:** 5-6
- **B/T:** L/R
- **HOMETOWN:** BROADWAY, VA. (BROADWAY)



- One of the top pinch runners on last year's squad
- Joined the team as a walk-on
- Has a ton of speed, but needs to continue to learn the game
- Continues to learn to slap hit from the left side

2006: Appeared in 31 games ... Had 13 stolen bases in 19 attempts ... Scored eight runs ... Had one hit in two at bats ... Also drew a walk ... Scored the game-winning run against Coastal Carolina ... Named to the 2005-06 ACC Academic Honor Roll.

High School: Lettered four times at Broadway High School for Coach Dennis Marsteller ... Earned Group AA first-team all-state honors as both a junior and

Career Highs

- AB:** 1 (twice)
- R:** 1 (eight times)
- H:** 1 vs. Furman (2/12/06)
- BB:** 1 vs. Charlotte (2/19/06)
- SB:** 1 (13 times)

senior ... Was honorable mention all-state her sophomore year ... Set the single-season stolen base record ... Named MVP of the East squad at the VHSCA All-Star game named after collecting two hits and two RBI ... Also played basketball for three years, setting a new single-season steals record with 78.

Personal: Jenna Lee Rhodes ... Born November 20, 1986, in Harrisonburg, VA ... Daughter of Jim Rhodes and the late Ellen Rhodes ... Sister, Callie, is a senior on the softball squad ... Participated in a mission trip to Zambia in the summer of '06 ... Majoring in sociology.

JENNA'S CAREER STATS

Year	Avg	GP-GS	AB	R	H	2B	3B	HR	RBI	TB	SLG%	BB	HBP	SO	GDP	OB%	SF	SH	SB-ATT	PO	A	E	FLD%
2006	.500	31-0	2	8	1	0	0	0	0	1	.500	1	0	0	0	.667	0	0	13-19	0	0	0	.000

HOKIE FASTPITCH CLUB

Hopes are high for Hokie softball, and for good reason ...

With eight winning seasons in the book, yet another successful campaign looming in 2007, and two consecutive NCAA Tournament appearances under its belt, the Virginia Tech softball program is poised to take the step to the next level.

With a solid nucleus of upperclassmen returning, a good group of newcomers joining the squad, and several new upgrades in facilities, the program is headed in the right direction.

There's more to the Virginia Tech softball program than the present. Now in his 12th season as the head coach of the Hokies, Scot Thomas, along with assistants Al Brauns and Tiffany McVay, is working hard to build Virginia Tech softball into a regional and national power. The staff's hard work is only equalled by the dedicated student-athletes who proudly represent Virginia Tech athletics.

Building the program into a national power cannot be accomplished without the support of the Hokie Fastpitch Club. Through valuable donations to the Virginia Tech softball program, you can share the experience of helping Virginia Tech reach its ultimate goal of reaching the top.

Whether you're a family member, an alumna of the program or just a casual Virginia Tech fan, the Hokie Fastpitch Club is for anyone interested in seeing the Tech softball program succeed. The Club sponsors several functions each season, including post-game picnics and socials, where fans get to meet the staff and players who make up the team.

Those interested should contact Bobby Swain or the Virginia Tech softball office for more information. Go Hokies!

ABOUT THE HOKIE FASTPITCH CLUB

Make-A-Hit (Levels of Support)

Single: \$25.00

Double: \$50.00

Triple: \$75.00

Home Run: \$100.00 or above

Make checks payable to VTAF

Mail Application to:

Virginia Tech Softball Office

Hokie Fastpitch Club

218 Cassell Coliseum

Blacksburg, VA 24061

For more information,
contact
Bobby Swain at
(540) 231-1320 or
(540) 382-0903

Mailing address:
PO Box 703
Christiansburg, VA
24068
divot@vt.edu


2005 & 2006 NCAA Regional Participant



kelsy ROKEY

#11

- **POSITION:** CATCHER
- **CLASS:** SOPHOMORE
- **HEIGHT:** 5-7
- **B/T:** R/R
- **HOMETOWN:** TUCSON, ARIZ. (SALPOINTE CATHOLIC)



- Really picked up her game late in the season
- Will again be one of the starters behind the plate
- A smart player who understands the game
- Has a very strong arm and some pop in her bat
- Needs to continue to improve defensively
- Has a chance to be a very good player for the Hokies

2006: Split time as the starting catcher as a true freshman ... Started 26 games, playing in 29 ... Batted .200 with 13 hits and six RBI ... Had two home runs and four doubles ... Scored three runs ... Had the game-winning RBI in Tech's 1-0 win over Maryland in the ACC Tournament ... Hit home runs against

Career Highs

- AB:** 4 vs. Marshall (3/22/06)
- R:** 1 (three times)
- H:** 1 (13 times)
- RBI:** 2 vs. Marshall (3/22/06)
- 2B:** 1 (four times)
- HR:** 1 (twice)
- BB:** 2 vs. Furman (2/12/06)
- PO:** 21 vs. Nevada (3/3/06)
- A:** 4 (twice)

Marshall and NC State ... Committed just two errors in 318 chances ... Also saw action as the designated player Named to the 2005-06 ACC Academic Honor Roll.

High School: Lettered four times for Coach Phil Gruensfelder at Salpointe Catholic High ... Earned All-Southern Arizona honorable mention honors for the class 4A-5A by *The Arizona Daily Star* as both a junior and senior ... Also earned the coach's award ... Was named

an AIA scholar-athlete and given the AIA honor roll award ... Also lettered twice on the volleyball team ... Club team was the Phoenix Storm Gold.

Personal: Kelsy J. Rokey ... Born October 21, 1986, in Tucson, AZ ... Daughter of J. Ray and Karlyn Rokey ... Father was a third-team All-American in baseball in 1970 and garnered first-team Academic All-America honors in both 1970 and '71 at the University of Arizona ... Cousin, Carly Romano, is the school record holder in the shot put at West Point ... Enrolled in university studies.

KELSY'S CAREER STATS

Year	Avg	GP-GS	AB	R	H	2B	3B	HR	RBI	TB	SLG%	BB	HBP	SO	GDP	OB%	SF	SH	SB-ATT	PO	A	E	FLD%
2006	.200	29-26	65	3	13	4	0	2	6	23	.354	5	0	16	0	.257	0	0	0-0	281	35	2	.994

HOKIE KIDS' CLUB



Have some fun with the HokieBird!

Hey kids, want to be a part of all the Virginia Tech Hokies action? Are you under 14? Then the Virginia Tech Hokie Kids' Club is for you!

As a member of the exclusive Hokie Kids' Club you will enjoy many special benefits such as autograph sessions with the Hokie softball team, an invitation to the HokieBird's birthday party, and a limited-edition Hokie Kids' Club T-shirt to show your Hokie pride. You can also have the opportunity to take part in the Hokie Kids' Club Day for each sport! Last year over 1,400 kids enjoyed these great benefits. Sign up now and let the fun begin!

Look at all the Cool Stuff you Get!!

- Hokie Kids' Club T-shirt
- Invitation to the HokieBird's birthday party
- Special autograph sessions with Tech athletes
- Complimentary tickets to Hokie sporting events (quantities limited)
- Birthday Card from the HokieBird

- Membership Certificate & ID Card
 - Bi-monthly newsletters and much more!
- All for only \$20!**

How Do You Join?

It's easy! Complete the order form and return it with your registration fee. Payment can be made with check or credit card. This is a great chance to be a part of Virginia Tech Athletics. Enroll now in the 2006-2007 Hokie Kids' Club — it's the coolest club around!

For more information: Call the Hokie Kids' Club at (540)-231-3236 or send an email to hokiekids@vt.edu. Also, check out our website at www.hokiesports.com

Sign up today! GO HOKIES!





beth WALKER

#14

- **POSITION:** THIRD BASE/FIRST BASE
- **CLASS:** SOPHOMORE
- **HEIGHT:** 5-7
- **B/T:** R/R
- **HOMETOWN:** GALAX, VA. (GALAX)

★ 2006 Second-Team All-ACC ★

★ 2006 VaSID All-State Second Team at First Base ★

- A dangerous hitter who has a lot of power
- Stepped in to start at first base late in the season
- Will likely see a majority of her action at third base
- Can also play in the outfield or at first base
- Hit a team-leading .538 in the fall with a home run, four doubles and four RBI with a slugging percentage of 1.077

2006: A utility player who settled in at first base the last few weeks of the season ... A second-team All-ACC selection ... Named second-team all-state by VaSID at first base ... Batted .271 with 26 hits and 22 RBI ... Had six doubles and five home runs ... Scored 13 runs ... Drew 15 walks



... Had a big three-run home run in the win over Georgia Tech ... Set up the game-winner with a single in the 12th-inning against Louisville in the NCAA Regionals ... Saw action at first base, third base, left field and as the designated player ... Had two game-winning hits ... Had five multiple-hit games and seven multiple-RBI games ... Led the Hokies with a .423 batting average in conference games ... Had a slugging percentage of .769 with three doubles and two home runs in ACC games.

High School: Lettered four times for Coach Leslie Mutter at Galax High ... Named the All-Timesland Player of the Year by *The Roanoke Times* her senior year ... Also named a first-team Region C outfielder ... Batted .698 with nine home runs, 45 runs scored and 50 RBI, along with a 1.644 slugging percentage and a .778 on base percentage ... In the circle, went 19-4 with 226 strikeouts and a 0.73 ERA in 128 innings pitched ... Named first-team all-district, All-Timesland by *The Roanoke Times*, all-region and all-state her junior year after hitting .674 with 10 home runs, 39 RBI, 53 runs and a slugging percentage of 1.587 ... Hit .588 as a sophomore, driving in 35 with six home runs ... Hit over .550 in each of her four years, hitting 32 home runs, driving in 154 runs and scoring 156 runs while striking out 510 and recording a 51-15 record in the circle in 320 innings ... Also lettered in basketball and volleyball, earning first-team all-district honors in volleyball.

Personal: Audrey Elizabeth Walker ... Born November 30, 1986, in Galax, VA ... Daughter of Donnie and Cheryl Walker ... Has two sisters, Amber and Dee ... Majoring in human nutrition, foods and exercise.

Career Highs

- AB:** 4 (three times)
- R:** 1 (13 times)
- H:** 2 (five times)
- Hit Streak:** 6 games (2006)
- RBI:** 3 (four times)
- 2B:** 1 (six times)
- HR:** 1 (five times)
- BB:** 2 (four times)
- SB:** 1 vs. UNC Greensboro (2/19/06)
- PO:** 9 vs. Louisville (5/19/06)
- A:** 2 (twice)

BETH'S CAREER STATS

Year	Avg	GP-GS	AB	R	H	2B	3B	HR	RBI	TB	SLG%	BB	HBP	SO	GDP	OB%	SF	SH	SB-ATT	PO	A	E	FLD%
2006	.271	42-34	96	13	26	6	0	5	22	47	.490	16	2	27	0	.386	0	1	1-2	107	8	7	.943

COMPUTER SERVICES DEPARTMENT

Another example of Virginia Tech's commitment to providing its student-athletes with the best academic resources possible is the presence of the Computer Services department, under the direction of Tommy Regan. Chris Mayer is an assistant for computer and network support.

Because all Tech students are required to own computers, the Virginia Tech athletics department helps its scholarship athletes fulfill that requirement by providing them with state-of-the-art laptops equipped with the most recent software.

In addition to procuring laptops for the athletes, the office also addresses hardware and software needs for the student-athletes and the entire Virginia Tech athletics staff, including repairs, upgrades and virus protection. Laptop computers are also available for Tech athletes when traveling to away contests.

Last summer, the new computer labs in Lane Stadium's west side expansion were opened, featuring nearly 30 brand-new computers. The new academic services center in Lane Stadium is one of the finest of its kind in the country, allowing players to excel as much in the classroom as they do on the field. The attention to academics has paid off as the softball team posted a team GPA of over 3.0 in the fall semester.



Tommy Regan



Chris Mayer

THE NEWCOMERS



destiny COVINGTON

#2

- **POSITION:** OUTFIELD
- **CLASS:** FRESHMAN
- **HEIGHT:** 5-6
- **B/T:** S/R
- **HOMETOWN:** MIDLAND, N.C. (CENTRAL CABBARUS HS)

• A talented young player who continues to develop her game
 • A speed demon who will pose problems to defenses in every at bat
 • Is still learning the proper techniques in fielding and slap hitting, but is already ahead of the curve

- Can hit away for power from the right side, as well
- Hit .529 in the fall with nine hits and five stolen bases

High School: Lettered four times for Coach Monte Sherrill at Central Cabbarus High ... A three-time Louisville Slugger/NFCA High School All-American, earning first-team honors in 2004 and 2006 ... Named to the Louisville Slugger/NFCA All-South Region first team ... Was the co-ME-CA 6 4A Player of the Year as a senior ... Was also all-conference her final year ... As a senior, batted .472 with 25 RBI, six doubles, four home runs, 24 stolen bases and 48 runs scored ... Helped lead her team to two state titles ... Team won the Group 4A state title her junior year, going 32-0 ... Had four hits in the championship game ... Also won a state title her sophomore year ... Team had its 83-game winning streak broken in the state playoffs her senior year ... Team was No. 1 in the country before that loss ... As a junior, had a state-record 52 hits ... Scored 52 runs, batted .470 and stole 25 bases as a junior ... Stole 37 bases as a sophomore while scoring 46 runs

and batting .478 ... Was named first-team Group 4A all-state as a junior ... Was a three-time first-team All-Observer selection, by *The Charlotte Observer*.

Personal: Destiny Nicole Covington ... Born November 2, 1987, in Concord, NC ... Daughter of William and Ingrid Covington ... Has one sister, Chasity, and one brother, Quinton ... Chasity has signed with the Hokies to play softball starting next season ... Majoring in business.



whitney DAVIS

#4

- **POSITION:** OUTFIELD
- **CLASS:** FRESHMAN
- **HEIGHT:** 5-4
- **B/T:** L/L
- **HOMETOWN:** TAZEWELL, VA. (TAZEWELL HS)

- An invited walk-on who will battle for playing time
- Has the strongest arm of all the outfielders
- A good left-handed hitter who hit .429 in the fall

High School: Lettered four times for Coach Thomas Keene at Tazewell High ... A two-time first-team all-state selection ... As a senior, hit .588 with two home runs, 28 RBI, seven doubles and nine triples ... Had a .611 on base percentage and a .988 slugging percentage while committing no errors in 148 chances at first base ... Struck out just four times all season ... Was a three-time, first-team All-Southwest District and All-Region IV pick ... Was also named SWD player of the year three times and the Region IV Player of the Year once ... A three-time, first-team all-*Bristol Herald-Courier* pick and the paper's player of the year in 2004 ... Also started at guard for Tazewell's girls basketball team, a team that went to the Group AA quarterfinals for the first time in school history her final year ... Averaged 10 points per game ... Named honorable mention all-SWD three times ... Lettered in cross country four times, advancing to the Region IV meet all four years and the state meet twice ... A four-time All-SWD selection

... Nominated for the Wendy's High School Heisman ... President of her sophomore, junior and senior classes ... Member of Junior and Senior Beta ... Graduated magna cum laude, finishing seventh in her graduating class ... A member of the SCA.

Personal: Whitney Nichole Davis ... Born July 26, 1988, in Bluefield, WV ... Daughter of Rex and Laura Davis ... Majoring in human nutrition, foods and exercise.





heather LOWRY



- **POSITION:** PITCHER
- **CLASS:** FRESHMAN
- **HEIGHT:** 5-5
- **B/T:** R/R
- **HOMETOWN:** RIVERDALE, GA. (JONESBORO HS)

- One of the key cogs in this year's team
- Will be counted on to shoulder a lot of innings this year
- A talented pitcher who throws hard and has a lot of movement on her pitches
- Pitched 14.1 innings in the fall, not allowing a run and just four hits while striking out 19

High School: Lettered four times for Coach Genine Conkle at Jonesboro High ... Won 22 games her final season, striking out 400 and walking just 22 in 167 innings pitched with an ERA of 0.46 ... Earned first-team GACA Class 5-AAAA all-state honors, as well Southern Crescent and all-region first-team honors her senior year ... As a junior, was named second-team GACA Class 5-AAAA all-state after going 19-5 with 354 strikeouts, an ERA of 0.23 and just 16 walks ... Was also named the Southern Crescent Player of the Year and earned all-region first-team honors that year ... Was named honorable mention all-state as a sophomore ... Pitched virtually every game for Jonesboro in her four years ... Led them to the state sectionals for the first and only four times in school history, placing fourth in 2002 and 2003, and first in 2004 and 2005 at the regional tournament ... Played summer ball for Xtreme-Mavericks out of Atlanta, a team that finished in the top 20 at ASA Nationals each of her last three years ... Earned an NFCA Academic award for her work in the classroom ... Also lettered four times in swimming, earning MVP honors for her team her senior year.

Personal: Heather Ann Lowry ... Born March 2, 1988, in Atlanta, GA ... Daughter of Scott and Paula Lowry ... Has three siblings, Chris, Megan and Tiffani ... Majoring in human nutrition, foods and exercise.



steffanie MASSETTI



- **POSITION:** OUTFIELD
- **CLASS:** FRESHMAN
- **HEIGHT:** 5-3
- **B/T:** L/L
- **HOMETOWN:** VIRGINIA BEACH, VA. (KELLAM HS)

- A walk-on who will be counted on to contribute as a pinch runner
- Possesses good speed on the base paths
- A smart runner who knows the game

2005-06: Was enrolled at Tech but did not play for the team ... Made the Dean's List in the spring semester.

High School: Lettered three times for Coach Theresa Jones at Floyd E. Kellam High ... Teammate of current Hokie Anna Zitt ... A two-time, first-team all-region and all-district selection, earning the honors as both a sophomore and senior ... Named second-team all-district as a junior and honorable mention as a freshman ... Named MVP of her team as a senior ... Played travel ball with the Virginia Legends.

Personal: Steffanie Nicole Massetti ... Born July 3, 1987, in Omaha, NE ... Daughter of Tim and Kim Vess ... Has two older brothers, Tony and Matt ... Majoring in communication.





anna ZITT

#20

- **POSITION:** SHORTSTOP
- **CLASS:** FRESHMAN
- **HEIGHT:** 5-10
- **B/T:** R/R
- **HOMETOWN:** VIRGINIA BEACH, VA. (KELLAM HS)



- A smooth-fielding shortstop who has good range
- Needs to continue to develop her game

High School: Lettered four times for Coach Theresa Jones at Floyd E. Kellam High ... Named first-team All-Eastern Region and first-team All-Tidewater as a senior outfielder after hitting .310 with 11 RBI and 11 extra-base hits ... Was named second-team All-Tidewater as a junior and first-team all-district ... Also lettered three times in basketball ... Was second-team All-Tidewater in basketball as a junior ... Was also first-team all-district ... Averaged 13.5 ppg as a senior and scored 999 career points ... Named the Virginia Beach Sports Club Female Athlete of the Year.

Personal: Anna Margaret Zitt ... Born February 5, 1988, in Virginia Beach, VA ... Daughter of Michael and Janet Zitt ... Has one sister, Melissa ... Majoring in marketing management.

OPPONENT SID INFORMATION

Opponent	Date(s)	Location	Web Site	SID Contact	Phone	Email
ACC Tournament	May 10-13	Tallahassee, Fla.	theacc.com	Kriste Le	336-254-8797	kle@theacc.org
Alabama-Birmingham	Feb. 10	Atlanta, Ga.				
	Feb. 17	Auburn, Ala.	uabsports.com	Aaron Jordan	205-934-0723	jordana@uab.edu
Auburn	Feb. 17	Auburn, Ala.	auburntigers.com	Henry Hager	334-844-9810	hagerhp@auburn.edu
Boston College	April 28-29	Blacksburg, Va.	bceagles.com	Stephanie Tunnera	617-552-2094	tunnera@bc.edu
Campbell	April 10	Blacksburg, Va.	gocamels.com	Adam Prendergast	910-893-1369	prendergasta@campbell.edu
Central Michigan	March 8	Clearwater, Fla.	cmuchippewas.com	Don Helinski	989-774-1763	donald.helinski@cmich.edu
Coastal Carolina	March 23	Columbus, Ga.	gocussports.com	Lindsay Choules	843-349-2848	lchoules@coastal.edu
ETSU	April 17	Bristol, Tenn.	etsubucs.com	Kevin Brown	423-439-5612	brownk@etsu.edu
Eastern Michigan	March 3	Altamonte Springs, Fla.	EMUEagles.com	Dan Murphy	487-0318	dmurph11@emich.edu
Florida State	March 24-25	Tallahassee, Fla.	seminoles.com	Michael Smoose	850-644-3820	msmoose@mailers.fsu.edu
Fordham	March 8	Clearwater, Fla.	fordhamsports.com	Scott Kwiatkowski	718-817-4219	skwiatkowski@fordham.edu
Furman	April 25	Blacksburg, Va.	furmanpaladins.com	Jon Brown	864-294-3065	jonathan.brown@furman.edu
Georgia	March 24	Columbus, Ga.	georgiadogs.com	Jared Benko	706-542-1621	jared@sports.uga.edu
Georgia State	Feb. 11	Atlanta, Ga.	georgiastatesports.com	Myesha Benjamin	404-651-4629	athmnbx@langate.gsu.edu
Georgia Tech	March 17-18	Blacksburg, Va.	ramblinwreck.com	Scott MacDonald	404-894-5445	smacdonald@at.gtaa.gatech.edu
Hofstra	March 9	Clearwater, Fla.	hofstra.edu/athletics	Jeremy Kniffin	516-463-6764	jeremy.s.kniffin@hofstra.edu
Holy Cross	March 3	Altamonte Springs, Fla.	goholycross.com	Megan Cross	508-793-2583	mcross@holycross.edu
Illinois State	March 24	Columbus, Ga.	gorebirds.com	Kristen Greenstreet	309-438-7748	kegreen2@ilstu.edu
Jacksonville State	March 2	Altamonte Springs, Fla.	jsugamecocksports.com	Josh Underwood	256-782-5915	underwood@gsu.edu
Lehigh	March 23	Columbus, Ga.	lehighsports.com	Steve Lomangino	610-758-3174	sjl304@lehigh.edu
Liberty	May 1	Lynchburg, Va.	libertyflames.com	Todd Wetmore	434-582-2292	twetmore@liberty.edu
Longwood	April 4	Farmville, Va.	longwoodlancers.com	Christina O'Brien	434-395-2718	obriencm@longwood.edu
Maryland	April 21-22	Blacksburg, Va.	umterps.com	Doug Dull	301-314-7064	ddull@umd.edu
North Carolina	April 14-15	Chapel Hill, N.C.	TarheelBlue.com	Dan Findlay	919-962-1376	danfindlay@unc.edu
North Carolina State	March 31-April 1	Blacksburg, Va.	gopack.com	Brandon Yopp	919-513-8195	brandon_yopp@ncsu.edu
Notre Dame	Feb. 18	Auburn, Ala.	und.com	Joe Prisco	574-631-7516	prisco.3@nd.edu
Ohio State	March 10	Clearwater, Fla.	ohiostateuckeyes.com	Tim Stried	614-292-0134	stried.3@osu.edu
Radford	Feb. 28	Radford, Va.	ruhIGHLANDERS.com	Brian Stanley	540-831-5211	bmstanley@radford.edu
Robert Morris	March 9	Clearwater, Fla.	rmu.edu/athletics	Jeff McCafferty	412-262-8694	sidga01@rmu.edu
South Carolina	March 14	Columbia, S.C.	uscSports.com	Ayanna Wakefield	803-777-8017	ayanna@sc.edu
Tennessee Tech	Feb. 10	Atlanta, Ga.				
	Feb. 16	Auburn, Ala.	ttusports.com	Jenna Wilhoit	931-372-3293	jwillhoit@tntech.edu
Tulsa	Feb. 16	Auburn, Ala.	auburntigers.com	Jason West	918-631-2492	jason_west@utulsa.edu
UCF	March 2	Altamonte Springs, Fla.	ucfathletics.com	Brian Ormiston	407-823-2409	bormiston@athletics.ucf.edu
Virginia	April 7-8	Charlottesville, Va.	virginiasports.com	Bill Hurd	434-982-5500	billhurd@virginia.edu

ATLANTIC COAST CONFERENCE

The Tradition

Consistency. It is the mark of true excellence in any endeavor.

However, in today's intercollegiate athletics, competition has become so balanced and so competitive that it is virtually impossible to maintain a high level of consistency.

Yet the Atlantic Coast Conference has defied the odds. Now in its 54th year of competition, the ACC has long enjoyed the reputation as one of the strongest and most competitive intercollegiate conferences in the nation. And that is not mere conjecture, the numbers support it.

Since the league's inception in 1953 up through the fall season, ACC schools have captured 102 national championships, including 54 in women's

2006 ACC Standings

	Conference	Overall
NC State	14-6	50-21
North Carolina	13-7	48-19
Virginia Tech	12-8	39-21
Georgia Tech	12-9	48-22
Florida State	10-10	44-30
Virginia	7-13	29-26
Maryland	7-13	32-27
Boston College	6-15	22-26

Tournament Champion: NC State
Tournament Runner-up: Florida State

Player of the Year:

Angela Tincher, Virginia Tech

Pitcher of the Year:

Angela Tincher, Virginia Tech

Freshman of the Year:

Whitney Haller, Georgia Tech

Coach of the Year

Lisa Navas, NC State

in addition, NCAA individual titles have gone to ACC student-athletes 130 times in men's competition and 71 times in women's action.

This year, the conference has already claimed two team national championships as Maryland won the women's field hockey title and North Carolina took home the women's soccer crown.

The success of softball in the ACC has increased over the years since the conference began sponsoring the sport in 1992. The league has produced over 40 National Fastpitch Coaches Association (NFCA) All-Americans, including Jessica van der Linden of Florida State. Van der Linden became the league's first USA Softball National Player of the Year and Honda Award winner in softball. In addition, the ACC has

had over 150 student-athletes named NFCA All-Region.

The ACC can also measure its achievements in the postseason, as the conference has sent multiple teams to the NCAA Tournament over the past several years. In 2006, the league's presence in the national event reached an all-time high as five teams — Florida State, Georgia Tech, North Carolina, NC State and Virginia Tech — represented the ACC for the first time in conference history. Prior to last season, the ACC had four members competing in the NCAA once (2005) and three teams in both 2003 and 2004. Florida State represented the league at the Women's College World Series, tying for third in 2002 and placing fifth nationally in 2004.

Seven of the eight softball-playing ACC schools (Boston College, Florida State, Georgia Tech, Maryland, North Carolina, NC State, Virginia and Virginia Tech) have combined for 30 NCAA appearances. Since joining the ACC in 1991, Florida State has established itself as one of the top softball programs in the country. The Seminoles make up half of the league's postseason trips (15 total) and have appeared in the NCAA Tournament in 19 of the last 21 years. The Seminoles also possess College World Series experience, having made four of its seven appearances as a member of the ACC. FSU is among an elite group of schools in the sport, as the Seminoles are one of five programs to have made four consecutive trips to the WCWS and WCWS appearances (7).

ACC softball has found similar accomplishments in the classroom, as well. Over 20 student-athletes were selected as an NFCA All-American Scholar-Athlete, while several others have been tabbed as an NFCA Academic All-American or *ESPN The Magazine* (formerly Verizon) Academic All-American. In addition, the league has had 45 athletes recognized to the *ESPN The Magazine* (formerly Verizon) Academic All-District Teams.

2005-06 in Review

The 2005-06 academic year concluded with the league pocketing an all-time high six national team titles and 15 individual NCAA crowns. In all, the ACC has won 57 national team titles over the last 16 years. The ACC has won two or more NCAA titles in 24 of the past 26 years.

2005-06 National Championships

Field Hockey.....	Maryland
Men's Soccer.....	Maryland
Women's Basketball.....	Maryland
Men's Lacrosse.....	Virginia
Women's Golf.....	Duke
Men's Track & Field.....	Florida State

The Championships

The conference will conduct championship competition in 25 sports during the 2006-07 academic year — 12 for men and 13 for women.

The first ACC championship was held in swimming on Feb. 25, 1954. The conference did not conduct championships in cross country, wrestling or tennis during the first year.

The 12 sports for men are football, cross country, soccer, basketball, swimming, indoor and outdoor track, wrestling, baseball, tennis, golf and lacrosse. Fencing, which was started in 1971, was discontinued in 1981.

Women's sports were initiated in 1977 with the first championship meet being held in tennis at Wake Forest University.

Championships for women are currently conducted in cross country, volleyball, field hockey, soccer, basketball, swimming, indoor and outdoor track, tennis, golf, lacrosse, softball and rowing.

This year's ACC Softball Championship will be contested on May 10-13, 2007 in Tallahassee, Fla., as Florida State will host the event.

A History

The Atlantic Coast Conference was founded on May 8, 1953, at the Sedgefield Inn near Greensboro, N.C., with seven charter members — Clemson, Duke, Maryland, North Carolina, North Carolina State, South Carolina and Wake Forest — drawing up the conference by-laws.

The withdrawal of seven schools from the Southern Conference came early on the morning of May 8, 1953, during the Southern Conference's annual spring meeting. On June 14, 1953, the seven members met in Raleigh, N.C., where a set of bylaws was adopted and the name became officially the Atlantic Coast Conference.

Suggestions from fans for the name of the new conference appeared in the region's newspapers prior to the meeting in Raleigh. Some of the names suggested were: Dixie, Mid South, Mid Atlantic, East Coast, Seaboard, Colonial, Tobacco, Blue-Gray, Piedmont, Southern Seven and the Shoreline.

Duke's Eddie Cameron recommended that the name of the conference be the Atlantic Coast Conference, and the motion was passed unanimously. The meeting concluded with each member institution assessed \$200.00 to pay for conference expenses.

On Dec. 4, 1953, conference officials met again at Sedgefield and officially admitted the University of Virginia as the league's eighth member. The first, and only, withdrawal of a school from the ACC came on June 30, 1971, when the University of South Carolina tendered its resignation.

The ACC operated with seven members until April 3, 1978, when the Georgia Institute of Technology was admitted. The Atlanta school had withdrawn from the Southeastern Conference in January of 1964.

The ACC expanded to nine members on July 1, 1991, with the addition of Florida State University. The conference expanded to 11 members on July 1, 2004, with the addition of the University of Miami and Virginia Tech. On Oct. 17, 2003, Boston College accepted an invitation to become the league's 12th member starting July 1, 2005.



2006 REVIEW

Hokies Land Second-Consecutive NCAA Tournament Bid

Coming off a 2005 season which saw the Hokies finish second at the ACC Tournament and make the NCAA Tournament for the first time in the program's history, the pressure was on for a repeat performance. The 2006 squad didn't disappoint, earning a second-straight bid to the Big Dance and posting 39 wins.



Angela Tincher

Highlighted by dominant pitching, solid defense and clutch hitting, the Hokies came together to put another winning team on the field.

Tech won three preseason tournaments and had numerous players break records and earn post-season honors in what is becoming a yearly tradition in May.

The Hokies were led by All-American Angela Tincher, who showed her freshman year was no fluke. The sophomore set a new school and ACC record with 504 strikeouts and was one of 10 finalists for the 2006 USA Softball Collegiate Player of the Year.

But she wasn't alone. A strong senior class of Kelly Brown, Alisia Narodowski, Crystal Beach, Katie Maynard, Theresa Walsh and Megan

Stone helped provided senior leadership on a young squad which featured seven freshmen or sophomores in the starting lineup down the stretch.

Even with the youth on the field, the talent was undeniable as the Hokies went 39-21, earned the No. 3 seed at the ACC Tournament and were the No. 2 seed at the Knoxville Regional.

Tech started the season strong, winning the Charlotte, Coastal Carolina and UNLV Tournaments. The Hokies won their first 10 games and made four appearances in the NFCA Top 25, a first in the program's history.

The Hokies picked up big wins over No. 12 Arizona State, UNLV, Minnesota, Coastal Carolina, a series win over Virginia, Georgia Tech, Florida State and NC State, a sweep of South Carolina and many others en route to another successful season on the field.

Off the field, Tincher cleaned house in the awards department, making just about every team possible. She became the first NFCA All-American in the program's history, earning second-team honors. She also was voted to the Verizon Academic All-America team, making the second team. Other honors she won included first-team all-region, first-team All-ACC, the ACC's pitcher and player of the year, first-team all-state and the state's pitcher of the year. She was also named to USA Softball's World University Games team and helped lead the U.S. to a gold medal at the tournament held in Taiwan.

Kelly Brown broke the school's career hits record and finished her career with 259. She earned her third all-region honor, this time making the second team, and also was named first-team all-state. She was joined on the all-region team by Erin Ota, who made the first team, along with Jessica Everhart and Charisse Mariconda, who made the second team.



Erin Ota made first-team all-region, along with all-state, as a freshman.

Everhart, Mariconda and Beth Walker — all freshmen — showed why Tech fans should be excited for years to come as they were all named second-team All-ACC.

Callie Rhodes broke her own single-season stolen base record and was rewarded by making the all-state first team, as voted on by the Virginia Sports Information Directors (VaSID). Everhart also made the first team and was voted the state's rookie of the year. Making the second team were Mariconda, Ota and Walker.

While these awards are a nice touch to wrap up the season, there were many highlights between February and May that led to these honors.

The season opened in grand style as Tincher tossed a no-hitter in the opener against Furman and things just got better from there.

Maynard's three-hitter against Minnesota helped propel Tech to a tournament title at Coastal Carolina.

There was the amazing comeback against Nevada at the UNLV Tournament. Trailing 5-2 heading into the bottom of the 11th inning, Ota drove in Caroline Stolle from second with a single and then Stephanie Savre drew a walk. Mariconda then drove in Ota with a single to make it 5-4.



Jessica Everhart was named the state's rookie of the year, as voted on by VaSID.

Everhart then laced a triple to the right-center gap to score pinch runner Ashley Thatcher and Mariconda to cap the thriller in which Tincher struck out a school-record 26 batters.

The next day, Tech handed eventual World Series participant Arizona State its first loss of the season, beating the Sun Devils 2-1 in eight innings. That win was one of four in Las Vegas as the Hokies won the elite tournament which featured four eventual NCAA Tournament teams.

Then there was Stephanie Savre's big home run against NC State to lift the Hokies to a key ACC win. And who could forget the three-run home run from Mariconda in the seventh inning to rally the Hokies for a 5-3 win against UNC Greensboro in the second game, a game after Tincher no-hit the Spartans and struck out 17.


There was Walker's big home run in a win at Georgia Tech and Kelsy Rokey's clutch RBI double at the ACC Tournament to lift the Hokies to a 1-0 win over Maryland.

And perhaps the image that will forever be linked to the 2006 season came against Louisville at the Regionals. It took 12 innings and almost three hours to play, but the Hokies picked up a thrilling 1-0, 12-inning win over the 19th-ranked Cardinals when, with two outs, Rhodes laced a 3-2 pitch back up the middle to drive in Walsh for the winning run to send the Hokies streaming onto the field in a wild celebration.

These moments are just a few of the many accomplished during the Hokies' amazing 2006 season, one that will go down as one of the best in the program's history.

Thomas is banking on the 2006 NCAA bid not being Tech's last. With an athletic group of position players — as well as one of the best pitchers in the nation — returning, he is hoping that the third bid will come this May.

And with the talent returning and coming in for the 2007 season, just making it to Regionals is no longer the goals. They're looking for Super Regionals and beyond.



Kelly Brown

2006 STATISTICS & RESULTS

Overall Record: 39-21

ACC Record: 12-8

Home: 10-7

Away: 16-6

Neutral: 13-8

Hitting Statistics

No.	Player	AVG	GP-GS	AB	R	H	2B	3B	HR	RBI	TB	SLG%	BB	HBP	SO	GDP	OB%	SF	SH	SB-ATT	PO	A	E	FLD%	
18	Jessica Everhart	.343	60-60	172	27	59	8	2	6	24	89	.517	21	2	34	0	.421	0	1	2-2	53	4	1	.983	
8	Kelly Brown	.333	60-60	186	33	62	9	2	0	25	75	.403	32	0	21	0	.431	0	1	22-29	28	3	0	1.000	
13	Callie Rhodes	.323	58-58	195	32	63	2	1	0	10	67	.344	14	4	30	0	.380	0	5	34-38	4	0	0	1.000	
5	Erin Ota	.318	53-51	157	22	50	5	1	0	13	57	.363	12	6	20	1	.389	0	11	5-8	71	53	8	.939	
23	Stephanie Savre	.298	42-42	121	9	36	7	0	5	34	58	.479	16	2	17	1	.386	1	3	0-0	178	13	5	.974	
3	Charisse Mariconda	.297	60-60	195	25	58	15	0	6	30	91	.467	7	4	22	3	.332	2	0	7-7	40	72	9	.926	
14	Beth Walker	.271	42-34	96	13	26	6	0	5	22	47	.490	16	2	27	0	.386	0	1	1-2	107	8	7	.943	
9	Kelsey Hoffman	.231	44-37	104	7	24	5	0	0	12	29	.279	13	0	11	1	.314	1	7	0-0	345	23	3	.992	
12	Caroline Stolle	.212	48-42	113	16	24	7	0	0	15	31	.274	13	0	16	0	.294	0	2	2-3	41	0	3	.932	
6	Alisia Narodowski	.176	59-59	148	16	26	2	0	3	14	37	.250	14	3	31	0	.261	0	8	1-1	58	63	12	.910	

22	Theresa Walsh	.500	8-0	2	2	1	0	0	0	0	1	.500	0	0	0	0	.500	0	0	1-1	0	0	0	.000	
15	Jenna Rhodes	.500	31-0	2	8	1	0	0	0	0	1	.500	1	0	0	0	.667	0	0	13-19	0	0	0	.000	
7	Ashley Thatcher	.333	6-0	3	1	1	0	0	0	0	1	.333	2	0	1	0	.600	0	0	0-0	1	0	0	1.000	
24	Morgan Harris	.250	4-0	4	1	1	0	0	0	1	1	.250	0	0	1	0	.250	0	0	0-0	0	0	0	.000	
11	Kelsy Rokey	.200	29-26	65	3	13	4	0	2	6	23	.354	5	0	16	0	.257	0	0	0-0	281	35	2	.994	
4	Caitlin Murphy	.184	24-11	49	2	9	0	0	0	3	9	.184	3	0	5	0	.231	0	2	0-0	6	7	2	.867	
2	Allyson Campbell	.000	25-0	3	8	0	0	0	0	0	0	.000	0	1	0	0	.250	0	0	3-3	0	0	0	.000	
17	Crystal Beach	.000	26-0	3	7	0	0	0	0	0	0	.000	0	0	2	0	.000	0	0	1-2	0	0	0	.000	
TEAM TOTALS		.281	60-60	1618	232	454	70	6	27	209	617	.381	169	24	254	6	.356	4	41	92-115	1222	342	55	.966	
OPPONENTS		.161	60-60	1438	161	231	36	7	37	148	392	.273	187	37	653	3	.272	10	39	54-61	1212	543	70	.962	

LOB - Team (421), Opp (338). DPs turned - Team (7), Opp (14). CI - Team (2), Rokey, K. 2, Opp (1). IBB - Team (3), Savre, S. 2, Mariconda, C. 1.
Picked off - Savre, S. 1, Rhodes, C. 1.

Pitching Statistics

No.	Player	ERA	W-L	APP	GS	CG	SHO/CBO	SV	IP	H	R	ER	BB	SO	2B	3B	HR	AB	B/Avg	WP	HBP	BK	SFA	SHA	
1	Angela Tinchler	1.01	26-9	45	33	28	10/0	3	256.1	89	52	37	100	504	10	0	15	853	.104	33	19	2	2	20	
16	Katie Maynard	3.62	13-11	30	24	13	2/1	2	141.1	128	95	73	77	147	20	7	20	545	.235	10	15	0	7	16	

10	Karie Morrison	6.46	0-1	5	3	0	0/1	0	8.2	13	10	8	9	2	6	0	1	36	.361	1	1	0	1	3	
7	Ashley Thatcher	28.00	0-0	1	0	0	0/0	0	1.0	1	4	4	1	0	0	0	1	4	.250	1	2	0	0	0	
TOTALS		2.03	39-21	60	60	41	13/1	5	407.1	231	161	118	187	653	36	7	37	1438	.161	45	37	2	10	39	
OPPONENTS		3.12	21-39	60	60	29	9/2	5	404.0	454	232	180	169	254	70	6	27	1618	.281	31	24	0	4	41	

PB - Team (23), Rokey, K. 18, Hoffman, K. 5, Opp (3). Pickoffs - Team (1), Rokey, K. 1, Opp (2). SBA/ATT - Tinchler, A. (36-42), Hoffman, K. (35-39), Rokey, K. (19-22), Maynard, K. (18-19).

Hitting minimums — 50% of Games, 1.0 AB/Game; Pitching minimums — 10% of Games, 1.0 IP/Game

2006 SOFTBALL RESULTS

Date	Opponent	Score	Date	Opponent	Score	Date	Opponent	Score
Feb. 12	at Furman	W, 8-0 (6)	12	NC State *	L, 0-1 (8)	21	Florida State *	W, 2-0
	at Furman	W, 10-0 (6)	18	Virginia *	W, 4-1	22	Florida State *	W, 10-2 (5)
19	UNC Greensboro ¹	W, 3-0		Virginia *	L, 3-4		Florida State *	L 7-9
	at Charlotte ¹	W, 10-2 (5)	19	Virginia *	W, 10-2 (5)	25	at UNC Greensboro	W, 2-0
	UNC Greensboro ¹	W, 9-1	22	Marshall	W, 9-5		at UNC Greensboro	W, 5-3
24	Pittsburgh ²	W, 4-0		Marshall	W, 12-5 (6)	29	at Georgia Tech *	W, 4-2
	at Coastal Carolina ²	W, 5-1	25	at NC State *	W, 3-2		at Georgia Tech *	W, 4-1
25	Minnesota ²	W, 6-1		at NC State *	L, 0-8 (5)	30	at Georgia Tech *	L, 2-3
	at Coastal Carolina ²	W, 4-0 (5)	26	at NC State *	W, 2-1 (9)	May 4	Liberty	L, 5-6
Mar. 1	Radford	W, 3-2 (9)	28	South Carolina	W, 1-0		Liberty	L, 0-3
	Radford	L, 0-11 (5)		South Carolina	W, 2-1 (5)	11	vs. Virginia ⁶	L, 0-3
3	Portland State ³	L, 1-3	Apr. 1	at Boston College *	W, 2-0		vs. Maryland ⁶	W, 1-0
	Nevado-Reno ³	W, 6-5 (11)	2	at Boston College *	W, 7-6	12	vs. #22 NC State ⁶	L, 2-7
4	#12 Arizona State ³	W, 2-1 (8)		at Boston College *	W, 6-0	19	vs. #19 Louisville ⁷	W, 1-0 (12)
	Southern Utah ³	W, 10-2 (6)	9	at Maryland *	L, 0-1 (8)	20	vs. #6 Tennessee ⁷	L, 1-9 (5)
5	at UNLV ³	W, 2-1		at Maryland *	L, 1-5		vs. #19 Louisville ⁷	L, 1-10 (5)
9	Central Michigan ⁴	W, 6-3	12	at Ohio	W, 4-3			
	Tennessee Chattanooga ⁴	L, 0-1		at Ohio	L, 1-3			
10	Illinois ⁴	L, 4-5	15	#23 North Carolina *	L, 0-1			
	Coastal Carolina ⁴	L, 3-4		#23 North Carolina *	W, 3-0			
11	Fordham ⁴	W, 5-4	16	#23 North Carolina *	L, 0-2			
	Northern Illinois ⁴	W, 6-3	18	East Tennessee State ⁵	W, 8-2			

¹ Charlotte Tournament @ Charlotte, N.C.

² Myrtle Beach Chevy Chanticleer Classic @ Conway, S.C.

³ UNLV Tournament @ Las Vegas, Nev.

⁴ USF-adidas Invitational @ Clearwater, Fla.

⁵ State-Line Classic @ Bristol, Tenn.

⁶ ACC Championship @ Chapel Hill, N.C.

⁷ NCAA Regionals @ Knoxville, Tenn.

* denotes ACC game

THE RECORD BOOK

Team Records • Season

Games played:	70, 1999
Games won:	54, 1999
Games lost:	32, 1996 & 1997
Most home wins:	20, 2000
Most road wins:	16, 2005 & 2006
Most neutral site wins:	24, 1999

Team Batting • Game

At bats:	48, vs. Florida State, 5/12/05
Runs:	19, vs. St. Louis, 2/28/98
Hits:	23, vs. Radford, 3/30/02
Doubles:	7, vs. James Madison, 4/10/02
Triples:	3, twice (last: vs. East Tennessee State, 4/25/02)
Home Runs:	4, three times (last at Seton Hall, 4/5/03)
Runs Batted In:	18, vs. St. Louis, 2/28/98
Total Bases:	31, vs. Radford, 3/30/02
Sacrifice Flies:	2, eight times (last vs. Rutgers, 4/2/04)
Sacrifice Bunts:	5, vs. Liberty, 2/23/01
Strikeouts:	17, three times (last vs. Southern Miss, 2/17/01)
Walks:	11, vs. Fordham, 4/5/98
Stolen Bases:	7, vs. UNC Greensboro, 2/19/06

Team Fielding • Game

Putouts:	42, vs. Florida State, 5/12/05
Assists:	20, twice (last vs. St. Bonaventure, 3/31/96)
Chances:	53, vs. Florida State, 5/12/05
Errors:	7, four times (last vs. Arizona State, 3/7/03)
Double Plays:	3, vs. Liberty, 2/23/01
Passed Balls:	3, four times (last vs. NC State, 3/12/06)
SBs Against:	7, vs. Kansas, 3/13/99
Caught Stealing:	3, last vs. Seton Hall, 3/5/02

Team Pitching • Game

Innings:	14.0, vs. Florida State, 5/12/05
Strikeouts:	26, vs. Nevada, 3/3/06
Walks:	9, four times (last vs. Georgia Tech, 4/29/06)
Hits Allowed:	18, twice (last vs. Tennessee, 4/30/97)
Runs Allowed:	18, vs. North Carolina, 3/3/96
HRs Allowed:	4, at Notre Dame, 4/20/02
Doubles Allowed:	5, seven times (last at Villanova, 4/26/03)
Triples Allowed:	3, three times (last vs. Massachusetts, 4/18/98)
Hit By Pitch:	5, at Ohio, 4/12/06

Individual Batting • Game

At Bats:	7, Sarah Prorise, vs. Florida State, 5/12/05
Runs Scored:	4, Shanel Garofalo vs. Radford, 3/30/02
Hits:	5, S. Garofalo vs. Radford, 3/30/02 & K. Brown vs. UNCG, 2/19/06
Doubles:	3, C. Farmer vs. UNCG, 2/19/00 & S. Crowder vs. Fordham, 3/24/96
Triples:	2, Courtney Brinkman at East Tennessee State, 4/25/02
Home Runs:	2, last by Alisia Narodowski vs. Marshall, 3/22/06
Total Bases:	11, Megan Evans vs. North Carolina A&T, 2/21/04
Runs Batted In:	8, Megan Evans vs. North Carolina A&T State, 2/21/04
Walks:	4, Megan Evans vs. St. John's 4/27/02
Sacrifice Flies:	1 on numerous occasions
Sacrifice Bunts:	3, last by Sarah Wolf vs. Davis & Elkins, 3/22/96
Hit by Pitch:	3, Carmen Farmer vs. Syracuse, 4/2/01
Strikeouts:	4, S. Savre vs. Fla. St., 5/12/05 & C. Rhodes vs. Nevada, 3/3/06
Stolen Bases:	3, Bronwyn Blair vs. George Mason, 3/22/00

Individual Fielding • Game

Chances:	24, Kelsy Rokey vs. Nevada, 3/3/06
Putouts:	22, Megan Evans vs. Radford, 2/23/05

LARGEST SCORING MARGINS

Largest Win: 16 runs; vs. St. Louis (19-3), 2/28/98
Largest Conference Win: 13 runs; vs. St. Bonaventure (13-0) 4/12/98
Largest Loss: 17 runs, vs. North Carolina (18-1), 3/3/96 & vs. Tennessee (17-0), 4/30/97
Largest Conference Loss: 16 runs; vs. Massachusetts (16-0), 4/6/96

STREAKS & PRODUCTIVITY

Longest Hitting Streaks:

1. Kelly Brown, 2005	24
2. Kara Krumhardt, 1999	16
3. Bronwyn Blair, 2000	15
4. Michelle Meadows, 1997	12
Michelle Meadows, 2000	12
Mindi Wylie, 2002	12
Kelly Brown, 2003	12
8. Kelly Brown, 2005	11
Megan Evans, 2005	11
Caitlin Murphy, 2005	11
Amy Voorhees, 2002	11

Most Career Multi-Hit Games:

1. Michelle Meadows (1997-2000)	69
Kelly Brown (2003-06)	69
3. Bronwyn Blair (1998-2001)	67
4. Kara Krumhardt (1997-2000)	65
Shanel Garofalo (2001-04)	65

Most Career Multi-RBI Games:

1. Megan Evans (2002-2005)	43
3. Ali Verbage (1998-2001)	30
Kara Krumhardt (1997-2000)	30
4. Megan Evans (2002-)	29
5. Shanel Garofalo (2001-04)	28

Assists:	9, Melissa Sanderson, twice, last vs. St. Bonaventure, 3/31/96
Errors:	4, last by Carmen Farmer vs. Arizona State, 3/7/03

Individual Pitching • Game

Innings:	12.2, Angela Tincher vs. Florida State, 5/12/05
Most Hits:	15, Jennie Kallio vs. Tennessee, 4/30/97
Most Runs:	16, Jennie Kallio vs. Tennessee, 4/30/97
Most Earned Runs:	11, Allison Weist vs. Southwestern Louisiana, 3/29/97
Most Doubles:	5, last by Rachel Pacheco vs. South Carolina, 3/2/03
Most Triples:	3, Michelle Johnson vs. Massachusetts, 4/18/98
Most Home Runs:	4, Ashlee Dobbe at Notre Dame, 4/20/02
Strikeouts:	22, Angela Tincher vs. Radford, 2/23/05
Walks:	9, last by Katie Maynard at Georgia Tech, 4/29/06
Hit By Pitch:	4, last by Angela Tincher vs. Virginia, 5/11/06

Team Batting • Season

Batting Average:	.297, 2002 (highest); .242, 1996 (lowest)
Slugging Percentage:	.447, 1998 (highest); .303, 1996 (lowest)
On Base Percentage:	.363, 1998 (highest); .306, 1996 (lowest)
At-bats:	1,874, 2005 (most); 1,196, 1996 (fewest)
Runs:	302, 1998 (most); 170, 1996 (fewest)
Hits:	504, 2005 (most); 290, 1996 (fewest)
Doubles:	96, 2002 (most); 35, 1996 (fewest)
Triples:	19, 1997 (most); 5, 2004 (fewest)
Home Runs:	45, 2005 (most); 1, 1996 (fewest)
Runs Batted In:	258, 2002 (most); 131, 1996 (fewest)
Total Bases:	739, 2005 (most); 363, 1996 (fewest)
Walks:	190, 2005 (most); 94, 1996 (fewest)
Hit by Pitch:	25, 2002 (most); 8, 1997 (fewest)
Strikeouts:	328, 1999 (most); 147, 1996 (fewest)
Sacrifice Flies:	11, 1999 & 2001 (most); 3, 2000 (fewest)
Sacrifice Bunts:	67, 1998 (most); 26, 2003 (fewest)
Stolen Bases:	92, 2006 (most); 14, 2002 (fewest)
Stolen Base Attempts:	115, 2006 (most); 24, 2002 (fewest)

Team Fielding • Season

Chances:	2,087, 2005 (most); 1,460, 2003 (fewest)
Putouts:	1,447, 2005 (most); 914, 1996 (fewest)
Assists:	628, 1998 (most); 342, 2006 (fewest)
Errors:	139, 1997 (most); 52, 2002 (fewest)
Fielding Percentage:	.971, 2000 & 2002 (highest); .918, 1996 (lowest)
Double Plays Turned:	23, 2001 (most); 7, 2006 (fewest)

Team Pitching • Season

Earned Run Average:	1.03, 1999 (lowest); 3.83, 1997 (highest)
Saves:	6, 2005 (most); 1 on two occasions (fewest)
Complete Games:	58, 1999 (most); 22, 2003 (fewest)
Shutouts:	33, 1999 (most); 1, 1996 (fewest)
Innings Pitched:	482.1, 2005 (most); 304.2, 1996 (fewest)
Hits:	493, 1998 (most); 231, 2006 (fewest)
Runs:	296, 1997 (most); 104, 1999 (fewest)
Earned Runs:	197, 1997 (most); 70, 1999 & 2001 (fewest)
Walks:	194, 2005 (most); 102, 1997 (fewest)
Strikeouts:	653, 2006 (most); 139, 1998 (fewest)
Doubles:	73, 1997 (most); 34, 2001 (fewest)

Triples:22, 1996 & 1997 (most); 3, 2001 (fewest)
 Home Runs:**37, 2006 (most)**; 7, 1996 (fewest)
 Hit By Pitch:**37, 2006 (most)**; 11, 1998 (fewest)
 Pick-offs:5, 2002 (most); 1, three times (fewest)

Individual Batting • Season

Games Played:70, Clarisa Crowell & Laura Flowers, 1999
 At Bats:236, Kelly Brown, 2005
 Runs Scored:49, Carmen Farmer, 2002
 Hits:76, Kelly Brown, 2005
 Doubles:18, Kara Krumhardt, 1999
 Triples:8, Melissa Sanderson, 1996
 Home Runs:16, Megan Evans, 2005
 Total Bases:123, Megan Evans, 2005
 Runs Batted In:50, Megan Evans, 2005
 Batting Average (min. 50 at bats):376, Michelle Meadows, 1997
 Slugging Percentage:642, Megan Evans, 2004
 On Base Percentage:474, Megan Evans, 2005
 Walks:51, Megan Evans, 2005
 Sacrifice Flies:3, Ali Verbage, 1999
 Sacrifice Bunts:19, Caitlin Murphy, 2005
 Hit by Pitch:8, Kathleen Jones, 2005
 Strikeouts:58, Ali Verbage, 2001
 Stolen Bases:**34-38, Callie Rhodes, 2006**

Individual Fielding • Season

Chances:550, Megan Evans, 2005
 Putouts:491, Megan Evans, 2005
 Assists:198, Kara Krumhardt, 1997
 Errors:34, Michelle Meadows, 1997

Individual Pitching • Season

Earned Run Average (min. 25 IP):0.92, Ashlee Dobbe (251.0 IP), 1999
 Lowest Opp. Batting Average:**.104, Angela Tincher, 2006**
 Strikeouts Per 7 IP:**13.7, Angela Tincher, 2006**
 Appearances:47, Michelle Johnson, 1998
 Starts:44, Ashlee Dobbe, 1999
 Wins:30, Ashlee Dobbe, 2002
 Saves:**3, Angela Tincher, 2005 & 2006**
 Complete Games:34, Ashlee Dobbe, 1999
 Shutouts:17, Ashlee Dobbe, 1999
 Combined Shutouts:5, Natalie Smith, 2002
 Innings Pitched:283.0, Ashlee Dobbe, 2002
 Won-Lost Pctg. (min. 8 decisions):784 (29-8), Ashlee Dobbe, 1999
 Most Hits:256, Michelle Johnson, 1998
 Most Runs:145, Jennie Kallio, 1996
 Most Earned Runs:96, Katie Maynard, 2005
 Most Doubles:41, Ashlee Dobbe, 2002
 Most Triples:11, last by Michelle Johnson, 1998
 Most Home Runs:20, Katie Maynard, 2006
 Strikeouts:**504, Angela Tincher, 2006**
 Walks:120, Ashlee Dobbe, 1999
 Wild Pitches:**33, Angela Tincher, 2006**
 Hit By Pitch:22, Katie Maynard, 2005

Individual Batting • Career

Games Played:252, Bronwyn Blair, 1998-01
 At Bats:842, Bronwyn Blair, 1998-01
 Runs Scored:151, Bronwyn Blair, 1998-01
 Hits:259, Kelly Brown, 2003-06
 Doubles:48, Michelle Meadows, 1997-00
 Triples:12, Bronwyn Blair, 1998-01
 Home Runs:50, Megan Evans, 2002-05



Bronwyn Blair

NO-HITTERS & PERFECT GAMES

• Perfect Games

1. Ashlee Dobbe vs. St. Bonaventure W, 10-0 (5)5/7/00
2. Ashlee Dobbe vs. Hofstra W, 6-03/10/02
3. Katie Maynard vs. Liberty W, 3-05/9/04

• No-Hitters

1. Ashlee Dobbe vs. Brown W, 1-03/26/99
2. Clarisa Crowell vs. Boston College W, 2-03/27/99
3. Clarisa Crowell vs. La Salle W, 6-04/18/99
4. Clarisa Crowell vs. Greensboro W, 1-04/21/99
5. Ashlee Dobbe vs. La Salle W, 8-0 (5)4/29/00
6. Ashlee Dobbe vs. Dayton W, 4-05/11/00
7. Catherine Gilliam vs. Cornell W, 2-03/2/01
8. Ashlee Dobbe/Natalie Smith vs. Winthrop W, 6-02/24/02
9. Clarisa Crowell vs. Providence W, 3-03/24/02
10. Ashlee Dobbe vs. Gardner-Webb W, 8-0 (5)3/29/02
11. Ashlee Dobbe vs. Tennessee W, 6-04/17/02
12. Ashlee Dobbe vs. Pittsburgh W, 4-04/21/02
13. Katie Maynard/Rachel Pacheco vs. Liberty L, 0-14/2/03
14. Katie Maynard vs. Providence W, 1-0 (8)4/23/04
15. Angela Tincher/Karie Morrison vs. St. Bonaventure W, 8-0 (5)3/19/05
16. Angela Tincher vs. Maryland W, 5-03/25/05
17. Angela Tincher vs. Furman W, 8-0 (6)2/12/06
18. Angela Tincher vs. Radford W, 3-2 (9)3/1/06
19. Angela Tincher vs. Virginia W, 4-13/18/06
20. Angela Tincher vs. UNC Greensboro W, 2-04/25/06

Runs Batted In:161, Megan Evans, 2002-05
 Total Bases:408, Megan Evans, 2002-05
 Batting Average (min. 150 at bats):347, Michelle Meadows, 1997-00
 Slugging Percentage:609, Megan Evans, 2002-05
 On Base Percentage:426, Megan Evans, 2002-05
 Walks:121, Megan Evans, 2002-05
 Intentional Walks:16, Megan Evans, 2002-05
 Sacrifice Flies:6, Shanel Garofalo, 2001-04
 Sacrifice Bunts:35, Kara Krumhardt, 1997-00
 Hit by Pitch:16, Shanel Garofalo, 2001-04
 Strikeouts:190, Ali Verbage, 1998-01
 Stolen Bases:**81, Callie Rhodes, 2003-present**
 Stolen Base Attempts:**91, Callie Rhodes, 2003-present**

Individual Fielding • Career

Chances:1,804, Laura Flowers, 1997-00
 Putouts:1,693, Laura Flowers, 1997-00
 Assists:644, Kara Krumhardt, 1997-00
 Errors:64, M. Meadows, 1997-00 & C. Farmer, 2000-03
 Percentage (min. 100 chances):**.994, Kelsy Rokey, 2006-present**

Individual Pitching • Career

Earned Run Average (min. 150 IP):**1.03, Angela Tincher, 2005-present**
 Lowest Opp. Batting Average:**.126, Angela Tincher, 2005-present**
 Strikeouts Per 7 IP:**13.0, Angela Tincher, 2005-present**
 Appearances:152, Ashlee Dobbe, 1999-02
 Starts:132, Ashlee Dobbe, 1999-02
 Wins:93, Ashlee Dobbe, 1999-02
 Losses:41, Ashlee Dobbe, 1999-02
 Saves:**6, Angela Tincher, 2005-present**
 Complete Games:109, Ashlee Dobbe, 1999-02
 Shutouts:47, Ashlee Dobbe, 1999-02
 Combined Shutouts:11, Ashlee Dobbe, 1999-02
 Innings Pitched:863.2, Ashlee Dobbe, 1999-02
 Won-Lost Pctg. (min. 16 dec.):**723 (45-18), Angela Tincher, 2005-present**
 Most Hits:624, Katie Maynard, 2003-06
 Most Runs:402, Katie Maynard, 2003-2006
 Most Earned Runs:312, Katie Maynard, 2003-2006
 Most Doubles:110, Katie Maynard, 2003-2006
 Most Triples:20, Michelle Johnson, 1997-98
 Most Home Runs:68, Katie Maynard, 2003-2006
 Strikeouts:926, Ashlee Dobbe, 1999-02
 Walks:316, Katie Maynard, 2003-2006
 Wild Pitches:**55, Angela Tincher, 2005-present**
 Hit By Pitch:61, Katie Maynard, 2003-2006

INDIVIDUAL GAME RECORDS

Most RBI in a game

- 8.....Megan Evans vs. North Carolina A&T State February 21, 2004
- 7.....Jennifer McKibben vs. Fordham April 5, 1998
- 6.....Megan Evans vs. Liberty.....March 27, 2002
- 6.....Ali Verbage vs. Fordham..... April 30, 2000
- 6.....Shanel Garofalo vs. Robert MorrisMarch 21, 2004
- 6.....Kelly Brown vs. UNC Greensboro February 19, 2006

Most home runs in a game

- 2.....20 times; last: Alisia Narodowski vs. Marshall.....March 22, 2006

Most times hit by pitch in a game

- 3.....Carmen Farmer vs. SyracuseApril 2, 2001
- 2.....five times; last: Charisse Mariconda vs. NC State May 12, 2006

Most innings pitched in a game

- 12.2Angela Tincher vs. Florida State May 12, 2005
- 12.0Angela Tincher vs. Louisville..... May 19, 2006
- 11.0Angela Tincher vs. Nevada March 3, 2006
- 11.0Katie Maynard at Boston CollegeMarch 27, 2004
- 11.0Catherine Gilliam vs. Liberty..... February 23, 2001
- 10.0Ashlee Dobbe vs. Connecticut.....March 31, 2001
- 10.0Jennie Kallio vs. St. BonaventureMarch 31, 1996
- 10.0Angela Tincher vs. Iowa State..... February 27, 2005
- 9.2.....Ashlee Dobbe at Pittsburgh April 21, 2002

Most hits allowed in a game

- 15.....Jennie Kallio vs. Tennessee April 30, 1997
- 14.....Michelle Johnson vs. Rutgers..... April 24, 1998
- 13.....6 times (last: Katie Maynard vs. NC State) April 16, 2005

Most runs allowed in a game

- 16.....Jennie Kallio vs. Tennessee April 30, 1997
- 13.....Jennie Kallio vs. North Carolina..... March 3, 1996
- 12.....Michelle Johnson vs. Tennessee April 30, 1997

Most earned runs allowed in a game

- 11.....Allison Weist vs. Southwestern Louisiana.....March 29, 1997
- 9.....Jennie Kallio at Carson-Newman..... February 22, 1996
- 9.....Allison Weist at Maryland.....March 15, 1997



Melissa Sanderson

Most walks allowed in a game

- 9.....Christy Huber at Coastal Carolina.....March 14, 1998
- 9.....Katie Maynard at Georgia Tech April 29, 2006
- 8.....5 times (last: Katie Maynard vs. Iowa) February 12, 2005

Most strikeouts in a game

- 26.....Angela Tincher vs. Nevada March 3, 2006
- 22.....Angela Tincher at Radford February 23, 2005
- 21.....Angela Tincher vs. Florida State May 12, 2005
- 20.....Angela Tincher vs. Radford March 1, 2006
- 19.....Angela Tincher vs. UNC Greensboro February 19, 2006
- 19.....Angela Tincher vs. Louisville..... May 19, 2006
- 18.....Five times (last: Angela Tincher at UNC Greensboro)..... April 25, 2006

Most doubles allowed in a game

- 5.....Clarisa Crowell vs. North Carolina.....March 25, 2000
- 5.....Rachel Pacheco vs. South Carolina March 2, 2003
- 5.....Allison Weist at Rhode Island April 12, 1997

Most triples allowed in a game

- 3.....Michelle Johnson vs. Massachusetts..... April 18, 1998
- 2.....14 times (last: Katie Maynard vs. Florida State) April 22, 2006

Most home runs allowed in a game

- 4.....Ashlee Dobbe at Notre Dame April 20, 2002
- 3.....Katie Maynard vs. Syracuse.....March 29, 2003

Most putouts in a game

- 22.....Megan Evans at Radford February 23, 2005
- 21.....Kelsy Rokey vs. Nevada March 3, 2006
- 21.....Megan Evans vs. Florida State May 12, 2005
- 19.....Kelsey Hoffman vs. Louisville..... May 19, 2006
- 18.....Kelsey Hoffman vs. VirginiaMarch 18, 2006
- 18.....Kelsy Rokey at UNC Greensboro April 25, 2006

Most assists in a game

- 9.....Melissa Sanderson vs. UMass-Lowell.....March 16, 1996
- 9.....Melissa Sanderson vs. St. BonaventureMarch 31, 1996
- 8.....Carmen Farmer at Liberty April 2, 2003
- 8.....Kara Krumhardt vs. St. John's March 8, 1998
- 8.....Sara Rowley vs. Hampton April 17, 1996

Most errors in a game

- 4.....Carmen Farmer vs. Arizona State March 7, 2003
- 4.....Lauren Koelemay vs. Delaware..... February 27, 1999
- 4.....Lauren Koelemay at Campbell March 5, 1998

Most passed balls in a game

- 3.....Four times (last: Kelsy Rokey vs. NC State)March 12, 2006
- 2.....Five times (last: Amy Voorhees vs. East Carolina)..... April 14, 2001

FRESHMAN GAME RECORDS

Individual Batting

- At Bats:** 6, Caroline Stolle & Stephanie Savre vs. Florida State, 5/12/05
- Runs Scored:**3, on many occasions
- Hits:**4, K. Brown vs. JMU, 3/12/03, **E. Ota vs. N. Illinois, 3/11/06**
& **C. Mariconda vs. Furman, 2/12/06**
- Doubles:** 3, Carmen Farmer vs. UNC Greensboro, 2/19/00
- Triples:**1, on many occasions
- Home Runs:** 2, Caroline Stolle vs. Radford, 3/31/05,
Megan Evans vs. Liberty, 3/27/02 & Ali Verbage vs. Akron, 2/2/98
- Total Bases:** 9, Caroline Stolle vs. Radford, 3/31/05
- Runs Batted In:** 6, Megan Evans vs. Liberty, 3/27/02
- Walks:** 4, Megan Evans vs. St. John's, 4/27/02
- Sacrifice Flies:**1, on many occasions
- Sacrifice Bunts:**3, Sarah Wolf vs. Davis & Elkins, 3/22/96
- Stolen Bases:** 2, **J. Everhart vs. UNCG, 2/19/06**
& **E. Ota vs. Fordham, 3/11/06**

Individual Fielding

- Putouts:** 21, **Kelsy Rokey vs. Nevada, 3/3/06**
- Assists:** 8, Sara Rowley vs. Hampton, 4/17/96
- Errors:**2, on many occasions

Individual Pitching

- Strikeouts:**.....22, Angela Tincher vs. Radford, 2/23/05
- Hit By Pitch:** 3, by Allison Weist vs. USL, 3/29/97

TEAM GAME RECORDS

Most at bats in a game

48	vs. Florida State	May 12, 2005
42	at Boston College	March 27, 2004
42	at Charlotte	February 24, 2002
41	vs. Radford	March 30, 2002

Most runs scored in a game

19	vs. Saint Louis	February 28, 1998
17	vs. Brown	April 2, 1999
15	Five times (last: vs. George Mason)	March 7, 2004

Most hits in a game

23	vs. Radford	March 30, 2002
22	vs. North Carolina A&T	April 25, 1998
19	vs. Saint Louis	February 28, 1998

Most RBI in a game

18	vs. Saint Louis	February 28, 1998
15	vs. Brown	April 2, 1999
15	vs. Radford	March 30, 2002

Most doubles in a game

7	vs. James Madison	April 10, 2002
6	at Charlotte	February 24, 2002
6	at Radford	February 23, 2005

Most triples in a game

3	vs. Hampton	April 17, 1996
3	at East Tennessee State	April 25, 2002

Most home runs in a game

4	vs. Notre Dame	May 9, 2002
4	at Liberty	April 2, 2003
4	at Seton Hall	April 5, 2003
3	18 times (last: vs. Marshall)	March 22, 2006

Most walks in a game

11	vs. Fordham	April 5, 1998
10	at Boston College	April 2, 2006
10	vs. Boston	February 14, 2003

Most times hit by pitch in a game

4	vs. Villanova	April 14, 2002
4	vs. Radford	February 21, 2001
4	vs. Wagner	March 22, 1996

Most times struck out in a game

17	vs. #21 Southern Miss	February 17, 2001
17	at Massachusetts	May 2, 1999
16	at Massachusetts	May 2, 1999
16	vs. Massachusetts	May 3, 1998

Most stolen bases in a game

7	vs. UNC Greensboro	February 19, 2006
5	vs. Hampton	April 17, 1996

Most steal attempts in a game

8	vs. UNC Greensboro	February 19, 2006
6	vs. Elon	February 22, 2004
5	vs. St. Bonaventure	March 9, 2004
5	vs. Hampton	April 17, 1996
5	vs. Fordham	March 24, 1996

Most innings pitched in a game

14.0	vs. Florida State	May 12, 2005
12.0	vs. #19 Louisville	May 19, 2006
11.0	at Boston College	March 27, 2004
11.0	vs. Liberty	February 23, 2001
11.0	vs. Nevada	March 3, 2006

Most hits allowed in a game

18	vs. Tennessee	April 30, 1997
18	vs. UMass-Lowell	March 16, 1996
17	NC State	April 16, 2006
17	vs. St. John's	April 16, 2004
17	at Radford	April 2, 1998

Most runs allowed in a game

18	vs. North Carolina	March 3, 1996
17	vs. Tennessee	April 30, 1997
16	vs. Massachusetts	April 6, 1996

Most earned runs allowed in a game

13	vs. St. Joseph's	April 28, 1997
12	vs. North Carolina	March 3, 1996
11	Four times (last: at North Carolina)	April 9, 2005

Most walks allowed in a game

9	vs. Massachusetts	April 6, 1996
9	at Coastal Carolina	March 14, 1998
9	vs. Fordham	March 24, 1996
9	at Georgia Tech	April 29, 2006

Most strikeouts by Tech pitchers in a game

26	vs. Nevada	March 3, 2006
22	vs. Florida State	May 12, 2005
22	at Radford	February 23, 2005
20	vs. Radford	March 1, 2006
19	vs. UNC Greensboro	February 19, 2006
19	vs. #19 Louisville	May 19, 2006
18	Six times (last: vs. UNC Greensboro)	April 25, 2006

Most doubles allowed in a game

5	Seven times (last: at Villanova)	April 26, 2003
---	----------------------------------	----------------

Most triples allowed

3	vs. Marshall	April 8, 1997
3	vs. Massachusetts	April 18, 1998
3	vs. North Carolina	March 3, 1996

Most home runs allowed in a game

4	at Notre Dame	April 20, 2002
3	Seven times (last: vs. Radford)	March 1, 2006

Most putouts in a game

42	vs. Florida State	May 12, 2005
36	vs. #19 Louisville	May 19, 2006
33	Three times (last: vs. Nevada)	March 3, 2006

Most errors in a game

7	Four times (last: vs. Arizona State)	March 7, 2003
---	--------------------------------------	---------------



Laura Flowers

SINGLE-SEASON LEADERS

HITTING

Games Played

70..... Clarisa Crowell..... 1999
70..... Laura Flowers..... 1999
69..... Megan Evans..... 2005
69..... Michelle Meadows..... 1999
68..... Kara Krumhardt..... 1999
68..... Caitlin Murphy..... 2005

Batting Average (min. 100 at bats)

.376..... Michelle Meadows..... 1997
.372..... Ali Verbage..... 1998
.367..... Clarisa Crowell..... 2002
.358..... Jennifer McKibben..... 1997
.354..... Michelle Meadows..... 1998

Slugging Pct. (min. 100 AB)

.642..... Megan Evans..... 2004
.631..... Megan Evans..... 2005
.600..... Megan Evans..... 2003
.596..... Ali Verbage..... 1998
.571..... Clarisa Crowell..... 2002

At-Bats

236..... Kelly Brown..... 2005
227..... Caitlin Murphy..... 2005
223..... Bronwyn Blair..... 1999
210..... Kara Krumhardt..... 1999
210..... Bronwyn Blair..... 2000

Runs Scored

49..... Carmen Farmer..... 2002
44..... Bronwyn Blair..... 2000
42..... Bronwyn Blair..... 1998
42..... Kelly Brown..... 2005

Hits

76..... Kelly Brown..... 2005
72..... Kara Krumhardt..... 1999
68..... Ali Verbage..... 1998
67..... Michelle Meadows..... 1999
67..... Bronwyn Blair..... 1998

Doubles

18..... Kara Krumhardt..... 1999
17..... Megan Evans..... 2002
16..... Kelly Brown..... 2005
15..... Charisse Mariconda..... 2006
14..... Michelle Meadows..... 1999
14..... Bronwyn Blair..... 1998
14..... Carmen Farmer..... 2002

Triples

8..... Melissa Sanderson..... 1996
6..... Bronwyn Blair..... 2001
5..... Terri Garland..... 1997
4..... Kara Krumhardt..... 1999
4..... Michelle Meadows..... 1997

Home Runs

16..... Megan Evans..... 2005
14..... Megan Evans..... 2004
11..... Megan Evans..... 2003
9..... Megan Evans..... 2002
9..... Stephanie Savre..... 2005
9..... Clarisa Crowell..... 2000

FRESHMAN SEASON RECORDS

Individual Batting

Games Played: 70, Clarisa Crowell, 1999
At Bats: 204, Clarisa Crowell, 1999
Runs Scored: 42, Bronwyn Blair, 1998
Hits: 68, Ali Verbage, 1998
Doubles: 17, Megan Evans, 2002
Triples: 4, Michelle Meadows, 1997 & Christine Trunnell, 1996
Home Runs: 9, Megan Evans, 2002 & Stephanie Savre, 2005
Total Bases: 109, Ali Verbage, 1998
Runs Batted In: 48, Ali Verbage, 1998
Batting Avg.:376, Michelle Meadows, 1997
Slugging Pct.:596, Ali Verbage, 1998
Walks: 26, Stephanie Savre, 2005
Sac Flies: 2, last: Charisse Mariconda, 2006
Sacrifice Bunts: 14, Clarisa Crowell, 1999
Hit by Pitch: 7, Ali Verbage, 1998
Strikeouts: 46, Caroline Stolle, 2005
Stolen Bases: 17, Bronwyn Blair, 1998

Individual Fielding

Chances: 418, Laura Flowers, 1997
Putouts: 380, Laura Flowers, 1997
Assists: 198, Kara Krumhardt, 1997
Errors: 34, Michelle Meadows, 1997

Individual Pitching

Appearances: 46, Ashlee Dobbe, 1999
Starts: 44, Ashlee Dobbe, 1999
Complete Games: 34, Ashlee Dobbe, 1999
Innings Pitched: 251.0, Ashlee Dobbe, 1999
Earned Run Avg.: 0.92, Ashlee Dobbe, 1999
Most Hits: 166, Allison Weist, 1997
Most Runs: 104, Allison Weist, 1997
Most Home Runs: 18, Katie Maynard, 2003
Strikeouts: 349, Angela Tincher, 2005
Walks: 120, Ashlee Dobbe, 1999
Hit By Pitch: 11, Angela Tincher, 2005
Wins: 21, Angela Tincher, 2005
Shutouts: 17, Ashlee Dobbe, 1999
Saves: 3, Angela Tincher, 2005

Runs Batted In

50..... Megan Evans..... 2005
48..... Ali Verbage..... 1998
47..... Megan Evans..... 2004
40..... Kara Krumhardt..... 1999
40..... Jennifer McKibben..... 1997
39..... Stephanie Savre..... 2005

Total Bases

123..... Megan Evans..... 2005
119..... Kara Krumhardt..... 1999
109..... Ali Verbage..... 1998
102..... Megan Evans..... 2004
97..... Kelly Brown..... 2005
97..... Bronwyn Blair..... 1998

Walks

51..... Megan Evans..... 2005
33..... Megan Evans..... 2004
32..... Kelly Brown..... 2006
29..... Michelle Meadows..... 1998
26..... Stephanie Savre..... 2005

Strikeouts


58..... Ali Verbage..... 2001
56..... Ali Verbage..... 1999
48..... Ali Verbage..... 2000
46..... Caroline Stolle..... 2005
46..... Amy Voorhees..... 2001

Times Hit by Pitch

8..... Kathleen Jones..... 2005
7..... Shanel Garofalo..... 2004
7..... Ali Verbage..... 1998

Stolen Bases

34..... Callie Rhodes..... 2006
31..... Callie Rhodes..... 2004
22..... Kelly Brown..... 2006
19..... Kelly Brown..... 2004
18..... Dawn Medina..... 1997
17..... Bronwyn Blair..... 1998
16..... Kelly Brown..... 2005



Kara Krumhardt

On Base Pct. (min. 100 AB)

.474..... Megan Evans..... 2005
.457..... Clarisa Crowell..... 2002
.444..... Ali Verbage..... 1998
.443..... Michelle Meadows..... 1998
.439..... Megan Evans..... 2004
.439..... Michelle Meadows..... 1997

Sacrifice Flies

3..... Ali Verbage..... 1999
2..... 13 players (last: Charisse Mariconda).. 2006

Sacrifice Hits

19..... Caitlin Murphy..... 2005
17..... Beth Drombetta..... 1996
14..... Clarisa Crowell..... 1999
12..... Laura Flowers..... 1999
12..... Carmen Farmer..... 2001

Bold indicates player active in 2007

SINGLE-SEASON LEADERS

PITCHING

Earned Run Average (min. 25 IP)

0.92 ... Ashlee Dobbe	1999
1.01 ... Angela Tincher	2006
1.05 ... Clarisa Crowell.....	1999
1.06 ... Angela Tincher	2005
1.20 ... Ashlee Dobbe	2001

Strikeouts

504 ... Angela Tincher	2006
349 ... Angela Tincher	2005
290 ... Ashlee Dobbe.....	2002
289 ... Ashlee Dobbe.....	1999
209 ... Clarisa Crowell.....	1999

Walks

120 ... Ashlee Dobbe.....	1999
100 ... Angela Tincher	2006
93 ... Katie Maynard	2005
77 ... Katie Maynard	2006
74 ... Katie Maynard	2003

Winning Percentage (min. 8 dec.)


.784 ... Ashlee Dobbe.....	1999
.756 ... Clarisa Crowell.....	1999
.743 ... Angela Tincher	2006
.714 ... Clarisa Crowell.....	2000
.700 ... Angela Tincher	2005

Lowest Opp. Batting Avg. (min. 25 IP)

.104 ... Angela Tincher	2006
.144 ... Ashlee Dobbe.....	1999
.152 ... Angela Tincher	2005
.153 ... Ashlee Dobbe.....	2000
.188 ... Clarisa Crowell.....	1999

Most Strikeouts/7 inn game (min. 25 IP)

13.8 ... Angela Tincher	2006
12.0 ... Angela Tincher	2005
8.5 ... Ashlee Dobbe.....	2000
8.1 ... Ashlee Dobbe.....	1999
7.5 ... Katie Maynard	2003



Michelle Johnson

Wins

30 ... Ashlee Dobbe.....	2002
29 ... Ashlee Dobbe.....	1999
26 ... Angela Tincher	2006
25 ... Clarisa Crowell.....	1999
21 ... Angela Tincher	2005
21 ... Michelle Johnson.....	1998

Losses

17 ... Michelle Johnson.....	1998
16 ... Jennie Kallio.....	1996
13 ... Ashlee Dobbe.....	2002
13 ... Tina Diamond.....	1996
13 ... Rachel Pacheco	2003
13 ... Katie Maynard	2004
13 ... Katie Maynard	2005

Most Games Started

44 ... Ashlee Dobbe.....	1999
41 ... Ashlee Dobbe.....	2002
33 ... Angela Tincher	2006
31 ... Michelle Johnson.....	1998
31 ... Clarisa Crowell.....	2000

Innings Pitched

283.0 ... Ashlee Dobbe.....	2002
256.1 ... Angela Tincher	2006
251.0 ... Ashlee Dobbe.....	1999
229.1 ... Michelle Johnson.....	1998
225.2 ... Clarisa Crowell.....	1999

Appearances

47 ... Michelle Johnson.....	1998
46 ... Ashlee Dobbe.....	1999
46 ... Ashlee Dobbe.....	2002
45 ... Angela Tincher	2006
41 ... Katie Maynard	2005

Relief Appearances

16 ... Michelle Johnson.....	1998
15 ... Heather McKenzie.....	1996
15 ... Rachel Pacheco	2003
14 ... Karie Morrison	2004
12 ... Katie Maynard	2005
12 ... Angela Tincher	2006

Saves

3 ... Angela Tincher	2005
3 ... Angela Tincher	2006
2 ... Three players (last: Katie Maynard).....	2006

Complete Games


34 ... Ashlee Dobbe.....	1999
33 ... Ashlee Dobbe.....	2002
28 ... Angela Tincher	2006
25 ... Michelle Johnson.....	1998

Shutouts

17 ... Ashlee Dobbe.....	1999
13 ... Ashlee Dobbe.....	2002
12 ... Clarisa Crowell.....	1999
11 ... Ashlee Dobbe.....	2000

Hits Allowed

256 ... Michelle Johnson.....	1998
202 ... Ashlee Dobbe.....	2002
200 ... Katie Maynard	2005
186 ... Jennie Kallio.....	1996
181 ... Clarisa Crowell.....	2000



Angela Tincher

Runs Allowed

144 ... Jennie Kallio.....	1996
134 ... Katie Maynard	2005
111 ... Michelle Johnson.....	1998
104 ... Allison Weist.....	1997
101 ... Jennie Kallio.....	1997

Earned Runs Allowed

93 ... Katie Maynard	2005
76 ... Katie Maynard	2004
75 ... Jennie Kallio.....	1996
73 ... Allison Weist.....	1997
73 ... Ashlee Dobbe.....	2002
73 ... Katie Maynard	2006

Doubles Allowed

41 ... Ashlee Dobbe.....	2002
40 ... Clarisa Crowell.....	2000
38 ... Rachel Pacheco	2003
36 ... Michelle Johnson.....	1998

Triples Allowed

11 ... Allison Weist.....	1997
11 ... Michelle Johnson.....	1998
9 ... Jennie Kallio.....	1996
9 ... Michelle Johnson.....	1997
7 ... Heather McKenzie.....	1996
7 ... Katie Maynard	2005
7 ... Katie Maynard	2006

Home Runs Allowed

20 ... Katie Maynard	2006
19 ... Ashlee Dobbe.....	2002
18 ... Katie Maynard	2003
16 ... Katie Maynard	2004

Wild Pitches

33 ... Angela Tincher	2006
31 ... Jennie Kallio.....	1996
22 ... Angela Tincher	2005
21 ... Ashlee Dobbe.....	1999

Hit Batters

22 ... Katie Maynard	2005
19 ... Angela Tincher	2006
14 ... Jennie Kallio.....	1996
14 ... Katie Maynard	2004

Bold indicates player active in 2007

CAREER LEADERS

HITTING

Games Played

252.....	Bronwyn Blair	1998-01
250.....	Michelle Meadows	1997-00
247.....	Kara Krumhardt	1997-00
243.....	Clarisa Crowell	1999-02
239.....	Laura Flowers	1997-00
235.....	Megan Evans	2002-05
233.....	Ali Verbage	1998-01
229.....	Kelly Brown	2003-06

Batting Avg. (min. 150 at-bats)

.347.....	Michelle Meadows	1997-00
.343.....	Jessica Everhart	2006-present
.333.....	Kelly Brown	2003-present
.316.....	Jennifer McKibben	1997-98
.318.....	Erin Ota	2006-present
.316.....	Megan Evans	2002-05
.315.....	Callie Rhodes	2003-present

At-Bats

842.....	Bronwyn Blair	1998-01
778.....	Kelly Brown	2003-06
763.....	Kara Krumhardt	1997-00
732.....	Michelle Meadows	1997-00
691.....	Clarisa Crowell	1999-02
675.....	Carmen Farmer	2000-03
670.....	Megan Evans	2003-05
657.....	Shanel Garofalo	2001-04

Hits

259.....	Kelly Brown	2003-06
254.....	Michelle Meadows	1997-00
250.....	Bronwyn Blair	1998-01
235.....	Kara Krumhardt	1997-00
212.....	Megan Evans	2003-05
203.....	Shanel Garofalo	2001-04
200.....	Clarisa Crowell	1999-02
196.....	Carmen Farmer	2000-03

Doubles

48.....	Michelle Meadows	1997-00
47.....	Kelly Brown	2003-06
44.....	Megan Evans	2002-05
44.....	Kara Krumhardt	1997-00
42.....	Carmen Farmer	2000-03
41.....	Bronwyn Blair	1998-01
41.....	Shanel Garofalo	2001-04
35.....	Clarisa Crowell	1999-02
31.....	Laura Flowers	1997-00

Triples

12.....	Bronwyn Blair	1998-01
8.....	Melissa Sanderson	1996
8.....	Carmen Farmer	2000-03
8.....	Michelle Meadows	1997-00
7.....	Kelly Brown	2003-06
6.....	Terri Garland	1996-97
6.....	Kara Krumhardt	1997-00
5.....	Ali Verbage	1998-01
5.....	Clarisa Crowell	1999-02
5.....	Christine Trunnell	1996-98

Home Runs

50.....	Megan Evans	2002-05
21.....	Ali Verbage	1998-01
19.....	Shanel Garofalo	2001-04
16.....	Tiffany Hurt	1999-02
16.....	Clarisa Crowell	1999-02
15.....	Kara Krumhardt	1997-00
15.....	Amy Voorhees	2001-02
14.....	Stephanie Savre	2005-present

Runs Batted In

161.....	Megan Evans	2002-05
131.....	Michelle Meadows	1997-00
120.....	Shanel Garofalo	2001-04
116.....	Ali Verbage	1998-01
115.....	Kara Krumhardt	1997-00
103.....	Clarisa Crowell	1999-02

Slugging Pct. (min. 150 AB)


.609.....	Megan Evans	2002-05
.517.....	Jessica Everhart	2006-present
.488.....	Michelle Meadows	1997-00
.484.....	Stephanie Savre	2005-present
.481.....	Amy Voorhees	2001-02
.467.....	Shanel Garofalo	2001-04
.467.....	Charisse Mariconda	2006-present

Total Bases

408.....	Megan Evans	2002-05
357.....	Michelle Meadows	1997-00
351.....	Bronwyn Blair	1998-01
336.....	Kara Krumhardt	1997-00
326.....	Kelly Brown	2003-06
307.....	Shanel Garofalo	2001-04
293.....	Clarisa Crowell	1999-02

Walks

121.....	Megan Evans	2002-05
91.....	Michelle Meadows	1997-00
86.....	Mindi Wylie	2001-04
77.....	Kelly Brown	2003-06
77.....	Carmen Farmer	2000-03
71.....	Clarisa Crowell	1999-02
68.....	Laura Flowers	1997-00
63.....	Ali Verbage	1998-01



Michelle Meadows

Strikeouts

190.....	Ali Verbage	1998-01
137.....	Sarah Prorise	2002-05
137.....	Megan Evans	2002-05
133.....	Laura Flowers	1997-00
127.....	Tiffany Hurt	1999-02
123.....	Mindi Wylie	2001-04
108.....	Carmen Farmer	2000-03
101.....	Bronwyn Blair	1998-01

Stolen Bases

81.....	Callie Rhodes	2003-present
67.....	Kelly Brown	2003-present
52.....	Bronwyn Blair	1998-01
36.....	Dawn Medina	1996-98
26.....	Mary Lowzinski	1998-01
18.....	Terri Garland	1996-97
15.....	Carmen Farmer	2000-03
13.....	Jenna Rhodes	2006-present

Runs Scored

151.....	Bronwyn Blair	1998-01
147.....	Kelly Brown	2003-06
135.....	Carmen Farmer	2000-03
129.....	Kara Krumhardt	1997-00
122.....	Michelle Meadows	1997-00
117.....	Megan Evans	2002-05
104.....	Clarisa Crowell	1999-02
96.....	Shanel Garofalo	2001-04
94.....	Mindi Wylie	2001-04
85.....	Sarah Prorise	2002-05

Times Hit By Pitch

16.....	Shanel Garofalo	2001-04
15.....	Ali Verbage	1998-01
13.....	Kathleen Jones	2003-05
12.....	Bronwyn Blair	1998-01
12.....	Clarisa Crowell	1999-02
10.....	Carmen Farmer	2000-03
10.....	Megan Evans	2003-05

Bold indicates player active in 2007



Megan Evans

CAREER LEADERS

PITCHING

Lowest Earned Run Avg. (min. 150 IP)

1.03Angela Tincher 2005-present
1.36Ashlee Dobbe 1999-02
1.39Clarisa Crowell 1999-02
2.65Michelle Johnson 1997-98
2.79Rachel Pacheco 2003-04
3.17Katie Maynard 2003-06

Strikeouts

920Ashlee Dobbe 1999-02
853Angela Tincher 2005-present
650Katie Maynard 2003-06
475Clarisa Crowell 1999-02
143Rachel Pacheco 2003-04
120Michelle Johnson 1997-98
102Jennie Kallio 1996-97
95Karie Morrison 2004-present

Strikeouts/7 Innings (min. 150 IP)

13.0Angela Tincher 2005-present
7.5Ashlee Dobbe 1999-02
6.6Katie Maynard 2003-06
5.4Clarisa Crowell 1999-02
4.0Rachel Pacheco 2003-04
3.1Jennie Kallio 1996-97

Walks

316Katie Maynard 2003-06
293Ashlee Dobbe 1999-02
169Angela Tincher 2005-present
134Clarisa Crowell 1999-02
80Jennie Kallio 1996-97
77Michelle Johnson 1997-98
77Rachel Pacheco 2003-04
71Christy Huber 1998



Ashlee Dobbe

Highest Winning Pct. (min. 16 dec.)

.723Angela Tincher 2005-present
.722Clarisa Crowell 1999-02
.694Ashlee Dobbe 1999-02
.538Katie Maynard 2003-06
.525Rachel Pacheco 2003-04
.517Michelle Johnson 1997-98
.450Allison Weist 1997-98

Wins

93Ashlee Dobbe 1999-02
65Clarisa Crowell 1999-02
57Katie Maynard 2003-06
47Angela Tincher 2005-present
30Michelle Johnson 1997-98
21Rachel Pacheco 2003-04
13Karie Morrison 2004-present
12Jennie Kallio 1996-97

Losses

49Katie Maynard 2003-06
41Ashlee Dobbe 1999-02
28Michelle Johnson 1997-98
26Jennie Kallio 1996-97
25Clarisa Crowell 1999-02
19Rachel Pacheco 2003-04
18Angela Tincher 2005-present

Starts

132Ashlee Dobbe 1999-02
104Katie Maynard 2003-06
87Clarisa Crowell 1999-02
63Angela Tincher 2005-present
49Michelle Johnson 1997-98
37Rachel Pacheco 2003-04
37Jennie Kallio 1996-97

Innings Pitched

863.2Ashlee Dobbe 1999-02
689.0Katie Maynard 2003-06
614.0Clarisa Crowell 1999-02
460.2Angela Tincher 2005-present
343.0Michelle Johnson 1997-98
250.2Rachel Pacheco 2003-04
234.0Jennie Kallio 1996-97
154.2Allison Weist 1997-98
120.1Catherine Gilliam 2001

Appearances


152Ashlee Dobbe 1999-02
138Katie Maynard 2003-06
106Clarisa Crowell 1999-02
81Angela Tincher 2005-present
75Michelle Johnson 1997-98
58Rachel Pacheco 2003-04

Relief Appearances

34Katie Maynard 2003-06
23Michelle Johnson 1997-98
23Ashlee Dobbe 1999-02
21Rachel Pacheco 2003-04
19Clarisa Crowell 1999-02
18Angela Tincher 2005-present

Saves

6Angela Tincher 2005-present
4Katie Maynard 2003-06



Clarisa Crowell

Complete Games

111Ashlee Dobbe 1999-02
63Katie Maynard 2003-06
62Clarisa Crowell 1999-02
46Angela Tincher 2005-present
37Michelle Johnson 1997-98
21Jennie Kallio 1996-97
15Rachel Pacheco 2003-04

Shutouts

47Ashlee Dobbe 1999-02
26Clarisa Crowell 1999-02
14Angela Tincher 2005-present

Combined Shutouts

11Ashlee Dobbe 1999-02
8Clarisa Crowell 1999-02
6Karie Morrison 2004-present
5Natalie Smith 2002

Batters Faced

3,472Ashlee Dobbe 1999-02
3,108Katie Maynard 2003-06
2,487Clarisa Crowell 1999-02
1,806Angela Tincher 2005-present

FIELDING

Most Chances

1,804Laura Flowers 1997-00
1,584Mindi Wylie 2001-04
1,235Megan Evans 2002-05

Most Putouts

1,693Laura Flowers 1997-00
1,463Mindi Wylie 2001-04
1,089Megan Evans 2002-05

Most Assists

644Kara Krumhardt 1997-00
440Carmen Farmer 2000-03
408Michelle Meadows 1997-00

Bold indicates player active in 2007

HOKIE SCOREBOARDS

1996

Record 16-32 / Atlantic 10 6-10

Coach Scot Thomas

Feb. 22	at Carson-Newman	L	0-10 (5)
	at Carson-Newman	L	0-3
Mar. 1	LIBERTY	L	1-6
	LIBERTY	L	0-3
3	vs. North Carolina ¹	L	1-18 (5)
	at Coastal Carolina ¹	L	0-8 (6)
12	at Winthrop	L	3-5
	at Winthrop	L	3-6
15	vs. Md.-Eastern Shore ²	W	9-1 (5)
	vs. UMass-Lowell ²	W	5-4
16	vs. UMass-Lowell ²	L	12-14
18	CORNELL	L	1-3
	CORNELL	W	4-0
22	vs. Wagner ³	W	7-6
	at Radford ³	L	1-4
	vs. Bucknell ³	L	1-9 (6)
	vs. Davis & Elkins ³	W	13-4 (5)
23	vs. Liberty ³	L	1-6
24	FORDHAM *	W	6-5
	FORDHAM *	W	7-4
30	at Dayton *	W	9-6
	at Dayton *	W	6-5
31	ST. BONAVENTURE *	W	2-1 (10)
	ST. BONAVENTURE *	W	6-1
Apr. 2	N. CAROLINA A&T	W	9-1 (5)
	N. CAROLINA A&T	W	6-5

4	at Liberty	L	1-8
	at Liberty	L	0-3 (6)
6	MASSACHUSETTS *	L	1-10 (5)
	MASSACHUSETTS *	L	0-16 (5)
7	RHODE ISLAND *	L	2-7
	RHODE ISLAND *	L	4-7
10	at Marshall	L	2-3
	at Marshall	L	0-3
11	RADFORD	L	6-7 (8)
	RADFORD	L	2-11 (5)
15	MILLIGAN	L	4-10
	MILLIGAN	L	2-10
17	HAMPTON	L	4-7
	HAMPTON	W	4-1
20	at St. Joseph's *	L	1-6
	at St. Joseph's *	L	1-9 (5)
21	at Temple *	L	0-1
	at Temple *	L	0-1
24	LYNCHBURG	W	10-5
	LYNCHBURG	W	9-1 (5)
27	LA SALLE *	L	3-6
	LA SALLE *	L	1-9

Home games in ALL CAPS

* - indicates Atlantic 10 game

¹ - Coastal Carolina Tournament at Conway, S.C.

² - Tidewater Classic at Hampton, Va.

³ - Radford Invitational at Salem, Va.

1997

Record 24-32 / Atlantic 10 8-8

Coach Scot Thomas

Feb. 26	at UNC Charlotte	W	12-3 (6)
	at UNC Charlotte	L	0-9 (5)
Mar. 3	vs. Holy Family ¹	W	10-4 (6)
	vs. Holy Cross ¹	L	2-5
4	vs. Monmouth ¹	W	5-4 (8)
	vs. Villanova ¹	W	3-2
6	vs. Grand Valley ¹	W	9-5
	vs. Holy Cross ¹	W	4-2
7	vs. Northwood ¹	W	3-2
	vs. Gannon ¹	L	1-3
8	vs. Monmouth ¹	L	0-3
	vs. Villanova ¹	L	2-3 (8)
12	at Liberty	W	2-1
	at Liberty	W	4-0
13	GEORGE MASON	L	6-7 (8)
	GEORGE MASON	L	3-4
15	at Maryland	L	2-7
	at Maryland	L	4-12 (5)
16	at La Salle *	L	0-7
	at La Salle *	W	2-1 (8)
21	vs. Akron ²	L	2-5
	vs. Maine ²	L	3-6
22	vs. Coastal Carolina ²	L	2-5
	vs. Maine ²	L	3-11 (6)
24	vs. Fordham * ³	W	7-3
	vs. Fordham * ³	W	7-3

RECORD VS. OPPONENTS

Team	First	Last	VT	Team	First	Last	VT	Team	First	Last	VT	Team	First	Last	VT
Akron	1997	2004	4-1	Gardner-Webb	2002	2002	2-0	Middle Tennessee	2002	2002	1-0	St. Louis	1998	1998	1-0
Alabama	2000	2000	0-1	George Mason	1997	2004	7-3	Milligan	1996	1996	0-2	St. Peter's	1999	1999	2-0
Appalachian State	2004	2004	1-0	Georgia	1998	2004	0-2	Minnesota	2006	2006	1-0	Sacramento State	2003	2003	0-1
Arizona State	2003	2006	1-2	Georgia Southern	1997	1997	0-1	Mississippi State	2005	2005	1-0	Samford	1998	1998	1-0
Arkansas	2001	2002	0-2	Georgia State	1998	2003	4-3	Monmouth	1997	1997	1-1	San Jose State	2001	2003	0-2
Ball State	2000	2003	1-1	Georgia Tech	1998	2006	5-7	Mount St. Mary's	2004	2004	0-1	Santa Clara	2003	2003	0-1
Bethune-Cookman	2000	2005	1-1	Grand Valley	1997	1997	1-0	Nebraska	2004	2004	0-1	Seton Hall	2001	2004	4-4
Bloomsburg	1998	1998	0-1	Hampton	1996	1996	1-1	Nevada	2006	2006	1-0	Siena	1999	1999	2-0
Boston University	2000	2003	2-0	Hartford	2001	2003	3-0	Niagara	2004	2004	1-0	South Carolina	2000	2006	5-4
Boston College	1999	2006	10-3	Harvard	2000	2000	1-0	North Carolina	1996	2006	4-7	South Florida	2002	2002	1-0
Bowling Green	2001	2001	1-0	Hofstra	2002	2002	1-0	North Carolina A&T	1996	2004	6-0	SE Louisiana	2001	2001	0-1
Brown	1999	1999	2-0	Holy Cross	1997	1997	1-1	North Carolina State	2005	2006	2-6	Southern Miss	1999	2001	0-2
Bucknell	1996	1996	0-1	Holy Family	1997	1997	1-0	NC Greensboro	1997	2006	9-3	Southern Utah	2006	2006	1-0
Buffalo	2004	2004	1-0	Illinois	2001	2006	0-2	NC Wilmington	2003	2003	1-0	Southwest Missouri	1997	1997	0-1
Butler	2004	2004	1-0	Illinois-Chicago	1998	1998	0-1	North Dakota State	2005	2005	0-1	Southwest State	1998	1998	1-0
Campbell	1997	2004	3-2	Iowa	2001	2005	0-5	NE La. (La.-Monroe)	1998	1998	1-0	Stetson	2005	2005	4-0
Canisius	2002	2002	1-0	Iowa State	2005	2005	2-0	Northern Illinois	2002	2006	2-0	Stony Brook	2002	2002	1-0
Carson-Newman	1996	1996	0-2	Jacksonville	2005	2005	1-1	Northern Iowa	2000	2001	1-1	Syracuse	2001	2004	2-6
Central Michigan	1999	2006	2-2	James Madison	2002	2005	6-1	Northwood	1997	1997	1-0	Temple	1996	2000	3-7
Charlotte	1997	2006	6-2	Kansas	1999	1999	1-0	Northwestern State	1998	1998	0-1	Tennessee	1997	2006	5-6
Coastal Carolina	1996	2006	5-4	Kentucky	2000	2001	2-0	Notre Dame	2000	2004	1-10	Tenn.-Chattanooga	2000	2006	2-4
Coll. of Charleston	1999	2005	2-2	La Salle	1996	2000	7-3	Oakland (Mich.)	2003	2003	0-1	Tennessee State	2001	2001	1-0
Connecticut	2000	2004	6-3	Lehigh	2003	2003	1-0	Ohio	1999	2006	3-2	Tennessee Tech	1998	1999	1-1
Cornell	1996	2001	2-1	Liberty	1996	2006	17-11	Ohio State	2004	2004	1-0	Toledo	2004	2004	1-0
Dayton	1996	2000	11-3	Long Beach State	2001	2001	1-0	Oklahoma State	2000	2002	1-1	Troy	2000	2005	2-0
Davis & Elkins	1996	1996	1-0	Long Island	2002	2002	0-1	Oregon	2001	2001	1-1	UNLV	2006	2006	1-0
Delaware	1999	2001	3-0	Louisville	2006	2006	1-1	Pittsburgh	1999	2006	9-2	USL	1997	1997	0-1
East Carolina	1998	1998	5-3	Loyola-Chicago	1999	1999	1-0	Portland State	2006	2006	0-1	Villanova	1997	2004	2-9
East Tennessee St.	2001	2006	8-1	Lynchburg College	1996	1996	2-0	Providence	1998	2004	6-3	Virginia	1998	2006	13-12
Elon	1999	2004	3-0	Maine	1997	1998	0-3	Purdue	2002	2002	0-1	Wagner	1996	1996	1-0
Evansville	1998	2000	1-3	Marist	2001	2003	2-0	Radford	1996	2006	22-8	Washington	1999	1999	0-1
Florida	1999	2000	0-4	Marshall	1996	2006	7-4	Rhode Island	1996	2000	7-4	Western Kentucky	2005	2005	1-0
Florida A&M	1999	2005	4-0	Maryland	1997	2006	3-8	Robert Morris	2004	2004	1-0	Western Michigan	2003	2003	0-1
Florida Atlantic	1999	2000	1-1	Md.-Eastern Shore	1996	1996	1-0	Rutgers	1998	2004	6-4	Winthrop	1996	2005	6-4
Florida International	2004	2004	0-1	Massachusetts	1996	2004	2-15	St. Bonaventure	1996	2005	12-2	Yale	1998	1998	1-0
Florida State	2005	2006	3-4	Mass.-Lowell	1996	1996	1-1	St. Francis (Pa.)	2004	2005	2-0	Youngstown State	2000	2003	2-0
Fordham	1996	2006	11-0	Miami University	2002	2005	5-1	St. John's	1998	2004	6-3				
Furman	2000	2006	3-0	Michigan	1999	2004	1-2	St. Joseph's	1996	2000	8-6				
Gannon	1997	1997	0-1	Michigan State	2000	2005	2-1								

2007 opponents in bold

	28	vs. SW Missouri ⁴	L	1-3
		vs. Maryland ⁴	L	8-9
	29	at Georgia Southern ⁴	L	3-4
		vs. SW Louisiana ⁴	L	2-11 (5)
Apr.	1	LIBERTY	W	5-1
		LIBERTY	L	2-6
	4	DAYTON *	W	9-1 (5)
		DAYTON *	W	15-7 (6)
	6	at St. Bonaventure *	W	4-2
		at St. Bonaventure *	L	1-2
	8	MARSHALL	W	8-7
	12	at Rhode Island *	W	4-2
		at Rhode Island *	L	1-5
	13	at Massachusetts *	L	0-8 (5)
		at Massachusetts *	L	2-6
	15	RADFORD	L	9-13
		RADFORD	L	0-3
	16	WINTHROP	L	3-8
		WINTHROP	W	10-6
	17	CAMPBELL	W	4-3
		CAMPBELL	W	8-7
	22	at North Carolina A&T	W	8-0 (6)
		at North Carolina A&T	W	4-0
	24	UNC GREENSBORO	L	4-5
	26	TEMPLE *	L	4-9
		TEMPLE *	W	4-1
	28	ST. JOSEPH'S *	L	0-9 (5)
		ST. JOSEPH'S *	L	4-14 (6)
	30	vs. Tennessee ⁵	L	0-17 (5)
		vs. Tennessee ⁵	L	2-12 (5)

Home games in ALL CAPS

* - indicates Atlantic 10 game

¹ - Ft. Myers Tournament at Ft. Myers, Fla.

² - Winthrop Tournament at Rock Hill, S.C.

³ - at Salem, Va.

⁴ - Georgia Tech Buzz Classic at Atlanta, Ga.

⁵ - State Line Classic at Bristol, Tenn.

1998

Record 32-31 / Atlantic 10 8-8 (2nd)

Coch Scott Thomas

Feb.	20	vs. Akron ¹	W	10-5
		vs. North Carolina ¹	W	3-2
	21	vs. George Mason ¹	W	11-1 (5)
		vs. Georgia ¹	L	3-4 (9)
		vs. Illinois-Chicago ¹	L	1-9 (6)
	28	vs. Tennessee Tech ²	W	4-2
		vs. Saint Louis ²	W	19-3 (5)
Mar.	1	vs. Northwestern State ²	L	2-4
		at Georgia State ²	W	7-1
		vs. Georgia Tech ²	L	1-2
	5	at Campbell	L	3-5
		at Campbell	L	3-12 (5)
	8	vs. Rhode Island ³	W	4-2 (6)
		vs. St. John's ³	W	9-1 (6)
	10	vs. Bloomsburg ³	L	2-6
		vs. Southwest State ³	W	7-3 (5)
	11	vs. Yale ³	W	8-0 (5)
		vs. Maine ³	L	0-1
	13	vs. Evansville ⁴	L	1-2
		at Coastal Carolina ⁴	W	1-0

	14	vs. Evansville ⁴	W	5-1
		at Coastal Carolina ⁴	W	5-1
	21	vs. Northeast Louisiana ⁵	W	8-6 (4)
		vs. Samford ⁵	W	12-4 (5)
		vs. Providence ⁵	L	1-3
	22	vs. Coastal Carolina ⁵	W	6-5 (6)
	25	UNC CHARLOTTE	W	8-6 (8)
		UNC CHARLOTTE	L	2-5
	28	at St. Joseph's *	W	2-1
		at St. Joseph's *	L	2-5
	29	at Temple *	L	1-2 (9)
		at Temple *	L	3-4
	31	VIRGINIA	L	1-5
		VIRGINIA	L	2-6
Apr.	2	at Radford	L	2-3 (8)
		at Radford	W	10-8
	5	FORDHAM *	W	13-5 (5)
		FORDHAM *	W	11-1 (5)
	6	LA SALLE *	W	5-1
		LA SALLE *	W	9-7
	10	at Dayton *	L	0-1
		at Dayton *	L	5-9
	12	ST. BONAVENTURE *	W	13-0 (5)
		ST. BONAVENTURE *	W	6-1
	15	vs. Tennessee ⁶	L	0-8 (6)
		vs. Tennessee ⁶	L	0-11
	18	MASSACHUSETTS *	L	0-5
		MASSACHUSETTS *	L	1-14 (6)
	20	RHODE ISLAND *	L	2-5
		RHODE ISLAND *	W	7-6
	21	at Liberty	L	1-2
		at Liberty	L	2-5
	24	RUTGERS ⁷	L	8-9
	25	EAST CAROLINA ⁷	W	4-3
		N. CAROLINA A&T ⁷	W	15-2 (5)
	26	RUTGERS ⁷	W	13-10
		EAST CAROLINA ⁷	W	4-3
	28	at UNC Greensboro	L	2-3
		at UNC Greensboro	L	0-2
May	1	vs. Massachusetts ⁸	L	0-7
	2	vs. Dayton ⁸	W	3-2 (8)
		vs. St. Joseph's ⁸	W	8-0 (6)
	3	vs. Massachusetts ⁸	L	1-3

Home games in ALL CAPS

* - indicates Atlantic 10 game

¹ - Triangle Classic at Durham, N.C.

² - Georgia State Tournament at Atlanta, Ga.

³ - Rebel Spring Games at Orlando, Fla.

⁴ - Coastal Carolina Tournament at Conway, S.C.

⁵ - Winthrop Tournament at Rock Hill, S.C.

⁶ - StateLine Classic at Bristol, Tenn.

⁷ - Hudson Hokie Softball Classic at Blacksburg, Va.

⁸ - Atlantic 10 Championship at Kingston, R.I.

1999

Record 54-16 / Atlantic 10 14-2 (2nd)

Coch Scott Thomas

Feb.	17	at Georgia Tech	L	4-5
		at Georgia Tech	W	3-2
	19	at #20 Florida ¹	L	1-2 (8)
		vs. #20 Florida ¹	L	0-3

	20	vs. #4 Michigan ¹	W	6-2
		vs. #4 Michigan ¹	L	0-5
	21	vs. #3 Washington ¹	L	0-5
	26	vs. George Mason ²	W	1-0 (8)
		vs. Marshall ²	W	3-0
	27	vs. Delaware ²	W	7-3
	28	vs. Ohio University ²	W	5-0
		vs. Delaware ²	W	11-3 (5)
		vs. East Carolina ²	L	2-4 (6)
Mar.	6	vs. Georgia Tech ³	W	10-6
		vs. Evansville ³	L	1-6
	7	vs. Pittsburgh ³	W	3-0
		vs. Loyola-Chicago ³	W	4-0
		at Georgia State ³	W	3-0 (6)
	10	at Florida A&M	W	4-0
		at Florida A&M	W	8-1
	12	vs. Central Michigan ⁴	L	0-4
		vs. Florida A&M ⁴	W	3-1
	13	vs. Kansas ⁴	W	3-2 (8)
		vs. Georgia State ⁴	W	4-0
	14	vs. Florida Atlantic ⁴	L	1-4
	19	vs. Elon ⁵	W	4-0
		vs. Tennessee Tech ⁵	L	3-4
	20	vs. #19 Southern Miss ⁵	L	0-6
		vs. Coll. of Charleston ⁵	W	5-1
	24	LIBERTY	W	4-3
		LIBERTY	W	1-0
	26	vs. Boston College ⁶	W	1-0
		vs. George Mason ⁶	W	3-0
		vs. Brown ⁶	W	1-0
	27	vs. Boston College ⁶	W	2-0
		vs. St. Joseph's ⁶	W	2-0
	31	at George Mason	W	2-1
		at George Mason	L	0-1
Apr.	2	BROWN ⁷	W	17-5
		SAINT PETER'S ⁷	W	7-1
	3	SIENA ⁷	W	4-0
		SIENA ⁷	W	5-0
		SAINT PETER'S ⁷	W	1-0 (9)
	6	RADFORD	W	6-1
		RADFORD	W	8-0 (5)
	10	TEMPLE *	W	4-0
		TEMPLE *	W	8-1
	12	ST. JOSEPH'S *	W	8-0 (5)
		ST. JOSEPH'S *	W	1-0
	14	vs. Tennessee ⁸	W	3-1
	17	at Fordham *	W	11-1 (6)
		at Fordham *	W	4-0
	18	at La Salle *	W	6-0
		at La Salle *	W	4-1
	21	UNC GREENSBORO	W	1-0
		UNC GREENSBORO	W	3-0
	24	at St. Bonaventure *	W	5-0
		at St. Bonaventure *	W	7-5 (8)
	25	DAYTON *	W	4-2
		DAYTON *	W	10-0 (5)
	27	at Virginia	W	1-0
		at Virginia	W	1-0
May	1	at Rhode Island *	W	5-0
		at Rhode Island *	W	3-0
	2	at Massachusetts *	L	0-3
		at Massachusetts *	L	1-4
	7	vs. St. Joseph's ⁹	L	0-1
	8	vs. Dayton ⁹	W	5-0
		vs. St. Joseph's ⁹	W	4-2
	9	vs. Massachusetts ⁹	L	0-2

Home games in ALL CAPS

* - indicates Atlantic 10 game

¹ - Univ. of Florida Classic at Gainesville, Fla.

² - East Carolina-Pirate Classic at Greenville, N.C.

³ - Georgia State Tournament at Atlanta, Ga.

⁴ - Florida State Invitational at Tallahassee, Fla.

⁵ - Winthrop Tournament at Rock Hill, S.C.

⁶ - Sports Plus Classic at Richmond, Va.

⁷ - Hudson Hokie Softball Classic at Blacksburg, Va.

⁸ - State Line Classic at Bristol, Tenn.

⁹ - Atlantic 10 Championship at Salem, Va.



The 1999 team won a school-record 54 games and went 17-0 at home.

Continued on next page

Continued from previous page

2000

Record 41-22 / Atlantic 10 12-4 (2nd)
Coach Scot Thomas

Date	Opponent	W/L	Score
Feb. 18	vs. Ball State ¹	L	3-4
	vs. Youngstown State ¹	W	3-0
19	vs. UNC Greensboro ¹	W	4-0
	vs. UNC Charlotte ¹	W	4-0
20	vs. Alabama ¹	L	0-1 (8)
26	RADFORD	W	10-2 (6)
	RADFORD	W	7-0
Mar. 4	vs. Kentucky ²	W	6-3 (9)
	vs. Notre Dame ²	L	0-1 (8)
5	vs. Tennessee ²	W	1-0
	vs. Notre Dame ²	L	0-3
9	vs. UT-Chattanooga ³	W	5-0
	vs. Florida ³	L	2-3
10	vs. Florida Atlantic ³	W	1-0
	vs. Boston ³	W	4-3 (8)
11	vs. Michigan State ³	L	2-3
	vs. #17 Oklahoma State ³	W	2-1
12	vs. Florida ³	L	0-7
17	vs. Northern Iowa ⁴	W	4-1
	vs. Bethune-Cookman ⁴	W	4-1
	vs. Maryland ⁴	L	2-10 (6)
18	vs. Troy State ⁴	W	2-1
	vs. Furman ⁴	W	5-0
19	vs. Georgia State ⁴	L	1-4
22	GEORGE MASON	W	8-0 (5)
	GEORGE MASON	W	6-2
24	vs. Connecticut ⁵	L	0-1
	vs. Georgia State ⁵	L	1-4
25	vs. Evansville ⁵	L	1-9 (5)
	vs. North Carolina ⁵	L	0-5
29	at Marshall	W	1-0
	at Marshall	L	0-2
31	#24 EAST CAROLINA ⁶	W	4-1
Apr. 1	HARVARD ⁶	W	11-1 (5)
	LIBERTY ⁶	W	5-0
2	LIBERTY ⁶	W	4-3 (8)
	#24 EAST CAROLINA ⁶	W	3-0
8	MASSACHUSETTS *	L	5-7
	MASSACHUSETTS *	W	3-1
9	RHODE ISLAND *	W	5-1
	RHODE ISLAND *	W	3-0
11	VIRGINIA	W	5-3
	VIRGINIA	W	5-3
16	at Dayton *	L	1-2
	at Dayton *	W	5-3
19	at Liberty	W	2-0
	at Liberty	W	12-0 (5)
23	at Temple *	L	0-2
	at Temple *	L	0-1 (9)
24	at St. Joseph's *	W	7-0
	at St. Joseph's *	W	5-3
29	LA SALLE *	W	12-2 (5)
	LA SALLE *	W	8-0 (5)
30	FORDHAM *	W	10-1 (5)
	FORDHAM *	W	11-2 (6)
May 6	#25 SOUTH CAROLINA	L	0-3
	#25 SOUTH CAROLINA	L	1-3
7	ST. BONAVENTURE *	W	4-3
	ST. BONAVENTURE *	W	10-0 (5)
11	vs. Dayton ⁷	W	4-0
12	at Massachusetts ⁷	L	2-6
	vs. Dayton ⁷	W	1-0
13	at Massachusetts ⁷	L	0-6

Home games in ALL CAPS

* - indicates Atlantic 10 game

¹ - UNC/Triangle Classic at Raleigh, N.C.

² - State Line Classic at Bristol, Tenn.

³ - Speedline Invitational at Tampa, Fla.

⁴ - FSU Invitational at Tallahassee, Fla.

⁵ - Georgia Tech Buzz Classic at Atlanta, Ga.

⁶ - Hudson-Hokie Classic at Blacksburg, Va.

⁷ - Atlantic 10 Championship at Amherst, Mass.

2001

Record 36-23 / BIG EAST 12-8 (5th)
Coach Scot Thomas

Date	Opponent	W/L	Score
Feb. 16	vs. SE Louisiana ¹	L	2-3
	vs. #21 Southern Miss ¹	L	0-2
17	vs. Arkansas ¹	L	0-1
	vs. Northern Iowa ¹	L	0-2
21	RADFORD	W	2-0
	RADFORD	W	14-4 (5)
23	vs. Marshall ²	W	9-4
	vs. Liberty ²	W	2-1 (11)
24	vs. UT-Chattanooga ²	L	0-2
	vs. Kentucky ²	W	3-0
25	vs. Marshall ²	L	2-3 (8)
28	at #16 South Carolina	W	4-1 (9)
	at #16 South Carolina	L	1-2
Mar. 2	vs. Delaware ³	W	11-0 (5)
	vs. Cornell ³	W	2-0
	vs. Marist ³	W	8-2
3	vs. Radford ³	W	4-0
	vs. Akron ³	W	7-1
9	vs. Long Beach State ⁴	W	2-1
	vs. #24 Oregon ⁴	L	2-3
	vs. San Jose State ⁴	L	0-2
10	vs. #12 Iowa ⁴	L	1-4
	vs. #24 Oregon ⁴	W	8-7 (9)
11	vs. #12 Iowa ⁴	L	1-6
16	vs. Tennessee State ⁵	W	10-1 (5)
17	at Winthrop ⁵	W	11-0 (5)
	vs. Bowling Green ⁵	W	5-1
18	vs. Illinois ⁵	L	0-3
22	HARTFORD	W	7-0
	HARTFORD	W	5-0
25	BOSTON COLLEGE *	W	2-1
	BOSTON COLLEGE *	W	8-0 (5)
31	CONNECTICUT *	W	3-2 (10)
	CONNECTICUT *	W	3-2
Apr. 1	SYRACUSE *	W	5-4
	SYRACUSE *	L	0-2
4	EAST TENNESSEE ST.	W	8-0 (6)
	EAST TENNESSEE ST.	W	2-0
7	at Rutgers *	W	1-0
	at Rutgers *	L	1-3
8	at Villanova *	L	1-4
	at Villanova *	L	2-3
13	RADFORD ⁶	W	9-0 (5)
	EAST CAROLINA ⁶	L	0-2
14	EAST CAROLINA ⁶	W	7-6 (8)
	RADFORD ⁶	W	8-0 (5)
18	vs. Tennessee ⁷	W	4-2
21	#11 NOTRE DAME *	L	0-5
	#11 NOTRE DAME	L	0-4
22	PITTSBURGH *	W	5-0
	PITTSBURGH *	W	2-1
24	vs. Virginia ⁸	L	2-4 (8)
	vs. Virginia ⁸	L	1-3
28	at Seton Hall *	L	0-5
	at Seton Hall *	L	2-3
29	at St. John's *	W	2-1
	at St. John's *	W	2-1
May 6	PROVIDENCE *	W	2-0
	PROVIDENCE *	W	3-0

Home games in ALL CAPS

* indicates BIG EAST game

¹ - Mardi Gras Classic at Monroe, La.

² - Sonic[®] Classic at Chattanooga, Tenn.

³ - Dixie Classic at Virginia Beach, Va.

⁴ - N.I.S.T. at Sunnyvale, Calif.

⁵ - Winthrop Invitational at Rock Hill, S.C.

⁶ - Hudson-Hokie Classic at Blacksburg, Va.

⁷ - State Line Classic at Bristol, Tenn.

⁸ - at Salem, Va.

2002

Record 42-18 / BIG EAST 12-8 (4th)
Coach Scot Thomas

Date	Opponent	W/L	Score
Feb. 15	vs. Miami, Ohio ¹	L	6-7
	vs. Elon ¹	W	15-4
16	vs. East Carolina ¹	L	2-3
	vs. Miami, Ohio ¹	W	10-2 (5)
17	vs. Long Island ¹	L	3-5
23	at Winthrop	W	10-0 (5)
	at Winthrop	W	6-0
24	at Charlotte	W	8-5 (9)
	at Charlotte	W	8-1
Mar. 1	vs. Middle Tenn. St. ²	W	2-1
	vs. Arkansas ²	L	0-5
7	vs. Purdue ³	L	6-7
	vs. Northern Illinois ³	W	5-4 (9)
8	vs. Oklahoma State ³	L	2-8
	vs. South Florida ³	W	5-2
9	vs. Chattanooga ³	L	0-5
10	vs. Hofstra ³	W	6-0
	vs. Georgia State ³	W	4-0
15	STONY BROOK ⁴	W	4-0
	AKRON ⁴	W	2-0
16	CANISIUS ⁴	W	4-0
24	at Providence *	W	3-0
	at Providence *	W	4-3
27	LIBERTY	W	12-1 (5)
	LIBERTY	W	10-0 (5)
29	GARDNER-WEBB	W	8-0 (5)
	RADFORD	W	8-0 (6)
30	GARDNER-WEBB	W	8-0 (6)
	RADFORD	W	15-0 (5)
Apr. 3	vs. Virginia ⁵	L	2-3
	vs. Virginia ⁵	W	2-1 (8)
6	at Connecticut *	W	7-5
	at Connecticut *	W	3-0
7	at Syracuse *	L	0-5
	at Syracuse *	L	0-3
10	JAMES MADISON	W	9-3
	JAMES MADISON	W	10-2 (6)
13	RUTGERS *	W	3-1
	RUTGERS *	L	1-5
14	VILLANOVA *	L	2-3
	VILLANOVA *	L	2-4
17	vs. Tennessee ⁶	W	6-0
20	at Notre Dame *	L	0-8 (5)
	at Notre Dame *	L	0-10 (5)
21	at Pittsburgh *	W	4-0
	at Pittsburgh *	L	1-2 (10)
24	at Radford	W	11-2 (5)
	at Radford	W	7-1
25	at East Tennessee St.	W	10-1 (6)
	at East Tennessee St.	W	6-0
27	ST. JOHN'S *	W	5-0
	ST. JOHN'S *	W	7-1
28	vs. Boston College ⁷	W	1-0
	vs. Boston College ⁷	W	4-3
May 5	SETON HALL *	W	3-2 (9)
	SETON HALL *	W	1-0 (9)
9	vs. Notre Dame ⁸	W	8-3
10	vs. Villanova ⁸	W	3-0
11	vs. Notre Dame ⁸	L	1-2
	vs. Notre Dame ⁸	L	1-3

Home games in ALL CAPS

* Indicates BIG EAST game

¹ - Triangle Classic at Raleigh, N.C.

² - Frost Classic at Chattanooga, Tenn.

³ - Speedline Invitational at Plant City, Fla.

⁴ - Hokie Classic at Blacksburg, Va.

⁵ - at Salem, Va.

⁶ - State Line Classic at Bristol, Tenn.

⁷ - at Allentown, Pa.

⁸ - BIG EAST Softball Tournament at Salem, Va.

2003

Record 21-29 / BIG EAST 6-12 (10th)

Coach Scot Thomas

Date	Opponent	W/L	Score
Feb. 14	vs. Boston ¹	W	8-3
	vs. UNC Wilmington ¹	W	2-0
23	vs. Ball State ²	W	6-5
	vs. Chattanooga ²	L	4-6
28	vs. Oakland (Mich.) ³	L	4-6
Mar. 1	vs. Central Michigan ³	L	1-3
	vs. Western Michigan ³	L	1-5
2	vs. #16 South Carolina ³	L	4-8
7	vs. #10 Arizona State ³	L	3-8
	vs. Santa Clara ⁴	L	2-9
8	vs. Sacramento State ⁴	L	5-7
	vs. San Jose State ⁴	L	0-2
9	vs. Georgia Tech ⁴	L	0-6
12	at James Madison	W	10-2
	at James Madison	L	4-7
14	vs. St. Bonaventure ⁵	W	9-7
	vs. Coastal Carolina ⁵	L	1-5
15	vs. Georgia State ⁵	L	2-3
	vs. North Carolina ⁵	L	3-4
21	ST. BONAVENTURE ⁶	L	3-4
	YOUNGSTOWN ST. ⁶	W	9-0 (5)
22	LEHIGH ⁶	W	7-1
	HARTFORD ⁶	W	11-1 (5)
23	MARIST ⁶	W	8-5
25	RADFORD	W	4-2
	RADFORD	W	6-5
29	SYRACUSE*	L	1-4
	SYRACUSE*	W	9-1 (6)
Apr. 2	at Liberty	L	0-1
	at Liberty	W	10-3
5	at Seton Hall*	L	0-1
	at Seton Hall*	W	6-3
6	at St. John's*	L	0-2
	at St. John's*	L	1-3
12	CONNECTICUT*	W	4-0
	CONNECTICUT*	L	2-5
13	BOSTON COLLEGE*	L	2-4
	BOSTON COLLEGE*	L	0-9 (5)
17	VIRGINIA	W	6-5
	VIRGINIA	L	5-10 (6)
19	at Pittsburgh*	W	6-0
	at Pittsburgh*	L	2-4
23	vs. Tennessee ⁷	W	1-0
26	at Villanova*	L	7-10
	at Villanova*	L	1-6
27	at Rutgers*	W	5-4
	at Rutgers*	L	7-10
29	vs. Virginia ⁸	W	7-4
May 4	PROVIDENCE*	L	1-5
	PROVIDENCE*	W	4-1

Home games in ALL CAPS

* indicates BIG EAST game

¹ - Triangle Classic at Raleigh, N.C.

² - Sonic Challenge at Chattanooga, Tenn.

³ - Strawberry Festival at Plant City, Fla.

⁴ - N.I.S.T. @ Sunnysvale, Calif.

⁵ - Hokie Fastpitch Club Classic at Salem, Va.

⁶ - Hokie Round Robin at Blacksburg, Va.

⁷ - State Line Classic at Bristol, Tenn.

⁸ - at Salem, Va.

2004

Record 36-23 / BIG EAST 9-11 (T7th)

Coach Scot Thomas

Date	Opponent	W/L	Score
Feb. 13	vs. Buffalo ¹	W	5-0
	at #7 Georgia ¹	L	0-8 (5)
20	vs. Akron ²	W	11-1 (6)
	vs. Campbell ²	W	6-3
21	vs. N. Carolina A&T St. ²	W	10-1 (6)
	vs. Robert Morris ²	W	14-7

22	vs. Elon ²	W	7-0
27	vs. #7 Michigan ³	L	0-3
	vs. Georgia Tech ³	L	5-6
28	vs. #14 Nebraska ³	L	0-1 (8)
	vs. Ohio State ³	W	1-0
29	vs. #18 Arizona St. ³	L	2-5
Mar. 3	RADFORD	W	7-2
	RADFORD	L	5-6 (6)
7	vs. George Mason ⁴	W	15-2 (5)
	vs. Toledo ⁴	W	4-0
9	vs. St. Bonaventure ⁴	W	11-2 (6)
	vs. Central Michigan ⁴	W	4-3
10	vs. Niagara ⁴	W	3-0
	vs. Butler ⁴	W	3-0
12	vs. UMass ⁵	W	2-1
	at Florida International ⁵	L	2-4
13	vs. Miami (Ohio) ⁵	W	4-0
	vs. Massachusetts ⁵	L	0-4
14	vs. Miami (Ohio) ⁵	W	5-0
17	JAMES MADISON	W	9-2
	JAMES MADISON	W	7-4
19	EAST TENNESSEE ST. ⁶	W	6-4
	ST. FRANCIS ⁶	W	9-1
20	MARSHALL ⁶	W	3-2
	APPALACHIAN ST. ⁶	W	6-0
21	MOUNT ST. MARY'S ⁶	L	1-3
24	at Virginia	L	0-2
	at Virginia	W	5-2
27	at Boston College*	L	0-1 (12)
	at Boston College*	W	4-3
28	at Connecticut*	L	1-7
	at Connecticut*	W	7-6
April 2	RUTGERS*	W	8-0 (6)
	RUTGERS*	W	9-1 (6)
4	VILLANOVA*	L	2-8
	VILLANOVA*	L	0-7
10	PITTSBURGH*	W	7-4
	PITTSBURGH*	W	3-0
16	ST. JOHN'S*	L	3-14 (6)
	ST. JOHN'S*	W	5-1
18	SETON HALL*	L	0-4
	SETON HALL*	W	5-4
21	vs. East Tennessee St. ⁷	L	2-4
	vs. #11 Tennessee ⁷	L	0-1 (9)
24	at Providence*	W	1-0 (8)
	at Providence*	L	4-9
27	vs. Virginia ⁸	W	6-3 (8)
30	at #25 Notre Dame*	L	0-5
	at #25 Notre Dame*	L	1-9 (5)
May 2	at Syracuse*	L	0-8 (6)
	at Syracuse*	L	4-6
9	LIBERTY	W	3-0
	LIBERTY	W	7-1

Home games in ALL CAPS

* indicates BIG EAST game

¹ Georgia Softball Invitational @ Athens, Ga.

² Elon Invitational @ Burlington, N.C.

³ NFCA Leadoff Classic @ Columbus, Ga.

⁴ Rebel Spring Games @ Kissimmee, Fla.

⁵ Blue & Gold Coca-Cola Classic @ Miami, Fla.

⁶ Hokie Fastpitch Club Classic @ Blacksburg, Va.

⁷ State-Line Classic @ Bristol, Tenn.

⁸ at Salem, Va.

2005

Record 44-25 / ACC 4-13 (7th)

Coach Scot Thomas

NCAA TOURNAMENT PARTICIPANTS

Date	Opponent	W/L	Score
Feb. 12	Iowa ¹	L	0-8 (6)
	Stetson ¹	W	5-2
13	Iowa ¹	L	2-3
	Stetson ¹	W	2-1
16	at South Carolina	W	6-5
	at South Carolina	W	3-0
18	Miami University ²	W	2-0
	James Madison ²	W	7-0

19	Western Kentucky ²	W	3-2 (9)
	Tennessee-Chattanooga ²	W	3-2
23	at Radford	W	3-2 (9)
	at Radford	W	13-3 (6)
25	Iowa State ³	W	5-1
	College of Charleston ³	W	1-0
26	Winthrop ³	W	5-1
	Pittsburgh ³	W	4-3
27	Iowa State ³	W	1-0 (10)
Mar. 4	St. Francis (Pa.) ⁴	W	8-0 (6)
	Troy ⁴	W	4-3 (8)
5	Mississippi State ⁴	W	4-3
	Florida A&M ⁴	W	8-1
6	Iowa ⁴	L	1-3
8	at Jacksonville	W	8-4 (8)
	at Jacksonville	L	3-8
11	Michigan State ⁵	W	2-1 (8)
	Stetson ⁵	W	7-4
12	Bethune-Cookman ⁵	L	4-5 (9)
	Stetson ⁵	W	6-5
13	Michigan State ⁵	W	2-1 (8)
18	EAST TENNESSEE STATE ⁶	W	9-1
19	ST. BONAVENTURE ⁶	W	8-0 (5)
	NORTH DAKOTA STATE ⁶	L	1-5
20	EAST TENNESSEE STATE ⁶	W	4-3
25	MARYLAND*	W	5-0
26	MARYLAND*	L	0-10 (5)
	MARYLAND*	L	3-6
31	vs. Radford ⁷	W	5-4
	vs. Radford ⁷	W	3-1
April 2	at Florida State*	L	2-3
	at Florida State*	L	2-4
3	at Florida State*	L	2-5
6	at Liberty	W	4-1
	at Liberty	W	4-2
9	at North Carolina*	W	2-1
	at North Carolina*	L	11-1 (5)
10	at North Carolina*	L	0-1
16	NORTH CAROLINA STATE*	L	3-9
	NORTH CAROLINA STATE*	L	7-9 (8)
17	NORTH CAROLINA STATE*	L	6-10
20	OHIO	W	5-3
	OHIO	L	5-7
23	#18 GEORGIA TECH*	W	9-5
	#18 GEORGIA TECH*	L	3-10
26	UNC GREENSBORO	W	7-1
	UNC GREENSBORO	W	7-4
30	at Virginia*	L	1-4
	at Virginia*	L	1-9 (5)
May 1	at Virginia*	W	6-5
5	WINTHROP	L	1-2
	WINTHROP	W	2-1
12	Florida State ⁹	W	3-2 (14)
13	Virginia ⁹	L	1-2
	North Carolina ⁹	W	4-0
14	Maryland ⁹	W	5-3
	Virginia ⁹	W	2-1
15	#16 Georgia Tech ⁹	L	0-1
20	College of Charleston ¹⁰	L	2-10 (6)
21	Miami University ¹⁰	W	4-1
	College of Charleston ¹⁰	L	3-6

Home games in ALL CAPS

* indicates ACC game

¹ Stetson Round Robin @ DeLand, Fla.

² Sonic Challenge @ Chattanooga, Tenn.

³ Cougar Classic @ Mt. Pleasant, S.C.

⁴ Buzz Classic @ Marietta, Ga.

⁵ Stetson Tournament @ DeLand, Fla.

⁶ Hokie Fastpitch Club Classic @ Blacksburg, Va.

⁷ at Salem, Va.

⁸ State-Line Classic @ Bristol, Tenn.

⁹ ACC Championship @ College Park, Md.

¹⁰ NCAA Regionals @ Knoxville, Tenn.

**For 2006 results,
see page 29.**

THE SERIES RESULTS

Akron (4-1)
 3-21-97 L, 2-5Rock Hill, SC
 2-20-98 W, 10-5Durham, NC
 3-3-01 W, 7-1.....Virginia Beach, VA
 3-15-02 W, 2-0.....Blacksburg
 2-20-04 W, 11-1 (6).....Burlington, NC

Alabama (0-1)
 2-20-00 L, 0-1 (8).....Raleigh, NC

Appalachian State (1-0)
 3-20-04 W, 6-0.....Blacksburg

Arizona State (1-2)
 3-7-03 L, 3-8Sunnyvale, CA
 2-29-04 L, 2-5Columbus, GA
 3-4-06 W, 2-1 (8).....Las Vegas, NV

Arkansas (0-2)
 2-18-01 L, 0-1Monroe, LA
 3-1-02 L, 0-5Chattanooga, TN

Ball State (1-1)
 2-18-00 L, 3-4Raleigh, NC
 2-23-03 W, 6-5Chattanooga, TN

Bethune-Cookman (1-1)
 3-17-00 W, 4-1.....Tallahassee, FL
 3-12-05 L, 4-5 (9).....DeLand, FL

Bloomsburg (0-1)
 3-10-98 L, 2-6Orlando, FL

Boston University (2-0)
 3-10-00 W, 4-3 (8).....Tampa, FL
 2-14-00 W, 8-3.....Raleigh, NC

Boston College (10-3)
 3-26-99 W, 1-0.....Richmond, VA
 3-27-99 W, 2-0.....Richmond, VA
 3-25-01 W, 2-1.....Blacksburg
 3-25-01 W, 8-0 (5).....Blacksburg
 4-29-02 W, 1-0.....Allentown, PA
 4-29-02 W, 4-3.....Allentown, PA
 4-13-03 L, 2-4Blacksburg
 4-13-03 L, 0-9 (5).....Blacksburg
 3-27-04 L, 0-1 (12).....Chestnut Hill, MA
 3-27-04 W, 4-3.....Chestnut Hill, MA
 4-1-06 W, 2-0.....Chestnut Hill, MA
 4-2-06 W, 7-6.....Chestnut Hill, MA
 4-2-06 W, 6-0.....Chestnut Hill, MA

Bowling Green (1-0)
 3-17-01 W, 5-1.....Rock Hill, SC

Brown (2-0)
 3-26-99 W, 1-0.....Richmond, VA
 4-2-99 W, 17-5.....Blacksburg

Bucknell (0-1)
 3-22-96 L, 1-9 (6).....Salem, VA

Buffalo (1-0)
 2-13-04 W, 5-0.....Athens, GA

Butler (1-0)
 3-10-04 W, 3-0.....Kissimmee, FL

Campbell (3-2)
 4-17-97 W, 4-3.....Blacksburg
 4-17-97 W, 8-7.....Blacksburg
 3-5-98 L, 3-5.....Buies Creek, NC
 3-5-98 L, 3-12 (5).....Buies Creek, NC
 2-20-04 W, 6-3.....Burlington, NC

Canisius (1-0)
 3-16-02 W, 4-0.....Blacksburg

Carson-Newman (0-2)
 2-22-96 L, 0-10 (5).....Jefferson City, TN
 2-22-96 L, 0-3.....Jefferson City, TN

Central Michigan (2-2)
 3-12-99 L, 0-4Tallahassee, FL
 3-1-03 L, 1-3.....Plant City, FL
 3-9-04 W, 4-3.....Kissimmee, FL
 3-9-06 W, 6-3.....Clearwater, FL

Charlotte (6-2)
 2-26-97 W, 12-3 (6).....Charlotte, NC
 2-26-97 L, 0-9 (5).....Charlotte, NC
 3-25-98 W, 8-6 (8).....Blacksburg
 3-25-98 L, 2-5.....Blacksburg
 2-19-00 W, 4-0.....Raleigh, NC
 2-24-02 W, 8-5 (9).....Charlotte, NC
 2-24-02 W, 8-1.....Charlotte, NC
 2-19-06 W, 10-2 (5).....Charlotte, NC

Coastal Carolina (5-4)
 3-3-96 L, 0-8 (6).....Conway, SC
 3-22-97 L, 2-5.....Rock Hill, SC
 3-13-98 W, 1-0.....Conway, SC
 3-14-98 W, 5-1.....Conway, SC
 3-22-98 W, 6-5 (6).....Rock Hill, SC
 3-14-03 L, 1-5.....Salem, VA
 2-24-06 W, 5-1.....Conway, SC
 2-25-06 W, 4-0 (5).....Conway, SC
 3-10-06 L, 3-4.....Clearwater, FL

College of Charleston (2-2)
 3-20-99 W, 5-1.....Rock Hill, SC
 2-25-05 W, 1-0.....Mt. Pleasant, SC
 5-20-05 L, 2-10 (6).....Knoxville, TN
 5-21-05 L, 3-6.....Knoxville, TN

Connecticut (6-3)
 3-24-00 L, 0-1Atlanta, GA
 3-31-01 W, 3-2 (10).....Blacksburg
 3-31-01 W, 3-2.....Blacksburg
 4-6-02 W, 7-5.....Storrs, CT
 4-6-02 W, 3-0.....Storrs, CT
 4-12-03 W, 4-0.....Blacksburg
 4-12-03 L, 2-5.....Blacksburg
 3-28-04 L, 1-7.....Storrs, CT
 3-28-04 W, 7-6.....Storrs, CT

Cornell (2-1)
 3-18-96 L, 1-3Blacksburg
 3-18-96 W, 4-0.....Blacksburg
 3-2-01 W, 2-0.....Virginia Beach, VA

Dayton (11-3)
 3-30-96 W, 9-6.....Dayton, OH
 3-30-96 W, 6-5.....Dayton, OH
 4-4-97 W, 9-1 (5).....Blacksburg
 4-4-97 W, 15-7 (6).....Blacksburg
 4-10-98 L, 0-1Dayton, OH
 4-10-98 L, 5-9.....Dayton, OH
 5-2-98 W, 3-2 (8).....Kingston, RI
 4-25-99 W, 4-2.....Blacksburg
 4-25-99 W, 10-0 (5).....Blacksburg
 5-8-99 W, 5-0.....Salem, VA
 4-16-00 L, 1-2.....Dayton, OH
 4-16-00 W, 5-3.....Dayton, OH
 5-11-00 W, 4-0.....Amherst, MA
 5-12-00 W, 1-0.....Amherst, MA

Davis & Elkins (1-0)
 3-22-96 W, 13-4 (5).....Salem, VA

Delaware (3-0)
 2-27-99 W, 7-3.....Greenville, NC
 2-28-99 W, 11-3 (5).....Greenville, NC
 3-3-01 W, 11-0 (5).....Virginia Beach, VA

East Carolina (5-3)
 4-25-98 W, 4-3.....Blacksburg
 4-26-98 W, 4-3.....Blacksburg
 2-28-99 L, 2-4 (6).....Greenville, NC
 3-31-00 W, 4-1.....Blacksburg
 4-2-00 W, 3-0.....Blacksburg
 4-13-01 L, 0-2.....Blacksburg
 4-14-01 W, 7-6 (8).....Blacksburg
 2-16-02 L, 2-3.....Raleigh, NC

East Tennessee State (8-1)
 4-4-01 W, 8-0 (6).....Blacksburg
 4-4-01 W, 2-0.....Blacksburg
 4-25-02 W, 10-1 (6).....Johnson City, TN
 4-25-02 W, 6-0.....Johnson City, TN
 3-19-04 W, 6-4.....Blacksburg
 4-21-04 L, 2-4.....Bristol, TN
 3-18-05 W, 9-1.....Blacksburg
 3-20-05 W, 4-3.....Blacksburg
 4-18-06 W, 8-2.....Bristol, TN

Elon (3-0)
 3-19-99 W, 4-0.....Rock Hill, SC
 2-15-02 W, 15-4.....Raleigh, NC
 2-22-04 W, 7-0.....Burlington, NC

Evansville (1-3)
 3-13-98 L, 1-2.....Conway, SC
 3-14-98 W, 5-1.....Conway, SC
 3-6-99 L, 1-6.....Atlanta, GA
 3-25-00 L, 1-9 (5).....Atlanta, GA

Florida (0-4)
 2-19-99 L, 1-2 (8).....Gainesville, FL
 2-19-99 L, 0-3.....Gainesville, FL
 3-9-00 L, 2-3.....Tampa, FL
 3-12-00 L, 0-7.....Tampa, FL

Florida A&M (4-0)
 3-10-99 W, 4-0.....Tallahassee, FL
 3-10-99 W, 8-1.....Tallahassee, FL
 3-12-99 W, 3-1.....Tallahassee, FL
 3-5-05 W, 8-1.....Marietta, GA

Florida Atlantic (1-1)
 3-14-99 L, 1-4.....Tallahassee, FL
 3-10-00 W, 1-0.....Tampa, FL

Florida International (0-1)
 3-12-04 L, 2-4.....Miami, FL

Florida State (3-4)
 4-2-05 L, 2-4.....Tallahassee, FL
 4-2-05 L, 2-3.....Tallahassee, FL
 4-3-05 L, 2-5.....Tallahassee, FL
 5-12-05 W, 3-2 (14).....College Park, MD
 4-21-06 W, 2-0.....Blacksburg

4-22-06 W, 10-2 (5).....Blacksburg
 4-22-06 L, 7-9.....Blacksburg

Fordham (11-0)
 3-24-96 W, 6-5.....Blacksburg
 3-24-96 W, 7-4.....Blacksburg
 3-24-97 W, 7-3.....Salem, VA
 3-24-97 W, 7-3.....Salem, VA
 4-5-98 W, 13-5 (5).....Blacksburg
 4-5-98 W, 11-1 (5).....Blacksburg
 4-17-99 W, 11-1 (6).....Bronx, NY
 4-17-99 W, 4-0.....Bronx, NY
 4-30-00 W, 10-1 (5).....Blacksburg
 4-30-00 W, 11-2 (6).....Blacksburg
 3-11-06 W, 5-4.....Clearwater, FL

Furman (3-0)
 3-18-00 W, 5-0.....Tallahassee, FL
 2-12-06 W, 8-0 (6).....Greenville, SC
 2-12-06 W, 10-0.....Greenville, SC

Gannon (0-1)
 3-7-97 L, 1-3.....Ft. Myers, FL

Gardner-Webb (2-0)
 3-29-02 W, 8-0 (5).....Blacksburg
 3-30-02 W, 8-0 (6).....Blacksburg

George Mason (7-3)
 3-13-97 L, 6-7.....Blacksburg
 3-13-97 L, 3-4.....Blacksburg
 2-21-98 W, 11-1 (5).....Durham, NC
 2-26-99 W, 1-0 (8).....Greenville, NC
 3-26-99 W, 3-0.....Richmond, VA
 3-31-99 W, 2-1.....Fairfax, VA
 3-31-99 L, 0-1.....Fairfax, VA
 3-22-00 W, 8-0 (5).....Blacksburg
 3-22-00 W, 6-2.....Blacksburg
 3-7-04 W, 15-2 (5).....Kissimmee, FL

Georgia (0-2)
 2-21-98 L, 3-4 (9).....Durham, NC
 2-13-04 L, 0-8 (5).....Athens, GA

Georgia Southern (0-1)
 3-29-97 L, 3-4.....Atlanta, GA

Georgia State (4-3)
 3-1-98 W, 7-1.....Atlanta, GA
 3-7-99 W, 3-0 (6).....Atlanta, GA
 3-13-99 W, 4-0.....Tallahassee, FL
 3-19-00 L, 1-4.....Tallahassee, FL
 3-24-00 L, 1-4.....Atlanta, GA
 3-10-02 W, 4-0.....Plant City, FL
 3-15-03 L, 2-3.....Salem, VA

Georgia Tech (5-7)
 3-1-98 L, 1-2.....Atlanta, GA
 2-17-99 L, 4-5.....Atlanta, GA
 2-17-99 W, 3-2.....Atlanta, GA
 3-6-99 W, 10-6.....Atlanta, GA
 3-9-03 L, 0-6.....Sunnyvale, CA
 2-27-04 L, 5-6.....Columbus, GA
 4-23-05 W, 9-5.....Blacksburg
 4-23-05 L, 3-10.....Blacksburg

WINNING & LOSING STREAKS

Longest Winning Streaks:	Longest Losing Streaks:
1. Feb. 26-April 26, 1999..... 26	1. April 4-April 17, 1996 13
2. Feb. 13-March 6, 2005..... 18	2. Feb. 23-March 9, 2003..... 10
3. March 10-March 20, 2002..... 13	3. Feb. 22-March 12, 1996 8
4. April 24-May 10, 2002..... 12	4. April 12-April 16, 1997..... 6
5. Feb. 12-March 1, 2006..... 10	March 28-April 2, 1998..... 6
6. March 20-March 31, 1999..... 9	6. March 13-March 16, 1997..... 5
7. March 24-April 2, 1996..... 8	April 15-April 20, 1998..... 5
8. March 22-April 2, 2001..... 7	May 9-May 17, 2005..... 5
March 7-March 12, 2004 7	9. nine times (last: April 30-May 11, 2006) 4
March 14-March 20, 2004..... 7	

5-15-05 L, 0-1 College Park, MD
4-29-06 W, 4-2 Atlanta, GA
4-29-06 W, 4-1 Atlanta, GA
4-30-06 L, 2-3 Atlanta, GA

Grand Valley (1-0)
3-6-97 W, 9-5 Ft. Myers, FL

Hampton (1-1)
4-17-96 L, 4-7 Blacksburg
4-17-96 W, 4-1 Blacksburg

Hartford (3-0)
3-22-01 W, 7-0 Blacksburg
3-22-01 W, 5-0 Blacksburg
3-22-03 W, 11-1 (5) Blacksburg

Harvard (1-0)
4-1-00 W, 11-1 (5) Blacksburg

Hofstra (1-0)
3-10-02 W, 6-0 Plant City, FL

Holy Cross (1-1)
3-3-97 L, 2-5 Ft. Myers, FL
3-6-97 W, 4-2 Ft. Myers, FL

Holy Family (1-0)
3-3-97 W, 10-4 (6) Ft. Myers, FL

Illinois (0-2)
3-18-01 L, 0-3 Rock Hill, SC
3-10-06 L, 4-5 Clearwater, FL

Illinois-Chicago (0-1)
2-21-98 L, 1-9 (6) Durham, NC

Iowa (0-5)
3-10-01 L, 1-4 Sunnyvale, CA
3-11-01 L, 1-6 Sunnyvale, CA
2-12-05 L, 0-8 (6) DeLand, FL
2-13-05 L, 2-3 DeLand, FL
3-6-05 L, 1-3 Marietta, GA

Iowa State (2-0)
2-25-05 W, 5-1 Mt. Pleasant, SC
2-27-05 W, 1-0 (10) Mt. Pleasant, SC

Jacksonville (1-1)
3-8-05 W, 8-4 (8) Jacksonville, FL
3-8-05 L, 3-8 Jacksonville, FL

James Madison (6-1)
4-10-02 W, 9-3 Blacksburg
4-10-02 W, 10-2 (6) Blacksburg
3-12-03 W, 10-2 Harrisonburg, VA
3-12-03 L, 4-7 Harrisonburg, VA
3-17-04 W, 9-2 Blacksburg
3-17-04 W, 7-4 Blacksburg
2-18-05 W, 7-0 Chattanooga, TN

Kansas (1-0)
3-13-99 W, 3-2 (8) Tallahassee, FL

Kentucky (2-0)
3-4-00 W, 6-3 (9) Bristol, TN
2-24-01 W, 3-0 Chattanooga, TN

La Salle (7-3)
4-27-96 L, 3-6 Blacksburg
4-27-96 L, 1-9 Blacksburg
3-16-97 L, 0-7 Philadelphia, PA
3-16-97 W, 2-1 (8) Philadelphia, PA
4-6-98 W, 5-1 Blacksburg
4-6-98 W, 9-7 Blacksburg
4-18-99 W, 6-0 Philadelphia, PA
4-18-99 W, 4-1 Philadelphia, PA
4-29-00 W, 12-2 (5) Blacksburg
4-29-00 W, 8-0 (5) Blacksburg

Lehigh (1-0)
3-22-03 W, 7-1 Blacksburg

Liberty (17-11)
3-1-96 L, 1-6 (6) Blacksburg
3-1-96 L, 0-3 Blacksburg
3-23-96 L, 1-6 Salem, VA

4-4-96 L, 1-8 Lynchburg, VA
4-4-96 L, 0-3 Lynchburg, VA
4-12-97 W, 2-1 Lynchburg, VA
4-12-97 W, 4-0 Lynchburg, VA
4-1-97 W, 5-1 Blacksburg
4-1-97 L, 2-6 Blacksburg
4-21-98 L, 1-2 Lynchburg, VA
4-21-98 L, 2-5 Lynchburg, VA
3-24-99 W, 4-3 Blacksburg
3-24-99 W, 1-0 Blacksburg
4-1-00 W, 5-0 Blacksburg
4-2-00 W, 4-3 (8) Blacksburg
4-19-00 W, 2-0 Lynchburg, VA
4-19-00 W, 12-0 (5) Lynchburg, VA
2-23-01 W, 2-1 (11) Chattanooga, TN
3-27-02 W, 12-1 (5) Blacksburg
3-27-02 W, 10-0 (5) Blacksburg
4-2-03 L, 0-1 Lynchburg, VA
4-2-03 W, 10-3 Lynchburg, VA
5-9-04 W, 3-0 Blacksburg
5-9-04 W, 7-1 Blacksburg
4-6-05 W, 4-1 Lynchburg, VA
4-6-05 W, 4-2 Lynchburg, VA
5-4-06 L, 5-6 Blacksburg
5-4-06 L, 0-3 Blacksburg

Long Beach State (1-0)
3-9-01 W, 2-1 Sunnyvale, CA

Long Island (0-1)
2-17-02 L, 3-5 Raleigh, NC

Louisville (1-1)
5-19-06 W, 1-0 (11) Knoxville, TN
5-20 L, 1-10 (5) Knoxville, TN

Loyola-Chicago (1-0)
3-7-99 W, 4-0 Atlanta, GA

Lynchburg College (2-0)
4-24-96 W, 10-5 Blacksburg
4-24-96 W, 9-1 (5) Blacksburg

Maine (0-3)
3-21-97 L, 3-6 Rock Hill, SC
3-22-97 L, 3-11 (6) Rock Hill, SC
3-11-98 L, 0-1 Orlando, FL

Marist (2-0)
3-3-01 W, 8-2 Virginia Beach, VA
3-23-03 W, 8-5 Blacksburg

Marshall (7-4)
4-21-96 L, 2-3 Huntington, WV
4-10-96 L, 0-3 Huntington, WV
4-8-97 W, 8-7 Blacksburg
2-26-99 W, 3-0 Greenville, NC
3-29-00 W, 1-0 Huntington, WV
3-29-00 L, 0-2 Huntington, WV
2-23-01 W, 9-4 Chattanooga, TN
2-25-01 L, 2-3 (8) Chattanooga, TN
3-20-04 W, 3-2 Blacksburg
3-22-06 W, 9-5 Blacksburg
3-22-06 W, 12-5 (6) Blacksburg

Maryland (3-8)
3-15-97 L, 2-7 College Park, MD
3-15-97 L, 4-12 (5) College Park, MD
3-28-97 L, 8-9 Atlanta, GA
3-17-00 L, 2-10 (6) Tallahassee, FL
3-25-05 W, 5-0 Blacksburg
3-26-05 L, 0-10 (5) Blacksburg
3-26-05 L, 3-6 Blacksburg
5-14-05 W, 5-3 College Park, MD
4-8-06 L, 0-1 (8) College Park, MD
4-8-06 L, 1-5 College Park, MD
5-11-06 W, 1-0 Chapel Hill, NC

Maryland-Eastern Shore (1-0)
3-15-96 W, 9-1 (5) Hampton, VA

Massachusetts (2-15)
4-6-96 L, 1-10 (5) Blacksburg
4-6-96 L, 0-16 (5) Blacksburg
4-13-97 L, 0-8 (5) Amherst, MA
4-13-97 L, 2-6 Amherst, MA
4-18-98 L, 0-5 Blacksburg

4-18-98 L, 1-14 (5) Blacksburg
5-1-98 L, 0-7 Kingston, RI
5-3-98 L, 1-3 Kingston, RI
5-2-99 L, 0-3 Amherst, MA
5-2-99 L, 1-4 Amherst, MA
5-9-99 L, 0-2 Salem, VA
4-8-00 L, 5-7 Blacksburg
4-8-00 W, 3-1 Blacksburg
5-12-00 L, 2-6 Amherst, MA
5-13-00 L, 0-6 Amherst, MA
3-12-04 W, 2-1 Miami, FL
3-13-04 L, 0-4 Miami, FL

Massachusetts-Lowell (1-1)
3-15-96 W, 5-4 Hampton, VA
3-16-96 L, 12-14 Hampton, VA

Miami University (5-1)
2-15-02 L, 6-7 Raleigh, NC
2-16-02 W, 10-2 (5) Raleigh, NC
3-13-04 W, 3-0 Miami, FL
3-14-04 W, 5-0 Miami, FL
2-18-05 W, 2-0 Chattanooga, TN
5-21-05 W, 4-1 Knoxville, TN

Michigan (1-2)
2-20-99 W, 6-2 Gainesville, FL
2-20-99 L, 0-5 Gainesville, FL
2-27-04 L, 0-3 Columbus, GA

Michigan State (2-1)
3-11-00 L, 2-3 Tampa, FL
3-11-05 W, 2-1 (9) DeLand, FL
3-13-05 W, 2-1 (8) DeLand, FL

Middle Tennessee (1-0)
3-1-02 W, 2-1 Chattanooga, TN

Milligan (0-2)
4-15-96 L, 4-10 Blacksburg
4-15-96 L, 2-10 Blacksburg

Minnesota (1-0)
2-25-06 W, 6-1 Conway, SC

Mississippi State (1-0)
3-5-05 W, 4-3 Marietta, GA

Monmouth (1-1)
3-4-97 W, 5-4 (8) Ft. Myers, FL
3-8-97 L, 0-3 Ft. Myers, FL

Mount St. Mary's (0-1)
3-21-04 L, 1-3 Blacksburg

Nebraska (0-1)
2-28-04 L, 0-1 (8) Columbus, GA

Nevada (1-0)
3-3-06 W, 6-5 (11) Las Vegas, NV

Niagara (1-0)
3-10-04 W, 3-0 Kissimmee, FL

Northeast La. (now La-Monroe) (1-0)
3-21-98 W, 8-6 (4) Rock Hill, SC

North Carolina (4-7)
3-3-96 L, 1-18 (5) Conway, SC
2-20-98 W, 3-2 Durham, NC
3-25-00 L, 0-5 Atlanta, GA
3-15-03 L, 3-4 Salem, VA
4-9-05 W, 2-1 Chapel Hill, NC
4-9-05 L, 1-11 (5) Chapel Hill, NC
4-10-05 L, 0-1 Chapel Hill, NC
5-13-05 W, 4-0 College Park, MD
4-15-06 L, 0-1 Blacksburg
4-15-06 W, 3-0 Blacksburg
4-16-06 L, 0-2 Blacksburg

North Carolina A&T (6-0)
4-2-96 W, 9-1 (5) Blacksburg
4-2-96 W, 6-5 Blacksburg
4-22-97 W, 8-0 (6) Greensboro, NC
4-22-97 W, 4-0 Greensboro, NC
4-25-98 W, 15-2 (5) Blacksburg
2-21-04 W, 10-1 (6) Burlington, NC

North Carolina Greensboro (9-3)
4-26-97 L, 4-5 Blacksburg
4-28-98 L, 2-3 Greensboro, NC
4-28-98 L, 0-2 Greensboro, NC
4-21-99 W, 1-0 Blacksburg
4-21-99 W, 3-0 Blacksburg
2-19-00 W, 4-0 Raleigh, NC
4-26-05 W, 7-1 Blacksburg
4-26-05 W, 7-4 Blacksburg
2-19-06 W, 3-0 Charlotte, NC
2-19-06 W, 9-1 Charlotte, NC
4-25-06 W, 2-0 Greensboro, NC
4-25-06 W, 5-3 Greensboro, NC

North Carolina State (2-6)
4-16-05 L, 3-9 Blacksburg
4-16-05 L, 7-9 (8) Blacksburg
4-17-05 L, 6-10 Blacksburg
3-12-06 L, 0-1 (8) Clearwater, FL
3-25-06 W, 3-2 Raleigh, NC
3-25-06 L, 0-8 (5) Raleigh, NC
3-26-06 W, 2-1 (9) Raleigh, NC
5-12-06 L, 2-7 Chapel Hill, NC

North Carolina Wilmington (1-0)
2-14-03 W, 2-0 Raleigh, NC

North Dakota State (0-1)
3-19-05 L, 1-5 Blacksburg

Northern Illinois (2-0)
3-7-02 W, 5-4 (9) Plant City, FL
3-11-06 W, 6-3 Clearwater, FL

Northern Iowa (1-1)
3-17-00 W, 4-1 Tallahassee, FL
3-18-01 L, 0-2 Monroe, LA

Northwood (1-0)
3-7-97 W, 3-2 Ft. Myers, FL

Northwestern State (0-1)
3-1-98 L, 2-4 Atlanta, GA

Notre Dame (1-10)
3-4-00 L, 0-1 (8) Bristol, TN
3-5-00 L, 0-3 Bristol, TN
4-21-01 L, 0-5 Blacksburg
4-21-01 L, 0-4 Blacksburg
4-20-02 L, 0-8 (5) South Bend, IN
4-20-02 L, 0-10 (5) South Bend, IN
5-9-02 W, 8-3 Salem, VA
5-11-02 L, 1-2 Salem, VA
5-11-02 L, 1-3 Salem, VA
4-30-04 L, 0-5 South Bend, IN
4-30-04 L, 1-9 (5) South Bend, IN

Oakland (Mich.) (0-1)
2-28-03 L, 4-6 Plant City, FL

Ohio (3-2)
2-28-99 W, 5-0 Greenville, NC
4-20-05 W, 5-3 Blacksburg
4-20-05 L, 5-7 Blacksburg
4-12-06 W, 4-3 Athens, OH
4-12-06 L, 1-3 Athens, OH

Ohio State (1-0)
2-28-04 W, 1-0 Columbus, GA

Oklahoma State (1-1)
3-11-00 W, 2-1 Tampa, FL
3-8-02 L, 2-8 Plant City, FL

Oregon (1-1)
3-9-01 L, 2-3 Sunnyvale, CA
3-10-01 W, 8-7 (9) Sunnyvale, CA

Pittsburgh (9-2)
3-7-99 W, 3-0 Atlanta, GA
4-22-01 W, 5-0 Blacksburg
4-22-01 W, 2-1 Blacksburg
4-21-02 W, 4-0 Pittsburgh, PA
4-21-02 L, 1-2 (10) Pittsburgh, PA
4-19-03 W, 6-0 Pittsburgh, PA

Continued on next page

Continued from previous page

4-19-03 L, 2-4Pittsburgh, PA
 4-10-04 W, 7-4Blacksburg
 4-10-04 W, 3-0Blacksburg
 2-26-05 W, 4-3Mt. Pleasant, SC
 2-24-06 W, 4-0Conway, SC

Portland State (0-1)
 3-3-06 L, 1-3Las Vegas, NV

Providence (6-3)
 3-21-98 L, 1-3Rock Hill, SC
 5-6-01 W, 2-0Blacksburg
 5-6-01 W, 3-0Blacksburg
 3-24-02 W, 3-0Providence, RI
 3-24-02 W, 4-3Providence, RI
 5-3-03 L, 1-5Blacksburg
 5-3-03 W, 4-1Blacksburg
 4-24-04 W, 1-0 (8)Providence, RI
 4-24-04 L, 4-9Providence, RI

Purdue (0-1)
 3-7-02 L, 6-7Plant City, FL

Radford (22-8)
 3-22-96 L, 1-4Salem, VA
 4-11-96 L, 6-7 (8)Blacksburg
 4-11-96 L, 2-11 (5)Blacksburg
 3-15-97 L, 9-13Blacksburg
 3-15-97 L, 0-3Blacksburg
 4-2-98 L, 2-3 (8)Radford, VA
 4-2-98 W, 10-8Radford, VA
 4-6-99 W, 6-1Blacksburg
 4-6-99 W, 8-0 (5)Blacksburg
 2-26-00 W, 10-2 (6)Blacksburg
 2-26-00 W, 7-0Blacksburg
 2-21-01 W, 2-0Blacksburg
 2-21-01 W, 14-4 (5)Blacksburg
 3-3-01 W, 4-0Virginia Beach, VA
 4-13-01 W, 9-0 (5)Blacksburg
 4-14-01 W, 8-0 (5)Blacksburg
 3-29-02 W, 8-0 (6)Blacksburg
 3-30-02 W, 15-0 (5)Blacksburg
 4-24-02 W, 11-2 (5)Radford, VA
 4-24-02 W, 7-1Radford, VA
 3-25-03 W, 4-2Blacksburg
 3-25-03 W, 6-5Blacksburg
 3-3-04 W, 7-2Blacksburg
 3-3-04 L, 5-6 (6)Blacksburg
 2-23-05 W, 3-2 (9)Radford, VA
 2-23-05 W, 13-3 (6)Radford, VA
 3-31-05 W, 5-4Salem, VA
 3-31-05 W, 3-1Salem, VA
 3-1-06 W, 3-2 (9)Blacksburg
 3-1-06 L, 0-11 (5)Blacksburg

Rhode Island (7-4)
 4-7-96 L, 2-7Blacksburg
 4-7-96 L, 4-7Blacksburg
 4-12-97 W, 4-2Kingston, RI
 4-12-97 L, 1-5Kingston, RI
 3-8-98 W, 4-2 (6)Orlando, FL
 4-20-98 L, 2-5Blacksburg
 4-20-98 W, 7-6Blacksburg
 5-1-99 W, 5-0Kingston, RI
 5-1-99 W, 3-0Kingston, RI
 4-9-00 W, 5-1Blacksburg
 4-9-00 W, 3-0Blacksburg

Robert Morris (1-0)
 2-21-04 W, 14-7Burlington, NC

Rutgers (6-4)
 4-24-98 L, 8-9Blacksburg
 4-26-98 W, 13-10Blacksburg
 4-7-01 W, 1-0Piscataway, NJ
 4-7-01 L, 1-3Piscataway, NJ
 4-13-02 W, 3-1Blacksburg
 4-13-02 L, 1-5Blacksburg
 4-27-03 W, 5-4Piscataway, NJ
 4-27-03 L, 7-10Piscataway, NJ
 4-2-04 W, 8-0 (6)Blacksburg
 4-2-04 W, 9-1 (6)Blacksburg

St. Bonaventure (12-2)
 3-31-96 W, 2-1 (10)Blacksburg

3-31-96 W, 6-1Blacksburg
 4-6-97 W, 4-2Olean, NY
 4-6-97 L, 1-2Olean, NY
 4-12-98 W, 13-0 (5)Blacksburg
 4-12-98 W, 6-1Blacksburg
 4-24-99 W, 5-0Olean, NY
 4-24-99 W, 7-5 (8)Olean, NY
 5-7-00 W, 4-3Blacksburg
 5-7-00 W, 10-0 (5)Blacksburg
 3-14-03 W, 9-7Salem, VA
 4-21-03 L, 3-4Blacksburg
 3-9-04 W, 11-2 (6)Kissimmee, FL
 3-19-05 W, 8-0 (5)Blacksburg

St. Francis (Pa.) (2-0)
 3-19-04 W, 9-1Blacksburg
 3-4-05 W, 8-0 (6)Marietta, GA

St. John's (6-3)
 3-8-98 W, 9-1 (6)Orlando, FL
 4-29-01 W, 2-1Uniondale, NY
 4-29-01 W, 2-1Uniondale, NY
 4-27-02 W, 5-0Blacksburg
 4-27-02 W, 7-1Blacksburg
 4-6-03 L, 0-2Jamaica, NY
 4-6-03 L, 1-3Jamaica, NY
 4-16-04 L, 3-14 (6)Blacksburg
 4-16-04 W, 5-1Blacksburg

St. Joseph's (8-6)
 4-20-96 L, 1-6Philadelphia, PA
 4-20-96 L, 1-9 (5)Philadelphia, PA
 4-28-97 L, 0-9 (5)Blacksburg
 4-28-97 L, 4-14 (6)Blacksburg
 3-28-98 W, 2-1Philadelphia, PA
 3-28-98 L, 2-5Philadelphia, PA
 5-2-98 W, 8-0 (6)Kingston, RI
 3-27-99 W, 2-0Richmond, VA
 4-12-99 W, 8-0 (5)Blacksburg
 4-12-99 W, 1-0Blacksburg
 5-7-99 L, 0-1Salem, VA
 5-8-99 W, 4-2Salem, VA
 4-24-00 W, 7-0Philadelphia, PA
 4-24-00 W, 5-3Philadelphia, PA

St. Louis (1-0)
 2-28-98 W, 19-3 (5)Atlanta, GA

St. Peter's (2-0)
 4-2-99 W, 7-1Blacksburg
 4-3-99 W, 1-0 (9)Blacksburg

Sacramento State (0-1)
 3-8-03 L, 5-7Sunnyvale, CA

Samford (1-0)
 3-21-98 W, 12-4 (5)Rock Hill, SC

San Jose State (0-2)
 3-9-01 L, 0-2Sunnyvale, CA
 3-8-03 L, 0-2Sunnyvale, CA

Santa Clara (0-1)
 3-7-03 L, 2-9Sunnyvale, CA

Seton Hall (4-4)
 4-28-01 L, 0-5S. Orange, NJ
 4-28-01 L, 2-3S. Orange, NJ
 5-5-02 W, 3-2 (9)Blacksburg
 5-5-02 W, 1-0 (9)Blacksburg
 4-5-03 L, 0-1S. Orange, NJ
 4-5-03 W, 6-3S. Orange, NJ
 4-18-04 L, 0-4Blacksburg
 4-18-04 W, 5-4Blacksburg

Siena (2-0)
 4-3-99 W, 4-0Blacksburg
 4-3-99 W, 5-0Blacksburg

South Carolina (5-4)
 5-6-00 L, 0-3Blacksburg
 5-6-00 L, 1-3Blacksburg
 2-28-01 W, 4-1 (9)Columbia, SC
 2-28-01 L, 1-2Columbia, SC
 3-2-03 L, 4-8Plant City, FL
 2-16-05 W, 6-5Columbia, SC

2-16-05 W, 3-0Columbia, SC
 3-28-06 W, 1-0Blacksburg
 3-28-06 W, 2-1 (5)Blacksburg

South Florida (1-0)
 3-8-02 W, 5-2Plant City, FL

Southeastern Louisiana (0-1)
 2-17-01 L, 2-3Monroe, LA

Southern Miss (0-2)
 3-20-99 L, 0-6Rock Hill, SC
 2-17-01 L, 0-2Monroe, LA

Southern Utah (1-0)
 3-4-06 W, 10-2 (6)Las Vegas, NV

Southwest Missouri (0-1)
 3-28-97 L, 1-3Atlanta, GA

Southwest State (1-0)
 3-10-98 W, 7-3 (5)Orlando, FL

Stetson (4-0)
 2-12-05 W, 5-1DeLand, FL
 2-23-05 W, 2-1DeLand, FL
 3-11-05 W, 7-4DeLand, FL
 3-12-05 W, 6-5DeLand, FL

Stony Brook (1-0)
 3-15-02 W, 4-0Blacksburg

Syracuse (2-6)
 4-2-01 W, 5-4Blacksburg
 4-2-01 L, 0-2Blacksburg
 4-7-02 L, 0-5Syracuse, NY
 4-7-02 L, 0-3Syracuse, NY
 3-29-03 L, 1-4Blacksburg
 3-29-03 W, 9-1 (6)Blacksburg
 5-2-04 L, 0-8 (6)Syracuse, NY
 5-2-04 L, 4-6Syracuse, NY

Temple (3-7)
 4-21-96 L, 0-1Philadelphia, PA
 4-21-96 L, 0-1Philadelphia, PA
 4-24-97 L, 4-9Blacksburg
 4-24-97 W, 4-1Blacksburg
 3-29-98 L, 1-2 (9)Philadelphia, PA
 3-29-98 L, 3-4Philadelphia, PA
 4-10-99 W, 4-0Blacksburg
 4-10-99 W, 8-1Blacksburg
 4-23-00 L, 0-2Philadelphia, PA
 4-23-00 L, 0-1 (9)Philadelphia, PA

Tennessee (5-6)
 4-30-97 L, 0-17 (5)Bristol, TN
 4-30-97 L, 2-12 (5)Bristol, TN
 4-15-98 L, 0-8 (6)Bristol, TN
 4-15-98 L, 0-11Bristol, TN
 4-14-99 W, 3-1Bristol, TN
 3-5-00 W, 1-0Bristol, TN
 4-18-01 W, 4-2Bristol, TN
 4-17-02 W, 6-0Bristol, TN
 4-23-03 W, 1-0Bristol, TN
 4-27-04 L, 0-1 (9)Bristol, TN
 5-20-06 L, 1-9 (5)Knoxville, TN

Tennessee-Chattanooga (2-4)
 3-9-00 W, 5-0Tampa, FL
 2-24-01 L, 0-2Chattanooga, TN
 3-9-02 L, 0-5Plant City, FL
 2-23-03 L, 4-6Chattanooga, TN
 2-19-05 W, 3-2Chattanooga, TN
 3-9-06 L, 0-1Clearwater, FL

Tennessee State (1-0)
 3-16-01 W, 10-1 (5)Rock Hill, SC

Tennessee Tech (1-1)
 2-28-98 W, 4-2Atlanta, GA
 3-19-99 L, 3-4Rock Hill, SC

Toledo (1-0)
 3-7-04 W, 4-0Kissimmee, FL

Troy (1-0)
 3-18-00 W, 2-1Tallahassee, FL
 3-4-05 W, 4-3Marietta, GA

UNLV (1-0)
 3-5-06 W, 2-1Las Vegas, NV

USL (0-1)
 3-29-97 L, 2-11 (5)Atlanta, GA

Villanova (2-9)
 3-4-97 W, 3-2Ft. Myers, FL
 3-8-97 L, 2-3 (8)Ft. Myers, FL
 4-8-01 L, 1-4Villanova, PA
 4-8-01 L, 2-3Villanova, PA
 4-14-02 L, 2-4Blacksburg
 4-14-02 L, 2-4Blacksburg
 5-10-02 W, 3-0Salem, VA
 4-26-03 L, 7-10Villanova, PA
 4-26-03 L, 1-6Villanova, PA
 4-4-04 L, 2-8Blacksburg
 4-4-04 L, 0-7Blacksburg

Virginia (13-12)
 3-31-98 L, 1-5Blacksburg
 3-31-98 L, 2-6Blacksburg
 4-27-99 W, 1-0Charlottesville, VA
 4-27-99 W, 1-0Charlottesville, VA
 4-11-00 W, 5-3Blacksburg
 4-11-00 W, 5-3Blacksburg
 4-24-01 L, 2-4 (8)Salem, VA
 4-24-01 L, 1-3Salem, VA
 4-3-02 L, 2-3Salem, VA
 4-3-02 W, 2-1 (8)Salem, VA
 4-17-03 W, 6-5Blacksburg
 4-17-03 L, 5-10 (6)Blacksburg
 4-19-03 W, 7-4Salem, VA
 3-24-04 L, 0-2Charlottesville, VA
 3-24-04 W, 5-2Charlottesville, VA
 4-27-04 W, 6-3 (8)Salem, VA
 4-30-05 L, 1-4Charlottesville, VA
 4-30-05 L, 1-9 (5)Charlottesville, VA
 5-1-05 W, 6-5Charlottesville, VA
 5-13-05 L, 1-2College Park, MD
 5-14-05 W, 2-1College Park, MD
 3-18-06 W, 4-1Blacksburg
 3-18-06 L, 3-4Blacksburg
 3-19-06 W, 10-2 (5)Blacksburg
 5-11-06 L, 0-3Chapel Hill, NC

Wagner (1-0)
 3-22-96 W, 7-6Salem, VA

Washington (0-1)
 2-21-99 L, 0-5Gainesville, FL

Western Kentucky (1-0)
 2-19-05 W, 3-2 (9)Chattanooga, TN

Western Michigan (0-1)
 3-1-03 L, 1-5Plant City, FL

Winthrop (6-4)
 3-12-96 L, 3-5Rock Hill, SC
 3-12-96 L, 3-6Rock Hill, SC
 3-16-97 L, 3-8Blacksburg
 3-16-97 W, 10-6Blacksburg
 3-17-01 W, 11-0 (5)Rock Hill, SC
 2-23-02 W, 10-0 (5)Rock Hill, SC
 2-23-02 W, 6-0Rock Hill, SC
 2-26-05 W, 5-1Mt. Pleasant, SC
 5-5-05 L, 1-2Blacksburg
 5-5-05 W, 2-1Blacksburg

Yale (1-0)
 3-11-98 W, 8-0 (5)Orlando, FL

Youngstown State (2-0)
 2-18-00 W, 3-0Raleigh, NC
 3-21-03 W, 9-0 (5)Blacksburg

LETTERWINNERS

A
Armes, Crystal 1998, 1999, 2000, 2001
Avent, Kim.....1996

B
Beach, Crystal 2003, 2004, 2005, 2006
Bird, Bethany..... 1999, 2000
Black, Julie.....1998
Blacka, Aaron.....1996
Blair, Bronwyn..... 1998, 1999, 2000, 2001
Brinkman, Courtney.....2002
Brown, Kelly..... 2003, 2004, 2005, 2006

C
Campbell, Allyson 2004, 2005, 2006
Chaffee, Ciara 2004, 2005
Colbert, Cara 1997
Crowder, Shannon 1996
Crowell, Clarisa 1999, 2000, 2001, 2002

D
Diamond, Tina 1996
Dobbe, Ashlee 1999, 2000, 2001, 2002
Drombetta, Beth 1996, 1997

E
Ellenberger, April 2000, 2001, 2002, 2003
Evans, Megan 2002, 2003, 2004, 2005
Evans, Jennifer 1996
Everhart, Jessica 2006

F
Farmer, Carmen 2000, 2001, 2002, 2003
Flowers, Laura 1997, 1998, 1999, 2000

G
Garland, Terri 1996, 1997
Garofalo, Shanel 2001, 2002, 2003, 2004
Gilliam, Catherine 2001
Green, Maura 2001

H
Hayden, Wendy 1996, 1997, 1998
Holberton, Shannon 2003
Hoffman, Kelsey..... 2005, 2006
Huber, Christy 1998
Hudson, Sarah 1996, 1997, 1998, 1999
Hurt, Tiffany 1999, 2000, 2001, 2002



Carmen Farmer was a four-year letterwinner, from 2000-2003.



Hokie letterwinners, from left, Michelle Meadows, Mindi Wylie, Clarisa Crowell, Katie Maynard, Allyson Campbell and Angela Tincher were selected to play in an all-star game in 2004 against the U.S. Olympic Team in Salem, Va. They were coached by Scot Thomas.

J
Jenkins, Angie..... 1996
Johnson, Michelle 1997, 1998
Jones, Kathleen 2002, 2003, 2005

K
Kallio, Jennie 1996, 1997
Koelemay, Lauren 1998, 1999
Krumhardt, Kara..... 1997, 1998, 1999, 2000

L
Lawrence, Erin 2002
Love, Jaime..... 1999, 2000
Lowzinski, Mary 1998, 1999, 2000, 2001

M
Mariconda, Charisse 2006
Maynard, Katie 2003, 2004, 2005, 2006
McKenzie, Heather..... 1996
McKibben, Jennifer 1997, 1998
Meadows, Michelle 1997, 1998, 1999, 2000
Medina, Dawn..... 1996, 1997, 1998
Mills, Katie 1996, 1997
Morrison, Karie..... 2004, 2005
Murphy, Caitlin 2003, 2004, 2005, 2006

N
Narodowski, Alisia..... 2005, 2006

O
Ota, Erin 2006

P
Pacheco, Rachel..... 2003, 2004
Prosise, Sarah..... 2002, 2003, 2004, 2005

R
Rhodes, Callie 2003, 2004, 2006
Rhodes, Jenna 2006
Rokey, Kelsy..... 2006
Rowley, Sara..... 1996, 1997

S
Sanderson, Melissa 1996
Savre, Stephanie..... 2005, 2006
Smith, Natalie 2002
Strang, Kristi..... 1996, 1997
Stolle, Caroline..... 2005, 2006
Stone, Megan 2003

T
Terry, Heather..... 2000
Tincher, Angela 2005, 2006
Todd, Heather..... 2000, 2001, 2002, 2003
Trunnell, Christine..... 1996, 1997, 1998

V
Verbage, Ali 1998, 1999, 2000, 2001
Voorhees, Amy..... 2001, 2002

W
Walker, Beth 2006
Walsh, Theresa..... 2003, 2004, 2005
Weaver, Erin 1998
Weist, Allison 1997, 1998
Whitaker, Michelle 1998, 1999, 2000, 2001
Wolf, Sarah 1996, 1997
Wylie, Mindi 2001, 2002, 2003, 2004

*Letterwinners returning for 2007 in **BOLD***



Katie Mills, a member of the original 1996 team, was a two-year letterwinner.

ALL-TIME AWARD WINNERS

Louisville Slugger/NFCA All-America

2006 Angela Tincher P (2nd)

ESPN the Magazine Academic All-American

1998 Michelle Johnson P (3rd)
Michelle Meadows 2B (2nd)
1999 Michelle Meadows 2B (1st)
2000 Michelle Meadows 2B (1st)
2002 Ashlee Dobbe P (1st)
2006 Angela Tincher P (2nd)

ESPN the Magazine Academic District III

1998 Michelle Johnson P
Michelle Meadows 2B
1999 Kara Krumhardt 3B
Michelle Meadows 2B
2000 Ashlee Dobbe P
Michelle Meadows 2B
2002 Ashlee Dobbe P
Carmen Farmer SS
Amy Voorhees C
2005 Kathleen Jones 3B
2006 Angela Tincher P

NFCA All-Northeast Region

2000 Bronwyn Blair OF (1st)
Michelle Meadows 2B (1st)
Ashlee Dobbe P (2nd)
2001 Shanel Garofalo 2B (2nd)
Amy Voorhees C (2nd)
2002 Clarisa Crowell 3B (1st)
Ashlee Dobbe P (2nd)
Megan Evans DP (2nd)
Amy Voorhees C (1st)
2003 Megan Evans C (1st)
Shanel Garofalo 3B (1st)
Rachel Pacheco DP (1st)
2004 Megan Evans C (1st)
Kelly Brown OF (2nd)
2005 Kelly Brown OF (2nd)
Megan Evans C (2nd)
Angela Tincher P (2nd)
2006 Kelly Brown OF (2nd)
Jessica Everhart OF (2nd)
Charisse Mariconda 3B (2nd)
Erin Ota 2B (1st)
Angela Tincher P (1st)

NFCA All-Southeast Region

1998 Ali Verbage OF (1st)
1999 Ashlee Dobbe P (2nd)

Atlantic Coast Conference Player of the Year

2006 Angela Tincher

Atlantic Coast Conference Pitcher of the Year

2006 Angela Tincher

Atlantic Coast All-Conference

2005 Kelly Brown OF (2nd)
Megan Evans C (2nd)
2006 Jessica Everhart OF (2nd)
Charisse Mariconda 3B (2nd)
Angela Tincher P (1st)
Beth Walker 1B (2nd)

Atlantic Coast Conference All-Tournament

2005 Kelly Brown OF
Megan Evans C
Angela Tincher P

BIG EAST All-Conference

2001 Amy Voorhees C (1st)
2002 Clarisa Crowell IF (2nd)
Amy Voorhees C (2nd)
2003 Rachel Pacheco DP (2nd)
2004 Megan Evans C (2nd)
Caitlin Murphy DP (2nd)
Sarah Prosis OF (3rd)

BIG EAST All-Rookie

2001 Shanel Garofalo 2B
Catherine Gilliam P
2003 Kelly Brown OF

Virginia S.I.D. State Player of the Year

1999 Kara Krumhardt
2000 Michelle Meadows

Virginia S.I.D. State Pitcher of the Year

2006 Angela Tincher

Virginia S.I.D. State Rookie of the Year

2006 Jessica Everhart

Virginia S.I.D. State Coach of the Year

1999 Scot Thomas
2000 Scot Thomas
2002 Scot Thomas
2005 Scot Thomas

Virginia S.I.D. All-State

1996 Christine Trunnell 2B
1997 Laura Flowers 1B
Kara Krumhardt 3B
1998 Bronwyn Blair OF
Kara Krumhardt 3B
Michelle Meadows 2B
Ali Verbage OF
1999 Clarisa Crowell P
Ashlee Dobbe P
Kara Krumhardt 3B
Michelle Meadows 2B
2000 Bronwyn Blair OF
Clarisa Crowell P and OF
Ashlee Dobbe P
Michelle Meadows 2B
2001 Bronwyn Blair OF
Ashlee Dobbe P
Shanel Garofalo 2B
Amy Voorhees C

2002 Clarisa Crowell 3B
Ashlee Dobbe P
Shanel Garofalo 2B
Amy Voorhees C
2003 Kelly Brown OF
Megan Evans C
Rachel Pacheco DP
2004 Caitlin Murphy DP
2005 Kelly Brown OF
Megan Evans C
Angela Tincher P
2006 Kelly Brown OF (1st)
Jessica Everhart OF (1st)
Charisse Mariconda 3B (2nd)
Erin Ota 2B (2nd)
Callie Rhodes DP (1st)
Angela Tincher P (1st)
Beth Walker 1B (2nd)

Atlantic 10 Conference Player of the Year

2000 Michelle Meadows

Atlantic 10 Conference Rookie of the Year

1999 Ashlee Dobbe

Atlantic 10 All-Conference

1996 Melissa Sanderson SS
1997 Michelle Meadows SS
Jennifer McKibben C
1998 Jennifer McKibben C
Ali Verbage OF
1999 Bronwyn Blair OF
Clarisa Crowell U
Ashlee Dobbe P
Kara Krumhardt 3B
2000 Bronwyn Blair OF
Clarisa Crowell OF
Ashlee Dobbe P
Michelle Meadows 2B

Atlantic 10 All-Tournament

1998 Bronwyn Blair OF
Kara Krumhardt 3B
Michelle Meadows 2B
Ali Verbage OF
1999 Bronwyn Blair OF
Clarisa Crowell P
Tiffany Hurt OF
2000 Kara Krumhardt 3B
Michelle Meadows 2B

ECAC All-Star Team

1997 Michelle Meadows SS (1st)
2001 Amy Voorhees C (HM)

USA Softball World University Games Team

2006 Angela Tincher P



Kelly Brown was a three-time all-region, an all-conference and three-time all-state honoree, leaving as Tech's all-time leader in hits with 259.

ALL-TIME AWARD WINNERS

ALL-AMERICA HONOREES



Angela Tincher

**2006 Louisville Slugger/NFCA
Second-Team All-American**

Position: Pitcher

Angela Tincher put together one of the most prolific seasons in Virginia Tech softball history in 2006, when she became Tech's first All-American in the sport. She was named second-team All-America by Louisville Slugger/NFCA.

The sophomore went 26-9 on the season with a ERA of 1.01 and three saves. She set a new school and ACC record with 504 strikeouts and finished second in the nation in strikeouts per seven innings with 13.8.

Among the numerous honors she received were: NFCA first-team All-Northeast Region, ACC Pitcher and Player of the Year, first-team All-ACC, first-team all-state and player of the year in the state, as voted on by the state's Sports Information Directors. She was also named to the *ESPN the Magazine* Academic All-America second-team squad.

For the year, she tossed 10 shutouts and four no-hitters and was named the NFCA National Player of the Week on March 7. She struck out a school-record 26 batters in an 11-inning win over Nevada and had 30 double-digit strikeout games.

She was also named to the World University Games team that represented the United States, as selected by USA Softball, where she competed in Taiwan and helped lead the team to a gold medal.

ALL-REGION HONOREES



Bronwyn Blair
OF • 2000 • Northeast (1st)



Kelly Brown
OF • 2004 • Northeast (2nd)
OF • 2005 • Northeast (2nd)
OF • 2006 • Northeast (2nd)



Clarisa Crowell
3B • 2002 • Northeast (1st)



Ashlee Dobbe
P • 1999 • Southeast (2nd)
P • 2000 • Northeast (2nd)



Megan Evans
DP • 2002 • Northeast (2nd)
C • 2003 • Northeast (1st)
C • 2004 • Northeast (1st)
C • 2005 • Northeast (2nd)



Jessica Everhart
OF • 2006 • Northeast (2nd)



Shanel Garofalo
2B • 2001 • Northeast (2nd)
3B • 2003 • Northeast (1st)



Charisse Mariconda
3B • 2006 • Northeast (2nd)



Michelle Meadows
2B • 2000 • Northeast (1st)



Erin Ota
2B • 2006 • Northeast (1st)



Rachel Pacheco
DP • 2003 • Northeast (1st)



Angela Tincher
P • 2005 • Northeast (2nd)
P • 2006 • Northeast (1st)



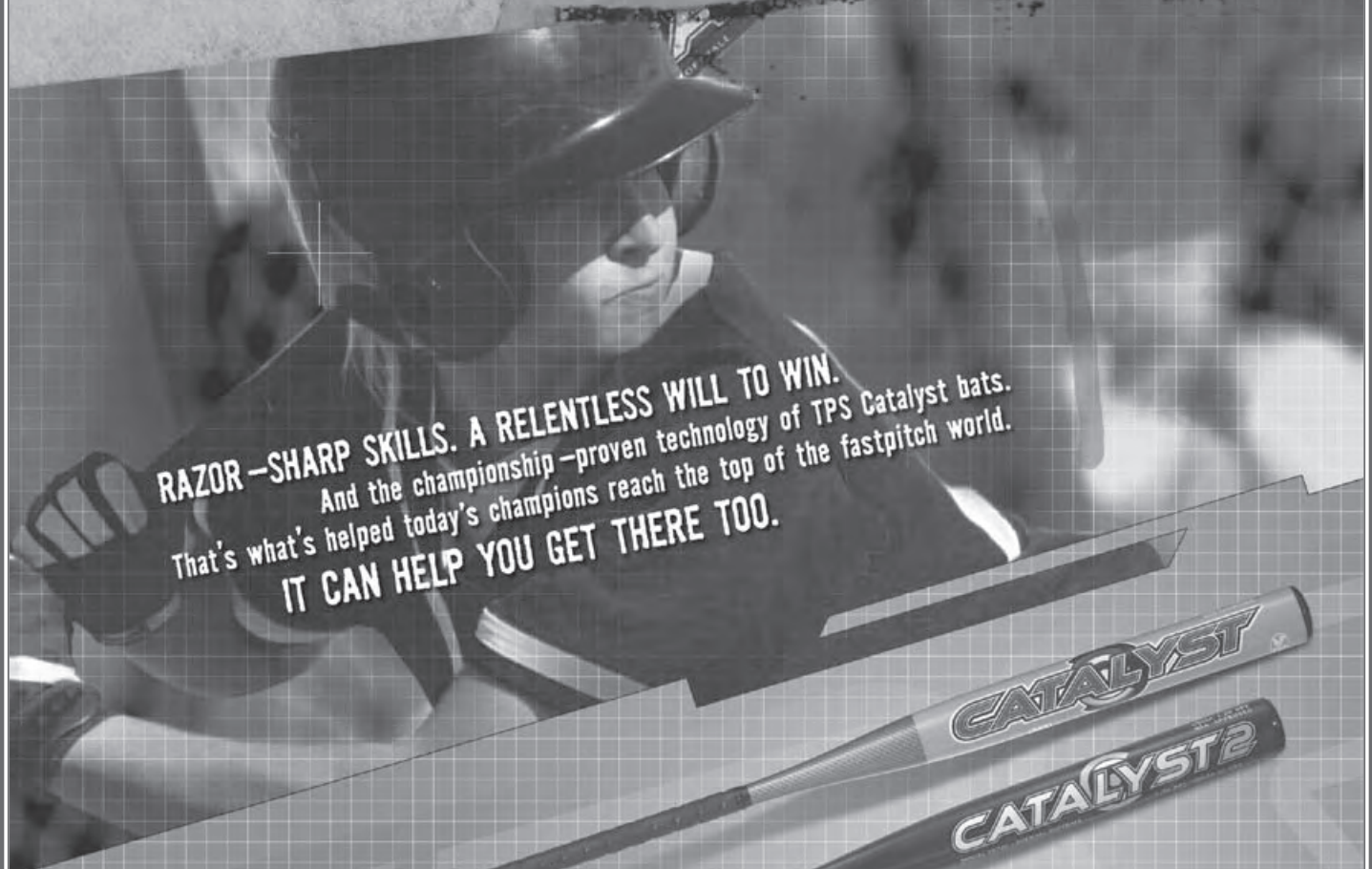
Ali Verbage
OF • 1998 • Southeast (1st)



Amy Voorhees
C • 2001 • Northeast (2nd)
C • 2002 • Northeast (1st)


HOW THE TEAMS AT THE TOP GET THERE

RAZOR-SHARP SKILLS. A RELENTLESS WILL TO WIN.
 And the championship-proven technology of TPS Catalyst bats.
 That's what's helped today's champions reach the top of the fastpitch world.
IT CAN HELP YOU GET THERE TOO.



X-1 COMPOSITE TECHNOLOGY

Multiple layers of aerospace-grade graphite ensure optimum performance and durability



Graphite fibers are embedded in a toughened epoxy resin for ultimate strength



Specially designed end cap maximizes composite barrel flex



THE OFFICIAL BAT OF AMERICA'S PASTIME.™

www.slugger.com

© 2007 Hillerich & Bradby Co., Louisville, KY. All rights reserved.

TECH SOFTBALL FACILITIES

The Virginia Tech softball team has the luxury of playing and practicing in some of the finest facilities on the east coast. Using the Tech Softball Park, Rector Field House and the Jim "Bulldog" Haren weight room, the Hokies train with the best in preparing to win championships.

The Tech Softball Park is a great complex that just keeps getting better. A new backstop and padding was installed in 2001 to give fans more protection when enjoying a game.

In 2005, the old field was torn up and replaced, complete with a modern drainage system and grass apron around the entire field. Tech also has one of the best field crews around.

The dugouts, faced with Hokie stone, are complete with bathrooms, water fountains and equipment rooms. They are ADA accessible and have access to separate bullpens.

The field, which was completed in the fall of 1997, has dimensions of 200 feet down the lines and 220 feet to center field.

Since the Hokies started playing at TSP, they have compiled a record of 127-46 (.734), including a 17-0 campaign in 1999, a 20-3 record in 2000, 18-4 in 2001, 16-3 in 2002, 15-6 in 2004 and 11-7 last year.

In 1999, permanent bench-back seats were added. With the new bleachers, the complex can easily hold up to 500 fans and a record 1,977 fans crammed in and around the park for



With permanent seat-back bleachers, handicap accessibility and a modern press box, Tech Softball Park (above) has become one of the best facilities around and always draws great crowds to Hokie softball games (below). Last year, Tech averaged 551 fans per contest, 17th-best in the nation.

a doubleheader against North Carolina State in 2005. In 2005, Tech ranked 15th nationally in average attendance and was 17th last year, averaging 551 fans per home contest.

At the top of the bleachers is a prefabricated, 8-by-18 foot press box. Complete with power and phone lines, it accommodates all the needs of the media. The press box also has air conditioning and heat, as well as Ethernet cable, which allows for live stats and broadcasts of every home game on Tech's official Web site, hokiesports.com. On top of the press box is a camera platform, allowing for video by either team, as well as media covering the event.

A scoreboard was installed during the 1998 season, making it easier for coaches, players and fans to keep up with the game.

When weather doesn't allow for outdoor practice, the team moves into Rector Field House. Located adjacent to the playing field, the field house has an artificial surface, batting cages and ample room for drills. It is also equipped with a training room.

In 2004, thanks to a generous donation, a new batting cage was installed behind the Virginia Tech dugout, giving the Hokies another great tool in helping them achieve their goals.

A matching batting cage, as well as new bullpens for both teams, has been installed for this year.

Permanent restroom facilities are also now available for use. This summer, lights are scheduled to be installed.

On-site dressing rooms, permanent concession stands, a bigger press box, dugout reconstruction, a new scoreboard and seating expansion are all possible future projects.



THE TECH SOFTBALL PARK RECORDS

Hokie Team Game Records

Most At Bats

41, vs. Radford (3/30/02)

Most Runs

17, vs. Brown (4/2/99)

Most Hits

23, vs. Radford (3/30/02)

Most RBI

15, vs. Radford (3/30/02) & Brown (4/2/99)

Most Doubles

7, vs. James Madison (4/10/02)

Most Triples

2, vs. Radford (3/29/02) & Hartford (3/22/01)

Most Home Runs

3, on many occasions

Most Stolen Bases

4, three times

Most Innings

10.0, vs. Connecticut (3/31/02)

Hokie Individual Game Records

Most At Bats

6, Bronwyn Blair vs. Brown (4/2/99)

Most Runs

4, Shanel Garofalo vs. Radford (3/30/02)

Most Hits

5, Shanel Garofalo vs. Radford (3/30/02)

Most RBI

7, Jennifer McKibben vs. Fordham (4/5/98)

Most Doubles

2, on many occasions

Most Triples

1, on many occasions

Most Home Runs

2, on many occasions

Most Walks

4, Megan Evans vs. St. John's (4/27/02)

Most Times Hit By Pitch

3, Carmen Farmer vs. Syracuse (4/2/01)

Most Sacrifice Flies

1, on many occasions

Most Sacrifice Bunts

2, on many occasions

Most Stolen Bases

3, Bronwyn Blair vs. George Mason (3/20/00)

Most Innings Pitched

10.0, Ashlee Dobbe vs. Connecticut (3/31/01)

Most Hits Allowed

14, Michelle Johnson vs. Rutgers (4/24/98)

Most Walks Allowed

7, twice

Most Strikeouts

20, Angela Tincher vs. Radford (3/1/06)

Most Home Runs Allowed

3, Katie Maynard vs. Syracuse (3/29/03)

Most Batters Faced

39, Ashlee Dobbe vs. Connecticut (3/31/01)

Most Errors

3, on many occasions

ADMINISTRATION



Jim Weaver
Director of Athletics



Sharon McCloskey
Senior Associate
Director of Athletics



Tim East
Associate Director
of Athletics for
External Affairs



Tom Gabbard
Associate Director of
Athletics for
Internal Affairs



Jon Jaudon
Associate Director of
Athletics for
Administration



Randy Butt
Associate Director of
Athletics for
Financial Affairs



John Ballein
Associate Director of
Athletics for
Football Operations



Tim Parker
Assistant Director of
Athletics for
Compliance



Mike Gentry
Assistant Director of
Athletics for
Athletic Performance



Dave Smith
Assistant Director of
Athletics for
Media Relations



Sandy Smith
Assistant Director of
Athletics for
Ticketing Operations

ATHLETIC TRAINING

The Virginia Tech Sports Medicine Department is an ever-changing and developing unit that strives to provide the most current and



Katie Baer

comprehensive care to all Tech student-athletes.

The athletic training staff recently completed its fifth full year in the

4,300-square-foot Eddie Ferrell Memorial Training Room, a facility that gives the staff a centralized area to care for the needs of student-athletes.

Virginia Tech has more than 10,000 square feet dedicated to sports medicine, placing it in the top five percent nationally. The Merryman Center, a state-of-the-art

facility that includes 2,400 square feet of medical space, supplements the Ferrell training room.

The sports medicine staff takes great pride in treating the athletes year-round. Special attention is paid to off-season activity.

After the sports medicine staff diagnoses and treats an ill or injured athlete, the staff then starts collaborative work with the strength and conditioning staff to give the best injury prevention and performance enhancing programs possible.

The training, medical, and strength and conditioning staffs each have a role in bringing the athlete back quickly and ready to play.

After an injury, an athlete will go through rehabilitation and physical therapy. Athletes are then moved to weight training, as they become able.

The strength and conditioning staff uses specific programs for each injury in an effort to get the athlete back quickly.

The range of benefits athletes have access to include custom orthotics, custom mouth guards, specialized DonJoy prophylactic bracing and many other options to help prevent or protect them from injuries.

The sports medicine staff also takes great pride in treating the athlete year-round. Special attention is paid to off-season activity. During this time, the staff will analyze past injury data from each participant and construct a preventative program for the athlete to follow.

If physical therapy is needed, student-athletes can be seen by therapist Mark Piechoski in the Ferrell Training Room.

Piechoski, who is a certified athletic trainer, physical therapist

and strength and conditioning specialist, plays a large role in the overall program developed to return the injured athlete back to 100 percent.

Virginia Tech also has the services of Dr. Greg Tilley, team chiropractor.

Dr. Tilley provides Tech athletes with specialized treatment for spine related conditions and also plays a huge role in performance enhancement through various chiropractic techniques.

Tech also maintains a special relationship with Montgomery Regional Hospital.

Montgomery Regional Hospital is the choice for state-of-the-art equipment to perform surgeries, diagnostic imaging and processing of laboratory requests.

Katie Baer, who is in her first year at Virginia Tech, is the trainer for the softball team this spring.

SOFTBALL SUPPORT STAFF



Marianne Baffi
Secretary



Jason Bowers
Facilities



Jerry Cheynet
Game Operations



Matt Moeller
Marketing



Kevin Price
Manager



Tommy Rapier
Equipment



Damian Salas
Sound Engineer



Casey Underwood
Facilities

ACADEMIC SUPPORT

The success of Virginia Tech's volleyball program rests largely on the academic progress of each student-athlete. The academic performance of Tech student-athletes has improved each year due in part to the Student Athlete Academic Support Services (SAASS).

The Virginia Tech graduation rate for student-athletes has risen significantly in recent years and was a school-best 74 percent for 2005. This marked the third time in the last four years that Virginia Tech's student-athlete graduation rate has been 70 percent or better.

In addition to posting impressive graduation figures, Virginia Tech's student-athletes continue to excel in the classroom. For the 2005 calendar year, 376 3.0 GPA's were earned by student-athletes, student trainers, student managers, cheerleaders and HighTechs.

Student-athletes devote many hours to practice, conditioning and training that are not required of all students. Due to their time commitment and their high visibility, it is an obligation and in the best interest of the university to supply these students with services which

will allow them to maximize their academic potential.

The Virginia Tech Student Athlete Academic Support Services office is committed to providing fundamental and supplemental programming, consistent with University and NCAA policy, aimed at enhancing each student-athlete's educational experience.

During the summer, the SAASS office moved to the West Side of Lane Stadium. Here, student-athletes have access to state-of-the-art technology, quiet study facilities, individualized tutorial rooms and direct access to the SAASS staff. This complex is a focal point for the Athletics Department, both aesthetically and pragmatically, and provides a centralized place for student-athlete services.

The new facility features more than 18,000 square feet of space, 10 staff offices, 18 private tutor rooms, a state-of-the-art classroom, a 45-station computer lab, three reading/study rooms, a conference room and reference library.

Together, these spaces provide the student-athlete with a variety



Jess Hegr

of study environments conducive to their success. Athletes can use these facilities between classes, after practice or in the evenings,

with flexible hours tailored to make the most of a student-athlete's limited time.

Chris Helms, in his eighth year at Tech, is the director and is responsible for the development and leadership of the Student Athlete Academic Support Services office.

Colin Howlett, in his 10th year at Tech, serves as the associate director in the SAASS office.

Jess Hegr, who serves as the contact for the softball team, is in her second year at Virginia Tech.

Sarah Armstrong and Drew Scales are also assistant directors. Terrie Repass begins her 32nd year of service at Virginia Tech. She serves as the office secretary for the SAASS.

SAASS AT A GLANCE

Stakeholders of the office's mission include student-athletes and their families, the university community, coaches and athletics administrators. SAASS seeks to develop relationships with its stakeholders that are founded on trust and respect, and provides the following services to accommodate their needs:

- University and NCAA information
- Orientation
- Academic assessment
- The development of an effective student life program
- Appropriate referrals
- Monitored study environments
- Tutorial programs
- State of the art technological learning assistance
- Student Athlete academic performance evaluations

STUDENT LIFE

The Athletics Office of Student Life at Virginia Tech is committed to developing the total student-athlete. Director Megan Armbruster is dedicated to enhancing the quality of the student-athlete experience through various programs.

Virginia Tech student-athletes obtain personal development



Megan Armbruster

education through workshops and mandatory speakers. Presentation topics include gambling, alcohol abuse, sexual violence and healthy relationships, and manners and etiquette dinners.

Community Outreach

The Athletics Office of Student Life community outreach program is "Hokies with Heart". Student-athletes are encouraged to volunteer throughout their college experience. In 2004, the student-athletes volunteered with the Montgomery County Public Schools System, the Montgomery County Christmas Store,

Virginia Tech White Ribbon Campaign and Hokies United Tsunami Relief Campaign.

The Hokie softball team has a partnership with Prices Fork Elementary School.

Career Development

In close collaboration with the Virginia Tech Career Services Center, career development programs are designed specifically for student-athletes. Resume design, career fair etiquette, mock interviews, interview attire and mini-career fairs are just a few examples of workshops hosted by the Athletics Office of Student Life. Student-athletes are encouraged to participate in on-campus interviewing and eRecruiting along with securing internships and coops during their college careers. In 2005-2006, both Cintas Corporation and NVR Inc. hosted workshops providing student-athletes the opportunity to hear job search strategies directly from employers.

Academic Excellence

The Virginia Tech Athletics Office of Student Life is responsible for nominating student-athletes for academic honors and awards.

Athletes are nominated for on-campus, Atlantic Coast Conference and national awards.

Student-athletes with a 3.0 GPA are rewarded each semester by being honored on the Athletic Director's Honor Roll. The 2005 calendar year listed 377 student-athletes with this honor.

Several athletes from the softball team have received various academic awards. Kendal Martin, Katie Maynard, Karie Morrison, Caitlin Murphy, Dorian Nunley, Erin Ota, Callie Rhodes, Jenna Rhodes, Kelsy Rokey, Caroline Stolle, Megan Stone and Angela Tincher were all named to the 2006 ACC All-Academic Team. Tincher was also named to the All-District and All-America teams.



Hokie softball players, from left to right, Jenna Rhodes, Anna Zitt and Whitney Davis, at an autograph session at Gilbert Linkous Elementary School.

Athletic Excellence

The Virginia Tech Student Athlete Advisory Committee (SAAC) promotes effective communication between athletic administration and student-athletes.

SAAC is comprised of two representatives from each sport. These representatives meet twice a month to discuss issues and concerns regarding their sports, department of athletics, ACC and NCAA legislation. The student-athletes encourage their teammates to get involved both on campus and in the community. Each year SAAC sponsors a canned food drive during the basketball season.

The softball team representatives are sophomore Kelsy Rokey and senior Ashley Thatcher.

ATHLETIC PERFORMANCE

One of the most important aspects of a successful college softball program is its strength and conditioning program. Before the lights ever come on, before the first pitch is thrown and before the first game is played, college softball players work on getting themselves physically prepared for the rigors of a four-month season.

Thanks to the direction of Assistant Athletics Director for Athletic Performance Dr. Mike



Terry Mitchell

Gentry, the Virginia Tech strength and conditioning program is among the best in the nation, helping to make the softball

program one of the best as well.

One of the main support centers of Tech softball is the strength and conditioning program.

The softball team trains in the Jim "Bulldog" Haren Weight Room. Located in Jamerson Athletic Center, the 5,000-square foot weight room was officially dedicated in September 1985 to Haren, a former Hokie player and long-time supporter of the Virginia Tech Athletics Department.

Dr. Gentry is in his 20th season as the Hokies' director of strength and conditioning. As assistant athletics director for athletic performance, his duties

include overseeing the strength and conditioning training of athletes in all 21 varsity sports at Virginia Tech.

In May 2003, Gentry was honored by the Collegiate Strength and Conditioning Coaches when he was named a Master Strength and Conditioning Coach.

In 1995 and 1996, Gentry was recognized by the National Strength and Conditioning Association as a finalist for the National Strength and Conditioning Professional of the Year.

He received his bachelor's degree in physical education from Western Carolina University in 1979, his master's from the University of North Carolina in 1981 and his doctorate in curriculum and instruction, with an emphasis in motor behavior, from Tech in 1999.

Assisting Gentry in the weight room this year are four full-time assistant strength and conditioning coaches — Terry Mitchell, assistant director of strength and conditioning, Jarrett Ferguson and Keith Short, coordinators of strength and conditioning, and Jamie Meyer, coordinator of strength and conditioning for Olympic sports.

Mitchell, who handles the strength and conditioning for Tech's softball team, has experience in the Texas Rangers farm system. He graduated from Lee (Tenn.) College in 1994 and earned a master's in health promotions from Tech in 2004. Mitchell is married to the former Terri Thompson. This is his sixth year with the softball program.

Sports Nutrition

Eating healthy and choosing nutritious diets are important aspects of a Virginia Tech student-athlete's life. In July 2002, the athletics department implemented the sports nutrition program. Amy Freel serves as the director.

Freel works individually with student-athletes to provide them with information they need on their diet. She also provides individual players with diet counseling on issues such as gaining lean muscle mass, losing body fat, and eating choices to improve performance.

"The individualized nutrition education allows me and the athletes to get very specific on their nutritional, personal and sport-specific goals," Freel said.



Amy Freel

The sports nutritionist works with the "Training Edge," a dining option for health-conscious students and athletes, to design menus

for training tables and daily menu selections.

Also in July 2002, the Virginia Tech Athletics Department purchased the BOD POD body composition system. Tech is one of a handful of college athletic departments using this type of technology. It accurately measures body composition (percent

of body fat, lean muscle mass and fat mass) through air displacement within five minutes. Research has shown that an increase in lean muscle mass will increase athletic performance.

Sport Psychology

Virginia Tech offers another important service to all its student-athletes — sport psychology. Dr. Gary Bennett coordinates the sport psychology department, which offers psychological and performance enhancement services for student-athletes. Bennett also works closely with the Cook Counseling Center.

Bennett meets with student-athletes on an individual basis for personal counseling and to discuss the mental aspects of the game. He also works on team building, communication and performance enhancement.

"We try to address all the various factors that affect student-athletes' performance on and off the field," Bennett says. "We believe we can help athletes perform better by addressing those concerns."



Dr. Gary Bennett

The sport psychology department also offers an injury group to afford injured athletes the opportunity to meet with other

injured athletes and talk about their recovery process. Injured athletes may also meet individually with the sport psychologists if they do not feel comfortable in the group or cannot make the sessions.

On average, the psychologists conduct 20 individual sessions per week and also meet weekly with teams as the need arises.

A new addition to the sport psychology resources is the Dynavision 2000, a unique conditioning and training program designed to increase focus and concentration, improve coordination and visuomotor reactions, and increase peripheral awareness.

Virginia Tech is privileged to be one of only a handful of schools with this cutting-edge technology.

The sport psychology office reaches out to athletes who may not have considered going to the counseling service that is offered to all students at Virginia Tech.



The softball team trains in the Jim "Bulldog" Haren Weight Room. Tech also has the BOD POD (right), which accurately measures body composition.



BLACKSBURG AND THE NEW RIVER VALLEY



From the stunning scenery, to a classic college town, to the thrill and excitement of big-time collegiate athletics, Virginia Tech and its surroundings have much to offer

HOKIES

2007 SCHEDULE

Feb.	10-11	Georgia State Tournament (at Atlanta, Ga.)	
	10	vs. Tennessee Tech	10 a.m.
		vs. Alabama-Birmingham	12:15 p.m.
	11	at Georgia State	12:15 p.m.
		Championship Play	TBA
	16-18	Tiger Invitational (at Auburn, Ala.)	
	16	vs. Tennessee Tech	^ 11 a.m.
		vs. Tulsa	^ 9 p.m.
	17	at Auburn	^ 1:30 p.m.
		vs. Alabama-Birmingham	^ 9 p.m.
	18	vs. Notre Dame	^ 1:30 p.m.
	23-25	NFCA Leadoff Classic (at Columbus, Ga.)	
	23	vs. Coastal Carolina	2:30 p.m.
		vs. Lehigh	7:30 p.m.
	24	vs. Georgia	3:30 p.m.
		vs. Illinois State	6 p.m.
	25	Championship Play	TBA
	28	at Radford (DH)	2 p.m.
Mar.	2-4	Knight Games (at Altamonte Springs, Fla.)	
	2	vs. Jacksonville State	5 p.m.
		vs. UCF	7 p.m.
	3	vs. Holy Cross	3 p.m.
		vs. Eastern Michigan	5 p.m.
	4	TBA	TBA
	8-11	USF-adidas Spring Break Invitational (at Clearwater, Fla.)	
	8	vs. Central Michigan	4 p.m.
		vs. Fordham	6 p.m.
	9	vs. Robert Morris	11 a.m.
		vs. Hofstra	1 p.m.
	10	vs. Ohio State	11 a.m.
	11	Championship Play	TBA
	14	at South Carolina (DH)	4 p.m.
	17	GEORGIA TECH (DH) *	Noon
	18	GEORGIA TECH *	1 p.m.
	24	at Florida State (DH) *	Noon
	25	at Florida State *	Noon
	31	NORTH CAROLINA STATE (DH) *	Noon
April	1	NORTH CAROLINA STATE *	1 p.m.
	4	at Longwood (DH)	4 p.m.
	7	at Virginia (DH) *	1 p.m.
	8	at Virginia *	1 p.m.
	10	CAMPBELL (DH)	3 p.m.
	14	at North Carolina (DH) *	1 p.m.
	15	at North Carolina *	1 p.m.
	17	vs. ETSU (at Bristol, Tenn.)	7:30 p.m.
	21	MARYLAND (DH) *	Noon
	22	MARYLAND *	1 p.m.
	25	FURMAN (DH)	3 p.m.
	28	BOSTON COLLEGE (DH) *	Noon
	29	BOSTON COLLEGE (DH) *	1 p.m.
May	1	at Liberty (DH)	3 p.m.
	10-13	ACC Championship (at Tallahassee, Fla.)	
	18-20	at NCAA Regionals (campus sites TBA)	
	25-26	at NCAA Super Regionals (campus sites TBA)	
May 31-June 6		at WCWS (Oklahoma City, Okla.)	

* denotes Atlantic Coast Conference games
 Home games in ALL CAPS and played at Tech Softball Park
 All times and dates subject to change
 ^ Game times at Tiger Invitational are listed as Eastern times



Ashley
Thatcher

Karie
Morrison

Kelsey
Hoffman