

2015-16 Virginia Tech Basketball

Virginia Tech - (11-6, 3-1 ACC)
at
Georgia Tech - (11-6, 1-3 ACC)
Jan. 16, 2016 - 12 p.m.
McCamish Pavilion (8,600)
Atlanta, Georgia



Top Topics

- ❖ The Hokies lead the all-time series, 15-6
- ❖ The Hokies defeated Wake Forest, 93-91, in Cassell Coliseum on Wednesday night
- ❖ Justin Bibbs scored a career-high 32 points in the win over Wake Forest
- ❖ Virginia Tech is 3-1 in the ACC for the first time since the 2008-09
- ❖ This begins a two-game road swing for the Hokies

Broadcast

Radio

Virginia Tech IMG Sports Network
Jon Laaser & Mike Burnop



Also available on:
Satellite: Sirius: 108 XM: 194
Digital: Hokies Xtra & Tuneln
(free on downloaded apps)

Television/Internet

Regional Sports Networks
Wes Durham & Jason Capel



Follow us on Twitter

@VT_MBall



SOCIAL MEDIA

Twitter: @hokiesports & @VT_MBBall

Instagram: vthokiembb

Snapchat: VTMBBall

#Hokies

#VTvsGT

Game 18

Media Notes

About Today's Game

The Hokies enter today's game 11-6 overall and 3-1 in ACC action ... Georgia Tech is 11-6 on the season and 1-3 in league play.

Last Time Out: VT 93, WFU 91

The Hokies got back into the win column with a thrilling 93-91 win over Wake Forest on Wednesday night ... **Justin Bibbs** scored a career-high 32 points and **Justin Robinson** added a career-high 17 points to spur the win ... **Zach LeDay** scored 20 points for the Hokies, that held off the Demon Deacons' wild comeback at the end for the win.

Series Against The Yellow Jackets

The Hokies lead the all-time series, 15-6 ... The Hokies won the last meeting, 65-63, in Cassell Coliseum last season ... Virginia Tech is 5-3 in road games in the series and hold a 10-4 record in conference games ... This series has been played not only in Blacksburg and Blacksburg and Atlanta, but also in Greensboro, Washington, D.C., Roanoke and Jacksonville, Fla.

1-0 What A Night!

In the Hokies' 93-91 win over Wake Forest on Wednesday night, **Justin Bibbs** scored a career-high 31 points, bring his old high mark of 31 points in the win over Grambling earlier this season ... Bibbs was 12-18 from the floor, including 3-of-7 from three-point range ... It is the most points scored by a Hokie since **Jalen Hudson** scored 32 points against Wake Forest in the first round of last season's ACC Tournament.

Schedule

Date	Opponent	Time	TV
Emerald Coast Classic (Blacksburg, Va.)			
11/14	ALABAMA STATE# (ESPN3)	L	82-85
11/18	JACKSONVILLE STATE# (ESPN3)	W	71-62
11/21	VMI (ESPN3)	W	76-52
11/24	NORTH CAROLINA A&T (ESPN3)	W	90-60
Emerald Coast Classic (Destin, Fla.)			
11/27	vs. #4 Iowa State# (CBSSN)	L	77-99
11/28	vs. UAB#	W	82-77 OT
Big Ten/ACC Challenge (Blacksburg, Va.)			
12/ 1	NORTHWESTERN (ESPNU)	L	79-81 OT
12/ 5	ARKANSAS-PINE BLUFF (ESPN3)	W	80-45
12/ 9	at Radford	W	74-65
12/13	LAMAR (ESPN3)	W	88-53
12/19	GRAMBLING STATE (ESPN3)	W	87-52
12/22	vs. St. Joe's (ESPN3)	L	62-79
12/30	#19 WEST VIRGINIA (ESPNU)	L	63-88
1/ 2	NC STATE* (RSN)	W	73-68 OT
1/ 4	#4 VIRGINIA* (ESPN2)	W	70-68
1/ 9	at #14 Duke* (ACCN)	L	58-82
1/13	WAKE FOREST* (RSN)	W	93-91
1/16	AT GEORGIA TECH*	NOON	RSN
1/20	at Notre Dame*	7 p.m.	RSN
1/24	NORTH CAROLINA*	6:30 p.m.	ESPNU
1/27	LOUISVILLE*	8 p.m.	ACCN
1/31	at Pittsburgh*	6:30 p.m.	ESPNU
2/ 2	at Syracuse*	8 p.m.	ACCN
2/ 6	CLEMSON*	4 p.m.	RSN
2/ 9	at Virginia*	8 p.m.	ACCN
2/17	at Miami*	9 p.m.	RSN
2/20	FLORIDA STATE*	3 p.m.	ACCN
2/23	at Boston College*	9 p.m.	ESPNU
2/28	at Wake Forest*	6:30 p.m.	ESPNU
3/ 2	PITTSBURGH*	7 p.m.	ESPN3
3/ 5	MIAMI*	4 p.m.	ACCN
3/ 8-12	ACC Tournament (Verizon Center, Washington D.C.)		ACCN/ESPN/ESPNU

CAPS denote home games

* - Atlantic Coast Conference Games

- Emerald Coast Classic

All times are EST and are subject to change

Note - All conference games carried on an ESPN network will also be available on WatchESPN. All conference games carried on the ACC Network or a regional sports network will also be available on ESPN3.

Virginia Tech Strategic Communications

Primary Contact

Bill Dyer - Associate Director
wdyer@vt.edu

(o) - 540-231-8853

(c) - 540-998-5906

Secondary Contact

Kelsey Appleton - Assistant Director
kelsey89@vt.edu

(o) - 540-231-2228

(c) - 540-739-0002

5's Biggest Game, So Far

Also in the win over Wake Forest, freshman point guard **Justin Robinson** scored a career-high 17 points for the Hokies, playing a career-high 34 minutes off the bench ... JRob was 10-of-12 from the free throw line and also led the team with four rebounds ... It is his third double-figure scoring game of the season.



Justin Robinson

Nine Tips

With the win over Wake Forest on Wednesday night, the Hokies have had two of four scheduled 9 p.m. tip-offs this season in ACC action ... Tech has won the first two such games, a 70-68 win over No. 4/4 Virginia on Jan. 4, at home in Cassell Coliseum and the 93-91 win over Wake Forest ... The Hokies' last two 9 p.m. tips will be mid-week road games, Feb. 17 at Miami and Feb. 23 at Boston College.

A Difference in TOs

So far in ACC action this season, the Hokies are averaging 8.3 turnovers per game and are forcing its opponents to 13.8 turnovers per game ... Last season, the Hokies averaged 10.7 turnovers per game in conference play, while forcing 10.6 turnovers per game.

JRob Shining

So far in conference play, freshman point guard **Justin Robinson** has 12 assists and just three turnovers, while averaging 25.5 minutes played per game ... In the win over Virginia, he posted one of his best games as a Hokie ... The freshman point guard came off the bench to see 24 minutes of action and handed out a game-high six assists, while not committing a turnover ... He is tied for fourth in ACC action in assist/turnover ratio ... As a team, the Hokies lead the league in turnover margin in ACC play.

Three Notes

Zach LeDay entered the Virginia game with just two, three-pointers on the season ... In the win over the Cavaliers, he was 3-of-4 from beyond the arc ... **Justin Bibbs** was 4-of-5 from three-point range ... As a team, Tech was 9-of-17 from three-point territory ... There was more of the same in the win over Wake Forest, as LeDay was a career-high 4-of-4 from three-point range and Bibbs was 3-of-7 ... LeDay is 7-for-10 from three-point range for the Hokies in ACC play so far this season.



Justin Bibbs

Ranked Wins

Tech's 70-68 win over No. 4/4 Virginia on Jan. 4 was Tech's first victory against a top-5 opponent since a 64-60 win over No. 1 Duke on Feb. 26, 2011 in Cassell Coliseum ... It was the Hokies first victory over a ranked team since an 81-71 victory over No. 15 Oklahoma State on Dec. 1, 2012 ... Tech is now 2-3 in its last five home games against top 5 teams.

Making Free Throws

The Hokies made 29-of-35 free throw attempts, for 82.9 percent, in the win over Wake Forest ... That is a season-high this year and the best percentage by the Hokies since shooting 13-of-14 from the line (92.9%) in the win over Wake Forest in last season's ACC Tournament.

Three Facts

The Hokies are now 3-1 in the ACC ... Tech won just two league games each of the last two seasons ... Tech's 11 overall wins ties for the team's win total of last season ... The last time the Hokies started an ACC season was in the 2008-09 season ... The three wins ties for the earliest that the Hokies have won three league games since joining the ACC. Tech won its third ACC game of the 2006-07 season on Jan. 13, 2007, a 94-88 win over No. 1 North Carolina in Cassell Coliseum ... Tech has won three home conference games for the first time since the 2012-13 season.

All the Way Back


In the win over NC State, the Hokies rallied from a 16-point deficit ... That is the largest comeback of the season and the first time the Hokies have rallied from a double-digit deficit since coming back from a 10-point deficit to defeat Georgia Tech last season ... The last time the Hokies overcame more than a 16-point deficit was a 17-point comeback over West Virginia on Nov. 12, 2013.

Consistent Transfers

Seventeen games into the season and **Seth Allen** and **Zach LeDay** have shown great consistency scoring points for the Hokies ... Both players sat out last season after transferring from Maryland and South Florida, respectively ... LeDay has scored in double-figures in 14 of the 17 games and Allen has scored in double-figures in 13 of the 17 games ... On top of that, LeDay has been in double-figures in rebounding in eight of the 17 games.



Zach LeDay



Seth Allen

Keeping It to Ourselves

In the win over NC State, the Hokies committed just four turnovers ... The four turnovers is the fewest-ever for the Hokies in a regular season ACC game ... It is the fewest turnovers for the Hokies since turned the ball over three times against Miami in the first round of the 2014 ACC Tournament ... Tech committed just eight turnovers in the win over No. 4 Virginia on Jan 4 and just six in the win over Wake Forest.

A Lot for a Win

When Wake Forest scored 91 points in the Tech 93-91 win over the Demon Deacons on Wednesday night, it marks the most points Tech has allowed in a victory since defeating VMI, 105-92, on Nov. 18, 2013 and is the most points ever allowed by the Hokies in a regulation ACC regular season victory ... The last time the Hokies won a conference game in regulation while allowing at least 90 points was on Feb. 13, 1988, when Tech defeated Cincinnati, 115-111 in Cassell Coliseum.

Shane Steps Up


Entering the West Virginia game, senior **Shane Henry** had scored a combined 11 points on the season ... Entering the game with 2:58 remaining in the first half, Henry would play a season-high 16 minutes and record a career-high 12 points, to go along with four rebounds ... He was four-of-four from the field in the game ... Henry earned the start against NC State and had a big blocked shot for Tech on the Wolfpack's final possession to send the game into overtime ... He also started the Virginia game and had four rebounds and two assists in nine minutes of action, had six points and four rebounds in 11 minutes at Duke and four points and three rebounds in 11 minutes in the win over Wake Forest ... He has started all four ACC games for the Hokies.



Shane Henry

Clarke Out

Freshman forward **Chris Clarke** suffered a fracture to the fifth metatarsal in his right foot and had successful surgery on Dec. 29 ... The injury occurred working out during the Christmas break ... Clarke had started 10 of the first 12 games of the season and is averaging 10.5 points and 7.4 rebounds per game.



Chris Clarke

Doubling Our Pleasure

With his 10 point, 11 rebound performance against St. Joseph's, **Zach LeDay** recorded his seventh double-double of the season ... The last Hokies to record seven double-doubles in a single season was Jeff Allen, with 15 double-doubles in the 2010-11 season.

Really Young Again This Season

The Hokies once again this season field one of the youngest teams in the nation ... According to kenpom.com, Tech is 315 out of 351 NCAA Division I teams in experience, at just 1.20 years per player ... Tech is 14th out of 15 ACC teams in experience ... Players new to the Virginia Tech program this season account for 60.4 percent of minutes played for the Hokies, second-highest among ACC teams ... Only Boston College at 66.2 percent is higher.

A Lot of Doubles

With **Zach LeDay's** double-double against St. Joseph's, the Hokies now have 12 double-doubles for the season ... This is the most double-doubles for the Hokies in a single season since the 2010-11 season, when the Hokies recorded 18 double-doubles.

Swat!

In the loss to St. Joseph's, **Zach LeDay** recorded a career-high four blocked shots ... That is the most by a Hokie this season and the most by a Hokie since Joey van Zegeren blocked six shots against Morgan State on Nov. 30, 2014 ... He had three blocked shots in the win over NC State.

Freshmen Doubles


Kerry Blackshear Jr. and **Chris Clarke** have each recorded double-doubles far this season ... This is the first time since the 2007-08 season that two Hokies (Jeff Allen and JT Thompson) have recorded double-doubles in their freshman seasons.



Kerry Blackshear Jr.

It Is Better to Give, A Lot

In the loss to Northwestern, **Devin Wilson** recorded five assists and just one turnover, cracking the 300 career assists total ... Following the West Virginia game, he has 324 career assists, good for 4.2 assists per game ... Now in his junior season, Wilson entered the top 10 in assists in school history at 10th place in the win over Grambling State, when he dished out four assists ... His 324 career assists is sixth among active ACC players.



Devin Wilson

Ending the Road Blues

When the Hokies defeated Radford, 74-65, at the Dedmon Center on Dec. 9, it marked the first win for Tech on an opponent's home court in more than two calendar years ... The last true road win for Tech was on Dec. 8, 2013, when the Hokies defeated Miami, 61-60, in the BankUnited Center to open ACC play in the 2013-14 season.

A Freshman Double Feat

Chris Clarke recorded his second consecutive double-double with 11 points and 13 rebounds in the Northwestern game ... It's the first time a Virginia Tech freshman recorded consecutive double-doubles since Jeff Allen in the 2007-08 season ... Allen had 11 points and 12 rebounds in the regular season finale at Clemson and 10 points and 10 rebounds in the first round of the ACC Tournament against Miami ... **Kerry Blackshear Jr.**, also equaled that mark with double-doubles against Lamar and Grambling State.

Buzz Williams Info

Buzz Williams begins his second season as the head coach of the Hokies ... Now in his ninth season as a collegiate head coach, Williams has an overall record of 175-114 ... A complete bio is available on page 5 of these notes.



Buzz Williams

Career Double-Doubles

2014-15 Season

Devin Wilson (2)

vs. Morgan State (10 pts./11 asts.*)
vs. Duke (10 pts./11 asts.*)

Justin Bibbs (1)

vs. Syracuse (22 pts*/11 rebs.*)

2015-16 Season

Zach LeDay (7)

vs. Morgan State (26 pts./15 rebs.*)
vs. VMI (13 pts./10 rebs.)
vs. NC A&T (26 pts./12 rebs.)
vs. UAB (15 pts./10 rebs.)
vs. UAPB (13 pts./10 rebs.)
vs. Lamar (19 pts./10 rebs.)
vs. St. Joseph's 10 pts./11 rebs.)

Chris Clarke (3)

vs. Jacksonville State (12 pts*/11 rebs.*)
vs. UAB (10 pts./16 rebs.*)
vs. Northwestern (11 pts./13 rebs.)

Kerry Blackshear Jr. (2)

vs. Lamar (11 pts./10 rebs.*)
vs. Grambling State (11 pts./12 rebs.*)

* - career highs at the time
all current players' double-doubles

Buzz's Bunch

Buzz's Bunch is a non-profit organization that Coach Buzz Williams created six years ago when he was first named head coach at Marquette University.

Buzz's Bunch is a way to bring together children with disabilities and help them to fall in love with the game of basketball. Since it's creation, the group has evolved into so much more. Buzz's Bunch members create some unforgettable relationships and memories. Most of all, every player, coach, or staff member feels lucky to learn from these members and be touched by them.

Being a Buzz's Bunch member includes an invitation to a camp over the summer, which includes spending time with the team and staff, lunch and a free t-shirt. Additionally, there is a Buzz's Bunch calendar at the beginning of the year and another event over the winter. The team tries to keep in touch with members throughout the year and the organization changes with time as new opportunities exist.

For more information, contact info@buzzsbunch.com or log-on to http://coachbuzzwilliams.com/buzzsbunch/

Hokies in NCAA Stats

In the most current release of NCAA stats (Jan. 15, 2016), the Hokies are sixth in the nation in free throw attempts and 10th in free throws made ... Individually, **Zach LeDay** is 17th in offensive rebounds per game and 28th in double-doubles ... LeDay is 40th in total rebounds and 46th in rebounds per game.

New Name, Same Place

The Hokies are playing this season in the same arena, Cassell Coliseum, but the playing surface has a new name ... The floor is now known as Virginia Tech Carilion Court at Cassell Coliseum ... This is in recognition of a generous sponsorship of Virginia Tech athletics by Carilion that will be used to fund scholarships and strategic initiatives, as well as to support public-health awareness ... Carilion was awarded naming privileges to the court for 10 years in recognition of a sponsorship that will provide \$500,000 a year over that time ... With the naming, Carilion will support student-athletes who are pursuing health careers, promote health awareness and the Carilion Clinic Children's Hospital, and honor the importance of the Virginia Tech Carilion partnership.



Points for Pondering

Led VT in Scoring: LeDay (7), Allen (6), Hudson (2), Bibbs (2), Henry (1)

Double Figure Scoring Games: Allen (13), LeDay (14), Bibbs (11), Clarke (8), Blackshear (6), Hudson (4), Robinson (3), Henry (1)

40-point Games: none

30-39-point Games: Bibbs (2)

20-29-point Games: Allen (3), LeDay (3), Hudson (1)

Led VT in Rebounding: LeDay (11), Clarke (3), Blackshear (2), Hamilton (1), Pierce (1), Robinson (1)

Double Figure Rebounding Games: LeDay (8), Clarke (3), Blackshear (2), Hamilton (1)

Led VT in Assists: Robinson (11), Allen (6), Wilson (4), LeDay (3), Bibbs (2), Clarke (1)

Double Figure Assist Games: none

Double-Doubles: LeDay (7), Clarke (3), Blackshear (2)

Most Points in a Half: 52 (2nd vs. GSU)

Fewest Points in a Half: 23 (1st at Duke)

Most Points Allowed in a Half: 53 (2nd vs. WFU)

Fewest Points Allowed in a Half: 16 (1st vs. UAPB)

Largest Lead: 40 pts. (79-39 vs. Lamar)

Largest Deficit: 30 pts. (65-35 at Duke)

Largest Margin of Victory: 35 pts. (80-45 vs. UAPB, 88-53 vs. Lamar & 87-52 vs. GSU)

Largest Margin of Defeat: 25 pts. (88-63 vs. WVU)

Largest Deficit Overcome in a Victory: 16 pts. (32-16 vs. NC State)

Largest Lead Lost in a Loss: 11 pts. (31-20 vs. ASU)

Largest Halftime Lead: 28 pts. (51-23 vs. Lamar)

Largest Halftime Deficit: 27 pts. (50-23 at Duke)

Largest Halftime Deficit Overcome in a Victory: 10 pts. (34-24 vs. NC State)

Largest Halftime Lead Lost in a Loss: 5 pts. (42-37 vs. ASU)

Average Margin of Victory: 17.2 ppv

Average Margin of Defeat: 15.5 ppl

Average Margin: +5.8

* - Includes ties

We Like 23, and 4

Jalen Hudson scored 23 points in the win over NC State ... That is a season high for Hudson and third time in his Virginia Tech career he has scored 20-or-more points in a game ... All three have come against ACC competition ... **Seth Allen** scored 23 points for the Hokies ... This is his third, 20-plus point game of the season.



Jalen Hudson

20-Plus for Allen

Seth Allen scored 25 points in the Northwestern game ... That marks the first time a Hokie has scored 20-or-more points in consecutive games since Adam Smith had 26 points against Miami of Ohio and 22 points against Morgan State last season ... Allen had 23 points in the win over UAB on Nov. 28.

TOP INDIVIDUAL PERFORMANCES

VIRGINIA TECH

Points

32	Justin Bibbs vs. Wake Forest
31	Justin Bibbs vs. Grambling State
26	Zach LeDay vs. Alabama State
26	Zach LeDay vs. NC A&T
25	Seth Allen vs. Northwestern
23	Seth Allen vs. UAB
23	Seth Allen vs. NC State
23	Jalen Hudson vs. NC State
22	Zach LeDay, Virginia (H)
20	Zach LeDay vs. Wake Forest

Rebounds

16	Chris Clarke vs. UAB
15	Zach LeDay vs. Alabama State
13	Chris Clarke vs. Northwestern
12	Zach LeDay vs. NC A&T
12	Kerry Blackshear Jr. vs. Grambling State
12	Zach LeDay vs. NC State
11	Chris Clarke vs. Jacksonville State
11	Johnny Hamilton vs. VMI
11	Zach LeDay vs. St. Joseph's
10	Zach LeDay vs. VMI
10	Zach LeDay vs. UAB
10	Zach LeDay vs. UAPB
10	Kerry Blackshear Jr. vs. Lamar
10	Zach LeDay vs. Lamar

Assists

7	Seth Allen vs. Lamar
7	Justin Robinson vs. Grambling State
6	Justin Robinson vs. Virginia (H)
5	Justin Robinson vs. NC A&T
5	Devin Wilson vs. UAB
5	Devin Wilson vs. Northwestern
5	Justin Robinson vs. UAPB
5	Devin Wilson at Radford

Steals

5	Jalen Hudson vs. UAPB
3	Jalen Hudson at Radford
3	Devin Wilson vs. Wake Forest

Blocks

4	Zach LeDay vs. St. Joseph's
3	Johnny Hamilton vs. VMI
3	Johnny Hamilton vs. NC A&T
3	Johnny Hamilton vs. Iowa State
3	Zach LeDay vs. NC State

OPPONENTS

Points

36	Isaiah Miles, St. Joseph's
26	QJ Peterson, VMI
23	Jameel McKay, Iowa State
22	DeAndre Bembry, St. Joseph's
22	London Perrantes, Virginia (H)
22	Codi Miller-McIntyre, Wake Forest (H)
21	Jamel Waters, Alabama State
21	Erik Durham, Jacksonville State
21	Cat Barber, NC State
21	Marshall Plumlee, Duke

Rebounds

15	Isaiah Miles, St. Joseph's
13	Jonathan Holton, WVU
12	BeeJay Anya, NC State
11	Abdel Nader, Iowa State
11	Brandon Holcomb, Radford
11	Devin Thomas, Wake Forest
10	Marshall Plumlee, Duke

Assists

7	Jamel Waters, Alabama State
7	Monte Morris, Iowa State
7	Derryck Thornton, Duke
5	Robert Brown, UAB
5	Pierfrancesco Oliva, St. Joseph's
5	Codi Miller-McIntyre, Wake Forest (5)
4	eight times

Steals

3	Bryant McIntosh, Northwestern
3	Papa Ndao, St. Joseph's
3	Matt Jones, Duke

Blocks

6	Brandon Ingram, Duke
5	BeeJay Anya, NC State
4	Isaiah Miles, St. Joseph's
4	Isaiah Wilkins, Virginia (H)
4	Devin Thomas, Wake Forest (H)
3	Glenn Holloway, Jacksonville State
3	Fred Iruafemi, VMI
3	Jameel McKay, Iowa State
3	William Lee, UAB
3	Alex Olah, Northwestern
3	Elijah Macon, WVU

Gimme That!


In the Hokies' win over Arkansas-Pine Bluff, **Jalen Hudson** earned the start and then posted a career-high five steals in the contest ... That is the most steals in a game by a Hokie since Erick Green had five steals in a win over Mount St. Mary's in Cassell Coliseum on Jan. 2, 2011 ... Hudson also led the Hokies in scoring with 15 points against the Golden Lions.

556 in the Cassell

The Hokies have a 556-186 overall record in Cassell Coliseum, good for a .749 winning percentage ... The win over Florida State in 2011, was the 500th victory in the building ... Tech has had just one break-even home season and two losing seasons in Cassell Coliseum Tech is 3-0 in ACC games in Cassell Coliseum this season.

Hill on the Mend

Virginia Tech sophomore wing **Ahmed Hill** is on the mend from surgery, performed on August 11 ... Hill had a partial tear of the left patellar tendon and had successful surgery at LewisGale Montgomery Hospital by Dr. Tony McPherron ... He has begun practice, but has not appeared in any games.



Ahmed Hill



Head Coach Buzz Williams



Buzz Williams begins his second season as the head men's basketball coach at Virginia Tech. Williams led the Hokies to an 11-22 overall record in his first season in Blacksburg.

In his inaugural season at Virginia Tech, Williams began building the culture that will allow the Hokies future success. The team went a long ways towards establishing an identity of hard work, accountability both on and off the court and a tough, competitive nature.

Williams came to Virginia Tech following six seasons as the head coach of the Marquette Golden Eagles. At Marquette, Williams had a record of 139-69 and led the team to five NCAA appearances, including a trip to the regional finals in the 2012-13 season, the same season the team won the Big East Conference regular season title. Williams led the Golden Eagles to a 69-39 Big East Conference record during his time in Milwaukee. Six Marquette players have made it to the NBA during Williams' tenure. In his eight seasons as a collegiate head coach, Williams has an overall record of 175-114.

"Buzz Williams' first season at Virginia Tech set a tone for the future," Virginia Tech Director of Athletics Whit Babcock said. "This program achieved on the court, in the classroom and in the community. His focus and tireless work ethic is indelible throughout the program. His expectations and standards are high and we will continue to improve

in all areas because of this environment." Williams was an assistant at Marquette in the 2007-08 season. MU concluded the year 25-10 and advanced to the second round of the NCAA Tournament for the first time since 2003.

His coaching career has included stints as an assistant, associate head and head coach. He has been at the NCAA Division I level for 19 seasons, and 2013-14 was his seventh campaign as a head coach. Williams has recruited and coached over 20 players who have earned all-conference accolades, including two league players of the year, two conference freshmen of the year and four Associated Press All-Americans.

Williams arrived in Milwaukee after serving for one season as the head coach at the University of New Orleans. He guided the Privateers to a 14-win campaign in 2006-07 and his roster featured Bo McCalebb, the Sun Belt Conference Player of the Year. UNO claimed fourth place in the Sun Belt's Western Division and advanced to the league tournament quarterfinals. The squad claimed as many victories on the road that season as it had in the previous three seasons combined. His recruiting class for the 2007-08 season was ranked in the top-50 nationally by HoopScoopOnline.com.

Prior to UNO, Williams served as an assistant coach and recruiting coordinator at Texas A&M for two seasons (2004-05 and 2005-06) under

head coach Billy Gillispie. Both of his recruiting classes with the Aggies were ranked among the best in the nation and featured some of the top-ranked talent at the prep level. The squad made its first NCAA Tournament appearance in 25 years in 2005-06 and the previous team posted the top turnaround in the nation, improving its win total in 2004-05 by 14 games compared to 2003-04.

Williams spent four seasons (2000-01 through 2003-04) at Colorado State, serving as an assistant the first three seasons before being promoted to associate head coach in 2003-04. Two of his recruiting classes were ranked among the 40-best in the nation, including the 2003 group, which was tabbed No. 1 in the Mountain West Conference. Colorado State made its first NCAA Tournament appearance in 13 years during his tenure and he was named one of the top assistants in the country by HoopScoopOnline.com.

The Van Alstyne, Texas, native was previously an assistant at Northwestern State (1999-2000), Texas A&M- Kingsville (1998-99) and Texas-Arlington (1994-98). He earned a bachelor's degree in kinesiology from Oklahoma City University in 1994 before completing his master's work in the same field at Texas A&M-Kingsville in 1999.

Williams is married to the former Corey Norman and the couple has two daughters, Zera and Addyson, and two sons, Calvin and Mason.



Virginia Tech Basketball QR Codes

Scan the following QR code
for links to bios for the
2015-16 Virginia Tech Hokies



Scan the following QR code
for link to home page for
2015-16 Virginia Tech Hokies



Scan the following QR code
for link media resources page
2015-16 Virginia Tech Hokies



Virginia Tech Strategic Communications

ON THE INTERNET WHO TO CONTACT

www.hokiesports.com

The official Web site of Virginia Tech athletics provides media and fans with schedules, results, rosters, bios, statistics, general releases and game notes on the Hokies.

The Gameday section has live stats, radio and television coverage information and other pertinent information. This section is for home games only.

The improved HokieVision page offers a wide range of fun, insightful and useful videos on and about the Hokies.

hokiesports.com/media

A media-only Web site is designed to make the media's job easier. Here you will find high-resolution, color mug shots of every Hokie basketball player and coach available to download. Please contact the Athletics Communications Office for access to this media-only site.

Twitter

Follow the Hokies on Twitter @VT_MBBall.

Instagram

Follow the Hokies on Instagram @vthokiemb.

#HokieHuddle

The newest feature on hokiesports.com, #HokieHuddle gives fans and other interested individuals a behind-the-scenes look at all Virginia Tech sports. The men's basketball Huddle, available from a link off of the men's basketball page, offers videos, photo galleries, tweets, instagams and blogs about the Hokies.

<http://www.hokiesports.com/mbasketball/huddle/>

www.theacc.com

Updated standings, results, schedules, statistics and notes are posted each week during the season.



Associate Athletic Director Strategic Communications

Pete Moris
(540) 231-9965 - office
morisvt@vt.edu

Request for Interviews

Men's Basketball SID

Bill Dyer
(540) 231-8852 - office
(540) 998-5906 - cell
wdyer@vt.edu

Social Media Inquiries

Assistant Director

Kelsey Appleton
(540) 231-2228 - office
(540) 739-0002 - cell
kelsey89@vt.edu

Requests for Photos

Director of Photography

Dave Knachel
(540) 231-1838
dknachel@vt.edu



Bill Dyer
Associate Director of
Strategic Communications



Kelsey Appleton
Assistant Director of
Strategic Communications



Virginia Tech Media Policies

Virginia Tech will observe these post-game policies on the road ... Immediately following the game, head coach **Buzz Williams** will address the team in the locker room ... After a "cooling-off" period, he will leave the locker room to do his radio interviews ... Following Coach Williams' radio obligations, he will proceed directly to the post-game interview room and make his post-game remarks to the media there ... When Coach Williams completes his post-game remarks in the interview room, 2-3 Virginia Tech players will be available in the hall outside the team locker room ... This area will NOT be the post-game interview room ... This will be the only availability for Virginia Tech players post-game.

Our Name, Please

When referring to Virginia Tech, we ask that you please leave it at that - Virginia Tech ... Virginia Tech University is not now and never has been a name for the school ... The official name of the university is Virginia Polytechnic Institute and State University ... "Vah Tech", VPI, VPI&SU, VPI and SU and Va. Tech are also not recognized names and should not be used ... VT is acceptable as a shortened, agate form ... When referring to the school by its nickname, please use "Hokies" ... Your help in these matters is appreciated.

The Last Time That...

Tech scored 100 points and won: 105-92, vs. VMI, 11-18-13
 Tech scored 100 points and lost: 100-104 2OT vs. Maryland, 2-27-10
 Tech played in overtime: 73-68, OT, vs. NC State, 1-2-16
 Tech played in consecutive overtime games: 82-77 vs. UAB, 11-28-15 & 79-81 vs. Northwestern, 12-1-15
 Tech played 2 OT: 57-62, 2OT at Pittsburgh, 2-8-14
 Tech played 3 OT: 86-90 at WVU, 2-2-83
 Tech scored 100+ points: 105-92, vs. VMI, 11-18-13
 Tech scored 90-99 points: 93-91, vs. Wake Forest, 1-13-16
 Tech scored 80-89 points: 87-52, vs. Grambling State, 12-19-15
 Tech scored 70-79 points: 70-68, vs. Virginia, 1-4-16
 Tech scored 60-69 points: 63-88, vs. WVU, 12-30-15
 Tech scored 50-59 points: 58-82, at Duke, 1-9-16
 Tech scored 40-49 points: 49-59 vs. Miami (ACCT), 3-11-15
 Tech scored 30-39 points: 33-43 at East Carolina, 1966-67 season
 Tech scored 20-29 points: 27-40 at McGuire Gen., 1945-46 season
 Tech scored 10-19 points: 16-45 at Virginia, 1938-1939 season
 Tech scored less than 10 points: 7-31 at W&L, 1922-1923 season
 Tech allowed 100+ points: 100-104, 2OT vs. Maryland, 2-27-10
 Tech allowed 90-99 points: 93-91, vs. Wake Forest, 1-13-16
 Tech allowed 80-89 points: 58-82, at Duke, 1-9-16
 Tech allowed 70-79 points: 82-77, OT, vs. UAB, 11-28-15
 Tech allowed 60-69 points: 70-68, vs. Virginia, 1-4-16
 Tech allowed 50-59 points: 87-52, vs. Grambling State, 12-19-15
 Tech allowed 40-49 points: 80-45, vs. UAPB, 12-5-15
 Tech allowed 30-39 points: 99-34, vs. Mount St. Mary's, 1-2-11
 Tech allowed 20-29 points: 31-25 vs. Richmond, 2-1-46
 Tech allowed 10-19 points: 60-19 vs. Lynchburg College, 1-9-46
 Tech allowed less than 10 points: 28-9 vs. Hampden-Sydney, 1-17-23
 Largest margin of victory: 83 points vs. Randolph Macon Academy, 87-4, 1-10-1911
 Largest margin of victory in an ACC game: 29 points vs. Wake Forest, 94-65, 1-15-11
 Two Tech players recorded double-doubles in a game: Zach LeDay (19 pts./10 rebs.) & Kerry Blackshear Jr. (11 pts./10 rebs.) vs. Lamar, 12-13-15
 Two Tech players recorded double-doubles in consecutive games: vs. UNC, ACC Tournament, 3-13-09 and vs. Duquesne, NIT, 3-18-09

On This Date

Virginia Tech is 16-15 all-time in games played on Jan. 16 ... Tech lost its last game on this date, 63-58 at No. 25 Florida State in 2010 ... Tech is 8-7 in road games on this date ... Tech and Georgia Tech have never met on Jan. 16 and Tech is 1-1 in ACC games on this date ... Tech is 451-426 all-time on Saturdays and 5-2 in Saturday games this season (1-1 in ACC play).

Coming Next Year

Virginia Tech signed Khadim Sy to a National Letter of Intent to play basketball for the Hokies beginning in the fall of 2016 ... Khadim Sy (pronounced hah-DEEM SEE), a 6-10, 245 lbs. post player from Dakar, Senegal, is currently a senior at Oak Hill Academy in Mouth of Wilson, Virginia, where he is averaging 11.0 points, 7.5 rebounds and 3.0 blocked shots per game after two games this season.

VT vs. The Conferences

ACC REGULAR SEASON	3-1
Atlantic 10 (St. Joseph's).....	0-1
Big 12 (Iowa State, West Virginia).....	0-2
Big South (Radford)	1-0
Big Ten (Northwestern)	0-1
Conference USA (UAB).....	1-0
MEAC (NC A&T)	1-0
Ohio Valley (Jacksonville State)	1-0
SWAC (Alabama State, Grambling, UAPB)	2-1
Southern (VMI)	1-0
Southland (Lamar)	1-0
Total	11-6

What's Next?

The Hokies conclude this two-game road swing in South Bend on Wednesday against Notre Dame ... Game time is 7 p.m. and the game is on regional sports networks.

Compare & Contrast

VT	GT
76.8	Points
71.0	Points Allowed.....
44.9%	FG%
41.8%	FG% Defense
34.0%	3FG%
33.8%	3FG% Defense.....
66.4%	FT%
38.0	Rebounds
+1.9	Rebound Margin.....
12.4	Assists
12.8	Turnovers.....
5.5	Steals.....
3.8	Blocks



The Last Time That...

- Tech player had five or more steals: Manny Atkins (5) vs. Mount St. Mary's, 1-2-11
- Tech player had 10 or more assists in a game: Devin Wilson (11) vs. Duke, 2-25-15
- Tech player had 20 or more rebounds in a game: Jeff Allen (21) vs. Longwood, 12-14-08
- Two Tech players had double figures in rebounds: Kerry Blackshear Jr. (10 rebs.) & Zach LeDay (10 rebs.) vs. Lamar, 12-13-15
- Two Tech players had five or more assists: Devin Wilson (5) & Adam Smith (5) vs. Michigan State, 11-22-13
- Two Tech players scored 20 or more points: Justin Bibbs (32 points) and Zach LeDay (20 points) vs. Wake Forest, 1-13-16
- Same two Tech players scored 20 or more points in consecutive games: Erick Green & Jarell Eddie 11-19-12 & 11-23-12
- Tech freshman scored 20 or more points in a game: 32, Jalen Hudson, vs. Wake Forest, 3-10-15
- Two Tech freshmen scored in double figures in a game: Chris Clarke (11 pts.) & Kerry Blackshear Jr. (11 pts.) vs. Lamar, 12-13-15
- Three Tech freshmen scored in double figures in a game: Ahmed Hill (11 pts.), Jalen Hudson (23 pts.) & Justin Bibbs (10 pts.) vs. Duke, 2-25-15
- Tech player scored 30-39 points in a game: 32, Justin Bibbs vs. Wake Forest, 1-13-16
- Tech player scored 40-49 points in a game: 41, Dorenzo Hudson vs. Seton Hall, 1-2-10
- Tech player scored 50+ points in a game: 51, Bimbo Coles vs. Southern Miss., 2-6-88
- Tech defeated a ranked opponent on the road: 80-77 at No. 12/13 Clemson, 2-25-09
- Tech defeated a ranked opponent at home: 70-68, vs. No. 4/4 Virginia, 1-4-16
- Tech defeated a ranked opponent on a neutral court: 72-64, vs. No. 21 Virginia, 12-28-95, Roanoke Civic Center
- Tech player had consecutive double-doubles: Kerry Blackshear Jr., 12-13-15 & 12-19-15
- Tech freshman had consecutive double-doubles: Kerry Blackshear Jr., 12-13-15 & 12-19-15
- Tech player had seven consecutive double-doubles: Jeff Allen, 1-25-11, 1-30-11, 2-2-11, 2-5-11, 2-13-11, 2-15-11 & 2-19-11
- Tech held opponent without a double-figure scorer: 65-47 vs. Miami, ACC Tournament, 3-12-09
- No Tech player scored in double figures: 41-57 vs. Temple, 2-25-96
- Tech had six players score in double figures: vs. Lamar, 12-13-15
- Tech did not make a three-point field goal: at Providence, 2-1-03
- Tech's opponent did not make a three-point field goal: at NC State, 2-10-10
- Tech did not shoot a free throw in the first half: at Miami, 12-8-13
- Tech did not shoot a free throw in the second half: vs. Virginia, 12-5-10
- Tech allowed a triple-double: Iman Shumpert (22 pts., 12 rebs., 11 assists), at Georgia Tech, 1-25-11
- Tech held an opponent under 10 points in a half: 9 points, vs. Eastern Michigan, 12-22-11
- Tech held an opponent under 20 points in a half: 16 pts., vs. UAPB, 12-5-15
- Tech had double-figures in blocked shots: 13, 87-82, vs. West Virginia, 11-12-13
- Tech came back from a double-figure deficit to win: 16 pts. (32-16), NC State, 1-2-16
- Tech led by 20-or-more points at half time of a game: 28 pts., 51-23, vs. Lamar, 12-13-15
- Tech had a walk-on score in double figures: Christian Beyer, 13 pts., vs. Alabama A&M, 12-14-14

Outlaw Out

Junior wing **Tyrone Outlaw** will miss the 2015-16 season due to a medical issue ... Outlaw transferred to Virginia Tech this spring after one season at Lee College, a junior college in Texas.



Ty Outlaw

416 and Counting

Tech has now hit a three-point field goal in 416 consecutive games, the most in school history ... The Hokies have hit a three-pointer in every game since joining the ACC in the 2004-05 season ... Since the three-point arc was added for the 1986-87 season, the Hokies have hit at least one three in all but three games ... The last time Tech did not record a three-point field goal in a game was at Providence on Feb. 1, 2003.

Three So Far

With **Kerry Blackshear Jr.'s**, double-doubles in the wins over Lamar and Grambling, the Hokies now have three players to record double-doubles this season ... It marks the first time since the 2013-14 season that three different Hokies had double-doubles in a single season.

Commonwealth Notes

With the win over No. 4/4 Virginia, Virginia Tech is now 428-313 (.578) all-time against schools from Virginia ... Tech is 3-0 this season against Virginia schools ... The Hokies have played 14 schools from the state all-time ... The only state Division I school that Tech has not played is Hampton ... Tech holds winning records against 10 of the schools and even records against two others ... Tech has played Virginia, VMI and Radford from the Commonwealth this year.

2015-16 Starters

Robinson, Bibbs, Clarke, LeDay, Henry	4-2
Allen, Hudson, Bibbs, LeDay, Henry	3-1
Wilson, Bibbs, Clarke, LeDay, Hudson	2-0
Robinson, Allen, Galloway, Blackshear, Henry	1-0
Robinson, Bibbs, Clarke, LeDay, Hudson	1-0
Allen, Bibbs Hudson, LeDay, Henry	0-1
Wilson, Allen, Bibbs, Clark, LeDay	0-1
Wilson, Bibbs, Blackshear, LeDay, Hudson	0-1

2015-16 Roster



No.	Name	POS	HT	WT	CL	HOMETOWN	HS/OTHER
0	Shane Henry	F	6-8	210	Sr.	Decatur, Ga.	Newton/Georgia Perimeter College
4	Seth Allen	G	6-1	190	r-Jr.	Woodbridge, Va.	Fredericksburg Christian/Maryland
5	Justin Robinson	G	6-1	180	Fr.	Manassas, Va.	St. James School (Md.)
10	Justin Bibbs	G	6-5	200	So.	Dayton, Ohio	Montverde Academy (Fla.)
11	Devin Wilson	G	6-4	190	Jr.	McKees Rocks, Pa.	Montour
13	Ahmed Hill	G	6-5	205	So.	Augusta, Ga.	Aquinas
14	Greg Donlon	F	6-8	225	r-Jr.	Midlothian, Va.	Cosby
15	Chris Clarke	G/F	6-6	205	Fr.	Virginia Beach, Va.	Cape Henry Collegiate School
21	Satchel Pierce	F	7-0	245	So.	Barberton, Ohio	The Kiski School (Pa.)
22	Johnny Hamilton	C	7-0	230	Jr.	Trinidad & Tobago	Jacksonville College
23	Jalen Hudson	G	6-5	195	So.	Richmond, Va.	St. Vincent-St. Mary
24	Kerry Blackshear Jr.	F	6-10	240	Fr.	Orlando, Fla.	Maynard Evans
32	Zach LeDay	F	6-7	235	r-Jr.	Dallas, Texas	The Colony/South Florida
33	Matt Galloway	G	6-3	195	r-Jr.	Sterling, Va.	Potomac Falls/Hood College
42	Ty Outlaw	G/F	6-6	215	Jr.	Roxboro, N.C.	Person County/Lee College

Coaching Staff

Head Coach: Buzz Williams (Oklahoma City, 1994)

Assistant Coaches: Isaac Chew (Avila, 1998), Steve Roccaforte (Lamar, 1989), Jamie McNeilly (New Orleans, 2007)

Director of Men's Basketball Operations: Jeff Reynolds (UNCG, 1978)

Director of Player Personnel: Devin Johnson

Director of Student-Athlete Development: Lyle Wolf

Assistant to the Head Coach: Cara Jacobson

Director of Strength & Conditioning, Basketball Programs: David Jackson

Assistant Athletic Director for Sports Medicine: Ernest Eugene



Cassell Coliseum Castle
 Carilion Court.....cuh-RILL-yun
 Ahmed Hilluh-MED
 Steve Roccaforte.....ROCK- ah-fort

SHANE HENRY

SENIOR • FORWARD • 6-8 • 190
 DECATUR, GA. • GA. PERIMETER COLLEGE

#0



Opponent	Min	FG-A-%	3FG-A-%	FT-A-%	O-D-T	A	TO	Blk	Stl	Pts
ALABAMA STATE#	9*	0-2-.000	0-0-.000	1-2-.500	0-2-2	0	0	1	0	1
JACKSONVILLE STATE#	14*	3-4-.750	0-0-.000	0-2-.000	3-2-5	0	1	0	1	6
VMI	14*	1-2-.500	0-0-.000	0-0-.000	0-3-3	0	1	2	2	2
NORTH CAROLINA A&T	6*	0-0-.000	0-0-.000	1-4-.250	0-0-0	0	0	0	0	1
Iowa State^	8*	0-2-.000	0-0-.000	0-2-.000	0-2-2	0	1	0	0	0
UAB^	7*	0-2-.000	0-0-.000	0-0-.000	2-1-3	0	0	0	0	0
NORTHWESTERN%	4*	0-0-.000	0-0-.000	0-0-.000	0-2-2	0	0	0	0	0
ARKANSAS-PINE BLUFF at Radford	7	0-2-.000	0-0-.000	1-2-.500	3-1-4	0	2	0	0	1
LAMAR	3	0-0-.000	---	0-0-.000	0-2-2	0	1	0	0	0
GRAMBLING STATE	11*	0-0-.000	0-0-.000	0-0-.000	1-1-2	1	1	0	2	0
St. Joseph's	0+	0-1-.000	0-0-.000	0-0-.000	0-0-0	0	0	0	0	0
WEST VIRGINIA	16	4-4-1.000	0-0-.000	4-7-.571	1-3-4	0	1	0	0	12
NC STATE	17*	0-3-.000	0-0-.000	0-4-.000	0-4-4	0	0	2	0	0
VIRGINIA	9*	0-0-.000	0-0-.000	0-2-.000	0-4-4	2	1	0	0	0
at Duke	11*	3-5-.600	0-0-.000	0-0-.000	0-4-4	0	0	0	0	6
WAKE FOREST at Georgia Tech at Notre Dame	11*	2-2-1.000	0-0-.000	0-0-.000	0-3-3	0	0	0	0	4
NORTH CAROLINA LOUISVILLE at Pittsburgh at Syracuse										
CLEMSON at Virginia at Miami										
FLORIDA STATE at Boston College at Wake Forest										
PITTSBURGH MIAMI										

*- ACC games; #- Emerald Coast Classic (Blacksburg, Va.); ^- Emerald Coast Classic (Destin, Fla.); % - Big 10/ACC Challenge;

CAREER HIGHS

Points

Career 12 vs West Virginia (12/30/15)
 ACC 10 at UNC (1/18/15), vs GT (2/10/15)

Minutes Played

Career 24 VMI (12/22/14)
 ACC 20 at North Carolina (1/18/15)

Field Goals Made

Career 4, 4x, last vs West Virginia (12/30/15)
 ACC 4, 3x, last vs Georgia Tech (2/10/15)

Field Goal Attempts

Career 8 VMI (12/22/14)
 ACC 6 at Syracuse (2/3/15)

3-PT Field Goals Made

Career N/A
 ACC N/A

3-PT Field Goal Attempts

Career N/A
 ACC N/A

Free Throws Made

Career 4 vs West Virginia (12/30/15)
 ACC 2, 3x, vs Georgia Tech (2/10/15)

Free Throw Attempts

Career 7 vs West Virginia (12/30/15)
 ACC 4, 2x, last vs NC State (1/2/16)

Rebounds

Career 13 VMI (12/22/14)
 ACC 9 at North Carolina (1/18/15)

Assists

Career 2 vs Virginia (1/4/16)
 ACC 2 vs Virginia (1/4/16)

Blocks

Career 3, 3x, last VMI (12/22/14)
 ACC 2, 2x, last vs NC State (1/2/16)

Steals

Career 3 vs Florida State (2/7/15)
 ACC 3 vs Florida State (2/7/15)

2015-16: Started in all six contests through UAB ... Grabbed four boards and picked up one point from the free throw line in the opener against Alabama State ... Scored a season high six points shooting 3-4 from the field with five rebounds in 14 minutes against Jacksonville State ... Blocked two shots, grabbed two steals and snagged three defensive boards against VMI, adding two points ... Picked up a point from the charity stripe in win over North Carolina A&T ... Grabbed two defensive rebounds against Iowa State ... Cleaned three rebounds off the glass in a win over UAB ... Snagged two defensive rebounds against Northwestern ... Scored a point from the free throw line and grabbed three rebounds against Arkansas-Pine Bluff ... Grabbed two boards against Lamar ... Recorded two steals, an assist and two rebounds against Grambling State ... Drained a career-high 12 points on 4-for-4 from the field and picked up four points at the charity stripe against West Virginia ... Grabbed four rebounds and recorded two blocks against NC State ... Snagged four rebounds and dished out a career-high two assists against Virginia ... Scored six points, shooting 3-for-5 from the floor, and grabbed four rebounds against Duke ... Shot a perfect 2-for-2 from the floor for four points and three rebounds against Wake Forest.

2014-15: Has played in 31 games and logged 16 starts ... Brought down eight rebounds and blocked three shots in the opener against Maryland-Eastern Shore ... Made the first start of his career against Northern Iowa ... Blocked three shots and grabbed four rebounds against Morgan State ... Scored four points and grabbed three rebounds at Penn State ... Blocked a shot and grabbed two rebounds in nine minutes against Radford ... Had six boards and six points against Alabama A&M ... Scored six points and set a new career high with 13 boards against VMI ... Blocked two shots and grabbed five rebounds in 12 minutes against Presbyterian ... Missed just one shot en-route to a 10-point, nine-rebound performance at No. 15 North Carolina ... Scored nine points and grabbed eight rebounds in just seven minutes of action at Syracuse ... Played an efficient nine minutes against Florida State, not missing a shot en-route to a six-point, three-steal performance ... Didn't miss a field goal, putting up 10 points in 12 minutes against Georgia Tech ... Added four points, four rebounds and two blocks in the ACC Tournament win over Wake Forest.

Before Tech: Transferred to Tech after spending year playing at Georgia Perimeter College ... Earned Defensive Player of the Year honors, as well as First Team All-Conference and All-Freshman Team accolades ... Averaged 13.2 points, 12.5 rebounds and 4.7 blocks per game at Georgia Perimeter ... Lettered at Newton High School where he earned All-Region honors.

Personal: Shane Linden Henry ... Son of Henry Wynter and Kimberly Gethers-Wynter ... Has five siblings: Sandra, Shana, Trina, Tashauna and Makai ... Plans to major in psychology.

Year	GP	-GS	Min	-Avg.	FGM	-FGA	-Pct.	3FG	-FGA	-Pct.	FTM	-FTA	-Pct.	Off.	Def.	Reb	-Avg.	A	TO	Blk	Stl	TP	Avg.
2014-15	31	16	318	10.3	31	73	.425	0	0	.000	10	22	.455	26	58	84	2.7	3	21	28	8	72	2.3
2015-16	16	12	147	9.2	13	29	.448	0	0	.000	7	25	.280	10	34	44	2.8	2	8	6	3	33	2.1
TOTAL	47	28	465	9.9	44	102	.431	0	0	.000	17	47	.362	36	92	128	2.7	5	29	34	11	105	2.2

DEVIN WILSON

JUNIOR • GUARD • 6-4 • 190
MCKEES ROCKS, PA. • MONTOUR

#11



Opponent	Min	FG-A-%	3FG-A-%	FT-A-%	O-D-T	A	TO	Blk	Stl	Pts
ALABAMA STATE#			--- DNP ---							
JACKSONVILLE STATE#			--- DNP ---							
VMI			--- DNP ---							
NORTH CAROLINA A&T	23	0-0-.000	0-0-.000	2-4-.500	0-1-1	3	1	0	0	2
Iowa State^	20	1-1-1.000	0-0-.000	0-0-.000	0-2-2	2	0	0	0	2
UAB^	24	1-1-1.000	0-0-.000	5-6-.833	0-3-3	5	2	0	0	7
NORTHWESTERN%	31	1-3-.333	0-1-.000	2-2-1.000	0-1-1	5	1	0	1	4
ARKANSAS-PINE BLUFF	21	0-1-.000	0-0-.000	2-2-1.000	0-4-4	2	0	0	2	2
at Radford	27*	3-3-1.000	1-1-1.000	0-0-.000	0-3-3	5	2	0	1	7
LAMAR	26*	0-3-.000	0-1-.000	1-2-.500	0-1-1	3	0	0	1	1
GRAMBLING STATE	24	1-4-.250	0-0-.000	0-0-.000	0-0-0	4	1	0	2	2
St. Joseph's	26*	0-4-.000	0-3-.000	1-2-.500	1-3-4	3	2	0	0	1
WEST VIRGINIA	34*	2-2-1.000	0-0-.000	0-2-.000	0-0-0	1	4	0	1	4
NC STATE	19	0-2-.000	0-1-.000	1-2-.500	0-2-2	0	0	0	0	1
VIRGINIA	16	1-2-.500	0-1-.000	0-0-.000	0-2-2	2	0	0	1	2
at Duke	17	0-2-.000	0-0-.000	0-0-.000	0-2-2	1	0	0	0	0
WAKE FOREST	14	0-1-.000	0-0-.000	0-0-.000	0-0-0	0	0	0	3	0
at Georgia Tech										
at Notre Dame										
NORTH CAROLINA										
LOUISVILLE										
at Pittsburgh										
at Syracuse										
CLEMSON										
at Virginia										
at Miami										
FLORIDA STATE										
at Boston College										
at Wake Forest										
PITTSBURGH										
MIAMI										

CAREER HIGHS

Points

Career 26 vs Wake Forest (1/22/13)
ACC 26 vs Wake Forest (1/22/13)

Minutes Played

Career 46 at Pittsburgh (2/8/14)
ACC 46 at Pittsburgh (2/8/14)

Field Goals Made

Career 7 at Notre Dame (1/19/14)
ACC 7 at Notre Dame (1/19/14)

Field Goal Attempts

Career 13 vs North Carolina (3/1/14)
ACC 13 vs North Carolina (3/1/14)

3-PT Field Goals Made

Career 3 vs Wake Forest (1/22/14)
ACC 3 vs Wake Forest (1/22/14)

3-PT Field Goal Attempts

Career 6 vs North Carolina (3/1/14)
ACC 6 vs North Carolina (3/1/14)

Free Throws Made

Career 11 vs Wake Forest (1/22/14)
ACC 11 vs Wake Forest (1/22/14)

Free Throw Attempts

Career 14 vs Wake Forest (1/22/14)
ACC 14 vs Wake Forest (1/22/14)

Rebounds

Career 7 vs UNCG (12/28/13), vs MSU (11/30/14)
ACC 5 vs Pitt (1/27/15)

Assists

Career 11, 3x, last vs Duke (2/25/15)
ACC 11 vs Duke (2/25/15)

Blocks

Career 1, 6x, last vs Morgan State (11/30/14)
ACC 1, 3x, last vs North Carolina (3/1/14)

Steals

Career 3, 4x, last vs Wake Forest (1/13/16)
ACC 3, 4x, last vs Wake Forest (1/13/16)

*-ACC games; #-Emerald Coast Classic (Blacksburg, Va.); ^-Emerald Coast Classic (Destin, Fla.); %-Big 10/ACC Challenge;

2015-16: Made his first appearance of the season against North Carolina A&T, recording two points and one rebound, with three assists ... Scored two points in 20 minutes of action against Iowa State, adding two defensive rebounds ... Scored five points from the free throw line against UAB en route to seven total points, with a season-high five assists and three rebounds ... Scored four points and dished out five assists in a season-high 31 minutes against Northwestern ... Added two points to four rebounds and two assists and steals against Arkansas-Pine Bluff ... Went a perfect 3-for-3 from the floor en route to seven points and dished out five assists against Radford ... Scored a single point from the free throw line to go along with three assists and a rebound against Lamar ... Moved into the program's top 10 all-time assists list after dishing out four dimes against Grambling State ... Scored one point from the free throw line and grabbed four boards to go along with three assists against St. Joseph's ... Scored four points on a perfect 2-for-2 from the floor against West Virginia ... Grabbed two rebounds and scored one point from the free throw line against North Carolina State ... Scored two points, grabbed two boards and distributed two assists against Virginia ... Snagged two defensive rebounds and dished out one dime against Duke ... Dished out three dimes against Wake Forest.

2014-15: Played in all 33 games, starting 28 ... Had six assists and five points in the opener against Maryland-Eastern Shore ... Scored 13 points and added nine assists against Liberty ... Scored 10 points and added three assists and two steals against Appalachian State ... Had four assists against Northern Iowa ... Scored seven points against Miami (OH) ... Recorded the first double-double of his career with 10 points and 11 assists, also adding seven rebounds against Morgan State ... Had three steals at Penn State ... Scored 11 points and grabbed six rebounds against Radford ... Had 10 points and five rebounds against The Citadel ... Put up 16 points and added six assists against VMI ... Had eight points and five assists against Presbyterian ... Scored seven points at No. 17 West Virginia ... Had 13 points and eight assists against Syracuse ... Never turned the ball over, finishing with seven assists and six points ... Had five assists and four rebounds at No. 6 Louisville ... Scored 11 points against No. 8 Notre Dame ... Grabbed five rebounds and scored seven points against No. 2 Virginia ... Had seven assists, five rebounds and five points in the win over Pitt ... Didn't miss a shot at Wake Forest, finishing the game with 11 points and six assists ... Had five assists and three rebounds at Clemson ... Scored 11 points and grabbed four rebounds at NC State ... Notched the second double-double of his career with 10 points and 11 assists against No. 4 Duke ... Scored eight points and grabbed four rebounds at No. 2 Virginia ... Had five points and five assists against Boston College ... Had five assists and three steals in the Hokies' ACC Tournament win over Wake Forest ... Scored seven points and added four assists against Miami in the ACC Tournament.

High School: Won four letters under Coach Adam Kaufman at Montour High School ... Helped his team to the state championship twice, also bringing home a pair of district titles ... Earned First Team All-State honors ... Named Player of the Year by the Pittsburgh Post-Gazette and Tribune Review.

Personal: Devin Alexander Wilson ... Born October 17, 1994 in McKees Rocks, Pa. ... Son of Pierre and Romi Wilson ... Has one brother, Christian, who played football at North Carolina ... Plans to study political science.

Year	GP	-GS	Min	-Avg.	FGM	-FGA	-Pct.	3FGM	-FGA	-Pct.	FTM	-FTA	-Pct.	Off.	Def.	Reb	-Avg.	A	TO	Blk	Stl	TP	Avg.
2013-14	31	31	1081	34.9	75	201	.373	14	45	.311	122	185	.659	15	85	100	3.2	148	90	5	25	286	9.2
2014-15	33	28	990	30.0	63	140	.450	8	27	.296	79	112	.705	13	84	97	2.9	140	63	2	29	213	6.5
2015-16	14	4	322	23	10	29	.345	1	8	.125	14	22	.636	1	24	25	1.8	36	13	0	12	35	2.5
TOTAL	78	63	2393	30.7	148	370	.400	23	80	.288	215	319	.674	29	193	222	2.8	324	166	7	66	534	6.8

JUSTIN BIBBS

SOPHOMORE • GUARD • 6-5 • 220
DAYTON, OHIO • MONTVERDE ACADEMY (FLA.)

#10



CAREER HIGHS

Opponent	Min	FG-A-%	3FG-A-%	FT-A-%	O-D-T	A	TO	Blk	Stl	Pts
ALABAMA STATE#	32*	4-11-.364	1-3-.333	0-0-.000	0-2-2	1	1	0	1	9
JACKSONVILLE STATE#	33*	4-6-.667	3-4-.750	0-3-.000	0-7-7	1	1	0	0	11
VMI	31*	4-6-.667	2-3-.667	1-2-.500	0-1-1	3	0	0	0	11
NORTH CAROLINA A&T	25*	4-10-.400	2-2-1.000	2-3-.667	1-2-3	0	1	0	0	12
Iowa State^	22*	4-7-.571	2-5-.400	1-2-.500	0-0-0	0	2	0	1	11
UAB^	31*	3-5-.600	2-3-.667	0-0-.000	0-0-0	0	1	0	0	8
NORTHWESTERN%	41*	7-11-.636	3-5-.600	0-0-.000	1-1-2	1	1	0	0	17
ARKANSAS-PINE BLUFF	23*	4-4-1.000	4-4-1.000	1-2-.500	1-3-4	1	1	0	0	13
at Radford	34*	4-9-.444	1-2-.500	2-5-.400	0-2-2	1	0	0	0	11
LAMAR	25*	6-12-.500	5-9-.555	0-0-.000	0-4-4	1	0	0	0	17
GRAMBLING STATE	29*	10-14-.714	7-10-.700	4-4-1.000	1-1-2	0	0	0	1	31
St. Joseph's	35*	4-9-.444	0-2-.000	0-0-.000	0-0-0	1	0	0	0	8
WEST VIRGINIA	30*	1-4-.250	1-3-.333	2-2-1.000	0-3-3	2	4	0	0	5
NC STATE	30*	0-5-.000	0-3-.000	2-2-1.000	0-2-2	0	0	0	0	2
VIRGINIA	33*	6-10-.600	4-5-.800	0-0-.000	0-0-2	2	1	0	0	16
at Duke	31*	1-4-.250	0-2-.000	1-2-.500	0-4-4	1	0	0	0	3
WAKE FOREST	38*	12-18-.667	3-7-.429	5-5-1.000	1-1-2	2	1	0	3	32
at Georgia Tech										
at Notre Dame										
NORTH CAROLINA LOUISVILLE										
at Pittsburgh										
at Syracuse										
CLEMSON										
at Virginia										
at Miami										
FLORIDA STATE										
at Boston College										
at Wake Forest										
PITTSBURGH										
MIAMI										

*- ACC games; # - Emerald Coast Classic (Blacksburg, Va.); ^ - Emerald Coast Classic (Destin, Fla.); % - Big 10/ACC Challenge;

2015-16: Played in six games, making six starts thus far ... Scored 9 points in the season debut, adding two rebounds against Alabama State ... Had 11 points shooting 4-for-6 from the floor and 3-for-4 from three-point land while grabbing a season-high seven boards against Jacksonville State ... Scored 11 points and dished out a season high three assists against VMI ... Made it three straight games in double-figure scoring with 12 points on 4-for-10 from the floor and a perfect 2-for-2 from downtown against North Carolina A&T ... Added 11 points in 22 minutes on 4-for-7 from the floor ... Scored eight points, including two three-pointers, in the OT win over UAB ... Played a career-high 41 minutes against Northwestern, scoring a season high 17 points on 7-for-11 from the field ... Was a perfect 4-for-4 from the field for 13 points and four boards against Arkansas-Pine Bluff ... Scored 11 points for three consecutive games in double digits while grabbing two rebounds against Radford ... Scored 17 points and tied a career high with five from three point range against Lamar ... Had a career night against Grambling State, scoring 31 points including seven three-point field goals and a perfect 4-of-4 from the free throw line ... Scored eight points and dished out one assist against St. Joseph's ... Picked up two points from the free throw line, five total, and snagged three rebounds against West Virginia ... Scored two points from the free throw line in the final seconds against North Carolina State ... Shot 4-of-5 from three point range en route to 16 points against Virginia ... Scored three points and cleaned up four defensive rebounds against Duke ... Had a career night against Wake Forest, scoring 32 points shooting 67 percent from the floor with two rebounds, two assists and three steals.

2014-15: Played in 29 games, making 20 starts ... Scored 15 points in his collegiate debut against Maryland-Eastern Shore ... Had 10 points and two rebounds against Liberty ... Made it three straight games scoring in double figures with 10 points against Appalachian State ... Had eight points against Northern Iowa ... Went 5-for-6 from three en route to a 22-point outing against Miami (OH) ... Grabbed five rebounds and added eight points against Morgan State ... Had 16 points, five rebounds and two steals at Penn State ... Had 10 points and four rebounds against Radford ... Scored 11 points and added four assists against Alabama A&M ... Blocked the final shot of the game to seal the win and scored nine points against The Citadel ... Put up 20 points and grabbed four rebounds against VMI ... Had 13 points, six rebounds and four assists against Presbyterian ... Was named ACC Rookie of the Week (12/29) ... Notched the first double-double of his career with 22 points and 11 rebounds against Syracuse ... Continued to roll in ACC play, scoring 25 points at Florida State ... Came off the bench for the first time, scoring 15 points and grabbing four rebounds at No. 6 Louisville ... Missed the game at No. 15 North Carolina and against No. 8 Notre Dame, No. 2 Virginia and Pitt due to a concussion ... Returned to action at Wake Forest, scoring 10 points ... Led the Hokies with 19 points, adding six rebounds and four assists at Syracuse ... Returned to the starting lineup and scored eight points against Georgia Tech ... Scored 11 points at Miami ... Led the way with 19 points and added five rebounds at NC State ... Scored 10 points and added four rebounds off the bench against No. 4 Duke ... Scored 11 points against Miami ... Scored nine points in the Hokies' ACC Tournament win over Wake Forest.

High School: Won two letters at Chaminade Julienne before spending the final two years of his high school career at national powerhouse Montverde Academy ... Claimed back-to-back national championships at Montverde, helping his team to a 28-0 record as a senior ... Ranked as a top 40 shooting guard nationally by 247sports.com, Rivals.com and ESPN.

Personal: Justin Michael Bibbs ... Born Jan. 14, 1996 in Dayton, Ohio ... Son of Vincent and Gayle Bibbs ... Has a brother, Jonathan ... Uncle is NFL Hall of Famer Michael Haynes ... Plans to study art and graphic design.

Points

Career 32 vs Wake Forest (1/13/16)
ACC 32 vs Wake Forest (1/13/16)

Minutes Played

Career 41 vs Northwestern (12/1/15)
ACC 39 vs Syracuse (1/3/15)

Field Goals Made

Career 12 vs Wake Forest (1/13/16)
ACC 12 vs Wake Forest (1/13/16)

Field Goal Attempts

Career 18, 2x, last vs Wake Forest (1/13/16)
ACC 18, 2x, last vs Wake Forest (1/13/16)

3-PT Field Goals Made

Career 7 vs Grambling State (12/19/15)
ACC 4, 2x, last at FSU (1/6/15)

3-PT Field Goal Attempts

Career 10 vs Grambling State (12/19/15)
ACC 9 at Florida State (1/6/15)

Free Throws Made

Career 8 vs VMI (12/22/14)
ACC 5, 2x, last vs Wake Forest (1/13/16)

Free Throw Attempts

Career 10 vs VMI (12/22/14)
ACC 7 at Florida State (1/6/15)

Rebounds

Career 11 vs Syracuse (1/3/15)
ACC 11 vs Syracuse (1/3/15)

Assists

Career 4, 4x, last at Syracuse (2/3/15)
ACC 4 at Syracuse (2/3/15)

Blocks

Career 1 vs The Citadel (12/20/14)
ACC N/A

Steals

Career 3 vs Wake Forest (1/13/16)
ACC 3 vs Wake Forest (1/13/16)

Year	GP	-GS	Min	-Avg.	FGM	-FGA	-Pct.	3FG	-FGA	-Pct.	FTM	-FTA	-Pct.	Off.	Def.	Reb	-Avg.	A	TO	Blk	Stl	TP	Avg.
2014-15	29	20	863	29.8	119	279	.427	45	109	.413	49	75	.653	10	77	87	3.0	52	56	1	11	332	11.4
2015-16	17	16	523	30.8	78	145	.538	40	72	.556	21	32	.656	5	33	38	2.2	17	14	0	6	217	12.8
TOTAL	46	36	1386	30.1	197	424	.465	85	181	.470	70	107	.654	15	110	125	2.7	69	70	1	17	549	11.9

AHMED HILL

SOPHOMORE • GUARD • 6-5 • 195
AUGUSTA, GA. • AQUINAS

#13



Opponent	Min	FG-A-%	3FG-A-%	FT-A-%	O-D-T	A	TO	Blk	Stl	Pts
ALABAMA STATE#			--- DNP ---							
JACKSONVILLE STATE#			--- DNP ---							
VMI			--- DNP ---							
NORTH CAROLINA A&T			--- DNP ---							
Iowa State^			--- DNP ---							
UAB^			--- DNP ---							
NORTHWESTERN%			--- DNP ---							
ARKANSAS-PINE BLUFF			--- DNP ---							
at Radford			--- DNP ---							
LAMAR			--- DNP ---							
GRAMBLING STATE			--- DNP ---							
St. Joseph's			--- DNP ---							
WEST VIRGINIA			--- DNP ---							
NC STATE			--- DNP ---							
VIRGINIA			--- DNP ---							
at Duke			--- DNP ---							
WAKE FOREST			--- DNP ---							
at Georgia Tech										
at Notre Dame										
NORTH CAROLINA										
LOUISVILLE										
at Pittsburgh										
at Syracuse										
CLEMSON										
at Virginia										
at Miami										
FLORIDA STATE										
at Boston College										
at Wake Forest										
PITTSBURGH										
MIAMI										

CAREER HIGHS

Points

Career 19 vs Florida State (2/7/15)
ACC 19 vs Florida State (2/7/15)

Minutes Played

Career 43 vs Pitt (1/27/15)
ACC 43 vs Pitt (1/27/15)

Field Goals Made

Career 6 vs FSU (2/7/15), vs Miami (3/7/15)
ACC 6 vs FSU (2/7/15), vs Miami (3/7/15)

Field Goal Attempts

Career 14 vs Notre Dame (1/22/15)
ACC 14 vs Notre Dame (1/22/15)

3-PT Field Goals Made

Career 4 vs Florida State (2/7/15)
ACC 4 vs Florida State (2/7/15)

3-PT Field Goal Attempts

Career 7 vs Florida State (2/7/15)
ACC 7 vs Florida State (2/7/15)

Free Throws Made

Career 8 vs PC (12/27/14)
ACC 5 vs Pitt (1/27/15), vs Miami (3/7/15)

Free Throw Attempts

Career 11 vs PC (12/27/14)
ACC 7 vs Pitt (1/27/15)

Rebounds

Career 9 at Penn State (12/3/14)
ACC 8 vs Pitt (1/27/15)

Assists

Career 4 vs RU (12/7/14), vs ND (1/22/15)
ACC 4 vs Notre Dame (1/22/15)

Blocks

Career 1, 3x, last at Miami (2/18/15)
ACC 1 at UL (1/13/15), at Miami (2/18/15)

Steals

Career 3 at North Carolina (1/18/15)
ACC 3 at North Carolina (1/18/15)

*- ACC games; # - Emerald Coast Classic (Blacksburg, Va.); ^ - Emerald Coast Classic (Destin, Fla.); % - Big 10/ACC Challenge;

2014-15: Played in all 33 games, making 30 starts ... Scored 11 points and grabbed five rebounds in the opener against Maryland-Eastern Shore ... Scored nine points and added three rebounds against Appalachian State ... Had nine points in his first career start against Northern Iowa ... Had five points and four rebounds against Miami (OH) ... Scored 12 points and grabbed five rebounds against Morgan State ... Had nine boards and six points at Penn State ... Had four assists and four points against Radford ... Scored eight points and added three assists against Alabama A&M ... Had nine points and seven rebounds against The Citadel ... Had 10 points and six rebounds against VMI ... Scored 18 points and added six boards against Presbyterian ... Had eight points and three rebounds against Syracuse ... Scored 14 points and brought down seven rebounds at No. 6 Louisville ... Had seven points and three steals at No. 15 North Carolina ... Had 13 points, four assists and five rebounds against No. 8 Notre Dame ... Scored seven points against No. 2 Virginia ... Had 10 points and eight rebounds in the win over Pitt ... Scored 11 points, adding five rebounds and three assists at Wake Forest ... Helped lead Tech with 19 points, including four threes, against Florida State ... Scored seven points at Clemson and at NC State ... Had 11 points and three assists against No. 4 Duke ... Scored 10 points and grabbed four rebounds at No. 2 Virginia ... Had seven points, three assists and three rebounds against Boston College ... Was perfect from the free throw line en route to a 17-point performance against Miami ... Put up 12 points for the Hokies in their ACC Tournament win over Wake Forest ... Scored 10 points and added six rebounds against Miami in the ACC Tournament.

High School: Played three years at Aquinas High School after transferring following his freshman year ... Is the third-leading scorer in the state of Georgia, scoring 3,024 points through his high school career ... Helped his team to a 22-7 record and state semifinal appearance as a senior ... Was a three-time All-Area and two-time All-State honoree ... Helped his team claim conference and regional championships as a junior, averaging 30.0 ppg and 12.0 rpg ... Was a four-star recruit according to ESPN, 24-7 Sports and Rivals.com ... Played AAU for Southern Stampedede.

Personal: Ahmed Hill ... Born March 21, 1995 in Fort Valley, Georgia ... Son of Donna Hill ... Has two siblings, Braxton and Ducey ... Majoring in communications.

Year	GP	-GS	Min	-Avg.	FGM	-FGA	-Pct.	3FG	-FGA	-Pct.	FTM	-FTA	-Pct.	Off.	Def.	Reb	-Avg.	A	TO	Blk	Stl	TP	Avg.
2014-15	33	30	978	29.6	99	248	.399	32	83	.386	58	84	.690	35	87	122	3.7	51	51	4	15	288	8.7
TOTAL	33	30	978	29.6	99	248	.399	32	83	.386	58	84	.690	35	87	122	3.7	51	51	4	15	288	8.7

JALEN HUDSON

SOPHOMORE • GUARD • 6-5 • 195
RICHMOND, VA. • ST. VINCENT-ST.MARY (OHIO)

#23



Opponent	Min	FG-A-%	3FG-A-%	FT-A-%	O-D-T	A	TO	Blk	Stl	Pts
ALABAMA STATE#	15*	1-2-.500	0-0-.000	1-1-1.000	1-0-1	0	2	0	0	3
JACKSONVILLE STATE#	12	0-3-.000	0-1-.000	0-0-.000	0-0-0	1	1	0	0	0
VMI	5	0-0-.000	0-0-.000	0-0-.000	0-0-0	0	0	0	0	0
NORTH CAROLINA A&T	16	0-2-.000	0-2-.000	2-3-.667	0-0-0	1	1	0	0	2
Iowa State^	18	2-5-.400	0-1-.000	3-4-.750	0-3-3	1	0	0	1	7
UAB^	17	1-2-.500	1-1-1.000	0-0-.000	1-1-2	1	2	0	2	7
NORTHWESTERN%	25	3-6-.500	0-1-.000	2-4-.500	2-4-6	0	1	0	0	8
ARKANSAS-PINE BLUFF	25*	3-4-.750	2-2-1.000	7-11-.636	1-3-4	2	4	0	5	15
at Radford	23*	5-9-.555	0-0-.000	2-5-.400	0-2-2	2	1	1	3	12
LAMAR	24*	5-10-.500	2-5-.400	2-5-.400	1-0-1	0	2	0	0	14
GRAMBLING STATE	9	1-5-.200	1-2-.500	1-2-.500	0-0-0	0	3	0	0	4
St. Joseph's	22	3-9-.333	0-4-.000	1-1-1.000	1-2-3	0	1	1	1	7
WEST VIRGINIA	21*	2-5-.400	1-2-.500	4-6-.667	1-0-1	0	0	1	0	9
NC STATE	28*	10-21-.476	1-5-.200	2-3-.667	2-1-3	0	1	1	0	23
VIRGINIA	15*	0-2-.000	0-1-.000	2-2-1.000	0-0-0	0	1	0	1	2
at Duke	23*	2-9-.222	0-4-.000	4-7-.571	0-0-0	1	3	0	0	8
WAKE FOREST	16*	0-3-.000	0-1-.000	2-2-1.000	0-1-1	1	1	0	0	2
at Georgia Tech										
at Notre Dame										
NORTH CAROLINA										
LOUISVILLE										
at Pittsburgh										
at Syracuse										
CLEMSON										
at Virginia										
at Miami										
FLORIDA STATE										
at Boston College										
at Wake Forest										
PITTSBURGH										
MIAMI										

*- ACC games; # - Emerald Coast Classic (Blacksburg, Va.); ^- Emerald Coast Classic (Destin, Fla.); % - Big 10/ACC Challenge;

CAREER HIGHS

Points

Career 32 vs Wake Forest (3/10/15)
ACC 32 vs Wake Forest (3/10/15)

Minutes Played

Career 30 at SU (2/3/15), vs Duke (2/25/15)
ACC 30 at SU (2/3/15), vs Duke (2/25/15)

Field Goals Made

Career 10 vs Wake Forest (3/10/15)
ACC 10, 2x, last vs NC State (1/2/16)

Field Goal Attempts

Career 21 vs NC State (1/2/16)
ACC 21 vs NC State (1/2/16)

3-PT Field Goals Made

Career 3 vs Duke (2/25/15)
ACC 3 vs Duke (2/25/15)

3-PT Field Goal Attempts

Career 5, 4x, last vs NC State (1/2/16)
ACC 5, 3x, last vs NC State (1/2/16)

Free Throws Made

Career 10 vs Wake Forest (3/10/15)
ACC 10 vs Wake Forest (3/10/15)

Free Throw Attempts

Career 11 vs Arkansas-Pine Bluff (12/5/15)
ACC 10 vs Wake Forest (3/10/15)

Rebounds

Career 7 at Syracuse (2/3/15)
ACC 7 at Syracuse (2/3/15)

Assists

Career 4 at UNC (1/18/15), vs Miami (3/7/15)
ACC 4 at UNC (1/18/15), vs Miami (3/7/15)

Blocks

Career 2, 3x, last vs VMI (12/22/14)
ACC 1, 4x, last vs NC State (1/2/16)

Steals

Career 5 vs Arkansas-Pine Bluff (12/5/15)
ACC 2 at North Carolina (1/18/15)

2015-16: Scored three points in 15 minutes in the season opener against Alabama State ... picked up two points from the charity stripe with one assist against North Carolina A&T ... Scored seven points with three rebounds against Iowa State ... Added seven points with an assist and two steals against UAB ... Scored a season-high eight points and grabbed a best six boards against Northwestern ... Notched 15 points, including seven from the charity stripe, and 3-for-4 from the field, to go along with a career-high 5 steals, four boards and two dimes against Arkansas-Pine Bluff ... Drained 12 points to go along with three steals and two boards against Radford ... Scored in double digits for the third consecutive game with 14 points on 5-of-10 from the field against Lamar ... Scored four points against Grambling State ... Drained seven points from the floor and snagged three rebounds against Lamar ... Picked up four points from the line en route to nine points and a block against West Virginia ... Had a career night against NC State, scoring 23 points on 10-for-21 with three rebounds in the overtime win ... Recorded one steal and scored two points from the free throw line against Virginia ... Scored eight points with one assist against Duke ... Drained two points from the free throw line and distributed one assist against Wake Forest.

2014-15: Played in 32 games, making three starts ... Had four points and three rebounds in the opener against Maryland-Eastern Shore ... Scored seven points and blocked two shots against Liberty ... Had five points, four rebounds and three assists in 14 minutes against Appalachian State Had three points and three assists against Northern Iowa ... Scored three points and added three rebounds against Miami (OH) ... Scored six points at Penn State ... Had three steals and nine points against Radford ... Scored eight points and grabbed four rebounds against The Citadel ... Scored 12 points and blocked two shots in the win over VMI ... Put up 15 points against Presbyterian ... Did not play against Syracuse due to back pains ... Returned at Florida State and scored four points in limited action ... Had five points, two rebounds and two assists at No. 6 Louisville ... Had eight points and four assists at No. 15 North Carolina ... Scored 12 points in his first career start against No. 8 Notre Dame .. Scored four points and grabbed two rebounds in limited action at Wake Forest ... Impressed at Syracuse with 18 points, seven rebounds and three assists ... Added seven points and three rebounds for the Hokies against Florida State ... Scored six points in the win over Georgia Tech ... Scored six points at Clemson ... Scored nine straight first-half points en-route to a 23-point performance, adding six rebounds against No. 4 Duke ... Had four assists and nine points against Miami ... Went off for 32 points, going 10-for-10 from the free throw line, to help the Hokies pick up a first-round ACC Tournament win over Wake Forest.

High School: Won two letters at St. Vincent-St. Mary after transferring from Benedictine High School in Richmond prior to his junior year ... Averaged 18.0 ppg and 5.5 rpg in his senior season... Named to the Division II All-Ohio and Northeast Inland District first teams as a senior ... Helped lead his team to the D-II state finals as a junior, and semifinals as a senior ... Played AAU with Team Loaded (NC).

Personal: Born May 21, 1996 in Akron, Ohio ... Son of Jerry and Teresa Hudson ... Has two sisters, Chanel and Briana ... Sister Briana ran track at North Carolina ... Plans to study business.

Year	GP	-GS	Min	-Avg.	FGM	-FGA	-Pct.	3FGM	-FGA	-Pct.	FTM	-FTA	-Pct.	Off.	Def.	Reb	-Avg.	A	TO	Blk	Stl	TP	Avg.
2014-15	32	3	535	16.7	80	167	.479	15	53	.283	47	73	.644	23	40	63	2.0	37	51	10	17	222	6.9
2015-16	17	9	314	18.5	38	97	.392	8	32	.250	35	56	.625	10	17	27	1.6	10	24	4	13	119	7.0
TOTAL	49	12	849	17.3	118	264	.447	23	85	.271	82	129	.636	33	57	90	1.8	47	75	14	30	341	7.0

SATCHEL PIERCE

SOPHOMORE • FORWARD • 7-0 • 255
BARBERTON, OHIO • KISKI SCHOOL (PA.)

#21



CAREER HIGHS

Opponent	Min	FG-A-%	3FG-A-%	FT-A-%	O-D-T	A	TO	Blk	Stl	Pts
ALABAMA STATE#	5	2-3-.667	0-0-.000	1-1-1.000	1-2-3	0	1	2	0	5
JACKSONVILLE STATE#			--- DNP ---							
VMI	2	0-0-.000	0-0-.000	0-0-.000	0-0-0	0	2	0	0	0
NORTH CAROLINA A&T	5	0-0-.000	0-0-.000	0-0-.000	0-1-1	1	0	0	0	0
Iowa State^	3	0-1-.000	0-0-.000	0-0-.000	0-0-0	0	0	0	0	0
UAB^			--- DNP ---							
NORTHWESTERN%	19	2-2-1.000	0-0-.000	2-2-1.000	2-5-7	0	0	0	0	6
ARKANSAS-PINE BLUFF	11	1-1-1.000	0-0-.000	0-0-.000	1-1-2	0	0	1	0	2
at Radford			--- DNP ---							
LAMAR	2	1-1-1.000	0-0-.000	0-1-.000	1-0-1	0	1	0	0	2
GRAMBLING STATE			--- DNP ---							
St. Joseph's			--- DNP ---							
WEST VIRGINIA	13	2-3-.667	0-0-.000	0-0-.000	0-0-0	0	2	0	0	4
NC STATE	2	0-0-.000	0-0-.000	0-0-.000	0-0-0	0	0	0	0	0
VIRGINIA			--- DNP ---							
at Duke	3	0-0-.000	0-0-.000	0-0-.000	0-1-1	0	0	0	1	0
WAKE FOREST	15	2-4-.500	0-0-.000	2-2-1.000	4-0-4	1	0	0	1	6
at Georgia Tech										
at Notre Dame										
NORTH CAROLINA LOUISVILLE										
at Pittsburgh										
at Syracuse										
CLEMSON										
at Virginia										
at Miami										
FLORIDA STATE										
at Boston College										
at Wake Forest										
PITTSBURGH										
MIAMI										

*- ACC games; # - Emerald Coast Classic (Blacksburg, Va.); ^ - Emerald Coast Classic (Destin, Fla.); % - Big 10/ACC Challenge;

Points

Career 13 vs Miami (3/7/15)
ACC 13 vs Miami (3/7/15)

Minutes Played

Career 31 vs Duke (2/25/15)
ACC 31 vs Duke (2/25/15)

Field Goals Made

Career 5 at WVU (12/30/14), vs Miami (3/7/15)
ACC 5 vs Miami (3/7/15)

Field Goal Attempts

Career 8 vs Miami (3/7/15)
ACC 8 vs Miami (3/7/15)

3-PT Field Goals Made

Career N/A
ACC N/A

3-PT Field Goal Attempts

Career N/A
ACC N/A

Free Throws Made

Career 4 vs Miami (OH) (11/26/14)
ACC 3 vs Miami (3/7/15)

Free Throw Attempts

Career 4, 4x, last vs Miami (3/7/15)
ACC 4 vs Miami (3/7/15)

Rebounds

Career 7, 2x, last vs Northwestern (12/1/15)
ACC 7 vs Miami (3/7/15)

Assists

Career 3 at Louisville (1/13/15)
ACC 3 at Louisville (1/13/15)

Blocks

Career 2, 7x, last vs Alabama State (11/14/15)
ACC 2, 5x, last vs Miami (3/7/15)

Steals

Career 1, 7x, last vs Wake Forest (1/13/16)
ACC 1, 3x, last vs Wake Forest (1/13/16)

2015-16: Scored five points in as many minutes while grabbing three boards against Alabama State in the season opener ... Dished out one assist against North Carolina A&T ... Grabbed a career-high seven boards, including five off the defensive glass, to go along with six points on a perfect record from the field against Northwestern ... Scored two points with two boards in 11 minutes against Arkansas-Pine Bluff ... Scored two points in as many minutes against Lamar ... Contributed four points against West Virginia ... Saw two minutes of action against NC State ... Grabbed one rebound and recorded one steal against Duke ... Scored six straight points for the Hokies and grabbed four boards, with one steal, against Wake Forest.

2014-15: Played in 31 games, making seven starts ... Had four points and two blocks against Maryland-Eastern Shore ... Scored five points and grabbed three rebounds against Appalachian State ... Had four points against Northern Iowa ... Scored six points and added four rebounds against Miami (OH) ... Had four points against Alabama A&M ... Grabbed three rebounds and blocked a shot against The Citadel ... Scored six points and grabbed four rebounds against Presbyterian ... Put up 10 points and grabbed five rebounds at No. 17 West Virginia ... Had four points and four rebounds against Syracuse ... Scored five points and added three rebounds at Florida State ... Made his first career start at No. 6 Louisville, scoring six points and grabbing four rebounds ... Brought down six rebounds and scored four points against No. 8 Notre Dame ... Scored eight point and gave the Hokies great play on defense against No. 4 Duke ... Had five points and two rebounds against Boston College. ... Had a career day against Miami, scoring 13 points and grabbing seven rebounds.

High School: Won a letter in each of his two years at The Kiski School, where he helped lead Kiski to two state championship runner-up finishes ... Ranked as a three-star center ... Invited to NBAPA Top 100 Camp ... Played one year of AUU ball for Team Adidas PA ... Was selected to play basketball with World Vision Sports in China for 3 weeks in March 2014 ... Was a McDonald's All-American nominee.

Personal: Satchel Paige Pierce ... Born Nov. 16, 1994 in Barberton, Ohio ... Son of Eddie and Tina Pierce ... Has an older brother, Eddie ... Plans to study business.

Year	GP	-GS	Min	-Avg.	FGM	-FGA	-Pct.	3FG	-FGA	-Pct.	FTM	-FTA	-Pct.	Off.	Def.	Reb	-Avg.	A	TO	Blk	Stl	TP	Avg.
2014-15	31	7	428	13.8	39	81	.481	0	0	.000	21	33	.636	35	39	74	2.4	14	39	23	6	99	3.2
2015-16	11	0	80	7.3	10	15	.667	0	0	.000	5	6	.833	8	10	18	1.6	2	6	3	2	25	2.3
TOTAL	42	7	508	12.1	49	96	.510	0	0	.000	26	39	.667	43	49	92	2.2	16	45	26	8	124	3.0

GREG DONLON

R - JUNIOR • FORWARD • 6-8 • 230
MIDLOTHIAN, VA. • COSBY

#14



Opponent	Min	FG-A-%	3FG-A-%	FT-A-%	O-D-T	A	TO	Blk	Stl	Pts
ALABAMA STATE#			--- DNP ---							
JACKSONVILLE STATE#			--- DNP ---							
VMI			--- DNP ---							
NORTH CAROLINA A&T	2	2-2-1.000	0-0-.000	0-0-.000	0-0-0	0	1	0	0	4
Iowa State^			--- DNP ---							
UAB^			--- DNP ---							
NORTHWESTERN%			--- DNP ---							
ARKANSAS-PINE BLUFF	2	0-0-.000	0-0-.000	0-0-.000	0-2-2	0	0	0	0	0
at Radford			--- DNP ---							
LAMAR	1	0-1-.000	0-0-.000	0-0-.000	1-0-1	0	0	0	0	0
GRAMBLING STATE	1	1-1-1.000	0-0-.000	2-2-1.000	0-1-1	0	0	0	0	4
St. Joseph's			--- DNP ---							
WEST VIRGINIA			--- DNP ---							
NC STATE			--- DNP ---							
VIRGINIA			--- DNP ---							
at Duke			--- DNP ---							
WAKE FOREST			--- DNP ---							
at Georgia Tech										
at Notre Dame										
NORTH CAROLINA										
LOUISVILLE										
at Pittsburgh										
at Syracuse										
CLEMSON										
at Virginia										
at Miami										
FLORIDA STATE										
at Boston College										
at Wake Forest										
PITTSBURGH										
MIAMI										

*- ACC games; # - Emerald Coast Classic (Blacksburg, Va.); ^ - Emerald Coast Classic (Destin, Fla.); % - Big 10/ACC Challenge;

2015-16: Scored four points in two minutes of play, on a perfect 2-for-2 from the paint, against North Carolina A&T in his season debut ... Grabbed two boards off the defensive glass against Arkansas-Pine Bluff ... Snagged one rebound against Lamar ... Scored four points against Grambling State.

2014-15: Redshirted the 2014-15 season.

2013-14: Played in 11 games ... Took a shot against No. 1 Michigan State ... Scored his first career field goal and grabbed a rebound in the win over Radford ... Made a free throw against UMES ... Grabbed a rebound at Virginia ... Had one rebound against Maryland.

High School: Was a two-year letterwinner at Cosby High School ... Captained the team as a senior ... Helped his team to a district championship ... Was a member of the National Honor Society.

Personal: Gregory Thomas Donlon ... Son of Matt and Kim Donlon ... Born February 3, 1994 in Virginia ... Has a younger brother ... Is studying biology with the plan to become a sports medicine doctor..

CAREER HIGHS

Points

Career 13 vs Miami (3/7/15)
ACC 13 vs Miami (3/7/15)

Minutes Played

Career 31 vs Duke (2/25/15)
ACC 31 vs Duke (2/25/15)

Field Goals Made

Career 5 at WVU (12/30/14), vs Miami (3/7/15)
ACC 5 vs Miami (3/7/15)

Field Goal Attempts

Career 8 vs Miami (3/7/15)
ACC 8 vs Miami (3/7/15)

3-PT Field Goals Made

Career N/A
ACC N/A

3-PT Field Goal Attempts

Career N/A
ACC N/A

Free Throws Made

Career 4 vs Miami (OH) (11/26/14)
ACC 3 vs Miami (3/7/15)

Free Throw Attempts

Career 4, 4x, last vs Miami (3/7/15)
ACC 4 vs Miami (3/7/15)

Rebounds

Career 7 vs Miami (3/7/15)
ACC 7 vs Miami (3/7/15)

Assists

Career 3 at Louisville (1/13/15)
ACC 3 at Louisville (1/13/15)

Blocks

Career 2, 6x, last vs Miami (3/7/15)
ACC 2, 5x, last vs Miami (3/7/15)

Steals

Career 1, 6x, last at North Carolina (1/18/15)
ACC 1 at UL (1/13/15), at UNC (1/18/15)

Year	GP	-GS	Min	-Avg.	FGM	-FGA	-Pct.	3FGM	-FGA	-Pct.	FTM	-FTA	-Pct.	Off.	Def.	Reb	-Avg.	A	TO	Blk	Stl	TP	Avg.
2012-13	10	0	13	1.3	0	1	.000	0	0	.000	1	2	.500	0	1	1	0.1	0	0	0	0	1	0.1
2013-14	11	0	10	0.9	1	2	.500	0	0	.000	1	2	.500	0	3	3	0.3	0	0	1	0	3	0.3
2014-15																							
2015-16	4	0	6	1.5	3	4	.750	0	0	.000	2	2	1.000	1	3	4	1.0	0	1	0	0	8	2.0
TOTAL	24	0	34	1.4	4	7	.571	0	0	.000	4	6	.667	1	7	8	0.3	0	1	1	0	12	0.5

SETH ALLEN

R-JUNIOR • GUARD • 6-1 • 195

WOODBIDGE, VA. • FREDERICKSBURG CHRISTIAN/
MARYLAND

#4



CAREER HIGHS

Points

Career 25 vs Northwestern (12/1/15)
ACC 23 vs NC State (1/2/16)

Minutes Played

Career 39 vs NC State (1/2/16)
ACC 39 vs NC State (1/2/16)

Field Goals Made

Career 9 vs NC State (1/2/16)
ACC 9 vs NC State (1/2/16)

Field Goal Attempts

Career 19 vs NC State (1/2/16)
ACC 19 vs NC State (1/2/16)

3-PT Field Goals Made

Career 4 vs Northwestern (12/1/15)
ACC 3 vs NC State (1/2/16)

3-PT Field Goal Attempts

Career 9 vs UAB (11/28/15)
ACC 5, 2x, last vs Virginia (1/4/16)

Free Throws Made

Career 7, 3x, last vs Northwestern (12/1/15)
ACC 3 vs Virginia (1/4/16)

Free Throw Attempts

Career 9 vs Radford (12/9/15)
ACC 6 vs Virginia (1/4/16)

Rebounds

Career 7 vs Grambling State (12/19/15)
ACC 4 vs NC State (1/2/16)

Assists

Career 7 vs Lamar (12/13/15)
ACC 4 vs Wake Forest (1/13/16)

Blocks

Career 1, 3x, last vs NC State (1/2/16)
ACC 1, 2x, last at Duke (1/9/16)

Steals

Career 2 vs Northwestern (12/1/15)
ACC 1, 2x, last vs Virginia (1/4/16)

Opponent	Min	FG-A-%	3FG-A-%	FT-A-%	O-D-T	A	TO	Blk	Stl	Pts
ALABAMA STATE#	27*	2-9-.222	2-7-.286	7-8-.875	0-4-4	4	4	0	0	13
JACKSONVILLE STATE#	21	2-9-.222	0-4-.000	3-6-.500	0-3-3	1	5	0	0	7
VMI	25	5-11-.455	3-5-.600	4-7-.571	0-6-6	3	4	1	0	17
NORTH CAROLINA A&T	13	2-5-.4000	0-2-.000	3-5-.6000	0-2-2	2	1	0	0	7
Iowa State^	27	4-13-.308	0-5-.000	2-3-.667	0-1-1	2	1	0	1	10
UAB^	36	7-19-.368	2-9-.222	7-8-.875	0-4-4	1	3	0	0	23
NORTHWESTERN%	35	7-15-.467	4-8-.500	7-8-.875	0-4-4	2	3	0	2	25
ARKANSAS-PINE BLUFF	20	3-8-.375	0-3-.000	5-6-.833	0-1-1	1	4	1	1	11
at Radford	23	5-12-.417	1-5-.200	6-9-.667	0-2-2	2	1	0	0	17
LAMAR	25	4-10-.400	1-4-.250	1-1-1.000	1-3-4	7	1	1	0	10
GRAMBLING STATE	28*	5-14-.357	1-7-.143	2-4-.500	1-6-7	1	1	0	2	13
St. Joseph's	32*	7-16-.438	3-7-.429	1-2-.500	0-4-4	1	5	0	1	18
WEST VIRGINIA	18	2-3-.667	0-2-.000	4-4-1.000	0-2-2	1	4	0	1	10
NC STATE	39*	9-19-.474	3-5-.600	2-2-1.000	1-3-4	1	2	1	1	23
VIRGINIA	34*	4-11-.364	2-5-.400	3-6-.500	0-2-2	3	3	0	1	13
at Duke	30*	1-9-.111	0-2-.000	1-2-.500	0-3-3	2	5	1	0	3
WAKE FOREST	32*	2-7-.286	0-3-.000	2-3-.667	0-1-1	4	1	0	0	6
at Georgia Tech										
at Notre Dame										
NORTH CAROLINA LOUISVILLE										
at Pittsburgh										
at Syracuse										
CLEMSON										
at Virginia										
at Miami										
FLORIDA STATE										
at Boston College										
at Wake Forest										
PITTSBURGH										
MIAMI										

*- ACC games; # - Emerald Coast Classic (Blacksburg, Va.); ^ - Emerald Coast Classic (Destin, Fla.); % - Big 10/ACC Challenge;

2015-16: Made his first start as a Hokie in the season opener against Alabama State, scoring 13 points with four boards and four assists ... Scored seven points, including three from the charity stripe, with three rebounds against Jacksonville State ... Dropped a career high 17 points shooting 5-for-11 from the floor, 3-for-5 from downtown and 4-for-7 from the line with a season high six rebounds and three dishes against VMI ... Drained seven points with two assists and two rebounds against North Carolina A&T ... Scored in double-digits for the third time, draining 10 points to go along with one board, two assists and his first steal as a Hokie ... Went off for 23 points, his career's high, on 7-for-19 from the floor and a near-perfect 7-for-8 from the charity stripe with three rebounds ... Had a career night against Northwestern, scoring 25 points on 7-for-15, three from downtown, and grabbed four defensive boards to go along with two steals ... Drained 11 points, including 5-for-6 from the free throw line, to go along with one board, an assist, a block and a steal against Arkansas-Pine Bluff ... Scored 17 points in 23 minutes, including 6-for-9 from the charity stripe, and added two rebound and assists against Radford ... Dished out a career-high seven assists to go with 10 points and four boards against Lamar ... Grabbed a career-high seven boards, six on the defensive end, and scored 13 points against Grambling State ... Scored 18 points against St. Joseph's, including three from beyond the arc, and added four rebounds, one assist and one steal ... Drained 10 points for his 11th double-digit outing of the season against West Virginia ... Scored 23 points in 39 minutes with four rebounds, one assist, one steal and one block against North Carolina State ... Scored 13 points and dished out three assists against Virginia ... Blocked one shot, snagged three rebounds and scored three points against Duke ... Scored six points and dished out four assists against Wake Forest.

2014-15: Sat out per NCAA transfer rules

At Maryland: Played in 20 games as a sophomore for the Terps, making 15 starts ... Averaged 13.4 points and 3.0 assists in his second season after missing the first 12 games due to injury ... Tallied 36 steals as a freshman, also averaging 7.8 ppg ... Earned ACC Rookie of the Week honors (2/18/13) after scoring 16 points and sealing the upset of then-No. 2 Duke.

High School: Won a letter in each of his two years at Fredericksburg Christian ... Graded at 89 and a three-star prospect by ESPN.com ... Rated the 42nd best shooting guard by ESPN and the 7th best player in Virginia ... Averaged 20 points, five assists and four rebounds as a senior ... Led Fredericksburg Christian to a 31-2 record and a conference title as a junior ... Took just 42 high school games to score his 1,000th career point.

Personal: Born Oct. 20, 1994 in Fairfax, Virginia ... Son of Joe and Deborah Allen ... Is the youngest of four children: Starr (sister) and (brothers) Cameron and Brandon, who played basketball at Mount Olive College in North Carolina ... Father played running back at Arizona State University ... Plans to major in international studies.

Year	GP	-GS	Min	-Avg.	FGM	-FGA	-Pct.	3FG	-FGA	-Pct.	FTM	-FTA	-Pct.	Off.	Def.	Reb	-Avg.	A	TO	Blk	Stl	TP	Avg.
2015-16	17	7	465	27.4	72	193	.373	22	83	.265	60	84	.714	3	51	54	3.2	38	48	5	11	226	13.3
TOTAL	17	7	465	27.4	72	193	.373	22	83	.265	60	84	.714	3	51	54	3.2	38	48	5	11	226	13.3

ZACH LEDAY

R-JUNIOR • FORWARD • 6-7 • 235

DALLAS, TEXAS • THE COLONY/SOUTH FLORIDA

#32



Opponent	Min	FG-A-%	3FG-A-%	FT-A-%	O-D-T	A	TO	Blk	Stl	Pts
ALABAMA STATE#	35*	10-16-.625	0-0-.000	6-9-.667	7-8-15	2	0	1	0	26
JACKSONVILLE STATE#	33*	6-11-.545	1-1-1.000	2-4-.500	5-4-9	2	2	2	1	15
VMI	34*	3-11-.273	0-0-.000	7-7-1.000	3-7-10	0	2	1	0	13
NORTH CAROLINA A&T	26*	8-14-.571	0-3-.000	10-12-.833	4-8-12	2	0	2	2	26
Iowa State^	23*	8-14-.571	1-3-.333	2-4-.500	6-2-8	1	1	0	0	19
UAB^	29*	4-11-.364	0-1-.000	7-10-.700	5-5-10	2	2	1	0	15
NORTHWESTERN%	17*	0-4-.000	0-1-.000	2-2-1.000	0-1-1	0	1	1	0	2
ARKANSAS-PINE BLUFF	26*	2-8-.250	0-0-.000	9-10-.900	4-6-10	0	4	0	1	13
at Radford	27*	3-7-.429	0-0-.000	1-2-.500	3-6-9	3	1	1	1	7
LAMAR	29*	8-13-.615	0-2-.000	3-4-.750	4-6-10	0	3	2	1	19
GRAMBLING STATE	19	6-14-.429	0-0-.000	2-3-.667	6-3-9	2	1	2	1	14
St. Joseph's	35*	4-9-.444	0-0-.000	2-3-.667	4-7-11	1	4	4	2	10
WEST VIRGINIA	33*	2-7-.286	0-0-.000	7-10-.700	2-7-9	2	1	1	1	11
NC STATE	41*	2-6-.333	0-1-.000	5-6-.833	5-7-12	1	0	3	1	9
VIRGINIA	37*	8-15-.533	3-4-.750	3-4-.750	3-4-7	1	1	1	2	22
at Duke	36*	6-11-.545	0-1-.000	6-6-1.000	3-6-9	2	1	1	0	18
WAKE FOREST	27*	6-10-.600	4-4-1.000	4-5-.800	0-3-3	4	2	0	0	20
at Georgia Tech										
at Notre Dame										
NORTH CAROLINA										
LOUISVILLE										
at Pittsburgh										
at Syracuse										
CLEMSON										
at Virginia										
at Miami										
FLORIDA STATE										
at Boston College										
at Wake Forest										
PITTSBURGH										
MIAMI										

*-ACC games; #-Emerald Coast Classic (Blacksburg, Va.); ^-Emerald Coast Classic (Destin, Fla.); % -Big 10/ACC Challenge;

2015-16: Opened his Virginia Tech career with a double-double, 26 points/15 rebounds and two assists, in the season opener against Alabama State ... Scored 15 points with two assists, two blocks and nine boards against Jacksonville State ... Made is three straight games in double figure, scoring 13 points with 10 rebounds, including a perfect 7-for-7 from the line against VMI ... Recorded his third double-double in four games with 26 points and 12 rebounds, adding four dishes, two blocks and two steals against North Carolina A&T ... Scored 19 points on 8-for-14 from the floor while cleaning up six offensive boards, eight total against Iowa State ... Notched his fourth double-double as a Hokie with 15 points and 10 rebounds as well as two assists ... Went a perfect 2-for-2 from the free throw line and grabbed a defensive rebound against Northwestern ... Picked up his fifth double-double in eight games with 13 points and 10 rebounds, including 9-for-10 from the charity stripe ... Grabbed nine rebounds and scored seven points with a season-high three assists against Radford ... Scored 19 points to go along with 10 boards for his sixth double-double of the season against Lamar ... Narrowly missed another double-double against Grambling State, finishing with 19 points, 9 rebounds and two each of assists, blocks and steals ... Notched another double-double with 10 points and 11 assists, which recording a career-high four blocks against St. Joseph's ... Picked up 10 points, with seven coming at the charity stripe, and nine boards against West Virginia ... Scored nine points and grabbed 12 boards in an outing highlighted by three massive blocks against NC State ... Drained 22 points behind 3-of-4 from downtown with seven rebounds, one assist, one steal and two blocks against Virginia ... Scored a team-high 18 points and grabbed nine rebounds against Duke ... Drained 20 points, including 4-of-4 from three point range, and grabbed three rebounds and distributed three assists against Wake Forest.

2014-15: Sat out per NCAA transfer rules

At South Florida: Played in 63 games through two seasons at South Florida ... Saw action in 32 games as a sophomore, making 16 starts ... Averaged 4.1 points and 2.5 rebounds per game at USF.

High School: Averaged 20.6 points, 8.4 rebounds and 1.5 blocks per game for The Colony High School as a senior.

Personal: Zachary Vincent LeDay ... Born May 30, 1994 in Dallas, Texas ... Son of Christy LeDay ... Has two siblings, Seth and Chris ... Plans to major in psychology.

CAREER HIGHS

Points

Career 26, 2x, last vs North Carolina A&T (11/24/15)
ACC 22 vs Virginia (1/4/16)

Minutes Played

Career 41 vs NC State (1/2/16)
ACC 41 vs NC State (1/2/16)

Field Goals Made

Career 10 vs Alabama State (11/14/15)
ACC 8 vs Virginia (1/4/16)

Field Goal Attempts

Career 16 vs Alabama State (11/14/15)
ACC 15 vs Virginia (1/4/16)

3-PT Field Goals Made

Career 4 vs Wake Forest (1/13/16)
ACC 4 vs Wake Forest (1/13/16)

3-PT Field Goal Attempts

Career 4, 2x, last vs Wake Forest (1/13/16)
ACC 4, 2x, last Wake Forest (1/13/16)

Free Throws Made

Career 10 vs North Carolina A&T (11/24/15)
ACC 6 at Duke (1/9/16)

Free Throw Attempts

Career 12 vs North Carolina A&T (11/24/15)
ACC 6 vs NC State (1/2/16)

Rebounds

Career 15 vs Alabama State (11/14/15)
ACC 12 vs NC State (1/2/16)

Assists

Career 4 vs Wake Forest (1/13/16)
ACC 4 vs Wake Forest (1/13/16)

Blocks

Career 4 vs St. Joseph's (12/22/15)
ACC 3 vs NC State (1/2/16)

Steals

Career 2, 4x, last vs Virginia (1/4/16)
ACC 2 vs Virginia (1/4/16)

Year	GP	-GS	Min	-Avg.	FGM	-FGA	-Pct.	3FG	-FGA	-Pct.	FTM	-FTA	-Pct.	Off.	Def.	Reb	-Avg.	A	TO	Blk	Stl	TP	Avg.
2015-16	17	16	507	29.8	86	181	.475	9	21	.429	78	101	.772	64	90	154	9.1	25	26	23	13	259	15.2
TOTAL	17	16	507	29.8	86	181	.475	9	21	.429	78	101	.772	64	90	154	9.1	25	26	23	13	259	15.2

JOHNNY HAMILTON

JUNIOR • CENTER • 7-0 • 230

RIO CLARO, TRINIDAD & TOBAGO • ST. AUGUSTINE/
JACKSONVILLE COLLEGE

#22



CAREER HIGHS

Opponent	Min	FG-A-%	3FG-A-%	FT-A-%	O-D-T	A	TO	Blk	Stl	Pts
ALABAMA STATE#	2	0-1-.000	0-0-.000	0-0-.000	1-0-1	0	0	1	0	0
JACKSONVILLE STATE#	12	4-4-1.000	0-0-.000	0-1-.000	3-1-4	1	2	0	0	8
VMI	16	3-4-.750	0-0-.000	2-3-.667	6-5-11	1	1	3	0	8
NORTH CAROLINA A&T	14	2-4-.500	0-0-.000	2-5-.400	2-5-7	0	2	3	0	7
Iowa State^	15	2-2-1.000	0-0-.000	0-0-.000	2-2-4	0	0	3	0	4
UAB^	14	1-3-.333	0-0-.000	1-2-.500	1-1-2	0	0	2	0	3
NORTHWESTERN%	2	0-0-.000	0-0-.000	0-0-.000	0-0-0	0	0	0	0	0
ARKANSAS-PINE BLUFF			--- DNP ---							
at Radford			--- DNP ---							
LAMAR			--- DNP ---							
GRAMBLING STATE			--- DNP ---							
St. Joseph's	9	0-2-.000	0-0-.000	0-0-.000	0-0-0	1	0	2	0	0
WEST VIRGINIA	5	0-1-.000	0-0-.000	0-0-.000	0-0-0	0	0	0	0	0
NC STATE	5	0-0-.000	0-0-.000	0-0-.000	0-1-1	0	0	0	0	0
VIRGINIA			--- DNP ---							
at Duke	1	0-0-.000	0-0-.000	0-0-.000	0-0-0	0	0	0	0	0
WAKE FOREST			--- DNP ---							
at Georgia Tech										
at Notre Dame										
NORTH CAROLINA LOUISVILLE										
at Pittsburgh										
at Syracuse										
CLEMSON										
at Virginia										
at Miami										
FLORIDA STATE										
at Boston College										
at Wake Forest										
PITTSBURGH										
MIAMI										

*- ACC games; # - Emerald Coast Classic (Blacksburg, Va.); ^- Emerald Coast Classic (Destin, Fla.); % - Big 10/ACC Challenge;

2015-16: Grabbed one board in his Hokie debut in the season opener against Alabama State ... Scored a season-high eight points on a perfect 4-for-4 from the field with four rebounds and a dish against Jacksonville State ... Matched his season high in the next game, grabbing a career high 11 rebounds ... Scored seven points and snagged seven rebounds against North Carolina A&T ... Scored four points to go along with four boards against Iowa State ... Grabbed two rebounds and scored three points against UAB ... Distributed one assist and recorded two blocks in his return to the court against St. Joseph's ... Snagged one rebound in five minutes of action against NC State ... Saw one minute of action against Duke.

At Jacksonville College: Played at Jacksonville College, a junior college in Jacksonville, Texas ... Last season, as a sophomore at Jacksonville, he averaged 9.0 points and 8.9 rebounds per game and shot 61.7 percent from the field ... He also had 112 blocked shots for the Jaguars and was among the leaders nationally in blocked shots, averaging 4.3 blocked shots per game ... Had a career-best 18 points and 19 rebounds to go along with five blocked shots in a victory over Angelina College ... Jacksonville, which finished the season 19-12 overall, competes in the Texas Eastern Conference, one of the top junior college conferences in the nation.

Personal: Son of Princess and Tony Hamilton ... Has six siblings, Joshua, Jesse, Jason, Anthony, Liz and Tia ... Majoring in sociology.

Points

Career 8, 2x, last vs VMI (11/21/15)
ACC N/A

Minutes Played

Career 16 vs VMI (11/21/15)
ACC 5 vs NC State (1/2/16)

Field Goals Made

Career 4 vs Jacksonville State (11/18/15)
ACC N/A

Field Goal Attempts

Career 4, 3x, last vs North Carolina A&T (11/24/15)
ACC N/A

3-PT Field Goals Made

Career N/A
ACC N/A

3-PT Field Goal Attempts

Career N/A
ACC N/A

Free Throws Made

Career 2, 2x, last vs North Carolina A&T (11/24/15)
ACC N/A

Free Throw Attempts

Career 5 vs North Carolina A&T (11/24/15)
ACC N/A

Rebounds

Career 11 vs VMI (11/21/15)
ACC 1 vs NC State (1/2/16)

Assists

Career 1, 2x, last vs VMI (11/21/15)
ACC N/A

Blocks

Career 3, 3x, last vs Iowa State (11/27/15)
ACC N/A

Steals

Career N/A
ACC N/A

Year	GP	-GS	Min	-Avg.	FGM	-FGA	-Pct.	3FGM	-FGA	-Pct.	FTM	-FTA	-Pct.	Off. Def.	Reb	-Avg.	A	TO	Blk	Stl	TP	Avg.	
2015-16	11	0	95	8.6	12	21	.571	0	0	.000	5	11	.455	15	15	30	2.7	3	5	14	0	29	2.6
TOTAL	11	0	95	8.6	12	21	.571	0	0	.000	5	11	.455	15	15	30	2.7	3	5	14	0	29	2.6

TY OUTLAW

JUNIOR • GUARD/FORWARD • 6-6 • 215
ROXBORO, N.C. • PERSON COUNTY/LEE COLLEGE

#42



Opponent	Min	FG-A-%	3FG-A-%	FT-A-%	O-D-T	A	TO	Blk	Stl	Pts
ALABAMA STATE#			--- DNP ---							
JACKSONVILLE STATE#			--- DNP ---							
VMI			--- DNP ---							
NORTH CAROLINA A&T			--- DNP ---							
Iowa State^			--- DNP ---							
UAB^			--- DNP ---							
NORTHWESTERN%			--- DNP ---							
ARKANSAS-PINE BLUFF			--- DNP ---							
at Radford			--- DNP ---							
LAMAR			--- DNP ---							
GRAMBLING STATE			--- DNP ---							
St. Joseph's			--- DNP ---							
WEST VIRGINIA			--- DNP ---							
NC STATE			--- DNP ---							
VIRGINIA			--- DNP ---							
at Duke			--- DNP ---							
WAKE FOREST			--- DNP ---							
at Georgia Tech										
at Notre Dame										
NORTH CAROLINA										
LOUISVILLE										
at Pittsburgh										
at Syracuse										
CLEMSON										
at Virginia										
at Miami										
FLORIDA STATE										
at Boston College										
at Wake Forest										
PITTSBURGH										
MIAMI										

*- ACC games; # - Emerald Coast Classic (Blacksburg, Va.); ^ - Emerald Coast Classic (Destin, Fla.); % - Big 10/ACC Challenge;

Junior College/UNCG: Played at Lee College, a junior college in Baytown, Texas ... Averaged 21.8 points and 5.0 rebounds per game ... Was 12th in NJCAA in scoring ... All-conference selection ... Played his freshman year at UNC Greensboro ... Played in 30 games ... He averaged 5.4 points and 2.1 rebounds per game.

High School: Four-year letterwinner at Person County HS for coach Charles Dacus ... AP All-State as a senior and earned one of five spots on the All-USA North Carolina Boys All-State team ... MVP of the East-West All-Star Game ... AP All-State as a junior ... Two-time PAC-6 4A Player of the Year honoree ... Averaged 24.0 points, 12, 0 rebounds and 4.5 assists per game as a senior.

Personal: Son of Patricia Bumphus ... Has an older sister, Akira and a younger brother, Jamare ... Majoring in sociology.

CAREER HIGHS

Points

Career N/A
ACC N/A

Minutes Played

Career N/A
ACC N/A

Field Goals Made

Career N/A
ACC N/A

Field Goal Attempts

Career N/A
ACC N/A

3-PT Field Goals Made

Career N/A
ACC N/A

3-PT Field Goal Attempts

Career N/A
ACC N/A

Free Throws Made

Career N/A
ACC N/A

Free Throw Attempts

Career N/A
ACC N/A

Rebounds

Career N/A
ACC N/A

Assists

Career N/A
ACC N/A

Blocks

Career N/A
ACC N/A

Steals

Career N/A
ACC N/A

Year GP -GS Min -Avg. FGM -FGA -Pct. 3FG -FGA -Pct. FTM -FTA -Pct. Off. Def. Reb -Avg. A TO Blk Stl TP Avg.

KERRY BLACKSHEAR JR.

FRESHMAN • FORWARD • 6-10 • 240
ORLANDO, FLA. • MAYNARD EVANS

#24



Opponent	Min	FG-A-%	3FG-A-%	FT-A-%	O-D-T	A	TO	Blk	Stl	Pts
ALABAMA STATE#	25	3-6-.500	0-1-.000	1-5-.200	3-5-8	0	1	1	1	7
JACKSONVILLE STATE#	20	3-7-.429	0-3-.000	0-0-.000	2-6-8	1	0	0	0	6
VMI	15	0-2-.000	0-1-.000	0-0-.000	2-4-6	1	1	0	0	0
NORTH CAROLINA A&T	18	4-6-.667	0-0-.000	4-5-.800	0-2-2	1	2	1	1	12
Iowa State^	15	2-4-.500	0-1-.000	0-4-.000	1-1-2	0	2	0	0	4
UAB^	7	2-2-1.000	0-0-.000	0-0-.000	1-0-1	0	0	0	1	4
NORTHWESTERN%	18	3-7-.429	0-0-.000	0-0-.000	1-2-3	0	2	1	0	6
ARKANSAS-PINE BLUFF	8	0-1-.000	0-0-.000	0-0-.000	0-0-0	0	0	1	0	0
at Radford	32	6-9-.667	0-0-.000	1-3-.333	3-5-8	0	1	1	1	13
LAMAR	23	5-8-.625	0-0-.000	1-2-.500	4-6-10	1	0	1	1	11
GRAMBLING STATE	36*	5-10-.500	1-3-.333	0-0-.000	4-8-12	0	3	0	1	11
St. Joseph's	14	2-4-.500	0-0-.000	2-2-1.000	1-2-3	0	1	0	0	6
WEST VIRGINIA	3*	1-1-1.000	0-0-.000	0-0-.000	0-1-1	0	1	0	0	2
NC STATE	24	3-8-.375	1-2-.500	2-3-.667	5-3-8	0	1	0	0	9
VIRGINIA	32	4-6-.667	0-0-.000	2-3-.667	1-5-6	1	1	0	2	10
at Duke	24	6-12-.500	0-2-.000	0-0-.000	2-3-5	1	3	0	1	12
WAKE FOREST	31	1-2-.500	0-1-.000	4-6-.667	1-2-3	0	0	0	1	6
at Georgia Tech										
at Notre Dame										
NORTH CAROLINA LOUISVILLE										
at Pittsburgh										
at Syracuse										
CLEMSON										
at Virginia										
at Miami										
FLORIDA STATE										
at Boston College										
at Wake Forest										
PITTSBURGH										
MIAMI										

*- ACC games; # - Emerald Coast Classic (Blacksburg, Va.); ^- Emerald Coast Classic (Destin, Fla.); % - Big 10/ACC Challenge;

2015-16: Scored seven points in his Virginia Tech debut against Alabama State, adding eight rebounds ... Tied his career high with eight boards, scoring 6 points against Jacksonville State ... Grabbed six boards and dished out one assist against VMI ... Scored in double figures for the first time against North Carolina A&T, dropping 12 points on 4-for-6 from the floor with two rebounds ... Scored four points in 15 minutes with two rebounds against Iowa State ... Went a perfect 2-for-2 from the floor en route to four points against UAB ... Grabbed three rebounds to go along with six points and a block against Northwestern ... Recorded a block against Arkansas-Pine Bluff ... Had a career night against Radford, scoring 13 points on 6-for-9 from the field to go along with eight rebounds and a block and steal ... Drained 11 points on 5-of-8 from the floor and grabbed 10 boards for his first career double-double as a Hokie against Lamar ... Racked up back-to-back double-doubles with 11 points and 12 rebounds against Grambling State ... Scored six points and cleaned up three rebounds against St. Joseph's ... Scored two points as a starter against West Virginia ... Scored nine points and snagged eight rebounds in his ACC debut against NC State ... Racked up 10 points and six rebounds against Virginia ... Drained 12 points on 6-of-12 from the floor with five rebounds, an assist and a steal against Duke ... Scored six points, grabbed three rebounds and notched one steal against Wake Forest.

High School: Four-year letter winner at Evans High School in Orlando, Florida for coaches Chucky Atkins and Matt Turner ... Two-time all-state performer ... Class 8A Player of the Year as a senior ... AAU team won national championship ... Winner of several academic awards at Evans.

Personal: Son of Kerry and Lamila Blackshear ... Has two younger siblings, Kenan and Kayla ... Father played basketball at Stetson, where he was the Atlantic Sun Player of the Year as a junior and graduated as the school's all-time leading scorer ... His father played professionally overseas for 10 years ... His mother also played basketball at Stetson, where she was one of the Hatters' top players ... Plans to major in business.

CAREER HIGHS

Points

Career 13 vs Radford (12/9/15)
ACC 12 at Duke (1/9/16)

Minutes Played

Career 36 vs Grambling State (12/19/15)
ACC 32 vs Virginia (1/4/16)

Field Goals Made

Career 6 vs Radford (12/9/15)
ACC 6 at Duke (1/9/16)

Field Goal Attempts

Career 12 at Duke (1/9/16)
ACC 12 at Duke (1/9/16)

3-PT Field Goals Made

Career 1, 2s, last vs NC State (1/2/16)
ACC 1 vs NC State (1/2/16)

3-PT Field Goal Attempts

Career 3, 2x, last vs Grambling State (12/19/15)
ACC 2, 2x, last at Duke (1/9/16)

Free Throws Made

Career 4, 2x, last vs Wake Forest (1/13/16)
ACC 4, 2x, last vs Wake Forest (1/13/16)

Free Throw Attempts

Career 6 vs Wake Forest (1/13/16)
ACC 6 vs Wake Forest (1/13/16)

Rebounds

Career 12 vs Grambling State (12/19/15)
ACC 8 vs NC State (1/2/16)

Assists

Career 1, 5x, last at Duke (1/9/16)
ACC 1, 2x, last at Duke (1/9/16)

Blocks

Career 1, 6x, last vs Lamar (12/13/15)
ACC N/A

Steals

Career 2 vs Virginia (1/4/16)
ACC 2 vs Virginia (1/4/16)

Year	GP	-GS	Min	-Avg.	FGM	-FGA	-Pct.	3FGM	-FGA	-Pct.	FTM	-FTA	-Pct.	Off. Def. Reb.	-Avg.	A	TO	Blk	Stl	TP	Avg.		
2015-16	17	2	327	19.2	50	95	.526	2	14	.143	17	33	.515	31	55	86	5.1	6	19	6	10	119	7.0
TOTAL	17	2	327	19.2	50	95	.526	2	14	.143	17	33	.515	31	55	86	5.1	6	19	6	10	119	7.0

CHRIS CLARKE



#15

FRESHMAN • GUARD/FORWARD • 6-6 • 205
VIRGINIA BEACH, VA. • CAPE HENRY COLLEGIATE

Opponent	Min	FG-A-%	3FG-A-%	FT-A-%	O-D-T	A	TO	Blk	Stl	Pts
ALABAMA STATE#	22	3-4-.750	0-0-.000	4-7-.571	1-2-3	2	1	0	1	10
JACKSONVILLE STATE#	28*	4-11-.364	0-1-.000	4-5-.800	4-7-11	2	4	0	0	12
VMI	28*	3-5-.600	0-0-.000	8-12-.667	1-4-5	2	0	0	1	14
NORTH CAROLINA A&T	26*	5-7-.714	0-1-.000	4-5-.800	3-5-8	2	3	0	2	14
Iowa State^	31*	4-12-.333	0-0-.000	1-2-.500	2-4-6	2	2	0	0	9
UAB^	31*	3-7-.429	0-0-.000	4-6-.667	5-11-16	2	4	0	2	10
NORTHWESTERN%	25*	4-14-.286	0-0-.000	3-5-.600	7-6-13	0	2	0	1	11
ARKANSAS-PINE BLUFF	22*	5-14-.357	0-0-.000	4-5-.800	3-3-6	2	0	0	1	14
at Radford	22*	2-4-.500	0-0-.000	0-0-.000	0-3-3	1	1	0	3	4
LAMAR	24*	3-5-.600	0-1-.000	5-8-.625	3-3-6	4	2	0	1	11
GRAMBLING STATE			--- DNP ---							
St. Joseph's	16*	3-5-.600	0-0-.000	1-1-1.000	0-4-4	1	1	1	0	7
WEST VIRGINIA			--- DNP ---							
NC STATE			--- DNP ---							
VIRGINIA			--- DNP ---							
at Duke			--- DNP ---							
WAKE FOREST			--- DNP ---							
at Georgia Tech										
at Notre Dame										
NORTH CAROLINA										
LOUISVILLE										
at Pittsburgh										
at Syracuse										
CLEMSON										
at Virginia										
at Miami										
FLORIDA STATE										
at Boston College										
at Wake Forest										
PITTSBURGH										
MIAMI										

*- ACC games; # - Emerald Coast Classic (Blacksburg, Va.); ^- Emerald Coast Classic (Destin, Fla.); % - Big 10/ACC Challenge;

CAREER HIGHS

Points

Career 14, 3x, last vs Arkansas-Pine Bluff (12/5/15)
ACC N/A

Minutes Played

Career 31, 2x, last vs UAB (11/28/15)
ACC N/A

Field Goals Made

Career 5, 2x, last vs Arkansas-Pine Bluff (12/5/15)
ACC N/A

Field Goal Attempts

Career 14, 2x, last vs Arkansas-Pine Bluff (12/5/15)
ACC N/A

3-PT Field Goals Made

Career N/A
ACC N/A

3-PT Field Goal Attempts

Career 1, 3x, last vs Lamar (12/13/15)
ACC N/A

Free Throws Made

Career 8 vs VMI (11/21/15)
ACC N/A

Free Throw Attempts

Career 12 vs VMI (11/21/15)
ACC N/A

Rebounds

Career 16 vs UAB (11/28/15)
ACC N/A

Assists

Career 4 vs Lamar (12/13/15)
ACC N/A

Blocks

Career N/A
ACC N/A

Steals

Career 3 vs Radford (12/9/15)
ACC N/A

2015-16: Made his Hokie debut by scoring in double figures, 10 points with three rebounds and two assists, against Alabama State ... Picked up his first double-double against Jacksonville State, racking up 12 points with a career-high 11 boards and two assists ... Scored 14 points with five rebounds and two more assists against VMI ... Made is four straight games with double-digit scoring, dropping 14 points on a season-high five buckets from the field, and eight boards against North Carolina A&T ... Scored nine points and picked up six rebounds against Iowa State ... Notched another double-double behind 10 points and 16 boards, including 11 on the defensive glass, against UAB ... 11 points and 13 boards gave Clarke his third consecutive double-double against Northwestern ... Put up a career high 14 points with six rebounds and two assists against Arkansas-Pine Bluff ... Scored four points and grabbed three rebounds with a career high three steals against Radford ... Distributed a career-high four assists and scored 11 points with six rebounds against Lamar ... Cleaned four rebounds off the defensive glass and scored seven points against St. Joseph's ... Clarke is out indefinitely after surgery to repair a broken bone in his foot.

High School: Played five years at Cape Henry Collegiate School in Virginia Beach, where he was an honor roll student ... 2015 VISAA Division I Player of the Year ... Led Cape Henry to two state championships ... 2015 All-Tidewater Player of the Year by the Virginian-Pilot ... Averaged 15.8 points, nine rebounds and four steals as a senior ... Rated the No. 1 player in the state by ESPN and 247Sports ... Four-star recruit by most recruiting services and ranked 54th on the ESPN 100 list ... Ranked 68th nationally by Yahoo Sports.

Personal: Son of Curt and Angel Clarke ... Has an older brother, Brandon and two older sisters, Yvonne and Alicia ... Brother played arena football and at Upper Iowa and Bowie State ... Plans to major in communications.

Year	GP	-GS	Min	-Avg.	FGM	-FGA	-Pct.	3FGM	-FGA	-Pct.	FTM	-FTA	-Pct.	Off.	Def.	Reb	-Avg.	A	TO	Blk	Stl	TP	Avg.
2015-16	11	10	283	25.7	39	88	.443	0	3	.000	38	56	.679	29	52	81	7.4	20	20	1	12	116	10.5
TOTAL	11	10	283	25.7	39	88	.443	0	3	.000	38	56	.679	29	52	81	7.4	20	20	1	12	116	10.5

JUSTIN ROBINSON

FRESHMAN • GUARD • 6-1 • 180
MANASSAS, VA. • ST. JAMES SCHOOL (MD.)

#5



CAREER HIGHS

Opponent	Min	FG-A-%	3FG-A-%	FT-A-%	O-D-T	A	TO	Blk	Stl	Pts
ALABAMA STATE#	28	2-3-.667	0-1-.000	4-7-.571	1-1-2	4	1	0	1	8
JACKSONVILLE STATE#	27*	0-4-.000	0-2-.000	6-9-.667	1-3-4	3	1	0	1	6
VMI	30*	4-8-.500	1-3-.333	2-2-1.000	0-4-4	3	5	0	0	11
NORTH CAROLINA A&T	22*	0-3-.000	0-2-.000	4-4-1.000	0-1-1	5	3	0	1	4
Iowa State^	18*	4-6-.667	0-0-.000	3-4-.750	2-3-5	2	2	0	0	11
UAB^	21*	4-7-.571	1-2-.500	0-0-.000	0-0-0	1	3	0	0	9
NORTHWESTERN%	8*	0-4-.000	0-1-.000	0-0-.000	0-1-1	2	1	0	0	0
ARKANSAS-PINE BLUFF	24*	1-3-.333	0-0-.000	2-2-1.000	1-0-1	5	0	0	0	4
at Radford	12	0-3-.000	0-0-.000	3-4-.750	0-0-0	3	1	0	0	3
LAMAR	16	1-4-.250	1-2-.500	0-0-.000	0-3-3	2	3	0	1	3
GRAMBLING STATE	28*	4-8-.500	0-2-.000	0-1-.000	0-0-0	7	1	0	1	8
St. Joseph's	11	2-3-.667	1-1-1.000	0-0-.000	0-1-1	0	1	0	1	5
WEST VIRGINIA	27	1-5-.200	0-0-.000	4-8-.500	0-2-2	2	4	0	2	6
NC STATE	20	3-5-.600	0-1-.000	0-0-.000	1-2-3	1	0	0	0	6
VIRGINIA	24	1-5-.200	0-1-.000	3-5-.600	0-0-0	6	0	1	2	5
at Duke	24	2-4-.500	1-1-1.000	3-5-.600	0-2-2	3	2	0	0	8
WAKE FOREST	34	3-9-.333	1-2-.500	10-12-.833	0-4-4	2	1	1	0	17
at Georgia Tech										
at Notre Dame										
NORTH CAROLINA LOUISVILLE										
at Pittsburgh										
at Syracuse										
CLEMSON										
at Virginia										
at Miami										
FLORIDA STATE										
at Boston College										
at Wake Forest										
PITTSBURGH										
MIAMI										

*- ACC games; # - Emerald Coast Classic (Blacksburg, Va.); ^- Emerald Coast Classic (Destin, Fla.); % - Big 10/ACC Challenge;

2015-16: Scored eight points in season opener with two rebounds and four assists against Alabama State ... Made first start against Jacksonville State, scoring six points from the charity stripe and grabbing four boards, three assists ... Scored in double-digits for the first time as a Hokie, draining 11 points, including four from the floor, and three assists against VMI ... Dished out a season-high five assists to go with one rebound and four points against North Carolina A&T ... Scored in double figures for the second time against Iowa State, draining 11 points on 4-for-6 from the field and 3-for-4 from the charity stripe, as well as a career high five rebounds ... Added nine points from four made field goals against UAB ... Snagged one rebound and dished out two assists against Northwestern ... Dished out five assists and scored four points against Arkansas-Pine Bluff ... Scored three points from the free throw line and distributed three assists against Radford ... Scored three points and recorded one steal and three rebounds against Lamar ... Distributed a career-high seven assists to go with eight points against Grambling State ... Scored five points and recorded one steal against St. Joseph's ... Scored six points with two rebounds in 27 minutes of action against West Virginia ... Dished out one assist and scored six points, grabbing three rebounds, against NC State ... Distributed a team-high six assists and scored five points, recording his first block against Virginia ... Dished out three assists and scored eight points, with two rebounds against Duke ... Had a career night against Wake Forest, scoring 17 points, including 10 from the free throw line, to go along with four rebounds, two assists and a block.

High School: Three-year letter winner at Saint James School in Hagerstown, Maryland for coach Dan Prete ... Gatorade Player of the Year for Maryland as a senior ... Parade All-American ... First team all-conference and county Player of the Year ... Also lettered two years in baseball at Saint James, playing centerfield.

Personal: Son of Alyse and Verdell Robinson ... Has three older brothers, Denard, Leonard and Brandon.

Points

Career 17 vs Wake Forest (1/13/16)
ACC 17 vs Wake Forest (1/13/16)

Minutes Played

Career 34 vs Wake Forest (1/13/16)
ACC 34 vs Wake Forest (1/13/16)

Field Goals Made

Career 4, 3x, last vs UAB (11/28/15)
ACC 3, 2x, last vs Wake Forest (1/13/16)

Field Goal Attempts

Career 9 vs Wake Forest (1/13/16)
ACC 9 vs Wake Forest (1/13/16)

3-PT Field Goals Made

Career 1, 4x, last vs Wake Forest (1/13/16)
ACC 1, 2x, last vs Wake Forest (1/13/16)

3-PT Field Goal Attempts

Career 3 vs VMI (11/21/15)
ACC 2 vs Wake Forest (1/13/16)

Free Throws Made

Career 10 vs Wake Forest (1/13/16)
ACC 10 vs Wake Forest (1/13/16)

Free Throw Attempts

Career 12 vs Wake Forest (1/13/16)
ACC 12 vs Wake Forest (1/13/16)

Rebounds

Career 4, 3x, last vs Wake Forest (1/13/16)
ACC 4 vs Wake Forest (1/13/16)

Assists

Career 7 vs Grambling State (12/19/15)
ACC 6 vs Virginia (1/4/16)

Blocks

Career 1, 2x, last vs Wake Forest (1/13/16)
ACC 1, 2x, last vs Wake Forest (1/13/16)

Steals

Career 2, 2x, last vs Virginia (1/4/16)
ACC 2 vs Virginia (1/4/16)

Year	GP	-GS	Min	-Avg.	FGM	-FGA	-Pct.	3FG	-FGA	-Pct.	FTM	-FTA	-Pct.	Off.	Def.	Reb	-Avg.	A	TO	Blk	Stl	TP	Avg.
2015-16	17	8	374	22	32	84	.381	6	21	.286	44	63	.698	6	27	33	1.9	51	29	2	10	114	6.7
TOTAL	17	8	374	22	32	84	.381	6	21	.286	44	63	.698	6	27	33	1.9	51	29	2	10	114	6.7

MATT GALLOWAY

R-JUNIOR • GUARD • 6-3 • 195

STERLING, VA. • POTOMAC FALLS/HOOD COLLEGE

#33



Opponent	Min	FG-A-%	3FG-A-%	FT-A-%	O-D-T	A	TO	Blk	Stl	Pts
ALABAMA STATE#			--- DNP ---							
JACKSONVILLE STATE#			--- DNP ---							
VMI			--- DNP ---							
NORTH CAROLINA A&T	4	0-1-.000	0-1-.000	0-0-.000	0-0-0	0	0	0	0	0
Iowa State^			--- DNP ---							
UAB^			--- DNP ---							
NORTHWESTERN%			--- DNP ---							
ARKANSAS-PINE BLUFF	11	2-6-.333	1-5-.200	0-0-.000	1-0-1	0	2	0	1	5
at Radford			--- DNP ---							
LAMAR	2	0-1-.000	0-0-.000	0-0-.000	0-0-0	0	0	0	0	0
GRAMBLING STATE	15*	0-2-.000	0-2-.000	0-0-.000	1-0-1	1	0	0	0	0
St. Joseph's			--- DNP ---							
WEST VIRGINIA			--- DNP ---							
NC STATE			--- DNP ---							
VIRGINIA			--- DNP ---							
at Duke			--- DNP ---							
WAKE FOREST			--- DNP ---							
at Georgia Tech										
at Notre Dame										
NORTH CAROLINA										
LOUISVILLE										
at Pittsburgh										
at Syracuse										
CLEMSON										
at Virginia										
at Miami										
FLORIDA STATE										
at Boston College										
at Wake Forest										
PITTSBURGH										
MIAMI										

*- ACC games; # - Emerald Coast Classic (Blacksburg, Va.); ^ - Emerald Coast Classic (Destin, Fla.); % - Big 10/ACC Challenge;

2015-16: Made his first appearance of the season against North Carolina A&T ... Scored five points in 11 minutes against Arkansas-Pine Bluff, with one rebound and a steal ... Saw two minutes of action against Lamar ... Grabbed a rebound in his first start against Grambling State.

At Hood: Transferred to Virginia Tech from Hood College in Frederick, Maryland, where he played for two seasons ... Named to the MAC Honor Roll in 2014.

High School: Two-year letterwinner at Potomac falls High School ... All-district performer as a senior ... Team won VHSL AA championship in 2011 and was runner-up in 2012 ... Also ran track at Potomac Falls ... All-state in track in 2010 and 2011 and all-state in cross country in 2010 ... Member of the National Honor Society.

Personal: Son of Carolyn and Steve Galloway ... Has a younger brother, Christopher ... Father played football at Virginia Tech, lettering three years and leading the team in receptions in 1975 ... Brother runs track and field/cross country at George Mason ... Mother has competed in 13 marathons ... Majoring in history.

CAREER HIGHS

Points

Career 5 vs Arkansas-Pine Bluff (12/5/15)
ACC N/A

Minutes Played

Career 11 vs Arkansas-Pine Bluff (12/5/15)
ACC N/A

Field Goals Made

Career 2 vs Arkansas-Pine Bluff (12/5/15)
ACC N/A

Field Goal Attempts

Career 6 vs Arkansas-Pine Bluff (12/5/15)
ACC N/A

3-PT Field Goals Made

Career 1 vs Arkansas-Pine Bluff (12/5/15)
ACC N/A

3-PT Field Goal Attempts

Career 5 vs Arkansas-Pine Bluff (12/5/15)
ACC N/A

Free Throws Made

Career N/A
ACC N/A

Free Throw Attempts

Career N/A
ACC N/A

Rebounds

Career 1, 2x, last vs Grambling State (12/19/15)
ACC N/A

Assists

Career 1 vs Grambling State (12/19/15)
ACC N/A

Blocks

Career N/A
ACC N/A

Steals

Career 1 vs Arkansas-Pine Bluff (12/5/15)
ACC N/A

Year	GP	GS	Min	-Avg.	FGM	-FGA	-Pct.	3FGM	-FGA	-Pct.	FTM	-FTA	-Pct.	Off.	Def.	Reb	-Avg.	A	TO	Blk	Stl	TP	Avg.
2015-16	4	1	32	8	2	10	.200	1	8	.125	0	0	.000	2	0	2	0.5	1	2	0	1	5	1.3
TOTAL	4	1	32	8	2	10	.200	1	8	.125	0	0	.000	2	0	2	0.5	1	2	0	1	5	1.3

THE STAT CREW SYSTEM
Virginia Tech Combined Team Statistics (as of Jan 14, 2016)
All games

RECORD:	OVERALL	HOME	AWAY	NEUTRAL
ALL GAMES	11-6	9-3	1-1	1-2
CONFERENCE	3-1	3-0	0-1	0-0
NON-CONFERENCE	8-5	6-3	1-0	1-2

##	Player	gp-gs	min	avg	Total		3-Point		F-Throw		Rebounds					pf	dq	a	to	blk	stl	pts	avg
					fg-fga	fg%	3fg-fga	3fg%	ft-fga	ft%	off	def	tot	avg									
32	Zach LeDay	17-16	507	29.8	86-181	.475	9-21	.429	78-101	.772	64	90	154	9.1	50	0	25	26	23	13	259	15.2	
04	Seth Allen	17-7	465	27.4	72-193	.373	22-83	.265	60-84	.714	3	51	54	3.2	33	0	38	48	5	11	226	13.3	
10	Justin Bibbs	17-16	523	30.8	78-145	.538	40-72	.556	21-32	.656	5	33	38	2.2	23	0	17	14	0	6	217	12.8	
15	Chris Clarke	11-10	283	25.7	39-88	.443	0-3	.000	38-56	.679	29	52	81	7.4	23	0	20	20	1	12	116	10.5	
23	Jalen Hudson	17-9	314	18.5	38-97	.392	8-32	.250	35-56	.625	10	17	27	1.6	31	1	10	24	4	13	119	7.0	
24	Kerry Blackshear Jr.	17-2	327	19.2	50-95	.526	2-14	.143	17-33	.515	31	55	86	5.1	50	2	6	19	6	10	119	7.0	
05	Justin Robinson	17-8	374	22.0	32-84	.381	6-21	.286	44-63	.698	6	27	33	1.9	29	0	51	29	2	10	114	6.7	
22	Johnny Hamilton	11-0	95	8.6	12-21	.571	0-0	.000	5-11	.455	15	15	30	2.7	12	0	3	5	14	0	29	2.6	
11	Devin Wilson	14-4	322	23.0	10-29	.345	1-8	.125	14-22	.636	1	24	25	1.8	26	0	36	13	0	12	35	2.5	
21	Satchel Pierce	11-0	80	7.3	10-15	.667	0-0	.000	5-6	.833	8	10	18	1.6	14	0	2	6	3	2	25	2.3	
00	Shane Henry	16-12	147	9.2	13-29	.448	0-0	.000	7-25	.280	10	34	44	2.8	24	1	2	8	6	3	33	2.1	
14	Greg Donlon	4-0	6	1.5	3-4	.750	0-0	.000	2-2	1.000	1	3	4	1.0	0	0	0	1	0	0	8	2.0	
33	Matt Galloway	4-1	32	8.0	2-10	.200	1-8	.125	0-0	.000	2	0	2	0.5	1	0	1	2	0	1	5	1.3	
Team											29	21	50				3						
Total.....		17	3475		445-991	.449	89-262	.340	326-491	.664	214	432	646	38.0	316	4	211	218	64	93	1305	76.8	
Opponents.....		17	3475		436-1042	.418	132-390	.338	203-299	.679	203	411	614	36.1	403	-	218	243	84	93	1207	71.0	

TEAM STATISTICS	VT	OPP	Date	Opponent	Score	Att.	
SCORING	1305	1207	11/14/15	ALABAMA STATE	L	82-85	6519
Points per game	76.8	71.0	11/18/15	JACKSONVILLE STATE	W	71-62	4984
Scoring margin	+5.8	-	11/21/15	VMI	W	76-52	5644
FIELD GOALS-ATT	445-991	436-1042	11/24/15	NORTH CAROLINA A&T	W	90-60	4464
Field goal pct	.449	.418	11/27/15	vs Iowa State	L	77-99	2222
3 POINT FG-ATT	89-262	132-390	11/28/15	vs UAB	Wot	82-77	2222
3-point FG pct	.340	.338	12/01/15	NORTHWESTERN	Lot	79-81	4879
3-pt FG made per game	5.2	7.8	12/05/15	ARKANSAS-PINE BLUFF	W	80-45	4931
FREE THROWS-ATT	326-491	203-299	12-09-15	at Radford	W	74-65	4013
Free throw pct	.664	.679	12/13/15	LAMAR	W	88-53	4870
F-Throws made per game	19.2	11.9	12/19/15	GRAMBLING STATE	W	87-52	4649
REBOUNDS	646	614	12/22/15	vs Saint Joseph's	L	62-79	0
Rebounds per game	38.0	36.1	12/30/15	WEST VIRGINIA	L	63-88	9567
Rebounding margin	+1.9	-	* 01/02/16	NC STATE	Wot	73-68	4971
ASSISTS	211	218	* 01/04/16	VIRGINIA	W	70-68	6157
Assists per game	12.4	12.8	* 1/9/16	at Duke	L	58-82	9314
TURNOVERS	218	243	* 01/13/16	WAKE FOREST	W	93-91	4985
Turnovers per game	12.8	14.3					
Turnover margin	+1.5	-					
Assist/turnover ratio	1.0	0.9					
STEALS	93	93					
Steals per game	5.5	5.5					
BLOCKS	64	84					
Blocks per game	3.8	4.9					
ATTENDANCE	66620	17771					
Home games-Avg/Game	12-5552	2-6664					
Neutral site-Avg/Game	-	3-1481					

* - Conference game

Score by Periods	1st	2nd	OT	Totals
Virginia Tech	600	676	29	1305
Opponents	588	598	21	1207

THE STAT CREW SYSTEM
Virginia Tech Combined Team Statistics (as of Jan 14, 2016)
Conference games

RECORD:	OVERALL	HOME	AWAY	NEUTRAL
ALL GAMES	3-1	3-0	0-1	0-0
CONFERENCE	3-1	3-0	0-1	0-0
NON-CONFERENCE	0-0	0-0	0-0	0-0

##	Player	gp-gs	min	avg	Total		3-Point		F-Throw		Rebounds					pf	dq	a	to	blk	stl	pts	avg
					fg-fga	fg%	3fg-fga	3fg%	ft-fta	ft%	off	def	tot	avg									
32	Zach LeDay	4-4	141	35.2	22-42	.524	7-10	.700	18-21	.857	11	20	31	7.8	14	0	8	4	5	3	69	17.3	
10	Justin Bibbs	4-4	132	33.0	19-37	.514	7-17	.412	8-9	.889	1	7	8	2.0	6	0	5	2	0	3	53	13.3	
04	Seth Allen	4-4	135	33.8	16-46	.348	5-15	.333	8-13	.615	1	9	10	2.5	8	0	10	11	2	2	45	11.3	
24	Kerry Blackshear Jr.	4-0	93	23.3	14-28	.500	1-5	.200	8-12	.667	9	13	22	5.5	15	1	2	5	0	4	37	9.3	
05	Justin Robinson	4-0	102	25.5	9-23	.391	2-5	.400	16-22	.727	1	8	9	2.3	7	0	12	3	2	2	36	9.0	
23	Jalen Hudson	4-4	82	20.5	12-35	.343	1-11	.091	10-14	.714	2	2	4	1.0	13	1	2	6	1	1	35	8.8	
00	Shane Henry	4-4	48	12.0	5-10	.500	0-0	.000	0-6	.000	0	15	15	3.8	9	0	2	1	2	0	10	2.5	
21	Satchel Pierce	3-0	20	6.7	2-4	.500	0-0	.000	2-2	1.000	4	1	5	1.7	4	0	1	0	0	2	6	2.0	
11	Devin Wilson	4-0	66	16.5	1-7	.143	0-2	.000	1-2	.500	0	6	6	1.5	8	0	3	0	0	4	3	0.8	
22	Johnny Hamilton	2-0	6	3.0	0-0	.000	0-0	.000	0-0	.000	0	1	1	0.5	0	0	0	0	0	0	0	0.0	
Team											7	0	7					1					
Total.....		4	825		100-232	.431	23-65	.354	71-101	.703	36	82	118	29.5	84	2	45	33	12	21	294	73.5	
Opponents.....		4	825		105-227	.463	36-91	.396	63-92	.685	49	108	157	39.2	84	-	55	55	26	14	309	77.2	

TEAM STATISTICS	VT	OPP	Date	Opponent	Score	Att.
SCORING	294	309	* 01/02/16	NC STATE	Wot 73-68	4971
Points per game	73.5	77.2	* 01/04/16	VIRGINIA	W 70-68	6157
Scoring margin	-3.7	-	* 1/9/16	at Duke	L 58-82	9314
FIELD GOALS-ATT	100-232	105-227	* 01/13/16	WAKE FOREST	W 93-91	4985
Field goal pct	.431	.463	* - Conference game			
3 POINT FG-ATT	23-65	36-91				
3-point FG pct	.354	.396				
3-pt FG made per game	5.8	9.0				
FREE THROWS-ATT	71-101	63-92				
Free throw pct	.703	.685				
F-Throws made per game	17.8	15.8				
REBOUNDS	118	157				
Rebounds per game	29.5	39.2				
Rebounding margin	-9.7	-				
ASSISTS	45	55				
Assists per game	11.3	13.8				
TURNOVERS	33	55				
Turnovers per game	8.3	13.8				
Turnover margin	+5.5	-				
Assist/turnover ratio	1.4	1.0				
STEALS	21	14				
Steals per game	5.3	3.5				
BLOCKS	12	26				
Blocks per game	3.0	6.5				
ATTENDANCE	16113	9314				
Home games-Avg/Game	3-5371	1-9314				
Neutral site-Avg/Game	-	0-0				

Score by Periods	1st	2nd	OT	Totals
Virginia Tech	118	164	12	294
Opponents	143	159	7	309

THE STAT CREW SYSTEM
Virginia Tech Team Game-by-Game Comparison (as of Jan 14, 2016)
All games

Opponent	1st	2nd	Score	Mar	Total FG	FG Pct	3-Pointers	3FG Pct	Free Throws	FT Pct	Rebounds	Assist	T/Over	Block	Steal	Fouls
ALABAMA STATE	42/37	40/48	82-85	(3)	27-57/30-71	.474/.423	3-12/9-28	.250/.321	25-40/16-21	.625/.762	41/36 +5	13/12	11/8	6/4	4/4	19/29
JACKSONVILLE STATE	38/33	33/29	71-62	+9	26-59/24-64	.441/.375	4-16/8-29	.250/.276	15-30/6-8	.500/.750	54/29 +25	12/10	17/9	2/2	3/8	15/23
VMI	29/29	47/23	76-52	+24	23-49/19-74	.469/.257	6-12/9-33	.500/.273	24-33/5-6	.727/.833	49/37 +12	13/7	17/8	7/5	3/7	12/21
NORTH CAROLINA A&T	46/32	44/28	90-60	+30	27-54/24-66	.500/.364	2-13/6-21	.154/.286	34-50/6-10	.680/.600	41/33 +8	17/12	15/20	6/3	6/7	17/34
Iowa State	30/52	47/47	77-99	(22)	31-67/37-64	.463/.578	3-15/13-21	.200/.619	12-25/12-17	.480/.706	38/36 +2	10/20	11/10	3/9	3/6	18/22
UAB	35/38	36/33	82-77	+5	26-59/29-65	.441/.446	6-16/9-26	.375/.346	24-32/10-18	.750/.556	46/30 +16	12/16	17/12	3/7	5/5	21/22
NORTHWESTERN	36/45	37/28	79-81	(2)	27-66/32-67	.409/.478	7-17/10-26	.412/.385	18-23/7-11	.783/.636	42/36 +6	10/15	12/12	2/5	4/5	15/21
ARKANSAS-PINE BLUFF	37/16	43/29	80-45	+35	21-52/15-52	.404/.288	7-14/4-19	.500/.211	31-40/11-17	.775/.647	44/26 +18	13/10	17/21	3/3	11/9	17/30
Radford	41/27	33/38	74-65	+9	28-56/25-60	.500/.417	3-8/3-20	.375/.150	15-28/12-17	.536/.706	33/39 (6)	17/10	8/14	3/2	9/4	16/20
LAMAR	51/23	37/30	88-53	+35	33-68/18-54	.485/.333	9-24/7-20	.375/.350	13-23/10-15	.565/.667	46/36 +10	18/12	13/20	4/5	5/3	17/27
GRAMBLING STATE	35/32	52/20	87-52	+35	33-72/21-51	.458/.412	10-26/6-19	.385/.316	11-16/4-7	.688/.571	38/29 +9	15/8	10/24	3/5	8/2	11/23
Saint Joseph's	26/35	36/44	62-79	(17)	25-62/26-66	.403/.394	4-17/8-21	.235/.381	8-11/19-25	.727/.760	32/48 (16)	8/15	15/13	8/4	6/9	24/17
WEST VIRGINIA	36/46	27/42	63-88	(25)	18-38/31-61	.474/.508	2-7/4-16	.286/.250	25-39/22-35	.641/.629	24/42 (18)	8/16	22/17	2/4	5/10	30/30
NC STATE	24/34	37/27	73-68	+5	27-69/21-65	.391/.323	5-18/5-23	.278/.217	14-22/21-33	.636/.636	41/50 (9)	3/7	4/10	7/8	2/1	24/19
VIRGINIA	26/21	44/47	70-68	+2	24-51/24-49	.471/.490	9-17/9-20	.529/.450	13-22/11-14	.591/.786	22/34 (12)	17/15	8/16	2/6	9/5	18/22
Duke	23/50	35/32	58-82	(24)	21-56/27-57	.375/.474	1-12/9-24	.083/.375	15-22/19-27	.682/.704	33/42 (9)	11/16	15/13	2/8	2/4	24/18
WAKE FOREST	45/38	48/53	93-91	+2	28-56/33-56	.500/.589	8-18/13-24	.444/.542	29-35/12-18	.829/.667	22/31 (9)	14/17	6/16	1/4	8/4	18/25

Note: Game totals are displayed in the format TEAM/OPPONENT for each category

THE STAT CREW SYSTEM
Virginia Tech Points-Rebounds-Assists (as of Jan 14, 2016)
All games

Opponent	Date	Score		00	04	05	10	11	14	15
				HENRY,SHAN	ALLEN,SETH	ROBINSON,J	BIBBS,JUST	WILSON,DEV	DONLON,GRE	CLARKE,CHR
ALABAMA STATE	11/14/15	82-85	L	1-2-0	13-4-4	8-2-4	9-2-1	DNP	DNP	10-3-2
JACKSONVILLE STATE	11/18/15	71-62	w	6-5-0	7-3-1	6-4-3	11-7-1	DNP	DNP	12-11-2
VMI	11/21/15	76-52	w	2-3-0	17-6-3	11-4-3	11-1-3	DNP	DNP	14-5-2
NORTH CAROLINA A&T	11/24/15	90-60	w	1-0-0	7-2-2	4-1-5	12-3-0	2-1-3	4-0-0	14-8-2
vs Iowa State	11/27/15	77-99	L	0-2-0	10-1-2	11-5-2	11-0-0	2-2-2	DNP	9-6-2
vs UAB	11/28/15	82-77	w	0-3-0	23-4-1	9-0-1	8-0-0	7-3-5	DNP	10-16-2
NORTHWESTERN	12/01/15	79-81	L	0-2-0	25-4-2	0-1-2	17-2-1	4-1-5	DNP	11-13-0
ARKANSAS-PINE BLUFF	12/05/15	80-45	w	1-4-0	11-1-1	4-1-5	13-4-1	2-4-2	0-2-0	14-6-2
at Radford	12-09-15	74-65	w	DNP	17-2-2	3-0-3	11-2-1	7-3-5	DNP	4-3-1
LAMAR	12/13/15	88-53	w	0-2-0	10-4-7	3-3-2	17-4-1	1-1-3	0-1-0	11-6-4
GRAMBLING STATE	12/19/15	87-52	w	0-2-0	13-7-1	8-0-7	31-2-0	2-0-4	4-1-0	DNP
vs Saint Joseph's	12/22/15	62-79	L	0-0-0	18-4-1	5-1-0	8-0-1	1-4-3	DNP	7-4-1
WEST VIRGINIA	12/30/15	63-88	L	12-4-0	10-2-1	6-2-2	5-3-2	4-0-1	DNP	DNP
NC STATE	01/02/16	73-68	w	0-4-0	23-4-1	6-3-1	2-2-0	1-2-0	DNP	DNP
VIRGINIA	01/04/16	70-68	w	0-4-2	13-2-3	5-0-6	16-0-2	2-2-2	DNP	DNP
at Duke	1/9/16	58-82	L	6-4-0	3-3-2	8-2-3	3-4-1	0-2-1	DNP	DNP
WAKE FOREST	01/13/16	93-91	w	4-3-0	6-1-4	17-4-2	32-2-2	0-0-0	DNP	DNP

Opponent	Date	Score		21	22	23	24	32	33
				PIERCE,SAT	HAMILTON,J	HUDSON,JAL	,KERRY BLA	LEDAY,ZACH	GALLOWAY,M
ALABAMA STATE	11/14/15	82-85	L	5-2-0	0-1-0	3-1-0	7-8-0	26-15-2	DNP
JACKSONVILLE STATE	11/18/15	71-62	w	DNP	8-4-1	0-0-1	6-8-1	15-9-2	DNP
VMI	11/21/15	76-52	w	0-0-0	8-11-1	0-0-0	0-6-1	13-10-0	DNP
NORTH CAROLINA A&T	11/24/15	90-60	w	0-1-1	6-7-0	2-0-1	12-2-1	26-12-2	0-0-0
vs Iowa State	11/27/15	77-99	L	0-0-0	4-4-0	7-3-1	4-2-0	19-8-1	DNP
vs UAB	11/28/15	82-77	w	DNP	3-2-0	3-2-1	4-1-0	15-10-2	DNP
NORTHWESTERN	12/01/15	79-81	L	6-7-0	0-0-0	8-6-0	6-3-0	2-1-0	DNP
ARKANSAS-PINE BLUFF	12/05/15	80-45	w	2-2-0	DNP	15-4-2	0-0-0	13-10-0	5-1-0
at Radford	12-09-15	74-65	w	DNP	DNP	12-2-2	13-8-0	7-9-3	DNP
LAMAR	12/13/15	88-53	w	2-1-0	DNP	14-1-0	11-10-1	19-10-0	0-0-0
GRAMBLING STATE	12/19/15	87-52	w	DNP	DNP	4-0-0	11-12-0	14-9-2	0-1-1
vs Saint Joseph's	12/22/15	62-79	L	DNP	0-0-1	7-3-0	6-3-0	10-11-1	DNP
WEST VIRGINIA	12/30/15	63-88	L	4-0-0	0-0-0	9-1-0	2-1-0	11-9-2	DNP
NC STATE	01/02/16	73-68	w	0-0-0	0-1-0	23-3-0	9-8-0	9-12-1	DNP
VIRGINIA	01/04/16	70-68	w	DNP	DNP	2-0-0	10-6-1	22-7-1	DNP
at Duke	1/9/16	58-82	L	0-1-0	0-0-0	8-0-1	12-5-1	18-9-2	DNP
WAKE FOREST	01/13/16	93-91	w	6-4-1	DNP	2-1-1	6-3-0	20-3-4	DNP

2015-16 Box Scores



Official Basketball Box Score -- Game Totals -- Final Statistics
Alabama State vs Virginia Tech
November 14, 2015 7:00 PM Cassell Coliseum, Blacksburg, Va.



Official Basketball Box Score -- Game Totals -- Final Statistics
Jacksonville State vs Virginia Tech
November 18, 2015 7:00 PM Cassell Coliseum, Blacksburg, Va.



Alabama State 85 - 1-0

#	Player	Total		FT-FTA	Rebounds		PF	TP	A	TO	Blk	Stl	Min	
		FG-FGA	3-Pr FG-FGA		Off	Def								Tot
01	Chidozie Omile	f	3-7	1-2	0-0	2	1	3	4	7	0	0	0	17
52	Steve Rogers	g	4-11	1-4	0-0	4	1	5	3	9	0	0	0	28
45	Robert Ojeah	c	1-1	0-0	0-0	0	0	0	2	2	0	0	0	5
12	Jamel Waters	g	6-16	4-8	5-5	0	6	6	2	21	7	3	0	35
03	Torloft Thomas	g	2-8	1-6	8-10	0	3	3	4	13	2	3	0	34
02	Corvon Butler	g	5-7	0-1	0-0	2	3	5	4	10	0	0	0	17
05	Bobby Brown	g	6-14	2-6	0-0	2	3	5	1	14	0	2	1	28
20	Glenn Hollaway	g	2-2	0-0	2-2	2	3	5	5	6	1	0	3	20
25	Mikel Tyson	g	0-0	0-0	0-0	0	0	0	0	0	0	0	0	1
30	Terrance LeFlore	g	1-5	0-1	1-4	0	0	0	4	3	2	0	0	15
Team						3	1	4						
Totals			30-71	9-28	16-21	15	21	36	29	85	12	8	4	4

FG % 1st Half: 13-37 35.1% 2nd Half: 17-34 50.0% Game: 30-71 42.3% Deadball Rebounds 4.3
3FG % 1st Half: 5-18 27.8% 2nd Half: 4-10 40.0% Game: 9-28 32.1%
FT % 1st Half: 6-8 75.0% 2nd Half: 10-13 76.9% Game: 16-21 76.2%

Virginia Tech 82 - 0-1

#	Player	Total		FT-FTA	Rebounds		PF	TP	A	TO	Blk	Stl	Min	
		FG-FGA	3-Pr FG-FGA		Off	Def								Tot
23	Jalen Hudson	g	1-2	0-0	1-1	0	1	0	0	3	0	2	0	15
10	Justin Bibbs	g	4-11	1-3	0-0	0	2	2	2	9	1	1	0	32
00	Shane Henry	f	0-2	0-0	1-2	0	2	2	3	1	0	0	1	9
04	Seth Allen	g	2-9	2-7	7-8	0	4	4	4	13	4	4	0	27
32	Zach LeDay	f	10-16	0-0	6-9	7	8	15	2	26	2	0	1	35
05	Justin Robinson	f	2-3	0-1	4-7	1	1	2	1	8	4	1	0	28
15	Chris Clarke	f	3-4	0-0	4-7	1	2	3	3	10	2	1	0	22
21	Satchel Pierce	g	2-3	0-0	1-1	0	2	2	3	5	0	1	2	0
22	Johnny Hamilton	g	0-1	0-0	0-0	1	0	1	0	0	0	1	0	2
24	Kerry Blackshear Jr.	g	3-6	0-1	1-5	3	5	8	1	7	0	1	1	25
Team						0	1	1						
Totals			27-57	3-12	25-40	14	27	41	19	82	13	11	6	4

FG % 1st Half: 14-33 42.4% 2nd Half: 13-24 54.2% Game: 27-57 47.4% Deadball Rebounds 7
3FG % 1st Half: 2-7 28.6% 2nd Half: 1-5 20.0% Game: 3-12 25.0%
FT % 1st Half: 12-18 66.7% 2nd Half: 13-22 59.1% Game: 25-40 62.5%

Officials: Sean Hull, Matt Potter, Trey Styons
Technical fouls: Alabama State-None, Virginia Tech-None.
Attendance: 6,519

Score by periods	1st	2nd	Total
Alabama State	37	48	85
Virginia Tech	42	40	82

Points	In Paint	Off TO	2nd Chance	Fast Break	Bench
Alabama State	26	9	19	7	33
Virginia Tech	46	8	7	15	30

Last FG - ALST 2nd-01:00, VT 2nd-00:17
Largest lead - ALST by 8 2nd-04:22, VT by 11 1st-08:14
ALST led for 11:10, VT led for 26:07. Game was tied for 2:38.

Score tied - 5 times.
Lead changed - 2 times.

Jacksonville State 62 - 2-2

#	Player	Total		FT-FTA	Rebounds		PF	TP	A	TO	Blk	Stl	Min	
		FG-FGA	3-Pr FG-FGA		Off	Def								Tot
21	Malcom Drumwright	g	6-20	1-6	0-0	0	0	0	4	13	4	0	0	31
31	Christian Cunningham	f	0-2	0-0	0-0	1	1	2	2	0	0	0	1	8
15	Erik Durham	g	8-14	3-8	2-2	0	8	8	2	21	1	1	0	36
13	Jared Hamilton	f	4-9	0-2	0-0	2	1	3	2	8	3	1	0	34
02	Jaquell Townser	g	0-4	0-2	0-0	0	1	1	3	0	2	3	0	27
00	Dellinco Bogan	g	0-0	0-0	0-0	0	0	0	0	0	0	0	1	0
01	Greg Tucker	g	3-8	2-6	2-3	0	4	4	4	10	0	0	0	25
24	Quasmane Ba	g	0-0	0-0	0-0	0	0	0	0	0	0	0	0	2
32	Jeremy Watson	g	3-5	2-3	2-3	2	3	5	4	10	0	3	1	31
33	Andre Statom	g	0-2	0-2	0-0	0	2	2	2	0	0	0	0	5
Team						2	2	4						
Totals			24-64	8-29	6-8	7	22	29	23	62	10	9	2	8

FG % 1st Half: 14-35 40.0% 2nd Half: 10-29 34.5% Game: 24-64 37.5% Deadball Rebounds 1
3FG % 1st Half: 5-17 29.4% 2nd Half: 3-12 25.0% Game: 8-29 27.6%
FT % 1st Half: 0-0 0.0% 2nd Half: 6-8 75.0% Game: 6-8 75.0%

Virginia Tech 71 - 0-1

#	Player	Total		FT-FTA	Rebounds		PF	TP	A	TO	Blk	Stl	Min	
		FG-FGA	3-Pr FG-FGA		Off	Def								Tot
00	Shane Henry	f	3-4	0-0	0-2	3	2	5	1	6	0	1	0	14
32	Zach LeDay	f	6-11	1-1	2-4	5	4	9	3	15	2	2	0	33
10	Justin Bibbs	g	4-6	3-4	0-3	0	7	7	0	11	1	1	0	33
05	Justin Robinson	f	4-11	0-1	4-5	4	7	11	4	12	2	4	0	28
04	Seth Allen	g	0-4	0-2	6-9	1	3	4	2	6	3	1	0	27
04	Seth Allen	g	2-9	0-4	3-6	0	3	3	1	7	1	5	0	21
22	Johnny Hamilton	g	4-4	0-0	1-1	3	1	4	1	8	1	2	0	12
23	Jalen Hudson	g	0-3	0-1	0-0	0	0	0	1	1	1	0	0	12
24	Kerry Blackshear Jr.	g	3-7	0-3	0-0	2	6	8	2	6	1	0	0	20
Team						2	1	3						
Totals			26-59	4-16	15-30	20	34	54	15	71	12	17	2	3

FG % 1st Half: 14-34 41.2% 2nd Half: 12-25 48.0% Game: 26-59 44.1% Deadball Rebounds 6
3FG % 1st Half: 3-10 30.0% 2nd Half: 1-6 16.7% Game: 4-16 25.0%
FT % 1st Half: 7-13 53.8% 2nd Half: 8-17 47.1% Game: 15-30 50.0%

Officials: Mike Eades, Chuck Jones, Ron Tyburski
Technical fouls: Jacksonville State-None, Virginia Tech-None.
Attendance: 4,984

Score by periods	1st	2nd	Total
Jacksonville State	33	29	62
Virginia Tech	38	33	71

Points	In Paint	Off TO	2nd Chance	Fast Break	Bench
Jacksonville State	36	15	10	6	21
Virginia Tech	24	11	20	10	20

Last FG - JSU 2nd-02:40, VT 2nd-00:38
Largest lead - JSU by 4 1st-16:26, VT by 12 2nd-15:59
JSU led for 11:11, VT led for 24:36. Game was tied for 4:13.

Score tied - 7 times.
Lead changed - 2 times.



Official Basketball Box Score -- Game Totals -- Final Statistics
VMI vs Virginia Tech
November 21, 2015 7:00 PM Cassell Coliseum, Blacksburg, Va.



Official Basketball Box Score -- Game Totals -- Final Statistics
North Carolina A&T vs Virginia Tech
November 24, 2015 7:00 PM Cassell Coliseum, Blacksburg, Va.



VMI 52 - 1-2

#	Player	Total		FT-FTA	Rebounds		PF	TP	A	TO	Blk	Stl	Min	
		FG-FGA	3-Pr FG-FGA		Off	Def								Tot
23	Tim Marshall	g	0-3	0-0	1	0	1	0	0	1	0	1	8	
32	Phillip Anglade	f	2-7	0-0	5	4	9	4	4	0	1	1	22	
35	Julian Eieby	g	4-13	4-9	3-4	2	2	4	4	15	2	0	1	38
22	QJ Peterson	g	10-29	4-15	2-2	2	4	6	2	26	2	2	0	39
15	Tray Chapman	f	0-7	0-0	1	2	3	0	1	0	1	0	28	
30	Austin Vereen	g	0-2	0-1	0-0	0	0	0	0	0	0	0	14	
03	Adrian Rich	f	1-6	0-1	0-0	1	1	2	2	0	2	0	1	21
05	Fred Inuafemi	g	1-3	0-0	0-0	1	5	6	2	2	1	3	1	16
12	D'Andre Mahaffey	g	0-1	0-0	0-0	0	1	1	0	0	0	0	0	2
40	Jordan Weethee	g	1-3	1-3	0-0	0	0	0	3	3	1	0	0	12
Team						4	1	5						
Totals			19-74	9-33	5-6	17	20	37	21	52	7	8	5	7

FG % 1st Half: 11-35 31.4% 2nd Half: 8-39 20.5% Game: 19-74 25.7% Deadball Rebounds 0
3FG % 1st Half: 7-18 38.9% 2nd Half: 2-15 13.3% Game: 9-33 27.3%
FT % 1st Half: 0-0 0.0% 2nd Half: 5-6 83.3% Game: 5-6 83.3%

Virginia Tech 76 - 2-1

#	Player	Total		FT-FTA	Rebounds		PF	TP	A	TO	Blk	Stl	Min	
		FG-FGA	3-Pr FG-FGA		Off	Def								Tot
00	Shane Henry	f	1-2	0-0	0	3	3	1	2	0	1	2	14	
32	Zach LeDay	f	3-11	0-0	7	3	7	10	3	13	0	2	0	34
10	Justin Bibbs	g	4-6	2-3	1-2	0	1	1	0	11	3	0	0	31
15	Chris Clarke	f	3-5	0-0	8-12	1	4	5	2	14	2	0	0	28
05	Justin Robinson	g	4-8	1-3	2-2	0	4	4	2	11	3	5	0	30
04	Seth Allen	g	5-11	3-5	4-7	0	6	6	3	17	3	4	1	25
21	Satchel Pierce	g												

2015-16 Box Scores



Official Basketball Box Score -- Game Totals -- Final Statistics Virginia Tech vs Iowa State November 27, 2015 6:00 PM Emerald Coast Classic



Virginia Tech 77 - 3-2

#	Player	Total		3-Pr FG-FGA	FT-FTA	Rebounds		PF	TP	A	TO	Blk	Stl	Min
		FG-FGA	FG-FGA			Off	Def							
32	Zach LeDay	* 8-14	1-3	2-4	6	2	8	4	19	1	1	0	0	23
15	Chris Clarke	* 4-12	0-0	1-2	2	4	6	1	9	2	2	0	0	31
0	Shane Henry	* 0-2	0-0	0-2	0	2	2	0	0	0	1	0	0	8
10	Justin Bibbs	* 4-7	2-5	1-2	0	0	0	11	0	2	0	1	0	22
5	Justin Robinson	* 4-6	0-0	3-4	2	3	5	1	11	2	2	0	0	18
4	Seth Allen	* 4-13	0-5	2-3	0	1	1	2	10	2	1	0	1	27
11	Devin Wilson	* 1-1	0-0	0-0	0	2	2	1	2	2	0	0	0	20
21	Satchel Pierce	* 0-1	0-0	0-0	0	0	0	0	0	0	0	0	0	3
22	Johnny Hamilton	* 2-2	0-0	0-0	2	2	4	2	4	0	0	3	0	15
23	Jalen Hudson	* 2-5	0-1	3-4	0	3	3	2	7	1	0	0	1	18
24	Kerry Blackshear Jr.	* 2-4	0-1	0-4	1	1	2	3	4	0	2	0	0	15
Totals		31-67	3-15	12-25	15	23	38	18	77	10	11	3	3	200

FG % 1st Half: 14-37 37.8% 2nd Half: 17-30 56.7% Game: 31-67 46.3% Deadball
3FG % 1st Half: 0-6 0.0% 2nd Half: 3-9 33.3% Game: 3-15 20.0% Rebounds
FT % 1st Half: 2-7 28.6% 2nd Half: 10-18 55.6% Game: 12-25 48.0% 5

Iowa State 99 - 4-0

#	Player	Total		3-Pr FG-FGA	FT-FTA	Rebounds		PF	TP	A	TO	Blk	Stl	Min
		FG-FGA	FG-FGA			Off	Def							
31	Niang, Georges	* 4-11	2-3	4-4	0	7	7	4	14	6	3	3	1	31
11	Morris, Monte	* 6-11	1-3	1-2	0	2	2	2	14	7	0	0	1	33
15	Mitrou-Long, Naz	* 4-6	2-4	2-2	0	1	1	3	12	3	1	0	0	27
01	McKay, Jameel	* 10-16	0-0	3-7	4	4	8	3	23	0	0	3	1	34
02	Nader, Abdel	* 6-11	2-3	2-2	2	9	11	4	16	1	3	1	2	26
00	Carter, Simeon	* 0-0	0-0	0-0	0	1	1	1	0	0	0	0	0	2
03	Cooke, Hallice	* 4-5	3-4	0-0	0	1	1	1	11	1	1	1	0	16
21	Thomas, Matt	* 2-3	2-3	0-0	0	2	2	4	6	2	2	1	1	27
23	Ashton, Jordan	* 1-1	1-1	0-0	0	0	0	0	3	0	0	0	0	2
33	Ernst, Brady	* 0-0	0-0	0-0	0	0	0	0	0	0	0	0	0	2
Team					1	2	3							
Totals		37-64	13-21	12-17	7	29	36	22	99	20	10	9	6	200

FG % 1st Half: 20-29 69.0% 2nd Half: 17-35 48.6% Game: 37-64 57.8% Deadball
3FG % 1st Half: 7-11 63.6% 2nd Half: 6-10 60.0% Game: 13-21 61.9% Rebounds
FT % 1st Half: 5-8 62.5% 2nd Half: 7-9 77.8% Game: 12-17 70.6% 2

Officials: John Higgins, Doug Shows, Steve Olson
Technical fouls: Virginia Tech-None, Iowa State-None.
Attendance: 2,222

Score by periods	1st	2nd	OT	Total
Virginia Tech	30	47		77
Iowa State	52	47		99

Last FG - VT 2nd-01:43, ISU 2nd-00:15
Largest lead - VT by 2 1st-19:27, ISU by 32 2nd-12:24
VT led for :09, ISU led for 39:18, Game was tied for :33.

Score tied - 0 times.
Lead changed - 1 times.



Official Basketball Box Score -- Game Totals -- Final Statistics Virginia Tech vs UAB November 28, 2015 3:30 PM Emerald Coast Classic



Virginia Tech 82 - 4-2

#	Player	Total		3-Pr FG-FGA	FT-FTA	Rebounds		PF	TP	A	TO	Blk	Stl	Min
		FG-FGA	FG-FGA			Off	Def							
32	Zach LeDay	* 4-11	0-1	7-10	5	5	10	4	15	2	2	1	0	29
15	Chris Clarke	* 3-7	0-0	4-6	5	11	16	2	10	2	4	0	2	39
0	Shane Henry	* 0-2	0-0	0-0	2	1	3	1	0	0	0	0	0	7
10	Justin Bibbs	* 3-5	2-3	0-0	0	0	0	2	8	0	1	0	0	31
5	Justin Robinson	* 4-7	1-2	0-0	0	0	0	1	9	1	3	0	0	21
4	Seth Allen	* 7-19	2-9	7-8	0	4	4	2	23	1	3	0	0	36
11	Devin Wilson	* 1-1	0-0	5-6	0	3	3	2	7	5	2	0	0	24
22	Johnny Hamilton	* 1-3	0-0	1-2	1	1	2	3	3	0	0	2	0	14
23	Jalen Hudson	* 1-2	1-1	0-0	1	1	2	1	3	1	2	0	2	17
24	Kerry Blackshear Jr.	* 2-2	0-0	0-0	1	0	1	3	4	0	0	0	1	7
Totals		26-59	6-16	24-32	17	29	46	21	82	12	17	3	5	225

FG % 1st Half: 13-29 44.8% 2nd Half: 9-24 37.5% OT: 4-6 66.7% Game: 26-59 44.1% Deadball
3FG % 1st Half: 3-8 37.5% 2nd Half: 2-6 33.3% OT: 1-2 50.0% Game: 6-16 37.5% Rebounds
FT % 1st Half: 6-8 75.0% 2nd Half: 16-20 80.0% OT: 2-4 50.0% Game: 24-32 75.0% 3.1

UAB 77 - 3-3

#	Player	Total		3-Pr FG-FGA	FT-FTA	Rebounds		PF	TP	A	TO	Blk	Stl	Min
		FG-FGA	FG-FGA			Off	Def							
04	Brown, Robert	* 5-15	2-5	4-7	1	2	3	2	16	5	2	0	1	39
21	Mehini, Tosin	* 2-3	0-0	0-2	2	2	4	1	4	0	2	1	0	15
34	Lee, William	* 4-10	0-0	0-0	3	2	5	4	8	1	3	0	0	24
02	Norton, Nick	* 6-12	5-11	0-0	0	4	4	2	17	4	0	0	0	35
00	Baxter, Hakeem	* 6-13	2-4	2-2	1	0	1	5	16	1	1	0	0	35
01	Watts, Denzell	* 0-1	0-1	0-0	0	0	0	3	0	1	3	0	1	9
03	Cokley, Chris	* 5-7	0-0	2-2	1	7	8	1	12	1	1	2	2	28
11	Williams, Dirk	* 0-2	0-1	0-0	0	1	1	0	0	0	0	0	1	8
22	Madson, Tyler	* 0-0	0-0	0-0	1	0	1	3	0	1	1	0	1	12
35	Sullivan, Lewis	* 1-2	0-0	2-2	0	1	1	1	4	0	1	0	0	12
Team					1	1	2							
Totals		29-65	9-26	10-18	10	20	30	22	77	16	12	7	5	225

FG % 1st Half: 14-27 51.9% 2nd Half: 14-31 45.2% OT: 1-7 14.3% Game: 29-65 44.8% Deadball
3FG % 1st Half: 4-12 33.3% 2nd Half: 4-11 36.4% OT: 1-3 33.3% Game: 9-26 34.6% Rebounds
FT % 1st Half: 6-7 85.7% 2nd Half: 1-7 14.3% OT: 3-4 75.0% Game: 10-18 55.6% 5

Officials: John Higgins, Mark Whitehead, Steve Olson
Technical fouls: Virginia Tech-None, UAB-None.
Attendance: 2,222

Score by periods	1st	2nd	OT	Total
Virginia Tech	35	36	11	82
UAB	38	33	6	77

Last FG - VT 0T-00:59, UAB 0T-01:31
Largest lead - VT by 5 2nd-09:14, UAB by 8 1st-08:16
VT led for 13:45, UAB led for 26:10, Game was tied for 5:05.

Score tied - 10 times.
Lead changed - 12 times.



Official Basketball Box Score -- Game Totals -- Final Statistics Northwestern vs Virginia Tech December 1, 2015 7:00 PM Cassell Coliseum, Blacksburg, Va.



Northwestern 81 - 6-1

#	Player	Total		3-Pr FG-FGA	FT-FTA	Rebounds		PF	TP	A	TO	Blk	Stl	Min
		FG-FGA	FG-FGA			Off	Def							
20	Scottie Lindsey	g 1-3	1-2	0-0	0	0	0	3	3	0	3	0	0	12
30	Bryant McIntosh	g 8-15	2-3	1-2	1	4	5	2	19	4	4	0	3	40
34	Sanjay Lumpkin	f 5-7	1-2	1-3	2	5	7	3	12	3	0	0	1	35
14	Tre Demps	g 8-21	1-9	0-0	1	5	6	1	17	4	1	0	0	45
02	Alex Olah	c 2-6	1-1	0-1	1	2	3	1	5	1	0	3	0	30
01	Joey van Zegeren	g 2-3	0-0	0-0	1	1	2	4	0	2	1	0	0	14
23	Jordan Ash	g 0-1	0-1	0-0	0	0	0	0	1	0	0	0	0	3
32	Nathan Taphorn	g 4-7	3-5	0-0	1	2	3	2	11	1	0	1	0	21
35	Aaron Falzon	g 1-3	1-3	3-3	0	5	5	2	6	0	1	0	0	15
44	Gavin Skelly	c 1-1	0-0	2-2	1	0	1	3	4	1	1	0	0	10
Team					0	4	4							
Totals		32-67	10-26	7-11	8	28	36	21	81	15	12	5	5	225

FG % 1st Half: 17-30 56.7% 2nd Half: 12-29 41.4% OT: 3-8 37.5% Game: 32-67 47.8% Deadball
3FG % 1st Half: 6-14 42.9% 2nd Half: 2-9 22.2% OT: 2-3 66.7% Game: 10-26 38.5% Rebounds
FT % 1st Half: 5-7 71.4% 2nd Half: 2-4 50.0% OT: 0-0 0.0% Game: 7-11 63.6% 2

Virginia Tech 79 - 4-3

#	Player	Total		3-Pr FG-FGA	FT-FTA	Rebounds		PF	TP	A	TO	Blk	Stl	Min
		FG-FGA	FG-FGA			Off	Def							
00	Shane Henry	f 0-0	0-0	0-0	0	2	2	0	0	0	0	0	0	4
32	Zach LeDay	f 0-4	0-1	2-2	1	1	2	2	0	1	1	0	1	17
10	Justin Bibbs	g 7-11	3-5	0-0	1	1	2	1	17	1	1	0	0	41
15	Chris Clarke	f 4-14	0-0	3-5	7	6	13	1	10	2	0	1	0	25
05	Justin Robinson	g 0-4	0-1	0-0	0	1	1	1	0	2	1	0	0	8
04	Seth Allen	g 7-15	4-8	7-8	0	4	4	1	25	2	3	0	2	35
11	Devin Wilson	g 1-3	0-1	2-2	0	1	1	4	5	1	0	1	0	31
21	Satchel Pierce	g 2-2	0-0	2-2	2	5	7	1	6	0	0	0	0	19
22	Johnny Hamilton	g 0-0	0-0	0-0	0	0	0	0	0	0	0	0	0	2
23	Jalen Hudson	g 3-6	0-1	2-4	2	4	6	2	8	0	1	0	0	25
24	Kerry Blackshear Jr.	g 3-7	0-0	0-0	1	2	3	2	6	0	2	1	0	18
Team					1	1	2							
Totals		27-66	7-17	18-23	14	28	42	15	79	10	12	2	4	225

FG % 1st Half: 12-33 36.4% 2nd Half: 12-25 48.0% OT: 3-8 37.5% Game: 27-66 40.9% Deadball
3FG % 1st Half: 4-9 44.4% 2nd Half: 3-6 50.0% OT: 0-2 0.0% Game: 7-17 41.2% Rebounds
FT % 1st Half: 6-10 60.0% 2nd Half: 10-13 76.9% OT: 0-0 0.0% Game: 18-23 78.3% 2.1

Officials: Tim Nestor, Roger Ayers, Tim Clougherty
Technical fouls: Northwestern-None, Virginia Tech-None.
Attendance: 4,879

Score by periods	1st	2nd	OT	Total
Northwestern	45	28	8	81
Virginia Tech	36	37	6	79

Last FG - NU 0T-00:27, VT 0T-02:23
Largest lead - NU by 10 1st-03:23, VT by 4 0T-03:47
NU led for 38:39, VT led for 2:27, Game was tied for 3:54.

Score tied - 3 times.
Lead changed - 4 times.



Official Basketball Box Score -- Game Totals -- Final Statistics Arkansas-Pine Bluff vs Virginia Tech December 5, 2015 3:00 PM Cassell Coliseum, Blacksburg, Va.



Arkansas-Pine Bluff 45 - 2-7

#	Player	Total		3-Pr FG-FGA	FT-FTA	Rebounds		PF	TP	A
---	--------	-------	--	----------------	--------	----------	--	----	----	---

2015-16 Box Scores



Official Basketball Box Score -- Game Totals -- Final Statistics
Virginia Tech vs Radford
December 9, 2015 7:00 PM Radford, VA (Dedmon Center)



Official Basketball Box Score -- Game Totals -- Final Statistics
Lamar vs Virginia Tech
December 13, 2015 3:00 PM Cassell Coliseum, Blacksburg, Va.



Virginia Tech 74 - 6-3

#	Player	Total FG-FGA	3-Ptr FG-FGA	FT-FTA	Rebounds			PF	TP	A	TO	Blk	Stl	Min	
					Off	Def	Tot								
23	Jalen Hudson	5-9	0-0	2-5	0	2	2	2	2	1	1	3	0	23	
32	Zach LeDay	3-7	0-0	1-2	3	6	9	3	7	3	1	1	1	27	
11	Devin Wilson	3-3	1-1	0-0	0	3	3	2	7	5	2	0	1	27	
15	Chris Clarke	2-4	0-0	0-0	0	3	3	2	4	1	1	0	3	22	
10	Justin Bibbs	4-9	1-2	2-5	0	2	2	1	11	1	0	0	0	34	
04	Seth Allen	5-12	1-5	6-9	0	2	2	2	17	2	1	0	0	23	
05	Justin Robinson	0-3	0-0	3-4	0	0	0	0	3	3	1	0	0	12	
24	Kerry Blackshear Jr.	6-9	0-0	1-3	3	5	8	4	13	0	1	1	1	32	
Team						2		4							
Totals		28-56	3-8	15-28	8	25	33	16	74	17	8	3	9	200	

FG % 1st Half: 17-33 51.5% 2nd Half: 11-23 47.8% Game: 28-56 50.0%
3FG % 1st Half: 3-6 50.0% 2nd Half: 0-2 0.0% Game: 3-8 37.5%
FT % 1st Half: 4-6 66.7% 2nd Half: 11-22 50.0% Game: 15-28 53.6%

Radford 65 - 5-5

#	Player	Total FG-FGA	3-Ptr FG-FGA	FT-FTA	Rebounds			PF	TP	A	TO	Blk	Stl	Min	
					Off	Def	Tot								
00	BROWN, Kion	5-8	0-0	2-2	3	0	3	2	12	0	0	0	0	22	
55	HOLCOMB, Brandon	5-6	0-0	3-4	1	10	11	3	13	0	1	1	0	28	
05	DAVIS, Rashun	2-11	0-3	0-0	0	0	0	4	4	4	5	0	1	31	
14	COUSIN, Justin	0-4	0-4	0-0	0	0	0	0	1	1	0	0	0	27	
03	JONES, Cameron	6-13	3-6	1-2	2	1	3	4	16	1	4	0	0	27	
01	OWENS, Taj	2-5	0-1	6-6	2	0	2	1	10	3	1	0	1	14	
10	TANNER, Caleb	0-0	0-0	0-0	0	0	0	0	0	0	0	0	0	0+	
11	ANDERSON, YaYa	3-9	0-4	0-0	1	3	4	2	6	0	0	0	1	27	
24	POLITE JR, Ed	1-1	0-0	0-3	3	2	5	1	2	0	0	1	1	23	
25	LUTEJE, Christian	0-2	0-2	0-0	0	5	5	2	0	1	1	0	0	9	
45	BOLSTAD, Darius	1-1	0-0	0-0	1	1	2	1	2	0	1	0	0	7	
Team						1		3							
Totals		25-60	3-20	12-17	14	25	39	20	65	10	14	2	4	200	

FG % 1st Half: 10-29 34.5% 2nd Half: 15-31 48.4% Game: 25-60 41.7%
3FG % 1st Half: 1-10 10.0% 2nd Half: 2-10 20.0% Game: 3-20 15.0%
FT % 1st Half: 6-8 75.0% 2nd Half: 6-9 66.7% Game: 12-17 70.6%

Officials: Matthew Potter, Sean Casady, Tim Comer
Technical fouls: Virginia Tech-None. Radford-None.
Attendance: 4,013

Score by periods	1st	2nd	Total
Virginia Tech	41	33	74
Radford	27	38	65

Last FG - VT 2nd-00:08. RAD 2nd-00:06
Largest lead - VT by 20 1st-10:28. RAD None
VT led for 39:22. RAD led for 00. Game was tied for 38.

Points	In Paint	Off T/O	2nd Chance	Fast Break	Bench
63	13	4	4	3	20

Score tied - 0 times.
Lead changed - 0 times.

Lamar 53 - 5-4

#	Player	Total FG-FGA	3-Ptr FG-FGA	FT-FTA	Rebounds			PF	TP	A	TO	Blk	Stl	Min	
					Off	Def	Tot								
05	Lincoln Davis	0-6	0-3	2-2	1	2	3	1	2	2	0	0	0	21	
12	Zlori Bosha	0-0	0-0	2-3	0	1	1	2	0	1	1	2	0	13	
00	Kevin Boozie	0-3	0-1	2-2	0	1	1	4	2	3	3	0	0	19	
04	LeMon Gregory	1-5	0-0	0-0	1	1	2	4	2	2	0	2	2	20	
02	Dorian Chatman	3-6	0-0	2-4	0	2	2	4	8	0	5	1	2	20	
03	Nick Garth	4-13	4-9	0-0	0	3	3	1	12	3	3	0	0	23	
11	Josh Nzeakor	1-1	0-0	0-0	0	1	1	3	2	0	0	0	0	7	
14	Christian Kennedy	0-1	0-0	0-0	0	2	2	3	0	1	1	0	0	8	
20	Marcus Owens	5-8	2-3	0-1	0	4	4	2	12	2	0	0	0	20	
21	Boaz Williams	0-1	0-0	0-0	0	1	1	2	0	1	2	0	0	6	
22	Preston Mattingly	1-3	0-0	0-0	4	3	7	2	2	0	1	0	0	19	
23	Dontavious Sears	2-6	0-3	0-1	0	4	4	0	4	0	1	1	0	17	
24	Quan Jones	1-1	1-1	2-2	0	0	0	5	1	0	0	1	0	7	
Team						1		2							
Totals		18-54	7-20	10-15	9	27	36	27	53	12	20	5	3	200	

FG % 1st Half: 8-26 30.8% 2nd Half: 10-28 35.7% Game: 18-54 33.3%
3FG % 1st Half: 2-7 28.6% 2nd Half: 5-13 38.5% Game: 7-24 29.2%
FT % 1st Half: 5-7 71.4% 2nd Half: 5-8 62.5% Game: 10-15 66.7%

Virginia Tech 88 - 7-3

#	Player	Total FG-FGA	3-Ptr FG-FGA	FT-FTA	Rebounds			PF	TP	A	TO	Blk	Stl	Min	
					Off	Def	Tot								
23	Jalen Hudson	5-10	2-5	2-5	1	0	1	2	14	0	2	0	0	24	
32	Zach LeDay	8-13	0-2	3-4	4	6	10	1	19	0	3	2	1	29	
11	Devin Wilson	0-3	0-1	1-2	0	1	1	3	1	3	0	0	1	26	
15	Chris Clarke	3-5	0-1	5-8	3	3	6	1	11	4	2	0	1	24	
10	Justin Bibbs	6-12	5-9	0-0	0	4	4	3	17	1	0	0	0	25	
03	Shane Henry	0-0	0-0	0-0	0	2	2	0	0	1	0	0	0	3	
04	Seth Allen	4-10	1-4	1-1	1	3	4	1	10	7	1	1	0	25	
05	Justin Robinson	1-4	1-2	0-0	0	3	3	1	3	2	3	0	0	16	
14	Greg Donlon	0-1	0-0	0-0	1	0	1	0	0	0	0	0	0	1	
21	Satchel Pierce	1-1	0-0	0-1	1	0	1	0	2	0	1	0	0	2	
24	Kerry Blackshear Jr.	5-8	0-0	1-2	4	6	10	5	11	1	0	1	1	23	
33	Matt Galloway	0-1	0-0	0-0	0	0	0	0	0	0	0	0	0	2	
Team						1		2							
Totals		33-68	9-24	13-23	16	30	46	17	88	18	13	4	5	200	

FG % 1st Half: 19-35 54.3% 2nd Half: 14-33 42.4% Game: 33-68 48.5%
3FG % 1st Half: 6-12 50.0% 2nd Half: 3-12 25.0% Game: 9-24 37.5%
FT % 1st Half: 7-11 63.6% 2nd Half: 6-12 50.0% Game: 13-23 56.5%

Officials: Bryan Kersey, Jerry Heater, Louie Andrakakos
Technical fouls: Lamar-None. Virginia Tech-None.
Attendance: 4,870

Score by periods	1st	2nd	Total
Lamar	23	30	53
Virginia Tech	51	37	88

Last FG - LU 2nd-00:10. VT 2nd-00:19
Largest lead - LU None. VT by 40 2nd-07:06
LU led for 00. VT led for 39:26. Game was tied for 16.

Points	In Paint	Off T/O	2nd Chance	Fast Break	Bench
88	46	21	24	4	26

Score tied - 0 times.
Lead changed - 0 times.

Official Basketball Box Score -- Game Totals -- Final Statistics Saint Joseph's vs Virginia Tech 12/22/15 1:00 p.m. at Brooklyn, N.Y. (Barclays Center)

Saint Joseph's 79 - 9-2

#	Player	Total FG-FGA	3-Ptr FG-FGA	FT-FTA	Rebounds			PF	TP	A	TO	Blk	Stl	Min	
					Off	Def	Tot								
15	Miles, Isaiah	11-18	3-5	11-12	8	7	15	2	36	0	0	4	0	39	
24	Oliva, Pierfrancesco	0-3	0-1	0-0	1	2	3	1	0	5	0	0	0	15	
04	Bembry, DeAndre	9-19	2-6	2-4	1	6	7	1	22	2	4	0	1	39	
01	Newkirk, Shavar	3-9	2-5	0-0	0	1	1	0	8	2	3	0	1	26	
02	Brown, Aaron	1-1	1-1	0-0	0	0	0	3	2	1	0	1	0	10	
00	Kimble, Lamarr	0-4	0-0	1-2	0	1	1	3	1	3	0	0	0	14	
03	Booth, Michael	0-0	0-0	2-2	0	0	0	1	2	0	0	0	0	1	
11	Clover, Chris	0-2	0-0	1-2	0	1	1	1	1	1	0	0	0	4	
12	Ndao, Papa	0-2	0-2	0-0	0	1	1	2	0	2	0	3	15		
20	Casper, Brendan	0-0	0-0	0-0	0	0	0	0	0	0	1	0	0	1	
21	Thompson, Kyle	0-0	0-0	0-0	0	1	1	0	0	0	0	0	0	1	
25	Demery, James	2-6	0-1	1-1	1	6	7	2	5	0	0	0	2	26	
32	Williams, Jai	0-0	0-0	0-0	0	1	1	0	0	0	0	0	0	1	
34	Baumann, Javon	0-2	0-0	1-2	2	0	2	1	1	1	0	0	1	8	
Team						6		2							
Totals		26-66	8-21	19-25	19	29	48	17	79	15	13	4	9	200	

FG % 1st Half: 13-37 35.1% 2nd half: 13-29 44.8% Game: 26-66 39.4%
3FG % 1st Half: 2-11 18.2% 2nd half: 6-10 60.0% Game: 8-21 38.1%
FT % 1st Half: 7-11 63.6% 2nd half: 12-14 85.7% Game: 19-25 76.0%

Virginia Tech 62 - 8-4

#	Player	Total FG-FGA	3-Ptr FG-FGA	FT-FTA	Rebounds			PF	TP	A	TO	Blk	Stl
---	--------	--------------	--------------	--------	----------	--	--	----	----	---	----	-----	-----

2015-16 Box Scores



Official Basketball Box Score -- Game Totals -- Final Statistics
Wake Forest vs Virginia Tech
 01/13/16 9:00 PM at Cassell Coliseum, Blacksburg, Va.



Wake Forest 91 • 10-6, 1-3

#	Player	Total		3-Ptr	Rebounds			PF	TP	A	TO	Blk	Stl	Min	
		FG-FGA	FG-FGA	FT-FTA	Off	Def	Tot								
02	Devin Thomas	f	6-10	0-0	4-6	4	7	11	4	16	4	1	4	0	34
44	Dinos Mitoglou	f	5-11	3-9	1-2	1	4	5	4	14	0	2	0	2	32
00	Codi Miller-McIntyre	g	8-11	3-3	3-5	2	2	4	4	22	5	2	0	0	32
10	Mitchell Wilbekin	g	5-10	3-5	0-0	0	1	1	3	13	4	1	0	0	36
13	Bryant Crawford	g	4-7	1-3	4-5	0	4	4	3	13	3	5	0	1	30
04	Doral Moore		0-0	0-0	0-0	0	0	0	1	0	0	0	0	0	1
11	Greg McClinton		0-0	0-0	0-0	0	1	1	0	0	0	0	0	0	5
20	John Collins		1-1	0-0	0-0	0	0	0	0	2	0	0	0	0	5
23	Rondale Watson		4-4	3-3	0-0	0	1	1	4	11	1	1	0	1	16
25	Cornelius Hudson		0-2	0-1	0-0	1	3	4	2	0	0	3	0	0	9
Team						0	0	0			1				
Totals			33-56	13-24	12-18	8	23	31	25	91	17	16	4	4	200

FG % 1st Half: 15-29 51.7% 2nd half: 18-27 66.7% Game: 33-56 58.9% Deadball Rebounds 4,2
 3FG % 1st Half: 3-10 30.0% 2nd half: 10-14 71.4% Game: 13-24 54.2%
 FT % 1st Half: 5-6 83.3% 2nd half: 7-12 58.3% Game: 12-18 66.7%

Virginia Tech 93 • 11-6, 3-1

#	Player	Total		3-Ptr	Rebounds			PF	TP	A	TO	Blk	Stl	Min	
		FG-FGA	FG-FGA	FT-FTA	Off	Def	Tot								
00	Shane Henry	f	2-2	0-0	0-0	0	3	3	0	4	0	0	0	0	11
32	Zach LeDay	f	6-10	4-4	4-5	0	3	3	3	20	4	2	0	0	27
04	Seth Allen	g	2-7	0-3	2-3	0	1	1	2	6	4	1	0	0	32
10	Justin Bibbs	g	12-18	3-7	5-5	1	1	2	1	32	2	1	0	3	38
23	Jalen Hudson	g	0-3	0-1	2-2	0	1	1	2	2	1	1	0	0	16
05	Justin Robinson		3-9	1-2	10-12	0	4	4	2	17	2	1	1	0	34
11	Devin Wilson		0-1	0-0	0-0	0	0	0	1	0	0	0	0	3	14
21	Satchel Pierce		2-4	0-0	2-2	4	0	4	3	6	1	0	0	1	15
24	Kerry Blackshear Jr.		1-2	0-1	4-6	1	2	3	4	6	0	0	0	1	13
Team						1	0	1							
Totals			28-56	8-18	29-35	7	15	22	18	93	14	6	1	8	200

FG % 1st Half: 15-29 51.7% 2nd half: 13-27 48.1% Game: 28-56 50.0% Deadball Rebounds 2,2
 3FG % 1st Half: 4-10 40.0% 2nd half: 4-8 50.0% Game: 8-18 44.4%
 FT % 1st Half: 11-12 91.7% 2nd half: 18-23 78.3% Game: 29-35 82.9%

Officials: Joe Lindsay, Brian O'Connell, Louie Andrakakos
 Technical fouls: Wake Forest-Bryant Crawford, Virginia Tech-Justin Robinson.
 Attendance: 4985
 Flagrant 1 foul on WF #44 - 12:45 2nd Half

Score by periods	1st	2nd	Total
Wake Forest	38	53	91
Virginia Tech	45	48	93

	In	Off	2nd	Fast	Bench
Points	Paint	T/O	Chance	Break	
WF	34	7	9	7	13
VT	34	24	11	6	29

Last FG - WF 2nd-00:07, VT 2nd-01:06.
 Largest lead - WF by 3 1st-19:38, VT by 10 1st-04:28.
 WF led for 03:15, VT led for 34:54, Game was tied for 01:51.

Score tied - 5 times.
 Lead changed - 7 times.