

# 2015-16 Virginia Tech Basketball

Virginia Tech - (10-5, 2-0 ACC)  
at  
#14/10 Duke - (13-2, 2-0 ACC)  
Jan. 9, 2016 - 12 p.m.  
Cameron Indoor Stadium (9,314)  
Durham, N.C.



## Top Topics

- ❖ ACC 2-0 teams meet in Cameron Indoor Stadium
- ❖ Duke leads the all-time series 44-8
- ❖ The Hokies defeated No. 4/4 Virginia, 70-68, in Cassell Coliseum on Monday night
- ❖ Zach LeDay scored 22 points to lead four Hokies in double-figures in the win over Virginia
- ❖ The Hokies are 2-0 in the ACC for the first time since the 2006-07 season

## Broadcast

### Radio

Virginia Tech IMG Sports Network  
Jon Laaser & Mike Burnop



Also available on:  
Satellite: Sirius: 81 XM: 81  
Digital: Hokies Xtra & Tuneln  
(free on downloaded apps)

### Television/Internet

ACC Network

Tim Brant & Mike Gminski



Follow us on Twitter

@VT\_MBall



## SOCIAL MEDIA

Twitter: @hokiesports & @VT\_MBBall

Instagram: vthokiemb

Snagchat: VTMBBall

#Hokies

#VTvsDuke

## Game 16

## Media Notes

### About Today's Game

The Hokies enter today's game 10-5 overall and 2-0 in ACC action ... Duke is 13-2 on the season and 2-0 in league play ... The Blue Devils are ranked 14th in the AP poll and 10th in the coaches poll.

### Last Time Out: VT 70, #4 UVa 68

The Hokies defeated 4th-ranked Virginia, 70-68, in Cassell Coliseum on Monday night ... Tech held an 11-point lead with two minutes remaining and held on for the win ... **Seth Allen** made a free throw with eight second remaining and **Zach LeDay** blocked a final Uva shot for the win ... LeDay led four Hokies in double figures with 22 points and **Justin Bibbs** added 16 points in the win.

### Series Against The Blue Devils

Duke leads the all-time series, 44-8 ... Duke has won the last eight meetings, most recently a 91-86 overtime victory in Blacksburg last season ... Tech is 1-20 in road games in the series ... This series has been played not only in Blacksburg and Durham, but also in Atlanta, Greensboro, Roanoke, Charlotte, Raleigh and Wytheville, Va.

### Ranked Wins

Tech's 70-68 win over No. 4/4 Virginia on Monday night was the Hokies' first victory against a top-5 opponent since a 64-60 win over No. 1 Duke on Feb. 26, 2011, in Cassell Coliseum ... It was the Hokies first victory over a ranked team since an 81-71 victory over No. 15 Oklahoma State on Dec. 1, 2012 ... Tech is now 2-3 in its last five home games against top 5 teams.

## Schedule

| Date   | Opponent  | Time      | TV              |
|--|---|-----------|-----------------|
| <b>Emerald Coast Classic (Blacksburg, Va.)</b> |   |           |                 |
| 11/14  | ALABAMA STATE# (ESPN3)                              | L         | 82-85           |
| 11/18  | JACKSONVILLE STATE# (ESPN3)                         | W         | 71-62           |
| 11/21  | VMI (ESPN3)   | W         | 76-52           |
| 11/24  | NORTH CAROLINA A&T (ESPN3)                          | W         | 90-60           |
| <b>Emerald Coast Classic (Destin, Fla.)</b>    |   |           |                 |
| 11/27  | vs. #4 Iowa State# (CBSSN)                          | L         | 77-99           |
| 11/28  | vs. UAB#  | W         | 82-77 OT        |
| <b>Big Ten/ACC Challenge (Blacksburg, Va.)</b> |   |           |                 |
| 12/ 1  | NORTHWESTERN (ESPNU)                                | L         | 79-81 OT        |
| 12/ 5  | ARKANSAS-PINE BLUFF (ESPN3)                         | W         | 80-45           |
| 12/ 9  | at Radford  | W         | 74-65           |
| 12/13  | LAMAR (ESPN3)                                       | W         | 88-53           |
| 12/19  | GRAMBLING STATE (ESPN3)                             | W         | 87-52           |
| 12/22  | vs. St. Joe's (ESPN3)                               | L         | 62-79           |
| 12/30  | #19 WEST VIRGINIA (ESPNU)                           | L         | 63-88           |
| 1/ 2   | NC STATE* (RSN)                                     | W         | 73-68 OT        |
| 1/ 4   | #4 VIRGINIA* (ESPN2)                                | W         | 70-68           |
| 1/ 9   | AT #14 DUKE*  | NOON      | ACCN            |
| 1/13   | WAKE FOREST*  | 9 p.m.    | RSN             |
| 1/16   | at Georgia Tech*                                    | noon      | RSN             |
| 1/20   | at Notre Dame*                                      | 7 p.m.    | RSN             |
| 1/24   | NORTH CAROLINA*                                     | 6:30 p.m. | ESPNU           |
| 1/27   | LOUISVILLE*   | 8 p.m.    | ACCN            |
| 1/31   | at Pittsburgh*                                      | 6:30 p.m. | ESPNU           |
| 2/ 2   | at Syracuse*  | 8 p.m.    | ACCN            |
| 2/ 6   | CLEMSON*  | 4 p.m.    | RSN             |
| 2/ 9   | at Virginia*  | 8 p.m.    | ACCN            |
| 2/17   | at Miami*   | 9 p.m.    | RSN             |
| 2/20   | FLORIDA STATE*                                      | 3 p.m.    | ACCN            |
| 2/23   | at Boston College*                                  | 9 p.m.    | ESPNU           |
| 2/28   | at Wake Forest*                                     | 6:30 p.m. | ESPNU           |
| 3/ 2   | PITTSBURGH*   | 7 p.m.    | ESPN3           |
| 3/ 5   | MIAMI*  | 4 p.m.    | ACCN            |
| 3/ 8-12  | ACC Tournament<br>(Verizon Center, Washington D.C.) |           | ACCN/ESPN/ESPNU |

CAPS denote home games

\* - Atlantic Coast Conference Games

# - Emerald Coast Classic

All times are EST and are subject to change

Note - All conference games carried on an ESPN network will also be available on WatchESPN. All conference games carried on the ACC Network or a regional sports network will also be available on ESPN3.

### Virginia Tech Strategic Communications

#### Primary Contact

Bill Dyer - Associate Director  
wdyer@vt.edu

(o) - 540-231-8853

(c) - 540-998-5906

#### Secondary Contact

Kelsey Appleton - Assistant Director

kelsey89@vt.edu

(o) - 540-231-2228

(c) - 540-739-0002

### Hokies Off to Strong ACC Start

The Hokies are 2-0 in the ACC for just the second time since joining the ACC in the 2004-05 season ... Tech started the 2006-07 season 3-0 in ACC play.

### Three Notes

**Zach LeDay** entered the Virginia game with just two, three-pointers on the season ... In the win over the Cavaliers, he was 3-of-4 from beyond the arc ... **Justin Bibbs** was 4-of-5 from three-point range and has retaken the NCAA Division I lead in three-point percentage ... As a team, Tech was 9-of-17 from three-point territory.

### Vs, the Title Holders

Since the Hokies joined the ACC, Tech has played the defending national champions five times and are 2-3 in those contests and 2-2 in regular season games against the defending national champions ... Tech defeated Duke in Blacksburg during the 2010-11 season, but lost to the Blue Devils in the 2011 ACC Tournament, the season following Duke's 2010 national championship.

### JRob With a Night

In the win over Virginia, **Justin Robinson** posted one of his best games as a Hokie ... The freshman point guard came off the bench to see 24 minutes of action and handed out a game-high six assists, while not committing a turnover.

### We Like 23, and 4

**Jalen Hudson** scored 23 points in the win over NC State ... That is a season high for Hudson and third time in his Virginia Tech career he has scored 20-or-more points in a game ... All three have come against ACC competition ... **Seth Allen** scored 23 points for the Hokies ... This is his third, 20-plus point game of the season.



Zach LeDay



Justin Bibbs



Justin Robinson



Jalen Hudson



Seth Allen

### All the Way Back

In the win over NC State, the Hokies rallied from a 16-point deficit ... That is the largest comeback of the season and the first time the Hokies have rallied from a double-digit deficit since coming back from a 10-point deficit to defeat Georgia Tech last season ... The last time the Hokies overcame more than a 16-point deficit was a 17-point comeback over West Virginia on Nov. 12, 2013.

### Hokies vs. Ranked Teams

Tech is 31-166 all-time against teams ranked in the AP poll ... The Hokies are 14-58 against nationally-ranked teams since joining the ACC for the 2004-05 season ... Tech is 1-2 against ranked teams this season ... The last time the Hokies defeated a nationally-ranked team was Jan. 4, 2016, when Tech defeated No. 4 Virginia, 70-68, in Cassell Coliseum ... Tech is 2-6 all-time against teams ranked No. 14 nationally ... These numbers are for teams ranked in the AP poll.

### Keeping It to Ourselves

In the win over NC State, the Hokies committed just four turnovers ... The four turnovers is the fewest-ever for the Hokies in a regular season ACC game ... It is the fewest turnovers for the Hokies since turned the ball over three times against Miami in the first round of the 2014 ACC Tournament ... Tech committed just eight turnovers in the win over No. 4 Virginia on Monday night.

### Commonwealth Notes

With the win over No. 4/4 Virginia, Virginia Tech is now 428-313 (.578) all-time against schools from Virginia ... Tech is 3-0 this season against Virginia schools ... The Hokies have played 14 schools from the state all-time ... The only state Division I school that Tech has not played is Hampton ... Tech holds winning records against 10 of the schools and even records against two others ... Tech has played Virginia, VMI and Radford from the Commonwealth this year.

### Consistent Transfers

Fifteen games into the season and **Seth Allen** and **Zach LeDay** have shown great consistency scoring points for the Hokies ... Both players sat out last season after transferring from Maryland and South Florida, respectively ... Allen has scored in double-figures in 13 of the 15 games and LeDay has been in double-figures in 12 of the 15 games ... On top of that, LeDay has been in double-figures in rebounding in eight of the 15 games.

### Shane Steps Up

Entering the West Virginia game, senior **Shane Henry** had scored a combined 11 points on the season ... Entering the game with 2:58 remaining in the first half, Henry would play a season-high 16 minutes and record a career-high 12 points, to go along with four rebounds ... He was four-of-four from the field in the game ... Henry earned the start against NC State and had a big blocked shot for Tech on the Wolfpack's final possession to send the game into overtime ... He also started the Virginia game and had four rebounds and two assists in nine minutes of action.



Shane Henry

### Bibbs Nears the Mark

**Justin Bibbs** is shooting 58.7 percent from three-point range ... He has made 37 of his 63 attempts this season and now shoots 47.7 percent from three for his career ... He is one made three-pointer off the NCAA minimum of 2.5 made three-pointers per game ... The 58.7 percent would be good for second nationally.

### Clarke Out

Freshman forward **Chris Clarke** suffered a fracture to the fifth metatarsal in his right foot and had successful surgery on Dec. 29 ... The injury occurred working out during the Christmas break ... Clarke had started 10 of the first 12 games of the season and is averaging 10.5 points and 7.4 rebounds per game.



Chris Clarke

### Doubling Our Pleasure

With his 10 point, 11 rebound performance against St. Joseph's, **Zach LeDay** recorded his seventh double-double of the season, in just 15 games ... The last Hokies to record seven double-doubles in a single season was Jeff Allen, with 15 double-doubles in the 2010-11 season.

### Really Young Again This Season

The Hokies once again this season field one of the youngest teams in the nation ... According to kenpom.com, Tech is 315 out of 351 NCAA Division I teams in experience, at just 1.20 years per player ... Tech is 14th out of 15 ACC teams in experience ... Players new to the Virginia Tech program this season account for 60.6 percent of minutes played for the Hokies, second-highest among ACC teams ... Only Boston College at 65.5 percent is higher.

## Tough, Busy Week

While most of America looks at this time of year for some rest and time off, the Hokies take a totally 180 degree look at this week ... Beginning on Wednesday, Dec. 30, the Hokies played three games in the six days, two against nationally-ranked teams and all three at Cassell Coliseum.

## A Lot of Doubles

With **Zach LeDay's** double-double against St. Joseph's, the Hokies now have 12 double-doubles for the season, tied for the lead among ACC teams ... This is the most double-doubles for the Hokies in a single season since the 2010-11 season, when the Hokies recorded 18 double-doubles.

## Swat!

In the loss to St. Joseph's, **Zach LeDay** recorded a career-high four blocked shots ... That is the most by a Hokie this season and the most by a Hokie since Joey van Zegeren blocked six shots against Morgan State on Nov. 30, 2014 ... He had three blocked shots in the win over NC State.

## Freshmen Doubles

**Kerry Blackshear Jr.** and **Chris Clarke** have each recorded double-doubles far this season ... This is the first time since the 2007-08 season that two Hokies (Jeff Allen and JT Thompson) have recorded double-doubles in their freshman seasons.



Kerry Blackshear Jr.

## It Is Better to Give, A Lot

In the loss to Northwestern, **Devin Wilson** recorded five assists and just one turnover, cracking the 300 career assists total ... Following the West Virginia game, he has 323 career assists, good for 4.3 assists per game ... Now in his junior season, Wilson entered the top 10 in assists in school history at 10th place in the win over Grambling State, when he dished out four assists ... His 323 career assists is sixth among active ACC players.



Devin Wilson

## Ending the Road Blues

When the Hokies defeated Radford, 74-65, at the Dedmon Center on Dec. 9, it marked the first win for Tech on an opponent's home court in more than two calendar years ... The last true road win for Tech was on Dec. 8, 2013, when the Hokies defeated Miami, 61-60, in the BankUnited Center to open ACC play in the 2013-14 season.

## A Freshman Double Feat

**Chris Clarke** recorded his second consecutive double-double with 11 points and 13 rebounds in the Northwestern game ... It's the first time a Virginia Tech freshman recorded consecutive double-doubles since Jeff Allen in the 2007-08 season ... Allen had 11 points and 12 rebounds in the regular season finale at Clemson and 10 points and 10 rebounds in the first round of the ACC Tournament against Miami ... **Kerry Blackshear Jr.**, also equaled that mark with double-doubles against Lamar and Grambling State.

## 20-Plus for Allen

**Seth Allen** scored 25 points in the Northwestern game ... That marks the first time a Hokie has scored 20-or-more points in consecutive games since Adam Smith had 26 points against Miami of Ohio and 22 points against Morgan State last season ... Allen had 23 points in the win over UAB on Nov. 28.

## Buzz Williams Info

**Buzz Williams** begins his second season as the head coach of the Hokies ... Now in his ninth season as a collegiate head coach, Williams has an overall record of 174-113 ... A complete bio is available on page 5 of these notes.



Buzz Williams

## Career Double-Doubles

### 2014-15 Season

#### Devin Wilson (2)

vs. Morgan State (10 pts./11 asts.\*)  
vs. Duke (10 pts./11 asts.\*)

#### Justin Bibbs (1)

vs. Syracuse (22 pts./11 rebs.\*)

### 2015-16 Season

#### Zach LeDay (7)

vs. Morgan State (26 pts./15 rebs.\*)  
vs. VMI (13 pts./10 rebs.)  
vs. NC A&T (26 pts./12 rebs.)  
vs. UAB (15 pts./10 rebs.)  
vs. UAPB (13 pts./10 rebs.)  
vs. Lamar (19 pts./10 rebs.)  
vs. St. Joseph's 10 pts./11 rebs.)

#### Chris Clarke (3)

vs. Jacksonville State (12 pts./11 rebs.\*)  
vs. UAB (10 pts./16 rebs.\*)  
vs. Northwestern (11 pts./13 rebs.)

#### Kerry Blackshear Jr. (2)

vs. Lamar (11 pts./10 rebs.\*)  
vs. Grambling State (11 pts./12 rebs.\*)

\* - career highs at the time  
all current players' double-doubles

## Buzz's Bunch

Buzz's Bunch is a non-profit organization that Coach Buzz Williams created six years ago when he was first named head coach at Marquette University.

Buzz's Bunch is a way to bring together children with disabilities and help them to fall in love with the game of basketball. Since it's creation, the group has evolved into so much more. Buzz's Bunch members create some unforgettable relationships and memories. Most of all, every player, coach, or staff member feels lucky to learn from these members and be touched by them.

Being a Buzz's Bunch member includes an invitation to a camp over the summer, which includes spending time with the team and staff, lunch and a free t-shirt. Additionally, there is a Buzz's Bunch calendar at the beginning of the year and another event over the winter. The team tries to keep in touch with members throughout the year and the organization changes with time as new opportunities exist.

For more information, contact [info@buzzsbunch.com](mailto:info@buzzsbunch.com) or log-on to <http://coachbuzzwilliams.com/buzzsbunch/>

## Hokies in NCAA Stats

In the most current release of NCAA stats (Jan. 8, 2016), the Hokies are sixth in the nation in free throw attempts and 17th in free throws made ... Individually, **Zach LeDay** is 11th in offensive rebounds per game and 22nd in double-doubles ... LeDay is 30th in total rebounds and 39th in rebounds per game.

## New Name, Same Place

The Hokies are playing this season in the same arena, Cassell Coliseum, but the playing surface has a new name ... The floor is now known as Virginia Tech Carilion Court at Cassell Coliseum ... This is in recognition of a generous sponsorship of Virginia Tech athletics by Carilion that will be used to fund scholarships and strategic initiatives, as well as to support public-health awareness ... Carilion was awarded naming privileges to the court for 10 years in recognition of a sponsorship that will provide \$500,000 a year over that time ... With the naming, Carilion will support student-athletes who are pursuing health careers, promote health awareness and the Carilion Clinic Children's Hospital, and honor the importance of the Virginia Tech Carilion partnership.





## Points for Pondering

**Led VT in Scoring:** Allen (6), LeDay (6), Hudson (2), Bibbs (1), Henry (1)

**Double Figure Scoring Games:** Allen (13), LeDay (12), Bibbs (10), Clarke (8), Blackshear (5), Hudson (4), Robinson (2), Henry (1)

**40-point Games:** none

**30-39-point Games:** Bibbs (1)

**20-29-point Games:** Allen (3), LeDay (3), Hudson (1)

**Led VT in Rebounding:** LeDay (10), Clarke (3), Blackshear (2), Hamilton (1)

**Double Figure Rebounding Games:** LeDay (8), Clarke (3), Blackshear (2), Hamilton (1)

**Led VT in Assists:** Robinson (10), Allen (5), Wilson (4), Bibbs (2), LeDay (2), Clarke (1)

**Double Figure Assist Games:** none

**Double-Doubles:** LeDay (7), Clarke (3), Blackshear (2)

**Most Points in a Half:** 52 (2nd vs. GSU)

**Fewest Points in a Half:** 26 (1st vs. SJU & UVa)

**Most Points Allowed in a Half:** 52 (1st vs. ISU)

**Fewest Points Allowed in a Half:** 16 (1st vs. UAPB)

**Largest Lead:** 40 pts. (79-39 vs. Lamar)

**Largest Deficit:** 26 pts. (83-57 vs. WVU)

**Largest Margin of Victory:** 35 pts. (80-45 vs. UAPB, 88-53 vs. Lamar & 87-52 vs. GSU)

**Largest Margin of Defeat:** 25 pts. (88-63 vs. WVU)

**Largest Deficit Overcome in a Victory:** 16 pts. (32-16 vs. NC State)

**Largest Lead Lost in a Loss:** 11 pts. (31-20 vs. ASU)

**Largest Halftime Lead:** 28 pts. (51-23 vs. Lamar)

**Largest Halftime Deficit:** 22 pts. (52-30 vs. ISU)

**Largest Halftime Deficit Overcome in a Victory:** 10 pts. (34-24 vs. NC State)

**Largest Halftime Lead Lost in a Loss:** 5 pts. (42-37 vs. ASU)

**Average Margin of Victory:** 18.7 ppp

**Average Margin of Defeat:** 13.8 ppp

**Average Margin:** +8.0

\* - Includes ties

## Hill on the Mend

Virginia Tech sophomore wing **Ahmed Hill** is on the mend from surgery, performed on August 11 ... Hill had a partial tear of the left patellar tendon and had successful surgery at LewisGale Montgomery Hospital by Dr. Tony McPherron ... He has begun practice, but has not appeared in any games.



Ahmed Hill

## Gimme That!

In the Hokies' win over Arkansas-Pine Bluff, **Jalen Hudson** earned the start and then posted a career-high five steals in the contest ... That is the most steals in a game by a Hokie since Erick Green had five steals in a win over Mount St. Mary's in Cassell Coliseum on Jan. 2, 2011 ... Hudson also led the Hokies in scoring with 15 points against the Golden Lions.

## TOP INDIVIDUAL PERFORMANCES

### VIRGINIA TECH

#### Points

|    |                                  |
|----|----------------------------------|
| 31 | Justin Bibbs vs. Grambling State |
| 26 | Zach LeDay vs. Alabama State     |
| 26 | Zach LeDay vs. NC A&T            |
| 25 | Seth Allen vs. Northwestern      |
| 23 | Seth Allen vs. UAB               |
| 23 | Seth Allen vs. NC State          |
| 23 | Jalen Hudson vs. NC State        |
| 22 | Zach LeDay, Virginia (H)         |

#### Rebounds

|    |  |
|----|--|
| 16 | Chris Clarke vs. UAB                     |
| 15 | Zach LeDay vs. Alabama State             |
| 13 | Chris Clarke vs. Northwestern            |
| 12 | Zach LeDay vs. NC A&T                    |
| 12 | Kerry Blackshear Jr. vs. Grambling State |
| 12 | Zach LeDay vs. NC State                  |
| 11 | Chris Clarke vs. Jacksonville State      |
| 11 | Johnny Hamilton vs. VMI                  |
| 11 | Zach LeDay vs. St. Joseph's              |
| 10 | Zach LeDay vs. VMI                       |
| 10 | Zach LeDay vs. UAB                       |
| 10 | Zach LeDay vs. UAPB                      |
| 10 | Kerry Blackshear Jr. vs. Lamar           |
| 10 | Zach LeDay vs. Lamar                     |

#### Assists

|   |                                     |
|---|-------------------------------------|
| 7 | Seth Allen vs. Lamar                |
| 7 | Justin Robinson vs. Grambling State |
| 6 | Justin Robinson vs. Virginia (H)    |
| 5 | Justin Robinson vs. NC A&T          |
| 5 | Devin Wilson vs. UAB                |
| 5 | Devin Wilson vs. Northwestern       |
| 5 | Justin Robinson vs. UAPB            |
| 5 | Devin Wilson at Radford             |

#### Steals

|   |                         |
|---|-------------------------|
| 5 | Jalen Hudson vs. UAPB   |
| 3 | Jalen Hudson at Radford |

#### Blocks

|   |                                |
|---|--------------------------------|
| 4 | Zach LeDay vs. St. Joseph's    |
| 3 | Johnny Hamilton vs. VMI        |
| 3 | Johnny Hamilton vs. NC A&T     |
| 3 | Johnny Hamilton vs. Iowa State |
| 3 | Zach LeDay vs. NC State        |

### OPPONENTS

#### Points

|    |                                 |
|----|---------------------------------|
| 36 | Isaiah Miles, St. Joseph's      |
| 26 | QJ Peterson, VMI                |
| 23 | Jameel McKay, Iowa State        |
| 22 | DeAndre Bembry, St. Joseph's    |
| 22 | London Perrantes, Virginia (H)  |
| 21 | Jamel Waters, Alabama State     |
| 21 | Erik Durham, Jacksonville State |
| 21 | Cat Barber, NC State            |

#### Rebounds

|    |                            |
|----|----------------------------|
| 15 | Isaiah Miles, St. Joseph's |
| 13 | Jonathan Holton, WVU       |
| 12 | BeeJay Anya, NC State      |
| 11 | Abdel Nader, Iowa State    |
| 11 | Brandon Holcomb, Radford   |

#### Assists

|   |                                   |
|---|-----------------------------------|
| 7 | Jamel Waters, Alabama State       |
| 7 | Monte Morris, Iowa State          |
| 5 | Robert Brown, UAB                 |
| 5 | Pierfrancesco Oliva, St. Joseph's |
| 4 | five times                        |

#### Steals

|   |                               |
|---|-------------------------------|
| 3 | Bryant McIntosh, Northwestern |
| 3 | Papa Ndao, St. Joseph's       |

#### Blocks

|   |                                    |
|---|------------------------------------|
| 5 | BeeJay Anya, NC State              |
| 4 | Isaiah Miles, St. Joseph's         |
| 4 | Isaiah Wilkins, Virginia (H)       |
| 3 | Glenn Hollaway, Jacksonville State |
| 3 | Fred Iruafemi, VMI                 |
| 3 | Jameel McKay, Iowa State           |
| 3 | William Lee, UAB                   |
| 3 | Alex Olah, Northwestern            |
| 3 | Elijah Macon, WVU                  |

## 555 in the Cassell

The Hokies have a 555-186 overall record in Cassell Coliseum, good for a .749 winning percentage ... The win over Florida State in 2011, was the 500th victory in the building ... Tech has had just one break-even home season and two losing seasons in Cassell Coliseum.

## Outlaw Out

Junior wing **Tyrone Outlaw** will miss the 2015-16 season due to a medical issue ... Outlaw transferred to Virginia Tech this spring after one season at Lee College, a junior college in Texas ... He played as a freshman at UNC Greensboro.



Tyrone Outlaw

## 412 and Counting

Tech has now hit a three-point field goal in 412 consecutive games, the most in school history ... The Hokies have hit a three-pointer in every game since joining the ACC in the 2004-05 season ... Since the three-point arc was added for the 1986-87 season, the Hokies have hit at least one three in all but three games ... The last time Tech did not record a three-point field goal in a game was at Providence on Feb. 1, 2003.

## Three So Far

With **Kerry Blackshear Jr.'s**, double-doubles in the wins over Lamar and Grambling, the Hokies now have three players to record double-doubles this season ... It marks the first time since the 2013-14 season that three different Hokies had double-doubles in a single season.

## Head Coach Buzz Williams



Buzz Williams begins his second season as the head men's basketball coach at Virginia Tech. Williams led the Hokies to an 11-22 overall record in his first season in Blacksburg.

In his inaugural season at Virginia Tech, Williams began building the culture that will allow the Hokies future success. The team went a long ways towards establishing an identity of hard work, accountability both on and off the court and a tough, competitive nature.

Williams came to Virginia Tech following six seasons as the head coach of the Marquette Golden Eagles. At Marquette, Williams had a record of 139-69 and led the team to five NCAA appearances, including a trip to the regional finals in the 2012-13 season, the same season the team won the Big East Conference regular season title. Williams led the Golden Eagles to a 69-39 Big East Conference record during his time in Milwaukee. Six Marquette players have made it to the NBA during Williams' tenure. In his eight seasons as a collegiate head coach, Williams has an overall record of 174-113.

"Buzz Williams' first season at Virginia Tech set a tone for the future," Virginia Tech Director of Athletics Whit

Babcock said. "This program achieved on the court, in the classroom and in the community. His focus and tireless work ethic is indelible throughout the program. His expectations and standards are high and we will continue to improve in all areas because of this environment."

Williams was an assistant at Marquette in the 2007-08 season. MU concluded the year 25-10 and advanced to the second round of the NCAA Tournament for the first time since 2003.

His coaching career has included stints as an assistant, associate head and head coach. He has been at the NCAA Division I level for 19 seasons, and 2013-14 was his seventh campaign as a head coach. Williams has recruited and coached over 20 players who have earned all-conference accolades, including two league players of the year, two conference freshmen of the year and four Associated Press All-Americans.

Williams arrived in Milwaukee after serving for one season as the head coach at the University of New Orleans. He guided the Privateers to a 14-win campaign in 2006-07 and his roster featured Bo McCalebb, the Sun Belt Conference Player of the Year. UNO claimed fourth place in the Sun Belt's Western Division and advanced to the league tournament quarterfinals. The squad claimed as many victories on the road that season as it had in the previous three seasons combined. His recruiting class for the 2007-08 season was ranked in the top-50 nationally by HoopScoopOnline.com.

Prior to UNO, Williams served as

an assistant coach and recruiting coordinator at Texas A&M for two seasons (2004-05 and 2005-06) under head coach Billy Gillispie. Both of his recruiting classes with the Aggies were ranked among the best in the nation and featured some of the top-ranked talent at the prep level. The squad made its first NCAA Tournament appearance in 25 years in 2005-06 and the previous team posted the top turnaround in the nation, improving its win total in 2004-05 by 14 games compared to 2003-04.

Williams spent four seasons (2000-01 through 2003-04) at Colorado State, serving as an assistant the first three seasons before being promoted to associate head coach in 2003-04. Two of his recruiting classes were ranked among the 40-best in the nation, including the 2003 group, which was tabbed No. 1 in the Mountain West Conference. Colorado State made its first NCAA Tournament appearance in 13 years during his tenure and he was named one of the top assistants in the country by HoopScoopOnline.com.

The Van Alstyne, Texas, native was previously an assistant at Northwestern State (1999-2000), Texas A&M- Kingsville (1998-99) and Texas-Arlington (1994-98). He earned a bachelor's degree in kinesiology from Oklahoma City University in 1994 before completing his master's work in the same field at Texas A&M-Kingsville in 1999.

Williams is married to the former Corey Norman and the couple has two daughters, Zera and Addyson, and two sons, Calvin and Mason.



## Virginia Tech Basketball QR Codes

Scan the following QR code  
for links to bios for the  
2015-16 Virginia Tech Hokies



Scan the following QR code  
for link to home page for  
2015-16 Virginia Tech Hokies



Scan the following QR code  
for link media resources page  
2015-16 Virginia Tech Hokies



## Virginia Tech Strategic Communications

### ON THE INTERNET WHO TO CONTACT

#### [www.hokiesports.com](http://www.hokiesports.com)

The official Web site of Virginia Tech athletics provides media and fans with schedules, results, rosters, bios, statistics, general releases and game notes on the Hokies.

The Gameday section has live stats, radio and television coverage information and other pertinent information. This section is for home games only.

The improved HokieVision page offers a wide range of fun, insightful and useful videos on and about the Hokies.

#### [hokiesports.com/media](http://hokiesports.com/media)

A media-only Web site is designed to make the media's job easier. Here you will find high-resolution, color mug shots of every Hokie basketball player and coach available to download. Please contact the Athletics Communications Office for access to this media-only site.

#### Twitter

Follow the Hokies on Twitter @VT\_MBBall.

#### Instagram

Follow the Hokies on Instagram @vthokiembb.

#### #HokieHuddle

The newest feature on hokiesports.com, #HokieHuddle gives fans and other interested individuals a behind-the-scenes look at all Virginia Tech sports. The men's basketball Huddle, available from a link off of the men's basketball page, offers videos, photo galleries, tweets, instagams and blogs about the Hokies.

<http://www.hokiesports.com/mbasketball/huddle/>

#### [www.theacc.com](http://www.theacc.com)

Updated standings, results, schedules, statistics and notes are posted each week during the season.



#### Associate Athletic Director Strategic Communications

Pete Moris  
(540) 231-9965 - office  
morisvt@vt.edu

#### Request for Interviews

##### Men's Basketball SID

Bill Dyer  
(540) 231-8852 - office  
(540) 998-5906 - cell  
wdyer@vt.edu

#### Social Media Inquiries

##### Assistant Director

Kelsey Appleton  
(540) 231-2228 - office  
(540) 739-0002 - cell  
kelsey89@vt.edu

#### Requests for Photos

##### Director of Photography

Dave Knachel  
(540) 231-1838  
dknachel@vt.edu



**Bill Dyer**  
Associate Director of  
Strategic Communications

**Kelsey  
Appleton**  
Assistant Director of  
Strategic Communications



### Virginia Tech Media Policies

Virginia Tech will observe these post-game policies on the road ... Immediately following the game, head coach **Buzz Williams** will address the team in the locker room ... After a "cooling-off" period, he will leave the locker room to do his radio interviews ... Following Coach Williams' radio obligations, he will proceed directly to the post-game interview room and make his post-game remarks to the media there ... When Coach Williams completes his post-game remarks in the interview room, 2-3 Virginia Tech players will be available in the hall outside the team locker room ... This area will NOT be the post-game interview room ... This will be the only availability for Virginia Tech players post-game.

### Our Name, Please

When referring to Virginia Tech, we ask that you please leave it at that - Virginia Tech ... Virginia Tech University is not now and never has been a name for the school ... The official name of the university is Virginia Polytechnic Institute and State University ... "Vah Tech", VPI, VPI&SU, VPI and SU and Va. Tech are also not recognized names and should not be used ... VT is acceptable as a shortened, agate form ... When referring to the school by its nickname, please use "Hokies" ... Your help in these matters is appreciated.



# The Last Time That...

- Tech scored 100 points and won: 105-92, vs. VMI, 11-18-13
- Tech scored 100 points and lost: 100-104 2OT vs. Maryland, 2-27-10
- Tech played in overtime: 73-68, OT, vs. NC State, 1-2-16
- Tech played in consecutive overtime games: 82-77 vs. UAB, 11-28-15 & 79-81 vs. Northwestern, 12-1-15
- Tech played 2 OT: 57-62, 2OT at Pittsburgh, 2-8-14
- Tech played 3 OT: 86-90 at WVU, 2-2-83
- Tech scored 100+ points: 105-92, vs. VMI, 11-18-13
- Tech scored 90-99 points: 90-60, vs. NC A&T, 11-24-15
- Tech scored 80-89 points: 87-52, vs. Grambling State, 12-19-15
- Tech scored 70-79 points: 70-68, vs. Virginia, 1-4-16
- Tech scored 60-69 points: 63-88, vs. WVU, 12-30-15
- Tech scored 50-59 points: 59-66, vs. Boston College, 3-2-15
- Tech scored 40-49 points: 49-59 vs. Miami (ACCT), 3-11-15
- Tech scored 30-39 points: 33-43 at East Carolina, 1966-67 season
- Tech scored 20-29 points: 27-40 at McGuire Gen., 1945-46 season
- Tech scored 10-19 points: 16-45 at Virginia, 1938-1939 season
- Tech scored less than 10 points: 7-31 at W&L, 1922-1923 season
- Tech allowed 100+ points: 100-104, 2OT vs. Maryland, 2-27-10
- Tech allowed 90-99 points: 77-99, vs. Iowa State, 11-27-15
- Tech allowed 80-89 points: 88-63, vs. Northwestern, 12-1-15
- Tech allowed 70-79 points: 82-77, OT, vs. UAB, 11-28-15
- Tech allowed 60-69 points: 70-68, vs. Virginia, 1-4-16
- Tech allowed 50-59 points: 87-52, vs. Grambling State, 12-19-15
- Tech allowed 40-49 points: 80-45, vs. UAPB, 12-5-15
- Tech allowed 30-39 points: 99-34, vs. Mount St. Mary's, 1-2-11
- Tech allowed 20-29 points: 31-25 vs. Richmond, 2-1-46
- Tech allowed 10-19 points: 60-19 vs. Lynchburg College, 1-9-46
- Tech allowed less than 10 points: 28-9 vs. Hampden-Sydney, 1-17-23
- Largest margin of victory: 83 points vs. Randolph Macon Academy, 87-4, 1-10-11
- Largest margin of victory in an ACC game: 29 points vs. Wake Forest, 94-65, 1-15-11
- Two Tech players recorded double-doubles in a game: Zach LeDay (19 pts./10 rebs.) & Kerry Blackshear Jr. (11 pts./10 rebs.) vs. Lamar, 12-13-15
- Two Tech players recorded double-doubles in consecutive games: vs. UNC, ACC Tournament, 3-13-09 and vs. Duquesne, NIT, 3-18-09

## On This Date

Virginia Tech is 15-10 all-time in games played on Jan. 9 ... Tech has lost its last three games on this date, most recently an 86-75 home loss to Boston College in 2013 ... Tech is 1-4 in home games on this date ... Tech and Duke have never met on Jan. 9 and Tech is 0-1 in ACC games on this date ... Tech is 451-425 all-time on Saturdays and 5-1 in Saturday games this season.

## Coming Next Year

Virginia Tech signed Khadim Sy to a National Letter of Intent to play basketball for the Hokies beginning in the fall of 2016 ... Khadim Sy (pronounced hah-DEEM SEE), a 6-10, 245 lbs. post player from Dakar, Senegal, is currently a senior at Oak Hill Academy in Mouth of Wilson, Virginia, where he is averaging 11.0 points, 7.5 rebounds and 3.0 blocked shots per game after two games this season.

## VT vs. The Conferences

|   |             |
|---|-------------|
| <b>ACC REGULAR SEASON</b> .....             | <b>2-0</b>  |
| Atlantic 10 (St. Joseph's).....             | 0-1         |
| Big 12 (Iowa State, West Virginia).....     | 0-2         |
| Big South (Radford) .....                   | 1-0         |
| Big Ten (Northwestern) .....                | 0-1         |
| Conference USA (UAB).....                   | 1-0         |
| MEAC (NC A&T) .....                         | 1-0         |
| Ohio Valley (Jacksonville State) .....      | 1-0         |
| SWAC (Alabama State, Grambling, UAPB) ..... | 2-1         |
| Southern (VMI) .....                        | 1-0         |
| Southland (Lamar) .....                     | 1-0         |
| <b>Total</b> .....                          | <b>10-5</b> |

## What's Next?

The Hokies return to Cassell Coliseum on Wednesday night, as they host Wake Forest ... Game time is 9 p.m. and the game is on regional sports networks.

## Compare & Contrast

|                 |                     |
|-----------------|---------------------|
| <b>VT</b> ..... | <b>DU</b>           |
| 76.9 .....      | Points .....        |
| 66.9 .....      | Points Allowed..... |
| 45.1% .....     | FG% .....           |
| 40.5% .....     | FG% Defense .....   |
| 34.5% .....     | 3FG% .....          |
| 32.2% .....     | 3FG% Defense.....   |
| 65.0% .....     | FT% .....           |
| 39.4 .....      | Rebounds .....      |
| +3.3 .....      | Rebound Margin..... |
| 12.4 .....      | Assists .....       |
| 13.1 .....      | Turnovers.....      |
| 5.5 .....       | Steals.....         |
| 4.1 .....       | Blocks .....        |



# The Last Time That...

- Tech player had five or more steals: Manny Atkins (5) vs. Mount St. Mary's, 1-2-11
- Tech player had 10 or more assists in a game: Devin Wilson (11) vs. Duke, 2-25-15
- Tech player had 20 or more rebounds in a game: Jeff Allen (21) vs. Longwood, 12-14-08
- Two Tech players had double figures in rebounds: Kerry Blackshear Jr. (10 rebs.) & Zach LeDay (10 rebs.) vs. Lamar, 12-13-15
- Two Tech players had five or more assists: Devin Wilson (5) & Adam Smith (5) vs. Michigan State, 11-22-13
- Two Tech players scored 20 or more points: Jalen Hudson (23 points) and Seth Allen (23 points) vs. NC State, 1-2-16
- Same two Tech players scored 20 or more points in consecutive games: Erick Green & Jarell Eddie 11-19-12 & 11-23-12
- Tech freshman scored 20 or more points in a game: 32, Jalen Hudson, vs. Wake Forest, 3-10-15
- Two Tech freshmen scored in double figures in a game: Chris Clarke (11 pts.) & Kerry Blackshear Jr. (11 pts.) vs. Lamar, 12-13-15
- Three Tech freshmen scored in double figures in a game: Ahmed Hill (11 pts.), Jalen Hudson (23 pts.) & Justin Bibbs (10 pts.) vs. Duke, 2-25-15
- Tech player scored 30-39 points in a game: 31, Justin Bibbs vs. Grambling State, 12-19-15
- Tech player scored 40-49 points in a game: 41, Dorenzo Hudson vs. Seton Hall, 1-2-10
- Tech player scored 50+ points in a game: 51, Bimbo Coles vs. Southern Miss., 2-6-88
- Tech defeated a ranked opponent on the road: 80-77 at No. 12/13 Clemson, 2-25-09
- Tech defeated a ranked opponent at home: 70-68, vs. No. 4/4 Virginia, 1-4-16
- Tech defeated a ranked opponent on a neutral court: 72-64, vs. No. 21 Virginia, 12-28-95, Roanoke Civic Center
- Tech player had consecutive double-doubles: Kerry Blackshear Jr., 12-13-15 & 12-19-15
- Tech freshman had consecutive double-doubles: Kerry Blackshear Jr., 12-13-15 & 12-19-15
- Tech player had seven consecutive double-doubles: Jeff Allen, 1-25-11, 1-30-11, 2-2-11, 2-5-11, 2-13-11, 2-15-11 & 2-19-11
- Tech held opponent without a double-figure scorer: 65-47 vs. Miami, ACC Tournament, 3-12-09
- No Tech player scored in double figures: 41-57 vs. Temple, 2-25-96
- Tech had six players score in double figures: vs. Lamar, 12-13-15
- Tech did not make a three-point field goal: at Providence, 2-1-03
- Tech's opponent did not make a three-point field goal: at NC State, 2-10-10
- Tech did not shoot a free throw in the first half: at Miami, 12-8-13
- Tech did not shoot a free throw in the second half: vs. Virginia, 12-5-10
- Tech allowed a triple-double: Iman Shumpert (22 pts., 12 rebs., 11 assists), at Georgia Tech, 1-25-11
- Tech held an opponent under 10 points in a half: 9 points, vs. Eastern Michigan, 12-22-11
- Tech held an opponent under 20 points in a half: 16 pts., vs. UAPB, 12-5-15
- Tech had double-figures in blocked shots: 13, 87-82, vs. West Virginia, 11-12-13
- Tech came back from a double-figure deficit to win: 16 pts. (32-16), NC State, 1-2-16
- Tech led by 20-or-more points at half time of a game: 28 pts., 51-23, vs. Lamar, 12-13-15
- Tech had a walk-on score in double figures: Christian Beyer, 13 pts., vs. Alabama A&M, 12-14-14

## A Golden Opportunity

Virginia Tech's **Justin Bibbs** won a gold medal as a member of the championship USA team at the FIBA U19 World Championship, held in late June and early July in Heraklion, Crete, Greece ... Bibbs becomes the first Hokie to win a gold medal in a sanctioned USA Basketball FIBA world championship ... USA Basketball named the 2015 USA Basketball Men's and Women's U19 World Championship Teams as co-recipients of the 2015 USA Basketball Team of the Year Award.

## KB Jr. Earns ACC Rookie Honor

**Kerry Blackshear Jr.**, was named the ACC Rookie of the Week for the week ending Dec. 13, 2015 ... Blackshear put together his two best games of the season last week, with a career-high 13 points and eight rebounds at Radford and his first career double-double with 11 points and 10 rebounds against Lamar.

## Hokies in Overtime

With the overtime win over NC State, the Hokies are now 63-48 all-time in overtime games ... Tech is 2-1 this season and was 1-1 in overtime games last season ... Tech is 27-24 in road overtime games, 28-11 in home overtime games, and 8-13 on neutral courts ... Tech is 15-7 in ACC overtime games ... Tech is 3-8 all-time in overtime games against ranked teams ... Tech is 5-9 in double-overtime games and 1-2 in triple overtime games.

## Now Boarding

In the Hokies' overtime win over UAB, **Chris Clarke** grabbed a career-high 16 rebounds en route to his double-double of 10 points and 16 rebounds ... The 16 rebounds are the most by a Hokie since Marshall Wood grabbed 16 rebounds at NC State on Feb. 16, 2013 ... It is also the most rebounds by a Tech freshman since Wood's performance in Raleigh on that day ... It is also the record for rebounds in an Emerald Coast Classic game.

## 2015-16 Starters

|  |     |
|--|-----|
| Robinson, Bibbs, Clarke, LeDay, Henry .....        | 4-2 |
| Wilson, Bibbs, Clarke, LeDay, Hudson .....         | 2-0 |
| Allen, Hudson, Bibbs, LeDay, Henry .....           | 1-0 |
| Robinson, Allen, Galloway, Blackshear, Henry ..... | 1-0 |
| Robinson, Bibbs, Clarke, LeDay, Hudson .....       | 1-0 |
| Allen, Bibbs Hudson, LeDay, Henry .....            | 0-1 |
| Wilson, Allen, Bibbs, Clark, LeDay .....           | 0-1 |
| Wilson, Bibbs, Blackshear, LeDay, Hudson .....     | 0-1 |



# 2015-16 Roster



| No. | Name                 | POS | HT   | WT  | CL    | HOMETOWN            | HS/OTHER                          |
|-----|----------------------|-----|------|-----|-------|---------------------|-----------------------------------|
| 0   | Shane Henry          | F   | 6-8  | 210 | Sr.   | Decatur, Ga.        | Newton/Georgia Perimeter College  |
| 4   | Seth Allen           | G   | 6-1  | 190 | r-Jr. | Woodbridge, Va.     | Fredericksburg Christian/Maryland |
| 5   | Justin Robinson      | G   | 6-1  | 180 | Fr.   | Manassas, Va.       | St. James School (Md.)            |
| 10  | Justin Bibbs         | G   | 6-5  | 200 | So.   | Dayton, Ohio        | Montverde Academy (Fla.)          |
| 11  | Devin Wilson         | G   | 6-4  | 190 | Jr.   | McKees Rocks, Pa.   | Montour                           |
| 13  | Ahmed Hill           | G   | 6-5  | 205 | So.   | Augusta, Ga.        | Aquinas                           |
| 14  | Greg Donlon          | F   | 6-8  | 225 | r-Jr. | Midlothian, Va.     | Cosby                             |
| 15  | Chris Clarke         | G/F | 6-6  | 205 | Fr.   | Virginia Beach, Va. | Cape Henry Collegiate School      |
| 21  | Satchel Pierce       | F   | 7-0  | 245 | So.   | Barberton, Ohio     | The Kiski School (Pa.)            |
| 22  | Johnny Hamilton      | C   | 7-0  | 230 | Jr.   | Trinidad & Tobago   | Jacksonville College              |
| 23  | Jalen Hudson         | G   | 6-5  | 195 | So.   | Richmond, Va.       | St. Vincent-St. Mary              |
| 24  | Kerry Blackshear Jr. | F   | 6-10 | 240 | Fr.   | Orlando, Fla.       | Maynard Evans                     |
| 32  | Zach LeDay           | F   | 6-7  | 235 | r-Jr. | Dallas, Texas       | The Colony/South Florida          |
| 33  | Matt Galloway        | G   | 6-3  | 195 | r-Jr. | Sterling, Va.       | Potomac Falls/Hood College        |
| 42  | Ty Outlaw            | G/F | 6-6  | 215 | Jr.   | Roxboro, N.C.       | Person County/Lee College         |

## Coaching Staff

**Head Coach:** Buzz Williams (Oklahoma City, 1994)

**Assistant Coaches:** Isaac Chew (Avila, 1998), Steve Roccaforte (Lamar, 1989), Jamie McNeilly (New Orleans, 2007)

**Director of Men's Basketball Operations:** Jeff Reynolds (UNCG, 1978)

**Director of Player Personnel:** Devin Johnson

**Director of Student-Athlete Development:** Lyle Wolf

**Assistant to the Head Coach:** Cara Jacobson

**Director of Strength & Conditioning, Basketball Programs:** David Jackson

**Assistant Athletic Director for Sports Medicine:** Ernest Eugene

## How to Say It

Cassell Coliseum ..... Castle  
 Carilion Court.....cuh-RILL-yun  
 Ahmed Hill .....uh-MED  
 Steve Roccaforte.....ROCK- ah-fort

# SHANE HENRY

SENIOR • FORWARD • 6-8 • 190  
 DECATUR, GA. • GA. PERIMETER COLLEGE

# #0



## CAREER HIGHS

### Points

Career 12 vs West Virginia (12/30/15)  
 ACC 10 at UNC (1/18/15), vs GT (2/10/15)

### Minutes Played

Career 24 VMI (12/22/14)  
 ACC 20 at North Carolina (1/18/15)

### Field Goals Made

Career 4, 4x, last vs West Virginia (12/30/15)  
 ACC 4, 3x, last vs Georgia Tech (2/10/15)

### Field Goal Attempts

Career 8 VMI (12/22/14)  
 ACC 6 at Syracuse (2/3/15)

### 3-PT Field Goals Made

Career N/A  
 ACC N/A

### 3-PT Field Goal Attempts

Career N/A  
 ACC N/A

### Free Throws Made

Career 4 vs West Virginia (12/30/15)  
 ACC 2, 3x, vs Georgia Tech (2/10/15)

### Free Throw Attempts

Career 7 vs West Virginia (12/30/15)  
 ACC 4, 2x, last vs NC State (1/2/16)

### Rebounds

Career 13 VMI (12/22/14)  
 ACC 9 at North Carolina (1/18/15)

### Assists

Career 2 vs Virginia (1/4/16)  
 ACC 2 vs Virginia (1/4/16)

### Blocks

Career 3, 3x, last VMI (12/22/14)  
 ACC 2, 2x, last vs NC State (1/2/16)

### Steals

Career 3 vs Florida State (2/7/15)  
 ACC 3 vs Florida State (2/7/15)

| Opponent            | Min | FG-A-%    | 3FG-A-%     | FT-A-%   | O-D-T | A | TO | Blk | Stl | Pts |
|---------------------|-----|-----------|-------------|----------|-------|---|----|-----|-----|-----|
| ALABAMA STATE#      | 9*  | 0-2-.000  | 0-0-.000    | 1-2-.500 | 0-2-2 | 0 | 0  | 1   | 0   | 1   |
| JACKSONVILLE STATE# | 14* | 3-4-.750  | 0-0-.000    | 0-2-.000 | 3-2-5 | 0 | 1  | 0   | 1   | 6   |
| VMI                 | 14* | 1-2-.500  | 0-0-.000    | 0-0-.000 | 0-3-3 | 0 | 1  | 2   | 2   | 2   |
| NORTH CAROLINA A&T  | 6*  | 0-0-.000  | 0-0-.000    | 1-4-.250 | 0-0-0 | 0 | 0  | 0   | 0   | 1   |
| Iowa State^         | 8*  | 0-2-.000  | 0-0-.000    | 0-2-.000 | 0-2-2 | 0 | 1  | 0   | 0   | 0   |
| UAB^                | 7*  | 0-2-.000  | 0-0-.000    | 0-0-.000 | 2-1-3 | 0 | 0  | 0   | 0   | 0   |
| NORTHWESTERN%       | 4*  | 0-0-.000  | 0-0-.000    | 0-0-.000 | 0-2-2 | 0 | 0  | 0   | 0   | 0   |
| ARKANSAS-PINE BLUFF | 7   | 0-2-.000  | 0-0-.000    | 1-2-.500 | 3-1-4 | 0 | 2  | 0   | 0   | 1   |
| at Radford          |     |           | --- DNP --- |          |       |   |    |     |     |     |
| LAMAR               | 3   | 0-0-.000  | 0-0-.000    | 0-0-.000 | 0-2-2 | 0 | 1  | 0   | 0   | 0   |
| GRAMBLING STATE     | 11* | 0-0-.000  | 0-0-.000    | 0-0-.000 | 1-1-2 | 1 | 1  | 0   | 2   | 0   |
| St. Joseph's        | 0+  | 0-1-.000  | 0-0-.000    | 0-0-.000 | 0-0-0 | 0 | 0  | 0   | 0   | 0   |
| WEST VIRGINIA       | 16  | 4-4-1.000 | 0-0-.000    | 4-7-.571 | 1-3-4 | 0 | 1  | 0   | 0   | 12  |
| NC STATE            | 17* | 0-3-.000  | 0-0-.000    | 0-4-.000 | 0-4-4 | 0 | 0  | 2   | 0   | 0   |
| VIRGINIA            | 9*  | 0-0-.000  | 0-0-.000    | 0-2-.000 | 0-4-4 | 2 | 1  | 0   | 0   | 0   |
| at Duke             |     |           |             |          |       |   |    |     |     |     |
| WAKE FOREST         |     |           |             |          |       |   |    |     |     |     |
| at Georgia Tech     |     |           |             |          |       |   |    |     |     |     |
| at Notre Dame       |     |           |             |          |       |   |    |     |     |     |
| NORTH CAROLINA      |     |           |             |          |       |   |    |     |     |     |
| LOUISVILLE          |     |           |             |          |       |   |    |     |     |     |
| at Pittsburgh       |     |           |             |          |       |   |    |     |     |     |
| at Syracuse         |     |           |             |          |       |   |    |     |     |     |
| CLEMSON             |     |           |             |          |       |   |    |     |     |     |
| at Virginia         |     |           |             |          |       |   |    |     |     |     |
| at Miami            |     |           |             |          |       |   |    |     |     |     |
| FLORIDA STATE       |     |           |             |          |       |   |    |     |     |     |
| at Boston College   |     |           |             |          |       |   |    |     |     |     |
| at Wake Forest      |     |           |             |          |       |   |    |     |     |     |
| PITTSBURGH          |     |           |             |          |       |   |    |     |     |     |
| MIAMI               |     |           |             |          |       |   |    |     |     |     |

\*- ACC games; #- Emerald Coast Classic (Blacksburg, Va.); ^- Emerald Coast Classic (Destin, Fla.); % - Big 10/ACC Challenge;

**2015-16:** Started in all six contests through UAB ... Grabbed four boards and picked up one point from the free throw line in the opener against Alabama State ... Scored a season high six points shooting 3-4 from the field with five rebounds in 14 minutes against Jacksonville State ... Blocked two shots, grabbed two steals and snagged three defensive boards against VMI, adding two points ... Picked up a point from the charity stripe in win over North Carolina A&T ... Grabbed two defensive rebounds against Iowa State ... Cleaned three rebounds off the glass in a win over UAB ... Snagged two defensive rebounds against Northwestern ... Scored a point from the free throw line and grabbed three rebounds against Arkansas-Pine Bluff ... Grabbed two boards against Lamar ... Recorded two steals, an assist and two rebounds against Grambling State ... Drained a career-high 12 points on 4-for-4 from the field and picked up four points at the charity stripe against West Virginia ... Grabbed four rebounds and recorded two blocks against NC State ... Snagged four rebounds and dished out a career-high two assists against Virginia.

**2014-15:** Has played in 31 games and logged 16 starts ... Brought down eight rebounds and blocked three shots in the opener against Maryland-Eastern Shore ... Made the first start of his career against Northern Iowa ... Blocked three shots and grabbed four rebounds against Morgan State ... Scored four points and grabbed three rebounds at Penn State ... Blocked a shot and grabbed two rebounds in nine minutes against Radford ... Had six boards and six points against Alabama A&M ... Scored six points and set a new career high with 13 boards against VMI ... Blocked two shots and grabbed five rebounds in 12 minutes against Presbyterian ... Missed just one shot en-route to a 10-point, nine-rebound performance at No. 15 North Carolina ... Scored nine points and grabbed eight rebounds in just seven minutes of action at Syracuse ... Played an efficient nine minutes against Florida State, not missing a shot en-route to a six-point, three-steal performance ... Didn't miss a field goal, putting up 10 points in 12 minutes against Georgia Tech ... Added four points, four rebounds and two blocks in the ACC Tournament win over Wake Forest.

**Before Tech:** Transferred to Tech after spending year playing at Georgia Perimeter College ... Earned Defensive Player of the Year honors, as well as First Team All-Conference and All-Freshman Team accolades ... Averaged 13.2 points, 12.5 rebounds and 4.7 blocks per game at Georgia Perimeter ... Lettered at Newton High School where he earned All-Region honors.

**Personal:** Shane Linden Henry ... Son of Henry Wynter and Kimberly Gethers-Wynter ... Has five siblings: Sandra, Shana, Trina, Tashauna and Makai ... Plans to major in psychology.

| Year    | GP | -GS | Min | -Avg. | FGM | -FGA | -Pct. | 3FG | -FGA | -Pct. | FTM | -FTA | -Pct. | Off. | Def. | Reb | -Avg. | A | TO | Blk | Stl | TP | Avg. |
|---------|----|-----|-----|-------|-----|------|-------|-----|------|-------|-----|------|-------|------|------|-----|-------|---|----|-----|-----|----|------|
| 2014-15 | 31 | 16  | 318 | 10.3  | 31  | 73   | .425  | 0   | 0    | .000  | 10  | 22   | .455  | 26   | 58   | 84  | 2.7   | 3 | 21 | 28  | 8   | 72 | 2.3  |
| 2015-16 | 14 | 10  | 125 | 8.9   | 8   | 22   | .364  | 0   | 0    | .000  | 7   | 25   | .280  | 10   | 27   | 37  | 2.6   | 2 | 8  | 6   | 3   | 23 | 1.6  |
| TOTAL   | 45 | 26  | 443 | 9.8   | 39  | 95   | .411  | 0   | 0    | .000  | 17  | 47   | .362  | 36   | 85   | 121 | 2.7   | 5 | 29 | 34  | 11  | 95 | 2.1  |



# DEVIN WILSON

JUNIOR • GUARD • 6-4 • 190  
MCKEES ROCKS, PA. • MONTOUR

# #11



| Opponent            | Min | FG-A-%    | 3FG-A-%     | FT-A-%    | O-D-T | A | TO | Blk | Stl | Pts |
|---------------------|-----|-----------|-------------|-----------|-------|---|----|-----|-----|-----|
| ALABAMA STATE#      |     |           | --- DNP --- |           |       |   |    |     |     |     |
| JACKSONVILLE STATE# |     |           | --- DNP --- |           |       |   |    |     |     |     |
| VMI                 |     |           | --- DNP --- |           |       |   |    |     |     |     |
| NORTH CAROLINA A&T  | 23  | 0-0-.000  | 0-0-.000    | 2-4-.500  | 0-1-1 | 3 | 1  | 0   | 0   | 2   |
| Iowa State^         | 20  | 1-1-1.000 | 0-0-.000    | 0-0-.000  | 0-2-2 | 2 | 0  | 0   | 0   | 2   |
| UAB^                | 24  | 1-1-1.000 | 0-0-.000    | 5-6-.833  | 0-3-3 | 5 | 2  | 0   | 0   | 7   |
| NORTHWESTERN%       | 31  | 1-3-.333  | 0-1-.000    | 2-2-1.000 | 0-1-1 | 5 | 1  | 0   | 1   | 4   |
| ARKANSAS-PINE BLUFF | 21  | 0-1-.000  | 0-0-.000    | 2-2-1.000 | 0-4-4 | 2 | 0  | 0   | 2   | 2   |
| at Radford          | 27* | 3-3-1.000 | 1-1-1.000   | 0-0-.000  | 0-3-3 | 5 | 2  | 0   | 1   | 7   |
| LAMAR               | 26* | 0-3-.000  | 0-1-.000    | 1-2-.500  | 0-1-1 | 3 | 0  | 0   | 1   | 1   |
| GRAMBLING STATE     | 24  | 1-4-.250  | 0-0-.000    | 0-0-.000  | 0-0-0 | 4 | 1  | 0   | 2   | 2   |
| St. Joseph's        | 26* | 0-4-.000  | 0-3-.000    | 1-2-.500  | 1-3-4 | 3 | 2  | 0   | 0   | 1   |
| WEST VIRGINIA       | 34* | 2-2-1.000 | 0-0-.000    | 0-2-.000  | 0-0-0 | 1 | 4  | 0   | 1   | 4   |
| NC STATE            | 19  | 0-2-.000  | 0-1-.000    | 1-2-.500  | 0-2-2 | 0 | 0  | 0   | 0   | 1   |
| VIRGINIA            | 16  | 1-2-.500  | 0-1-.000    | 0-0-.000  | 0-2-2 | 2 | 0  | 0   | 1   | 2   |
| at Duke             |     |           |             |           |       |   |    |     |     |     |
| WAKE FOREST         |     |           |             |           |       |   |    |     |     |     |
| at Georgia Tech     |     |           |             |           |       |   |    |     |     |     |
| at Notre Dame       |     |           |             |           |       |   |    |     |     |     |
| NORTH CAROLINA      |     |           |             |           |       |   |    |     |     |     |
| LOUISVILLE          |     |           |             |           |       |   |    |     |     |     |
| at Pittsburgh       |     |           |             |           |       |   |    |     |     |     |
| at Syracuse         |     |           |             |           |       |   |    |     |     |     |
| CLEMSON             |     |           |             |           |       |   |    |     |     |     |
| at Virginia         |     |           |             |           |       |   |    |     |     |     |
| at Miami            |     |           |             |           |       |   |    |     |     |     |
| FLORIDA STATE       |     |           |             |           |       |   |    |     |     |     |
| at Boston College   |     |           |             |           |       |   |    |     |     |     |
| at Wake Forest      |     |           |             |           |       |   |    |     |     |     |
| PITTSBURGH          |     |           |             |           |       |   |    |     |     |     |
| MIAMI               |     |           |             |           |       |   |    |     |     |     |

## CAREER HIGHS

### Points

Career 26 vs Wake Forest (1/22/13)  
ACC 26 vs Wake Forest (1/22/13)

### Minutes Played

Career 46 at Pittsburgh (2/8/14)  
ACC 46 at Pittsburgh (2/8/14)

### Field Goals Made

Career 7 at Notre Dame (1/19/14)  
ACC 7 at Notre Dame (1/19/14)

### Field Goal Attempts

Career 13 vs North Carolina (3/1/14)  
ACC 13 vs North Carolina (3/1/14)

### 3-PT Field Goals Made

Career 3 vs Wake Forest (1/22/14)  
ACC 3 vs Wake Forest (1/22/14)

### 3-PT Field Goal Attempts

Career 6 vs North Carolina (3/1/14)  
ACC 6 vs North Carolina (3/1/14)

### Free Throws Made

Career 11 vs Wake Forest (1/22/14)  
ACC 11 vs Wake Forest (1/22/14)

### Free Throw Attempts

Career 14 vs Wake Forest (1/22/14)  
ACC 14 vs Wake Forest (1/22/14)

### Rebounds

Career 7 vs UNCG (12/28/13), vs MSU (11/30/14)  
ACC 5 vs Pitt (1/27/15)

### Assists

Career 11, 3x, last vs Duke (2/25/15)  
ACC 11 vs Duke (2/25/15)

### Blocks

Career 1, 6x, last vs Morgan State (11/30/14))  
ACC 1, 3x, last vs North Carolina (3/1/14)

### Steals

Career 3, 3x, last vs Wake Forest (3/10/15)  
ACC 3, 3x, last vs Wake Forest (3/10/15)

\*-ACC games; #-Emerald Coast Classic (Blacksburg, Va.); ^-Emerald Coast Classic (Destin, Fla.); % -Big 10/ACC Challenge;

**2015-16:** Made his first appearance of the season against North Carolina A&T, recording two points and one rebound, with three assists ... Scored two points in 20 minutes of action against Iowa State, adding two defensive rebounds ... Scored five points from the free throw line against UAB en route to seven total points, with a season-high five assists and three rebounds ... Scored four points and dished out five assists in a season-high 31 minutes against Northwestern ... Added two points to four rebounds and two assists and steals against Arkansas-Pine Bluff ... Went a perfect 3-for-3 from the floor en route to seven points and dished out five assists against Radford ... Scored a single point from the free throw line to go along with three assists and a rebound against Lamar ... Moved into the program's top 10 all-time assists list after dishing out four dimes against Grambling State ... Scored one point from the free throw line and grabbed four boards to go alone with three assists against St. Joseph's ... Scored four points on a perfect 2-for-2 from the floor against West Virginia ... Grabbed two rebounds and scored one point from the free throw line against North Carolina State ... Scored two points, grabbed two boards and distributed two assists against Virginia.

**2014-15:** Played in all 33 games, starting 28 ... Had six assists and five points in the opener against Maryland-Eastern Shore ... Scored 13 points and added nine assists against Liberty ... Scored 10 points and added three assists and two steals against Appalachian State ... Had four assists against Northern Iowa ... Scored seven points against Miami (OH) ... Recorded the first double-double of his career with 10 points and 11 assists, also adding seven rebounds against Morgan State ... Had three steals at Penn State ... Scored 11 points and grabbed six rebounds against Radford ... Had 10 points and five rebounds against The Citadel ... Put up 16 points and added six assists against VMI ... Had eight points and five assists against Presbyterian ... Scored seven points at No. 17 West Virginia ... Had 13 points and eight assists against Syracuse ... Never turned the ball over, finishing with seven assists and six points ... Had five assists and four rebounds at No. 6 Louisville ... Scored 11 points against No. 8 Notre Dame ... Grabbed five rebounds and scored seven points against No. 2 Virginia ... Had seven assists, five rebounds and five points in the win over Pitt ... Didn't miss a shot at Wake Forest, finishing the game with 11 points and six assists ... Had five assists and three rebounds at Clemson ... Scored 11 points and grabbed four rebounds at NC State ... Notched the second double-double of his career with 10 points and 11 assists against No. 4 Duke ... Scored eight points and grabbed four rebounds at No. 2 Virginia ... Had five points and five assists against Boston College ... Had five assists and three steals in the Hokies' ACC Tournament win over Wake Forest ... Scored seven points and added four assists against Miami in the ACC Tournament.

**High School:** Won four letters under Coach Adam Kaufman at Montour High School ... Helped his team to the state championship twice, also bringing home a pair of district titles ... Earned First Team All-State honors ... Named Player of the Year by the Pittsburgh Post-Gazette and Tribune Review.

**Personal:** Devin Alexander Wilson ... Born October 17, 1994 in McKees Rocks, Pa. ... Son of Pierre and Romi Wilson ... Has one brother, Christian, who played football at North Carolina ... Plans to study political science.

| Year    | GP | GS | Min  | Avg. | FGM | FGA | Pct. | 3FGM | 3FGA | Pct. | FTM | FTA | Pct. | Off. | Def. | Reb | Avg. | A   | TO  | Blk | Stl | TP  | Avg. |
|---------|----|----|------|------|-----|-----|------|------|------|------|-----|-----|------|------|------|-----|------|-----|-----|-----|-----|-----|------|
| 2013-14 | 31 | 31 | 1081 | 34.9 | 75  | 201 | .373 | 14   | 45   | .311 | 122 | 185 | .659 | 15   | 85   | 100 | 3.2  | 148 | 90  | 5   | 25  | 286 | 9.2  |
| 2014-15 | 33 | 28 | 990  | 30.0 | 63  | 140 | .450 | 8    | 27   | .296 | 79  | 112 | .705 | 13   | 84   | 97  | 2.9  | 140 | 63  | 2   | 29  | 213 | 6.5  |
| 2015-16 | 12 | 4  | 291  | 24.3 | 10  | 26  | .385 | 1    | 8    | .125 | 14  | 22  | .636 | 1    | 22   | 23  | 1.9  | 35  | 13  | 0   | 9   | 35  | 2.9  |
| TOTAL   | 76 | 63 | 2362 | 31.1 | 148 | 367 | .403 | 23   | 80   | .288 | 215 | 319 | .674 | 29   | 191  | 220 | 2.9  | 323 | 166 | 7   | 63  | 534 | 7.0  |



# JUSTIN BIBBS

SOPHOMORE • GUARD • 6-5 • 220  
DAYTON, OHIO • MONTVERDE ACADEMY (FLA.)

# #10



## CAREER HIGHS

### Points

Career 31 vs Grambling State (12/19/15)  
ACC 25 at Florida State (1/6/15)

### Minutes Played

Career 41 vs Northwestern (12/1/15)  
ACC 39 vs Syracuse (1/3/15)

### Field Goals Made

Career 10 vs Grambling State (12/19/15)  
ACC 8, 2x, last at NC State (2/21/15)

### Field Goal Attempts

Career 18 at Syracuse (2/3/15)  
ACC 18 at Syracuse (2/3/15)

### 3-PT Field Goals Made

Career 7 vs Grambling State (12/19/15)  
ACC 4, 2x, last at FSU (1/6/15)

### 3-PT Field Goal Attempts

Career 10 vs Grambling State (12/19/15)  
ACC 9 at Florida State (1/6/15)

### Free Throws Made

Career 8 vs VMI (12/22/14)  
ACC 5 at Florida State (1/6/15)

### Free Throw Attempts

Career 10 vs VMI (12/22/14)  
ACC 7 at Florida State (1/6/15)

### Rebounds

Career 11 vs Syracuse (1/3/15)  
ACC 11 vs Syracuse (1/3/15)

### Assists

Career 4, 4x, last at Syracuse (2/3/15)  
ACC 4 at Syracuse (2/3/15)

### Blocks

Career 1 vs The Citadel (12/20/14)  
ACC N/A

### Steals

Career 2 at Penn State (12/3/14)  
ACC 1, 6x, last vs Wake Forest (3/10/15)

| Opponent            | Min | FG-A-%     | 3FG-A-%   | FT-A-%    | O-D-T | A | TO | Blk | Stl | Pts |
|---------------------|-----|------------|-----------|-----------|-------|---|----|-----|-----|-----|
| ALABAMA STATE#      | 32* | 4-11-.364  | 1-3-.333  | 0-0-.000  | 0-2-2 | 1 | 1  | 0   | 1   | 9   |
| JACKSONVILLE STATE# | 33* | 4-6-.667   | 3-4-.750  | 0-3-.000  | 0-7-7 | 1 | 1  | 0   | 0   | 11  |
| VMI                 | 31* | 4-6-.667   | 2-3-.667  | 1-2-.500  | 0-1-1 | 3 | 0  | 0   | 0   | 11  |
| NORTH CAROLINA A&T  | 25* | 4-10-.400  | 2-2-1.000 | 2-3-.667  | 1-2-3 | 0 | 1  | 0   | 0   | 12  |
| Iowa State^         | 22* | 4-7-.571   | 2-5-.400  | 1-2-.500  | 0-0-0 | 0 | 2  | 0   | 1   | 11  |
| UAB^                | 31* | 3-5-.600   | 2-3-.667  | 0-0-.000  | 0-0-0 | 0 | 1  | 0   | 0   | 8   |
| NORTHWESTERN%       | 41* | 7-11-.636  | 3-5-.600  | 0-0-.000  | 1-1-2 | 1 | 1  | 0   | 0   | 17  |
| ARKANSAS-PINE BLUFF | 23* | 4-4-1.000  | 4-4-1.000 | 1-2-.500  | 1-3-4 | 1 | 1  | 0   | 0   | 13  |
| at Radford          | 34* | 4-9-.444   | 1-2-.500  | 2-5-.400  | 0-2-2 | 1 | 0  | 0   | 0   | 11  |
| LAMAR               | 25* | 6-12-.500  | 5-9-.555  | 0-0-.000  | 0-4-4 | 1 | 0  | 0   | 0   | 17  |
| GRAMBLING STATE     | 29* | 10-14-.714 | 7-10-.700 | 4-4-1.000 | 1-1-2 | 0 | 0  | 0   | 1   | 31  |
| St. Joseph's        | 35* | 4-9-.444   | 0-2-.000  | 0-0-.000  | 0-0-0 | 1 | 0  | 0   | 0   | 8   |
| WEST VIRGINIA       | 30* | 1-4-.250   | 1-3-.333  | 2-2-1.000 | 0-3-3 | 2 | 4  | 0   | 0   | 5   |
| NC STATE            | 30* | 0-5-.000   | 0-3-.000  | 2-2-1.000 | 0-2-2 | 0 | 0  | 0   | 0   | 2   |
| VIRGINIA            | 33* | 6-10-.600  | 4-5-.800  | 0-0-.000  | 0-0-0 | 2 | 1  | 0   | 0   | 16  |
| at Duke             |     |            |           |           |       |   |    |     |     |     |
| WAKE FOREST         |     |            |           |           |       |   |    |     |     |     |
| at Georgia Tech     |     |            |           |           |       |   |    |     |     |     |
| at Notre Dame       |     |            |           |           |       |   |    |     |     |     |
| NORTH CAROLINA      |     |            |           |           |       |   |    |     |     |     |
| LOUISVILLE          |     |            |           |           |       |   |    |     |     |     |
| at Pittsburgh       |     |            |           |           |       |   |    |     |     |     |
| at Syracuse         |     |            |           |           |       |   |    |     |     |     |
| CLEMSON             |     |            |           |           |       |   |    |     |     |     |
| at Virginia         |     |            |           |           |       |   |    |     |     |     |
| at Miami            |     |            |           |           |       |   |    |     |     |     |
| FLORIDA STATE       |     |            |           |           |       |   |    |     |     |     |
| at Boston College   |     |            |           |           |       |   |    |     |     |     |
| at Wake Forest      |     |            |           |           |       |   |    |     |     |     |
| PITTSBURGH          |     |            |           |           |       |   |    |     |     |     |
| MIAMI               |     |            |           |           |       |   |    |     |     |     |

\*- ACC games; # - Emerald Coast Classic (Blacksburg, Va.); ^- Emerald Coast Classic (Destin, Fla.); % - Big 10/ACC Challenge;

**2015-16:** Played in six games, making six starts thus far ... Scored 9 points in the season debut, adding two rebounds against Alabama State ... Had 11 points shooting 4-for-6 from the floor and 3-for-4 from three-point land while grabbing a season-high seven boards against Jacksonville State ... Scored 11 points and dished out a season high three assists against VMI ... Made it three straight games in double-figure scoring with 12 points on 4-for-10 from the floor and a perfect 2-for-2 from downtown against North Carolina A&T ... Added 11 points in 22 minutes on 4-for-7 from the floor ... Scored eight points, including two three-pointers, in the OT win over UAB ... Played a career-high 41 minutes against Northwestern, scoring a season high 17 points on 7-for-11 from the field ... Was a perfect 4-for-4 from the field for 13 points and four boards against Arkansas-Pine Bluff ... Scored 11 points for three consecutive games in double digits while grabbing two rebounds against Radford ... Scored 17 points and tied a career high with five from three point range against Lamar ... Had a career night against Grambling State, scoring 31 points including seven three-point field goals and a perfect 4-of-4 from the free throw line ... Scored eight points and dished out one assist against St. Joseph's ... Picked up two points from the free throw line, five total, and snagged three rebounds against West Virginia ... Scored two points from the free throw line in the final seconds against North Carolina State ... Shot 4-of-5 from three point range en route to 16 points against Virginia.

**2014-15:** Played in 29 games, making 20 starts ... Scored 15 points in his collegiate debut against Maryland-Eastern Shore ... Had 10 points and two rebounds against Liberty ... Made it three straight games scoring in double figures with 10 points against Appalachian State ... Had eight points against Northern Iowa ... Went 5-for-6 from three en route to a 22-point outing against Miami (OH) ... Grabbed five rebounds and added eight points against Morgan State ... Had 16 points, five rebounds and two steals at Penn State ... Had 10 points and four rebounds against Radford ... Scored 11 points and added four assists against Alabama A&M ... Blocked the final shot of the game to seal the win and scored nine points against The Citadel ... Put up 20 points and grabbed four rebounds against VMI ... Had 13 points, six rebounds and four assists against Presbyterian ... Was named ACC Rookie of the Week (12/29) ... Notched the first double-double of his career with 22 points and 11 rebounds against Syracuse ... Continued to roll in ACC play, scoring 25 points at Florida State ... Came off the bench for the first time, scoring 15 points and grabbing four rebounds at No. 6 Louisville ... Missed the game at No. 15 North Carolina and against No. 8 Notre Dame, No. 2 Virginia and Pitt due to a concussion ... Returned to action at Wake Forest, scoring 10 points ... Led the Hokies with 19 points, adding six rebounds and four assists at Syracuse ... Returned to the starting lineup and scored eight points against Georgia Tech ... Scored 11 points at Miami ... Led the way with 19 points and added five rebounds at NC State ... Scored 10 points and added four rebounds off the bench against No. 4 Duke ... Scored 11 points against Miami ... Scored nine points in the Hokies' ACC Tournament win over Wake Forest.

**High School:** Won two letters at Chaminade Julienne before spending the final two years of his high school career at national powerhouse Montverde Academy ... Claimed back-to-back national championships at Montverde, helping his team to a 28-0 record as a senior ... Ranked as a top 40 shooting guard nationally by 247sports.com, Rivals.com and ESPN.


**Personal:** Justin Michael Bibbs ... Born Jan. 14, 1996 in Dayton, Ohio ... Son of Vincent and Gayle Bibbs ... Has a brother, Jonathan ... Uncle is NFL Hall of Famer Michael Haynes ... Plans to study art and graphic design.

| Year    | GP | -GS | Min  | -Avg. | FGM | -FGA | -Pct. | 3FGM | -FGA | -Pct. | FTM | -FTA | -Pct. | Off. | Def. | Reb | -Avg. | A  | TO | Blk | Stl | TP  | Avg. |
|---------|----|-----|------|-------|-----|------|-------|------|------|-------|-----|------|-------|------|------|-----|-------|----|----|-----|-----|-----|------|
| 2014-15 | 29 | 20  | 863  | 29.8  | 119 | 279  | .427  | 45   | 109  | .413  | 49  | 75   | .653  | 10   | 77   | 87  | 3.0   | 52 | 56 | 1   | 11  | 332 | 11.4 |
| 2015-16 | 15 | 14  | 454  | 30.3  | 65  | 123  | .528  | 37   | 63   | .587  | 15  | 25   | .600  | 4    | 28   | 32  | 2.1   | 14 | 13 | 0   | 3   | 182 | 12.1 |
| TOTAL   | 44 | 34  | 1317 | 29.9  | 184 | 402  | .458  | 82   | 172  | .477  | 64  | 100  | .640  | 14   | 105  | 119 | 2.7   | 66 | 69 | 1   | 14  | 514 | 11.7 |

# AHMED HILL

SOPHOMORE • GUARD • 6-5 • 195  
AUGUSTA, GA. • AQUINAS

# #13



| Opponent            | Min | FG-A-% | 3FG-A-%     | FT-A-% | O-D-T | A | TO | Blk | Stl | Pts |
|---------------------|-----|--------|-------------|--------|-------|---|----|-----|-----|-----|
| ALABAMA STATE#      |     |        | --- DNP --- |        |       |   |    |     |     |     |
| JACKSONVILLE STATE# |     |        | --- DNP --- |        |       |   |    |     |     |     |
| VMI                 |     |        | --- DNP --- |        |       |   |    |     |     |     |
| NORTH CAROLINA A&T  |     |        | --- DNP --- |        |       |   |    |     |     |     |
| Iowa State^         |     |        | --- DNP --- |        |       |   |    |     |     |     |
| UAB^                |     |        | --- DNP --- |        |       |   |    |     |     |     |
| NORTHWESTERN%       |     |        | --- DNP --- |        |       |   |    |     |     |     |
| ARKANSAS-PINE BLUFF |     |        | --- DNP --- |        |       |   |    |     |     |     |
| at Radford          |     |        | --- DNP --- |        |       |   |    |     |     |     |
| LAMAR               |     |        | --- DNP --- |        |       |   |    |     |     |     |
| GRAMBLING STATE     |     |        | --- DNP --- |        |       |   |    |     |     |     |
| St. Joseph's        |     |        | --- DNP --- |        |       |   |    |     |     |     |
| WEST VIRGINIA       |     |        | --- DNP --- |        |       |   |    |     |     |     |
| NC STATE            |     |        | --- DNP --- |        |       |   |    |     |     |     |
| VIRGINIA            |     |        | --- DNP --- |        |       |   |    |     |     |     |
| at Duke             |     |        |             |        |       |   |    |     |     |     |
| WAKE FOREST         |     |        |             |        |       |   |    |     |     |     |
| at Georgia Tech     |     |        |             |        |       |   |    |     |     |     |
| at Notre Dame       |     |        |             |        |       |   |    |     |     |     |
| NORTH CAROLINA      |     |        |             |        |       |   |    |     |     |     |
| LOUISVILLE          |     |        |             |        |       |   |    |     |     |     |
| at Pittsburgh       |     |        |             |        |       |   |    |     |     |     |
| at Syracuse         |     |        |             |        |       |   |    |     |     |     |
| CLEMSON             |     |        |             |        |       |   |    |     |     |     |
| at Virginia         |     |        |             |        |       |   |    |     |     |     |
| at Miami            |     |        |             |        |       |   |    |     |     |     |
| FLORIDA STATE       |     |        |             |        |       |   |    |     |     |     |
| at Boston College   |     |        |             |        |       |   |    |     |     |     |
| at Wake Forest      |     |        |             |        |       |   |    |     |     |     |
| PITTSBURGH          |     |        |             |        |       |   |    |     |     |     |
| MIAMI               |     |        |             |        |       |   |    |     |     |     |

## CAREER HIGHS

### Points

Career 19 vs Florida State (2/7/15)  
ACC 19 vs Florida State (2/7/15)

### Minutes Played

Career 43 vs Pitt (1/27/15)  
ACC 43 vs Pitt (1/27/15)

### Field Goals Made

Career 6 vs FSU (2/7/15), vs Miami (3/7/15)  
ACC 6 vs FSU (2/7/15), vs Miami (3/7/15)

### Field Goal Attempts

Career 14 vs Notre Dame (1/22/15)  
ACC 14 vs Notre Dame (1/22/15)

### 3-PT Field Goals Made

Career 4 vs Florida State (2/7/15)  
ACC 4 vs Florida State (2/7/15)

### 3-PT Field Goal Attempts

Career 7 vs Florida State (2/7/15)  
ACC 7 vs Florida State (2/7/15)

### Free Throws Made

Career 8 vs PC (12/27/14)  
ACC 5 vs Pitt (1/27/15), vs Miami (3/7/15)

### Free Throw Attempts

Career 11 vs PC (12/27/14)  
ACC 7 vs Pitt (1/27/15)

### Rebounds

Career 9 at Penn State (12/3/14)  
ACC 8 vs Pitt (1/27/15)

### Assists

Career 4 vs RU (12/7/14), vs ND (1/22/15)  
ACC 4 vs Notre Dame (1/22/15)

### Blocks

Career 1, 3x, last at Miami (2/18/15)  
ACC 1 at UL (1/13/15), at Miami (2/18/15)

### Steals

Career 3 at North Carolina (1/18/15)  
ACC 3 at North Carolina (1/18/15)

\*- ACC games; # - Emerald Coast Classic (Blacksburg, Va.); ^ - Emerald Coast Classic (Destin, Fla.); % - Big 10/ACC Challenge;

**2014-15:** Played in all 33 games, making 30 starts ... Scored 11 points and grabbed five rebounds in the opener against Maryland-Eastern Shore ... Scored nine points and added three rebounds against Appalachian State ... Had nine points in his first career start against Northern Iowa ... Had five points and four rebounds against Miami (OH) ... Scored 12 points and grabbed five rebounds against Morgan State ... Had nine boards and six points at Penn State ... Had four assists and four points against Radford ... Scored eight points and added three assists against Alabama A&M ... Had nine points and seven rebounds against The Citadel ... Had 10 points and six rebounds against VMI ... Scored 18 points and added six boards against Presbyterian ... Had eight points and three rebounds against Syracuse ... Scored 14 points and brought down seven rebounds at No. 6 Louisville ... Had seven points and three steals at No. 15 North Carolina ... Had 13 points, four assists and five rebounds against No. 8 Notre Dame ... Scored seven points against No. 2 Virginia ... Had 10 points and eight rebounds in the win over Pitt ... Scored 11 points, adding five rebounds and three assists at Wake Forest ... Helped lead Tech with 19 points, including four threes, against Florida State ... Scored seven points at Clemson and at NC State ... Had 11 points and three assists against No. 4 Duke ... Scored 10 points and grabbed four rebounds at No. 2 Virginia ... Had seven points, three assists and three rebounds against Boston College ... Was perfect from the free throw line en route to a 17-point performance against Miami ... Put up 12 points for the Hokies in their ACC Tournament win over Wake Forest ... Scored 10 points and added six rebounds against Miami in the ACC Tournament.

**High School:** Played three years at Aquinas High School after transferring following his freshman year ... Is the third-leading scorer in the state of Georgia, scoring 3,024 points through his high school career ... Helped his team to a 22-7 record and state semifinal appearance as a senior ... Was a three-time All-Area and two-time All-State honoree ... Helped his team claim conference and regional championships as a junior, averaging 30.0 ppg and 12.0 rpg ... Was a four-star recruit according to ESPN, 24-7 Sports and Rivals.com ... Played AAU for Southern Stampedede.

**Personal:** Ahmed Hill ... Born March 21, 1995 in Fort Valley, Georgia ... Son of Donna Hill ... Has two siblings, Braxton and Ducey ... Majoring in communications.

| Year    | GP | -GS | Min | -Avg. | FGM | -FGA | -Pct. | 3FG | -FGA | -Pct. | FTM | -FTA | -Pct. | Off. | Def. | Reb | -Avg. | A  | TO | Blk | Stl | TP  | Avg. |
|---------|----|-----|-----|-------|-----|------|-------|-----|------|-------|-----|------|-------|------|------|-----|-------|----|----|-----|-----|-----|------|
| 2014-15 | 33 | 30  | 978 | 29.6  | 99  | 248  | .399  | 32  | 83   | .386  | 58  | 84   | .690  | 35   | 87   | 122 | 3.7   | 51 | 51 | 4   | 15  | 288 | 8.7  |
| TOTAL   | 33 | 30  | 978 | 29.6  | 99  | 248  | .399  | 32  | 83   | .386  | 58  | 84   | .690  | 35   | 87   | 122 | 3.7   | 51 | 51 | 4   | 15  | 288 | 8.7  |

# JALEN HUDSON

SOPHOMORE • GUARD • 6-5 • 195  
RICHMOND, VA. • ST. VINCENT-ST.MARY (OHIO)

# #23



| Opponent            | Min | FG-A-%     | 3FG-A-%   | FT-A-%    | O-D-T | A | TO | Blk | Stl | Pts |
|---------------------|-----|------------|-----------|-----------|-------|---|----|-----|-----|-----|
| ALABAMA STATE#      | 15* | 1-2-.500   | 0-0-.000  | 1-1-1.000 | 1-0-1 | 0 | 2  | 0   | 0   | 3   |
| JACKSONVILLE STATE# | 12  | 0-3-.000   | 0-1-.000  | 0-0-.000  | 0-0-0 | 1 | 1  | 0   | 0   | 0   |
| VMI                 | 5   | 0-0-.000   | 0-0-.000  | 0-0-.000  | 0-0-0 | 0 | 0  | 0   | 0   | 0   |
| NORTH CAROLINA A&T  | 16  | 0-2-.000   | 0-2-.000  | 2-3-.667  | 0-0-0 | 1 | 1  | 0   | 0   | 2   |
| Iowa State^         | 18  | 2-5-.400   | 0-1-.000  | 3-4-.750  | 0-3-3 | 1 | 0  | 0   | 1   | 7   |
| UAB^                | 17  | 1-2-.500   | 1-1-1.000 | 0-0-.000  | 1-1-2 | 1 | 2  | 0   | 2   | 7   |
| NORTHWESTERN%       | 25  | 3-6-.500   | 0-1-.000  | 2-4-.500  | 2-4-6 | 0 | 1  | 0   | 0   | 8   |
| ARKANSAS-PINE BLUFF | 25* | 3-4-.750   | 2-2-1.000 | 7-11-.636 | 1-3-4 | 2 | 4  | 0   | 5   | 15  |
| at Radford          | 23* | 5-9-.555   | 0-0-.000  | 2-5-.400  | 0-2-2 | 2 | 1  | 1   | 3   | 12  |
| LAMAR               | 24* | 5-10-.500  | 2-5-.400  | 2-5-.400  | 1-0-1 | 0 | 2  | 0   | 0   | 14  |
| GRAMBLING STATE     | 9   | 1-5-.200   | 1-2-.500  | 1-2-.500  | 0-0-0 | 0 | 3  | 0   | 0   | 4   |
| St. Joseph's        | 22  | 3-9-.333   | 0-4-.000  | 1-1-1.000 | 1-2-3 | 0 | 1  | 1   | 1   | 7   |
| WEST VIRGINIA       | 21* | 2-5-.400   | 1-2-.500  | 4-6-.667  | 1-0-1 | 0 | 0  | 1   | 0   | 9   |
| NC STATE            | 28* | 10-21-.476 | 1-5-.200  | 2-3-.667  | 2-1-3 | 0 | 1  | 1   | 0   | 23  |
| VIRGINIA            | 15* | 0-2-.000   | 0-1-.000  | 2-2-1.000 | 0-0-0 | 0 | 1  | 0   | 1   | 2   |
| at Duke             |     |            |           |           |       |   |    |     |     |     |
| WAKE FOREST         |     |            |           |           |       |   |    |     |     |     |
| at Georgia Tech     |     |            |           |           |       |   |    |     |     |     |
| at Notre Dame       |     |            |           |           |       |   |    |     |     |     |
| NORTH CAROLINA      |     |            |           |           |       |   |    |     |     |     |
| LOUISVILLE          |     |            |           |           |       |   |    |     |     |     |
| at Pittsburgh       |     |            |           |           |       |   |    |     |     |     |
| at Syracuse         |     |            |           |           |       |   |    |     |     |     |
| CLEMSON             |     |            |           |           |       |   |    |     |     |     |
| at Virginia         |     |            |           |           |       |   |    |     |     |     |
| at Miami            |     |            |           |           |       |   |    |     |     |     |
| FLORIDA STATE       |     |            |           |           |       |   |    |     |     |     |
| at Boston College   |     |            |           |           |       |   |    |     |     |     |
| at Wake Forest      |     |            |           |           |       |   |    |     |     |     |
| PITTSBURGH          |     |            |           |           |       |   |    |     |     |     |
| MIAMI               |     |            |           |           |       |   |    |     |     |     |

## CAREER HIGHS

### Points

Career 32 vs Wake Forest (3/10/15)  
ACC 32 vs Wake Forest (3/10/15)

### Minutes Played

Career 30 at SU (2/3/15), vs Duke (2/25/15)  
ACC 30 at SU (2/3/15), vs Duke (2/25/15)

### Field Goals Made

Career 10 vs Wake Forest (3/10/15)  
ACC 10, 2x, last vs NC State (1/2/16)

### Field Goal Attempts

Career 21 vs NC State (1/2/16)  
ACC 21 vs NC State (1/2/16)

### 3-PT Field Goals Made

Career 3 vs Duke (2/25/15)  
ACC 3 vs Duke (2/25/15)

### 3-PT Field Goal Attempts

Career 5, 4x, last vs NC State (1/2/16)  
ACC 5, 3x, last vs NC State (1/2/16)

### Free Throws Made

Career 10 vs Wake Forest (3/10/15)  
ACC 10 vs Wake Forest (3/10/15)

### Free Throw Attempts

Career 11 vs Arkansas-Pine Bluff (12/5/15)  
ACC 10 vs Wake Forest (3/10/15)

### Rebounds

Career 7 at Syracuse (2/3/15)  
ACC 7 at Syracuse (2/3/15)

### Assists

Career 4 at UNC (1/18/15), vs Miami (3/7/15)  
ACC 4 at UNC (1/18/15), vs Miami (3/7/15)

### Blocks

Career 2, 3x, last vs VMI (12/22/14)  
ACC 1, 4x, last vs NC State (1/2/16)

### Steals

Career 5 vs Arkansas-Pine Bluff (12/5/15)  
ACC 2 at North Carolina (1/18/15)

\*- ACC games; # - Emerald Coast Classic (Blacksburg, Va.); ^- Emerald Coast Classic (Destin, Fla.); % - Big 10/ACC Challenge;

**2015-16:** Scored three points in 15 minutes in the season opener against Alabama State ... picked up two points from the charity stripe with one assist against North Carolina A&T ... Scored seven points with three rebounds against Iowa State ... Added seven points with an assist and two steals against UAB ... Scored a season-high eight points and grabbed a best six boards against Northwestern ... Notched 15 points, including seven from the charity stripe, and 3-for-4 from the field, to go along with a career-high 5 steals, four boards and two dimes against Arkansas-Pine Bluff ... Drained 12 points to go along with three steals and two boards against Radford ... Scored in double digits for the third consecutive game with 14 points on 5-of-10 from the field against Lamar ... Scored four points against Grambling State ... Drained seven points from the floor and snagged three rebounds against Lamar ... Picked up four points from the line en route to nine points and a block against West Virginia ... Had a career night against NC State, scoring 23 points on 10-for-21 with three rebounds in the overtime win ... Recorded one steal and scored two points from the free throw line against Virginia.

**2014-15:** Played in 32 games, making three starts ... Had four points and three rebounds in the opener against Maryland-Eastern Shore ... Scored seven points and blocked two shots against Liberty ... Had five points, four rebounds and three assists in 14 minutes against Appalachian State Had three points and three assists against Northern Iowa ... Scored three points and added three rebounds against Miami (OH) ... Scored six points at Penn State ... Had three steals and nine points against Radford ... Scored eight points and grabbed four rebounds against The Citadel ... Scored 12 points and blocked two shots in the win over VMI ... Put up 15 points against Presbyterian ... Did not play against Syracuse due to back pains ... Returned at Florida State and scored four points in limited action ... Had five points, two rebounds and two assists at No. 6 Louisville ... Had eight points and four assists at No. 15 North Carolina ... Scored 12 points in his first career start against No. 8 Notre Dame .. Scored four points and grabbed two rebounds in limited action at Wake Forest ... Impressed at Syracuse with 18 points, seven rebounds and three assists ... Added seven points and three rebounds for the Hokies against Florida State ... Scored six points in the win over Georgia Tech ... Scored six points at Clemson ... Scored nine straight first-half points en-route to a 23-point performance, adding six rebounds against No. 4 Duke ... Had four assists and nine points against Miami ... Went off for 32 points, going 10-for-10 from the free throw line, to help the Hokies pick up a first-round ACC Tournament win over Wake Forest.

**High School:** Won two letters at St. Vincent-St. Mary after transferring from Benedictine High School in Richmond prior to his junior year ... Averaged 18.0 ppg and 5.5 rpg in his senior season... Named to the Division II All-Ohio and Northeast Inland District first teams as a senior ... Helped lead his team to the D-II state finals as a junior, and semifinals as a senior ... Played AAU with Team Loaded (NC).

**Personal:** Born May 21, 1996 in Akron, Ohio ... Son of Jerry and Teresa Hudson ... Has two sisters, Chanel and Briana ... Sister Briana ran track at North Carolina ... Plans to study business.

| Year    | GP | -GS | Min | -Avg. | FGM | -FGA | -Pct. | 3FG | -FGA | -Pct. | FTM | -FTA | -Pct. | Off. | Def. | Reb | -Avg. | A  | TO | Blk | Stl | TP  | Avg. |
|---------|----|-----|-----|-------|-----|------|-------|-----|------|-------|-----|------|-------|------|------|-----|-------|----|----|-----|-----|-----|------|
| 2014-15 | 32 | 3   | 535 | 16.7  | 80  | 167  | .479  | 15  | 53   | .283  | 47  | 73   | .644  | 23   | 40   | 63  | 2.0   | 37 | 51 | 10  | 17  | 222 | 6.9  |
| 2015-16 | 15 | 7   | 275 | 18.3  | 36  | 85   | .424  | 8   | 27   | .296  | 29  | 47   | .617  | 10   | 16   | 26  | 1.7   | 8  | 20 | 4   | 13  | 109 | 7.3  |
| TOTAL   | 47 | 10  | 810 | 17.2  | 116 | 252  | .460  | 23  | 80   | .288  | 76  | 120  | .633  | 33   | 56   | 89  | 1.9   | 45 | 71 | 14  | 30  | 331 | 7.0  |



# SATCHEL PIERCE

SOPHOMORE • FORWARD • 7-0 • 255  
BARBERTON, OHIO • KISKI SCHOOL (PA.)

# #21



| Opponent            | Min | FG-A-%    | 3FG-A-%     | FT-A-%    | O-D-T | A | TO | Blk | Stl | Pts |
|---------------------|-----|-----------|-------------|-----------|-------|---|----|-----|-----|-----|
| ALABAMA STATE#      | 5   | 2-3-.667  | 0-0-.000    | 1-1-1.000 | 1-2-3 | 0 | 1  | 2   | 0   | 5   |
| JACKSONVILLE STATE# |     |           | --- DNP --- |           |       |   |    |     |     |     |
| VMI                 | 2   | 0-0-.000  | 0-0-.000    | 0-0-.000  | 0-0-0 | 0 | 2  | 0   | 0   | 0   |
| NORTH CAROLINA A&T  | 5   | 0-0-.000  | 0-0-.000    | 0-0-.000  | 0-1-1 | 1 | 0  | 0   | 0   | 0   |
| Iowa State^         | 3   | 0-1-.000  | 0-0-.000    | 0-0-.000  | 0-0-0 | 0 | 0  | 0   | 0   | 0   |
| UAB^                |     |           | --- DNP --- |           |       |   |    |     |     |     |
| NORTHWESTERN%       | 19  | 2-2-1.000 | 0-0-.000    | 2-2-1.000 | 2-5-7 | 0 | 0  | 0   | 0   | 6   |
| ARKANSAS-PINE BLUFF | 11  | 1-1-1.000 | 0-0-.000    | 0-0-.000  | 1-1-2 | 0 | 0  | 1   | 0   | 2   |
| at Radford          |     |           | --- DNP --- |           |       |   |    |     |     |     |
| LAMAR               | 2   | 1-1-1.000 | 0-0-.000    | 0-1-.000  | 1-0-1 | 0 | 1  | 0   | 0   | 2   |
| GRAMBLING STATE     |     |           | --- DNP --- |           |       |   |    |     |     |     |
| St. Joseph's        |     |           | --- DNP --- |           |       |   |    |     |     |     |
| WEST VIRGINIA       | 13  | 2-3-.667  | 0-0-.000    | 0-0-.000  | 0-0-0 | 0 | 2  | 0   | 0   | 4   |
| NC STATE            | 2   | 0-0-.000  | 0-0-.000    | 0-0-.000  | 0-0-0 | 0 | 0  | 0   | 0   | 0   |
| VIRGINIA            |     |           | --- DNP --- |           |       |   |    |     |     |     |
| at Duke             |     |           |             |           |       |   |    |     |     |     |
| WAKE FOREST         |     |           |             |           |       |   |    |     |     |     |
| at Georgia Tech     |     |           |             |           |       |   |    |     |     |     |
| at Notre Dame       |     |           |             |           |       |   |    |     |     |     |
| NORTH CAROLINA      |     |           |             |           |       |   |    |     |     |     |
| LOUISVILLE          |     |           |             |           |       |   |    |     |     |     |
| at Pittsburgh       |     |           |             |           |       |   |    |     |     |     |
| at Syracuse         |     |           |             |           |       |   |    |     |     |     |
| CLEMSON             |     |           |             |           |       |   |    |     |     |     |
| at Virginia         |     |           |             |           |       |   |    |     |     |     |
| at Miami            |     |           |             |           |       |   |    |     |     |     |
| FLORIDA STATE       |     |           |             |           |       |   |    |     |     |     |
| at Boston College   |     |           |             |           |       |   |    |     |     |     |
| at Wake Forest      |     |           |             |           |       |   |    |     |     |     |
| PITTSBURGH          |     |           |             |           |       |   |    |     |     |     |
| MIAMI               |     |           |             |           |       |   |    |     |     |     |

\*- ACC games; # - Emerald Coast Classic (Blacksburg, Va.); ^ - Emerald Coast Classic (Destin, Fla.); % - Big 10/ACC Challenge;

**2015-16:** Scored five points in as many minutes while grabbing three boards against Alabama State in the season opener ... Dished out one assist against North Carolina A&T ... Grabbed a career-high seven boards, including five off the defensive glass, to go along with six points on a perfect record from the field against Northwestern ... Scored two points with two boards in 11 minutes against Arkansas-Pine Bluff ... Scored two points in as many minutes against Lamar ... Contributed four points against West Virginia ... Saw two minutes of action against NC State.

**2014-15:** Played in 31 games, making seven starts ... Had four points and two blocks against Maryland-Eastern Shore ... Scored five points and grabbed three rebounds against Appalachian State ... Had four points against Northern Iowa ... Scored six points and added four rebounds against Miami (OH) ... Had four points against Alabama A&M ... Grabbed three rebounds and blocked a shot against The Citadel ... Scored six points and grabbed four rebounds against Presbyterian ... Put up 10 points and grabbed five rebounds at No. 17 West Virginia ... Had four points and four rebounds against Syracuse ... Scored five points and added three rebounds at Florida State ... Made his first career start at No. 6 Louisville, scoring six points and grabbing four rebounds ... Brought down six rebounds and scored four points against No. 8 Notre Dame ... Scored eight point and gave the Hokies great play on defense against No. 4 Duke ... Had five points and two rebounds against Boston College. ... Had a career day against Miami, scoring 13 points and grabbing seven rebounds.

**High School:** Won a letter in each of his two years at The Kiski School, where he helped lead Kiski to two state championship runner-up finishes ... Ranked as a three-star center ... Invited to NBAPA Top 100 Camp ... Played one year of AUU ball for Team Adidas PA ... Was selected to play basketball with World Vision Sports in China for 3 weeks in March 2014 ... Was a McDonald's All-American nominee.

**Personal:** Satchel Paige Pierce ... Born Nov. 16, 1994 in Barberton, Ohio ... Son of Eddie and Tina Pierce ... Has an older brother, Eddie ... Plans to study business.

## CAREER HIGHS

### Points

Career 13 vs Miami (3/7/15)  
ACC 13 vs Miami (3/7/15)

### Minutes Played

Career 31 vs Duke (2/25/15)  
ACC 31 vs Duke (2/25/15)

### Field Goals Made

Career 5 at WVU (12/30/14), vs Miami (3/7/15)  
ACC 5 vs Miami (3/7/15)

### Field Goal Attempts

Career 8 vs Miami (3/7/15)  
ACC 8 vs Miami (3/7/15)

### 3-PT Field Goals Made

Career N/A  
ACC N/A

### 3-PT Field Goal Attempts

Career N/A  
ACC N/A

### Free Throws Made

Career 4 vs Miami (OH) (11/26/14)  
ACC 3 vs Miami (3/7/15)

### Free Throw Attempts

Career 4, 4x, last vs Miami (3/7/15)  
ACC 4 vs Miami (3/7/15)

### Rebounds

Career 7, 2x, last vs Northwestern (12/1/15)  
ACC 7 vs Miami (3/7/15)

### Assists

Career 3 at Louisville (1/13/15)  
ACC 3 at Louisville (1/13/15)

### Blocks

Career 2, 7x, last vs Alabama State (11/14/15)  
ACC 2, 5x, last vs Miami (3/7/15)

### Steals

Career 1, 6x, last at North Carolina (1/18/15)  
ACC 1, 2x, last at UNC (1/18/15)

| Year    | GP | -GS | Min | -Avg. | FGM | -FGA | -Pct. | 3FGM | -FGA | -Pct. | FTM | -FTA | -Pct. | Off. | Def. | Reb | -Avg. | A  | TO | Blk | Stl | TP  | Avg. |
|---------|----|-----|-----|-------|-----|------|-------|------|------|-------|-----|------|-------|------|------|-----|-------|----|----|-----|-----|-----|------|
| 2014-15 | 31 | 7   | 428 | 13.8  | 39  | 81   | .481  | 0    | 0    | .000  | 21  | 33   | .636  | 35   | 39   | 74  | 2.4   | 14 | 39 | 23  | 6   | 99  | 3.2  |
| 2015-16 | 9  | 0   | 62  | 6.9   | 8   | 11   | .727  | 0    | 0    | .000  | 3   | 4    | .750  | 4    | 9    | 13  | 1.4   | 1  | 6  | 3   | 0   | 19  | 2.1  |
| TOTAL   | 40 | 7   | 490 | 12.3  | 47  | 92   | .511  | 0    | 0    | .000  | 24  | 37   | .649  | 39   | 48   | 87  | 2.2   | 15 | 45 | 26  | 6   | 118 | 3.0  |

# GREG DONLON

R - JUNIOR • FORWARD • 6-8 • 230  
MIDLOTHIAN, VA. • COSBY

# #14



| Opponent            | Min | FG-A-%    | 3FG-A-%     | FT-A-%    | O-D-T | A | TO | Blk | Stl | Pts |
|---------------------|-----|-----------|-------------|-----------|-------|---|----|-----|-----|-----|
| ALABAMA STATE#      |     |           | --- DNP --- |           |       |   |    |     |     |     |
| JACKSONVILLE STATE# |     |           | --- DNP --- |           |       |   |    |     |     |     |
| VMI                 |     |           | --- DNP --- |           |       |   |    |     |     |     |
| NORTH CAROLINA A&T  | 2   | 2-2-1.000 | 0-0-.000    | 0-0-.000  | 0-0-0 | 0 | 1  | 0   | 0   | 4   |
| Iowa State^         |     |           | --- DNP --- |           |       |   |    |     |     |     |
| UAB^                |     |           | --- DNP --- |           |       |   |    |     |     |     |
| NORTHWESTERN%       |     |           | --- DNP --- |           |       |   |    |     |     |     |
| ARKANSAS-PINE BLUFF | 2   | 0-0-.000  | 0-0-.000    | 0-0-.000  | 0-2-2 | 0 | 0  | 0   | 0   | 0   |
| at Radford          |     |           | --- DNP --- |           |       |   |    |     |     |     |
| LAMAR               | 1   | 0-1-.000  | 0-0-.000    | 0-0-.000  | 1-0-1 | 0 | 0  | 0   | 0   | 0   |
| GRAMBLING STATE     | 1   | 1-1-1.000 | 0-0-.000    | 2-2-1.000 | 0-1-1 | 0 | 0  | 0   | 0   | 4   |
| St. Joseph's        |     |           | --- DNP --- |           |       |   |    |     |     |     |
| WEST VIRGINIA       |     |           | --- DNP --- |           |       |   |    |     |     |     |
| NC STATE            |     |           | --- DNP --- |           |       |   |    |     |     |     |
| VIRGINIA            |     |           | --- DNP --- |           |       |   |    |     |     |     |
| at Duke             |     |           |             |           |       |   |    |     |     |     |
| WAKE FOREST         |     |           |             |           |       |   |    |     |     |     |
| at Georgia Tech     |     |           |             |           |       |   |    |     |     |     |
| at Notre Dame       |     |           |             |           |       |   |    |     |     |     |
| NORTH CAROLINA      |     |           |             |           |       |   |    |     |     |     |
| LOUISVILLE          |     |           |             |           |       |   |    |     |     |     |
| at Pittsburgh       |     |           |             |           |       |   |    |     |     |     |
| at Syracuse         |     |           |             |           |       |   |    |     |     |     |
| CLEMSON             |     |           |             |           |       |   |    |     |     |     |
| at Virginia         |     |           |             |           |       |   |    |     |     |     |
| at Miami            |     |           |             |           |       |   |    |     |     |     |
| FLORIDA STATE       |     |           |             |           |       |   |    |     |     |     |
| at Boston College   |     |           |             |           |       |   |    |     |     |     |
| at Wake Forest      |     |           |             |           |       |   |    |     |     |     |
| PITTSBURGH          |     |           |             |           |       |   |    |     |     |     |
| MIAMI               |     |           |             |           |       |   |    |     |     |     |

\*- ACC games; # - Emerald Coast Classic (Blacksburg, Va.); ^ - Emerald Coast Classic (Destin, Fla.); % - Big 10/ACC Challenge;

**2015-16:** Scored four points in two minutes of play, on a perfect 2-for-2 from the paint, against North Carolina A&T in his season debut ... Grabbed two boards off the defensive glass against Arkansas-Pine Bluff ... Snagged one rebound against Lamar ... Scored four points against Grambling State.

**2014-15:** Redshirted the 2014-15 season.

**2013-14:** Played in 11 games ... Took a shot against No. 1 Michigan State ... Scored his first career field goal and grabbed a rebound in the win over Radford ... Made a free throw against UMES ... Grabbed a rebound at Virginia ... Had one rebound against Maryland.

**High School:** Was a two-year letterwinner at Cosby High School ... Captained the team as a senior ... Helped his team to a district championship ... Was a member of the National Honor Society.

**Personal:** Gregory Thomas Donlon ... Son of Matt and Kim Donlon ... Born February 3, 1994 in Virginia ... Has a younger brother ... Is studying biology with the plan to become a sports medicine doctor..

## CAREER HIGHS

### Points

Career 13 vs Miami (3/7/15)  
ACC 13 vs Miami (3/7/15)

### Minutes Played

Career 31 vs Duke (2/25/15)  
ACC 31 vs Duke (2/25/15)

### Field Goals Made

Career 5 at WVU (12/30/14), vs Miami (3/7/15)  
ACC 5 vs Miami (3/7/15)

### Field Goal Attempts

Career 8 vs Miami (3/7/15)  
ACC 8 vs Miami (3/7/15)

### 3-PT Field Goals Made

Career N/A  
ACC N/A

### 3-PT Field Goal Attempts

Career N/A  
ACC N/A

### Free Throws Made

Career 4 vs Miami (OH) (11/26/14)  
ACC 3 vs Miami (3/7/15)

### Free Throw Attempts

Career 4, 4x, last vs Miami (3/7/15)  
ACC 4 vs Miami (3/7/15)

### Rebounds

Career 7 vs Miami (3/7/15)  
ACC 7 vs Miami (3/7/15)

### Assists

Career 3 at Louisville (1/13/15)  
ACC 3 at Louisville (1/13/15)

### Blocks

Career 2, 6x, last vs Miami (3/7/15)  
ACC 2, 5x, last vs Miami (3/7/15)

### Steals

Career 1, 6x, last at North Carolina (1/18/15)  
ACC 1 at UL (1/13/15), at UNC (1/18/15)

| Year    | GP | -GS | Min        | -Avg. | FGM | -FGA | -Pct. | 3FGM | -FGA | -Pct. | FTM | -FTA | -Pct. | Off. | Def. | Reb | -Avg. | A | TO | Blk | Stl | TP | Avg. |
|---------|----|-----|------------|-------|-----|------|-------|------|------|-------|-----|------|-------|------|------|-----|-------|---|----|-----|-----|----|------|
| 2012-13 | 10 | 0   | 13         | 1.3   | 0   | 1    | .000  | 0    | 0    | .000  | 1   | 2    | .500  | 0    | 1    | 1   | 0.1   | 0 | 0  | 0   | 0   | 1  | 0.1  |
| 2013-14 | 11 | 0   | 10         | 0.9   | 1   | 2    | .500  | 0    | 0    | .000  | 1   | 2    | .500  | 0    | 3    | 3   | 0.3   | 0 | 0  | 1   | 0   | 3  | 0.3  |
| 2014-15 |    |     | Redshirted |       |     |      |       |      |      |       |     |      |       |      |      |     |       |   |    |     |     |    |      |
| 2015-16 | 4  | 0   | 6          | 1.5   | 3   | 4    | .750  | 0    | 0    | .000  | 2   | 2    | 1.000 | 1    | 3    | 4   | 1.0   | 0 | 1  | 0   | 0   | 8  | 2.0  |
| TOTAL   | 24 | 0   | 34         | 1.4   | 4   | 7    | .571  | 0    | 0    | .000  | 4   | 6    | .667  | 1    | 7    | 8   | 0.3   | 0 | 1  | 1   | 0   | 12 | 0.5  |

# SETH ALLEN

R-JUNIOR • GUARD • 6-1 • 195

WOODBRIDGE, VA. • FREDERICKSBURG CHRISTIAN/  
MARYLAND

# #4



| Opponent            | Min | FG-A-%    | 3FG-A-%  | FT-A-%    | O-D-T | A | TO | Blk | Stl | Pts |
|---------------------|-----|-----------|----------|-----------|-------|---|----|-----|-----|-----|
| ALABAMA STATE#      | 27* | 2-9-.222  | 2-7-.286 | 7-8-.875  | 0-4-4 | 4 | 4  | 0   | 0   | 13  |
| JACKSONVILLE STATE# | 21  | 2-9-.222  | 0-4-.000 | 3-6-.500  | 0-3-3 | 1 | 5  | 0   | 0   | 7   |
| VMI                 | 25  | 5-11-.455 | 3-5-.600 | 4-7-.571  | 0-6-6 | 3 | 4  | 1   | 0   | 17  |
| NORTH CAROLINA A&T  | 13  | 2-5-.4000 | 0-2-.000 | 3-5-.6000 | 0-2-2 | 2 | 1  | 0   | 0   | 7   |
| Iowa State^         | 27  | 4-13-.308 | 0-5-.000 | 2-3-.667  | 0-1-1 | 2 | 1  | 0   | 1   | 10  |
| UAB^                | 36  | 7-19-.368 | 2-9-.222 | 7-8-.875  | 0-4-4 | 1 | 3  | 0   | 0   | 23  |
| NORTHWESTERN%       | 35  | 7-15-.467 | 4-8-.500 | 7-8-.875  | 0-4-4 | 2 | 3  | 0   | 2   | 25  |
| ARKANSAS-PINE BLUFF | 20  | 3-8-.375  | 0-3-.000 | 5-6-.833  | 0-1-1 | 1 | 4  | 1   | 1   | 11  |
| at Radford          | 23  | 5-12-.417 | 1-5-.200 | 6-9-.667  | 0-2-2 | 2 | 1  | 0   | 0   | 17  |
| LAMAR               | 25  | 4-10-.400 | 1-4-.250 | 1-1-1.000 | 1-3-4 | 7 | 1  | 1   | 0   | 10  |
| GRAMBLING STATE     | 28* | 5-14-.357 | 1-7-.143 | 2-4-.500  | 1-6-7 | 1 | 1  | 0   | 2   | 13  |
| St. Joseph's        | 32* | 7-16-.438 | 3-7-.429 | 1-2-.500  | 0-4-4 | 1 | 5  | 0   | 1   | 18  |
| WEST VIRGINIA       | 18  | 2-3-.667  | 0-2-.000 | 4-4-1.000 | 0-2-2 | 1 | 4  | 0   | 1   | 10  |
| NC STATE            | 39* | 9-19-.474 | 3-5-.600 | 2-2-1.000 | 1-3-4 | 1 | 2  | 1   | 1   | 23  |
| VIRGINIA            | 34* | 4-11-.364 | 2-5-.400 | 3-6-.500  | 0-2-2 | 3 | 3  | 0   | 1   | 13  |
| at Duke             |     |           |          |           |       |   |    |     |     |     |
| WAKE FOREST         |     |           |          |           |       |   |    |     |     |     |
| at Georgia Tech     |     |           |          |           |       |   |    |     |     |     |
| at Notre Dame       |     |           |          |           |       |   |    |     |     |     |
| NORTH CAROLINA      |     |           |          |           |       |   |    |     |     |     |
| LOUISVILLE          |     |           |          |           |       |   |    |     |     |     |
| at Pittsburgh       |     |           |          |           |       |   |    |     |     |     |
| at Syracuse         |     |           |          |           |       |   |    |     |     |     |
| CLEMSON             |     |           |          |           |       |   |    |     |     |     |
| at Virginia         |     |           |          |           |       |   |    |     |     |     |
| at Miami            |     |           |          |           |       |   |    |     |     |     |
| FLORIDA STATE       |     |           |          |           |       |   |    |     |     |     |
| at Boston College   |     |           |          |           |       |   |    |     |     |     |
| at Wake Forest      |     |           |          |           |       |   |    |     |     |     |
| PITTSBURGH          |     |           |          |           |       |   |    |     |     |     |
| MIAMI               |     |           |          |           |       |   |    |     |     |     |

## CAREER HIGHS

### Points

Career 25 vs Northwestern (12/1/15)  
ACC 23 vs NC State (1/2/16)

### Minutes Played

Career 39 vs NC State (1/2/16)  
ACC 39 vs NC State (1/2/16)

### Field Goals Made

Career 9 vs NC State (1/2/16)  
ACC 9 vs NC State (1/2/16)

### Field Goal Attempts

Career 19 vs NC State (1/2/16)  
ACC 19 vs NC State (1/2/16)

### 3-PT Field Goals Made

Career 4 vs Northwestern (12/1/15)  
ACC 3 vs NC State (1/2/16)

### 3-PT Field Goal Attempts

Career 9 vs UAB (11/28/15)  
ACC 5, 2x, last vs Virginia (1/4/16)

### Free Throws Made

Career 7, 3x, last vs Northwestern (12/1/15)  
ACC 3 vs Virginia (1/4/16)

### Free Throw Attempts

Career 9 vs Radford (12/9/15)  
ACC 6 vs Virginia (1/4/16)

### Rebounds

Career 7 vs Grambling State (12/19/15)  
ACC 4 vs NC State (1/2/16)

### Assists

Career 7 vs Lamar (12/13/15)  
ACC 3 vs Virginia (1/4/16)

### Blocks

Career 1, 3x, last vs NC State (1/2/16)  
ACC 1 vs NC State (1/2/16)

### Steals

Career 2 vs Northwestern (12/1/15)  
ACC 1, 2x, last vs Virginia (1/4/16)

\*- ACC games; # - Emerald Coast Classic (Blacksburg, Va.); ^- Emerald Coast Classic (Destin, Fla.); % - Big 10/ACC Challenge;

**2015-16:** Made his first start as a Hokie in the season opener against Alabama State, scoring 13 points with four boards and four assists ... Scored seven points, including three from the charity stripe, with three rebounds against Jacksonville State ... Dropped a career high 17 points shooting 5-for-11 from the floor, 3-for-5 from downtown and 4-for-7 from the line with a season high six rebounds and three dishes against VMI ... Drained seven points with two assists and two rebounds against North Carolina A&T ... Scored in double-digits for the third time, draining 10 points to go along with one board, two assists and his first steal as a Hokie ... Went off for 23 points, his career's high, on 7-for-19 from the floor and a near-perfect 7-for-8 from the charity stripe with three rebounds ... Had a career night against Northwestern, scoring 25 points on 7-for-15, three from downtown, and grabbed four defensive boards to go along with two steals ... Drained 11 points, including 5-for-6 from the free throw line, to go along with one board, an assist, a block and a steal against Arkansas-Pine Bluff ... Scored 17 points in 23 minutes, including 6-for-9 from the charity stripe, and added two rebound and assists against Radford ... Dished out a career-high seven assists to go with 10 points and four boards against Lamar ... Grabbed a career-high seven boards, six on the defensive end, and scored 13 points against Grambling State ... Scored 18 points against St. Joseph's, including three from beyond the arc, and added four rebounds, one assist and one steal ... Drained 10 points for his 11th double-digit outing of the season against West Virginia ... Scored 23 points in 39 minutes with four rebounds, one assist, one steal and one block against North Carolina State ... Scored 13 points and dished out three assists against Virginia.

**2014-15:** Sat out per NCAA transfer rules

**At Maryland:** Played in 20 games as a sophomore for the Terps, making 15 starts ... Averaged 13.4 points and 3.0 assists in his second season after missing the first 12 games due to injury ... Tallied 36 steals as a freshman, also averaging 7.8 ppg ... Earned ACC Rookie of the Week honors (2/18/13) after scoring 16 points and sealing the upset of then-No. 2 Duke.

**High School:** Won a letter in each of his two years at Fredericksburg Christian ... Graded at 89 and a three-star prospect by ESPN.com ... Rated the 42nd best shooting guard by ESPN and the 7th best player in Virginia ... Averaged 20 points, five assists and four rebounds as a senior ... Led Fredericksburg Christian to a 31-2 record and a conference title as a junior ... Took just 42 high school games to score his 1,000th career point.

**Personal:** Born Oct. 20, 1994 in Fairfax, Virginia ... Son of Joe and Deborah Allen ... Is the youngest of four children: Starr (sister) and (brothers) Cameron and Brandon, who played basketball at Mount Olive College in North Carolina ... Father played running back at Arizona State University ... Plans to major in international studies.

| Year    | GP | -GS | Min | -Avg. | FGM | -FGA | -Pct. | 3FG | -FGA | -Pct. | FTM | -FTA | -Pct. | Off. | Def. | Reb | -Avg. | A  | TO | Blk | Stl | TP  | Avg. |
|---------|----|-----|-----|-------|-----|------|-------|-----|------|-------|-----|------|-------|------|------|-----|-------|----|----|-----|-----|-----|------|
| 2015-16 | 15 | 5   | 403 | 28.9  | 69  | 177  | .390  | 22  | 78   | .282  | 57  | 79   | .722  | 3    | 47   | 50  | 3.3   | 32 | 42 | 4   | 11  | 217 | 14.5 |
| TOTAL   | 15 | 5   | 403 | 28.9  | 69  | 177  | .390  | 22  | 78   | .282  | 57  | 79   | .722  | 3    | 47   | 50  | 3.3   | 32 | 42 | 4   | 11  | 217 | 14.5 |



# ZACH LEDAY

R-JUNIOR • FORWARD • 6-7 • 235

DALLAS, TEXAS • THE COLONY/SOUTH FLORIDA

# #32



| Opponent            | Min | FG-A-%     | 3FG-A-%   | FT-A-%     | O-D-T  | A | TO | Blk | Stl | Pts |
|---------------------|-----|------------|-----------|------------|--------|---|----|-----|-----|-----|
| ALABAMA STATE#      | 35* | 10-16-.625 | 0-0-.000  | 6-9-.667   | 7-8-15 | 2 | 0  | 1   | 0   | 26  |
| JACKSONVILLE STATE# | 33* | 6-11-.545  | 1-1-1.000 | 2-4-.500   | 5-4-9  | 2 | 2  | 2   | 1   | 15  |
| VMI                 | 34* | 3-11-.273  | 0-0-.000  | 7-7-1.000  | 3-7-10 | 0 | 2  | 1   | 0   | 13  |
| NORTH CAROLINA A&T  | 26* | 8-14-.571  | 0-3-.000  | 10-12-.833 | 4-8-12 | 2 | 0  | 2   | 2   | 26  |
| Iowa State^         | 23* | 8-14-.571  | 1-3-.333  | 2-4-.500   | 6-2-8  | 1 | 1  | 0   | 0   | 19  |
| UAB^                | 29* | 4-11-.364  | 0-1-.000  | 7-10-.700  | 5-5-10 | 2 | 2  | 1   | 0   | 15  |
| NORTHWESTERN%       | 17* | 0-4-.000   | 0-1-.000  | 2-2-1.000  | 0-1-1  | 0 | 1  | 1   | 0   | 2   |
| ARKANSAS-PINE BLUFF | 26* | 2-8-.250   | 0-0-.000  | 9-10-.900  | 4-6-10 | 0 | 4  | 0   | 1   | 13  |
| at Radford          | 27* | 3-7-.429   | 0-0-.000  | 1-2-.500   | 3-6-9  | 3 | 1  | 1   | 1   | 7   |
| LAMAR               | 29* | 8-13-.615  | 0-2-.000  | 3-4-.750   | 4-6-10 | 0 | 3  | 2   | 1   | 19  |
| GRAMBLING STATE     | 19  | 6-14-.429  | 0-0-.000  | 2-3-.667   | 6-3-9  | 2 | 1  | 2   | 1   | 14  |
| St. Joseph's        | 35* | 4-9-.444   | 0-0-.000  | 2-3-.667   | 4-7-11 | 1 | 4  | 4   | 2   | 10  |
| WEST VIRGINIA       | 33* | 2-7-.286   | 0-0-.000  | 7-10-.700  | 2-7-9  | 2 | 1  | 1   | 1   | 11  |
| NC STATE            | 41* | 2-6-.333   | 0-1-.000  | 5-6-.833   | 5-7-12 | 1 | 0  | 3   | 1   | 9   |
| VIRGINIA            | 37* | 8-15-.533  | 3-4-.750  | 3-4-.750   | 3-4-7  | 1 | 1  | 1   | 2   | 22  |
| at Duke             |     |            |           |            |        |   |    |     |     |     |
| WAKE FOREST         |     |            |           |            |        |   |    |     |     |     |
| at Georgia Tech     |     |            |           |            |        |   |    |     |     |     |
| at Notre Dame       |     |            |           |            |        |   |    |     |     |     |
| NORTH CAROLINA      |     |            |           |            |        |   |    |     |     |     |
| LOUISVILLE          |     |            |           |            |        |   |    |     |     |     |
| at Pittsburgh       |     |            |           |            |        |   |    |     |     |     |
| at Syracuse         |     |            |           |            |        |   |    |     |     |     |
| CLEMSON             |     |            |           |            |        |   |    |     |     |     |
| at Virginia         |     |            |           |            |        |   |    |     |     |     |
| at Miami            |     |            |           |            |        |   |    |     |     |     |
| FLORIDA STATE       |     |            |           |            |        |   |    |     |     |     |
| at Boston College   |     |            |           |            |        |   |    |     |     |     |
| at Wake Forest      |     |            |           |            |        |   |    |     |     |     |
| PITTSBURGH          |     |            |           |            |        |   |    |     |     |     |
| MIAMI               |     |            |           |            |        |   |    |     |     |     |

\*-ACC games; #-Emerald Coast Classic (Blacksburg, Va.); ^-Emerald Coast Classic (Destin, Fla.); % -Big 10/ACC Challenge;

**2015-16:** Opened his Virginia Tech career with a double-double, 26 points/15 rebounds and two assists, in the season opener against Alabama State ... Scored 15 points with two assists, two blocks and nine boards against Jacksonville State ... Made is three straight games in double figure, scoring 13 points with 10 rebounds, including a perfect 7-for-7 from the line against VMI ... Recorded his third double-double in four games with 26 points and 12 rebounds, adding four dishes, two blocks and two steals against North Carolina A&T ... Scored 19 points on 8-for-14 from the floor while cleaning up six offensive boards, eight total against Iowa State ... Notched his fourth double-double as a Hokie with 15 points and 10 rebounds as well as two assists ... Went a perfect 2-for-2 from the free throw line and grabbed a defensive rebound against Northwestern ... Picked up his fifth double-double in eight games with 13 points and 10 rebounds, including 9-for-10 from the charity stripe ... Grabbed nine rebounds and scored seven points with a season-high three assists against Radford ... Scored 19 points to go along with 10 boards for his sixth double-double of the season against Lamar ... Narrowly missed another double-double against Grambling State, finishing with 19 points, 9 rebounds and two each of assists, blocks and steals ... Notched another double-double with 10 points and 11 assists, which recording a career-high four blocks against St. Joseph's ... Picked up 10 points, with seven coming at the charity stripe, and nine boards against West Virginia ... Scored nine points and grabbed 12 boards in an outing highlighted by three massive blocks against NC State ... Drained 22 points behind 3-of-4 from downtown with seven rebounds, one assist, one steal and two blocks against Virginia.

**2014-15:** Sat out per NCAA transfer rules

**At South Florida:** Played in 63 games through two seasons at South Florida ... Saw action in 32 games as a sophomore, making 16 starts ... Averaged 4.1 points and 2.5 rebounds per game at USF.

**High School:** Averaged 20.6 points, 8.4 rebounds and 1.5 blocks per game for The Colony High School as a senior.

**Personal:** Zachary Vincent LeDay ... Born May 30, 1994 in Dallas, Texas ... Son of Christy LeDay ... Has two siblings, Seth and Chris ... Plans to major in psychology.

## CAREER HIGHS

### Points

Career 26, 2x, last vs North Carolina A&T (11/24/15)  
ACC 22 vs Virginia (1/4/16)

### Minutes Played

Career 41 vs NC State (1/2/16)  
ACC 41 vs NC State (1/2/16)

### Field Goals Made

Career 10 vs Alabama State (11/14/15)  
ACC 8 vs Virginia (1/4/16)

### Field Goal Attempts

Career 16 vs Alabama State (11/14/15)  
ACC 15 vs Virginia (1/4/16)

### 3-PT Field Goals Made

Career 3 vs Virginia (1/4/16)  
ACC 3 vs Virginia (1/4/16)

### 3-PT Field Goal Attempts

Career 4 vs Virginia (1/4/16)  
ACC 4 vs Virginia (1/4/16)

### Free Throws Made

Career 10 vs North Carolina A&T (11/24/15)  
ACC 5 vs NC State (1/2/16)

### Free Throw Attempts

Career 12 vs North Carolina A&T (11/24/15)  
ACC 6 vs NC State (1/2/16)

### Rebounds

Career 15 vs Alabama State (11/14/15)  
ACC 12 vs NC State (1/2/16)

### Assists

Career 3 vs Radford (12/9/15)  
ACC 1, 2x, last vs Virginia (1/4/16)

### Blocks

Career 4 vs St. Joseph's (12/22/15)  
ACC 3 vs NC State (1/2/16)

### Steals

Career 2, 4x, last vs Virginia (1/4/16)  
ACC 2 vs Virginia (1/4/16)


| Year    | GP | -GS | Min | -Avg. | FGM | -FGA | -Pct. | 3FG | -FGA | -Pct. | FTM | -FTA | -Pct. | Off. | Def. | Reb | -Avg. | A  | TO | Blk | Stl | TP  | Avg. |
|---------|----|-----|-----|-------|-----|------|-------|-----|------|-------|-----|------|-------|------|------|-----|-------|----|----|-----|-----|-----|------|
| 2015-16 | 15 | 14  | 444 | 29.6  | 74  | 160  | .463  | 5   | 16   | .313  | 68  | 90   | .756  | 61   | 81   | 142 | 9.5   | 19 | 23 | 22  | 13  | 221 | 14.7 |
| TOTAL   | 15 | 14  | 444 | 29.6  | 74  | 160  | .463  | 5   | 16   | .313  | 68  | 90   | .756  | 61   | 81   | 142 | 9.5   | 19 | 23 | 22  | 13  | 221 | 14.7 |

# JOHNNY HAMILTON

JUNIOR • CENTER • 7-0 • 230

RIO CLARO, TRINIDAD & TOBAGO • ST. AUGUSTINE/  
JACKSONVILLE COLLEGE

# #22



## CAREER HIGHS

| Opponent            | Min | FG-A-%    | 3FG-A-%     | FT-A-%   | O-D-T  | A | TO | Blk | Stl | Pts |
|---------------------|-----|-----------|-------------|----------|--------|---|----|-----|-----|-----|
| ALABAMA STATE#      | 2   | 0-1-.000  | 0-0-.000    | 0-0-.000 | 1-0-1  | 0 | 0  | 1   | 0   | 0   |
| JACKSONVILLE STATE# | 12  | 4-4-1.000 | 0-0-.000    | 0-1-.000 | 3-1-4  | 1 | 2  | 0   | 0   | 8   |
| VMI                 | 16  | 3-4-.750  | 0-0-.000    | 2-3-.667 | 6-5-11 | 1 | 1  | 3   | 0   | 8   |
| NORTH CAROLINA A&T  | 14  | 2-4-.500  | 0-0-.000    | 2-5-.400 | 2-5-7  | 0 | 2  | 3   | 0   | 7   |
| Iowa State^         | 15  | 2-2-1.000 | 0-0-.000    | 0-0-.000 | 2-2-4  | 0 | 0  | 3   | 0   | 4   |
| UAB^                | 14  | 1-3-.333  | 0-0-.000    | 1-2-.500 | 1-1-2  | 0 | 0  | 2   | 0   | 3   |
| NORTHWESTERN%       | 2   | 0-0-.000  | 0-0-.000    | 0-0-.000 | 0-0-0  | 0 | 0  | 0   | 0   | 0   |
| ARKANSAS-PINE BLUFF |     |           | --- DNP --- |          |        |   |    |     |     |     |
| at Radford          |     |           | --- DNP --- |          |        |   |    |     |     |     |
| LAMAR               |     |           | --- DNP --- |          |        |   |    |     |     |     |
| GRAMBLING STATE     |     |           | --- DNP --- |          |        |   |    |     |     |     |
| St. Joseph's        | 9   | 0-2-.000  | 0-0-.000    | 0-0-.000 | 0-0-0  | 1 | 0  | 2   | 0   | 0   |
| WEST VIRGINIA       | 5   | 0-1-.000  | 0-0-.000    | 0-0-.000 | 0-0-0  | 0 | 0  | 0   | 0   | 0   |
| NC STATE            | 5   | 0-0-.000  | 0-0-.000    | 0-0-.000 | 0-1-1  | 0 | 0  | 0   | 0   | 0   |
| VIRGINIA            |     |           | --- DNP --- |          |        |   |    |     |     |     |
| at Duke             |     |           |             |          |        |   |    |     |     |     |
| WAKE FOREST         |     |           |             |          |        |   |    |     |     |     |
| at Georgia Tech     |     |           |             |          |        |   |    |     |     |     |
| at Notre Dame       |     |           |             |          |        |   |    |     |     |     |
| NORTH CAROLINA      |     |           |             |          |        |   |    |     |     |     |
| LOUISVILLE          |     |           |             |          |        |   |    |     |     |     |
| at Pittsburgh       |     |           |             |          |        |   |    |     |     |     |
| at Syracuse         |     |           |             |          |        |   |    |     |     |     |
| CLEMSON             |     |           |             |          |        |   |    |     |     |     |
| at Virginia         |     |           |             |          |        |   |    |     |     |     |
| at Miami            |     |           |             |          |        |   |    |     |     |     |
| FLORIDA STATE       |     |           |             |          |        |   |    |     |     |     |
| at Boston College   |     |           |             |          |        |   |    |     |     |     |
| at Wake Forest      |     |           |             |          |        |   |    |     |     |     |
| PITTSBURGH          |     |           |             |          |        |   |    |     |     |     |
| MIAMI               |     |           |             |          |        |   |    |     |     |     |

\*- ACC games; # - Emerald Coast Classic (Blacksburg, Va.); ^ - Emerald Coast Classic (Destin, Fla.); % - Big 10/ACC Challenge;

**2015-16:** Grabbed one board in his Hokie debut in the season opener against Alabama State ... Scored a season-high eight points on a perfect 4-for-4 from the field with four rebounds and a dish against Jacksonville State ... Matched his season high in the next game, grabbing a career high 11 rebounds ... Scored seven points and snagged seven rebounds against North Carolina A&T ... Scored four points to go along with four boards against Iowa State ... Grabbed two rebounds and scored three points against UAB ... Distributed one assist and recorded two blocks in his return to the court against St. Joseph's ... Snagged one rebound in five minutes of action against NC State.

**At Jacksonville College:** Played at Jacksonville College, a junior college in Jacksonville, Texas ... Last season, as a sophomore at Jacksonville, he averaged 9.0 points and 8.9 rebounds per game and shot 61.7 percent from the field ... He also had 112 blocked shots for the Jaguars and was among the leaders nationally in blocked shots, averaging 4.3 blocked shots per game ... Had a career-best 18 points and 19 rebounds to go along with five blocked shots in a victory over Angelina College ... Jacksonville, which finished the season 19-12 overall, competes in the Texas Eastern Conference, one of the top junior college conferences in the nation.

**Personal:** Son of Princess and Tony Hamilton ... Has six siblings, Joshua, Jesse, Jason, Anthony, Liz and Tia ... Majoring in sociology.

### Points

Career 8, 2x, last vs VMI (11/21/15)  
ACC N/A

### Minutes Played

Career 16 vs VMI (11/21/15)  
ACC 5 vs NC State (1/2/16)

### Field Goals Made

Career 4 vs Jacksonville State (11/18/15)  
ACC N/A

### Field Goal Attempts

Career 4, 3x, last vs North Carolina A&T (11/24/15)  
ACC N/A

### 3-PT Field Goals Made

Career N/A  
ACC N/A

### 3-PT Field Goal Attempts

Career N/A  
ACC N/A

### Free Throws Made

Career 2, 2x, last vs North Carolina A&T (11/24/15)  
ACC N/A

### Free Throw Attempts

Career 5 vs North Carolina A&T (11/24/15)  
ACC N/A

### Rebounds

Career 11 vs VMI (11/21/15)  
ACC 1 vs NC State (1/2/16)

### Assists

Career 1, 2x, last vs VMI (11/21/15)  
ACC N/A

### Blocks

Career 3, 3x, last vs Iowa State (11/27/15)  
ACC N/A

### Steals

Career N/A  
ACC N/A

| Year    | GP | -GS | Min | -Avg. | FGM | -FGA | -Pct. | 3FGM | -FGA | -Pct. | FTM | -FTA | -Pct. | Off. | Def. | Reb | -Avg. | A | TO | Blk | Stl | TP | Avg. |
|---------|----|-----|-----|-------|-----|------|-------|------|------|-------|-----|------|-------|------|------|-----|-------|---|----|-----|-----|----|------|
| 2015-16 | 10 | 0   | 94  | 9.4   | 12  | 21   | .571  | 0    | 0    | .000  | 5   | 11   | .455  | 15   | 15   | 30  | 3.0   | 3 | 5  | 14  | 0   | 29 | 2.9  |
| TOTAL   | 10 | 0   | 94  | 9.4   | 12  | 21   | .571  | 0    | 0    | .000  | 5   | 11   | .455  | 15   | 15   | 30  | 3.0   | 3 | 5  | 14  | 0   | 29 | 2.9  |

# TY OUTLAW

JUNIOR • GUARD/FORWARD • 6-6 • 215  
ROXBORO, N.C. • PERSON COUNTY/LEE COLLEGE

# #42



| Opponent            | Min | FG-A-% | 3FG-A-%     | FT-A-% | O-D-T | A | TO | Blk | Stl | Pts |
|---------------------|-----|--------|-------------|--------|-------|---|----|-----|-----|-----|
| ALABAMA STATE#      |     |        | --- DNP --- |        |       |   |    |     |     |     |
| JACKSONVILLE STATE# |     |        | --- DNP --- |        |       |   |    |     |     |     |
| VMI                 |     |        | --- DNP --- |        |       |   |    |     |     |     |
| NORTH CAROLINA A&T  |     |        | --- DNP --- |        |       |   |    |     |     |     |
| Iowa State^         |     |        | --- DNP --- |        |       |   |    |     |     |     |
| UAB^                |     |        | --- DNP --- |        |       |   |    |     |     |     |
| NORTHWESTERN%       |     |        | --- DNP --- |        |       |   |    |     |     |     |
| ARKANSAS-PINE BLUFF |     |        | --- DNP --- |        |       |   |    |     |     |     |
| at Radford          |     |        | --- DNP --- |        |       |   |    |     |     |     |
| LAMAR               |     |        | --- DNP --- |        |       |   |    |     |     |     |
| GRAMBLING STATE     |     |        | --- DNP --- |        |       |   |    |     |     |     |
| St. Joseph's        |     |        | --- DNP --- |        |       |   |    |     |     |     |
| WEST VIRGINIA       |     |        | --- DNP --- |        |       |   |    |     |     |     |
| NC STATE            |     |        | --- DNP --- |        |       |   |    |     |     |     |
| VIRGINIA            |     |        | --- DNP --- |        |       |   |    |     |     |     |
| at Duke             |     |        |             |        |       |   |    |     |     |     |
| WAKE FOREST         |     |        |             |        |       |   |    |     |     |     |
| at Georgia Tech     |     |        |             |        |       |   |    |     |     |     |
| at Notre Dame       |     |        |             |        |       |   |    |     |     |     |
| NORTH CAROLINA      |     |        |             |        |       |   |    |     |     |     |
| LOUISVILLE          |     |        |             |        |       |   |    |     |     |     |
| at Pittsburgh       |     |        |             |        |       |   |    |     |     |     |
| at Syracuse         |     |        |             |        |       |   |    |     |     |     |
| CLEMSON             |     |        |             |        |       |   |    |     |     |     |
| at Virginia         |     |        |             |        |       |   |    |     |     |     |
| at Miami            |     |        |             |        |       |   |    |     |     |     |
| FLORIDA STATE       |     |        |             |        |       |   |    |     |     |     |
| at Boston College   |     |        |             |        |       |   |    |     |     |     |
| at Wake Forest      |     |        |             |        |       |   |    |     |     |     |
| PITTSBURGH          |     |        |             |        |       |   |    |     |     |     |
| MIAMI               |     |        |             |        |       |   |    |     |     |     |

\*- ACC games; # - Emerald Coast Classic (Blacksburg, Va.); ^- Emerald Coast Classic (Destin, Fla.); % - Big 10/ACC Challenge;

**Junior College/UNCG:** Played at Lee College, a junior college in Baytown, Texas ... Averaged 21.8 points and 5.0 rebounds per game ... Was 12th in NJCAA in scoring ... All-conference selection ... Played his freshman year at UNC Greensboro ... Played in 30 games ... He averaged 5.4 points and 2.1 rebounds per game.

**High School:** Four-year letterwinner at Person County HS for coach Charles Dacus ... AP All-State as a senior and earned one of five spots on the All-USA North Carolina Boys All-State team ... MVP of the East-West All-Star Game ... AP All-State as a junior ... Two-time PAC-6 4A Player of the Year honoree ... Averaged 24.0 points, 12, 0 rebounds and 4.5 assists per game as a senior.

**Personal:** Son of Patricia Bumphus ... Has an older sister, Akira and a younger brother, Jamare ... Majoring in sociology.

## CAREER HIGHS

### Points

Career N/A  
ACC N/A

### Minutes Played

Career N/A  
ACC N/A

### Field Goals Made

Career N/A  
ACC N/A

### Field Goal Attempts

Career N/A  
ACC N/A

### 3-PT Field Goals Made

Career N/A  
ACC N/A

### 3-PT Field Goal Attempts

Career N/A  
ACC N/A

### Free Throws Made

Career N/A  
ACC N/A

### Free Throw Attempts

Career N/A  
ACC N/A

### Rebounds

Career N/A  
ACC N/A

### Assists

Career N/A  
ACC N/A

### Blocks

Career N/A  
ACC N/A

### Steals

Career N/A  
ACC N/A

Year GP -GS Min -Avg. FGM -FGA -Pct. 3FG -FGA -Pct. FTM -FTA -Pct. Off. Def. Reb -Avg. A TO Blk Stl TP Avg.



# KERRY BLACKSHEAR JR.

FRESHMAN • FORWARD • 6-10 • 240  
ORLANDO, FLA. • MAYNARD EVANS

# #24



| Opponent            | Min | FG-A-%    | 3FG-A-%  | FT-A-%    | O-D-T  | A | TO | Blk | Stl | Pts |
|---------------------|-----|-----------|----------|-----------|--------|---|----|-----|-----|-----|
| ALABAMA STATE#      | 25  | 3-6-.500  | 0-1-.000 | 1-5-.200  | 3-5-8  | 0 | 1  | 1   | 1   | 7   |
| JACKSONVILLE STATE# | 20  | 3-7-.429  | 0-3-.000 | 0-0-.000  | 2-6-8  | 1 | 0  | 0   | 0   | 6   |
| VMI                 | 15  | 0-2-.000  | 0-1-.000 | 0-0-.000  | 2-4-6  | 1 | 1  | 0   | 0   | 0   |
| NORTH CAROLINA A&T  | 18  | 4-6-.667  | 0-0-.000 | 4-5-.800  | 0-2-2  | 1 | 2  | 1   | 1   | 12  |
| Iowa State^         | 15  | 2-4-.500  | 0-1-.000 | 0-4-.000  | 1-1-2  | 0 | 2  | 0   | 0   | 4   |
| UAB^                | 7   | 2-2-1.000 | 0-0-.000 | 0-0-.000  | 1-0-1  | 0 | 0  | 0   | 1   | 4   |
| NORTHWESTERN%       | 18  | 3-7-.429  | 0-0-.000 | 0-0-.000  | 1-2-3  | 0 | 2  | 1   | 0   | 6   |
| ARKANSAS-PINE BLUFF | 8   | 0-1-.000  | 0-0-.000 | 0-0-.000  | 0-0-0  | 0 | 0  | 1   | 0   | 0   |
| at Radford          | 32  | 6-9-.667  | 0-0-.000 | 1-3-.333  | 3-5-8  | 0 | 1  | 1   | 1   | 13  |
| LAMAR               | 23  | 5-8-.625  | 0-0-.000 | 1-2-.500  | 4-6-10 | 1 | 0  | 1   | 1   | 11  |
| GRAMBLING STATE     | 36  | 5-10-.500 | 1-3-.333 | 0-0-.000  | 4-8-12 | 0 | 3  | 0   | 1   | 11  |
| St. Joseph's        | 14  | 2-4-.500  | 0-0-.000 | 2-2-1.000 | 1-2-3  | 0 | 1  | 0   | 0   | 6   |
| WEST VIRGINIA       | 3*  | 1-1-1.000 | 0-0-.000 | 0-0-.000  | 0-1-1  | 0 | 1  | 0   | 0   | 2   |
| NC STATE            | 24  | 3-8-.375  | 1-2-.500 | 2-3-.667  | 5-3-8  | 0 | 1  | 0   | 0   | 9   |
| VIRGINIA            | 32  | 4-6-.667  | 0-0-.000 | 2-3-.667  | 1-5-6  | 1 | 1  | 0   | 2   | 10  |
| at Duke             |     |           |          |           |        |   |    |     |     |     |
| WAKE FOREST         |     |           |          |           |        |   |    |     |     |     |
| at Georgia Tech     |     |           |          |           |        |   |    |     |     |     |
| at Notre Dame       |     |           |          |           |        |   |    |     |     |     |
| NORTH CAROLINA      |     |           |          |           |        |   |    |     |     |     |
| LOUISVILLE          |     |           |          |           |        |   |    |     |     |     |
| at Pittsburgh       |     |           |          |           |        |   |    |     |     |     |
| at Syracuse         |     |           |          |           |        |   |    |     |     |     |
| CLEMSON             |     |           |          |           |        |   |    |     |     |     |
| at Virginia         |     |           |          |           |        |   |    |     |     |     |
| at Miami            |     |           |          |           |        |   |    |     |     |     |
| FLORIDA STATE       |     |           |          |           |        |   |    |     |     |     |
| at Boston College   |     |           |          |           |        |   |    |     |     |     |
| at Wake Forest      |     |           |          |           |        |   |    |     |     |     |
| PITTSBURGH          |     |           |          |           |        |   |    |     |     |     |
| MIAMI               |     |           |          |           |        |   |    |     |     |     |

\*- ACC games; # - Emerald Coast Classic (Blacksburg, Va.); ^ - Emerald Coast Classic (Destin, Fla.); % - Big 10/ACC Challenge;

**2015-16:** Scored seven points in his Virginia Tech debut against Alabama State, adding eight rebounds ... Tied his career high with eight boards, scoring 6 points against Jacksonville State ... Grabbed six boards and dished out one assist against VMI ... Scored in double figures for the first time against North Carolina A&T, dropping 12 points on 4-for-6 from the floor with two rebounds ... Scored four points in 15 minutes with two rebounds against Iowa State ... Went a perfect 2-for-2 from the floor en route to four points against UAB ... Grabbed three rebounds to go along with six points and a block against Northwestern ... Recorded a block against Arkansas-Pine Bluff ... Had a career night against Radford, scoring 13 points on 6-for-9 from the field to go along with eight rebounds and a block and steal ... Drained 11 points on 5-of-8 from the floor and grabbed 10 boards for his first career double-double as a Hokie against Lamar ... Racked up back-to-back double-doubles with 11 points and 12 rebounds against Grambling State ... Scored six points and cleaned up three rebounds against St. Joseph's ... Scored two points as a starter against West Virginia ... Scored nine points and snagged eight rebounds in his ACC debut against NC State ... Racked up 10 points and six rebounds against Virginia.

**High School:** Four-year letter winner at Evans High School in Orlando, Florida for coaches Chucky Atkins and Matt Turner ... Two-time all-state performer ... Class 8A Player of the Year as a senior ... AAU team won national championship ... Winner of several academic awards at Evans.

**Personal:** Son of Kerry and Lamila Blackshear ... Has two younger siblings, Kenan and Kayla ... Father played basketball at Stetson, where he was the Atlantic Sun Player of the Year as a junior and graduated as the school's all-time leading scorer ... His father played professionally overseas for 10 years ... His mother also played basketball at Stetson, where she was one of the Hatters' top players ... Plans to major in business.

## CAREER HIGHS

### Points

Career 13 vs Radford (12/9/15)  
ACC 10 vs Virginia (1/4/16)

### Minutes Played

Career 36 vs Grambling State (12/19/15)  
ACC 32 vs Virginia (1/4/16)

### Field Goals Made

Career 6 vs Radford (12/9/15)  
ACC 4 vs Virginia (1/4/16)

### Field Goal Attempts

Career 10 vs Grambling State (12/19/15)  
ACC 8 vs NC State (1/2/16)

### 3-PT Field Goals Made

Career 1, 2s, last vs NC State (1/2/16)  
ACC 1 vs NC State (1/2/16)

### 3-PT Field Goal Attempts

Career 3, 2x, last vs Grambling State (12/19/15)  
ACC 2 vs NC State (1/2/16)

### Free Throws Made

Career 4 vs North Carolina A&T (11/24/15)  
ACC 2, 2x, last vs Virginia (1/4/16)

### Free Throw Attempts

Career 5, 2x, last vs North Carolina A&T (11/24/15)  
ACC 3, 2x, last vs Virginia (1/4/16)

### Rebounds

Career 12 vs Grambling State (12/19/15)  
ACC 8 vs NC State (1/2/16)

### Assists

Career 1, 4x, last vs Lamar (12/13/15)  
ACC 1 vs Virginia (1/4/16)

### Blocks

Career 1, 6x, last vs Lamar (12/13/15)  
ACC N/A

### Steals

Career 1, 5x, last vs Lamar (12/13/15)  
ACC 2 vs Virginia (1/4/16)

| Year    | GP | -GS | Min | -Avg. | FGM | -FGA | -Pct. | 3FG | -FGA | -Pct. | FTM | -FTA | -Pct. | Off. Def. | Reb | -Avg. | A   | TO | Blk | Stl | TP | Avg. |     |
|---------|----|-----|-----|-------|-----|------|-------|-----|------|-------|-----|------|-------|-----------|-----|-------|-----|----|-----|-----|----|------|-----|
| 2015-16 | 15 | 2   | 290 | 19.3  | 43  | 81   | .531  | 2   | 11   | .182  | 13  | 27   | .481  | 28        | 50  | 78    | 5.2 | 5  | 16  | 6   | 8  | 101  | 6.7 |
| TOTAL   | 15 | 2   | 290 | 19.3  | 43  | 81   | .531  | 2   | 11   | .182  | 13  | 27   | .481  | 28        | 50  | 78    | 5.2 | 5  | 16  | 6   | 8  | 101  | 6.7 |

# CHRIS CLARKE

FRESHMAN • GUARD/FORWARD • 6-6 • 205  
 VIRGINIA BEACH, VA. • CAPE HENRY COLLEGIATE

# #15



## CAREER HIGHS

| Opponent            | Min | FG-A-%    | 3FG-A-%     | FT-A-%    | O-D-T   | A | TO | Blk | Stl | Pts |
|---------------------|-----|-----------|-------------|-----------|---------|---|----|-----|-----|-----|
| ALABAMA STATE#      | 22  | 3-4-.750  | 0-0-.000    | 4-7-.571  | 1-2-3   | 2 | 1  | 0   | 1   | 10  |
| JACKSONVILLE STATE# | 28* | 4-11-.364 | 0-1-.000    | 4-5-.800  | 4-7-11  | 2 | 4  | 0   | 0   | 12  |
| VMI                 | 28* | 3-5-.600  | 0-0-.000    | 8-12-.667 | 1-4-5   | 2 | 0  | 0   | 1   | 14  |
| NORTH CAROLINA A&T  | 26* | 5-7-.714  | 0-1-.000    | 4-5-.800  | 3-5-8   | 2 | 3  | 0   | 2   | 14  |
| Iowa State^         | 31* | 4-12-.333 | 0-0-.000    | 1-2-.500  | 2-4-6   | 2 | 2  | 0   | 0   | 9   |
| UAB^                | 31* | 3-7-.429  | 0-0-.000    | 4-6-.667  | 5-11-16 | 2 | 4  | 0   | 2   | 10  |
| NORTHWESTERN%       | 25* | 4-14-.286 | 0-0-.000    | 3-5-.600  | 7-6-13  | 0 | 2  | 0   | 1   | 11  |
| ARKANSAS-PINE BLUFF | 22* | 5-14-.357 | 0-0-.000    | 4-5-.800  | 3-3-6   | 2 | 0  | 0   | 1   | 14  |
| at Radford          | 22* | 2-4-.500  | 0-0-.000    | 0-0-.000  | 0-3-3   | 1 | 1  | 0   | 3   | 4   |
| LAMAR               | 24* | 3-5-.600  | 0-1-.000    | 5-8-.625  | 3-3-6   | 4 | 2  | 0   | 1   | 11  |
| GRAMBLING STATE     |     |           | --- DNP --- |           |         |   |    |     |     |     |
| St. Joseph's        | 16* | 3-5-.600  | 0-0-.000    | 1-1-1.000 | 0-4-4   | 1 | 1  | 1   | 0   | 7   |
| WEST VIRGINIA       |     |           | --- DNP --- |           |         |   |    |     |     |     |
| NC STATE            |     |           | --- DNP --- |           |         |   |    |     |     |     |
| VIRGINIA            |     |           | --- DNP --- |           |         |   |    |     |     |     |
| at Duke             |     |           |             |           |         |   |    |     |     |     |
| WAKE FOREST         |     |           |             |           |         |   |    |     |     |     |
| at Georgia Tech     |     |           |             |           |         |   |    |     |     |     |
| at Notre Dame       |     |           |             |           |         |   |    |     |     |     |
| NORTH CAROLINA      |     |           |             |           |         |   |    |     |     |     |
| LOUISVILLE          |     |           |             |           |         |   |    |     |     |     |
| at Pittsburgh       |     |           |             |           |         |   |    |     |     |     |
| at Syracuse         |     |           |             |           |         |   |    |     |     |     |
| CLEMSON             |     |           |             |           |         |   |    |     |     |     |
| at Virginia         |     |           |             |           |         |   |    |     |     |     |
| at Miami            |     |           |             |           |         |   |    |     |     |     |
| FLORIDA STATE       |     |           |             |           |         |   |    |     |     |     |
| at Boston College   |     |           |             |           |         |   |    |     |     |     |
| at Wake Forest      |     |           |             |           |         |   |    |     |     |     |
| PITTSBURGH          |     |           |             |           |         |   |    |     |     |     |
| MIAMI               |     |           |             |           |         |   |    |     |     |     |

\* - ACC games; # - Emerald Coast Classic (Blacksburg, Va.); ^ - Emerald Coast Classic (Destin, Fla.); % - Big 10/ACC Challenge;

**2015-16:** Made his Hokie debut by scoring in double figures, 10 points with three rebounds and two assists, against Alabama State ... Picked up his first double-double against Jacksonville State, racking up 12 points with a career-high 11 boards and two assists ... Scored 14 points with five rebounds and two more assists against VMI ... Made is four straight games with double-digit scoring, dropping 14 points on a season-high five buckets from the field, and eight boards against North Carolina A&T ... Scored nine points and picked up six rebounds against Iowa State ... Notched another double-double behind 10 points and 16 boards, including 11 on the defensive glass, against UAB ... 11 points and 13 boards gave Clarke his third consecutive double-double against Northwestern ... Put up a career high 14 points with six rebounds and two assists against Arkansas-Pine Bluff ... Scored four points and grabbed three rebounds with a career high three steals against Radford ... Distributed a career-high four assists and scored 11 points with six rebounds against Lamar ... Cleaned four rebounds off the defensive glass and scored seven points against St. Joseph's.

**High School:** Played five years at Cape Henry Collegiate School in Virginia Beach, where he was an honor roll student ... 2015 VISAA Division I Player of the Year ... Led Cape Henry to two state championships ... 2015 All-Tidewater Player of the Year by the Virginian-Pilot ... Averaged 15.8 points, nine rebounds and four steals as a senior ... Rated the No. 1 player in the state by ESPN and 247Sports ... Four-star recruit by most recruiting services and ranked 54th on the ESPN 100 list ... Ranked 68th nationally by Yahoo Sports.

**Personal:** Son of Curt and Angel Clarke ... Has an older brother, Brandon and two older sisters, Yvonne and Alicia ... Brother played arena football and at Upper Iowa and Bowie State ... Plans to major in communications.

### Points

Career 14, 3x, last vs Arkansas-Pine Bluff (12/5/15)  
 ACC N/A

### Minutes Played

Career 31, 2x, last vs UAB (11/28/15)  
 ACC N/A

### Field Goals Made

Career 5, 2x, last vs Arkansas-Pine Bluff (12/5/15)  
 ACC N/A

### Field Goal Attempts

Career 14, 2x, last vs Arkansas-Pine Bluff (12/5/15)  
 ACC N/A

### 3-PT Field Goals Made

Career N/A  
 ACC N/A

### 3-PT Field Goal Attempts

Career 1, 3x, last vs Lamar (12/13/15)  
 ACC N/A

### Free Throws Made

Career 8 vs VMI (11/21/15)  
 ACC N/A

### Free Throw Attempts

Career 12 vs VMI (11/21/15)  
 ACC N/A

### Rebounds

Career 16 vs UAB (11/28/15)  
 ACC N/A

### Assists

Career 4 vs Lamar (12/13/15)  
 ACC N/A

### Blocks

Career N/A  
 ACC N/A

### Steals

Career 3 vs Radford (12/9/15)  
 ACC N/A

| Year    | GP | -GS | Min | -Avg. | FGM | -FGA | -Pct. | 3FGM | -FGA | -Pct. | FTM | -FTA | -Pct. | Off. | Def. | Reb | -Avg. | A  | TO | Blk | Stl | TP  | Avg. |
|---------|----|-----|-----|-------|-----|------|-------|------|------|-------|-----|------|-------|------|------|-----|-------|----|----|-----|-----|-----|------|
| 2015-16 | 11 | 10  | 283 | 25.7  | 39  | 88   | .443  | 0    | 3    | .000  | 38  | 56   | .679  | 29   | 52   | 81  | 7.4   | 20 | 20 | 1   | 12  | 116 | 10.5 |
| TOTAL   | 11 | 10  | 283 | 25.7  | 39  | 88   | .443  | 0    | 3    | .000  | 38  | 56   | .679  | 29   | 52   | 81  | 7.4   | 20 | 20 | 1   | 12  | 116 | 10.5 |

# JUSTIN ROBINSON

FRESHMAN • GUARD • 6-1 • 180  
MANASSAS, VA. • ST. JAMES SCHOOL (MD.)

# #5



| Opponent            | Min | FG-A-%   | 3FG-A-%   | FT-A-%    | O-D-T | A | TO | Blk | Stl | Pts |
|---------------------|-----|----------|-----------|-----------|-------|---|----|-----|-----|-----|
| ALABAMA STATE#      | 28  | 2-3-.667 | 0-1-.000  | 4-7-.571  | 1-1-2 | 4 | 1  | 0   | 1   | 8   |
| JACKSONVILLE STATE# | 27* | 0-4-.000 | 0-2-.000  | 6-9-.667  | 1-3-4 | 3 | 1  | 0   | 1   | 6   |
| VMI                 | 30* | 4-8-.500 | 1-3-.333  | 2-2-1.000 | 0-4-4 | 3 | 5  | 0   | 0   | 11  |
| NORTH CAROLINA A&T  | 22* | 0-3-.000 | 0-2-.000  | 4-4-1.000 | 0-1-1 | 5 | 3  | 0   | 1   | 4   |
| Iowa State^         | 18* | 4-6-.667 | 0-0-.000  | 3-4-.750  | 2-3-5 | 2 | 2  | 0   | 0   | 11  |
| UAB^                | 21* | 4-7-.571 | 1-2-.500  | 0-0-.000  | 0-0-0 | 1 | 3  | 0   | 0   | 9   |
| NORTHWESTERN%       | 8*  | 0-4-.000 | 0-1-.000  | 0-0-.000  | 0-1-1 | 2 | 1  | 0   | 0   | 0   |
| ARKANSAS-PINE BLUFF | 24* | 1-3-.333 | 0-0-.000  | 2-2-1.000 | 1-0-1 | 5 | 0  | 0   | 0   | 4   |
| at Radford          | 12  | 0-3-.000 | 0-0-.000  | 3-4-.750  | 0-0-0 | 3 | 1  | 0   | 0   | 3   |
| LAMAR               | 16  | 1-4-.250 | 1-2-.500  | 0-0-.000  | 0-3-3 | 2 | 3  | 0   | 1   | 3   |
| GRAMBLING STATE     | 28* | 4-8-.500 | 0-2-.000  | 0-1-.000  | 0-0-0 | 7 | 1  | 0   | 1   | 8   |
| St. Joseph's        | 11  | 2-3-.667 | 1-1-1.000 | 0-0-.000  | 0-1-1 | 0 | 1  | 0   | 1   | 5   |
| WEST VIRGINIA       | 27  | 1-5-.200 | 0-0-.000  | 4-8-.500  | 0-2-2 | 2 | 4  | 0   | 2   | 6   |
| NC STATE            | 20  | 3-5-.600 | 0-1-.000  | 0-0-.000  | 1-2-3 | 1 | 0  | 0   | 0   | 6   |
| VIRGINIA            | 24  | 1-5-.200 | 0-1-.000  | 3-5-.600  | 0-0-0 | 6 | 0  | 1   | 2   | 5   |
| at Duke             |     |          |           |           |       |   |    |     |     |     |
| WAKE FOREST         |     |          |           |           |       |   |    |     |     |     |
| at Georgia Tech     |     |          |           |           |       |   |    |     |     |     |
| at Notre Dame       |     |          |           |           |       |   |    |     |     |     |
| NORTH CAROLINA      |     |          |           |           |       |   |    |     |     |     |
| LOUISVILLE          |     |          |           |           |       |   |    |     |     |     |
| at Pittsburgh       |     |          |           |           |       |   |    |     |     |     |
| at Syracuse         |     |          |           |           |       |   |    |     |     |     |
| CLEMSON             |     |          |           |           |       |   |    |     |     |     |
| at Virginia         |     |          |           |           |       |   |    |     |     |     |
| at Miami            |     |          |           |           |       |   |    |     |     |     |
| FLORIDA STATE       |     |          |           |           |       |   |    |     |     |     |
| at Boston College   |     |          |           |           |       |   |    |     |     |     |
| at Wake Forest      |     |          |           |           |       |   |    |     |     |     |
| PITTSBURGH          |     |          |           |           |       |   |    |     |     |     |
| MIAMI               |     |          |           |           |       |   |    |     |     |     |

\*- ACC games; # - Emerald Coast Classic (Blacksburg, Va.); ^- Emerald Coast Classic (Destin, Fla.); % - Big 10/ACC Challenge;

**2015-16:** Scored eight points in season opener with two rebounds and four assists against Alabama State ... Made first start against Jacksonville State, scoring six points from the charity stripe and grabbing four boards, three assists ... Scored in double-digits for the first time as a Hokie, draining 11 points, including four from the floor, and three assists against VMI ... Dished out a season-high five assists to go with one rebound and four points against North Carolina A&T ... Scored in double figures for the second time against Iowa State, draining 11 points on 4-for-6 from the field and 3-for-4 from the charity stripe, as well as a career high five rebounds ... Added nine points from four made field goals against UAB ... Snagged one rebound and dished out two assists against Northwestern ... Dished out five assists and scored four points against Arkansas-Pine Bluff ... Scored three points from the free throw line and distributed three assists against Radford ... Scored three points and recorded one steal and three rebounds against Lamar ... Distributed a career-high seven assists to go with eight points against Grambling State ... Scored five points and recorded one steal against St. Joseph's ... Scored six points with two rebounds in 27 minutes of action against West Virginia ... Dished out one assist and scored six points, grabbing three rebounds, against NC State ... Distributed a team-high six assists and scored five points, recording his first block against Virginia.

**High School:** Three-year letter winner at Saint James School in Hagerstown, Maryland for coach Dan Prete ... Gatorade Player of the Year for Maryland as a senior ... Parade All-American ... First team all-conference and county Player of the Year ... Also lettered two years in baseball at Saint James, playing centerfield.

**Personal:** Son of Alyse and Verdell Robinson ... Has three older brothers, Denard, Leonard and Brandon.

## CAREER HIGHS

### Points

Career 11, 2x, last vs Iowa State (11/27/15)  
ACC 6 vs NC State (1/2/16)

### Minutes Played

Career 30 vs VMI (11/21/15)  
ACC 24 vs Virginia (1/4/16)

### Field Goals Made

Career 4, 3x, last vs UAB (11/28/15)  
ACC 3 vs NC State (1/2/16)

### Field Goal Attempts

Career 8 vs VMI (11/21/15)  
ACC 5, 2x, last vs Virginia (1/4/16)

### 3-PT Field Goals Made

Career 1, 2x, last vs UAB (11/28/15)  
ACC N/A

### 3-PT Field Goal Attempts

Career 3 vs VMI (11/21/15)  
ACC 1, 2x, last vs Virginia (1/4/16)

### Free Throws Made

Career 6 vs Jacksonville State (11/18/15)  
ACC 3 vs Virginia (1/4/16)

### Free Throw Attempts

Career 9 vs Jacksonville State (11/18/15)  
ACC 5 vs Virginia (1/4/16)

### Rebounds

Career 4, 2x, last vs VMI (11/21/15)  
ACC 3 vs NC State (1/2/16)

### Assists

Career 7 vs Grambling State (12/19/15)  
ACC 6 vs Virginia (1/4/16)

### Blocks

Career 1 vs Virginia (1/4/16)  
ACC 1 vs Virginia (1/4/16)

### Steals

Career 2, 2x, last vs Virginia (1/4/16)  
ACC 2 vs Virginia (1/4/16)

| Year    | GP | GS | Min | -Avg. | FGM | -FGA | -Pct. | 3FGM | -FGA | -Pct. | FTM | -FTA | -Pct. | Off. Def. | Reb | -Avg. | A   | TO | Blk | Stl | TP | Avg. |     |
|---------|----|----|-----|-------|-----|------|-------|------|------|-------|-----|------|-------|-----------|-----|-------|-----|----|-----|-----|----|------|-----|
| 2015-16 | 15 | 8  | 316 | 21.1  | 27  | 71   | .380  | 4    | 18   | .222  | 31  | 46   | .674  | 6         | 21  | 27    | 1.8 | 46 | 26  | 1   | 10 | 89   | 5.9 |
| TOTAL   | 15 | 8  | 316 | 21.1  | 27  | 71   | .380  | 4    | 18   | .222  | 31  | 46   | .674  | 6         | 21  | 27    | 1.8 | 46 | 26  | 1   | 10 | 89   | 5.9 |




# MATT GALLOWAY

R-JUNIOR • GUARD • 6-3 • 195

STERLING, VA. • POTOMAC FALLS/HOOD COLLEGE

# #33



| Opponent            | Min | FG-A-%   | 3FG-A-%     | FT-A-%   | O-D-T | A | TO | Blk | Stl | Pts |
|---------------------|-----|----------|-------------|----------|-------|---|----|-----|-----|-----|
| ALABAMA STATE#      |     |          | --- DNP --- |          |       |   |    |     |     |     |
| JACKSONVILLE STATE# |     |          | --- DNP --- |          |       |   |    |     |     |     |
| VMI                 |     |          | --- DNP --- |          |       |   |    |     |     |     |
| NORTH CAROLINA A&T  | 4   | 0-1-.000 | 0-1-.000    | 0-0-.000 | 0-0-0 | 0 | 0  | 0   | 0   | 0   |
| Iowa State^         |     |          | --- DNP --- |          |       |   |    |     |     |     |
| UAB^                |     |          | --- DNP --- |          |       |   |    |     |     |     |
| NORTHWESTERN%       |     |          | --- DNP --- |          |       |   |    |     |     |     |
| ARKANSAS-PINE BLUFF | 11  | 2-6-.333 | 1-5-.200    | 0-0-.000 | 1-0-1 | 0 | 2  | 0   | 1   | 5   |
| at Radford          |     |          | --- DNP --- |          |       |   |    |     |     |     |
| LAMAR               | 2   | 0-1-.000 | 0-0-.000    | 0-0-.000 | 0-0-0 | 0 | 0  | 0   | 0   | 0   |
| GRAMBLING STATE     | 15* | 0-2-.000 | 0-2-.000    | 0-0-.000 | 1-0-1 | 1 | 0  | 0   | 0   | 0   |
| St. Joseph's        |     |          | --- DNP --- |          |       |   |    |     |     |     |
| WEST VIRGINIA       |     |          | --- DNP --- |          |       |   |    |     |     |     |
| NC STATE            |     |          | --- DNP --- |          |       |   |    |     |     |     |
| VIRGINIA            |     |          | --- DNP --- |          |       |   |    |     |     |     |
| at Duke             |     |          |             |          |       |   |    |     |     |     |
| WAKE FOREST         |     |          |             |          |       |   |    |     |     |     |
| at Georgia Tech     |     |          |             |          |       |   |    |     |     |     |
| at Notre Dame       |     |          |             |          |       |   |    |     |     |     |
| NORTH CAROLINA      |     |          |             |          |       |   |    |     |     |     |
| LOUISVILLE          |     |          |             |          |       |   |    |     |     |     |
| at Pittsburgh       |     |          |             |          |       |   |    |     |     |     |
| at Syracuse         |     |          |             |          |       |   |    |     |     |     |
| CLEMSON             |     |          |             |          |       |   |    |     |     |     |
| at Virginia         |     |          |             |          |       |   |    |     |     |     |
| at Miami            |     |          |             |          |       |   |    |     |     |     |
| FLORIDA STATE       |     |          |             |          |       |   |    |     |     |     |
| at Boston College   |     |          |             |          |       |   |    |     |     |     |
| at Wake Forest      |     |          |             |          |       |   |    |     |     |     |
| PITTSBURGH          |     |          |             |          |       |   |    |     |     |     |
| MIAMI               |     |          |             |          |       |   |    |     |     |     |

\*- ACC games; # - Emerald Coast Classic (Blacksburg, Va.); ^ - Emerald Coast Classic (Destin, Fla.); % - Big 10/ACC Challenge;

**2015-16:** Made his first appearance of the season against North Carolina A&T ... Scored five points in 11 minutes against Arkansas-Pine Bluff, with one rebound and a steal ... Saw two minutes of action against Lamar ... Grabbed a rebound in his first start against Grambling State.

**At Hood:** Transferred to Virginia Tech from Hood College in Frederick, Maryland, where he played for two seasons ... Named to the MAC Honor Roll in 2014.

**High School:** Two-year letterwinner at Potomac falls High School ... All-district performer as a senior ... Team won VHSL AA championship in 2011 and was runner-up in 2012 ... Also ran track at Potomac Falls ... All-state in track in 2010 and 2011 and all-state in cross country in 2010 ... Member of the National Honor Society.

**Personal:** Son of Carolyn and Steve Galloway ... Has a younger brother, Christopher ... Father played football at Virginia Tech, lettering three years and leading the team in receptions in 1975 ... Brother runs track and field/cross country at George Mason ... Mother has competed in 13 marathons ... Majoring in history.

## CAREER HIGHS

### Points

Career 5 vs Arkansas-Pine Bluff (12/5/15)  
ACC N/A

### Minutes Played

Career 11 vs Arkansas-Pine Bluff (12/5/15)  
ACC N/A

### Field Goals Made

Career 2 vs Arkansas-Pine Bluff (12/5/15)  
ACC N/A

### Field Goal Attempts

Career 6 vs Arkansas-Pine Bluff (12/5/15)  
ACC N/A

### 3-PT Field Goals Made

Career 1 vs Arkansas-Pine Bluff (12/5/15)  
ACC N/A

### 3-PT Field Goal Attempts

Career 5 vs Arkansas-Pine Bluff (12/5/15)  
ACC N/A

### Free Throws Made

Career N/A  
ACC N/A

### Free Throw Attempts

Career N/A  
ACC N/A

### Rebounds

Career 1, 2x, last vs Grambling State (12/19/15)  
ACC N/A

### Assists

Career 1 vs Grambling State (12/19/15)  
ACC N/A

### Blocks

Career N/A  
ACC N/A

### Steals

Career 1 vs Arkansas-Pine Bluff (12/5/15)  
ACC N/A

| Year    | GP | GS | Min | -Avg. | FGM | -FGA | -Pct. | 3FGM | -FGA | -Pct. | FTM | -FTA | -Pct. | Off. | Def. | Reb | -Avg. | A | TO | Blk | Stl | TP | Avg. |
|---------|----|----|-----|-------|-----|------|-------|------|------|-------|-----|------|-------|------|------|-----|-------|---|----|-----|-----|----|------|
| 2015-16 | 4  | 1  | 32  | 8     | 2   | 10   | .200  | 1    | 8    | .125  | 0   | 0    | .000  | 2    | 0    | 2   | 0.5   | 1 | 2  | 0   | 1   | 5  | 1.3  |
| TOTAL   | 4  | 1  | 32  | 8     | 2   | 10   | .200  | 1    | 8    | .125  | 0   | 0    | .000  | 2    | 0    | 2   | 0.5   | 1 | 2  | 0   | 1   | 5  | 1.3  |

**THE STAT CREW SYSTEM**  
**Virginia Tech Combined Team Statistics (as of Jan 05, 2016)**  
**All games**

| <b>RECORD:</b> | <b>OVERALL</b> | <b>HOME</b> | <b>AWAY</b> | <b>NEUTRAL</b> |
|----------------|----------------|-------------|-------------|----------------|
| ALL GAMES      | 10-5           | 8-3         | 1-0         | 1-2            |
| CONFERENCE     | 2-0            | 2-0         | 0-0         | 0-0            |
| NON-CONFERENCE | 8-5            | 6-3         | 1-0         | 1-2            |

| #              | Player               | gp-gs | min  | avg  | Total   |      | 3-Point |      | F-Throw |       | Rebounds |     |     | pf   | dq  | a | to  | blk | stl | pts | avg  |      |
|----------------|----------------------|-------|------|------|---------|------|---------|------|---------|-------|----------|-----|-----|------|-----|---|-----|-----|-----|-----|------|------|
|                |                      |       |      |      | fg-fga  | fg%  | 3fg-fga | 3fg% | ft-fga  | ft%   | off      | def | tot |      |     |   |     |     |     |     |      |      |
| 32             | Zach LeDay           | 15-14 | 444  | 29.6 | 74-160  | .463 | 5-16    | .313 | 68-90   | .756  | 61       | 81  | 142 | 9.5  | 43  | 0 | 19  | 23  | 22  | 13  | 221  | 14.7 |
| 04             | Seth Allen           | 15-5  | 403  | 26.9 | 69-177  | .390 | 22-78   | .282 | 57-79   | .722  | 3        | 47  | 50  | 3.3  | 29  | 0 | 32  | 42  | 4   | 11  | 217  | 14.5 |
| 10             | Justin Bibbs         | 15-14 | 454  | 30.3 | 65-123  | .528 | 37-63   | .587 | 15-25   | .600  | 4        | 28  | 32  | 2.1  | 20  | 0 | 14  | 13  | 0   | 3   | 182  | 12.1 |
| 15             | Chris Clarke         | 11-10 | 283  | 25.7 | 39-88   | .443 | 0-3     | .000 | 38-56   | .679  | 29       | 52  | 81  | 7.4  | 23  | 0 | 20  | 20  | 1   | 12  | 116  | 10.5 |
| 23             | Jalen Hudson         | 15-7  | 275  | 18.3 | 36-85   | .424 | 8-27    | .296 | 29-47   | .617  | 10       | 16  | 26  | 1.7  | 25  | 1 | 8   | 20  | 4   | 13  | 109  | 7.3  |
| 24             | Kerry Blackshear Jr. | 15-2  | 290  | 19.3 | 43-81   | .531 | 2-11    | .182 | 13-27   | .481  | 28       | 50  | 78  | 5.2  | 41  | 1 | 5   | 16  | 6   | 8   | 101  | 6.7  |
| 05             | Justin Robinson      | 15-8  | 316  | 21.1 | 27-71   | .380 | 4-18    | .222 | 31-46   | .674  | 6        | 21  | 27  | 1.8  | 25  | 0 | 46  | 26  | 1   | 10  | 89   | 5.9  |
| 11             | Devin Wilson         | 12-4  | 291  | 24.3 | 10-26   | .385 | 1-8     | .125 | 14-22   | .636  | 1        | 22  | 23  | 1.9  | 24  | 0 | 35  | 13  | 0   | 9   | 35   | 2.9  |
| 22             | Johnny Hamilton      | 10-0  | 94   | 9.4  | 12-21   | .571 | 0-0     | .000 | 5-11    | .455  | 15       | 15  | 30  | 3.0  | 12  | 0 | 3   | 5   | 14  | 0   | 29   | 2.9  |
| 21             | Satchel Pierce       | 9-0   | 62   | 6.9  | 8-11    | .727 | 0-0     | .000 | 3-4     | .750  | 4        | 9   | 13  | 1.4  | 11  | 0 | 1   | 6   | 3   | 0   | 19   | 2.1  |
| 14             | Greg Donlon          | 4-0   | 6    | 1.5  | 3-4     | .750 | 0-0     | .000 | 2-2     | 1.000 | 1        | 3   | 4   | 1.0  | 0   | 0 | 0   | 1   | 0   | 0   | 8    | 2.0  |
| 00             | Shane Henry          | 14-10 | 125  | 8.9  | 8-22    | .364 | 0-0     | .000 | 7-25    | .280  | 10       | 27  | 37  | 2.6  | 20  | 1 | 2   | 8   | 6   | 3   | 23   | 1.6  |
| 33             | Matt Galloway        | 4-1   | 32   | 8.0  | 2-10    | .200 | 1-8     | .125 | 0-0     | .000  | 2        | 0   | 2   | 0.5  | 1   | 0 | 1   | 2   | 0   | 1   | 5    | 1.3  |
| Team           |                      |       |      |      |         |      |         |      |         |       |          |     | 25  | 21   | 46  |   |     |     |     | 2   |      |      |
| Total.....     |                      | 15    | 3075 |      | 396-879 | .451 | 80-232  | .345 | 282-434 | .650  | 199      | 392 | 591 | 39.4 | 274 | 3 | 186 | 197 | 61  | 83  | 1154 | 76.9 |
| Opponents..... |                      | 15    | 3075 |      | 376-929 | .405 | 110-342 | .322 | 172-254 | .677  | 185      | 356 | 541 | 36.1 | 360 | - | 185 | 214 | 72  | 85  | 1034 | 68.9 |

| <b>TEAM STATISTICS</b> | <b>VT</b> | <b>OPP</b> | <b>Date</b> | <b>Opponent</b>     | <b>Score</b> | <b>Att.</b> |      |
|------------------------|-----------|------------|-------------|---------------------|--------------|-------------|------|
| SCORING                | 1154      | 1034       | 11/14/15    | ALABAMA STATE       | L            | 82-85       | 6519 |
| Points per game        | 76.9      | 68.9       | 11/18/15    | JACKSONVILLE STATE  | W            | 71-62       | 4984 |
| Scoring margin         | +8.0      | -          | 11/21/15    | VMI                 | W            | 76-52       | 5644 |
| FIELD GOALS-ATT        | 396-879   | 376-929    | 11/24/15    | NORTH CAROLINA A&T  | W            | 90-60       | 4464 |
| Field goal pct         | .451      | .405       | 11/27/15    | vs Iowa State       | L            | 77-99       | 2222 |
| 3 POINT FG-ATT         | 80-232    | 110-342    | 11/28/15    | vs UAB              | Wot          | 82-77       | 2222 |
| 3-point FG pct         | .345      | .322       | 12/01/15    | NORTHWESTERN        | Lot          | 79-81       | 4879 |
| 3-pt FG made per game  | 5.3       | 7.3        | 12/05/15    | ARKANSAS-PINE BLUFF | W            | 80-45       | 4931 |
| FREE THROWS-ATT        | 282-434   | 172-254    | 12-09-15    | at Radford          | W            | 74-65       | 4013 |
| Free throw pct         | .650      | .677       | 12/13/15    | LAMAR               | W            | 88-53       | 4870 |
| F-Throws made per game | 18.8      | 11.5       | 12/19/15    | GRAMBLING STATE     | W            | 87-52       | 4649 |
| REBOUNDS               | 591       | 541        | 12/22/15    | vs Saint Joseph's   | L            | 62-79       | 0    |
| Rebounds per game      | 39.4      | 36.1       | 12/30/15    | WEST VIRGINIA       | L            | 63-88       | 9567 |
| Rebounding margin      | +3.3      | -          | * 01/02/16  | NC STATE            | Wot          | 73-68       | 4971 |
| ASSISTS                | 186       | 185        | * 01/04/16  | VIRGINIA            | W            | 70-68       | 6157 |
| Assists per game       | 12.4      | 12.3       |             |                     |              |             |      |
| TURNOVERS              | 197       | 214        |             |                     |              |             |      |
| Turnovers per game     | 13.1      | 14.3       |             |                     |              |             |      |
| Turnover margin        | +1.1      | -          |             |                     |              |             |      |
| Assist/turnover ratio  | 0.9       | 0.9        |             |                     |              |             |      |
| STEALS                 | 83        | 85         |             |                     |              |             |      |
| Steals per game        | 5.5       | 5.7        |             |                     |              |             |      |
| BLOCKS                 | 61        | 72         |             |                     |              |             |      |
| Blocks per game        | 4.1       | 4.8        |             |                     |              |             |      |
| ATTENDANCE             | 61635     | 8457       |             |                     |              |             |      |
| Home games-Avg/Game    | 11-5603   | 1-4013     |             |                     |              |             |      |
| Neutral site-Avg/Game  | -         | 3-1481     |             |                     |              |             |      |

\* - Conference game

| <b>Score by Periods</b> | <b>1st</b> | <b>2nd</b> | <b>OT</b> | <b>Totals</b> |
|-------------------------|------------|------------|-----------|---------------|
| Virginia Tech           | 532        | 593        | 29        | 1154          |
| Opponents               | 500        | 513        | 21        | 1034          |

**THE STAT CREW SYSTEM**  
**Virginia Tech Combined Team Statistics (as of Jan 05, 2016)**  
**Conference games**

| <b>RECORD:</b> | <b>OVERALL</b> | <b>HOME</b> | <b>AWAY</b> | <b>NEUTRAL</b> |
|----------------|----------------|-------------|-------------|----------------|
| ALL GAMES      | 2-0            | 2-0         | 0-0         | 0-0            |
| CONFERENCE     | 2-0            | 2-0         | 0-0         | 0-0            |
| NON-CONFERENCE | 0-0            | 0-0         | 0-0         | 0-0            |

| #              | Player               | gp-gs | min | avg  | Total  |      | 3-Point |      | F-Throw |       | Rebounds |     |     |      | pf | dq | a  | to | blk | stl | pts | avg  |
|----------------|----------------------|-------|-----|------|--------|------|---------|------|---------|-------|----------|-----|-----|------|----|----|----|----|-----|-----|-----|------|
|                |                      |       |     |      | fg-fga | fg%  | 3fg-fga | 3fg% | ft-fga  | ft%   | off      | def | tot | avg  |    |    |    |    |     |     |     |      |
| 04             | Seth Allen           | 2-2   | 73  | 36.5 | 13-30  | .433 | 5-10    | .500 | 5-8     | .625  | 1        | 5   | 6   | 3.0  | 4  | 0  | 4  | 5  | 1   | 2   | 36  | 18.0 |
| 32             | Zach LeDay           | 2-2   | 78  | 39.0 | 10-21  | .476 | 3-5     | .600 | 8-10    | .800  | 8        | 11  | 19  | 9.5  | 7  | 0  | 2  | 1  | 4   | 3   | 31  | 15.5 |
| 23             | Jalen Hudson         | 2-2   | 43  | 21.5 | 10-23  | .435 | 1-6     | .167 | 4-5     | .800  | 2        | 1   | 3   | 1.5  | 7  | 1  | 0  | 2  | 1   | 1   | 25  | 12.5 |
| 24             | Kerry Blackshear Jr. | 2-0   | 56  | 28.0 | 7-14   | .500 | 1-2     | .500 | 4-6     | .667  | 6        | 8   | 14  | 7.0  | 6  | 0  | 1  | 2  | 0   | 2   | 19  | 9.5  |
| 10             | Justin Bibbs         | 2-2   | 63  | 31.5 | 6-15   | .400 | 4-8     | .500 | 2-2     | 1.000 | 0        | 2   | 2   | 1.0  | 3  | 0  | 2  | 1  | 0   | 0   | 18  | 9.0  |
| 05             | Justin Robinson      | 2-0   | 44  | 22.0 | 4-10   | .400 | 0-2     | .000 | 3-5     | .600  | 1        | 2   | 3   | 1.5  | 3  | 0  | 7  | 0  | 1   | 2   | 11  | 5.5  |
| 11             | Devin Wilson         | 2-0   | 35  | 17.5 | 1-4    | .250 | 0-2     | .000 | 1-2     | .500  | 0        | 4   | 4   | 2.0  | 6  | 0  | 2  | 0  | 0   | 1   | 3   | 1.5  |
| 22             | Johnny Hamilton      | 1-0   | 5   | 5.0  | 0-0    | .000 | 0-0     | .000 | 0-0     | .000  | 0        | 1   | 1   | 1.0  | 0  | 0  | 0  | 0  | 0   | 0   | 0   | 0.0  |
| 21             | Satchel Pierce       | 1-0   | 2   | 2.0  | 0-0    | .000 | 0-0     | .000 | 0-0     | .000  | 0        | 0   | 0   | 0.0  | 1  | 0  | 0  | 0  | 0   | 0   | 0   | 0.0  |
| 00             | Shane Henry          | 2-2   | 26  | 13.0 | 0-3    | .000 | 0-0     | .000 | 0-6     | .000  | 0        | 8   | 8   | 4.0  | 5  | 0  | 2  | 1  | 2   | 0   | 0   | 0.0  |
| Team           |                      |       |     |      |        |      |         |      |         |       | 3        | 0   | 3   |      |    |    |    |    |     |     |     |      |
| Total.....     |                      | 2     | 425 |      | 51-120 | .425 | 14-35   | .400 | 27-44   | .614  | 21       | 42  | 63  | 31.5 | 42 | 1  | 20 | 12 | 9   | 11  | 143 | 71.5 |
| Opponents..... |                      | 2     | 425 |      | 45-114 | .395 | 14-43   | .326 | 32-47   | .681  | 31       | 53  | 84  | 42.0 | 41 | -  | 22 | 26 | 14  | 6   | 136 | 68.0 |

| <b>TEAM STATISTICS</b> | <b>VT</b> | <b>OPP</b> | <b>Date</b>         | <b>Opponent</b> | <b>Score</b> | <b>Att.</b> |
|------------------------|-----------|------------|---------------------|-----------------|--------------|-------------|
| SCORING                | 143       | 136        | * 01/02/16          | NC STATE        | Wot 73-68    | 4971        |
| Points per game        | 71.5      | 68.0       | * 01/04/16          | VIRGINIA        | W 70-68      | 6157        |
| Scoring margin         | +3.5      | -          | * - Conference game |                 |              |             |
| FIELD GOALS-ATT        | 51-120    | 45-114     |                     |                 |              |             |
| Field goal pct         | .425      | .395       |                     |                 |              |             |
| 3 POINT FG-ATT         | 14-35     | 14-43      |                     |                 |              |             |
| 3-point FG pct         | .400      | .326       |                     |                 |              |             |
| 3-pt FG made per game  | 7.0       | 7.0        |                     |                 |              |             |
| FREE THROWS-ATT        | 27-44     | 32-47      |                     |                 |              |             |
| Free throw pct         | .614      | .681       |                     |                 |              |             |
| F-Throws made per game | 13.5      | 16.0       |                     |                 |              |             |
| REBOUNDS               | 63        | 84         |                     |                 |              |             |
| Rebounds per game      | 31.5      | 42.0       |                     |                 |              |             |
| Rebounding margin      | -10.5     | -          |                     |                 |              |             |
| ASSISTS                | 20        | 22         |                     |                 |              |             |
| Assists per game       | 10.0      | 11.0       |                     |                 |              |             |
| TURNOVERS              | 12        | 26         |                     |                 |              |             |
| Turnovers per game     | 6.0       | 13.0       |                     |                 |              |             |
| Turnover margin        | +7.0      | -          |                     |                 |              |             |
| Assist/turnover ratio  | 1.7       | 0.8        |                     |                 |              |             |
| STEALS                 | 11        | 6          |                     |                 |              |             |
| Steals per game        | 5.5       | 3.0        |                     |                 |              |             |
| BLOCKS                 | 9         | 14         |                     |                 |              |             |
| Blocks per game        | 4.5       | 7.0        |                     |                 |              |             |
| ATTENDANCE             | 11128     | 0          |                     |                 |              |             |
| Home games-Avg/Game    | 2-5564    | 0-0        |                     |                 |              |             |
| Neutral site-Avg/Game  | -         | 0-0        |                     |                 |              |             |

| <b>Score by Periods</b> | <b>1st</b> | <b>2nd</b> | <b>OT</b> | <b>Totals</b> |
|-------------------------|------------|------------|-----------|---------------|
| Virginia Tech           | 50         | 81         | 12        | 143           |
| Opponents               | 55         | 74         | 7         | 136           |



**THE STAT CREW SYSTEM**  
**Virginia Tech Team Game-by-Game Comparison (as of Jan 05, 2016)**  
**All games**

| Opponent            | 1st   | 2nd   | Score | Mar  | Total FG    | FG Pct    | 3-Pointers | 3FG Pct   | Free Throws | FT Pct    | Rebounds   | Assist | T/Over | Block | Steal | Fouls |
|---------------------|-------|-------|-------|------|-------------|-----------|------------|-----------|-------------|-----------|------------|--------|--------|-------|-------|-------|
| ALABAMA STATE       | 42/37 | 40/48 | 82-85 | (3)  | 27-57/30-71 | .474/.423 | 3-12/9-28  | .250/.321 | 25-40/16-21 | .625/.762 | 41/36 +5   | 13/12  | 11/8   | 6/4   | 4/4   | 19/29 |
| JACKSONVILLE STATE  | 38/33 | 33/29 | 71-62 | +9   | 26-59/24-64 | .441/.375 | 4-16/8-29  | .250/.276 | 15-30/6-8   | .500/.750 | 54/29 +25  | 12/10  | 17/9   | 2/2   | 3/8   | 15/23 |
| VMI                 | 29/29 | 47/23 | 76-52 | +24  | 23-49/19-74 | .469/.257 | 6-12/9-33  | .500/.273 | 24-33/5-6   | .727/.833 | 49/37 +12  | 13/7   | 17/8   | 7/5   | 3/7   | 12/21 |
| NORTH CAROLINA A&T  | 46/32 | 44/28 | 90-60 | +30  | 27-54/24-66 | .500/.364 | 2-13/6-21  | .154/.286 | 34-50/6-10  | .680/.600 | 41/33 +8   | 17/12  | 15/20  | 6/3   | 6/7   | 17/34 |
| Iowa State          | 30/52 | 47/47 | 77-99 | (22) | 31-67/37-64 | .463/.578 | 3-15/13-21 | .200/.619 | 12-25/12-17 | .480/.706 | 38/36 +2   | 10/20  | 11/10  | 3/9   | 3/6   | 18/22 |
| UAB                 | 35/38 | 36/33 | 82-77 | +5   | 26-59/29-65 | .441/.446 | 6-16/9-26  | .375/.346 | 24-32/10-18 | .750/.556 | 46/30 +16  | 12/16  | 17/12  | 3/7   | 5/5   | 21/22 |
| NORTHWESTERN        | 36/45 | 37/28 | 79-81 | (2)  | 27-66/32-67 | .409/.478 | 7-17/10-26 | .412/.385 | 18-23/7-11  | .783/.636 | 42/36 +6   | 10/15  | 12/12  | 2/5   | 4/5   | 15/21 |
| ARKANSAS-PINE BLUFF | 37/16 | 43/29 | 80-45 | +35  | 21-52/15-52 | .404/.288 | 7-14/4-19  | .500/.211 | 31-40/11-17 | .775/.647 | 44/26 +18  | 13/10  | 17/21  | 3/3   | 11/9  | 17/30 |
| Radford             | 41/27 | 33/38 | 74-65 | +9   | 28-56/25-60 | .500/.417 | 3-8/3-20   | .375/.150 | 15-28/12-17 | .536/.706 | 33/39 (6)  | 17/10  | 8/14   | 3/2   | 9/4   | 16/20 |
| LAMAR               | 51/23 | 37/30 | 88-53 | +35  | 33-68/18-54 | .485/.333 | 9-24/7-20  | .375/.350 | 13-23/10-15 | .565/.667 | 46/36 +10  | 18/12  | 13/20  | 4/5   | 5/3   | 17/27 |
| GRAMBLING STATE     | 35/32 | 52/20 | 87-52 | +35  | 33-72/21-51 | .458/.412 | 10-26/6-19 | .385/.316 | 11-16/4-7   | .688/.571 | 38/29 +9   | 15/8   | 10/24  | 3/5   | 8/2   | 11/23 |
| Saint Joseph's      | 26/35 | 36/44 | 62-79 | (17) | 25-62/26-66 | .403/.394 | 4-17/8-21  | .235/.381 | 8-11/19-25  | .727/.760 | 32/48 (16) | 8/15   | 15/13  | 8/4   | 6/9   | 24/17 |
| WEST VIRGINIA       | 36/46 | 27/42 | 63-88 | (25) | 18-38/31-61 | .474/.508 | 2-7/4-16   | .286/.250 | 25-39/22-35 | .641/.629 | 24/42 (18) | 8/16   | 22/17  | 2/4   | 5/10  | 30/30 |
| NC STATE            | 24/34 | 37/27 | 73-68 | +5   | 27-69/21-65 | .391/.323 | 5-18/5-23  | .278/.217 | 14-22/21-33 | .636/.636 | 41/50 (9)  | 3/7    | 4/10   | 7/8   | 2/1   | 24/19 |
| VIRGINIA            | 26/21 | 44/47 | 70-68 | +2   | 24-51/24-49 | .471/.490 | 9-17/9-20  | .529/.450 | 13-22/11-14 | .591/.786 | 22/34 (12) | 17/15  | 8/16   | 2/6   | 9/5   | 18/22 |

Note: Game totals are displayed in the format TEAM/OPPONENT for each category

**THE STAT CREW SYSTEM**  
**Virginia Tech Points-Rebounds-Assists (as of Jan 05, 2016)**  
**All games**

| Opponent            | Date     | Score |   | 00         | 04         | 05         | 10         | 11         | 14         | 15         |
|---------------------|----------|-------|---|------------|------------|------------|------------|------------|------------|------------|
|                     |          |       |   | HENRY,SHAN | ALLEN,SETH | ROBINSON,J | BIBBS,JUST | WILSON,DEV | DONLON,GRE | CLARKE,CHR |
| ALABAMA STATE       | 11/14/15 | 82-85 | L | 1-2-0      | 13-4-4     | 8-2-4      | 9-2-1      | DNP        | DNP        | 10-3-2     |
| JACKSONVILLE STATE  | 11/18/15 | 71-62 | w | 6-5-0      | 7-3-1      | 6-4-3      | 11-7-1     | DNP        | DNP        | 12-11-2    |
| VMI                 | 11/21/15 | 76-52 | w | 2-3-0      | 17-6-3     | 11-4-3     | 11-1-3     | DNP        | DNP        | 14-5-2     |
| NORTH CAROLINA A&T  | 11/24/15 | 90-60 | w | 1-0-0      | 7-2-2      | 4-1-5      | 12-3-0     | 2-1-3      | 4-0-0      | 14-8-2     |
| vs Iowa State       | 11/27/15 | 77-99 | L | 0-2-0      | 10-1-2     | 11-5-2     | 11-0-0     | 2-2-2      | DNP        | 9-6-2      |
| vs UAB              | 11/28/15 | 82-77 | w | 0-3-0      | 23-4-1     | 9-0-1      | 8-0-0      | 7-3-5      | DNP        | 10-16-2    |
| NORTHWESTERN        | 12/01/15 | 79-81 | L | 0-2-0      | 25-4-2     | 0-1-2      | 17-2-1     | 4-1-5      | DNP        | 11-13-0    |
| ARKANSAS-PINE BLUFF | 12/05/15 | 80-45 | w | 1-4-0      | 11-1-1     | 4-1-5      | 13-4-1     | 2-4-2      | 0-2-0      | 14-6-2     |
| at Radford          | 12-09-15 | 74-65 | w | DNP        | 17-2-2     | 3-0-3      | 11-2-1     | 7-3-5      | DNP        | 4-3-1      |
| LAMAR               | 12/13/15 | 88-53 | w | 0-2-0      | 10-4-7     | 3-3-2      | 17-4-1     | 1-1-3      | 0-1-0      | 11-6-4     |
| GRAMBLING STATE     | 12/19/15 | 87-52 | w | 0-2-0      | 13-7-1     | 8-0-7      | 31-2-0     | 2-0-4      | 4-1-0      | DNP        |
| vs Saint Joseph's   | 12/22/15 | 62-79 | L | 0-0-0      | 18-4-1     | 5-1-0      | 8-0-1      | 1-4-3      | DNP        | 7-4-1      |
| WEST VIRGINIA       | 12/30/15 | 63-88 | L | 12-4-0     | 10-2-1     | 6-2-2      | 5-3-2      | 4-0-1      | DNP        | DNP        |
| NC STATE            | 01/02/16 | 73-68 | w | 0-4-0      | 23-4-1     | 6-3-1      | 2-2-0      | 1-2-0      | DNP        | DNP        |
| VIRGINIA            | 01/04/16 | 70-68 | w | 0-4-2      | 13-2-3     | 5-0-6      | 16-0-2     | 2-2-2      | DNP        | DNP        |

| Opponent            | Date     | Score |   | 21         | 22         | 23         | 24         | 32         | 33         |
|---------------------|----------|-------|---|------------|------------|------------|------------|------------|------------|
|                     |          |       |   | PIERCE,SAT | HAMILTON,J | HUDSON,JAL | ,KERRY BLA | LEDAY,ZACH | GALLOWAY,M |
| ALABAMA STATE       | 11/14/15 | 82-85 | L | 5-2-0      | 0-1-0      | 3-1-0      | 7-8-0      | 26-15-2    | DNP        |
| JACKSONVILLE STATE  | 11/18/15 | 71-62 | w | DNP        | 8-4-1      | 0-0-1      | 6-8-1      | 15-9-2     | DNP        |
| VMI                 | 11/21/15 | 76-52 | w | 0-0-0      | 8-11-1     | 0-0-0      | 0-6-1      | 13-10-0    | DNP        |
| NORTH CAROLINA A&T  | 11/24/15 | 90-60 | w | 0-1-1      | 6-7-0      | 2-0-1      | 12-2-1     | 26-12-2    | 0-0-0      |
| vs Iowa State       | 11/27/15 | 77-99 | L | 0-0-0      | 4-4-0      | 7-3-1      | 4-2-0      | 19-8-1     | DNP        |
| vs UAB              | 11/28/15 | 82-77 | w | DNP        | 3-2-0      | 3-2-1      | 4-1-0      | 15-10-2    | DNP        |
| NORTHWESTERN        | 12/01/15 | 79-81 | L | 6-7-0      | 0-0-0      | 8-6-0      | 6-3-0      | 2-1-0      | DNP        |
| ARKANSAS-PINE BLUFF | 12/05/15 | 80-45 | w | 2-2-0      | DNP        | 15-4-2     | 0-0-0      | 13-10-0    | 5-1-0      |
| at Radford          | 12-09-15 | 74-65 | w | DNP        | DNP        | 12-2-2     | 13-8-0     | 7-9-3      | DNP        |
| LAMAR               | 12/13/15 | 88-53 | w | 2-1-0      | DNP        | 14-1-0     | 11-10-1    | 19-10-0    | 0-0-0      |
| GRAMBLING STATE     | 12/19/15 | 87-52 | w | DNP        | DNP        | 4-0-0      | 11-12-0    | 14-9-2     | 0-1-1      |
| vs Saint Joseph's   | 12/22/15 | 62-79 | L | DNP        | 0-0-1      | 7-3-0      | 6-3-0      | 10-11-1    | DNP        |
| WEST VIRGINIA       | 12/30/15 | 63-88 | L | 4-0-0      | 0-0-0      | 9-1-0      | 2-1-0      | 11-9-2     | DNP        |
| NC STATE            | 01/02/16 | 73-68 | w | 0-0-0      | 0-1-0      | 23-3-0     | 9-8-0      | 9-12-1     | DNP        |
| VIRGINIA            | 01/04/16 | 70-68 | w | DNP        | DNP        | 2-0-0      | 10-6-1     | 22-7-1     | DNP        |

# 2015-16 Box Scores



## Official Basketball Box Score - Game Totals - Final Statistics Alabama State vs Virginia Tech November 14, 2015 7:00 PM Cassell Coliseum, Blacksburg, Va.



## Official Basketball Box Score - Game Totals - Final Statistics Jacksonville State vs Virginia Tech November 18, 2015 7:00 PM Cassell Coliseum, Blacksburg, Va.



### Alabama State 85 - 1-0

| #             | Player           | Total FG-FGA | 3-Pr FG-FGA | FT-FTA       | Rebounds Off Def Tot | PF        | TP        | A         | TO       | Blk      | Stl      | Min        |
|---------------|------------------|--------------|-------------|--------------|----------------------|-----------|-----------|-----------|----------|----------|----------|------------|
| 01            | Chidozie Omie    | 3-7          | 1-2         | 0-0          | 2 1 3                | 4         | 7         | 0         | 0        | 0        | 0        | 17         |
| 52            | Steve Rogers     | 4-11         | 1-4         | 0-0          | 4 1 5                | 3         | 9         | 0         | 0        | 0        | 1        | 28         |
| 45            | Robert Ojiah     | 1-1          | 0-0         | 0-0          | 0 0 0                | 2         | 2         | 0         | 0        | 0        | 0        | 5          |
| 12            | Jamel Waters     | 6-16         | 4-8         | 5-5          | 0 6 6                | 2         | 21        | 7         | 3        | 0        | 2        | 35         |
| 09            | Torloft Thomas   | 2-8          | 1-6         | 8-10         | 0 3 3                | 4         | 13        | 2         | 3        | 0        | 0        | 34         |
| 08            | Corvon Butler    | 5-7          | 0-1         | 0-0          | 2 3 5                | 4         | 10        | 0         | 0        | 0        | 0        | 17         |
| 00            | Bobby Brown      | 6-14         | 2-6         | 0-0          | 2 3 5                | 1         | 14        | 0         | 2        | 1        | 0        | 28         |
| 20            | Glenn Hollaway   | 2-2          | 0-0         | 2-2          | 2 3 5                | 5         | 6         | 1         | 0        | 3        | 0        | 20         |
| 25            | Mikel Tyson      | 0-0          | 0-0         | 0-0          | 0 0 0                | 0         | 0         | 0         | 0        | 0        | 0        | 1          |
| 30            | Terrance LeFlore | 1-5          | 0-1         | 1-4          | 0 0 0                | 4         | 3         | 2         | 0        | 0        | 1        | 15         |
| Team          |                  |              |             |              |                      | 3         | 1         | 4         |          |          |          |            |
| <b>Totals</b> |                  | <b>30-71</b> | <b>9-28</b> | <b>16-21</b> | <b>15 21 36</b>      | <b>29</b> | <b>85</b> | <b>12</b> | <b>8</b> | <b>4</b> | <b>4</b> | <b>200</b> |

FG % 1st Half: 13-37 35.1% 2nd Half: 17-34 50.0% Game: 30-71 42.3%  
 3FG % 1st Half: 5-18 27.8% 2nd Half: 4-10 40.0% Game: 9-28 32.1%  
 FT % 1st Half: 6-8 75.0% 2nd Half: 10-13 76.9% Game: 16-21 76.2%

### Virginia Tech 82 - 0-1

| #             | Player               | Total FG-FGA | 3-Pr FG-FGA | FT-FTA       | Rebounds Off Def Tot | PF        | TP        | A         | TO        | Blk      | Stl      | Min        |
|---------------|----------------------|--------------|-------------|--------------|----------------------|-----------|-----------|-----------|-----------|----------|----------|------------|
| 23            | Jalen Hudson         | 1-2          | 0-0         | 1-1          | 1 0 1                | 0         | 3         | 0         | 2         | 0        | 0        | 15         |
| 10            | Justin Bibbe         | 4-11         | 1-3         | 0-0          | 0 2 2                | 2         | 9         | 1         | 1         | 0        | 1        | 32         |
| 00            | Shane Henry          | 0-2          | 0-0         | 1-2          | 0 2 2                | 3         | 1         | 0         | 0         | 1        | 0        | 9          |
| 04            | Seth Allen           | 2-9          | 2-7         | 7-8          | 0 4 4                | 4         | 13        | 4         | 4         | 0        | 0        | 27         |
| 32            | Zach LeDay           | 10-16        | 0-0         | 6-9          | 7 8 15               | 2         | 26        | 2         | 0         | 1        | 0        | 35         |
| 06            | Justin Robinson      | 2 3          | 0 1         | 4 7          | 1 1 2                | 1         | 8         | 1         | 1         | 0        | 1        | 28         |
| 15            | Chris Clarke         | 3-4          | 0-0         | 4-7          | 1 2 3                | 3         | 10        | 2         | 1         | 0        | 1        | 22         |
| 21            | Satchel Pierce       | 2-3          | 0-0         | 1-1          | 0 2 2                | 3         | 5         | 0         | 1         | 2        | 0        | 5          |
| 22            | Johnny Hamilton      | 0-1          | 0-0         | 0-0          | 1 0 1                | 0         | 0         | 0         | 0         | 1        | 0        | 2          |
| 24            | Kerry Blackshear Jr. | 3-6          | 0-1         | 1-5          | 3 5 8                | 1         | 7         | 0         | 1         | 1        | 1        | 25         |
| Team          |                      |              |             |              |                      | 0         | 1         | 1         |           |          |          |            |
| <b>Totals</b> |                      | <b>27-57</b> | <b>3-12</b> | <b>25-40</b> | <b>14 27 41</b>      | <b>19</b> | <b>82</b> | <b>13</b> | <b>11</b> | <b>6</b> | <b>4</b> | <b>200</b> |

FG % 1st Half: 14-33 42.4% 2nd Half: 13-24 54.2% Game: 27-57 47.4%  
 3FG % 1st Half: 2-7 28.6% 2nd Half: 1-5 20.0% Game: 3-12 25.0%  
 FT % 1st Half: 12-18 66.7% 2nd Half: 13-22 59.1% Game: 25-40 62.5%

Officials: Sean Hull, Matt Potter, Troy Steyers  
 Technical fouls: Alabama State-None, Virginia Tech-None.  
 Attendance: 6,518

| Score by period | 1st | 2nd | Total |
|-----------------|-----|-----|-------|
| Alabama State   | 37  | 48  | 85    |
| Virginia Tech   | 42  | 40  | 82    |

| Points | In    | Off | 2nd     | Fast  | Bench |
|--------|-------|-----|---------|-------|-------|
| ALST   | Paint | TO  | Offense | Break |       |
| VT     | 26    | 9   | 19      | 16    | 30    |

Last FG - ALST 2nd-01:20, VT 2nd-02:17  
 Largest lead - ALST by 8 2nd-0:39, VT by 11 1st-09:44  
 ALST led for 11:10, VT led for 39:07. Game was tied for 2:26.

Score tied - 8 times.  
 Lead changed - 9 times.

### Jacksonville State 62 - 2-2

| #             | Player               | Total FG-FGA | 3-Pr FG-FGA | FT-FTA     | Rebounds Off Def Tot | PF        | TP        | A         | TO       | Blk      | Stl      | Min        |
|---------------|----------------------|--------------|-------------|------------|----------------------|-----------|-----------|-----------|----------|----------|----------|------------|
| 21            | Malcolm Drumwright   | 6-20         | 1-8         | 0-0        | 0 0 0                | 4         | 13        | 4         | 0        | 0        | 2        | 31         |
| 31            | Christian Cunningham | 0-2          | 0-0         | 0-0        | 1 1 2                | 2         | 0         | 0         | 0        | 1        | 0        | 8          |
| 18            | Erik Durham          | 8-14         | 3-8         | 2-2        | 0 8 8                | 2         | 21        | 1         | 1        | 0        | 1        | 36         |
| 15            | Jared Hamilton       | 4-9          | 0-2         | 0-0        | 2 1 3                | 2         | 8         | 3         | 1        | 0        | 2        | 34         |
| 02            | Jaquell Townser      | 4-4          | 0-2         | 0-0        | 0 1 1                | 3         | 0         | 2         | 3        | 0        | 2        | 27         |
| 00            | Dimitko Bogdan       | 0-0          | 0-0         | 0-0        | 0 0 0                | 0         | 0         | 0         | 0        | 0        | 0        | 1          |
| 01            | Greg Tucker          | 3-8          | 2-6         | 2-3        | 0 4 4                | 4         | 10        | 0         | 0        | 0        | 0        | 25         |
| 24            | Cusmane Ba           | 0-0          | 0-0         | 0-0        | 0 0 0                | 0         | 0         | 0         | 0        | 0        | 0        | 2          |
| 32            | Jeremy Watson        | 3-5          | 2-3         | 2-3        | 2 3 5                | 4         | 10        | 0         | 3        | 1        | 1        | 31         |
| 33            | Andre Statom         | 0-2          | 0-2         | 0-0        | 0 2 2                | 2         | 0         | 0         | 0        | 0        | 0        | 5          |
| Team          |                      |              |             |            |                      | 2         | 2         | 4         |          |          |          |            |
| <b>Totals</b> |                      | <b>24-64</b> | <b>8-29</b> | <b>6-8</b> | <b>7 22 29</b>       | <b>23</b> | <b>62</b> | <b>10</b> | <b>9</b> | <b>2</b> | <b>8</b> | <b>200</b> |

FG % 1st Half: 14-35 40.0% 2nd Half: 10-29 34.5% Game: 24-64 37.5%  
 3FG % 1st Half: 5-17 29.4% 2nd Half: 3-12 25.0% Game: 8-29 27.6%  
 FT % 1st Half: 0-0 0.0% 2nd Half: 8-8 75.0% Game: 8-8 75.0%

### Virginia Tech 71 - 1-1

| #             | Player               | Total FG-FGA | 3-Pr FG-FGA | FT-FTA       | Rebounds Off Def Tot | PF        | TP        | A         | TO        | Blk      | Stl      | Min        |
|---------------|----------------------|--------------|-------------|--------------|----------------------|-----------|-----------|-----------|-----------|----------|----------|------------|
| 00            | Shane Henry          | 3-4          | 0-0         | 0-2          | 3 2 5                | 1         | 0         | 0         | 1         | 0        | 1        | 14         |
| 32            | Zach LeDay           | 6-11         | 1-1         | 2-4          | 5 4 9                | 3         | 15        | 2         | 2         | 2        | 1        | 33         |
| 10            | Justin Bibbe         | 4-6          | 3-4         | 0-3          | 0 7 7                | 0         | 11        | 1         | 1         | 0        | 0        | 33         |
| 15            | Chris Clarke         | 4-11         | 0-1         | 4-5          | 4 7 11               | 4         | 12        | 2         | 4         | 0        | 0        | 28         |
| 05            | Justin Robinson      | 0-4          | 0-2         | 6-9          | 1 3 4                | 6         | 3         | 1         | 0         | 1        | 0        | 27         |
| 04            | Seth Allen           | 2 0          | 0 4         | 3 8          | 0 3 3                | 1         | 7         | 1         | 5         | 0        | 0        | 21         |
| 22            | Johnny Hamilton      | 4-4          | 0-0         | 1-1          | 3 1 4                | 1         | 8         | 1         | 2         | 0        | 0        | 12         |
| 23            | Jalen Hudson         | 0-3          | 0-1         | 0-0          | 0 0 0                | 1         | 0         | 1         | 1         | 0        | 0        | 12         |
| 24            | Kerry Blackshear Jr. | 3-7          | 0-3         | 0-0          | 2 6 8                | 2         | 6         | 1         | 0         | 0        | 0        | 20         |
| Team          |                      |              |             |              |                      | 2         | 1         | 3         |           |          |          |            |
| <b>Totals</b> |                      | <b>26 59</b> | <b>4 16</b> | <b>15 30</b> | <b>20 34 54</b>      | <b>15</b> | <b>71</b> | <b>12</b> | <b>17</b> | <b>2</b> | <b>3</b> | <b>200</b> |

FG % 1st Half: 14-34 41.2% 2nd Half: 12-25 48.0% Game: 26-59 44.1%  
 3FG % 1st Half: 3-10 30.0% 2nd Half: 1-8 16.7% Game: 4-18 25.0%  
 FT % 1st Half: 7-13 53.8% 2nd Half: 8-17 47.1% Game: 15-30 50.0%

Officials: Mike Cash, Chuck Jones, Ron Tyluski  
 Technical fouls: Jacksonville State-None, Virginia Tech-None.  
 Attendance: 4,894

| Score by period    | 1st | 2nd | Total |
|--------------------|-----|-----|-------|
| Jacksonville State | 33  | 29  | 62    |
| Virginia Tech      | 38  | 33  | 71    |

| Points | In    | Off | 2nd     | Fast  | Bench |
|--------|-------|-----|---------|-------|-------|
| JSU    | Paint | TO  | Offense | Break |       |
| VT     | 24    | 16  | 10      | 10    | 20    |

Last FG - JSU 2nd-02:40, VT 2nd-00:20  
 Largest lead - JSU by 4 1st-10:26, VT by 12 2nd-15:00  
 JSU led for 11:11, VT led for 34:56. Game was tied for 4:15.

Score tied - 7 times.  
 Lead changed - 2 times.



## Official Basketball Box Score - Game Totals - Final Statistics VMI vs Virginia Tech November 21, 2015 7:00 PM Cassell Coliseum, Blacksburg, Va.



## Official Basketball Box Score - Game Totals - Final Statistics North Carolina A&T vs Virginia Tech November 24, 2015 7:00 PM Cassell Coliseum, Blacksburg, Va.



### VMI 52 - 1-2

| #             | Player           | Total FG-FGA | 3-Pr FG-FGA | FT-FTA     | Rebounds Off Def Tot | PF        | TP        | A        | TO       | Blk      | Stl      | Min        |
|---------------|------------------|--------------|-------------|------------|----------------------|-----------|-----------|----------|----------|----------|----------|------------|
| 23            | Tim Marshall     | 0-3          | 0-0         | 0-0        | 1 0 1                | 1         | 0         | 0        | 1        | 0        | 1        | 8          |
| 32            | Phillip Anglade  | 2-7          | 0-0         | 0-0        | 5 4 9                | 4         | 4         | 0        | 1        | 1        | 1        | 22         |
| 35            | Julian Eleby     | 4-13         | 4-9         | 3-4        | 2 2 4                | 4         | 15        | 2        | 1        | 0        | 1        | 38         |
| 22            | QJ Peterson      | 10-29        | 4-15        | 2-2        | 2 4 6                | 2         | 26        | 2        | 2        | 0        | 2        | 39         |
| 15            | Tray Chapman     | 0-7          | 0-0         | 0-0        | 1 2 3                | 3         | 0         | 1        | 0        | 1        | 0        | 28         |
| 00            | Austin Vesteron  | 0-2          | 0-1         | 0-0        | 0 0 0                | 0         | 0         | 0        | 0        | 0        | 0        | 14         |
| 00            | Adrian Rich      | 1-6          | 0-1         | 0-0        | 1 1 2                | 2         | 2         | 0        | 2        | 0        | 1        | 21         |
| 05            | Fred Inafemey    | 1-3          | 0-0         | 0-0        | 1 5 6                | 2         | 2         | 1        | 1        | 3        | 1        | 16         |
| 12            | D'Andre Mahaffey | 0-1          | 0-0         | 0-0        | 0 1 1                | 0         | 0         | 0        | 0        | 0        | 0        | 2          |
| 40            | Jordan Weethee   | 1-3          | 1-3         | 0-0        | 0 0 0                | 3         | 3         | 1        | 0        | 0        | 0        | 12         |
| Team          |                  |              |             |            |                      | 4         | 1         | 5        |          |          |          |            |
| <b>Totals</b> |                  | <b>19-74</b> | <b>9-33</b> | <b>5-6</b> | <b>17 20 37</b>      | <b>21</b> | <b>52</b> | <b>7</b> | <b>8</b> | <b>5</b> | <b>7</b> | <b>200</b> |

FG % 1st Half: 11-35 31.4% 2nd Half: 8-38 20.5% Game: 19-74 25.7%  
 3FG % 1st Half: 7-18 38.9% 2nd Half: 2-15 13.3% Game: 9-33 27.3%  
 FT % 1st Half: 0-0 0.0% 2nd Half: 5-8 63.3% Game: 5-8 63.3%

### Virginia Tech 76 - 2-1

| #             | Player               | Total FG-FGA | 3-Pr FG-FGA | FT-FTA       | Rebounds Off Def Tot | PF        | TP        | A         | TO        | Blk      | Stl      | Min        |
|---------------|----------------------|--------------|-------------|--------------|----------------------|-----------|-----------|-----------|-----------|----------|----------|------------|
| 00            | Shane Henry          | 1-2          | 0-0         | 0-0          | 0 3 3                | 1         | 2         | 0         | 1         | 2        | 2        | 14         |
| 32            | Zach LeDay           | 3-11         | 0-0         | 7-7          | 3 7 10               | 3         | 13        | 0         | 2         | 1        | 0        | 34         |
| 10            | Justin Bibbe         | 4-6          | 2-3         | 1-2          | 0 1 1                | 0         | 11        | 3         | 0         | 0        | 0        | 31         |
| 15            | Chris Clarke         | 3-5          | 0-0         | 8-12         | 1 4 5                | 2         | 14        | 2         | 0         | 0        | 1        | 28         |
| 05            | Justin Robinson      | 4-8          | 1-3         | 2-2          | 0 4 4                | 2         | 11        | 3         | 5         | 0        | 0        | 30         |
| 04            | Seth Allen           | 5-11         | 3-5         | 4-7          | 0 6 6                | 3         | 17        | 3         | 4         | 1        | 0        | 25         |
| 21            | Satchel Pierce       | 0-0          | 0-0         | 0-0          | 0 0 0                | 0         | 0         | 0         | 2         | 0        | 0        | 2          |
| 22            | Johnny Hamilton      | 2-4          | 0-0         | 2-3          | 0 5 11               | 1         | 8         | 1         | 1         | 3        | 0        | 18         |
| 23            | Jalen Hudson         | 0-0          | 0-0         | 0-0          | 0 0 0                | 0         | 0         | 0         | 0         | 0        | 0        | 5          |
| 24            | Kerry Blackshear Jr. | 0-2          | 0-1         | 0-0          | 2 4 6                | 0         | 0         | 0         | 1         | 1        | 0        | 15         |
| Team          |                      |              |             |              |                      | 0         | 3         | 3         |           |          |          |            |
| <b>Totals</b> |                      | <b>23-49</b> | <b>6-12</b> | <b>24-33</b> | <b>12 37 49</b>      | <b>12</b> | <b>76</b> | <b>13</b> | <b>17</b> | <b>7</b> | <b>3</b> | <b>200</b> |

FG % 1st Half: 7-17 41.2% 2nd Half: 16-32 50.0% Game: 23-49 46.9%  
 3FG % 1st Half: 0-3 0.0% 2nd Half: 6-9 66.7% Game: 6-12 50.0%  
 FT % 1st Half: 15-18 83



# 2015-16 Box Scores



## Official Basketball Box Score -- Game Totals -- Final Statistics Virginia Tech vs Iowa State November 27, 2015 6:00 PM Emerald Coast Classic



### Virginia Tech 77 - 3-2

| #  | Player               | Total        |             | 3-Pr         | FT-FTA    | Rebounds  |           | PF        | TP        | A         | TO        | Blk      | Stl      | Min        |
|----|----------------------|--------------|-------------|--------------|-----------|-----------|-----------|-----------|-----------|-----------|-----------|----------|----------|------------|
|    |                      | FG-FGA       | FG-FGA      |              |           | Off       | Def       |           |           |           |           |          |          |            |
| 32 | Zach LeDay           | 8-14         | 1-3         | 2-4          | 6         | 2         | 8         | 4         | 19        | 1         | 1         | 0        | 0        | 23         |
| 15 | Chris Clarke         | 4-12         | 0-0         | 1-2          | 2         | 4         | 6         | 1         | 9         | 2         | 2         | 0        | 0        | 31         |
| 0  | Shane Henry          | 0-2          | 0-0         | 0-2          | 0         | 2         | 2         | 0         | 0         | 0         | 1         | 0        | 0        | 8          |
| 10 | Justin Bibbs         | 4-7          | 2-5         | 1-2          | 0         | 0         | 0         | 11        | 0         | 2         | 0         | 1        | 0        | 22         |
| 5  | Justin Robinson      | 4-6          | 0-0         | 3-4          | 2         | 3         | 5         | 1         | 11        | 2         | 2         | 0        | 0        | 18         |
| 4  | Seth Allen           | 4-13         | 0-5         | 2-3          | 0         | 1         | 1         | 2         | 10        | 2         | 1         | 0        | 1        | 27         |
| 11 | Devin Wilson         | 1-1          | 0-0         | 0-0          | 0         | 2         | 2         | 1         | 2         | 2         | 0         | 0        | 0        | 20         |
| 21 | Satchel Pierce       | 0-1          | 0-0         | 0-0          | 0         | 0         | 0         | 0         | 0         | 0         | 0         | 0        | 0        | 3          |
| 22 | Johnny Hamilton      | 2-2          | 0-0         | 0-0          | 2         | 2         | 4         | 2         | 4         | 0         | 0         | 3        | 0        | 15         |
| 23 | Jalen Hudson         | 2-5          | 0-1         | 3-4          | 0         | 3         | 3         | 2         | 7         | 1         | 0         | 0        | 1        | 18         |
| 24 | Kerry Blackshear Jr. | 2-4          | 0-1         | 0-4          | 1         | 1         | 2         | 3         | 4         | 0         | 2         | 0        | 0        | 15         |
|    | <b>Totals</b>        | <b>31-67</b> | <b>3-15</b> | <b>12-25</b> | <b>15</b> | <b>23</b> | <b>38</b> | <b>18</b> | <b>77</b> | <b>10</b> | <b>11</b> | <b>3</b> | <b>3</b> | <b>200</b> |

FG % 1st Half: 14-37 37.8% 2nd Half: 17-30 56.7% Game: 31-67 46.3% Deadball  
 3FG % 1st Half: 0-6 0.0% 2nd Half: 3-9 33.3% Game: 3-15 20.0% Rebounds  
 FT % 1st Half: 2-7 28.6% 2nd Half: 10-18 55.6% Game: 12-25 48.0%

### Iowa State 99 - 4-0

| #  | Player           | Total        |              | 3-Pr         | FT-FTA   | Rebounds  |           | PF        | TP        | A         | TO        | Blk      | Stl      | Min        |
|----|------------------|--------------|--------------|--------------|----------|-----------|-----------|-----------|-----------|-----------|-----------|----------|----------|------------|
|    |                  | FG-FGA       | FG-FGA       |              |          | Off       | Def       |           |           |           |           |          |          |            |
| 31 | Niang, Georges   | 4-11         | 2-3          | 4-4          | 0        | 7         | 7         | 4         | 14        | 6         | 3         | 3        | 1        | 31         |
| 11 | Morris, Monte    | 6-11         | 1-3          | 1-2          | 0        | 2         | 2         | 2         | 14        | 7         | 0         | 0        | 1        | 33         |
| 15 | Mitrou-Long, Naz | 4-6          | 2-4          | 2-2          | 0        | 1         | 1         | 3         | 12        | 3         | 1         | 0        | 0        | 27         |
| 01 | McKay, Jameel    | 10-16        | 0-0          | 3-7          | 4        | 4         | 8         | 3         | 23        | 0         | 0         | 3        | 1        | 34         |
| 02 | Nader, Abdel     | 6-11         | 2-3          | 2-2          | 2        | 9         | 11        | 4         | 16        | 1         | 3         | 1        | 2        | 26         |
| 00 | Carter, Simeon   | 0-0          | 0-0          | 0-0          | 0        | 1         | 1         | 1         | 0         | 0         | 0         | 0        | 0        | 2          |
| 03 | Cooke, Hallice   | 4-5          | 3-4          | 0-0          | 0        | 1         | 1         | 1         | 11        | 1         | 1         | 1        | 0        | 16         |
| 21 | Thomas, Matt     | 2-3          | 2-3          | 0-0          | 0        | 2         | 2         | 4         | 6         | 2         | 2         | 1        | 1        | 27         |
| 23 | Ashton, Jordan   | 1-1          | 1-1          | 0-0          | 0        | 0         | 0         | 0         | 3         | 0         | 0         | 0        | 0        | 2          |
| 33 | Ernst, Brady     | 0-0          | 0-0          | 0-0          | 0        | 0         | 0         | 0         | 0         | 0         | 0         | 0        | 0        | 2          |
|    | <b>Totals</b>    | <b>37-64</b> | <b>13-21</b> | <b>12-17</b> | <b>7</b> | <b>29</b> | <b>36</b> | <b>22</b> | <b>99</b> | <b>20</b> | <b>10</b> | <b>9</b> | <b>6</b> | <b>200</b> |

FG % 1st Half: 20-29 69.0% 2nd Half: 17-35 48.6% Game: 37-64 57.8% Deadball  
 3FG % 1st Half: 7-11 63.6% 2nd Half: 6-10 60.0% Game: 13-21 61.9% Rebounds  
 FT % 1st Half: 5-8 62.5% 2nd Half: 7-9 77.8% Game: 12-17 70.6%

Officials: John Higgins, Doug Shows, Steve Olson  
 Technical fouls: Virginia Tech-None, Iowa State-None.  
 Attendance: 2,222

| Score by periods | 1st | 2nd | OT | Total |
|------------------|-----|-----|----|-------|
| Virginia Tech    | 30  | 47  |    | 77    |
| Iowa State       | 52  | 47  |    | 99    |

| Points | In | Off | 2nd | Fast | Bench |
|--------|----|-----|-----|------|-------|
| VT     | 11 | 21  | 21  | 17   | 20    |
| ISU    | 15 | 5   | 5   | 17   | 20    |

Last FG - VT 2nd-01:43, ISU 2nd-00:15  
 Largest lead - VT by 2 1st-19:27, ISU by 32 2nd-12:24  
 VT led for :09, ISU led for 39:18, Game was tied for :33.

Score tied - 0 times.  
 Lead changed - 1 times.



## Official Basketball Box Score -- Game Totals -- Final Statistics Virginia Tech vs UAB November 28, 2015 3:30 PM Emerald Coast Classic



### Virginia Tech 82 - 4-2

| #  | Player               | Total        |             | 3-Pr         | FT-FTA    | Rebounds  |           | PF        | TP        | A         | TO        | Blk      | Stl      | Min        |
|----|----------------------|--------------|-------------|--------------|-----------|-----------|-----------|-----------|-----------|-----------|-----------|----------|----------|------------|
|    |                      | FG-FGA       | FG-FGA      |              |           | Off       | Def       |           |           |           |           |          |          |            |
| 32 | Zach LeDay           | 4-11         | 0-1         | 7-10         | 5         | 5         | 10        | 4         | 15        | 2         | 2         | 1        | 0        | 29         |
| 15 | Chris Clarke         | 3-7          | 0-0         | 4-6          | 5         | 11        | 16        | 2         | 10        | 2         | 4         | 0        | 2        | 39         |
| 0  | Shane Henry          | 0-2          | 0-0         | 0-0          | 2         | 1         | 3         | 1         | 0         | 0         | 0         | 0        | 0        | 7          |
| 10 | Justin Bibbs         | 3-5          | 2-3         | 0-0          | 0         | 0         | 0         | 2         | 8         | 0         | 1         | 0        | 0        | 31         |
| 5  | Justin Robinson      | 4-7          | 1-2         | 0-0          | 0         | 0         | 0         | 1         | 9         | 1         | 3         | 0        | 0        | 21         |
| 4  | Seth Allen           | 7-19         | 2-9         | 7-8          | 0         | 4         | 4         | 2         | 23        | 1         | 3         | 0        | 0        | 36         |
| 11 | Devin Wilson         | 1-1          | 0-0         | 5-6          | 0         | 3         | 3         | 2         | 7         | 5         | 2         | 0        | 0        | 24         |
| 22 | Johnny Hamilton      | 1-3          | 0-0         | 1-2          | 1         | 1         | 2         | 3         | 3         | 0         | 0         | 2        | 0        | 14         |
| 23 | Jalen Hudson         | 1-2          | 1-1         | 0-0          | 1         | 1         | 2         | 1         | 3         | 1         | 2         | 0        | 1        | 17         |
| 24 | Kerry Blackshear Jr. | 2-2          | 0-0         | 0-0          | 1         | 0         | 1         | 3         | 4         | 0         | 0         | 0        | 1        | 7          |
|    | <b>Totals</b>        | <b>26-59</b> | <b>6-16</b> | <b>24-32</b> | <b>17</b> | <b>29</b> | <b>46</b> | <b>21</b> | <b>82</b> | <b>12</b> | <b>17</b> | <b>3</b> | <b>5</b> | <b>225</b> |

FG % 1st Half: 13-29 44.8% 2nd Half: 9-24 37.5% OT: 4-6 66.7% Game: 26-59 44.1% Deadball  
 3FG % 1st Half: 3-8 37.5% 2nd Half: 2-6 33.3% OT: 1-2 50.0% Game: 6-16 37.5% Rebounds  
 FT % 1st Half: 6-8 75.0% 2nd Half: 16-20 80.0% OT: 2-4 50.0% Game: 24-32 75.0% 3.1

### UAB 77 - 3-3

| #  | Player          | Total        |             | 3-Pr         | FT-FTA    | Rebounds  |           | PF        | TP        | A         | TO        | Blk      | Stl      | Min        |
|----|-----------------|--------------|-------------|--------------|-----------|-----------|-----------|-----------|-----------|-----------|-----------|----------|----------|------------|
|    |                 | FG-FGA       | FG-FGA      |              |           | Off       | Def       |           |           |           |           |          |          |            |
| 04 | Brown, Robert   | 5-15         | 2-5         | 4-7          | 1         | 2         | 3         | 2         | 16        | 5         | 2         | 0        | 1        | 39         |
| 21 | Mehini, Tosin   | 2-3          | 0-0         | 0-2          | 2         | 2         | 4         | 1         | 4         | 0         | 2         | 1        | 0        | 15         |
| 34 | Lee, William    | 4-10         | 0-0         | 0-0          | 3         | 2         | 5         | 4         | 8         | 4         | 1         | 3        | 0        | 32         |
| 02 | Norton, Nick    | 6-12         | 1-0         | 0-0          | 0         | 4         | 4         | 2         | 17        | 4         | 0         | 0        | 0        | 35         |
| 00 | Baxter, Hakeem  | 6-13         | 2-4         | 2-2          | 1         | 0         | 1         | 5         | 16        | 1         | 1         | 0        | 0        | 35         |
| 01 | Watts, Denzell  | 0-1          | 0-1         | 0-0          | 0         | 0         | 0         | 3         | 0         | 1         | 3         | 0        | 1        | 9          |
| 03 | Cokley, Chris   | 5-7          | 0-0         | 2-2          | 1         | 7         | 8         | 1         | 12        | 1         | 1         | 2        | 2        | 28         |
| 11 | Williams, Dirk  | 0-2          | 0-1         | 0-0          | 0         | 1         | 1         | 0         | 0         | 0         | 0         | 0        | 1        | 8          |
| 22 | Madson, Tyler   | 0-0          | 0-0         | 0-0          | 1         | 0         | 1         | 3         | 0         | 0         | 1         | 1        | 0        | 12         |
| 35 | Sullivan, Lewis | 1-2          | 0-0         | 2-2          | 0         | 1         | 1         | 1         | 4         | 0         | 1         | 0        | 0        | 12         |
|    | <b>Totals</b>   | <b>29-65</b> | <b>9-26</b> | <b>10-18</b> | <b>10</b> | <b>20</b> | <b>30</b> | <b>22</b> | <b>77</b> | <b>16</b> | <b>12</b> | <b>7</b> | <b>5</b> | <b>225</b> |

FG % 1st Half: 14-27 51.9% 2nd Half: 14-31 45.2% OT: 1-7 14.3% Game: 29-65 44.8% Deadball  
 3FG % 1st Half: 4-12 33.3% 2nd Half: 4-11 36.4% OT: 1-3 33.3% Game: 9-26 34.0% Rebounds  
 FT % 1st Half: 6-7 85.7% 2nd Half: 1-7 14.3% OT: 3-4 75.0% Game: 10-18 55.6% 5

Officials: John Higgins, Mark Whitehead, Steve Olson  
 Technical fouls: Virginia Tech-None, UAB-None.  
 Attendance: 2,222

| Score by periods | 1st | 2nd | OT | Total |
|------------------|-----|-----|----|-------|
| Virginia Tech    | 35  | 36  | 11 | 82    |
| UAB              | 38  | 33  | 6  | 77    |

| Points | In | Off | 2nd | Fast | Bench |
|--------|----|-----|-----|------|-------|
| VT     | 18 | 14  | 11  | 17   | 16    |
| UAB    | 18 | 14  | 11  | 17   | 16    |

Last FG - VT OT-00:59, UAB OT-01:31  
 Largest lead - VT by 5 2nd-09:14, UAB by 8 1st-08:16  
 VT led for 13:45, UAB led for 26:10, Game was tied for 5:05.

Score tied - 10 times.  
 Lead changed - 12 times.



## Official Basketball Box Score -- Game Totals -- Final Statistics Northwestern vs Virginia Tech December 1, 2015 7:00 PM Cassell Coliseum, Blacksburg, Va.



## Official Basketball Box Score -- Game Totals -- Final Statistics Arkansas-Pine Bluff vs Virginia Tech December 5, 2015 3:00 PM Cassell Coliseum, Blacksburg, Va.



### Northwestern 81 - 6-1

| #  | Player           | Total  |              | 3-Pr         | FT-FTA      | Rebounds |           | PF        | TP        | A         | TO        | Blk       | Stl      | Min        |
|----|------------------|--------|--------------|--------------|-------------|----------|-----------|-----------|-----------|-----------|-----------|-----------|----------|------------|
|    |                  | FG-FGA | FG-FGA       |              |             | Off      | Def       |           |           |           |           |           |          |            |
| 20 | Scottie Lindsey  | g      | 1-3          | 1-2          | 0-0         | 0        | 0         | 0         | 3         | 3         | 0         | 3         | 0        | 12         |
| 30 | Bryant McIntosh  | g      | 8-15         | 2-3          | 1-2         | 1        | 4         | 5         | 2         | 19        | 4         | 4         | 0        | 34         |
| 34 | Sanjay Lumpkin   | f      | 5-7          | 1-2          | 1-3         | 2        | 5         | 7         | 3         | 12        | 3         | 1         | 0        | 35         |
| 14 | Tre Demps        | g      | 8-21         | 1-9          | 0-0         | 1        | 5         | 6         | 1         | 17        | 4         | 1         | 0        | 45         |
| 22 | Alex Olah        | c      | 2-6          | 1-1          | 0-1         | 1        | 2         | 3         | 1         | 5         | 1         | 0         | 3        | 30         |
| 01 | Joey van Zegeren |        | 2-3          | 0-0          | 0-0         | 1        | 1         | 2         | 4         | 0         | 2         | 1         | 0        | 14         |
| 33 | Jordan Ash       |        | 0-1          | 0-1          | 0-0         | 0        | 0         | 0         | 0         | 1         | 0         | 0         | 0        | 3          |
| 32 | Nathan Taphorn   |        | 4-7          | 3-5          | 0-0         | 1        | 2         | 3         | 2         | 11        | 0         | 1         | 0        | 21         |
| 35 | Aaron Falzon     |        | 1-3          | 1-3          | 3-3         | 0        | 5         | 5         | 2         | 6         | 0         | 1         | 0        | 15         |
| 44 | Gavin Skelly     |        | 1-1          | 0-0          | 2-2         | 1        | 0         | 1         | 3         | 4         | 1         | 1         | 0        | 10         |
|    | <b>Team</b>      |        |              |              |             | 0        | 4         | 4         |           |           |           |           |          |            |
|    | <b>Totals</b>    |        | <b>32-67</b> | <b>10-26</b> | <b>7-11</b> | <b>8</b> | <b>28</b> | <b>36</b> | <b>21</b> | <b>81</b> | <b>15</b> | <b>12</b> | <b>5</b> | <b>225</b> |

FG % 1st Half: 17-30 56.7% 2nd Half: 12-29 41.4% OT: 3-8 37.5% Game: 32-67 47.8% Deadball  
 3FG % 1st Half: 6-14 42.9% 2nd Half: 2-9 22.2% OT: 2-3 66.7% Game: 10-26 38.5% Rebounds  
 FT % 1st Half: 5-7 71.4% 2nd Half: 2-4 50.0% OT: 0-0 0.0% Game: 7-11 63.6%

### Virginia Tech 79 - 4-3

| #  | Player       | Total  |        | 3-Pr | FT-FTA | Rebounds |     | PF | TP | A | TO | Blk | Stl | Min |
|----|--------------|--------|--------|------|--------|----------|-----|----|----|---|----|-----|-----|-----|
|    |              | FG-FGA | FG-FGA |      |        | Off      | Def |    |    |   |    |     |     |     |
| 00 | Shane Henry  | f      | 0-0    | 0-0  | 0-0    | 0        | 2   | 2  | 0  | 0 | 0  | 0   | 0   | 4   |
| 32 | Zach LeDay   | f      | 0-4    | 0-1  | 2-2    | 0        | 1   | 2  | 2  | 0 | 1  | 1   | 0   | 17  |
| 10 | Justin Bibbs | g</    |        |      |        |          |     |    |    |   |    |     |     |     |

# 2015-16 Box Scores



## Official Basketball Box Score -- Game Totals -- Final Statistics Virginia Tech vs Radford December 9, 2015 7:00 PM Radford, VA (Dedmon Center)



### Virginia Tech 74 - 6-3

| #               | Player               | Total FG-FGA | 3-Ptr FG-FGA | FT-FTA       | Rebounds |           |             | PF        | TP        | A         | TO       | Blk               | Stl      | Min        |
|-----------------|----------------------|--------------|--------------|--------------|----------|-----------|-------------|-----------|-----------|-----------|----------|-------------------|----------|------------|
|                 |                      |              |              |              | Off      | Def       | Tot         |           |           |           |          |                   |          |            |
| 23              | Jalen Hudson         | 5-9          | 0-0          | 2-5          | 0        | 2         | 2           | 2         | 1         | 1         | 3        | 0                 | 23       |            |
| 32              | Zach LeDay           | 3-7          | 0-0          | 1-2          | 3        | 6         | 9           | 3         | 7         | 3         | 1        | 1                 | 27       |            |
| 11              | Devin Wilson         | 3-3          | 1-1          | 0-0          | 0        | 3         | 3           | 2         | 7         | 5         | 2        | 0                 | 27       |            |
| 15              | Chris Clarke         | 2-4          | 0-0          | 0-0          | 0        | 3         | 3           | 2         | 4         | 1         | 1        | 0                 | 22       |            |
| 10              | Justin Bibbs         | 4-9          | 1-2          | 2-5          | 0        | 2         | 2           | 1         | 11        | 1         | 0        | 0                 | 34       |            |
| 04              | Seth Allen           | 5-12         | 1-5          | 6-9          | 0        | 2         | 2           | 2         | 17        | 2         | 1        | 0                 | 23       |            |
| 05              | Justin Robinson      | 0-3          | 0-0          | 3-4          | 0        | 0         | 0           | 3         | 3         | 1         | 0        | 1                 | 12       |            |
| 24              | Kerry Blackshear Jr. | 6-9          | 0-0          | 1-3          | 3        | 5         | 8           | 4         | 13        | 0         | 1        | 1                 | 32       |            |
| Team            |                      |              |              |              |          | 2         |             | 4         |           |           |          |                   |          |            |
| <b>Totals</b>   |                      | <b>28-56</b> | <b>3-8</b>   | <b>15-28</b> | <b>8</b> | <b>25</b> | <b>33</b>   | <b>16</b> | <b>74</b> | <b>17</b> | <b>8</b> | <b>3</b>          | <b>9</b> | <b>200</b> |
| FG % 1st Half:  |                      | 17-33 51.5%  | 2nd Half:    | 11-23 47.8%  | Game:    |           | 28-56 50.0% |           |           |           |          | Deadball Rebounds |          |            |
| 3FG % 1st Half: |                      | 3-6 50.0%    | 2nd Half:    | 0-2 0.0%     | Game:    |           | 3-8 37.5%   |           |           |           |          |                   |          |            |
| FT % 1st Half:  |                      | 4-6 66.7%    | 2nd Half:    | 11-22 50.0%  | Game:    |           | 15-28 53.6% |           |           |           |          |                   |          |            |

### Radford 65 - 5-5

| #               | Player            | Total FG-FGA | 3-Ptr FG-FGA | FT-FTA       | Rebounds  |           |             | PF        | TP        | A         | TO        | Blk               | Stl      | Min        |
|-----------------|-------------------|--------------|--------------|--------------|-----------|-----------|-------------|-----------|-----------|-----------|-----------|-------------------|----------|------------|
|                 |                   |              |              |              | Off       | Def       | Tot         |           |           |           |           |                   |          |            |
| 00              | BROWN, Kion       | 5-8          | 0-0          | 2-2          | 3         | 0         | 3           | 2         | 12        | 0         | 0         | 0                 | 0        | 22         |
| 55              | HOLCOMB, Brandon  | 5-6          | 0-0          | 3-4          | 1         | 10        | 11          | 3         | 13        | 0         | 1         | 1                 | 0        | 28         |
| 05              | DAVIS, Rashun     | 2-11         | 0-3          | 0-0          | 0         | 0         | 0           | 4         | 4         | 4         | 5         | 0                 | 1        | 31         |
| 14              | COUSIN, Justin    | 0-4          | 0-4          | 0-0          | 0         | 0         | 0           | 0         | 1         | 1         | 0         | 0                 | 12       |            |
| 03              | JONES, Cameron    | 6-13         | 3-6          | 1-2          | 2         | 1         | 3           | 4         | 16        | 1         | 4         | 0                 | 0        | 27         |
| 01              | OWENS, Taj        | 2-5          | 0-1          | 6-6          | 2         | 0         | 2           | 1         | 10        | 3         | 1         | 0                 | 1        | 14         |
| 10              | TANNER, Caleb     | 0-0          | 0-0          | 0-0          | 0         | 0         | 0           | 0         | 0         | 0         | 0         | 0                 | 0        | 0          |
| 11              | ANDERSON, YaYa    | 3-9          | 0-4          | 0-0          | 1         | 3         | 4           | 2         | 6         | 0         | 0         | 0                 | 1        | 27         |
| 24              | POLITE JR, Ed     | 1-1          | 0-0          | 0-3          | 3         | 2         | 5           | 1         | 2         | 0         | 0         | 1                 | 1        | 23         |
| 25              | LUTEJE, Christian | 0-2          | 0-2          | 0-0          | 0         | 5         | 5           | 2         | 0         | 1         | 1         | 0                 | 0        | 9          |
| 45              | BOLSTAD, Darius   | 1-1          | 0-0          | 0-0          | 1         | 1         | 2           | 0         | 1         | 2         | 0         | 1                 | 0        | 7          |
| Team            |                   |              |              |              |           | 3         |             | 4         |           |           |           |                   |          |            |
| <b>Totals</b>   |                   | <b>25-60</b> | <b>3-20</b>  | <b>12-17</b> | <b>14</b> | <b>25</b> | <b>39</b>   | <b>20</b> | <b>65</b> | <b>10</b> | <b>14</b> | <b>2</b>          | <b>4</b> | <b>200</b> |
| FG % 1st Half:  |                   | 10-29 34.5%  | 2nd Half:    | 15-31 48.4%  | Game:     |           | 25-60 41.7% |           |           |           |           | Deadball Rebounds |          |            |
| 3FG % 1st Half: |                   | 1-10 10.0%   | 2nd Half:    | 2-10 20.0%   | Game:     |           | 3-20 15.0%  |           |           |           |           |                   |          |            |
| FT % 1st Half:  |                   | 6-8 75.0%    | 2nd Half:    | 6-9 66.7%    | Game:     |           | 12-17 70.6% |           |           |           |           |                   |          |            |

Officials: Matthew Potter, Sean Casady, Tim Comer  
Technical fouls: Virginia Tech-None. Radford-None.  
Attendance: 4,013

| Score by periods | 1st | 2nd | Total |
|------------------|-----|-----|-------|
| Virginia Tech    | 41  | 33  | 74    |
| Radford          | 27  | 38  | 65    |

Last FG - VT 2nd-00:09, RAD 2nd-00:06  
Largest lead - VT by 20 1st-10:28, RAD None  
VT led for 39:22, RAD led for :00. Game was tied for :38.

| Points | In Paint | Off T/O | 2nd Chance | Fast Break | Bench |
|--------|----------|---------|------------|------------|-------|
| VT     | 13       | 4       | 4          | 3          | 33    |
| RAD    | 10       | 17      | 4          | 2          | 20    |

Score tied - 0 times.  
Lead changed - 0 times.

## Official Basketball Box Score -- Game Totals -- Final Statistics Lamar vs Virginia Tech December 13, 2015 3:00 PM Cassell Coliseum, Blacksburg, Va.



### Lamar 53 - 5-4

| #               | Player            | Total FG-FGA | 3-Ptr FG-FGA | FT-FTA       | Rebounds |           |             | PF        | TP        | A         | TO        | Blk               | Stl      | Min        |
|-----------------|-------------------|--------------|--------------|--------------|----------|-----------|-------------|-----------|-----------|-----------|-----------|-------------------|----------|------------|
|                 |                   |              |              |              | Off      | Def       | Tot         |           |           |           |           |                   |          |            |
| 05              | Lincoln Davis     | 0-6          | 0-3          | 2-2          | 1        | 2         | 3           | 1         | 2         | 3         | 1         | 2                 | 0        | 21         |
| 12              | Zjori Boshia      | 0-0          | 0-0          | 2-3          | 0        | 1         | 1           | 1         | 2         | 0         | 1         | 0                 | 0        | 13         |
| 00              | Kevin Booze       | 0-3          | 0-1          | 2-2          | 0        | 1         | 1           | 4         | 2         | 3         | 3         | 0                 | 0        | 19         |
| 04              | LeMon Gregory     | 1-5          | 0-0          | 0-0          | 1        | 1         | 2           | 4         | 2         | 0         | 2         | 2                 | 0        | 20         |
| 02              | Dorian Chatman    | 3-6          | 0-0          | 2-4          | 0        | 2         | 2           | 4         | 8         | 0         | 5         | 1                 | 2        | 20         |
| 03              | Nick Garth        | 4-13         | 4-9          | 0-0          | 0        | 3         | 3           | 1         | 12        | 3         | 3         | 0                 | 0        | 23         |
| 11              | Josh Nzeakor      | 1-1          | 0-0          | 0-0          | 0        | 1         | 1           | 3         | 2         | 0         | 0         | 0                 | 7        |            |
| 14              | Christian Kennedy | 0-1          | 0-0          | 0-0          | 0        | 2         | 2           | 3         | 0         | 1         | 1         | 0                 | 8        |            |
| 20              | Marcus Owens      | 5-8          | 2-3          | 0-1          | 0        | 4         | 4           | 2         | 12        | 2         | 0         | 0                 | 0        | 20         |
| 21              | Boaz Williams     | 0-1          | 0-0          | 0-0          | 0        | 1         | 1           | 2         | 0         | 1         | 2         | 0                 | 0        | 6          |
| 22              | Preston Mattingly | 1-3          | 0-0          | 0-0          | 4        | 3         | 7           | 2         | 2         | 0         | 1         | 0                 | 0        | 19         |
| 23              | Dontavious Sears  | 2-6          | 0-3          | 0-1          | 0        | 4         | 4           | 0         | 4         | 0         | 1         | 1                 | 0        | 17         |
| 24              | Quan Jones        | 1-1          | 1-1          | 2-2          | 0        | 0         | 0           | 5         | 1         | 0         | 0         | 1                 | 7        |            |
| Team            |                   |              |              |              |          | 3         |             | 2         |           |           |           |                   |          |            |
| <b>Totals</b>   |                   | <b>18-54</b> | <b>7-20</b>  | <b>10-15</b> | <b>9</b> | <b>27</b> | <b>36</b>   | <b>27</b> | <b>53</b> | <b>12</b> | <b>20</b> | <b>5</b>          | <b>3</b> | <b>200</b> |
| FG % 1st Half:  |                   | 8-26 30.8%   | 2nd Half:    | 10-28 35.7%  | Game:    |           | 18-54 33.3% |           |           |           |           | Deadball Rebounds |          |            |
| 3FG % 1st Half: |                   | 2-7 28.6%    | 2nd Half:    | 5-13 38.5%   | Game:    |           | 7-20 35.0%  |           |           |           |           |                   |          |            |
| FT % 1st Half:  |                   | 5-7 71.4%    | 2nd Half:    | 5-8 62.5%    | Game:    |           | 10-15 66.7% |           |           |           |           |                   |          |            |

### Virginia Tech 88 - 7-3

| #               | Player               | Total FG-FGA | 3-Ptr FG-FGA | FT-FTA       | Rebounds  |           |             | PF        | TP        | A         | TO        | Blk               | Stl      | Min        |
|-----------------|----------------------|--------------|--------------|--------------|-----------|-----------|-------------|-----------|-----------|-----------|-----------|-------------------|----------|------------|
|                 |                      |              |              |              | Off       | Def       | Tot         |           |           |           |           |                   |          |            |
| 23              | Jalen Hudson         | 5-10         | 2-5          | 2-5          | 1         | 0         | 1           | 2         | 14        | 0         | 2         | 0                 | 0        | 24         |
| 32              | Zach LeDay           | 8-13         | 0-2          | 3-4          | 4         | 6         | 10          | 1         | 19        | 0         | 3         | 2                 | 1        | 29         |
| 11              | Devin Wilson         | 0-3          | 0-1          | 1-2          | 0         | 1         | 1           | 3         | 1         | 3         | 0         | 0                 | 1        | 26         |
| 15              | Chris Clarke         | 3-5          | 0-1          | 5-8          | 3         | 3         | 6           | 1         | 11        | 4         | 2         | 0                 | 1        | 24         |
| 10              | Justin Bibbs         | 6-12         | 5-9          | 0-0          | 0         | 4         | 4           | 3         | 17        | 1         | 0         | 0                 | 0        | 25         |
| 03              | Shane Henry          | 0-0          | 0-0          | 0-0          | 0         | 2         | 2           | 0         | 0         | 0         | 1         | 0                 | 0        | 3          |
| 04              | Seth Allen           | 4-10         | 1-4          | 1-1          | 1         | 3         | 4           | 1         | 10        | 7         | 1         | 1                 | 0        | 25         |
| 05              | Justin Robinson      | 1-4          | 1-2          | 0-0          | 0         | 3         | 3           | 1         | 3         | 2         | 3         | 0                 | 1        | 16         |
| 14              | Greg Donlon          | 0-1          | 0-0          | 0-0          | 1         | 0         | 1           | 0         | 0         | 0         | 0         | 0                 | 0        | 1          |
| 21              | Satchel Pierce       | 1-1          | 0-0          | 0-1          | 1         | 0         | 1           | 0         | 2         | 0         | 1         | 0                 | 0        | 2          |
| 24              | Kerry Blackshear Jr. | 5-8          | 0-0          | 1-2          | 4         | 6         | 10          | 5         | 11        | 1         | 0         | 1                 | 1        | 23         |
| 33              | Matt Galloway        | 0-1          | 0-0          | 0-0          | 0         | 0         | 0           | 0         | 0         | 0         | 0         | 0                 | 0        | 2          |
| Team            |                      |              |              |              |           | 1         |             | 2         |           |           |           |                   |          |            |
| <b>Totals</b>   |                      | <b>33-68</b> | <b>9-24</b>  | <b>13-23</b> | <b>16</b> | <b>30</b> | <b>46</b>   | <b>17</b> | <b>88</b> | <b>18</b> | <b>13</b> | <b>4</b>          | <b>5</b> | <b>200</b> |
| FG % 1st Half:  |                      | 19-35 54.3%  | 2nd Half:    | 14-33 42.4%  | Game:     |           | 33-68 48.5% |           |           |           |           | Deadball Rebounds |          |            |
| 3FG % 1st Half: |                      | 6-12 50.0%   | 2nd Half:    | 3-12 25.0%   | Game:     |           | 9-24 37.5%  |           |           |           |           |                   |          |            |
| FT % 1st Half:  |                      | 7-11 63.6%   | 2nd Half:    | 6-12 50.0%   | Game:     |           | 13-23 56.5% |           |           |           |           |                   |          |            |

Officials: Bryan Kersey, Jerry Heater, Louie Andrakakos  
Technical fouls: Lamar-None. Virginia Tech-None.  
Attendance: 4,870

| Score by periods | 1st | 2nd | Total |
|------------------|-----|-----|-------|
| Lamar            | 23  | 30  | 53    |
| Virginia Tech    | 51  | 37  | 88    |

Last FG - LU 2nd-00:10, VT 2nd-00:19  
Largest lead - LU None, VT by 40 2nd-07:06  
LU led for :00, VT led for 39:26. Game was tied for :16.

| Points | In Paint | Off T/O | 2nd Chance | Fast Break | Bench |
|--------|----------|---------|------------|------------|-------|
| VT     | 46       | 21      | 24         | 17         | 37    |
| LU     | 14       | 15      | 4          | 4          | 26    |

Score tied - 0 times.  
Lead changed - 0 times.



## Official Basketball Box Score -- Game Totals -- Final Statistics Grambling State vs Virginia Tech December 19, 2015 6:00 PM Cassell Coliseum, Blacksburg, Va.



### Grambling State 52 - 2-9

| #             | Player              | Total FG-FGA | 3-Ptr FG-FGA | FT-FTA     | Rebounds |           |           | PF | TP | A | TO | Blk | Stl | Min |
|---------------|---------------------|--------------|--------------|------------|----------|-----------|-----------|----|----|---|----|-----|-----|-----|
|               |                     |              |              |            | Off      | Def       | Tot       |    |    |   |    |     |     |     |
| 04            | Remond Brown        | 5-8          | 0-0          | 2-2        | 2        | 5         | 7         | 3  | 12 | 3 | 3  | 0   | 0   | 33  |
| 10            | Chase Cormier       | 1-2          | 1-2          | 2-2        | 0        | 1         | 1         | 2  | 5  | 1 | 4  | 0   | 0   | 18  |
| 33            | Ugur Hortum         | 0-3          | 0-0          | 0-0        | 1        | 1         | 2         | 3  | 0  | 1 | 2  | 0   | 0   | 23  |
| 03            | Deonte Hearn        | 4-10         | 0-0          | 0-1        | 0        | 5         | 5         | 4  | 8  | 0 | 3  | 2   | 0   | 25  |
| 01            | Michael Bethea, Jr. | 1-8          | 0-6          | 0-0        | 0        | 1         | 1         | 2  | 2  | 1 | 2  | 1   | 1   | 22  |
| 00            | Ervin Mitchell      | 1-4          | 0-2          | 0-0        | 0        | 0         | 0         | 2  | 2  | 2 | 0  | 0   | 0   | 12  |
| 02            | Nigel Ribeiro       | 6-10         | 3-6          | 0-1        | 1        | 5         | 6         | 3  | 15 | 1 | 2  | 0   | 1   | 27  |
| 11            | Arnold Richmond     | 0-3          | 0-1          | 0-0        | 0        | 0         | 0         | 0  | 0  | 0 | 1  | 0   | 0   | 4   |
| 12            | Kyle Williams       | 0-0          | 0-0          | 0-0        | 0        | 0         | 0         | 0  | 0  | 0 | 0  | 0   | 0   | 1   |
| 22            | Carlton Lowe        | 1-1          | 1-1          | 0-0        | 0        | 0         | 0         | 1  | 3  | 0 | 0  | 0   | 0   | 4   |
| 24            | Mark Gray           | 2-2          | 1-1          | 0-1        | 2        | 4         | 6         | 3  | 5  | 0 | 4  | 2   | 0   | 20  |
| 32            | Velario Altheimer   | 0-0          | 0-0          | 0-0        | 0        | 0         | 0         | 1  | 0  | 0 | 0  | 0   | 0   | 2   |
| Team          |                     |              |              |            |          | 1         |           | 1  |    |   |    |     |     |     |
| <b>Totals</b> |                     | <b>21-51</b> | <b>6-19</b>  | <b>4-7</b> | <b>6</b> | <b>23</b> | <b>29</b> |    |    |   |    |     |     |     |

# 2015-16 Box Scores



Official Basketball Box Score -- Game Totals -- Final Statistics  
**West Virginia vs Virginia Tech**  
 12/30/15 12:00 PM at Cassell Coliseum, Blacksburg, Va.



**West Virginia 88 • 11-1**

| #  | Player           | Total  |        | 3-Ptr  |       | Rebounds |     |    | PF | TP | A  | TO | Blk | Stl | Min |
|----|------------------|--------|--------|--------|-------|----------|-----|----|----|----|----|----|-----|-----|-----|
|    |                  | FG-FGA | FG-FGA | FT-FTA | Off   | Def      | Tot |    |    |    |    |    |     |     |     |
| 01 | Jonathan Holton  | f      | 5-8    | 0-0    | 2-6   | 5        | 8   | 13 | 3  | 12 | 2  | 3  | 1   | 0   | 22  |
| 23 | Esa Ahmad        | f      | 2-3    | 0-0    | 2-3   | 0        | 2   | 2  | 3  | 6  | 2  | 3  | 0   | 2   | 20  |
| 41 | Devin Williams   | f      | 3-7    | 0-0    | 3-4   | 4        | 2   | 6  | 3  | 9  | 1  | 1  | 0   | 0   | 19  |
| 02 | Jevon Carter     | g      | 8-10   | 1-1    | 1-1   | 1        | 1   | 2  | 2  | 18 | 3  | 1  | 0   | 1   | 22  |
| 04 | Daxter Miles Jr. | g      | 2-8    | 0-3    | 1-2   | 0        | 2   | 2  | 4  | 5  | 2  | 1  | 0   | 2   | 22  |
| 00 | Teyvon Myers     | g      | 0-1    | 0-1    | 0-0   | 0        | 1   | 1  | 2  | 0  | 0  | 1  | 0   | 0   | 6   |
| 05 | Jaysean Paige    | g      | 5-11   | 2-7    | 5-8   | 4        | 1   | 5  | 3  | 17 | 1  | 1  | 0   | 0   | 27  |
| 11 | Nathan Adrian    | g      | 0-4    | 0-2    | 0-0   | 1        | 1   | 2  | 3  | 0  | 1  | 0  | 0   | 2   | 13  |
| 12 | Tarik Phillip    | g      | 3-6    | 1-2    | 5-7   | 2        | 2   | 4  | 4  | 12 | 2  | 3  | 0   | 2   | 25  |
| 20 | Brandon Watkins  | g      | 0-0    | 0-0    | 0-0   | 0        | 0   | 0  | 0  | 0  | 1  | 0  | 0   | 0   | 2   |
| 45 | Elijah Macon     | g      | 3-3    | 0-0    | 3-4   | 1        | 3   | 4  | 3  | 9  | 2  | 1  | 3   | 1   | 22  |
|    | Team             |        |        |        |       | 0        | 1   | 1  |    |    |    |    |     |     |     |
|    | Totals           |        | 31-61  | 4-16   | 22-35 | 18       | 24  | 42 | 30 | 88 | 16 | 17 | 4   | 10  | 200 |

FG % 1st Half: 15-28 53.6% 2nd half: 16-33 48.5% Game: 31-61 50.8% Deadball  
 3FG % 1st Half: 2-8 25.0% 2nd half: 2-8 25.0% Game: 4-16 25.0% Rebounds  
 FT % 1st Half: 14-20 70.0% 2nd half: 8-15 53.3% Game: 22-35 62.9% 6

**Virginia Tech 63 • 8-5**

| #  | Player               | Total  |        | 3-Ptr  |       | Rebounds |     |    | PF | TP | A | TO | Blk | Stl | Min |
|----|----------------------|--------|--------|--------|-------|----------|-----|----|----|----|---|----|-----|-----|-----|
|    |                      | FG-FGA | FG-FGA | FT-FTA | Off   | Def      | Tot |    |    |    |   |    |     |     |     |
| 24 | Kerry Blackshear Jr. | f      | 1-1    | 0-0    | 0-0   | 0        | 1   | 1  | 2  | 2  | 0 | 1  | 0   | 0   | 3   |
| 32 | Zach LeDay           | f      | 2-7    | 0-0    | 7-10  | 2        | 7   | 9  | 4  | 11 | 2 | 1  | 1   | 1   | 33  |
| 10 | Justin Bibbs         | g      | 1-4    | 1-3    | 2-2   | 0        | 3   | 3  | 2  | 5  | 2 | 4  | 0   | 0   | 30  |
| 11 | Devin Wilson         | g      | 2-2    | 0-0    | 0-2   | 0        | 0   | 0  | 2  | 4  | 1 | 4  | 0   | 1   | 34  |
| 23 | Jalen Hudson         | g      | 2-5    | 1-2    | 4-6   | 1        | 0   | 1  | 3  | 9  | 0 | 0  | 1   | 0   | 21  |
| 00 | Shane Henry          | g      | 4-4    | 0-0    | 4-7   | 1        | 3   | 4  | 5  | 12 | 0 | 1  | 0   | 0   | 16  |
| 04 | Seth Allen           | g      | 3-6    | 0-2    | 4-7   | 0        | 2   | 2  | 3  | 10 | 1 | 4  | 0   | 1   | 18  |
| 05 | Justin Robinson      | g      | 1-5    | 0-0    | 4-8   | 0        | 2   | 2  | 4  | 6  | 2 | 4  | 0   | 2   | 27  |
| 21 | Satchel Pierce       | g      | 2-3    | 0-0    | 0-0   | 0        | 0   | 0  | 3  | 4  | 0 | 2  | 0   | 0   | 13  |
| 22 | Johnny Hamilton      | g      | 0-1    | 0-0    | 0-0   | 0        | 0   | 0  | 2  | 0  | 0 | 0  | 0   | 0   | 5   |
|    | Team                 |        |        |        |       | 2        | 0   | 2  |    |    |   |    |     |     |     |
|    | Totals               |        | 18-38  | 2-7    | 25-39 | 6        | 18  | 24 | 30 | 63 | 8 | 22 | 2   | 5   | 200 |

FG % 1st Half: 12-20 60.0% 2nd half: 6-18 33.3% Game: 18-38 47.4% Deadball  
 3FG % 1st Half: 2-2 100.0% 2nd half: 0-5 0.0% Game: 2-7 28.6% Rebounds  
 FT % 1st Half: 10-18 55.6% 2nd half: 15-21 71.4% Game: 25-39 64.1% 4,1

Officials: Roger Ayers, Tim Comer, Brian O'Connell  
 Technical fouls: West Virginia-None. Virginia Tech-None.  
 Attendance: 9567

| Score by periods | 1st | 2nd | Total |
|------------------|-----|-----|-------|
| West Virginia    | 46  | 42  | 88    |
| Virginia Tech    | 36  | 27  | 63    |

Last FG - WVU 2nd-00:26, VT 2nd-04:08.  
 Largest lead - WVU by 26 2nd-04:46, VT None.  
 WVU led for 38:57, VT led for 00:00. Game was tied for 01:02.

Score tied - 1 time.  
 Lead changed - 0 times.



Official Basketball Box Score -- Game Totals -- Final Statistics  
**Virginia vs Virginia Tech**  
 01/04/16 9:00 PM at Cassell Coliseum, Blacksburg, Va.



**Virginia 68 • 12-2, 1-1**

| #  | Player           | Total  |        | 3-Ptr  |       | Rebounds |     |    | PF | TP | A  | TO | Blk | Stl | Min |
|----|------------------|--------|--------|--------|-------|----------|-----|----|----|----|----|----|-----|-----|-----|
|    |                  | FG-FGA | FG-FGA | FT-FTA | Off   | Def      | Tot |    |    |    |    |    |     |     |     |
| 13 | Anthony Gill     | f      | 7-9    | 1-1    | 2-3   | 5        | 3   | 8  | 3  | 17 | 3  | 3  | 1   | 0   | 35  |
| 21 | Isaiah Wilkins   | f      | 2-6    | 0-0    | 2-3   | 2        | 6   | 8  | 3  | 6  | 3  | 1  | 4   | 1   | 28  |
| 15 | Malcolm Brogdon  | g      | 4-11   | 1-5    | 6-6   | 1        | 6   | 7  | 5  | 15 | 4  | 4  | 0   | 1   | 38  |
| 32 | London Perrantes | g      | 7-12   | 7-9    | 1-2   | 0        | 3   | 3  | 3  | 22 | 2  | 2  | 0   | 1   | 37  |
| 51 | Darius Thompson  | g      | 0-3    | 0-2    | 0-0   | 0        | 1   | 1  | 0  | 0  | 1  | 2  | 0   | 2   | 23  |
| 00 | Devon Hall       | g      | 1-2    | 0-1    | 0-0   | 0        | 2   | 2  | 0  | 2  | 0  | 2  | 0   | 0   | 16  |
| 04 | Marial Shayok    | g      | 0-1    | 0-1    | 0-0   | 0        | 0   | 0  | 1  | 0  | 2  | 0  | 0   | 0   | 6   |
| 10 | Mike Tobey       | g      | 2-2    | 0-0    | 0-0   | 1        | 1   | 2  | 4  | 4  | 0  | 1  | 1   | 0   | 9   |
| 11 | Evan Nolte       | g      | 0-1    | 0-1    | 0-0   | 0        | 0   | 0  | 1  | 0  | 0  | 0  | 0   | 0   | 4   |
| 31 | Jarred Reuter    | g      | 1-2    | 0-0    | 0-0   | 1        | 1   | 2  | 2  | 2  | 0  | 1  | 0   | 0   | 4   |
|    | Team             |        |        |        |       | 0        | 1   | 1  |    |    |    |    |     |     |     |
|    | Totals           |        | 24-49  | 9-20   | 11-14 | 10       | 24  | 34 | 22 | 68 | 15 | 16 | 6   | 5   | 200 |

FG % 1st Half: 8-22 36.4% 2nd half: 16-27 59.3% Game: 24-49 49.0% Deadball  
 3FG % 1st Half: 1-6 16.7% 2nd half: 8-14 57.1% Game: 9-20 45.0% Rebounds  
 FT % 1st Half: 4-4 100.0% 2nd half: 7-10 70.0% Game: 11-14 78.6% 0,2

**Virginia Tech 70 • 10-5, 2-0**

| #  | Player               | Total  |        | 3-Ptr  |       | Rebounds |     |    | PF | TP | A  | TO | Blk | Stl | Min |
|----|----------------------|--------|--------|--------|-------|----------|-----|----|----|----|----|----|-----|-----|-----|
|    |                      | FG-FGA | FG-FGA | FT-FTA | Off   | Def      | Tot |    |    |    |    |    |     |     |     |
| 00 | Shane Henry          | f      | 0-0    | 0-0    | 0-2   | 0        | 4   | 4  | 3  | 0  | 2  | 1  | 0   | 0   | 9   |
| 32 | Zach LeDay           | f      | 8-15   | 3-4    | 3-4   | 3        | 4   | 7  | 3  | 22 | 1  | 1  | 1   | 2   | 37  |
| 04 | Seth Allen           | g      | 4-11   | 2-5    | 3-6   | 0        | 2   | 2  | 1  | 13 | 3  | 3  | 0   | 1   | 34  |
| 10 | Justin Bibbs         | g      | 6-10   | 4-5    | 0-0   | 0        | 0   | 0  | 1  | 16 | 2  | 1  | 0   | 0   | 33  |
| 23 | Jalen Hudson         | g      | 0-2    | 0-1    | 2-2   | 0        | 0   | 0  | 2  | 2  | 0  | 1  | 0   | 1   | 15  |
| 05 | Justin Robinson      | g      | 1-5    | 0-1    | 3-5   | 0        | 0   | 0  | 1  | 5  | 6  | 0  | 1   | 2   | 24  |
| 11 | Devin Wilson         | g      | 1-2    | 0-1    | 0-0   | 0        | 2   | 2  | 4  | 2  | 2  | 0  | 0   | 1   | 16  |
| 24 | Kerry Blackshear Jr. | g      | 4-6    | 0-0    | 2-3   | 1        | 5   | 6  | 3  | 10 | 1  | 1  | 0   | 2   | 32  |
|    | Team                 |        |        |        |       | 1        | 0   | 1  |    |    |    |    |     |     |     |
|    | Totals               |        | 24-51  | 9-17   | 13-22 | 5        | 17  | 22 | 18 | 70 | 17 | 8  | 2   | 9   | 200 |

FG % 1st Half: 9-25 36.0% 2nd half: 15-26 57.7% Game: 24-51 47.1% Deadball  
 3FG % 1st Half: 3-9 33.3% 2nd half: 6-8 75.0% Game: 9-17 52.9% Rebounds  
 FT % 1st Half: 5-8 62.5% 2nd half: 8-14 57.1% Game: 13-22 59.1% 5,1

Officials: Bryan Kersey, Brian Dorsey, Pat Driscoll  
 Technical fouls: Virginia-None. Virginia Tech-None.  
 Attendance: 6157  
 Virginia is ranked #4 in the AP Poll.

| Score by periods | 1st | 2nd | Total |
|------------------|-----|-----|-------|
| Virginia         | 21  | 47  | 68    |
| Virginia Tech    | 26  | 44  | 70    |

Last FG - VA 2nd-00:18, VT 2nd-02:10.  
 Largest lead - VA by 4 1st-11:16, VT by 11 2nd-02:10.  
 VA led for 11:24, VT led for 22:54. Game was tied for 05:42.

Score tied - 9 times.  
 Lead changed - 8 times.



Official Basketball Box Score -- Game Totals -- Final Statistics  
**NC State vs Virginia Tech**  
 01/02/16 2:00 PM at Cassell Coliseum, Blacksburg, Va.



**NC State 68 • 10-4, 0-1**

| #  | Player          | Total  |        | 3-Ptr  |       | Rebounds |     |    | PF | TP | A | TO | Blk | Stl | Min |
|----|-----------------|--------|--------|--------|-------|----------|-----|----|----|----|---|----|-----|-----|-----|
|    |                 | FG-FGA | FG-FGA | FT-FTA | Off   | Def      | Tot |    |    |    |   |    |     |     |     |
| 00 | Abdul-Malik Abu | f      | 3-7    | 0-0    | 2-4   | 1        | 7   | 8  | 3  | 8  | 2 | 0  | 0   | 0   | 25  |
| 14 | Caleb Martin    | f      | 4-17   | 3-13   | 3-3   | 1        | 3   | 4  | 2  | 14 | 0 | 2  | 1   | 0   | 40- |
| 21 | BeeJay Anya     | f      | 1-4    | 0-0    | 4-10  | 7        | 5   | 12 | 4  | 6  | 1 | 0  | 5   | 0   | 33  |
| 12 | Anthony Barber  | g      | 7-21   | 2-6    | 5-6   | 0        | 7   | 7  | 2  | 21 | 2 | 3  | 0   | 0   | 45  |
| 04 | Maverick Rowan  | g      | 1-8    | 0-4    | 4-5   | 0        | 1   | 1  | 1  | 6  | 0 | 1  | 0   | 0   | 24  |
| 24 | Lennard Freeman | g      | 2-4    | 0-0    | 2-3   | 3        | 3   | 6  | 5  | 6  | 2 | 1  | 1   | 0   | 31  |
| 15 | Cody Martin     | g      | 3-4    | 0-0    | 1-2   | 3        | 1   | 4  | 2  | 7  | 0 | 1  | 1   | 1   | 27  |
|    | Team            |        |        |        |       | 6        | 2   | 8  |    |    |   |    |     |     |     |
|    | Totals          |        | 21-65  | 5-23   | 21-33 | 21       | 29  | 50 | 19 | 68 | 7 | 10 | 8   | 1   | 225 |

FG % 1st Half: 11-30 36.7% 2nd half: 9-29 31.0% OT: 1-6 16.7% Game: 21-65 32.3% Deadball  
 3FG % 1st Half: 4-12 33.3% 2nd half: 1-8 12.5% OT: 0-3 0.0% Game: 5-23 21.7% Rebounds  
 FT % 1st Half: 8-9 88.9% 2nd half: 8-12 66.7% OT: 5-12 41.7% Game: 21-33 63.6% 8

**Virginia Tech 73 • 9-5, 1-0**

| #  | Player               | Total  |        | 3-Ptr  |       | Rebounds |     |    | PF | TP | A | TO | Blk | Stl | Min |
|----|----------------------|--------|--------|--------|-------|----------|-----|----|----|----|---|----|-----|-----|-----|
|    |                      | FG-FGA | FG-FGA | FT-FTA | Off   | Def      | Tot |    |    |    |   |    |     |     |     |
| 00 | Shane Henry          | f      | 0-3    | 0-0    | 0-4   | 0        | 4   | 4  | 2  | 0  | 0 | 2  | 0   | 0   | 17  |
| 32 | Zach LeDay           | f      | 2-6    | 0-1    | 5-6   | 5        | 7   | 12 | 4  | 9  | 1 | 0  | 3   | 1   | 41  |
| 04 | Seth Allen           | g      | 9-19   | 3-5    | 2-2   | 1        | 3   | 4  | 3  | 23 | 1 | 2  | 1   | 1   | 39  |
| 10 | Justin Bibbs         | g      | 0-5    | 0-3    | 2-2   | 0        | 2   | 2  | 2  | 2  | 0 | 0  | 0   | 0   | 30  |
| 23 | Jalen Hudson         | g      | 10-21  | 1-5    | 2-3   | 2        | 1   | 3  | 5  | 23 | 0 | 1  | 1   | 0   | 28  |
| 05 | Justin Robinson      | g      | 3-5    | 0-1    | 0-0   | 1        | 2   | 3  | 2  | 6  | 1 | 0  | 0   | 0   | 20  |
| 11 | Devin Wilson         | g      | 0-2    | 0-1    | 1-2   | 0        | 2   | 2  | 2  | 1  | 0 | 0  | 0   | 0   | 19  |
| 21 | Satchel Pierce       | g      | 0-0    | 0-0    | 0-0   | 0        | 0   | 0  | 1  | 0  | 0 | 0  | 0   | 0   | 2   |
| 22 | Johnny Hamilton      | g      | 0-0    | 0-0    | 0-0   | 0        | 1   | 1  | 0  | 0  | 0 | 0  | 0   | 0   | 5   |
| 24 | Kerry Blackshear Jr. | g      | 3-8    | 1-2    | 2-3   | 5        | 3   | 8  | 3  | 9  | 0 | 1  | 0   | 0   | 24  |
|    | Team                 |        |        |        |       | 2        | 0   | 2  |    |    |   |    |     |     |     |
|    | Totals               |        | 27-69  | 5-18   | 14-22 | 16       | 25  | 41 | 24 | 73 | 3 | 4  | 7   | 2   | 225 |

FG % 1st Half: 10-32 31.3% 2nd half: 14-29 48.3% OT: 3-8 37.5% Game: 27-69 39.1% Deadball  
 3FG % 1st Half: 1-10 10.0% 2nd half: 4-7 57.1% OT: 0-1 0.0% Game: 5-18 27.8% Rebounds  
 FT % 1st Half: 3-6 50.0% 2nd half: 5-7 71.4% OT: 6-9 66.7% Game: 14-22 63.6% 5,2

Officials: Mike Eades, Lamar Simpson, Bill McCarthy  
 Technical fouls: NC State-None. Virginia Tech-None.  
 Attendance: 4971

| Score by periods | 1st | 2nd | OT | Total |
|------------------|-----|-----|----|-------|
| NC State         | 34  | 27  | 7  | 68    |
| Virginia Tech    | 24  | 37  | 12 | 73    |

| Points        | In Paint | Off T/O | 2nd Chance | Fast Break | Bench |
|---------------|----------|---------|------------|------------|-------|
| NC State      | 24       | 2       | 18         | 4          | 13    |
| Virginia Tech | 36       | 15      | 20         | 10         | 16    |

Last FG - ST OT-03:06, VT OT-01:23.  
 Largest lead - ST by 16 1st-02:34, VT by