

# 2015-16 Virginia Tech Basketball

Virginia Tech - (6-3, 0-0)  
vs.

Lamar - (5-3, 0-0 SLC)

Dec. 13, 2015 - 3 p.m.

Cassell Coliseum (9,567)  
Blacksburg, Va.



## Top Topics

- ❖ This is the first meeting in the series
- ❖ Seth Allen came off the bench to score 17 points in the win at Radford on Wednesday night
- ❖ Kerry Blackshear Jr. scored a career-high 13 points at Radford
- ❖ The Hokies lead the nation in free throw attempts
- ❖ The Dec. 22nd game vs. St. Joseph's in Brooklyn is now set for a 1 p.m. tip.

## Broadcast

### Radio

Virginia Tech IMG Sports Network  
Jon Laaser & Mike Burnop



Also available on:  
Satellite: Sirius: 119 XM: 193  
Digital: Hokies Xtra & TuneIn  
(free on downloaded apps)

### Television/Internet



ESPN3

Andrew Allegretta & Mack McCarthy

### Follow us on Twitter

@VT\_MBall



## SOCIAL MEDIA

Twitter: @hokiesports & @VT\_MBBall

Instagram: vthokiembb

Snapchat: VTMBBall

#Hokies

#LUvsVT

## Game 10

## Media Notes

### About Today's Game

The Hokies enter today's game 6-3 on the season ... Lamar is 5-3 on the season, following a 73-58 win at Liberty on Saturday.

### Last Time Out: VT 74, Radford 65

The Hokies picked up their first true road win of the season, with a 74-65 victory at Radford on Wednesday night ... Tech jumped out to a 28-8 lead in the first 10 minutes and never trailed in the win ... **Seth Allen** came off the bench to score 17 points to lead four Hokies in double figures ... **Kerry Blackshear Jr.**, had a career-high with 13 points and tied a career-high with eight rebounds.

### Series Against The Cardinals

This is the first meeting in the series between the two schools ... The Hokies are 2-0 all-time against current members of the Southland Conference.

### A Hokie on the Cardinal Bench

When the Lamar Cardinals enter Cassell Coliseum today, you won't have to show their head coach the way to the game floor ... Lamar head coach, George "Tic" Price, was a standout player for the Hokies in the late 70s ... Price, a native of Danville, Virginia, is in his second season as the Cardinals' head coach ... He led the Hokies in field goal percentage in the 1977-78 season ... Another connection between these two schools which have never met on the hardwood is current Hokie assistant coach **Steve Roccaforte**, who is a graduate of Lamar and was the head coach of the Cardinals from 2006-2011.

## Schedule

Date	Opponent	Time	TV
<b>Emerald Coast Classic (Blacksburg, Va.)</b>			
11/14	ALABAMA STATE# (ESPN3)	L	82-85
11/18	JACKSONVILLE STATE# (ESPN3)	W	71-62
11/21	VMI (ESPN3)	W	76-52
11/24	NORTH CAROLINA A&T (ESPN3)	W	90-60
<b>Emerald Coast Classic (Destin, Fla.)</b>			
11/27	vs. Iowa State# (CBSN)	L	77-99
11/28	vs. UAB#	W	82-77 OT
<b>Big Ten/ACC Challenge (Blacksburg, Va.)</b>			
12/ 1	NORTHWESTERN (ESPNU)	L	79-81 OT
12/ 5	ARKANSAS-PINE BLUFF (ESPN3)	W	80-45
12/ 9	at Radford	W	74-65
12/13	<b>LAMAR</b>	<b>3 p.m.</b>	<b>ESPN3</b>
12/19	GRAMBLING STATE	6 p.m.	ESPN3
12/22	vs. St. Joseph's (Barclays Center)	1 p.m.	ESPN3
12/30	WEST VIRGINIA	noon	ESPNU
1/ 2	NC STATE*	2 p.m.	RSN
1/ 4	VIRGINIA*	9 p.m.	ESPN2
1/ 9	at Duke*	noon	ACCN
1/13	WAKE FOREST*	9 p.m.	RSN
1/16	at Georgia Tech*	noon	RSN
1/20	at Notre Dame*	7 p.m.	RSN
1/24	NORTH CAROLINA*	6:30 p.m.	ESPNU
1/27	LOUISVILLE*	8 p.m.	ACCN
1/31	at Pittsburgh*	6:30 p.m.	ESPNU
2/ 2	at Syracuse*	8 p.m.	ACCN
2/ 6	CLEMSON*	4 p.m.	RSN
2/ 9	at Virginia*	8 p.m.	ACCN
2/17	at Miami*	9 p.m.	RSN
2/20	FLORIDA STATE*	3 p.m.	ACCN
2/23	at Boston College*	9 p.m.	ESPNU
2/28	at Wake Forest*	6:30 p.m.	ESPNU
3/ 2	PITTSBURGH*	7 p.m.	ESPN3
3/ 5	MIAMI*	4 p.m.	ACCN
3/ 8-12	ACC Tournament (Verizon Center, Washington D.C.)		ACCN/ESPN/ESPNU2

CAPS denote home games

\* - Atlantic Coast Conference Games

# - Emerald Coast Classic

All times are EST and are subject to change

Note - All conference games carried on an ESPN network will also be available on WatchESPN. All conference games carried on the ACC Network or a regional sports network will also be available on ESPN3.

### Virginia Tech Strategic Communications

#### Primary Contact

Bill Dyer - Associate Director  
wdyer@vt.edu

(o) - 540-231-8853

(c) - 540-998-5906

#### Secondary Contact

Kelsey Appleton - Assistant Director

kelsey89@vt.edu

(o) - 540-231-2228

(c) - 540-739-0002

## Ending the Road Blues

When the Hokies defeated Radford, 74-65, at the Dedmon Center on Dec. 9, it marked the first win for the Hokies on an opponent's home court for the first time in more than two calendar years ... The last true road win for Tech was on Dec. 8, 2013, when the Hokies defeated Miami, 61-60, in the BankUnited Center to open ACC play in the 2013-14 season.

## Bibbs' Summer

USA Basketball has named the 2015 USA Basketball Men's and Women's U19 World Championship Teams as co-recipients of the 2015 USA Basketball Team of the Year Award ... Virginia Tech sophomore **Justin Bibbs**

was a member of the men's gold medal winning team.



Justin Bibbs

## Hudson Racking Up the Steals

Last season, **Jalen Hudson** recorded 17 steals in 32 games ... This season, he already has 11 steals in the first nine games of the season, including eight steals in the last two games combined ... His 17 steals last season was third on the team and the 11 steals this season is tied for the team lead with **Chris Clarke**.



Jalen Hudson

## Gimme That!

In the Hokies' win over Arkansas-Pine Bluff, **Jalen Hudson** earned the start and then posted a career-high five steals in the contest ... That is the most steals in a game by a Hokie since Erick Green had five steals in a win over Mount St. Mary's in Cassell Coliseum on Jan. 2, 2011 ... Hudson also led the Hokies in scoring with 15 points against the Golden Lions.

## KB Jr. Steps Up

In the win at Radford, **Kerry Blackshear Jr.**, posted his top game as a collegiate ... Blackshear played a career-high 32 minutes and took great advantage of the time, scoring a career-high 13 points ... He was six-of-nine from the floor and also grabbed a career-high tying eight rebounds.



Kerry Blackshear Jr.

## Bibbs Leads the Way

**Justin Bibbs** leads the ACC in three-point field goal percentage, at 64.5 percent ... He has made 20 of his 31 attempts this season and now shoots 46.4 percent from three for his Virginia Tech career ... He falls just under the NCAA minimum in order to be ranked nationally.

## Good Point on Low Points

The Hokies held UABP to just 45 points in the win on Saturday ... That is the lowest point total by a Tech opponent since Feb. 15, 2014, when the Hokies held defending ACC Champion Miami to just 45 points in a 52-45 Virginia Tech victory.

## A Freshman Double

**Chris Clarke** recorded his second consecutive double-double with 11 points and 13 rebounds in the Northwestern game ... It's the first time a Virginia Tech freshman recorded consecutive double-doubles since Jeff Allen in the 2007-08 season ... Allen had 11 points and 12 rebounds in the regular season finale at Clemson and 10 points and 10 rebounds in the first round of the ACC Tournament against Miami.



Chris Clarke

## 20-Plus for Allen

**Seth Allen** scored 25 points in the Northwestern game ... That marks the first time a Hokie has scored 20-or-more points in consecutive games since Adam Smith had 26 points against Miami of Ohio and 22 points against Morgan State last season ... Allen had 23 points in the win over UAB on Nov. 28.



Seth Allen

## It Is Better to Give, A Lot

In the loss to Northwestern, **Devin Wilson** recorded five assists and just one turnover, cracking the 300 career assists total ... Following the Radford game, he has 310 career assists, good for 4.4 assists per game ... Early in his junior season, Wilson is just six assists away from entering the top 10 in assists in school history ... His 310 career assists is fifth among active ACC players.



Devin Wilson

## B-2-B OT

The Hokies lost to Northwestern, 81-79, in overtime on Dec. 1 and defeated UAB, 81-77 in overtime on Nov. 28 in Destin ... Prior to that, the last time the Hokies played back-to-back OT games was Feb. 8, 2006, when the Hokies won at Clemson, 75-74, in overtime and lost at Virginia, 81-77, in overtime on Feb. 11, 2006.

## Another Point on Points

The 35-point margin of victory for the Hokies in the 80-45 win over Arkansas-Pine Bluff is the most for Tech since they defeated Monmouth, 91-46, on Nov. 14, 2011 in Cassell Coliseum.

## Wilson Starts and Dishes

In the win at Radford, **Devin Wilson** earned his first start of the season for the Hokies ... The junior point guard is no stranger to starting games at Virginia Tech, as he has started 60 of the 70 games in which he has played ... In those 70 starts, Wilson has recorded five-or-more assists in 30 of them, including five in the Radford win.

## Doubling Our Pleasure

With his 13 point, 10 rebound performance in the win over UABP, **Zach LeDay** recorded his fifth double-double of the season, in just nine games ... The last Hokies to record five double-doubles in a single season was Jeff Allen, with 15 double-doubles in the 2010-11 season.



Zach LeDay

## Really Young Again This Season

The Hokies once again this season field one of the youngest teams in the nation ... According to kenpom.com, Tech is 327 out of 350 NCAA Division I teams in experience, at just 1.14 years per player ... Tech is 14th out of 15 ACC teams in experience ... Tech has just one senior and only one player, junior **Devin Wilson**, who was on the squad two years ago ... Wilson missed the first three games of the season with a left groin strain.

## Hokies in NCAA Stats

In the most current release of NCAA stats (Dec. 12, 2015), the Hokies lead the nation in free throw attempts and are third in free throws made ... Tech is 19th in total rebounds, 20th in fewest personal fouls per game, 23rd nationally in total rebounds per game and 26th in rebound margin ... Individually, **Zach LeDay** is 11th in double-doubles and 19th in offensive rebounds per game.

**New Guys**

Nine games into the season, Tech has had 11, 15 points or higher scoring performances ... Of those 11 times, nine have been by either **Zach LeDay** or **Seth Allen**, each who began their Hokie playing careers this season ... **Justin Bibbs'** 17 points against Northwestern and **Jalen Hudson's** 15 points in the win over UAPB are the only two of the 10 not by LeDay or Allen.

**Big Night on the Boards**

In the Hokies' overtime win over UAB, **Chris Clarke** grabbed a career-high 16 rebounds en route to his double-double of 10 points and 16 rebounds ... The 16 rebounds are the most by a Hokie since Marshall Wood grabbed 16 rebounds at NC State on Feb. 16, 2013 ... It is also the most rebounds by a Tech freshman since Wood's performance in Raleigh on that day ... It is also the record for rebounds in an Emerald Coast Classic game.

**Hamilton Suspended**

On Dec. 5, head coach **Buzz Williams** and Virginia Tech Athletics have suspended junior center **Johnny Hamilton** from game competition for an undisclosed period until his academic performance improves.

**Getting There**

Entering today's game, the Hokies lead the nation in free throw attempts and are third in free throws made ... Tech is averaging 34.1 attempts and 22.9 makes per game ... Last season, the Hokies averaged 16.9 attempts and 10.8 makes per game ... Tech is scoring 28.7 percent of its points from the free throw line this season.

**More from the Line**

The Hokies were 31-40 from the free throw line in the win over UAPB ... That marks the third time this season the Hokies have shot at least 40 free throws in a game ... The 31 makes is the second highest total of the season, as is the 77.5 percent from the line ... The Hokies did not shoot 40-or-more free throws in any game last season ... The last time the Hokies shot 40-or-more free throws in a game was on Nov. 12, 2012, when Tech was 34-of-42 from the line in a win at UNCG.

**A Final Double Note**

**Zach LeDay** and **Chris Clarke** both recorded double-doubles in the win over UAB ... In doing so, they become the first pair of Hokies to record double-doubles in the same game since C.J. Barksdale (14 points/10 rebounds) and Jarell Eddie (13 points/10 rebounds) pulled the feat against Radford in Cassell Coliseum on Nov. 29, 2013.

**Buzz Williams Info**

**Buzz Williams** begins his second season as the head coach of the Hokies ... Now in his ninth season as a collegiate head coach, Williams has an overall record of 170-111 ... A complete bio is available on page 5 of these notes.

*Buzz Williams***Hill on the Mend**

Virginia Tech sophomore wing **Ahmed Hill** is on the mend from surgery, performed on August 11 ... Hill had a partial tear of the left patellar tendon and had successful surgery at LewisGale Montgomery Hospital by Dr. Tony McPherron ... He has begun practice, but has not been cleared to play in games.

*Ahmed Hill***Outlaw Out**

Junior wing **Tyrone Outlaw** will miss the 2015-16 season due to a medical issue ... Outlaw transferred to Virginia Tech this spring after one season at Lee College, a junior college in Texas ... He played as a freshman at UNC Greensboro and is a junior from Roxboro, North Carolina.

*Ty Outlaw***A Golden Opportunity**

Virginia Tech sophomore wing **Justin Bibbs** won a gold medal as a member of the championship USA team at the FIBA U19 World Championship, held in late June and early July in Heraklion, Crete, Greece ... Bibbs becomes the first Hokie to win a gold medal in a sanctioned USA Basketball FIBA world championship.

**That's Low**

Against VMI, the Virginia Tech defense allowed the Keydets to shoot just 25.7 percent from the field for the game, including just 20.5 percent (eight of 39) in the second half ... The 25.7 percent allowed is the lowest by a **Buzz Williams**-coached team and the lowest by the Hokies since Dec. 10, 2012, when Tech held Mississippi Valley State to 25.7 percent from the floor.

**Rise and Give Me 20**

**Zach LeDay** scored 26 points in the first game of the season and followed that with 26 points in the fourth game, Tuesday night's win over NC A&T ... In doing so, he becomes the first Tech player with 25-or-more points in two of the first four games of a season since Erick Green scored 20-or-more in all four of the first four games of the 2012-13 season, including games of 25 points and 26 points.

**What's Next?**

The Hokies take the upcoming week off for exams, before returning to the court on Saturday ... Tech takes on Grambling State in Cassell Coliseum ... Game time is 6 p.m. and the game will be shown on ESPN3.

**Buzz's Bunch**

Buzz's Bunch is a non-profit organization that Coach Buzz Williams created six years ago when he was first named head coach at Marquette University.

Buzz's Bunch is a way to bring together children with disabilities and help them to fall in love with the game of basketball. Since it's creation, the group has evolved into so much more. Buzz's Bunch members create some unforgettable relationships and memories. Most of all, every player, coach, or staff member feels lucky to learn from these members and be touched by them.

Being a Buzz's Bunch member includes an invitation to a camp over the summer, which includes spending time with the team and staff, lunch and a free t-shirt. Additionally, there is a Buzz's Bunch calendar at the beginning of the year and another event over the winter. The team tries to keep in touch with members throughout the year and the organization changes with time as new opportunities exist.

For more information, contact info@buzzsbunch.com or log-on to http://coachbuzzwilliams.com/buzzsbunch/

**New Name, Same Place**

The Hokies are playing this season in the same arena, Cassell Coliseum, but the playing surface has a new name ... The floor is now known as Virginia Tech Carilion Court at Cassell Coliseum ... This is in recognition of a generous sponsorship of Virginia Tech athletics by Carilion that will be used to fund scholarships and strategic initiatives, as well as to support public-health awareness ... Carilion was awarded naming privileges to the court for 10 years in recognition of a sponsorship that will provide \$500,000 a year over that time ... With the naming, Carilion will support student-athletes who are pursuing health careers, promote health awareness and the Carilion Clinic Children's Hospital, and honor the importance of the Virginia Tech Carilion partnership.



Virginia Tech Carilion



## Points for Pondering

**Led VT in Scoring:** LeDay (4), Allen (4), Hudson (1)

**Double Figure Scoring Games:** LeDay (7), Clarke (7), Bibbs (7), Allen (7), Robinson (2), Hudson (2), Blackshear (2)

**40-point Games:** none

**30-39-point Games:** none

**20-29-point Games:** LeDay (2), Allen (2)

**Led VT in Rebounding:** LeDay (5), Clarke (3), Hamilton (1)

**Double Figure Rebounding Games:** LeDay (5), Clarke (3), Hamilton (1)

**Led VT in Assists:** Robinson (6), Allen (3), Wilson (3), Bibbs (1), Clarke (1)

**Double Figure Assist Games:** none

**Double-Doubles:** LeDay (5), Clarke (3)

**Most Points in a Half:** 47 (2nd vs. VMI & 2nd vs. ISU)

**Fewest Points in a Half:** 29 (1st vs. VMI)

**Most Points Allowed in a Half:** 52 (1st vs. ISU)

**Fewest Points Allowed in a Half:** 16 (1st vs. UAPB)

**Largest Lead:** 35 pts. (80-45 vs. UAPB)

**Largest Deficit:** 21 pts. (80-48 vs. ISU)

**Largest Margin of Victory:** 35 pts. (80-45 vs. UAPB)

**Largest Margin of Defeat:** 22 pts. 99-77 vs. ISU)

**Largest Deficit Overcome in a Victory:** 8 pts. (25-17 vs. UAB)

**Largest Lead Lost in a Loss:** 11 pts. (31-20 vs. ASU)

**Largest Halftime Lead:** 21 pts. (37-16 vs. UAPB)

**Largest Halftime Deficit:** 22 pts. (52-30 vs. ISU)

**Largest Halftime Deficit Overcome in a Victory:** 3 pts. (38-35 vs. UAB)

**Largest Halftime Lead Lost in a Loss:** 5 pts. (42-37 vs. ASU)

**Average Margin of Victory:** 18.7 pvp

**Average Margin of Defeat:** 9.0 ppl

**Average Margin:** +9.4

\* - Includes ties

## TOP INDIVIDUAL PERFORMANCES

### VIRGINIA TECH

#### Points

26	Zach LeDay vs. Alabama State
26	Zach LeDay vs. NC A&T
25	Seth Allen vs. Northwestern
23	Seth Allen vs. UAB
19	Zach LeDay vs. Iowa State
17	Seth Allen vs. VMI
17	Justin Bibbs vs. Northwestern
17	Seth Allen at Radford
15	Zach LeDay vs. Jacksonville State
15	Zach LeDay vs. UAB
15	Jalen Hudson vs. UAPB

#### Rebounds

16	Chris Clarke vs. UAB
15	Zach LeDay vs. Alabama State
13	Chris Clarke vs. Northwestern
12	Zach LeDay vs. NC A&T
11	Chris Clarke vs. Jacksonville State
11	Johnny Hamilton vs. VMI
10	Zach LeDay vs. VMI
10	Zach LeDay vs. UAB
10	Zach LeDay vs. UAPB

#### Assists

5	Justin Robinson vs. NC A&T
5	Devin Wilson vs. UAB
5	Devin Wilson vs. Northwestern
5	Justin Robinson vs. UAPB
5	Devin Wilson at Radford
4	Seth Allen vs. vs. Alabama State
4	Justin Robinson vs. Alabama State

#### Steals

5	Jalen Hudson vs. UAPB
3	Jalen Hudson at Radford
2	seven times

#### Blocks

3	Johnny Hamilton vs. VMI
3	Johnny Hamilton vs. NC A&T
3	Johnny Hamilton vs. Iowa State
2	five times

### OPPONENTS

#### Points

26	QJ Peterson, VMI
23	Jameel McKay, Iowa State
21	Jamel Waters, Alabama State
21	Erik Durham, Jacksonville State
19	Bryant McIntosh, Northwestern
17	Nick Norton, UAB
17	Tre Demps, Northwestern
16	Abdel Nader, Iowa State
16	Hakeem Baxter, UAB
16	Robert Brown, UAB
16	Cameron Jones, Radford
15	Julian Eleby, VMI

#### Rebounds

11	Abdel Nader, Iowa State
11	Brandon Holcomb, Radford
9	Phillip Anglade, VMI

#### Assists

7	Jamel Waters, Alabama State
7	Monte Morris, Iowa State
5	Robert Brown, UAB
4	Malcolm Drumwright, Jacksonville St.
4	Nick Norton, UAB
4	Tre Demps, Northwestern
4	Bryant McIntosh, Northwestern
4	Rashun Davis, Radford

#### Steals

3	Bryant McIntosh, Northwestern
2	12 times

#### Blocks

3	Glenn Hollaway, Jacksonville State
3	Fred Iruafemi, VMI
3	Jameel McKay, Iowa State
3	William Lee, UAB
3	Alex Olah, Northwestern

## 551 in the Cassell


The Hokies have a 551-185 overall record in Cassell Coliseum, good for a .749 winning percentage ... The win over Florida State on Jan. 8, 2011, was the 500th victory in the building ... Tech defeated Rhode Island, 86-63, on Nov. 20, 2002, in its 500th game in the arena ... Tech has had just one break-even home season and two losing seasons in Cassell Coliseum.

## Hokies in Overtime


With the overtime loss to Northwestern, the Hokies are now 62-48 all-time in overtime games ... Tech is 1-1 this season and was 1-1 in overtime games last season ... Tech is 27-24 in road overtime games, 27-11 in home overtime games, and 8-13 on neutral courts ... Tech is 14-7 in ACC overtime games ... Tech is 3-8 all-time in overtime games against ranked teams ... Tech is 5-9 in double-overtime games and 1-2 in triple overtime games.

## Walk-Ons Making A Name

**Greg Donlon** played the final 1:41 of the win over NC A&T ... It was the walk-on's first action since March 8, 2014 at Georgia Tech, as he redshirted last season ... In the win over NC A&T, Donlon scored a career-high four points, equaling his career total in points ... Donlon received a rousing ovation from the fans in Cassell Coliseum when he entered the contest ... **Matt Galloway** scored five points in the game, his first collegiate points, in the win over UAPB.



Greg Donlon



Matt Galloway

## 407 and Counting

Tech has now hit a three-point field goal in 406 consecutive games, the most in school history ... The Hokies have hit at least one three-pointer in every game since joining the ACC in the 2004-05 season ... Since the three-point arc was added for the 1986-87 season, the Hokies have hit at least one three in all but three games ... The last time Tech did not record a three-point field goal in a game was at Providence on Feb. 1, 2003.

## Big Day on the Boards

The Hokies had 54 rebounds in the win over Jacksonville State ... That is the most rebounds in a game for Tech since Dec. 9, 2009, when the Hokies grabbed 59 rebounds against VMI ... The rebounding differential of +25 is the most for the Hokies since they outrebounded Longwood, 52-27, on Dec. 14, 2008, in Cassell Coliseum ... Tech has grabbed at least 40 rebounds in seven of the nine games this season.

## Head Coach Buzz Williams



Buzz Williams begins his second season as the head men's basketball coach at Virginia Tech. Williams led the Hokies to an 11-22 overall record in his first season in Blacksburg.

In his inaugural season at Virginia Tech, Williams began building the culture that will allow the Hokies future success. The team went a long ways towards establishing an identity of hard work, accountability both on and off the court and a tough, competitive nature.

Williams came to Virginia Tech following six seasons as the head coach of the Marquette Golden Eagles. At Marquette, Williams had a record of 139-69 and led the team to five NCAA appearances, including a trip to the regional finals in the 2012-13 season, the same season the team won the Big East Conference regular season title. Williams led the Golden Eagles to a 69-39 Big East Conference record during his time in Milwaukee. Six Marquette players have made it to the NBA during Williams' tenure. In his eight seasons as a collegiate head coach, Williams has an overall record of 170-111.

"Buzz Williams' first season at Virginia Tech set a tone for the future," Virginia Tech Director of Athletics Whit Babcock said. "This program achieved on the

court, in the classroom and in the community. His focus and tireless work ethic is indelible throughout the program. His expectations and standards are high and we will continue to improve in all areas because of this environment."

Williams was an assistant at Marquette in the 2007-08 season. MU concluded the year 25-10 and advanced to the second round of the NCAA Tournament for the first time since 2003.

His coaching career has included stints as an assistant, associate head and head coach. He has been at the NCAA Division I level for 19 seasons, and 2013-14 was his seventh campaign as a head coach. Williams has recruited and coached over 20 players who have earned all-conference accolades, including two league players of the year, two conference freshmen of the year and four Associated Press All-Americans.

Williams arrived in Milwaukee after serving for one season as the head coach at the University of New Orleans. He guided the Privateers to a 14-win campaign in 2006-07 and his roster featured Bo McCalebb, the Sun Belt Conference Player of the Year. UNO claimed fourth place in the Sun Belt's Western Division and advanced to the league tournament quarterfinals. The squad claimed as many victories on the road that season as it had in the previous three seasons combined. His recruiting class for the 2007-08 season was ranked in the top-50 nationally by HoopScoopOnline.com.

Prior to UNO, Williams served as an as-

sistant coach and recruiting coordinator at Texas A&M for two seasons (2004-05 and 2005-06) under head coach Billy Gillispie. Both of his recruiting classes with the Aggies were ranked among the best in the nation and featured some of the top-ranked talent at the prep level. The squad made its first NCAA Tournament appearance in 25 years in 2005-06 and the previous team posted the top turnaround in the nation, improving its win total in 2004-05 by 14 games compared to 2003-04.

Williams spent four seasons (2000-01 through 2003-04) at Colorado State, serving as an assistant the first three seasons before being promoted to associate head coach in 2003-04. Two of his recruiting classes were ranked among the 40-best in the nation, including the 2003 group, which was tabbed No. 1 in the Mountain West Conference. Colorado State made its first NCAA Tournament appearance in 13 years during his tenure and he was named one of the top assistants in the country by HoopScoopOnline.com.

The Van Alstyne, Texas, native was previously an assistant at Northwestern State (1999-2000), Texas A&M- Kingsville (1998-99) and Texas-Arlington (1994-98). He earned a bachelor's degree in kinesiology from Oklahoma City University in 1994 before completing his master's work in the same field at Texas A&M-Kingsville in 1999.

Williams is married to the former Corey Norman and the couple has two daughters, Zera and Addyson, and two sons, Calvin and Mason.



## Virginia Tech Basketball QR Codes

Scan the following QR code  
for links to bios for the  
2015-16 Virginia Tech Hokies



Scan the following QR code  
for link to home page for  
2015-16 Virginia Tech Hokies



Scan the following QR code  
for link media resources page  
2015-16 Virginia Tech Hokies



## Virginia Tech Strategic Communications

**ON THE INTERNET**      **WHO TO CONTACT**

### www.hokiesports.com

The official Web site of Virginia Tech athletics provides media and fans with schedules, results, rosters, bios, statistics, general releases and game notes on the Hokies.



The Gameday section has live stats, radio and television coverage information and other pertinent information. This section is for home games only.

The improved HokieVision page offers a wide range of fun, insightful and useful videos on and about the Hokies.

### hokiesports.com/media

A media-only Web site is designed to make the media's job easier. Here you will find high-resolution, color mug shots of every Hokie basketball player and coach available to download. Please contact the Athletics Communications Office for access to this media-only site.

### Twitter

Follow the Hokies on Twitter @VT\_MBBall.

### Instagram

Follow the Hokies on Instagram @vthokiembb.

### #HokieHuddle

The newest feature on hokiesports.com, #HokieHuddle gives fans and other interested individuals a behind-the-scenes look at all Virginia Tech sports. The men's basketball Huddle, available from a link off of the men's basketball page, offers videos, photo galleries, tweets, instagams and blogs about the Hokies.

<http://www.hokiesports.com/mbasketball/huddle/>

### www.theacc.com

Updated standings, results, schedules, statistics and notes are posted each week during the season.

### Associate Athletic Director Strategic Communications

Pete Moris  
(540) 231-9965 - office  
morisvt@vt.edu

### Request for Interviews

#### Men's Basketball SID

Bill Dyer  
(540) 231-8852 - office  
(540) 998-5906 - cell  
wdyer@vt.edu

### Social Media Inquiries

#### Assistant Director

Kelsey Appleton  
(540) 231-2228 - office  
(540) 739-0002 - cell  
kelsey89@vt.edu

### Requests for Photos

#### Director of Photography

Dave Knachel  
(540) 231-1838  
dknachel@vt.edu



**Bill Dyer**  
Associate Director of  
Strategic Communications



**Kelsey Appleton**  
Assistant Director of  
Strategic Communications

### What is a Hokie?

That's the most frequently asked question regarding Virginia Tech athletics ... The answer leads all the way back to 1896 when Virginia Agricultural and Mechanical College changed its name to Virginia Polytechnic Institute ... With the change came the necessity for writing a new cheer and a contest for such a purpose was held by the student body ... Senior O.M. Stull won first prize for his "Old Hokie" yell which still is used today ... Later, when asked if "Hokie" had any special meaning, Stull explained the words he used had no hidden or symbolic meaning, but had been thought up in an effort to get attention ... Hokie soon became a nickname for all Tech teams and for those people loyal to Tech athletics.

### Our Name, Please

When referring to Virginia Tech, we ask that you please leave it at that - Virginia Tech ... Virginia Tech University is not now and never has been a name for the school ... The official name of the university is Virginia Polytechnic Institute and State University ... "Vah Tech", VPI, VPI&SU, VPI and SU and Va. Tech are also not recognized names and should not be used ... VT is acceptable as a shortened, agate form ... When referring to the school by its nickname, please use "Hokies" ... Your help in these matters is appreciated.



# The Last Time That...

- Tech scored 100 points and won: 105-92, vs. VMI, 11-18-13
- Tech scored 100 points and lost: 100-104 2OT vs. Maryland, 2-27-10
- Tech played in overtime: 86-91, OT, vs. Duke, 2-25-15
- Tech played in consecutive overtime games: 75-74 at Clemson, 2-8-06 & 77-81 at Virginia, 2-11-06
- Tech played 2 OT: 57-62, 2OT at Pittsburgh, 2-8-14
- Tech played 3 OT: 86-90 at WVU, 2-2-83
- Tech scored 100+ points: 105-92, vs. VMI, 11-18-13
- Tech scored 90-99 points: 90-60, vs. NC A&T, 11-24-15
- Tech scored 80-89 points: 80-45, vs. UAPB, 12-5-15
- Tech scored 70-79 points: 74-65, at Radford, 12-9-15
- Tech scored 60-69 points: 61-82, vs. Miami, 3-7-15
- Tech scored 50-59 points: 59-66, vs. Boston College, 3-2-15
- Tech scored 40-49 points: 49-59 vs. Miami (ACCT), 3-11-15
- Tech scored 30-39 points: 33-43 at East Carolina, 1966-67 season
- Tech scored 20-29 points: 27-40 at McGuire Gen., 1945-46 season
- Tech scored 10-19 points: 16-45 at Virginia, 1938-1939 season
- Tech scored less than 10 points: 7-31 at W&L, 1922-1923 season
- Tech allowed 100+ points: 100-104, 2OT vs. Maryland, 2-27-10
- Tech allowed 90-99 points: 77-99, vs. Iowa State, 11-27-15
- Tech allowed 80-89 points: 79-81, OT, vs. Northwestern, 12-1-15
- Tech allowed 70-79 points: 82-77, OT, vs. UAB, 11-28-15
- Tech allowed 60-69 points: 74-65, at Radford, 12-9-15
- Tech allowed 50-59 points: 76-52, vs. VMI, 11-21-15
- Tech allowed 40-49 points: 80-45, vs. UAPB, 12-5-15
- Tech allowed 30-39 points: 99-34, vs. Mount St. Mary's, 1-2-11
- Tech allowed 20-29 points: 31-25 vs. Richmond, 2-1-46
- Tech allowed 10-19 points: 60-19 vs. Lynchburg College, 1-9-46
- Tech allowed less than 10 points: 28-9 vs. Hampden-Sydney, 1-17-23
- Largest margin of victory: 83 points vs. Randolph Macon Academy, 87-4, 1-10-11
- Largest margin of victory in an ACC game: 29 points vs. Wake Forest, 94-65, 1-15-11
- Two Tech players recorded double-doubles in a game: Zach LeDay (15 pts./10 rebs.) & Chris Clarke (10 pts./16 rebs.) vs. Radford, 11-29-13
- Two Tech players recorded double-doubles in consecutive games: vs. UNC, ACC Tournament, 3-13-09 and vs. Duquesne, NIT, 3-18-09

## Compare & Contrast

<b>VT</b> .....	<b>LU</b>
79.0.....Points	.....81.1
69.6.....Points Allowed	.....71.4
45.5%.....FG%	.....42.5%
40.3%.....FG% Defense	.....39.0%
33.3%.....3FG%	.....31.1%
31.8%.....3FG% Defense	.....26.8%
65.8%.....FT%	.....70.8%
43.1.....Rebounds	.....43.3
+9.6.....Rebound Margin	.....+5.4
13.0.....Assists	.....14.9
13.9.....Turnovers	.....14.7
5.3.....Steals	.....7.6
3.9.....Blocks	.....5.1

## VT vs. The Conferences

<b>ACC REGULAR SEASON</b> .....	<b>0-0</b>
Atlantic 10 (St. Joseph's).....	0-0
Big 12 (Iowa State, West Virginia).....	0-1
Big South (Radford).....	1-0
Big Ten (Northwestern).....	0-1
Conference USA (UAB).....	1-0
MEAC (NC A&T).....	1-0
Ohio Valley (Jacksonville State).....	1-0
SWAC (Alabama State, Grambling, UAPB).....	1-1
Southern (VMI).....	1-0
Southland (Lamar).....	0-0
<b>Total</b> .....	<b>6-3</b>

## On This Date

Virginia Tech is 8-2 all-time in games played on Dec. 13 ... Tech has won its last six games on this date, most recently a 73-60 win over Radford in 2003 in Cassell Coliseum ... Tech is 5-1 in home games on this date and have won its last four games ... Tech is 44-46 all-time on Sundays and this is the first Sunday game this season.

## Coming Next Year

Virginia Tech signed Khadim Sy to a National Letter of Intent to play basketball for the Hokies beginning in the fall of 2016 ... Khadim Sy (pronounced hah-DEEM SEE), a 6-10, 245 lbs. post player from Dakar, Senegal, is currently a senior at Oak Hill Academy in Mouth of Wilson, Virginia, where he is averaging 11.0 points, 7.5 rebounds and 3.0 blocked shots per game after two games this season.

## 2015-16 Starters

Robinson, Bibbs, Clarke, LeDay, Henry.....	4-2
Robinson, Bibbs, Clarke, LeDay, Hudson.....	1-0
Wilson, Bibbs, Clarke, LeDay, Hudson.....	1-0
Allen, Bibbs Hudson, LeDay, Henry.....	0-1

## The Last Time That...

Tech player had five or more steals: Manny Atkins (5) vs. Mount St. Mary's, 1-2-11  
 Tech player had 10 or more assists in a game: Devin Wilson (11) vs. Duke, 2-25-15  
 Tech player had 20 or more rebounds in a game: Jeff Allen (21) vs. Longwood, 12-14-08  
 Two Tech players had double figures in rebounds: Chris Clarke (16 rebs.) & Zach LeDay (10 rebs.) vs. UAB, 11-28-15  
 Two Tech players had five or more assists: Devin Wilson (5) & Adam Smith (5) vs. Michigan State, 11-22-13  
 Two Tech players scored 20 or more points: Adam Smith (26 points) and Malik Muller (22 points) vs. Pittsburgh, 1-27-15  
 Two Tech players scored 20 or more points in consecutive games: Erick Green & Jarell Eddie 11-19-12 & 11-23-12  
 Tech freshman scored 20 or more points in a game: 32, Jalen Hudson, vs. Wake Forest, 3-10-15  
 Two Tech freshmen scored in double figures in a game: Chris Clarke (14 pts.) & Justin Robinson (11 pts.) vs. VMI, 11-21-15  
 Three Tech freshmen scored in double figures in a game: Ahmed Hill (11 pts.), Jalen Hudson (23 pts.) & Justin Bibbs (10 pts.) vs. Duke, 2-25-15  
 Tech player scored 30-39 points in a game: 34, Jarell Eddie vs. Winthrop, 12-3-13  
 Tech player scored 40-49 points in a game: 41, Dorenzo Hudson vs. Seton Hall, 1-2-10  
 Tech player scored 50+ points in a game: 51, Bimbo Coles vs. Southern Miss., 2-6-88  
 Tech defeated a ranked opponent on the road: 80-77 at No. 12/13 Clemson, 2-25-09  
 Tech defeated a ranked opponent at home: 81-71, vs. No. 15/17 Oklahoma State, 12-1-12  
 Tech defeated a ranked opponent on a neutral court: 72-64, vs. No. 21 Virginia, 12-28-95, Roanoke Civic Center  
 Tech player had consecutive double-doubles: Chris Clarke, 11-28-15 & 12-1-15  
 Tech player had seven consecutive double-doubles: Jeff Allen, 1-25-11, 1-30-11, 2-2-11, 2-5-11, 2-13-11, 2-15-11 & 2-19-11  
 Tech held opponent without a double-figure scorer: 65-47 vs. Miami, ACC Tournament, 3-12-09  
 No Tech player scored in double figures: 41-57 vs. Temple, 2-25-96  
 Tech had six players score in double figures: at Wake Forest, 1-31-15  
 Tech did not make a three-point field goal: at Providence, 2-1-03  
 Tech's opponent did not make a three-point field goal: at NC State, 2-10-10  
 Tech did not shoot a free throw in the first half: at Miami, 12-8-13  
 Tech did not shoot a free throw in the second half: vs. Virginia, 12-5-10  
 Tech allowed a triple-double: Iman Shumpert (22 pts., 12 rebs., 11 assists), at Georgia Tech, 1-25-11  
 Tech held an opponent under 10 points in a half: 9 points, vs. Eastern Michigan, 12-22-11  
 Tech held an opponent under 20 points in a half: 17 pts., vs. Furman, 11-26-13  
 Tech had double-figures in blocked shots: 13, 87-82, vs. West Virginia, 11-12-13  
 Tech came back from a double-figure deficit to win: 13 pts. (37-24), at Miami, 12-8-13  
 Tech led by 20-or-more points at half time of a game: 22 pts., 39-17, vs. Miami University, 11-26-14  
 Tech had a walk-on score in double figures: Christian Beyer, 13 pts., vs. Alabama A&M, 12-14-14

### Career Double-Doubles

#### 2014-15 Season

##### Devin Wilson (2)

vs. Morgan State (10 pts./11 asts.\*)  
 vs. Duke (10 pts./11 asts.\*)

##### Justin Bibbs (1)

vs. Syracuse (22 pts./11 rebs.\*)

#### 2015-16 Season

##### Zach LeDay (5)

vs. Morgan State (26 pts./15 rebs.)  
 vs. VMI (13 pts./10 rebs.)  
 vs. NC A&T (26 pts./12 rebs.)  
 vs. UAB (15 pts./10 rebs.)  
 vs. UAPB (13 pts./10 rebs.)

##### Chris Clarke (3)

vs. Jacksonville State (12 pts./11 rebs.)  
 vs. UAB (10 pts./16 rebs.)  
 vs. Northwestern (11 pts./13 rebs.)

\* - career highs at the time  
 all current players' double-doubles

### First of Many

In the Hokies' win over Jacksonville State, freshman **Chris Clarke** recorded his first double-double of the season and his career with 12 points and 11 rebounds ... The last Hokie freshman to record a double-double was **Justin Bibbs**, who scored 22 points and grabbed 11 rebounds against Syracuse on Jan. 3, 2015 ... Clarke recorded his second double-double of the season with 10 points and 16 rebounds in the win over UAB and followed that with a third double-double (11 points/13 rebounds) in the loss to Northwestern.

### Around the ACC

**Zach LeDay's** two, 20-point, 10-rebound games is second-best in the ACC, trailing Devin Thomas of Wake Forest with three ... His five double-doubles is tied for third among ACC players ... The Hokies are the only ACC team with two players with at least three double-doubles each ... Virginia Tech, Notre Dame and Georgia Tech lead the ACC with eight double-doubles apiece ... **Seth Allen's** 25 points against Northwestern and 23 points against UAB are the second and third-best scoring performances off the bench this season for ACC players ... Virginia Tech is the only ACC team to play two overtime games this season ... Tech's 34 made free throws vs. NC A&T and 31 made free throws vs. UAPB are the two best such performances by an ACC team this season.



# 2015-16 Roster



No.	Name	POS	HT	WT	CL	HOMETOWN	HS/OTHER
0	Shane Henry	F	6-8	210	Sr.	Decatur, Ga.	Newton/Georgia Perimeter College
4	Seth Allen	G	6-1	190	r-Jr.	Woodbridge, Va.	Fredericksburg Christian/Maryland
5	Justin Robinson	G	6-1	180	Fr.	Manassas, Va.	St. James School (Md.)
10	Justin Bibbs	G	6-5	200	So.	Dayton, Ohio	Montverde Academy (Fla.)
11	Devin Wilson	G	6-4	190	Jr.	McKees Rocks, Pa.	Montour
13	Ahmed Hill	G	6-5	205	So.	Augusta, Ga.	Aquinas
14	Greg Donlon	F	6-8	225	r-Jr.	Midlothian, Va.	Cosby
15	Chris Clarke	G/F	6-6	205	Fr.	Virginia Beach, Va.	Cape Henry Collegiate School
21	Satchel Pierce	F	7-0	245	So.	Barberton, Ohio	The Kiski School (Pa.)
22	Johnny Hamilton	C	7-0	230	Jr.	Trinidad & Tobago	Jacksonville College
23	Jalen Hudson	G	6-5	195	So.	Richmond, Va.	St. Vincent-St. Mary
24	Kerry Blackshear Jr.	F	6-10	240	Fr.	Orlando, Fla.	Maynard Evans
32	Zach LeDay	F	6-7	235	r-Jr.	Dallas, Texas	The Colony/South Florida
33	Matt Galloway	G	6-3	195	r-Jr.	Sterling, Va.	Potomac Falls/Hood College
42	Ty Outlaw	G/F	6-6	215	Jr.	Roxboro, N.C.	Person County/Lee College

## Coaching Staff

**Head Coach:** Buzz Williams (Oklahoma City, 1994)

**Assistant Coaches:** Isaac Chew (Avila, 1998), Steve Roccaforte (Lamar, 1989), Jamie McNeilly (New Orleans, 2007)

**Director of Men's Basketball Operations:** Jeff Reynolds (UNCG, 1978)

**Director of Player Personnel:** Devin Johnson

**Director of Student-Athlete Development:** Lyle Wolf

**Assistant to the Head Coach:** Cara Jacobson

**Director of Strength & Conditioning, Basketball Programs:** David Jackson

**Assistant Athletic Director for Sports Medicine:** Ernest Eugene



Cassell Coliseum ..... Castle  
 Carilion Court.....cuh-RILL-yun  
 Ahmed Hill .....uh-MED  
 Steve Roccaforte.....ROCK- ah-fort

# SHANE HENRY

SENIOR • FORWARD • 6-8 • 190  
 DECATUR, GA. • GA. PERIMETER COLLEGE

# #0



Opponent	Min	FG-A-%	3FG-A-%	FT-A-%	O-D-T	A	TO	Blk	Stl	Pts
ALABAMA STATE#	9*	0-2-.000	0-0-.000	1-2-.500	0-2-2	0	0	1	0	1
JACKSONVILLE STATE#	14*	3-4-.750	0-0-.000	0-2-.000	3-2-5	0	1	0	1	6
VMI	14*	1-2-.500	0-0-.000	0-0-.000	0-3-3	0	1	2	2	2
NORTH CAROLINA A&T	6*	0-0-.000	0-0-.000	1-4-.250	0-0-0	0	0	0	0	1
Iowa State^	8*	0-2-.000	0-0-.000	0-2-.000	0-2-2	0	1	0	0	0
UAB^	7*	0-2-.000	0-0-.000	0-0-.000	2-1-3	0	0	0	0	0
NORTHWESTERN%	4*	0-0-.000	0-0-.000	0-0-.000	0-2-2	0	0	0	0	0
ARKANSAS-PINE BLUFF	7	0-2-.000	0-0-.000	1-2-.500	3-1-4	0	2	0	0	1
at Radford			---	DNP	---					
LAMAR										
GRAMBLING STATE										
St. Joseph's										
WEST VIRGINIA										
NC STATE										
VIRGINIA										
at Duke										
WAKE FOREST										
at Georgia Tech										
at Notre Dame										
NORTH CAROLINA										
LOUISVILLE										
at Pittsburgh										
at Syracuse										
CLEMSON										
at Virginia										
at Miami										
FLORIDA STATE										
at Boston College										
at Wake Forest										
PITTSBURGH										
MIAMI										

## CAREER HIGHS

### Points

Career 10 at UNC (1/18/15), vs GT (2/10/15)  
 ACC 10 at UNC (1/18/15), vs GT (2/10/15)

### Minutes Played

Career 24 VMI (12/22/14)  
 ACC 20 at North Carolina (1/18/15)

### Field Goals Made

Career 4, 3x, last vs Georgia Tech (2/10/15)  
 ACC 4, 3x, last vs Georgia Tech (2/10/15)

### Field Goal Attempts

Career 8 VMI (12/22/14)  
 ACC 6 at Syracuse (2/3/15)

### 3-PT Field Goals Made

Career N/A  
 ACC N/A

### 3-PT Field Goal Attempts

Career N/A  
 ACC N/A

### Free Throws Made

Career 2, 3x, vs Georgia Tech (2/10/15)  
 ACC 2, 3x, vs Georgia Tech (2/10/15)

### Free Throw Attempts

Career 4 at North Carolina (1/18/15)  
 ACC 4 at North Carolina (1/18/15)

### Rebounds

Career 13 VMI (12/22/14)  
 ACC 9 at North Carolina (1/18/15)

### Assists

Career 1, 3x, last vs Notre Dame (1/22/15)  
 ACC 1 vs Syracuse (1/3/15), vs ND (1/22/15)

### Blocks

Career 3, 3x, last VMI (12/22/14)  
 ACC 2 vs SU (1/3/15), vs WF (3/10/15)

### Steals

Career 3 vs Florida State (2/7/15)  
 ACC 3 vs Florida State (2/7/15)

\*- ACC games; #- Emerald Coast Classic (Blacksburg, Va.); ^- Emerald Coast Classic (Destin, Fla.); % - Big 10/ACC Challenge;

**2015-16:** Started in all six contests through UAB ... Grabbed four boards and picked up one point from the free throw line in the opener against Alabama State ... Scored a season high six points shooting 3-4 from the field with five rebounds in 14 minutes against Jacksonville State ... Blocked two shots, grabbed two steals and snagged three defensive boards against VMI, adding two points ... Picked up a point from the charity stripe in win over North Carolina A&T ... Grabbed two defensive rebounds against Iowa State ... Cleaned three rebounds off the glass in a win over UAB ... Snagged two defensive rebounds against Northwestern ... Scored a point from the free throw line and grabbed three rebounds against Arkansas-Pine Bluff.

**2014-15:** Has played in 31 games and logged 16 starts ... Brought down eight rebounds and blocked three shorts in the opener against Maryland-Eastern Shore ... Made the first start of his career against Northern Iowa ... Blocked three shots and grabbed four rebounds against Morgan State ... Scored four points and grabbed three rebounds at Penn State ... Blocked a shot and grabbed two rebounds in nine minutes against Radford ... Had six boards and six points against Alabama A&M ... Scored six points and set a new career high with 13 boards against VMI ... Blocked two shots and grabbed five rebounds in 12 minutes against Presbyterian ... Missed just one shot en-route to a 10-point, nine-rebound performance at No. 15 North Carolina ... Scored nine points and grabbed eight rebounds in just seven minutes of action at Syracuse ... Played an efficient nine minutes against Florida State, not missing a shot en-route to a six-point, three-steal performance ... Didn't miss a field goal, putting up 10 points in 12 minutes against Georgia Tech ... Added four points, four rebounds and two blocks in the ACC Tournament win over Wake Forest.

**Before Tech:** Transferred to Tech after spending year playing at Georgia Perimeter College ... Earned Defensive Player of the Year honors, as well as First Team All-Conference and All-Freshman Team accolades ... Averaged 13.2 points, 12.5 rebounds and 4.7 blocks per game at Georgia Perimeter ... Lettered at Newton High School where he earned All-Region honors.

**Personal:** Shane Linden Henry ... Son of Henry Wynter and Kimberly Gethers-Wynter ... Has five siblings: Sandra, Shana, Trina, Tashauna and Makai ... Plans to major in psychology.

Year	GP	GS	Min	-Avg.	FGM	-FGA	-Pct.	3FGM	-FGA	-Pct.	FTM	-FTA	-Pct.	Off.	Def.	Reb	-Avg.	A	TO	Blk	Stl	TP	Avg.
2014-15	31	16	318	10.3	31	73	.425	0	0	.000	10	22	.455	26	58	84	2.7	3	21	28	8	72	2.3
2015-16	8	7	69	8.6	4	14	.286	0	0	.000	3	12	.250	8	13	21	2.6	0	5	3	3	11	1.4
TOTAL	39	23	387	9.9	35	87	.402	0	0	.000	13	34	.382	34	71	105	2.7	3	26	31	11	83	2.1

# DEVIN WILSON

JUNIOR • GUARD • 6-4 • 190  
MCKEES ROCKS, PA. • MONTOUR

# #11



Opponent	Min	FG-A-%	3FG-A-%	FT-A-%	O-D-T	A	TO	Blk	Stl	Pts
ALABAMA STATE#			--- DNP ---							
JACKSONVILLE STATE#			--- DNP ---							
VMI			--- DNP ---							
NORTH CAROLINA A&T	23	0-0-.000	0-0-.000	2-4-.500	0-1-1	3	1	0	0	2
Iowa State^	20	1-1-1.000	0-0-.000	0-0-.000	0-2-2	2	0	0	0	2
UAB^	24	1-1-1.000	0-0-.000	5-6-.833	0-3-3	5	2	0	0	7
NORTHWESTERN%	31	1-3-.333	0-1-.000	2-2-1.000	0-1-1	5	1	0	1	4
ARKANSAS-PINE BLUFF	21	0-1-.000	0-0-.000	2-2-1.000	0-4-4	2	0	0	2	2
at Radford	27*	3-3-1.000	1-1-1.000	0-0-.000	0-3-3	5	2	0	1	7
LAMAR										
GRAMBLING STATE										
St. Joseph's										
WEST VIRGINIA										
NC STATE										
VIRGINIA										
at Duke										
WAKE FOREST										
at Georgia Tech										
at Notre Dame										
NORTH CAROLINA										
LOUISVILLE										
at Pittsburgh										
at Syracuse										
CLEMSON										
at Virginia										
at Miami										
FLORIDA STATE										
at Boston College										
at Wake Forest										
PITTSBURGH										
MIAMI										

## CAREER HIGHS

### Points

Career 26 vs Wake Forest (1/22/13)  
ACC 26 vs Wake Forest (1/22/13)

### Minutes Played

Career 46 at Pittsburgh (2/8/14)  
ACC 46 at Pittsburgh (2/8/14)

### Field Goals Made

Career 7 at Notre Dame (1/19/14)  
ACC 7 at Notre Dame (1/19/14)

### Field Goal Attempts

Career 13 vs North Carolina (3/1/14)  
ACC 13 vs North Carolina (3/1/14)

### 3-PT Field Goals Made

Career 3 vs Wake Forest (1/22/14)  
ACC 3 vs Wake Forest (1/22/14)

### 3-PT Field Goal Attempts

Career 6 vs North Carolina (3/1/14)  
ACC 6 vs North Carolina (3/1/14)

### Free Throws Made

Career 11 vs Wake Forest (1/22/14)  
ACC 11 vs Wake Forest (1/22/14)

### Free Throw Attempts

Career 14 vs Wake Forest (1/22/14)  
ACC 14 vs Wake Forest (1/22/14)

### Rebounds

Career 7 vs UNCG (12/28/13), vs MSU (11/30/14)  
ACC 5 vs Pitt (1/27/15)

### Assists

Career 11, 3x, last vs Duke (2/25/15)  
ACC 11 vs Duke (2/25/15)

### Blocks

Career 1, 6x, last vs Morgan State (11/30/14))  
ACC 1, 3x, last vs North Carolina (3/1/14)

### Steals

Career 3, 3x, last vs Wake Forest (3/10/15)  
ACC 3, 3x, last vs Wake Forest (3/10/15)

\*-ACC games; #-Emerald Coast Classic (Blacksburg, Va.); ^-Emerald Coast Classic (Destin, Fla.); % -Big 10/ACC Challenge;

**2015-16:** Made his first appearance of the season against North Carolina A&T, recording two points and one rebound, with three assists ... Scored two points in 20 minutes of action against Iowa State, adding two defensive rebounds ... Scored five points from the free throw line against UAB en route to seven total points, with a season-high five assists and three rebounds ... Scored four points and dished out five assists in a season-high 31 minutes against Northwestern ... Added two points to four rebounds and two assists and steals against Arkansas-Pine Bluff ... Went a perfect 3-for-3 from the floor en route to seven points and dished out five assists against Radford.

**2014-15:** Played in all 33 games, starting 28 ... Had six assists and five points in the opener against Maryland-Eastern Shore ... Scored 13 points and added nine assists against Liberty ... Scored 10 points and added three assists and two steals against Appalachian State ... Had four assists against Northern Iowa ... Scored seven points against Miami (OH) ... Recorded the first double-double of his career with 10 points and 11 assists, also adding seven rebounds against Morgan State ... Had three steals at Penn State ... Scored 11 points and grabbed six rebounds against Radford ... Had 10 points and five rebounds against The Citadel ... Put up 16 points and added six assists against VMI ... Had eight points and five assists against Presbyterian ... Scored seven points at No. 17 West Virginia ... Had 13 points and eight assists against Syracuse ... Never turned the ball over, finishing with seven assists and six points ... Had five assists and four rebounds at No. 6 Louisville ... Scored 11 points against No. 8 Notre Dame ... Grabbed five rebounds and scored seven points against No. 2 Virginia ... Had seven assists, five rebounds and five points in the win over Pitt ... Didn't miss a shot at Wake Forest, finishing the game with 11 points and six assists ... Had five assists and three rebounds at Clemson ... Scored 11 points and grabbed four rebounds at NC State ... Notched the second double-double of his career with 10 points and 11 assists against No. 4 Duke ... Scored eight points and grabbed four rebounds at No. 2 Virginia ... Had five points and five assists against Boston College ... Had five assists and three steals in the Hokies' ACC Tournament win over Wake Forest ... Scored seven points and added four assists against Miami in the ACC Tournament.

**High School:** Won four letters under Coach Adam Kaufman at Montour High School ... Helped his team to the state championship twice, also bringing home a pair of district titles ... Earned First Team All-State honors ... Named Player of the Year by the Pittsburgh Post-Gazette and Tribune Review.

**Personal:** Devin Alexander Wilson ... Born October 17, 1994 in McKees Rocks, Pa. ... Son of Pierre and Romi Wilson ... Has one brother, Christian, who played football at North Carolina ... Plans to study political science.

Year	GP	-GS	Min	-Avg.	FGM	-FGA	-Pct.	3FGM	-FGA	-Pct.	FTM	-FTA	-Pct.	Off.	Def.	Reb	-Avg.	A	TO	Blk	Stl	TP	Avg.
2013-14	31	31	1081	34.9	75	201	.373	14	45	.311	122	185	.659	15	85	100	3.2	148	90	5	25	286	9.2
2014-15	33	28	990	30.0	63	140	.450	8	27	.296	79	112	.705	13	84	97	2.9	140	63	2	29	213	6.5
2015-16	6	1	146	24.3	6	9	.667	1	2	.500	11	14	.786	0	14	14	2.3	22	6	0	4	24	4.0
TOTAL	70	60	2217	31.7	144	350	.411	23	74	.311	212	311	.682	28	183	211	3.0	310	159	7	58	523	7.5



# JUSTIN BIBBS

SOPHOMORE • GUARD • 6-5 • 220  
DAYTON, OHIO • MONTVERDE ACADEMY (FLA.)

# #10



## CAREER HIGHS

### Points

Career 25 at Florida State (1/6/15)  
ACC 25 at Florida State (1/6/15)

### Minutes Played

Career 41 vs Northwestern (12/1/15)  
ACC 39 vs Syracuse (1/3/15)

### Field Goals Made

Career 8 at FSU (1/6/15), at NC State (2/21/15)  
ACC 8 at FSU (1/6/15), at NC State (2/21/15)

### Field Goal Attempts

Career 18 at Syracuse (2/3/15)  
ACC 18 at Syracuse (2/3/15)

### 3-PT Field Goals Made

Career 5 vs Miami (OH) (11/26/14)  
ACC 4 vs SU (1/3/15), at FSU (1/6/15)

### 3-PT Field Goal Attempts

Career 9 at Florida State (1/6/15)  
ACC 9 at Florida State (1/6/15)

### Free Throws Made

Career 8 vs VMI (12/22/14)  
ACC 5 at Florida State (1/6/15)

### Free Throw Attempts

Career 10 vs VMI (12/22/14)  
ACC 7 at Florida State (1/6/15)

### Rebounds

Career 11 vs Syracuse (1/3/15)  
ACC 11 vs Syracuse (1/3/15)

### Assists

Career 4, 4x, last at Syracuse (2/3/15)  
ACC 4 at Syracuse (2/3/15)

### Blocks

Career 1 vs The Citadel (12/20/14)  
ACC N/A

### Steals

Career 2 at Penn State (12/3/14)  
ACC 1, 6x, last vs Wake Forest (3/10/15)

Opponent	Min	FG-A-%	3FG-A-%	FT-A-%	O-D-T	A	TO	Blk	Stl	Pts
ALABAMA STATE#	32*	4-11-.364	1-3-.333	0-0-.000	0-2-2	1	1	0	1	9
JACKSONVILLE STATE#	33*	4-6-.667	3-4-.750	0-3-.000	0-7-7	1	1	0	0	11
VMI	31*	4-6-.667	2-3-.667	1-2-.500	0-1-1	3	0	0	0	11
NORTH CAROLINA A&T	25*	4-10-.400	2-2-1.000	2-3-.667	1-2-3	0	1	0	0	12
Iowa State^	22*	4-7-.571	2-5-.400	1-2-.500	0-0-0	0	2	0	1	11
UAB^	31*	3-5-.600	2-3-.667	0-0-.000	0-0-0	0	1	0	0	8
NORTHWESTERN%	41*	7-11-.636	3-5-.600	0-0-.000	1-1-2	1	1	0	0	17
ARKANSAS-PINE BLUFF	23*	4-4-1.000	4-4-1.000	1-2-.500	1-3-4	1	1	0	0	13
at Radford	34*	4-9-.444	1-2-.500	2-5-.400	0-2-2	1	0	0	0	11
LAMAR										
GRAMBLING STATE										
St. Joseph's										
WEST VIRGINIA										
NC STATE										
VIRGINIA										
at Duke										
WAKE FOREST										
at Georgia Tech										
at Notre Dame										
NORTH CAROLINA										
LOUISVILLE										
at Pittsburgh										
at Syracuse										
CLEMSON										
at Virginia										
at Miami										
FLORIDA STATE										
at Boston College										
at Wake Forest										
PITTSBURGH										
MIAMI										

\*- ACC games; # - Emerald Coast Classic (Blacksburg, Va.); ^ - Emerald Coast Classic (Destin, Fla.); % - Big 10/ACC Challenge;

**2015-16:** Played in six games, making six starts thus far ... Scored 9 points in the season debut, adding two rebounds against Alabama State ... Had 11 points shooting 4-for-6 from the floor and 3-for-4 from three-point land while grabbing a season-high seven boards against Jacksonville State ... Scored 11 points and dished out a season high three assists against VMI ... Made it three straight games in double-figure scoring with 12 points on 4-for-10 from the floor and a perfect 2-for-2 from downtown against North Carolina A&T ... Added 11 points in 22 minutes on 4-for-7 from the floor ... Scored eight points, including two three-pointers, in the OT win over UAB ... Played a career-high 41 minutes against Northwestern, scoring a season high 17 points on 7-for-11 from the field ... Was a perfect 4-for-4 from the field for 13 points and four boards against Arkansas-Pine Bluff ... Scored 11 points for three consecutive games in double digits while grabbing two rebounds against Radford.

**2014-15:** Played in 29 games, making 20 starts ... Scored 15 points in his collegiate debut against Maryland-Eastern Shore ... Had 10 points and two rebounds against Liberty ... Made it three straight games scoring in double figures with 10 points against Appalachian State ... Had eight points against Northern Iowa ... Went 5-for-6 from three en route to a 22-point outing against Miami (OH) ... Grabbed five rebounds and added eight points against Morgan State ... Had 16 points, five rebounds and two steals at Penn State ... Had 10 points and four rebounds against Radford ... Scored 11 points and added four assists against Alabama A&M ... Blocked the final shot of the game to seal the win and scored nine points against The Citadel ... Put up 20 points and grabbed four rebounds against VMI ... Had 13 points, six rebounds and four assists against Presbyterian ... Was named ACC Rookie of the Week (12/29) ... Notched the first double-double of his career with 22 points and 11 rebounds against Syracuse ... Continued to roll in ACC play, scoring 25 points at Florida State ... Came off the bench for the first time, scoring 15 points and grabbing four rebounds at No. 6 Louisville ... Missed the game at No. 15 North Carolina and against No. 8 Notre Dame, No. 2 Virginia and Pitt due to a concussion ... Returned to action at Wake Forest, scoring 10 points ... Led the Hokies with 19 points, adding six rebounds and four assists at Syracuse ... Returned to the starting lineup and scored eight points against Georgia Tech ... Scored 11 points at Miami ... Led the way with 19 points and added five rebounds at NC State ... Scored 10 points and added four rebounds off the bench against No. 4 Duke ... Scored 11 points against Miami ... Scored nine points in the Hokies' ACC Tournament win over Wake Forest.

**High School:** Won two letters at Chaminade Julienne before spending the final two years of his high school career at national powerhouse Montverde Academy ... Claimed back-to-back national championships at Montverde, helping his team to a 28-0 record as a senior ... Ranked as a top 40 shooting guard nationally by 247sports.com, Rivals.com and ESPN.


**Personal:** Justin Michael Bibbs ... Born Jan. 14, 1996 in Dayton, Ohio ... Son of Vincent and Gayle Bibbs ... Has a brother, Jonathan ... Uncle is NFL Hall of Famer Michael Haynes ... Plans to study art and graphic design.

Year	GP	-GS	Min	-Avg.	FGM	-FGA	-Pct.	3FG	-FGA	-Pct.	FTM	-FTA	-Pct.	Off.	Def.	Reb	-Avg.	A	TO	Blk	Stl	TP	Avg.
2014-15	29	20	863	29.8	119	279	.427	45	109	.413	49	75	.653	10	77	87	3.0	52	56	1	11	332	11.4
2015-16	9	9	272	30.2	38	69	.551	20	31	.645	7	17	.412	3	18	21	2.3	8	8	0	2	103	11.4
TOTAL	38	29	1135	29.9	157	348	.451	65	140	.464	56	92	.609	13	95	108	2.8	60	64	1	13	435	11.4

# AHMED HILL

SOPHOMORE • GUARD • 6-5 • 195  
AUGUSTA, GA. • AQUINAS

# #13



Opponent	Min	FG-A-%	3FG-A-%	FT-A-%	O-D-T	A	TO	Blk	Stl	Pts
ALABAMA STATE#			--- DNP ---							
JACKSONVILLE STATE#			--- DNP ---							
VMI			--- DNP ---							
NORTH CAROLINA A&T			--- DNP ---							
Iowa State^			--- DNP ---							
UAB^			--- DNP ---							
NORTHWESTERN%			--- DNP ---							
ARKANSAS-PINE BLUFF			--- DNP ---							
at Radford			--- DNP ---							
LAMAR										
GRAMBLING STATE										
St. Joseph's										
WEST VIRGINIA										
NC STATE										
VIRGINIA										
at Duke										
WAKE FOREST										
at Georgia Tech										
at Notre Dame										
NORTH CAROLINA										
LOUISVILLE										
at Pittsburgh										
at Syracuse										
CLEMSON										
at Virginia										
at Miami										
FLORIDA STATE										
at Boston College										
at Wake Forest										
PITTSBURGH										
MIAMI										

## CAREER HIGHS

### Points

Career 19 vs Florida State (2/7/15)  
ACC 19 vs Florida State (2/7/15)

### Minutes Played

Career 43 vs Pitt (1/27/15)  
ACC 43 vs Pitt (1/27/15)

### Field Goals Made

Career 6 vs FSU (2/7/15), vs Miami (3/7/15)  
ACC 6 vs FSU (2/7/15), vs Miami (3/7/15)

### Field Goal Attempts

Career 14 vs Notre Dame (1/22/15)  
ACC 14 vs Notre Dame (1/22/15)

### 3-PT Field Goals Made

Career 4 vs Florida State (2/7/15)  
ACC 4 vs Florida State (2/7/15)

### 3-PT Field Goal Attempts

Career 7 vs Florida State (2/7/15)  
ACC 7 vs Florida State (2/7/15)

### Free Throws Made

Career 8 vs PC (12/27/14)  
ACC 5 vs Pitt (1/27/15), vs Miami (3/7/15)

### Free Throw Attempts

Career 11 vs PC (12/27/14)  
ACC 7 vs Pitt (1/27/15)

### Rebounds

Career 9 at Penn State (12/3/14)  
ACC 8 vs Pitt (1/27/15)

### Assists

Career 4 vs RU (12/7/14), vs ND (1/22/15)  
ACC 4 vs Notre Dame (1/22/15)

### Blocks

Career 1, 3x, last at Miami (2/18/15)  
ACC 1 at UL (1/13/15), at Miami (2/18/15)

### Steals

Career 3 at North Carolina (1/18/15)  
ACC 3 at North Carolina (1/18/15)

\*- ACC games; # - Emerald Coast Classic (Blacksburg, Va.); ^ - Emerald Coast Classic (Destin, Fla.); % - Big 10/ACC Challenge;

**2014-15:** Played in all 33 games, making 30 starts ... Scored 11 points and grabbed five rebounds in the opener against Maryland-Eastern Shore ... Scored nine points and added three rebounds against Appalachian State ... Had nine points in his first career start against Northern Iowa ... Had five points and four rebounds against Miami (OH) ... Scored 12 points and grabbed five rebounds against Morgan State ... Had nine boards and six points at Penn State ... Had four assists and four points against Radford ... Scored eight points and added three assists against Alabama A&M ... Had nine points and seven rebounds against The Citadel ... Had 10 points and six rebounds against VMI ... Scored 18 points and added six boards against Presbyterian ... Had eight points and three rebounds against Syracuse ... Scored 14 points and brought down seven rebounds at No. 6 Louisville ... Had seven points and three steals at No. 15 North Carolina ... Had 13 points, four assists and five rebounds against No. 8 Notre Dame ... Scored seven points against No. 2 Virginia ... Had 10 points and eight rebounds in the win over Pitt ... Scored 11 points, adding five rebounds and three assists at Wake Forest ... Helped lead Tech with 19 points, including four threes, against Florida State ... Scored seven points at Clemson and at NC State ... Had 11 points and three assists against No. 4 Duke ... Scored 10 points and grabbed four rebounds at No. 2 Virginia ... Had seven points, three assists and three rebounds against Boston College ... Was perfect from the free throw line en route to a 17-point performance against Miami ... Put up 12 points for the Hokies in their ACC Tournament win over Wake Forest ... Scored 10 points and added six rebounds against Miami in the ACC Tournament.

**High School:** Played three years at Aquinas High School after transferring following his freshman year ... Is the third-leading scorer in the state of Georgia, scoring 3,024 points through his high school career ... Helped his team to a 22-7 record and state semifinal appearance as a senior ... Was a three-time All-Area and two-time All-State honoree ... Helped his team claim conference and regional championships as a junior, averaging 30.0 ppg and 12.0 rpg ... Was a four-star recruit according to ESPN, 24-7 Sports and Rivals.com ... Played AAU for Southern Stampedede.

**Personal:** Ahmed Hill ... Born March 21, 1995 in Fort Valley, Georgia ... Son of Donna Hill ... Has two siblings, Braxton and Ducey ... Majoring in communications.

Year	GP	-GS	Min	-Avg.	FGM	-FGA	-Pct.	3FG	-FGA	-Pct.	FTM	-FTA	-Pct.	Off.	Def.	Reb	-Avg.	A	TO	Blk	Stl	TP	Avg.
2014-15	33	30	978	29.6	99	248	.399	32	83	.386	58	84	.690	35	87	122	3.7	51	51	4	15	288	8.7
TOTAL	33	30	978	29.6	99	248	.399	32	83	.386	58	84	.690	35	87	122	3.7	51	51	4	15	288	8.7

# JALEN HUDSON

SOPHOMORE • GUARD • 6-5 • 195  
RICHMOND, VA. • ST. VINCENT-ST.MARY (OHIO)

# #23



Opponent	Min	FG-A-%	3FG-A-%	FT-A-%	O-D-T	A	TO	Blk	Stl	Pts
ALABAMA STATE#	15*	1-2-.500	0-0-.000	1-1-1.000	1-0-1	0	2	0	0	3
JACKSONVILLE STATE#	12	0-3-.000	0-1-.000	0-0-.000	0-0-0	1	1	0	0	0
VMI	5	0-0-.000	0-0-.000	0-0-.000	0-0-0	0	0	0	0	0
NORTH CAROLINA A&T	16	0-2-.000	0-2-.000	2-3-.667	0-0-0	1	1	0	0	2
Iowa State^	18	2-5-.400	0-1-.000	3-4-.750	0-3-3	1	0	0	1	7
UAB^	17	1-2-.500	1-1-1.000	0-0-.000	1-1-2	1	2	0	2	7
NORTHWESTERN%	25	3-6-.500	0-1-.000	2-4-.500	2-4-6	0	1	0	0	8
ARKANSAS-PINE BLUFF	25*	3-4-.750	2-2-1.000	7-11-.636	1-3-4	2	4	0	5	15
at Radford	23*	5-9-.555	0-0-.000	2-5-.400	0-2-2	2	1	1	3	12
LAMAR										
GRAMBLING STATE										
St. Joseph's										
WEST VIRGINIA										
NC STATE										
VIRGINIA										
at Duke										
WAKE FOREST										
at Georgia Tech										
at Notre Dame										
NORTH CAROLINA										
LOUISVILLE										
at Pittsburgh										
at Syracuse										
CLEMSON										
at Virginia										
at Miami										
FLORIDA STATE										
at Boston College										
at Wake Forest										
PITTSBURGH										
MIAMI										

\*- ACC games; # - Emerald Coast Classic (Blacksburg, Va.); ^- Emerald Coast Classic (Destin, Fla.); % - Big 10/ACC Challenge;

## CAREER HIGHS

### Points

Career 30 vs Wake Forest (3/10/15)  
ACC 32 vs Wake Forest (3/10/15)

### Minutes Played

Career 30 at SU (2/3/15), vs Duke (2/25/15)  
ACC 30 at SU (2/3/15), vs Duke (2/25/15)

### Field Goals Made

Career 10 vs Wake Forest (3/10/15)  
ACC 10 vs Wake Forest (3/10/15)

### Field Goal Attempts

Career 20 vs Duke (2/25/15)  
ACC 20 vs Duke (2/25/15)

### 3-PT Field Goals Made

Career 3 vs Duke (2/25/15)  
ACC 3 vs Duke (2/25/15)

### 3-PT Field Goal Attempts

Career 5 at UNC (1/18/15), vs ND (1/22/15)  
ACC 5 at UNC (1/18/15), vs ND (1/22/15)

### Free Throws Made

Career 10 vs Wake Forest (3/10/15)  
ACC 10 vs Wake Forest (3/10/15)

### Free Throw Attempts

Career 11 vs Arkansas-Pine Bluff (12/5/15)  
ACC 10 vs Wake Forest (3/10/15)

### Rebounds

Career 7 at Syracuse (2/3/15)  
ACC 7 at Syracuse (2/3/15)

### Assists

Career 4 at UNC (1/18/15), vs Miami (3/7/15)  
ACC 4 at UNC (1/18/15), vs Miami (3/7/15)

### Blocks

Career 2, 3x, last vs VMI (12/22/14)  
ACC 1, 3x, last vs Duke (2/25/15)

### Steals

Career 5 vs Arkansas-Pine Bluff (12/5/15)  
ACC 2 at North Carolina (1/18/15)

**2015-16:** Scored three points in 15 minutes in the season opener against Alabama State ... picked up two points from the charity stripe with one assist against North Carolina A&T ... Scored seven points with three rebounds against Iowa State ... Added seven points with an assist and two steals against UAB ... Scored a season-high eight points and grabbed a best six boards against Northwestern ... Notched 15 points, including seven from the charity stripe, and 3-for-4 from the field, to go along with a career-high 5 steals, four boards and two dimes against Arkansas-Pine Bluff ... Drained 12 points to go along with three steals and two boards against Radford.

**2014-15:** Played in 32 games, making three starts ... Had four points and three rebounds in the opener against Maryland-Eastern Shore ... Scored seven points and blocked two shots against Liberty ... Had five points, four rebounds and three assists in 14 minutes against Appalachian State Had three points and three assists against Northern Iowa ... Scored three points and added three rebounds against Miami (OH) ... Scored six points at Penn State ... Had three steals and nine points against Radford ... Scored eight points and grabbed four rebounds against The Citadel ... Scored 12 points and blocked two shots in the win over VMI ... Put up 15 points against Presbyterian ... Did not play against Syracuse due to back pains ... Returned at Florida State and scored four points in limited action ... Had five points, two rebounds and two assists at No. 6 Louisville ... Had eight points and four assists at No. 15 North Carolina ... Scored 12 points in his first career start against No. 8 Notre Dame .. Scored four points and grabbed two rebounds in limited action at Wake Forest ... Impressed at Syracuse with 18 points, seven rebounds and three assists ... Added seven points and three rebounds for the Hokies against Florida State ... Scored six points in the win over Georgia Tech ... Scored six points at Clemson ... Scored nine straight first-half points en-route to a 23-point performance, adding six rebounds against No. 4 Duke ... Had four assists and nine points against Miami ... Went off for 32 points, going 10-for-10 from the free throw line, to help the Hokies pick up a first-round ACC Tournament win over Wake Forest.

**High School:** Won two letters at St. Vincent-St. Mary after transferring from Benedictine High School in Richmond prior to his junior year ... Averaged 18.0 ppg and 5.5 rpg in his senior season... Named to the Division II All-Ohio and Northeast Inland District first teams as a senior ... Helped lead his team to the D-II state finals as a junior, and semifinals as a senior ... Played AAU with Team Loaded (NC).

**Personal:** Born May 21, 1996 in Akron, Ohio ... Son of Jerry and Teresa Hudson ... Has two sisters, Chanel and Briana ... Sister Briana ran track at North Carolina ... Plans to study business.

Year	GP	-GS	Min	-Avg.	FGM	-FGA	-Pct.	3FG	-FGA	-Pct.	FTM	-FTA	-Pct.	Off.	Def.	Reb	-Avg.	A	TO	Blk	Stl	TP	Avg.
2014-15	32	3	535	16.7	80	167	.479	15	53	.283	47	73	.644	23	40	63	2.0	37	51	10	17	222	6.9
2015-16	9	3	156	17.3	15	33	.455	3	8	.375	17	28	.607	5	13	18	2.0	8	12	1	11	50	5.6
TOTAL	41	6	691	16.9	95	200	.475	18	61	.295	64	101	.634	28	53	81	2.0	45	63	11	28	272	6.6



# SATCHEL PIERCE

SOPHOMORE • FORWARD • 7-0 • 255  
BARBERTON, OHIO • KISKI SCHOOL (PA.)

# #21



Opponent	Min	FG-A-%	3FG-A-%	FT-A-%	O-D-T	A	TO	Blk	Stl	Pts
ALABAMA STATE#	5	2-3-.667	0-0-.000	1-1-1.000	1-2-3	0	1	2	0	5
JACKSONVILLE STATE#			--- DNP ---							
VMI	2	0-0-.000	0-0-.000	0-0-.000	0-0-0	0	2	0	0	0
NORTH CAROLINA A&T	5	0-0-.000	0-0-.000	0-0-.000	0-1-1	1	0	0	0	0
Iowa State^	3	0-1-.000	0-0-.000	0-0-.000	0-0-0	0	0	0	0	0
UAB^			--- DNP ---							
NORTHWESTERN%	19	2-2-1.000	0-0-.000	2-2-1.000	2-5-7	0	0	0	0	6
ARKANSAS-PINE BLUFF at Radford	11	1-1-1.000	0-0-.000	0-0-.000	1-1-2	0	0	1	0	2
LAMAR			--- DNP ---							
GRAMBLING STATE										
St. Joseph's										
WEST VIRGINIA										
NC STATE										
VIRGINIA										
at Duke										
WAKE FOREST										
at Georgia Tech										
at Notre Dame										
NORTH CAROLINA										
LOUISVILLE										
at Pittsburgh										
at Syracuse										
CLEMSON										
at Virginia										
at Miami										
FLORIDA STATE										
at Boston College										
at Wake Forest										
PITTSBURGH										
MIAMI										

\*- ACC games; # - Emerald Coast Classic (Blacksburg, Va.); ^ - Emerald Coast Classic (Destin, Fla.); % - Big 10/ACC Challenge;

**2015-16:** Scored five points in as many minutes while grabbing three boards against Alabama State in the season opener ... Dished out one assist against North Carolina A&T ... Grabbed a career-high seven boards, including five off the defensive glass, to go along with six points on a perfect record from the field against Northwestern ... Scored two points with two boards in 11 minutes against Arkansas-Pine Bluff.

**2014-15:** Played in 31 games, making seven starts ... Had four points and two blocks against Maryland-Eastern Shore ... Scored five points and grabbed three rebounds against Appalachian State ... Had four points against Northern Iowa ... Scored six points and added four rebounds against Miami (OH) ... Had four points against Alabama A&M ... Grabbed three rebounds and blocked a shot against The Citadel ... Scored six points and grabbed four rebounds against Presbyterian ... Put up 10 points and grabbed five rebounds at No. 17 West Virginia ... Had four points and four rebounds against Syracuse ... Scored five points and added three rebounds at Florida State ... Made his first career start at No. 6 Louisville, scoring six points and grabbing four rebounds ... Brought down six rebounds and scored four points against No. 8 Notre Dame ... Scored eight point and gave the Hokies great play on defense against No. 4 Duke ... Had five points and two rebounds against Boston College. ... Had a career day against Miami, scoring 13 points and grabbing seven rebounds.

**High School:** Won a letter in each of his two years at The Kiski School, where he helped lead Kiski to two state championship runner-up finishes ... Ranked as a three-star center ... Invited to NBAPA Top 100 Camp ... Played one year of AUU ball for Team Adidas PA ... Was selected to play basketball with World Vision Sports in China for 3 weeks in March 2014 ... Was a McDonald's All-American nominee.

**Personal:** Satchel Paige Pierce ... Born Nov. 16, 1994 in Barberton, Ohio ... Son of Eddie and Tina Pierce ... Has an older brother, Eddie ... Plans to study business.

## CAREER HIGHS

### Points

Career 13 vs Miami (3/7/15)  
ACC 13 vs Miami (3/7/15)

### Minutes Played

Career 31 vs Duke (2/25/15)  
ACC 31 vs Duke (2/25/15)

### Field Goals Made

Career 5 at WVU (12/30/14), vs Miami (3/7/15)  
ACC 5 vs Miami (3/7/15)

### Field Goal Attempts

Career 8 vs Miami (3/7/15)  
ACC 8 vs Miami (3/7/15)

### 3-PT Field Goals Made

Career N/A  
ACC N/A

### 3-PT Field Goal Attempts

Career N/A  
ACC N/A

### Free Throws Made

Career 4 vs Miami (OH) (11/26/14)  
ACC 3 vs Miami (3/7/15)

### Free Throw Attempts

Career 4, 4x, last vs Miami (3/7/15)  
ACC 4 vs Miami (3/7/15)

### Rebounds

Career 7, 2x, last vs Northwestern (12/1/15)  
ACC 7 vs Miami (3/7/15)

### Assists

Career 3 at Louisville (1/13/15)  
ACC 3 at Louisville (1/13/15)

### Blocks

Career 2, 7x, last vs Alabama State (11/14/15)  
ACC 2, 5x, last vs Miami (3/7/15)

### Steals


Career 1, 6x, last at North Carolina (1/18/15)  
ACC 1 at UL (1/13/15), at UNC (1/18/15)

Year	GP	-GS	Min	-Avg.	FGM	-FGA	-Pct.	3FG	-FGA	-Pct.	FTM	-FTA	-Pct.	Off.	Def.	Reb	-Avg.	A	TO	Blk	Stl	TP	Avg.
2014-15	31	7	428	13.8	39	81	.481	0	0	.000	21	33	.636	35	39	74	2.4	14	39	23	6	99	3.2
2015-16	6	0	45	7.5	5	7	.714	0	0	.000	3	3	1.000	3	9	12	2.0	1	3	3	0	13	2.2
TOTAL	37	7	473	12.8	44	88	.500	0	0	.000	24	36	.667	38	48	86	2.3	15	42	26	6	112	3.0

# GREG DONLON

R - JUNIOR • FORWARD • 6-8 • 230  
MIDLOTHIAN, VA. • COSBY

# #14



Opponent	Min	FG-A-%	3FG-A-%	FT-A-%	O-D-T	A	TO	Blk	Stl	Pts
ALABAMA STATE#			--- DNP ---							
JACKSONVILLE STATE#			--- DNP ---							
VMI			--- DNP ---							
NORTH CAROLINA A&T	2	2-2-1.000	0-0-.000	0-0-.000	0-0-0	0	1	0	0	4
Iowa State^			--- DNP ---							
UAB^			--- DNP ---							
NORTHWESTERN%			--- DNP ---							
ARKANSAS-PINE BLUFF	2	0-0-.000	0-0-.000	0-0-.000	0-2-2	0	0	0	0	0
at Radford			--- DNP ---							
LAMAR										
GRAMBLING STATE										
St. Joseph's										
WEST VIRGINIA										
NC STATE										
VIRGINIA										
at Duke										
WAKE FOREST										
at Georgia Tech										
at Notre Dame										
NORTH CAROLINA										
LOUISVILLE										
at Pittsburgh										
at Syracuse										
CLEMSON										
at Virginia										
at Miami										
FLORIDA STATE										
at Boston College										
at Wake Forest										
PITTSBURGH										
MIAMI										

\*- ACC games; # - Emerald Coast Classic (Blacksburg, Va.); ^ - Emerald Coast Classic (Destin, Fla.); % - Big 10/ACC Challenge;

**2015-16:** Scored four points in two minutes of play, on a perfect 2-for-2 from the paint, against North Carolina A&T in his season debut ... Grabbed two boards off the defensive glass against Arkansas-Pine Bluff.

**2014-15:** Redshirted the 2014-15 season.

**2013-14:** Played in 11 games ... Took a shot against No. 1 Michigan State ... Scored his first career field goal and grabbed a rebound in the win over Radford ... Made a free throw against UMES ... Grabbed a rebound at Virginia ... Had one rebound against Maryland.

**High School:** Was a two-year letterwinner at Cosby High School ... Captained the team as a senior ... Helped his team to a district championship ... Was a member of the National Honor Society.

**Personal:** Gregory Thomas Donlon ... Son of Matt and Kim Donlon ... Born February 3, 1994 in Virginia ... Has a younger brother ... Is studying biology with the plan to become a sports medicine doctor..

## CAREER HIGHS

### Points

Career 13 vs Miami (3/7/15)  
ACC 13 vs Miami (3/7/15)

### Minutes Played

Career 31 vs Duke (2/25/15)  
ACC 31 vs Duke (2/25/15)

### Field Goals Made

Career 5 at WVU (12/30/14), vs Miami (3/7/15)  
ACC 5 vs Miami (3/7/15)

### Field Goal Attempts

Career 8 vs Miami (3/7/15)  
ACC 8 vs Miami (3/7/15)

### 3-PT Field Goals Made

Career N/A  
ACC N/A

### 3-PT Field Goal Attempts

Career N/A  
ACC N/A

### Free Throws Made

Career 4 vs Miami (OH) (11/26/14)  
ACC 3 vs Miami (3/7/15)

### Free Throw Attempts

Career 4, 4x, last vs Miami (3/7/15)  
ACC 4 vs Miami (3/7/15)

### Rebounds

Career 7 vs Miami (3/7/15)  
ACC 7 vs Miami (3/7/15)

### Assists

Career 3 at Louisville (1/13/15)  
ACC 3 at Louisville (1/13/15)

### Blocks

Career 2, 6x, last vs Miami (3/7/15)  
ACC 2, 5x, last vs Miami (3/7/15)

### Steals

Career 1, 6x, last at North Carolina (1/18/15)  
ACC 1 at UL (1/13/15), at UNC (1/18/15)

Year	GP	-GS	Min	-Avg.	FGM	-FGA	-Pct.	3FGM	-FGA	-Pct.	FTM	-FTA	-Pct.	Off.	Def.	Reb	-Avg.	A	TO	Blk	Stl	TP	Avg.
2012-13	10	0	13	1.3	0	1	.000	0	0	.000	1	2	.500	0	1	1	0.1	0	0	0	0	1	0.1
2013-14	11	0	10	0.9	1	2	.500	0	0	.000	1	2	.500	0	3	3	0.3	0	0	1	0	3	0.3
2014-15			Redshirted																				
2015-16	2	0	4	2	2	2	1.000	0	0	.000	0	0	.000	0	2	2	1.0	0	1	0	0	4	2.0
TOTAL	22	0	32	1.5	3	5	.600	0	0	.000	2	4	.500	0	6	6	0.3	0	1	1	0	8	0.4

# SETH ALLEN

R-JUNIOR • GUARD • 6-1 • 195

WOODBIDGE, VA. • FREDERICKSBURG CHRISTIAN/  
MARYLAND

# #4



Opponent	Min	FG-A-%	3FG-A-%	FT-A-%	O-D-T	A	TO	Blk	Stl	Pts
ALABAMA STATE#	27*	2-9-.222	2-7-.286	7-8-.875	0-4-4	4	4	0	0	13
JACKSONVILLE STATE#	21	2-9-.222	0-4-.000	3-6-.500	0-3-3	1	5	0	0	7
VMI	25	5-11-.455	3-5-.600	4-7-.571	0-6-6	3	4	1	0	17
NORTH CAROLINA A&T	13	2-5-.4000	0-2-.000	3-5-.6000	0-2-2	2	1	0	0	7
Iowa State^	27	4-13-.308	0-5-.000	2-3-.667	0-1-1	2	1	0	1	10
UAB^	36	7-19-.368	2-9-.222	7-8-.875	0-4-4	1	3	0	0	23
NORTHWESTERN%	35	7-15-.467	4-8-.500	7-8-.875	0-4-4	2	3	0	2	25
ARKANSAS-PINE BLUFF	20	3-8-.375	0-3-.000	5-6-.833	0-1-1	1	4	1	1	11
at Radford	23	5-12-.417	1-5-.200	6-9-.667	0-2-2	2	1	0	0	17
LAMAR										
GRAMBLING STATE										
St. Joseph's										
WEST VIRGINIA										
NC STATE										
VIRGINIA										
at Duke										
WAKE FOREST										
at Georgia Tech										
at Notre Dame										
NORTH CAROLINA										
LOUISVILLE										
at Pittsburgh										
at Syracuse										
CLEMSON										
at Virginia										
at Miami										
FLORIDA STATE										
at Boston College										
at Wake Forest										
PITTSBURGH										
MIAMI										

\*- ACC games; # - Emerald Coast Classic (Blacksburg, Va.); ^- Emerald Coast Classic (Destin, Fla.); % - Big 10/ACC Challenge;

## CAREER HIGHS

### Points

Career 25 vs Northwestern (12/1/15)  
ACC N/A

### Minutes Played

Career 36 vs UAB (11/28/15)  
ACC N/A

### Field Goals Made

Career 7, 2x, last vs Northwestern (12/1/15)  
ACC N/A

### Field Goal Attempts

Career 15 vs Northwestern (12/1/15)  
ACC N/A

### 3-PT Field Goals Made

Career 4 vs Northwestern (12/1/15)  
ACC N/A

### 3-PT Field Goal Attempts

Career 9 vs UAB (11/28/15)  
ACC N/A

### Free Throws Made

Career 7, 3x, last vs Northwestern (12/1/15)  
ACC N/A

### Free Throw Attempts

Career 9 vs Radford (12/9/15)  
ACC N/A

### Rebounds

Career 6 vs VMI (11/21/15)  
ACC N/A

### Assists

Career 4 vs Alabama State (11/14/15)  
ACC N/A

### Blocks

Career 1, 2x, last vs Arkansas-Pine Bluff (12/5/15)  
ACC N/A

### Steals

Career 2 vs Northwestern (12/1/15)  
ACC N/A

**2015-16:** Made his first start as a Hokie in the season opener against Alabama State, scoring 13 points with four boards and four assists ... Scored seven points, including three from the charity stripe, with three rebounds against Jacksonville State ... Dropped a career high 17 points shooting 5-for-11 from the floor, 3-for-5 from downtown and 4-for-7 from the line with a season high six rebounds and three dishes against VMI ... Drained seven points with two assists and two rebounds against North Carolina A&T ... Scored in double-digits for the third time, draining 10 points to go along with one board, two assists and his first steal as a Hokie ... Went off for 23 points, his career's high, on 7-for-19 from the floor and a near-perfect 7-for-8 from the charity stripe with three rebounds ... Had a career night against Northwestern, scoring 25 points on 7-for-15, three from downtown, and grabbed four defensive boards to go along with two steals ... Drained 11 points, including 5-for-6 from the free throw line, to go along with one board, an assist, a block and a steal against Arkansas-Pine Bluff ... Scored 17 points in 23 minutes, including 6-for-9 from the charity stripe, and added two rebound and assists against Radford.

**2014-15:** Sat out per NCAA transfer rules

**At Maryland:** Played in 20 games as a sophomore for the Terps, making 15 starts ... Averaged 13.4 points and 3.0 assists in his second season after missing the first 12 games due to injury ... Tallied 36 steals as a freshman, also averaging 7.8 ppg ... Earned ACC Rookie of the Week honors (2/18/13) after scoring 16 points and sealing the upset of then-No. 2 Duke.

**High School:** Won a letter in each of his two years at Fredericksburg Christian ... Graded at 89 and a three-star prospect by ESPN.com ... Rated the 42nd best shooting guard by ESPN and the 7th best player in Virginia ... Averaged 20 points, five assists and four rebounds as a senior ... Led Fredericksburg Christian to a 31-2 record and a conference title as a junior ... Took just 42 high school games to score his 1,000th career point.

**Personal:** Born Oct. 20, 1994 in Fairfax, Virginia ... Son of Joe and Deborah Allen ... Is the youngest of four children: Starr (sister) and (brothers) Cameron and Brandon, who played basketball at Mount Olive College in North Carolina ... Father played running back at Arizona State University ... Plans to major in international studies.

Year	GP	-GS	Min	-Avg.	FGM	-FGA	-Pct.	3FG	-FGA	-Pct.	FTM	-FTA	-Pct.	Off.	Def.	Reb	-Avg.	A	TO	Blk	Stl	TP	Avg.
2015-16	9	1	227	25.2	37	101	.366	12	48	.250	44	60	.733	0	27	27	3.0	18	26	2	4	130	14.4
TOTAL	9	1	227	25.2	37	101	.366	12	48	.250	44	60	.733	0	27	27	3.0	18	26	2	4	130	14.4



# ZACH LEDAY

R-JUNIOR • FORWARD • 6-7 • 235  
DALLAS, TEXAS • THE COLONY/SOUTH FLORIDA

# #32



Opponent	Min	FG-A-%	3FG-A-%	FT-A-%	O-D-T	A	TO	Blk	Stl	Pts
ALABAMA STATE#	35*	10-16-.625	0-0-.000	6-9-.667	7-8-15	2	0	1	0	26
JACKSONVILLE STATE#	33*	6-11-.545	1-1-1.000	2-4-.500	5-4-9	2	2	2	1	15
VMI	34*	3-11-.273	0-0-.000	7-7-1.000	3-7-10	0	2	1	0	13
NORTH CAROLINA A&T	26*	8-14-.571	0-3-.000	10-12-.833	4-8-12	2	0	2	2	26
Iowa State^	23*	8-14-.571	1-3-.333	2-4-.500	6-2-8	1	1	0	0	19
UAB^	29*	4-11-.364	0-1-.000	7-10-.700	5-5-10	2	2	1	0	15
NORTHWESTERN%	17*	0-4-.000	0-1-.000	2-2-1.000	0-1-1	0	1	1	0	2
ARKANSAS-PINE BLUFF	26*	2-8-.250	0-0-.000	9-10-.900	4-6-10	0	4	0	1	13
at Radford	27*	3-7-.429	0-0-.000	1-2-.500	3-6-9	3	1	1	1	7
LAMAR										
GRAMBLING STATE										
St. Joseph's										
WEST VIRGINIA										
NC STATE										
VIRGINIA										
at Duke										
WAKE FOREST										
at Georgia Tech										
at Notre Dame										
NORTH CAROLINA										
LOUISVILLE										
at Pittsburgh										
at Syracuse										
CLEMSON										
at Virginia										
at Miami										
FLORIDA STATE										
at Boston College										
at Wake Forest										
PITTSBURGH										
MIAMI										

\*-ACC games; #-Emerald Coast Classic (Blacksburg, Va.); ^-Emerald Coast Classic (Destin, Fla.); % -Big 10/ACC Challenge;

**2015-16:** Opened his Virginia Tech career with a double-double, 26 points/15 rebounds and two assists, in the season opener against Alabama State ... Scored 15 points with two assists, two blocks and nine boards against Jacksonville State ... Made is three straight games in double figure, scoring 13 points with 10 rebounds, including a perfect 7-for-7 from the line against VMI ... Recorded his third double-double in four games with 26 points and 12 rebounds, adding four dishes, two blocks and two steals against North Carolina A&T ... Scored 19 points on 8-for-14 from the floor while cleaning up six offensive boards, eight total against Iowa State ... Notched his fourth double-double as a Hokie with 15 points and 10 rebounds as well as two assists ... Went a perfect 2-for-2 from the free throw line and grabbed a defensive rebound against Northwestern ... Picked up his fifth double-double in eight games with 13 points and 10 rebounds, including 9-for-10 from the charity stripe ... Grabbed nine rebounds and scored seven points with a season-high three assists against Radford.

**2014-15:** Sat out per NCAA transfer rules

**At South Florida:** Played in 63 games through two seasons at South Florida ... Saw action in 32 games as a sophomore, making 16 starts ... Averaged 4.1 points and 2.5 rebounds per game at USF.

**High School:** Averaged 20.6 points, 8.4 rebounds and 1.5 blocks per game for The Colony High School as a senior.

**Personal:** Zachary Vincent LeDay ... Born May 30, 1994 in Dallas, Texas ... Son of Christy LeDay ... Has two siblings, Seth and Chris ... Plans to major in psychology.

## CAREER HIGHS

### Points

Career 26, 2x, last vs North Carolina A&T (11/24/15)  
ACC N/A

### Minutes Played

Career 35 vs Alabama State (11/14/15)  
ACC N/A

### Field Goals Made

Career 10 vs Alabama State (11/14/15)  
ACC N/A

### Field Goal Attempts

Career 16 vs Alabama State (11/14/15)  
ACC N/A

### 3-PT Field Goals Made

Career 1 vs Jacksonville State (11/18/15)  
ACC N/A

### 3-PT Field Goal Attempts

Career 1 vs Jacksonville State (11/18/15)  
ACC N/A

### Free Throws Made

Career 10 vs North Carolina A&T (11/24/15)  
ACC N/A

### Free Throw Attempts

Career 12 vs North Carolina A&T (11/24/15)  
ACC N/A

### Rebounds

Career 15 vs Alabama State (11/14/15)  
ACC N/A

### Assists

Career 3 last vs Radford (12/9/15)  
ACC N/A

### Blocks

Career 2, 2x, last vs North Carolina A&T (11/24/15)  
ACC N/A

### Steals

Career 2 vs North Carolina A&T (11/24/15)  
ACC N/A


Year	GP	-GS	Min	-Avg.	FGM	-FGA	-Pct.	3FG	-FGA	-Pct.	FTM	-FTA	-Pct.	Off.	Def.	Reb	-Avg.	A	TO	Blk	Stl	TP	Avg.
2015-16	9	9	250	27.8	44	96	.458	2	9	.222	46	60	.767	37	47	84	9.3	12	13	9	5	136	15.1
TOTAL	9	9	250	27.8	44	96	.458	2	9	.222	46	60	.767	37	47	84	9.3	12	13	9	5	136	15.1

# JOHNNY HAMILTON

JUNIOR • CENTER • 7-0 • 230

RIO CLARO, TRINIDAD & TOBAGO • ST. AUGUSTINE/  
JACKSONVILLE COLLEGE

# #22



Opponent	Min	FG-A-%	3FG-A-%	FT-A-%	O-D-T	A	TO	Blk	Stl	Pts
ALABAMA STATE#	2	0-1-.000	0-0-.000	0-0-.000	1-0-1	0	0	1	0	0
JACKSONVILLE STATE#	12	4-4-1.000	0-0-.000	0-1-.000	3-1-4	1	2	0	0	8
VMI	16	3-4-.750	0-0-.000	2-3-.667	6-5-11	1	1	3	0	8
NORTH CAROLINA A&T	14	2-4-.500	0-0-.000	2-5-.400	2-5-7	0	2	3	0	7
Iowa State^	15	2-2-1.000	0-0-.000	0-0-.000	2-2-4	0	0	3	0	4
UAB^	14	1-3-.333	0-0-.000	1-2-.500	1-1-2	0	0	2	0	3
NORTHWESTERN%	2	0-0-.000	0-0-.000	0-0-.000	0-0-0	0	0	0	0	0
ARKANSAS-PINE BLUFF at Radford			--- DNP ---							
LAMAR GRAMBLING STATE St. Joseph's WEST VIRGINIA NC STATE VIRGINIA at Duke WAKE FOREST at Georgia Tech at Notre Dame NORTH CAROLINA LOUISVILLE at Pittsburgh at Syracuse CLEMSON at Virginia at Miami FLORIDA STATE at Boston College at Wake Forest PITTSBURGH MIAMI										

\*- ACC games; # - Emerald Coast Classic (Blacksburg, Va.); ^ - Emerald Coast Classic (Destin, Fla.); % - Big 10/ACC Challenge;

**2015-16:** Grabbed one board in his Hokie debut in the season opener against Alabama State ... Scored a season-high eight points on a perfect 4-for-4 from the field with four rebounds and a dish against Jacksonville State ... Matched his season high in the next game, grabbing a career high 11 rebounds ... Scored seven points and snagged seven rebounds against North Carolina A&T ... Scored four points to go along with four boards against Iowa State ... Grabbed two rebounds and scored three points against UAB.

**At Jacksonville College:** Played at Jacksonville College, a junior college in Jacksonville, Texas ... Last season, as a sophomore at Jacksonville, he averaged 9.0 points and 8.9 rebounds per game and shot 61.7 percent from the field ... He also had 112 blocked shots for the Jaguars and was among the leaders nationally in blocked shots, averaging 4.3 blocked shots per game ... Had a career-best 18 points and 19 rebounds to go along with five blocked shots in a victory over Angelina College ... Jacksonville, which finished the season 19-12 overall, competes in the Texas Eastern Conference, one of the top junior college conferences in the nation.

**Personal:** Son of Princess and Tony Hamilton ... Has six siblings, Joshua, Jesse, Jason, Anthony, Liz and Tia ... Majoring in sociology.

## CAREER HIGHS

### Points

Career 8, 2x, last vs VMI (11/21/15)  
ACC N/A

### Minutes Played

Career 16 vs VMI (11/21/15)  
ACC N/A

### Field Goals Made

Career 4 vs Jacksonville State (11/18/15)  
ACC N/A

### Field Goal Attempts

Career 4, 3x, last vs North Carolina A&T (11/24/15)  
ACC N/A

### 3-PT Field Goals Made

Career N/A  
ACC N/A

### 3-PT Field Goal Attempts

Career N/A  
ACC N/A

### Free Throws Made

Career 2, 2x, last vs North Carolina A&T (11/24/15)  
ACC N/A

### Free Throw Attempts

Career 5 vs North Carolina A&T (11/24/15)  
ACC N/A

### Rebounds

Career 11 vs VMI (11/21/15)  
ACC N/A

### Assists

Career 1, 2x, last vs VMI (11/21/15)  
ACC N/A

### Blocks

Career 3, 3x, last vs Iowa State (11/27/15)  
ACC N/A

### Steals

Career N/A  
ACC N/A

Year	GP	-GS	Min	-Avg.	FGM	-FGA	-Pct.	3FGM	-3FGA	-Pct.	FTM	-FTA	-Pct.	Off.	Def.	Reb	-Avg.	A	TO	Blk	Stl	TP	Avg.
2015-16	7	0	75	10.7	12	18	.667	0	0	.000	5	11	.455	15	14	29	4.1	2	5	12	0	29	4.1
TOTAL	7	0	75	10.7	12	18	.667	0	0	.000	5	11	.455	15	14	29	4.1	2	5	12	0	29	4.1

# TY OUTLAW

JUNIOR • GUARD/FORWARD • 6-6 • 215  
ROXBORO, N.C. • PERSON COUNTY/LEE COLLEGE

# #42



Opponent	Min	FG-A-%	3FG-A-%	FT-A-%	O-D-T	A	TO	Blk	Stl	Pts
ALABAMA STATE#			--- DNP ---							
JACKSONVILLE STATE#			--- DNP ---							
VMI			--- DNP ---							
NORTH CAROLINA A&T			--- DNP ---							
Iowa State^			--- DNP ---							
UAB^			--- DNP ---							
NORTHWESTERN%			--- DNP ---							
ARKANSAS-PINE BLUFF			--- DNP ---							
at Radford			--- DNP ---							
LAMAR										
GRAMBLING STATE										
St. Joseph's										
WEST VIRGINIA										
NC STATE										
VIRGINIA										
at Duke										
WAKE FOREST										
at Georgia Tech										
at Notre Dame										
NORTH CAROLINA										
LOUISVILLE										
at Pittsburgh										
at Syracuse										
CLEMSON										
at Virginia										
at Miami										
FLORIDA STATE										
at Boston College										
at Wake Forest										
PITTSBURGH										
MIAMI										

\*- ACC games; # - Emerald Coast Classic (Blacksburg, Va.); ^ - Emerald Coast Classic (Destin, Fla.); % - Big 10/ACC Challenge;

**Junior College/UNCG:** Played at Lee College, a junior college in Baytown, Texas ... Averaged 21.8 points and 5.0 rebounds per game ... Was 12th in NJCAA in scoring ... All-conference selection ... Played his freshman year at UNC Greensboro ... Played in 30 games ... He averaged 5.4 points and 2.1 rebounds per game.

**High School:** Four-year letterwinner at Person County HS for coach Charles Dacus ... AP All-State as a senior and earned one of five spots on the All-USA North Carolina Boys All-State team ... MVP of the East-West All-Star Game ... AP All-State as a junior ... Two-time PAC-6 4A Player of the Year honoree ... Averaged 24.0 points, 12, 0 rebounds and 4.5 assists per game as a senior.

**Personal:** Son of Patricia Bumphus ... Has an older sister, Akira and a younger brother, Jamare ... Majoring in sociology.

## CAREER HIGHS

### Points

Career N/A  
ACC N/A

### Minutes Played

Career N/A  
ACC N/A

### Field Goals Made

Career N/A  
ACC N/A

### Field Goal Attempts

Career N/A  
ACC N/A

### 3-PT Field Goals Made

Career N/A  
ACC N/A

### 3-PT Field Goal Attempts

Career N/A  
ACC N/A

### Free Throws Made

Career N/A  
ACC N/A

### Free Throw Attempts

Career N/A  
ACC N/A

### Rebounds

Career N/A  
ACC N/A

### Assists

Career N/A  
ACC N/A

### Blocks

Career N/A  
ACC N/A

### Steals

Career N/A  
ACC N/A

Year GP -GS Min -Avg. FGM -FGA -Pct. 3FG -FGA -Pct. FTM -FTA -Pct. Off. Def. Reb -Avg. A TO Blk Stl TP Avg.



# KERRY BLACKSHEAR JR.

FRESHMAN • FORWARD • 6-10 • 240  
ORLANDO, FLA. • MAYNARD EVANS

# #24



Opponent	Min	FG-A-%	3FG-A-%	FT-A-%	O-D-T	A	TO	Blk	Stl	Pts
ALABAMA STATE#	25	3-6-.500	0-1-.000	1-5-.200	3-5-8	0	1	1	1	7
JACKSONVILLE STATE#	20	3-7-.429	0-3-.000	0-0-.000	2-6-8	1	0	0	0	6
VMI	15	0-2-.000	0-1-.000	0-0-.000	2-4-6	1	1	0	0	0
NORTH CAROLINA A&T	18	4-6-.667	0-0-.000	4-5-.800	0-2-2	1	2	1	1	12
Iowa State^	15	2-4-.500	0-1-.000	0-4-.000	1-1-2	0	2	0	0	4
UAB^	7	2-2-1.000	0-0-.000	0-0-.000	1-0-1	0	0	0	1	4
NORTHWESTERN%	18	3-7-.429	0-0-.000	0-0-.000	1-2-3	0	2	1	0	6
ARKANSAS-PINE BLUFF	8	0-1-.000	0-0-.000	0-0-.000	0-0-0	0	0	1	0	0
at Radford	32	6-9-.667	0-0-.000	1-3-.333	3-5-8	0	1	1	1	13
LAMAR										
GRAMBLING STATE										
St. Joseph's										
WEST VIRGINIA										
NC STATE										
VIRGINIA										
at Duke										
WAKE FOREST										
at Georgia Tech										
at Notre Dame										
NORTH CAROLINA										
LOUISVILLE										
at Pittsburgh										
at Syracuse										
CLEMSON										
at Virginia										
at Miami										
FLORIDA STATE										
at Boston College										
at Wake Forest										
PITTSBURGH										
MIAMI										

\*- ACC games; # - Emerald Coast Classic (Blacksburg, Va.); ^- Emerald Coast Classic (Destin, Fla.); % - Big 10/ACC Challenge;

**2015-16:** Scored seven points in his Virginia Tech debut against Alabama State, adding eight rebounds ... Tied his career high with eight boards, scoring 6 points against Jacksonville State ... Grabbed six boards and dished out one assist against VMI ... Scored in double figures for the first time against North Carolina A&T, dropping 12 points on 4-for-6 from the floor with two rebounds ... Scored four points in 15 minutes with two rebounds against Iowa State ... Went a perfect 2-for-2 from the floor en route to four points against UAB ... Grabbed three rebounds to go along with six points and a block against Northwestern ... Recorded a block against Arkansas-Pine Bluff ... Had a career night against Radford, scoring 13 points on 6-for-9 from the field to go along with eight rebounds and a block and steal.

**High School:** Four-year letter winner at Evans High School in Orlando, Florida for coaches Chucky Atkins and Matt Turner ... Two-time all-state performer ... Class 8A Player of the Year as a senior ... AAU team won national championship ... Winner of several academic awards at Evans.

**Personal:** Son of Kerry and Lamila Blackshear ... Has two younger siblings, Kenan and Kayla ... Father played basketball at Stetson, where he was the Atlantic Sun Player of the Year as a junior and graduated as the school's all-time leading scorer ... His father played professionally overseas for 10 years ... His mother also played basketball at Stetson, where she was one of the Hatters' top players ... Plans to major in business.

## CAREER HIGHS

### Points

Career 13 vs Radford (12/9/15)  
ACC N/A

### Minutes Played

Career 32 vs Radford (12/9/15)  
ACC N/A

### Field Goals Made

Career 6 vs Radford (12/9/15)  
ACC N/A

### Field Goal Attempts

Career 9 vs Radford (12/9/15)  
ACC N/A

### 3-PT Field Goals Made

Career N/A  
ACC N/A

### 3-PT Field Goal Attempts

Career 3 vs Jacksonville State (11/18/15)  
ACC N/A

### Free Throws Made

Career 4 vs North Carolina A&T (11/24/15)  
ACC N/A

### Free Throw Attempts

Career 5, 2x, last vs North Carolina A&T (11/24/15)  
ACC N/A

### Rebounds

Career 8, 3x, last vs Radford (12/9/15)  
ACC N/A

### Assists

Career 1, 3x, last vs North Carolina A&T (11/24/15)  
ACC N/A

### Blocks

Career 1, 5x, last vs Radford (12/9/15)  
ACC N/A

### Steals

Career 1, 4x, last vs Radford (12/9/15)  
ACC N/A

Year	GP	-GS	Min	-Avg.	FGM	-FGA	-Pct.	3FGM	-3FGA	-Pct.	FTM	-FTA	-Pct.	Off.	Def.	Reb	-Avg.	A	TO	Blk	Stl	TP	Avg.
2015-16	9	0	158	17.6	23	44	.523	0	6	.000	6	17	.353	13	25	38	4.2	3	9	5	4	52	5.8
TOTAL	9	0	158	17.6	23	44	.523	0	6	.000	6	17	.353	13	25	38	4.2	3	9	5	4	52	5.8

# CHRIS CLARKE

FRESHMAN • GUARD/FORWARD • 6-6 • 205  
 VIRGINIA BEACH, VA. • CAPE HENRY COLLEGIATE

# #15



Opponent	Min	FG-A-%	3FG-A-%	FT-A-%	O-D-T	A	TO	Blk	Stl	Pts
ALABAMA STATE#	22	3-4-.750	0-0-.000	4-7-.571	1-2-3	2	1	0	1	10
JACKSONVILLE STATE#	28*	4-11-.364	0-1-.000	4-5-.800	4-7-11	2	4	0	0	12
VMI	28*	3-5-.600	0-0-.000	8-12-.667	1-4-5	2	0	0	1	14
NORTH CAROLINA A&T	26*	5-7-.714	0-1-.000	4-5-.800	3-5-8	2	3	0	2	14
Iowa State^	31*	4-12-.333	0-0-.000	1-2-.500	2-4-6	2	2	0	0	9
UAB^	31*	3-7-.429	0-0-.000	4-6-.667	5-11-16	2	4	0	2	10
NORTHWESTERN%	25*	4-14-.286	0-0-.000	3-5-.600	7-6-13	0	2	0	1	11
ARKANSAS-PINE BLUFF	22*	5-14-.357	0-0-.000	4-5-.800	3-3-6	2	0	0	1	14
at Radford	22*	2-4-.500	0-0-.000	0-0-.000	0-3-3	1	1	0	3	4
LAMAR										
GRAMBLING STATE										
St. Joseph's										
WEST VIRGINIA										
NC STATE										
VIRGINIA										
at Duke										
WAKE FOREST										
at Georgia Tech										
at Notre Dame										
NORTH CAROLINA										
LOUISVILLE										
at Pittsburgh										
at Syracuse										
CLEMSON										
at Virginia										
at Miami										
FLORIDA STATE										
at Boston College										
at Wake Forest										
PITTSBURGH										
MIAMI										

\* - ACC games; # - Emerald Coast Classic (Blacksburg, Va.); ^ - Emerald Coast Classic (Destin, Fla.); % - Big 10/ACC Challenge;

**2015-16:** Made his Hokie debut by scoring in double figures, 10 points with three rebounds and two assists, against Alabama State ... Picked up his first double-double against Jacksonville State, racking up 12 points with a career-high 11 boards and two assists ... Scored 14 points with five rebounds and two more assists against VMI ... Made is four straight games with double-digit scoring, dropping 14 points on a season-high five buckets from the field, and eight boards against North Carolina A&T ... Scored nine points and picked up six rebounds against Iowa State ... Notched another double-double behind 10 points and 16 boards, including 11 on the defensive glass, against UAB ... 11 points and 13 boards gave Clarke his third consecutive double-double against Northwestern ... Put up a career high 14 points with six rebounds and two assists against Arkansas-Pine Bluff ... Scored four points and grabbed three rebounds with a career high three steals against Radford.

**High School:** Played five years at Cape Henry Collegiate School in Virginia Beach, where he was an honor roll student ... 2015 VISAA Division I Player of the Year ... Led Cape Henry to two state championships ... 2015 All-Tidewater Player of the Year by the Virginian-Pilot ... Averaged 15.8 points, nine rebounds and four steals as a senior ... Rated the No. 1 player in the state by ESPN and 247Sports ... Four-star recruit by most recruiting services and ranked 54th on the ESPN 100 list ... Ranked 68th nationally by Yahoo Sports.

**Personal:** Son of Curt and Angel Clarke ... Has an older brother, Brandon and two older sisters, Yvonne and Alicia ... Brother played arena football and at Upper Iowa and Bowie State ... Plans to major in communications.

## CAREER HIGHS

### Points

Career 14, 3x, last vs Arkansas-Pine Bluff (12/5/15)  
 ACC N/A

### Minutes Played

Career 31, 2x, last vs UAB (11/28/15)  
 ACC N/A

### Field Goals Made

Career 5, 2x, last vs Arkansas-Pine Bluff (12/5/15)  
 ACC N/A

### Field Goal Attempts

Career 14, 2x, last vs Arkansas-Pine Bluff (12/5/15)  
 ACC N/A

### 3-PT Field Goals Made

Career N/A  
 ACC N/A

### 3-PT Field Goal Attempts

Career 1, 2x, last vs North Carolina A&T (11/24/15)  
 ACC N/A

### Free Throws Made

Career 8 vs VMI (11/21/15)  
 ACC N/A

### Free Throw Attempts

Career 12 vs VMI (11/21/15)  
 ACC N/A

### Rebounds

Career 16 vs UAB (11/28/15)  
 ACC N/A

### Assists

Career 2, 7x, last vs Arkansas-Pine Bluff (12/5/15)  
 ACC N/A

### Blocks

Career N/A  
 ACC N/A

### Steals

Career 3 vs Radford (12/9/15)  
 ACC N/A

Year	GP	-GS	Min	-Avg.	FGM	-FGA	-Pct.	3FGM	-FGA	-Pct.	FTM	-FTA	-Pct.	Off.	Def.	Reb	-Avg.	A	TO	Blk	Stl	TP	Avg.
2015-16	9	8	243	27	33	78	.423	0	2	.000	32	47	.681	26	45	71	7.9	15	17	0	11	98	10.9
TOTAL	9	8	243	27	33	78	.423	0	2	.000	32	47	.681	26	45	71	7.9	15	17	0	11	98	10.9

# JUSTIN ROBINSON

FRESHMAN • GUARD • 6-1 • 180  
MANASSAS, VA. • ST. JAMES SCHOOL (MD.)

# #5



Opponent	Min	FG-A-%	3FG-A-%	FT-A-%	O-D-T	A	TO	Blk	Stl	Pts
ALABAMA STATE#	28	2-3-.667	0-1-.000	4-7-.571	1-1-2	4	1	0	1	8
JACKSONVILLE STATE#	27*	0-4-.000	0-2-.000	6-9-.667	1-3-4	3	1	0	1	6
VMI	30*	4-8-.500	1-3-.333	2-2-1.000	0-4-4	3	5	0	0	11
NORTH CAROLINA A&T	22*	0-3-.000	0-2-.000	4-4-1.000	0-1-1	5	3	0	1	4
Iowa State^	18*	4-6-.667	0-0-.000	3-4-.750	2-3-5	2	2	0	0	11
UAB^	21*	4-7-.571	1-2-.500	0-0-.000	0-0-0	1	3	0	0	9
NORTHWESTERN%	8*	0-4-.000	0-1-.000	0-0-.000	0-1-1	2	1	0	0	0
ARKANSAS-PINE BLUFF	24*	1-3-.333	0-0-.000	2-2-1.000	1-0-1	5	0	0	0	4
at Radford	12	0-3-.000	0-0-.000	3-4-.750	0-0-0	3	1	0	0	3
LAMAR										
GRAMBLING STATE										
St. Joseph's										
WEST VIRGINIA										
NC STATE										
VIRGINIA										
at Duke										
WAKE FOREST										
at Georgia Tech										
at Notre Dame										
NORTH CAROLINA										
LOUISVILLE										
at Pittsburgh										
at Syracuse										
CLEMSON										
at Virginia										
at Miami										
FLORIDA STATE										
at Boston College										
at Wake Forest										
PITTSBURGH										
MIAMI										

\*- ACC games; # - Emerald Coast Classic (Blacksburg, Va.); ^- Emerald Coast Classic (Destin, Fla.); % - Big 10/ACC Challenge;

**2015-16:** Scored eight points in season opener with two rebounds and four assists against Alabama State ... Made first start against Jacksonville State, scoring six points from the charity stripe and grabbing four boards, three assists ... Scored in double-digits for the first time as a Hokie, draining 11 points, including four from the floor, and three assists against VMI ... Dished out a season-high five assists to go with one rebound and four points against North Carolina A&T ... Scored in double figures for the second time against Iowa State, draining 11 points on 4-for-6 from the field and 3-for-4 from the charity stripe, as well as a career high five rebounds ... Added nine points from four made field goals against UAB ... Snagged one rebound and dished out two assists against Northwestern ... Dished out five assists and scored four points against Arkansas-Pine Bluff ... Scored three points from the free throw line and distributed three assists against Radford.

**High School:** Three-year letter winner at Saint James School in Hagerstown, Maryland for coach Dan Prete ... Gatorade Player of the Year for Maryland as a senior ... Parade All-American ... First team all-conference and county Player of the Year ... Also lettered two years in baseball at Saint James, playing centerfield.

**Personal:** Son of Alyse and Verdell Robinson ... Has three older brothers, Denard, Leonard and Brandon.

## CAREER HIGHS

### Points

Career 11, 2x, last vs Iowa State (11/27/15)  
ACC N/A

### Minutes Played

Career 30 vs VMI (11/21/15)  
ACC N/A

### Field Goals Made

Career 4, 3x, last vs UAB (11/28/15)  
ACC N/A

### Field Goal Attempts

Career 8 vs VMI (11/21/15)  
ACC N/A

### 3-PT Field Goals Made

Career 1, 2x, last vs UAB (11/28/15)  
ACC N/A

### 3-PT Field Goal Attempts

Career 3 vs VMI (11/21/15)  
ACC N/A

### Free Throws Made

Career 6 vs Jacksonville State (11/18/15)  
ACC N/A

### Free Throw Attempts

Career 9 vs Jacksonville State (11/18/15)  
ACC N/A

### Rebounds

Career 4, 2x, last vs VMI (11/21/15)  
ACC N/A

### Assists

Career 5, 2x, last vs Arkansas-Pine Bluff (12/5/15)  
ACC N/A

### Blocks

Career N/A  
ACC N/A

### Steals

Career 1, 2x, last vs Jacksonville State (11/18/15)  
ACC N/A

Year	GP	-GS	Min	-Avg.	FGM	-FGA	-Pct.	3FGM	-FGA	-Pct.	FTM	-FTA	-Pct.	Off.	Def.	Reb.	-Avg.	A	TO	Blk	Stl	TP	Avg.
2015-16	9	7	190	21.1	15	41	.366	2	11	.182	24	32	.750	5	13	18	2.0	28	17	0	3	56	6.2
TOTAL	9	7	190	21.1	15	41	.366	2	11	.182	24	32	.750	5	13	18	2.0	28	17	0	3	56	6.2



# MATT GALLOWAY

R-JUNIOR • GUARD • 6-3 • 195

STERLING, VA. • POTOMAC FALLS/HOOD COLLEGE

# #33



Opponent	Min	FG-A-%	3FG-A-%	FT-A-%	O-D-T	A	TO	Blk	Stl	Pts
ALABAMA STATE#			--- DNP ---							
JACKSONVILLE STATE#			--- DNP ---							
VMI			--- DNP ---							
NORTH CAROLINA A&T	4	0-1-.000	0-1-.000	0-0-.000	0-0-0	0	0	0	0	0
Iowa State^			--- DNP ---							
UAB^			--- DNP ---							
NORTHWESTERN%			--- DNP ---							
ARKANSAS-PINE BLUFF	11	2-6-.333	1-5-.200	0-0-.000	1-0-1	0	2	0	1	5
at Radford			--- DNP ---							
LAMAR										
GRAMBLING STATE										
St. Joseph's										
WEST VIRGINIA										
NC STATE										
VIRGINIA										
at Duke										
WAKE FOREST										
at Georgia Tech										
at Notre Dame										
NORTH CAROLINA										
LOUISVILLE										
at Pittsburgh										
at Syracuse										
CLEMSON										
at Virginia										
at Miami										
FLORIDA STATE										
at Boston College										
at Wake Forest										
PITTSBURGH										
MIAMI										

\*- ACC games; # - Emerald Coast Classic (Blacksburg, Va.); ^ - Emerald Coast Classic (Destin, Fla.); % - Big 10/ACC Challenge;

**2015-16:** Made his first appearance of the season against North Carolina A&T ... Scored five points in 11 minutes against Arkansas-Pine Bluff, with one rebound and a steal.

**At Hood:** Transferred to Virginia Tech from Hood College in Frederick, Maryland, where he played for two seasons ... Named to the MAC Honor Roll in 2014.

**High School:** Two-year letterwinner at Potomac falls High School ... All-district performer as a senior ... Team won VHSL AA championship in 2011 and was runner-up in 2012 ... Also ran track at Potomac Falls ... All-state in track in 2010 and 2011 and all-state in cross country in 2010 ... Member of the National Honor Society.

**Personal:** Son of Carolyn and Steve Galloway ... Has a younger brother, Christopher ... Father played football at Virginia Tech, lettering three years and leading the team in receptions in 1975 ... Brother runs track and field/cross country at George Mason ... Mother has competed in 13 marathons ... Majoring in history.

## CAREER HIGHS

### Points

Career 5 vs Arkansas-Pine Bluff (12/5/15)  
ACC N/A

### Minutes Played

Career 11 vs Arkansas-Pine Bluff (12/5/15)  
ACC N/A

### Field Goals Made

Career 2 vs Arkansas-Pine Bluff (12/5/15)  
ACC N/A

### Field Goal Attempts

Career 6 vs Arkansas-Pine Bluff (12/5/15)  
ACC N/A

### 3-PT Field Goals Made

Career 1 vs Arkansas-Pine Bluff (12/5/15)  
ACC N/A

### 3-PT Field Goal Attempts

Career 5 vs Arkansas-Pine Bluff (12/5/15)  
ACC N/A

### Free Throws Made

Career N/A  
ACC N/A

### Free Throw Attempts

Career N/A  
ACC N/A

### Rebounds

Career 1 vs Arkansas-Pine Bluff (12/5/15)  
ACC N/A

### Assists

Career N/A  
ACC N/A

### Blocks

Career N/A  
ACC N/A

### Steals

Career 1 vs Arkansas-Pine Bluff (12/5/15)  
ACC N/A

Year	GP	-GS	Min	-Avg.	FGM	-FGA	-Pct.	3FGM	-3FGA	-Pct.	FTM	-FTA	-Pct.	Off.	Def.	Reb	-Avg.	A	TO	Blk	Stl	TP	Avg.
2015-16	2	0	15	7.5	2	7	.286	1	6	.167	0	0	.000	1	0	1	0.5	0	2	0	1	5	2.5
TOTAL	2	0	15	7.5	2	7	.286	1	6	.167	0	0	.000	1	0	1	0.5	0	2	0	1	5	2.5

**THE STAT CREW SYSTEM**  
**Virginia Tech Combined Team Statistics (as of Dec 09, 2015)**  
**All games**

<b>RECORD:</b>	<b>OVERALL</b>	<b>HOME</b>	<b>AWAY</b>	<b>NEUTRAL</b>
ALL GAMES	6-3	4-2	1-0	1-1
CONFERENCE	0-0	0-0	0-0	0-0
NON-CONFERENCE	6-3	4-2	1-0	1-1

#	Player	gp-gs	min	avg	Total		3-Point		F-Throw		Rebounds			pf	dq	a	to	blk	stl	pts	avg	
					fg-fga	fg%	3fg-fga	3fg%	ft-fta	ft%	off	def	tot									avg
32	Zach LeDay	9-9	250	27.8	44-96	.458	2-9	.222	46-60	.767	37	47	84	9.3	25	0	12	13	9	5	136	15.1
04	Seth Allen	9-1	227	25.2	37-101	.366	12-48	.250	44-60	.733	0	27	27	3.0	19	0	18	26	2	4	130	14.4
10	Justin Bibbs	9-9	272	30.2	38-69	.551	20-31	.645	7-17	.412	3	18	21	2.3	7	0	8	8	0	2	103	11.4
15	Chris Clarke	9-8	243	27.0	33-78	.423	0-2	.000	32-47	.681	26	45	71	7.9	19	0	15	17	0	11	98	10.9
05	Justin Robinson	9-7	190	21.1	15-41	.366	2-11	.182	24-32	.750	5	13	18	2.0	10	0	28	17	0	3	56	6.2
24	Kerry Blackshear Jr.	9-0	158	17.6	23-44	.523	0-6	.000	6-17	.353	13	25	38	4.2	21	0	3	9	5	4	52	5.8
23	Jalen Hudson	9-3	156	17.3	15-33	.455	3-8	.375	17-28	.607	5	13	18	2.0	11	0	8	12	1	11	50	5.6
22	Johnny Hamilton	7-0	75	10.7	12-18	.667	0-0	.000	5-11	.455	15	14	29	4.1	10	0	2	5	12	0	29	4.1
11	Devin Wilson	6-1	146	24.3	6-9	.667	1-2	.500	11-14	.786	0	14	14	2.3	11	0	22	6	0	4	24	4.0
33	Matt Galloway	2-0	15	7.5	2-7	.286	1-6	.167	0-0	.000	1	0	1	0.5	1	0	0	2	0	1	5	2.5
21	Satchel Pierce	6-0	45	7.5	5-7	.714	0-0	.000	3-3	1.000	3	9	12	2.0	7	0	1	3	3	0	13	2.2
14	Greg Donlon	2-0	4	2.0	2-2	1.000	0-0	.000	0-0	.000	0	2	2	1.0	0	0	0	1	0	0	4	2.0
00	Shane Henry	8-7	69	8.6	4-14	.286	0-0	.000	3-12	.250	8	13	21	2.6	9	0	0	5	3	3	11	1.4
Team											14	18	32				1					
Total.....		9	1850		236-519	.455	41-123	.333	198-301	.658	130	258	388	43.1	150	0	117	125	35	48	711	79.0
Opponents.....		9	1850		235-583	.403	71-223	.318	85-125	.680	102	200	302	33.6	222	-	112	114	40	55	626	69.6

<b>TEAM STATISTICS</b>	<b>VT</b>	<b>OPP</b>	<b>Date</b>	<b>Opponent</b>	<b>Score</b>	<b>Att.</b>	
SCORING	711	626	11/14/15	ALABAMA STATE	L	82-85	6519
Points per game	79.0	69.6	11/18/15	JACKSONVILLE STATE	W	71-62	4984
Scoring margin	+9.4	-	11/21/15	VMI	W	76-52	5644
FIELD GOALS-ATT	236-519	235-583	11/24/15	NORTH CAROLINA A&T	W	90-60	4464
Field goal pct	.455	.403	11/27/15	vs Iowa State	L	77-99	2222
3 POINT FG-ATT	41-123	71-223	11/28/15	vs UAB	Wot	82-77	2222
3-point FG pct	.333	.318	12/01/15	NORTHWESTERN	Lot	79-81	4879
3-pt FG made per game	4.6	7.9	12/05/15	ARKANSAS-PINE BLUFF	W	80-45	4931
FREE THROWS-ATT	198-301	85-125	12-09-15	at Radford	W	74-65	4013
Free throw pct	.658	.680					
F-Throws made per game	22.0	9.4					
REBOUNDS	388	302					
Rebounds per game	43.1	33.6					
Rebounding margin	+9.6	-					
ASSISTS	117	112					
Assists per game	13.0	12.4					
TURNOVERS	125	114					
Turnovers per game	13.9	12.7					
Turnover margin	-1.2	-					
Assist/turnover ratio	0.9	1.0					
STEALS	48	55					
Steals per game	5.3	6.1					
BLOCKS	35	40					
Blocks per game	3.9	4.4					
ATTENDANCE	31421	8457					
Home games-Avg/Game	6-5237	1-4013					
Neutral site-Avg/Game	-	2-2222					

\* - Conference game

<b>Score by Periods</b>	<b>1st</b>	<b>2nd</b>	<b>OT</b>	<b>Totals</b>
Virginia Tech	334	360	17	711
Opponents	309	303	14	626

**THE STAT CREW SYSTEM**  
**Virginia Tech Team Game-by-Game Comparison (as of Dec 09, 2015)**  
**All games**

Opponent	1st	2nd	Score	Mar	Total FG	FG Pct	3-Pointers	3FG Pct	Free Throws	FT Pct	Rebounds	Assist	T/Over	Block	Steal	Fouls
ALABAMA STATE	42/37	40/48	82-85	(3)	27-57/30-71	.474/.423	3-12/9-28	.250/.321	25-40/16-21	.625/.762	41/36 +5	13/12	11/8	6/4	4/4	19/29
JACKSONVILLE STATE	38/33	33/29	71-62	+9	26-59/24-64	.441/.375	4-16/8-29	.250/.276	15-30/6-8	.500/.750	54/29 +25	12/10	17/9	2/2	3/8	15/23
VMI	29/29	47/23	76-52	+24	23-49/19-74	.469/.257	6-12/9-33	.500/.273	24-33/5-6	.727/.833	49/37 +12	13/7	17/8	7/5	3/7	12/21
NORTH CAROLINA A&T	46/32	44/28	90-60	+30	27-54/24-66	.500/.364	2-13/6-21	.154/.286	34-50/6-10	.680/.600	41/33 +8	17/12	15/20	6/3	6/7	17/34
Iowa State	30/52	47/47	77-99	(22)	31-67/37-64	.463/.578	3-15/13-21	.200/.619	12-25/12-17	.480/.706	38/36 +2	10/20	11/10	3/9	3/6	18/22
UAB	35/38	36/33	82-77	+5	26-59/29-65	.441/.446	6-16/9-26	.375/.346	24-32/10-18	.750/.556	46/30 +16	12/16	17/12	3/7	5/5	21/22
NORTHWESTERN	36/45	37/28	79-81	(2)	27-66/32-67	.409/.478	7-17/10-26	.412/.385	18-23/7-11	.783/.636	42/36 +6	10/15	12/12	2/5	4/5	15/21
ARKANSAS-PINE BLUFF	37/16	43/29	80-45	+35	21-52/15-52	.404/.288	7-14/4-19	.500/.211	31-40/11-17	.775/.647	44/26 +18	13/10	17/21	3/3	11/9	17/30
Radford	41/27	33/38	74-65	+9	28-56/25-60	.500/.417	3-8/3-20	.375/.150	15-28/12-17	.536/.706	33/39 (6)	17/10	8/14	3/2	9/4	16/20

Note: Game totals are displayed in the format TEAM/OPPONENT for each category



**THE STAT CREW SYSTEM**  
**Virginia Tech Points-Rebounds-Assists (as of Dec 09, 2015)**  
**All games**

Opponent	Date	Score		00	04	05	10	11	14	15
				HENRY,SHAN	ALLEN,SETH	ROBINSON,J	BIBBS,JUST	WILSON,DEV	DONLON,GRE	CLARKE,CHR
ALABAMA STATE	11/14/15	82-85	L	1-2-0	13-4-4	8-2-4	9-2-1	DNP	DNP	10-3-2
JACKSONVILLE STATE	11/18/15	71-62	w	6-5-0	7-3-1	6-4-3	11-7-1	DNP	DNP	12-11-2
VMI	11/21/15	76-52	w	2-3-0	17-6-3	11-4-3	11-1-3	DNP	DNP	14-5-2
NORTH CAROLINA A&T	11/24/15	90-60	w	1-0-0	7-2-2	4-1-5	12-3-0	2-1-3	4-0-0	14-8-2
vs Iowa State	11/27/15	77-99	L	0-2-0	10-1-2	11-5-2	11-0-0	2-2-2	DNP	9-6-2
vs UAB	11/28/15	82-77	w	0-3-0	23-4-1	9-0-1	8-0-0	7-3-5	DNP	10-16-2
NORTHWESTERN	12/01/15	79-81	L	0-2-0	25-4-2	0-1-2	17-2-1	4-1-5	DNP	11-13-0
ARKANSAS-PINE BLUFF	12/05/15	80-45	w	1-4-0	11-1-1	4-1-5	13-4-1	2-4-2	0-2-0	14-6-2
at Radford	12-09-15	74-65	w	DNP	17-2-2	3-0-3	11-2-1	7-3-5	DNP	4-3-1

Opponent	Date	Score		21	22	23	24	32	33
				PIERCE,SAT	HAMILTON,J	HUDSON,JAL	,KERRY BLA	LEDAY,ZACH	GALLOWAY,M
ALABAMA STATE	11/14/15	82-85	L	5-2-0	0-1-0	3-1-0	7-8-0	26-15-2	DNP
JACKSONVILLE STATE	11/18/15	71-62	w	DNP	8-4-1	0-0-1	6-8-1	15-9-2	DNP
VMI	11/21/15	76-52	w	0-0-0	8-11-1	0-0-0	0-6-1	13-10-0	DNP
NORTH CAROLINA A&T	11/24/15	90-60	w	0-1-1	6-7-0	2-0-1	12-2-1	26-12-2	0-0-0
vs Iowa State	11/27/15	77-99	L	0-0-0	4-4-0	7-3-1	4-2-0	19-8-1	DNP
vs UAB	11/28/15	82-77	w	DNP	3-2-0	3-2-1	4-1-0	15-10-2	DNP
NORTHWESTERN	12/01/15	79-81	L	6-7-0	0-0-0	8-6-0	6-3-0	2-1-0	DNP
ARKANSAS-PINE BLUFF	12/05/15	80-45	w	2-2-0	DNP	15-4-2	0-0-0	13-10-0	5-1-0
at Radford	12-09-15	74-65	w	DNP	DNP	12-2-2	13-8-0	7-9-3	DNP

# 2015-16 Box Scores



## Official Basketball Box Score - Game Totals - Final Statistics Alabama State vs Virginia Tech November 14, 2015 7:00 PM Cassell Coliseum, Blacksburg, Va.



## Official Basketball Box Score - Game Totals - Final Statistics Jacksonville State vs Virginia Tech November 18, 2015 7:00 PM Cassell Coliseum, Blacksburg, Va.



### Alabama State 85 - 1-0

#	Player	Total FG-FGA	3-Pr FG-FGA	FT-FTA	Rebounds Off Def Tot	PF	TP	A	TO	Blk	Stl	Min
01	Chidozie Omie	3-7	1-2	0-0	2 1 3	4	7	0	0	0	0	17
52	Steve Rogers	4-11	1-4	0-0	4 1 5	3	9	0	0	0	1	28
45	Robert Ojeh	1-1	0-0	0-0	0 0 0	2	2	0	0	0	0	5
12	Jamel Waters	6-16	4-8	5-5	0 6 6	2	21	7	3	0	2	35
09	Torloft Thomas	2-8	1-6	8-10	0 3 3	4	13	2	3	0	0	34
02	Corvon Butler	5-7	0-1	0-0	2 3 5	4	10	0	0	0	0	17
05	Bobby Brown	6-14	2-6	0-0	2 3 5	1	14	0	2	1	0	28
20	Glenn Hollaway	2-2	0-0	2-2	2 3 5	5	6	1	0	3	0	20
25	Mikel Tyson	0-0	0-0	0-0	0 0 0	0	0	0	0	0	0	1
30	Terrance LeFlore	1-5	0-1	1-4	0 0 0	4	3	2	0	0	1	15
Team					3 1 4							
<b>Totals</b>		<b>30-71</b>	<b>9-28</b>	<b>16-21</b>	<b>15 21 36</b>	<b>29</b>	<b>85</b>	<b>12</b>	<b>8</b>	<b>4</b>	<b>4</b>	<b>200</b>

FG % 1st Half: 13-37 35.1% 2nd Half: 17-34 50.0% Game: 30-71 42.3%  
 3FG % 1st Half: 5-18 27.8% 2nd Half: 4-10 40.0% Game: 9-28 32.1%  
 FT % 1st Half: 6-8 75.0% 2nd Half: 10-13 76.9% Game: 16-21 76.2%

### Virginia Tech 82 - 0-1

#	Player	Total FG-FGA	3-Pr FG-FGA	FT-FTA	Rebounds Off Def Tot	PF	TP	A	TO	Blk	Stl	Min
23	Jalen Hudson	1-2	0-0	1-1	1 0 1	0	3	0	2	0	0	15
10	Justin Bibbe	4-11	1-3	0-0	0 2 2	2	9	1	1	0	1	32
00	Shane Henry	0-2	0-0	1-2	0 2 2	3	1	0	0	1	0	9
04	Seth Allen	2-9	2-7	7-8	0 4 4	4	13	4	4	0	0	27
32	Zach LeDay	10-16	0-0	6-9	7 8 15	2	26	2	0	1	0	35
05	Justin Robinson	2 3	0 1	4 7	1 1 2	1 8	4 1	0 1	0 1	0 1	28	
15	Chris Clarke	3-4	0-0	4-7	1 2 3	3 10	2 1	0 1	0 1	0 1	22	
21	Satchel Pierce	2-3	0-0	1-1	0 2 2	3 5	0 1	2 0	0 1	0 0	5	
22	Johnny Hamilton	0-1	0-0	0-0	1 0 1	0 0	0 0	0 1	0 1	0 0	2	
24	Kerry Blackshear Jr.	3-6	0-1	1-5	3 5 8	1 7	0 1	1 1	1 1	1 1	25	
Team					0 1 1							
<b>Totals</b>		<b>27-57</b>	<b>3-12</b>	<b>25-40</b>	<b>14 27 41</b>	<b>19</b>	<b>82</b>	<b>13</b>	<b>11</b>	<b>6</b>	<b>4</b>	<b>200</b>

FG % 1st Half: 14-33 42.4% 2nd Half: 13-24 54.2% Game: 27-57 47.4%  
 3FG % 1st Half: 2-7 28.6% 2nd Half: 1-5 20.0% Game: 3-12 25.0%  
 FT % 1st Half: 12-18 66.7% 2nd Half: 13-22 59.1% Game: 25-40 62.5%

Officials: Sean Hull, Matt Potter, Troy Steyers  
 Technical fouls: Alabama State-None, Virginia Tech-None.  
 Attendance: 6,510

Score by period	1st	2nd	Total
Alabama State	37	48	85
Virginia Tech	42	40	82

Points	In	Off	2nd	Fast	Bench
ALST	Paint	TD	Offense	Break	
VT	26	9	19	16	30

Last FG - ALST 2nd-01:20, VT 2nd-02:17  
 Largest lead - ALST by 8 2nd-0:29, VT by 11 1st-09:44  
 ALST led for 11:10, VT led for 8:07. Game was tied for 2:26.

Score tied - 8 times.  
 Lead changed - 9 times.

### Jacksonville State 62 - 2-2

#	Player	Total FG-FGA	3-Pr FG-FGA	FT-FTA	Rebounds Off Def Tot	PF	TP	A	TO	Blk	Stl	Min
21	Malcolm Drumwright	6-20	1-8	0-0	0 0 0	4	13	4	0	0	2	31
31	Christian Cunningham	0-2	0-0	0-0	1 1 2	2	0	0	0	1	0	8
15	Erik Durham	8-14	3-8	2-2	0 8 8	2	21	1	1	0	1	36
18	Jared Hamilton	4-9	0-2	0-0	2 1 3	2	8	3	1	0	2	34
02	Jaquell Townsner	4-4	0-2	0-0	0 1 1	3	0	2	3	0	2	27
09	Dimitko Bogdan	0-0	0-0	0-0	0 0 0	0	0	0	0	0	0	1
01	Greg Tucker	3-8	2-6	2-3	0 4 4	4	10	0	0	0	0	25
24	Cusmane Ba	0-0	0-0	0-0	0 0 0	0	0	0	0	0	0	2
32	Jeremy Watson	3-5	2-3	2-3	2 3 5	4	10	0	3	1	1	31
33	Andre Statham	0-2	0-2	0-0	0 2 2	2	0	0	0	0	0	5
Team					2 2 4							
<b>Totals</b>		<b>24-64</b>	<b>8-29</b>	<b>6-8</b>	<b>7 22 29</b>	<b>23</b>	<b>62</b>	<b>10</b>	<b>9</b>	<b>2</b>	<b>8</b>	<b>200</b>

FG % 1st Half: 14-35 40.0% 2nd Half: 10-29 34.5% Game: 24-64 37.5%  
 3FG % 1st Half: 5-17 29.4% 2nd Half: 3-12 25.0% Game: 8-29 27.6%  
 FT % 1st Half: 0-0 0.0% 2nd Half: 6-8 75.0% Game: 6-8 75.0%

Officials: Mike Caden, Chuck Jones, Ron Tyburki  
 Technical fouls: Jacksonville State-None, Virginia Tech-None.  
 Attendance: 4,894

Score by period	1st	2nd	Total
Jacksonville State	33	29	62
Virginia Tech	38	33	71

Points	In	Off	2nd	Fast	Bench
JSU	Paint	TD	Offense	Break	
VT	24	16	10	10	20

Last FG - JSU 2nd-02:40, VT 2nd-00:29  
 Largest lead - JSU by 4 1st-16:26, VT by 12 2nd-15:09  
 JSU led for 11:11, VT led for 8:56. Game was tied for 4:15.

Score tied - 7 times.  
 Lead changed - 2 times.



## Official Basketball Box Score - Game Totals - Final Statistics VMI vs Virginia Tech November 21, 2015 7:00 PM Cassell Coliseum, Blacksburg, Va.



## Official Basketball Box Score - Game Totals - Final Statistics North Carolina A&T vs Virginia Tech November 24, 2015 7:00 PM Cassell Coliseum, Blacksburg, Va.



### VMI 52 - 1-2

#	Player	Total FG-FGA	3-Pr FG-FGA	FT-FTA	Rebounds Off Def Tot	PF	TP	A	TO	Blk	Stl	Min
23	Tim Marshall	0-3	0-0	0-0	1 0 1	1	0	0	1	0	1	8
32	Phillip Anglade	2-7	0-0	0-0	5 4 9	4	4	0	1	1	1	22
35	Julian Eleby	4-13	4-9	3-4	2 2 4	4	15	2	1	0	1	38
22	QJ Peterson	10-29	4-15	2-2	2 4 6	2	26	2	2	0	2	39
15	Tray Chapman	0-7	0-0	0-0	1 2 3	3	0	1	0	1	0	28
00	Austin Vaseem	0-2	0-1	0-0	0 0 0	0	0	0	0	0	0	14
05	Adrian Rich	1-6	0-1	0-0	1 1 2	2	2	0	2	0	1	21
05	Fred Inuafemi	1-3	0-0	0-0	1 5 6	2	2	1	1	3	1	16
12	D'Andre Mahaffey	0-1	0-0	0-0	0 1 1	0	0	0	0	0	0	2
40	Jordan Weethes	1-3	1-3	0-0	0 0 0	3	3	1	0	0	0	12
Team					4 1 5							
<b>Totals</b>		<b>19-74</b>	<b>9-33</b>	<b>5-6</b>	<b>17 20 37</b>	<b>21</b>	<b>52</b>	<b>7</b>	<b>8</b>	<b>5</b>	<b>7</b>	<b>200</b>

FG % 1st Half: 11-35 31.4% 2nd Half: 8-38 20.9% Game: 19-74 25.7%  
 3FG % 1st Half: 7-18 38.9% 2nd Half: 2-15 13.3% Game: 9-33 27.3%  
 FT % 1st Half: 0-0 0.0% 2nd Half: 5-8 62.5% Game: 5-8 62.5%

### Virginia Tech 76 - 2-1

#	Player	Total FG-FGA	3-Pr FG-FGA	FT-FTA	Rebounds Off Def Tot	PF	TP	A	TO	Blk	Stl	Min
00	Shane Henry	1-2	0-0	0-0	0 3 3	1	2	0	1	2	2	14
32	Zach LeDay	3-11	0-0	7-7	3 7 10	3	13	0	2	1	0	34
10	Justin Bibbe	4-6	2-3	1-2	0 1 1	0 11	3	0	0	0	0	31
15	Chris Clarke	3-5	0-0	8-12	1 4 5	2	14	2	0	0	1	28
05	Justin Robinson	4-8	1-3	2-2	0 4 4	2	11	3	5	0	0	30
04	Seth Allen	5-11	3-5	4-7	0 6 6	3	17	3	4	1	0	25
21	Satchel Pierce	0-0	0-0	0-0	0 0 0	0	0	0	2	0	0	2
22	Johnny Hamilton	2-4	0-0	2-3	0 5 11	1	8	1	1	3	0	18
23	Jalen Hudson	0-0	0-0	0-0	0 0 0	0	0	0	0	0	0	5
24	Kerry Blackshear Jr.	0-2	0-1	0-0	2 4 6	0	0	0	1	1	0	15
Team					0 3 3							
<b>Totals</b>		<b>23-49</b>	<b>6-12</b>	<b>24-33</b>	<b>12 37 49</b>	<b>12</b>	<b>76</b>	<b>13</b>	<b>17</b>	<b>7</b>	<b>3</b>	<b>200</b>

FG % 1st Half: 7-17 41.2% 2nd Half: 16-32 50.0% Game: 23-49 46.9%  
 3FG % 1st Half: 0-3 0.0% 2nd Half: 6-9 66.7% Game: 6-12 50.0%  
 FT % 1st Half: 15-18 83.3% 2nd Half: 8-15 80.0% Game: 24-33 72.7%

Officials: Roger Ayers, Tim Conner, Tony Chizema  
 Technical fouls: VMI-Julian Eleby (1), Virginia Tech-Chris Clarke (1).  
 Attendance: 5,844  
 Notes: Greg Donlon (14 VT) ejected for leaving the bench - 3:42 (2nd Half)

Score by period	1st	2nd	Total
VMI	28	23	52
Virginia Tech	28	47	76

Points	In	Off	2nd	Fast	Bench
VMI	Paint	TD	Offense	Break	
VT	14	16	10	10	26

Last FG - VMI 2nd-04:04, VT 2nd-00:29  
 Largest lead - VMI by 2 1st-11:36, VT by 24 2nd-00:20  
 VMI led for 8:06, VT led for 1:29.

Score tied - 4 times.  
 Lead changed - 10 times.

### North Carolina A&T 60 - 0-6

#	Player	Total FG-FGA	3-Pr FG-FGA	FT-FTA	Rebounds Off Def Tot	PF	TP	A	TO	Blk	Stl	Min
32	BECKER-FORD, Bruce	1-10	2-3	2-2	2 2 4	4	14	1	3	1	0	25
44	BURROUGHS, Steven	2-2	0-0	0-0	0 0 0	5	4	0	1	0	1	8
12	ABDULLAH, Ahmad	3-5	2-3	0-0	1 1 2	2	8	3	2	0	1	26
03	EGHAREVBA, Ede	3-7	0-1	1-2	0 0 0	4	7	0	0	1	0	13
01	SINGLETON, Joaheba	0-6	0-2	0-0	0 5 5	3	0	1	2	0	0	16
02	HUNT, Sam	1-0	0-3	0-0	0 2 2	2	2	0	1	0	0	13
04	RESEY, Nick	1-1	1-1	0-0	0 0 0	2	3	1	1	0	1	10
05	LACKEY, Jamari	3-6	0-0	0-0	2 2 4	2	6	1	2	1	0	15
10	BREMERS, Arturs	0-3	0-3	0-0	0 0 0	0	0	0	1	0	0	7
11	WHITAKER, James	3-7	1-3	1-1	2 0 2	1	8	0	1	0	0	14
13	WILLIAMS, Austin	0-3	0-1	1-2	0 1 1	1	1	1	2	0	2	15
20	JAMES, Deion	1-5	0-1	0-2	1 4 5	2	2	2	0	0	2	14
24	OWONA, Mike	1-2	0-0	1-1	3 2 5	1	3	0	2	0	0	10
34	DOBY, Khary	1-3	0-0	0-0	1 1 2	5	2	0	1	0	0	14
Team					0 1 1							
<b>Totals</b>		<b>24-66</b>	<b>6-21</b>	<b>6-10</b>	<b>12 21 33</b>	<b>34</b>	<b>60</b>	<b>12</b>	<b>20</b>	<b>3</b>	<	

# 2015-16 Box Scores



## Official Basketball Box Score -- Game Totals -- Final Statistics Virginia Tech vs Iowa State November 27, 2015 6:00 PM Emerald Coast Classic



### Virginia Tech 77 - 3-2

#	Player	Total		3-Ptr		FT-FTA		Rebounds		PF	TP	A	TO	Blk	Stl	Min
		FG	FGA	FG	FGA	Off	Def	Off	Def							
32	Zach LeDay	8	14	1	3	2	4	6	2	8	4	19	1	0	0	23
15	Chris Clarke	4	12	0	0	1	2	4	6	1	9	2	2	0	0	31
0	Shane Henry	0	2	0	0	0	2	2	2	2	0	0	1	0	0	8
10	Justin Bibbs	4	7	2	5	1	2	0	0	11	0	2	0	1	0	22
5	Justin Robinson	4	6	0	3	4	2	3	5	1	11	2	2	0	0	18
4	Seth Allen	4	13	0	5	2	3	0	1	1	2	10	2	1	0	27
11	Devin Wilson	1	1	0	0	0	2	2	1	2	2	0	0	0	0	20
21	Satchel Pierce	0	1	0	0	0	0	0	0	0	0	0	0	0	0	3
22	Johnny Hamilton	2	2	0	0	2	4	2	4	0	0	3	0	0	0	15
23	Jalen Hudson	2	5	0	1	3	4	2	7	1	0	0	0	0	0	18
24	Kerry Blackshear Jr.	2	4	0	1	4	1	2	3	4	0	2	0	0	0	15
	<b>Totals</b>	<b>31</b>	<b>67</b>	<b>3</b>	<b>15</b>	<b>12</b>	<b>25</b>	<b>23</b>	<b>38</b>	<b>18</b>	<b>77</b>	<b>10</b>	<b>11</b>	<b>3</b>	<b>3</b>	<b>200</b>

FG % 1st Half: 14-37 37.8% 2nd Half: 17-30 56.7% Game: 31-64 48.3% Deadball Rebounds 5  
 3FG % 1st Half: 0-6 0.0% 2nd Half: 3-9 33.3% Game: 3-15 20.0%  
 FT % 1st Half: 2-7 28.6% 2nd Half: 10-18 55.6% Game: 12-25 48.0%

### Iowa State 99 - 4-0

#	Player	Total		3-Ptr		FT-FTA		Rebounds		PF	TP	A	TO	Blk	Stl	Min
		FG	FGA	FG	FGA	Off	Def	Off	Def							
31	Niang, Georges	4	11	2	3	4	4	0	7	7	4	14	6	3	1	31
11	Morris, Monte	6	11	1	3	1	2	0	2	2	14	7	0	0	1	33
15	Mitrou-Long, Naz	4	6	2	4	2	2	0	1	1	3	12	3	1	0	27
01	McKay, Jameel	10	16	0	3	7	4	4	8	3	23	0	0	3	1	34
02	Nader, Abdel	6	11	2	3	2	2	9	11	4	16	1	3	1	2	26
00	Carter, Simeon	0	0	0	0	0	0	1	1	1	0	0	0	0	0	2
03	Cooke, Hallice	4	5	3	4	0	0	1	1	1	1	1	1	1	0	16
21	Thomas, Matt	2	3	2	3	0	0	2	2	4	6	2	2	1	1	27
23	Ashton, Jordan	1	1	1	1	0	0	0	0	0	3	0	0	0	0	2
33	Ernst, Brady	0	0	0	0	0	0	0	0	0	0	0	0	0	0	2
	<b>Totals</b>	<b>37</b>	<b>64</b>	<b>13</b>	<b>21</b>	<b>12</b>	<b>17</b>	<b>29</b>	<b>36</b>	<b>22</b>	<b>99</b>	<b>20</b>	<b>10</b>	<b>9</b>	<b>6</b>	<b>200</b>

FG % 1st Half: 20-29 69.0% 2nd Half: 17-35 48.6% Game: 37-64 57.8% Deadball Rebounds 2  
 3FG % 1st Half: 7-11 63.6% 2nd Half: 6-10 60.0% Game: 13-21 61.9%  
 FT % 1st Half: 5-8 62.5% 2nd Half: 7-9 77.8% Game: 12-17 70.6%

Officials: John Higgins, Doug Shows, Steve Olson  
 Technical fouls: Virginia Tech-None, Iowa State-None.  
 Attendance: 2,222

Score by periods	1st	2nd	OT	Total
Virginia Tech	30	47		77
Iowa State	52	47		99

Last FG - VT 2nd-01:43, ISU 2nd-00:15  
 Largest lead - VT by 2 1st-19:27, ISU by 32 2nd-12:24  
 VT led for :09, ISU led for 39:18, Game was tied for :33.

Points	In	Off	2nd	Fast	Bench
ISU	Paint	T/O	Chance	Break	
15	11	21	5	17	20

Score tied - 0 times.  
 Lead changed - 1 times.



## Official Basketball Box Score -- Game Totals -- Final Statistics Virginia Tech vs UAB November 28, 2015 3:30 PM Emerald Coast Classic



### Virginia Tech 82 - 4-2

#	Player	Total		3-Ptr		FT-FTA		Rebounds		PF	TP	A	TO	Blk	Stl	Min
		FG	FGA	FG	FGA	Off	Def	Off	Def							
32	Zach LeDay	4	11	0	1	7	10	5	5	10	4	15	2	2	1	29
15	Chris Clarke	3	7	0	0	4	6	5	11	16	2	10	2	4	0	39
0	Shane Henry	0	2	0	0	0	0	2	1	3	1	0	0	0	0	7
10	Justin Bibbs	3	5	2	3	0	0	0	0	0	2	8	0	1	0	31
5	Justin Robinson	4	7	1	2	0	0	0	0	0	1	9	1	3	0	21
4	Seth Allen	7	19	2	9	7	8	0	4	4	2	23	1	3	0	36
11	Devin Wilson	1	1	0	0	5	6	0	3	3	2	7	5	2	0	24
22	Johnny Hamilton	1	3	0	0	1	2	1	1	2	3	3	0	0	0	14
23	Jalen Hudson	1	2	1	1	0	0	1	1	2	1	3	1	2	0	17
24	Kerry Blackshear Jr.	2	2	0	0	0	0	1	0	1	3	4	0	0	1	7
	<b>Totals</b>	<b>26</b>	<b>59</b>	<b>6</b>	<b>16</b>	<b>24</b>	<b>32</b>	<b>17</b>	<b>29</b>	<b>46</b>	<b>21</b>	<b>82</b>	<b>12</b>	<b>17</b>	<b>3</b>	<b>225</b>

FG % 1st Half: 13-29 44.8% 2nd Half: 9-24 37.5% OT: 4-6 66.7% Game: 26-59 44.1% Deadball Rebounds 5  
 3FG % 1st Half: 3-8 37.5% 2nd Half: 2-6 33.3% OT: 1-2 50.0% Game: 6-16 37.5%  
 FT % 1st Half: 6-8 75.0% 2nd Half: 16-20 80.0% OT: 2-4 50.0% Game: 24-32 75.0%

### UAB 77 - 3-3

#	Player	Total		3-Ptr		FT-FTA		Rebounds		PF	TP	A	TO	Blk	Stl	Min	
		FG	FGA	FG	FGA	Off	Def	Off	Def								Off
04	Brown, Robert	5	15	2	5	4	7	1	2	3	2	16	5	2	0	1	39
21	Mehini, Tosin	2	3	0	0	0	2	2	4	1	4	0	2	1	0	15	
34	Lee, William	4	10	0	0	0	0	3	2	4	8	4	1	3	0	32	
02	Norton, Nick	6	12	1	0	0	0	4	4	2	17	4	0	0	0	35	
00	Baxter, Hakeem	6	13	2	4	2	2	1	0	1	5	16	1	1	0	35	
01	Watts, Denzell	0	1	0	0	0	0	0	0	0	3	0	1	3	0	9	
03	Cokley, Chris	5	7	0	0	2	2	1	7	8	1	12	1	1	2	28	
11	Williams, Dirk	0	2	0	1	0	0	1	1	0	0	0	0	0	0	1	8
22	Madson, Tyler	0	0	0	0	0	0	1	0	1	3	0	0	1	1	12	
35	Sullivan, Lewis	1	2	0	0	2	2	0	1	1	1	4	0	1	0	12	
	<b>Totals</b>	<b>29</b>	<b>65</b>	<b>9</b>	<b>26</b>	<b>10</b>	<b>18</b>	<b>10</b>	<b>20</b>	<b>30</b>	<b>22</b>	<b>77</b>	<b>16</b>	<b>12</b>	<b>7</b>	<b>5</b>	<b>225</b>

FG % 1st Half: 14-27 51.9% 2nd Half: 14-31 45.2% OT: 1-7 14.3% Game: 29-65 44.6% Deadball Rebounds 5  
 3FG % 1st Half: 4-12 33.3% 2nd Half: 4-11 36.4% OT: 1-3 33.3% Game: 9-26 34.6%  
 FT % 1st Half: 6-7 85.7% 2nd Half: 1-7 14.3% OT: 3-4 75.0% Game: 10-18 55.6%

Officials: John Higgins, Mark Whitehead, Steve Olson  
 Technical fouls: Virginia Tech-None, UAB-None.  
 Attendance: 2,222

Score by periods	1st	2nd	OT	Total
Virginia Tech	35	36	11	82
UAB	38	33	6	77

Last FG - VT 0T-00:59, UAB 0T-01:31  
 Largest lead - VT by 5 2nd-09:14, UAB by 8 1st-08:16  
 VT led for 13:45, UAB led for 26:10, Game was tied for 5:05.

Score tied - 10 times.  
 Lead changed - 12 times.



## Official Basketball Box Score -- Game Totals -- Final Statistics Northwestern vs Virginia Tech December 1, 2015 7:00 PM Cassell Coliseum, Blacksburg, Va.



## Official Basketball Box Score -- Game Totals -- Final Statistics Arkansas-Pine Bluff vs Virginia Tech December 5, 2015 3:00 PM Cassell Coliseum, Blacksburg, Va.



### Northwestern 81 - 6-1

#	Player	Total		3-Ptr		FT-FTA		Rebounds		PF	TP	A	TO	Blk	Stl	Min
		FG	FGA	FG	FGA	Off	Def	Off	Def							
20	Scottie Lindsey	1	3	1	2	0	0	0	0	3	0	3	0	0	0	12
30	Bryant McIntosh	8	15	2	3	1	2	1	4	5	2	19	4	4	0	34
34	Sanjay Lumpkin	5	7	1	2	1	3	2	5	7	3	12	3	0	0	35
14	Tre Demps	8	21	1	9	0	0	1	5	6	1	17	4	1	0	45
22	Alex Olah	2	6	1	1	0	1	2	3	1	5	1	0	0	0	30
01	Joey van Zegeren	2	3	0	0	0	1	1	2	4	0	2	1	0	0	14
23	Jordan Ash	0	1	0	0	0	0	0	0	0	1	0	0	0	0	3
32	Nathan Taphorn	4	7	3	5	0	1	2	3	2	11	0	1	0	0	21
35	Aaron Falzon	1	3	1	3	0	5	5	2	6	0	1	0	0	0	15
44	Gavin Skelly	1	1	0	0	2	2	1	0	1	3	4	1	1	0	10
	<b>Totals</b>	<b>32</b>	<b>67</b>	<b>10</b>	<b>26</b>	<b>7</b>	<b>11</b>	<b>8</b>	<b>28</b>	<b>36</b>	<b>21</b>	<b>81</b>	<b>15</b>	<b>12</b>	<b>5</b>	<b>225</b>

FG % 1st Half: 17-30 56.7% 2nd Half: 12-29 41.4% OT: 3-8 37.5% Game: 32-67 47.8% Deadball Rebounds 2  
 3FG % 1st Half: 6-14 42.9% 2nd Half: 2-9 22.2% OT: 2-3 66.7% Game: 10-26 38.5%  
 FT % 1st Half: 5-7 71.4% 2nd Half: 2-4 50.0% OT: 0-0 0.0% Game: 7-11 63.6%

### Virginia Tech 79 - 4-3

#	Player	Total		3-Ptr		FT-FTA		Rebounds	
---	--------	-------	--	-------	--	--------	--	----------	--



# 2015-16 Box Scores



Official Basketball Box Score -- Game Totals -- Final Statistics  
 Virginia Tech vs Radford  
 December 9, 2015 7:00 PM Radford, VA (Dedmon Center)



## Virginia Tech 74 • 6-3

#	Player	Total FG-FGA	3-Ptr FG-FGA	FT-FTA	Rebounds			PF	TP	A	TO	Blk	Stl	Min
					Off	Def	Tot							
23	Jalen Hudson	g 5-9	0-0	2-5	0	2	2	12	2	1	1	3	23	
32	Zach LeDay	f 3-7	0-0	1-2	3	6	9	3	7	3	1	1	27	
11	Devin Wilson	g 3-3	1-1	0-0	0	3	3	2	7	5	2	0	27	
15	Chris Clarke	f 2-4	0-0	0-0	0	3	3	2	4	1	1	0	22	
10	Justin Bibbs	g 4-9	1-2	2-5	0	2	2	1	11	1	0	0	34	
04	Seth Allen		5-12	1-5	6-9	0	2	2	17	2	1	0	23	
05	Justin Robinson		0-3	0-0	3-4	0	0	0	3	3	1	0	12	
24	Kerry Blackshear Jr.		6-9	0-0	1-3	3	5	8	4	0	1	1	32	
	Team				2	2	4							
<b>Totals</b>		<b>28-56</b>	<b>3-8</b>	<b>15-28</b>	<b>8</b>	<b>25</b>	<b>33</b>	<b>16</b>	<b>74</b>	<b>17</b>	<b>8</b>	<b>3</b>	<b>9</b>	<b>200</b>

FG % 1st Half: 17-33 51.5% 2nd Half: 11-23 47.8% Game: 28-56 50.0% Deadball Rebounds  
 3FG % 1st Half: 3-6 50.0% 2nd Half: 0-2 0.0% Game: 3-8 37.5%  
 FT % 1st Half: 4-6 66.7% 2nd Half: 11-22 50.0% Game: 15-28 53.6% 8

## Radford 65 • 5-5

#	Player	Total FG-FGA	3-Ptr FG-FGA	FT-FTA	Rebounds			PF	TP	A	TO	Blk	Stl	Min
					Off	Def	Tot							
00	BROWN, Kion	f 5-8	0-0	2-2	3	0	3	2	12	0	0	0	0	22
55	HOLCOMB, Brandon	f 5-6	0-0	3-4	1	10	11	3	13	0	1	1	0	28
05	DAVIS, Rashun	g 2-11	0-3	0-0	0	0	0	4	4	4	5	0	1	31
14	COUSIN, Justin	g 0-4	0-4	0-0	0	0	0	0	0	1	1	0	0	12
03	JONES, Cameron	g 6-13	3-6	1-2	2	1	3	4	16	1	4	0	0	27
01	OWENS, Taj		2-5	0-1	6-6	2	0	2	1	10	3	1	0	14
10	TANNER, Caleb		0-0	0-0	0	0	0	0	0	0	0	0	0	0+
11	ANDERSON, YaYa		3-9	0-4	0-0	1	3	4	2	6	0	0	0	27
24	POLITE JR, Ed		1-1	0-0	0-3	3	2	5	1	2	0	0	1	23
25	LUTETE, Christian		0-2	0-2	0	5	5	2	0	1	1	0	0	9
45	BOLSTAD, Darius		1-1	0-0	1	1	2	1	2	0	1	0	0	7
	Team				1	3	4							
<b>Totals</b>		<b>25-60</b>	<b>3-20</b>	<b>12-17</b>	<b>14</b>	<b>25</b>	<b>39</b>	<b>20</b>	<b>65</b>	<b>10</b>	<b>14</b>	<b>2</b>	<b>4</b>	<b>200</b>

FG % 1st Half: 10-29 34.5% 2nd Half: 15-31 48.4% Game: 25-60 41.7% Deadball Rebounds  
 3FG % 1st Half: 1-10 10.0% 2nd Half: 2-10 20.0% Game: 3-20 15.0%  
 FT % 1st Half: 6-8 75.0% 2nd Half: 6-9 66.7% Game: 12-17 70.6% 1

Officials: Matthew Potter, Sean Casady, Tim Comer  
 Technical fouls: Virginia Tech-None. Radford-None.  
 Attendance: 4,013

Score by periods	1st	2nd	Total
Virginia Tech	41	33	74
Radford	27	38	65

	Points	In Paint	Off T/O	2nd Chance	Fast Break	Bench
VT	13	4				33
RAD	10	17				20

Last FG - VT 2nd-00:06, RAD 2nd-00:06  
 Largest lead - VT by 20 1st-10:28, RAD None  
 VT led for 39:22, RAD led for :00. Game was tied for :38.

Score tied - 0 times.  
 Lead changed - 0 times.