

HOKIES

Basketball

Game 25

2014-15 Game Notes

(10-14, 2-9)

Date	Opponent		
11/14	UMES (ESPN3)	W	71-86
Cancun Challenge (Blacksburg, Va.)			
11/19	LIBERTY# (ESPN3)	W	73-63
11/22	APPALACHIAN STATE (ESPN3)	L	63-65
Cancun Challenge (Cancun, Mexico)			
11/25	vs. Northern Iowa# (CBSSN)	L	54-73
11/26	Miami University# (CBSSN)	W	78-63
Cancun Challenge (Blacksburg, Va.)			
11/30	MORGAN STATE# (ESPN3)	W	83-63
ACC/Big Ten Challenge (University Park, Pa.)			
12/ 3	at Penn State (ESPN3)	L	58-61
12/ 7	RADFORD (ESPN3)	L	66-68
12/14	ALABAMA A&M (ESPN3)	W	65-55
12/20	THE CITADEL (ESPN3)	W	64-61
12/22	VMI (ESPN3)	W	87-74
12/27	PRESBYTERIAN (ESPN3)	W	87-65
12/30	at 17/15 West Virginia (ESPN3)	L	51-82
1/ 3	SYRACUSE* (RSN)	L	66-68
1/ 6	at Florida State* (RSN)	L	75-86
1/13	at 6/7 Louisville* (RSN)	L	63-78
1/18	at 15/16 UNC* (ESPN3)	L	53-68
1/22	8/9 NOTRE DAME* (RSN)	L	60-85
1/25	2/2 VIRGINIA* (ACCN)	L	47-50
1/27	PITTSBURGH* (ESPN3)	W	70-67
1/31	at Wake Forest* (RSN)	L	70-73
2/ 3	at Syracuse* (ESPN3)	L	70-72
2/ 7	FLORIDA STATE* (ACCN)	L	65-73
2/ 9	GEORGIA TECH* (ESPN3)	W	65-63
2/14	at Clemson*	Noon	RSN
2/18	at Miami*	7 p.m.	RSN
2/21	at NC State*	6 p.m.	ESPN2
2/25	DUKE*	9 p.m.	ESPN2
2/28	at Virginia*	4 p.m.	ACCN
3/ 2	BOSTON COLLEGE*	9 p.m.	ESPN3
3/ 7	MIAMI*	Noon	RSN
3/10-14	ACC Tournament (Greensboro Coliseum, Greensboro, N.C.)		ACCN/ESPN/ESPN2

* - Atlantic Coast Conference Games
- Cancun Challenge
All times are EST and are subject to change

Note - The ACC's regional sports network (RSN) consists Fox Sports South, Fox Sports Carolinas, Fox Sports Florida, Sun Sports, Fox Sports Indiana, Fox Sports Midwest, Comcast SportsNet Mid-Atlantic, NESN, YES Network, MSG Network and ROOT Sports.

Follow us on Twitter

@VT_MBall

Virginia Tech Athletics Communications

Primary Contact

Bill Dyer - Associate Director
wdyer@vt.edu
(o) - 540-231-8853
(c) - 540-998-5906

Secondary Contact

Rachel Perreault - Assistant Director
rachelp5@vt.edu
(o) - 540-231-2228



Virginia Tech
(10-14, 2-9)



Clemson
(14-10, 6-6)

Today's Tech Topics

Hokies begin long road swing on Saturday as they travel to Littlejohn to face Clemson

Sat., Feb. 14, 2015 • Noon
Littlejohn Coliseum (10,000)
Clemson, S.C.

Series vs. CU: VT, 15-4

Series Streak: CU, one

Last Meeting vs. the Tigers:

CU, 56-49, 1-15-14, Cassell Coliseum

Live Stats: clemson.tigers.com

Television

Regional Sports Networks

Wes Durham & Dan Bonner

Radio

Virginia Tech IMG Sports Network

Bill Roth & Mike Burnop



Also available on:

Satellite: Sirius: 134 XM: 193

(Clemson broadcast)

Digital: Hokies Xtra & Tuneln

(free on downloaded apps)

HokieVision

This week's @VT_MBall on HokieVision:

<http://www.hokiesports.com/videos/#!/videos/all/hoOGlxzrSv-8PBdm21MlzoIqeFrRgg7>

Today's #Hashtags

#Hokies

#VTvsCU

About Today's Game

The Hokies enter today's game 10-14 overall and 2-9 in ACC action ... Clemson is 14-10 overall and 6-6 in conference play ... This is the only meeting between the two schools this season.

Last Time Out: VT 65, GT 63

The Hokies earned their second ACC win of the season with a 65-63 thriller over Georgia Tech on Monday night in Cassell Coliseum ... Tech trailed by 10 points with five minutes remaining, but took their first lead of the second half on a **Malik Müller** three-pointer from the corner with 16.1 second remaining to claim the victory ... Müller led the Hokies with 17 points and four assists ... **Adam Smith** added 15 points and **Shane Henry** scored 10 points in the win ... Tech was out rebounded 39-27, but the Hokies shot 52.1 percent from the field, including 41.7 percent from three ... The Hokies held the Yellow Jackets to just 37.7 percent from the floor, including 21.1 percent from three-point range.

Series Against the Tigers


This will be the 30th meeting between the two schools, in a series that began in 1925 ... The Hokies lead the all-time series, 15-14 ... Tech lost the last meeting, a 56-49 loss in Cassell Coliseum last January ... Virginia Tech is 5-8 against Clemson in road games, and 2-8 in games in Littlejohn Coliseum ... Tech is 7-10 in conference games against Clemson ... The Hokies defeated the Tigers, 59-57, in Cassell Coliseum on Jan. 15, 2005 to earn their first-ever ACC victory ... Of the previous 29 meetings, 27 have been in the regular season ... Tech defeated Clemson, 68-63, in the 2012 ACC Tournament in Philips Arena in Atlanta and the Hokies defeated the Tigers, 62-54, in the opening round of the 1995 NIT in Cassell Coliseum.

Hokies and Tigers Keep It Close

The series between the Hokies and Tigers has had a habit of producing close games ... Since Tech joined the ACC in the 2004-05 season, 11 of the 16 games have been decided by five-or-fewer-points ... Almost all of the games have been decided in the last minute of the game ... Since Virginia Tech joined the ACC, Clemson has scored a total of six more points than the Hokies ... In ACC play, only one of the Clemson - Virginia Tech match-ups has seen a double-figure victory, as Tech downed the Tigers, 70-59, in Cassell Coliseum on Feb. 6, 2010.

Müller Makes the Shot

Virginia Tech redshirt freshman **Malik Müller** has been stepping up his play of late and never was it more obvious in the win over Georgia Tech ... Müller, making his 12th start of the season and fifth in ACC play, played 27 minutes and led the Hokies with 17 points and four assists ... Of even more importance was his three-pointer with 16.1 seconds remaining to give the Hokies their first lead of the second half ... Müller made six-of-his eight field goal attempts, including three-of-his-five three-point attempts.



Malik Müller

Johnston Questionable for Clemson

Virginia Tech senior **Will Johnston** had a soft-tissue surgical procedure on his right elbow on Feb. 2 and is questionable to play in today's game, after missing the last three games ... He will be continually evaluated by the medical staff.



Will Johnston

Smith for 3!

In the win over Pittsburgh, **Adam Smith** was 6 for 11 from three-point range and made a three-pointer with 0.7 seconds remaining in regulation to send the game to overtime and then, with 3.4 seconds remaining in the extra session, nailed his final three-pointer of the night to give the Hokies their first ACC win of the season ... The six three-pointers ties Smith's career-high and is the most for him in an ACC game and is tied for the most by a Tech player in an ACC game ... Smith is second in the conference in three-pointers made in ACC games.



Adam Smith

Hudson Steps Up

Virginia Tech freshman **Jalen Hudson** had a career night in the Carrier Dome ... Hudson came off the bench to post career-highs in points (18), minutes played (30) and rebounds (7) ... Hudson made seven of 11 field goal attempts, including two of four from three-point range and he made both of his free throw attempts.



Jalen Hudson

Young Minutes

Virginia Tech freshmen are playing 51.3 percent of the minutes so far this season ... That is the highest percentage of minutes for freshmen by any team in the conference ... Second among ACC schools is Duke, at 47.8 percent ... In ACC play, the Hokies are at 51.8 percent, second is Duke at 50.3 percent ... Tech's numbers a skewed a bit, as Tech's second-leading scorer, **Justin Bibbs**, missed four games in ACC play due to a concussion ... Bibbs averages 30.4 minutes per game overall and 29.7 minutes per game in ACC action.

Sell Outs


The Hokies' home game against Virginia on Jan. 25 was the school's first sellout of the season ... The Duke game on Feb. 25 is also a sellout ... These games mark Tech's first sellouts since the final home game of the 2011-12 season ... The Hokies hosted No. 8/9 Notre Dame in front of a crowd of 7,451 ... That was the largest home attendance since Feb. 21, 2013, when 7,585 watched the Hokies and No. 6 Duke, prior to Sunday's sellout against UVA ... So far this season, the Hokies are averaging 5,494 in attendance at Cassell Coliseum in all games, a number that improves to 7,085 for ACC games ... Last season, after the 15th home game, the Hokies were averaging 4,812 in home attendance and after five home ACC games, Tech was averaging 4,985 in home attendance for ACC game ... Tech has three remaining home games, all ACC games and one of those, the Feb. 25 game against Duke, has already sold out.

Tough Defense

In the home loss to Florida State, the Hokies forced 20 turnovers ... That is the most forced by Tech against ACC competition this season and the second-most forced overall this season ... It is the most turnovers forced in an ACC regular game by Tech since forcing 20 turnovers on March 3, 2010 against NC State in Cassell Coliseum ... The last time the Hokies forced more than 20 turnovers in an ACC game was on Jan. 16, 2010, when Tech forced 23 turnovers at No. 25 Florida State.

Productive Line

In the loss at Syracuse, **Shane Henry** came off the bench and was only able to play seven minutes due to foul trouble ... But it was quite a productive seven minutes, as Henry had nine points, a team-high eight rebounds and a blocked shot during his time on the court ... He scored six points in nine minutes against Florida State and on Monday, continued the trend, by tying a career-high with 10 points in just 12 minutes of action.



Shane Henry

Big Day for Hill

Virginia Tech freshman guard **Ahmed Hill** posted his best career day for the Hokies in the home game against Florida State ... Against the Seminoles, Hill scored a career-high 19 points ... He was six-of-nine from the field, including a career-best four three-pointers.




Ahmed Hill

On the Road Again

Today begins the Hokies' second, three-game road swing of the ACC season ... Earlier this season, Tech played at Florida State, No. 6 Louisville and No. 15 North Carolina in succession ... The current stretch will see the Hokies play three road games in eight days ... Tech is one of four ACC teams with a stretch of three-consecutive road games, but the only ACC team with two such stretches.

Beyer Earns Academic Award

Christian Beyer has been named to the Capital One Academic All-District 3 first team ... The senior from New Bern, North Carolina, will now advance onto the national ballot, for voting later this month ... Beyer, a former walk-on who has earned a scholarship, will graduate in May with a degree in human nutrition, food & exercise and is in the process of interviewing and being accepted into medical school.



Christian Beyer

Mixing It Up

In the win over Georgia Tech, the Hokies used their 11th different starting line-up of the season ... That is the most different starting line-ups for the Hokies in a single season since 11 different starting line-ups were used in the 2008-09 season, the most for Virginia Tech since joining the ACC in the 2004-05 season ... Tech used 10 different starting line-ups a season ago.

Ch-Ch-Ch-Changes

In recent games, Virginia Tech head coach **Buzz Williams** has made a change and is now playing **Malik Müller** at the "4" spot ... In the win over Pittsburgh, Müller stepped up and had his most-productive game of his collegiate career, scoring a career-high 22 points, with four rebounds, three assists and three steals ... He becomes the second Virginia Tech freshman (along with **Justin Bibbs**) to score at least 20 points in a game this season ... The 22 points is the first double-figure scoring game for Müller since he netted 15 points in the season-opening win over UMES.

Production Off the Bench

The Hokies have scored 1,604 total points this season ... Of that number, 897 points have come from the starting five of each game and the remaining 707 points come from reserves ... Tech's bench accounts for 44.1 percent of its scoring in games ... Three of the top-five bench scoring performances among ACC teams this season have come from the Hokies, including the top performance, the 55 points off the bench in the win over Pittsburgh ... Four of the five top individual bench scoring performances in the league this season have been by a Hokie, including **Adam Smith's** two, 26-point performances ... Tech leads the ACC in bench points, at 28.1 bench points per game and has 16 games of 25-or-more-points off the bench this season.

Hokies in Overtime

With the overtime win over Pittsburgh, the Hokies are now 61-46 all-time in overtime games ... Tech is 1-0 this season and was 1-1 in overtime games last season ... Tech is 27-24 in road overtime games, 27-9 in home overtime games, and 7-13 on neutral courts ... Tech is 14-6 in ACC overtime games ... Tech is 3-7 all-time in overtime games against ranked teams ... Tech is 5-9 in double-overtime games and 1-2 in triple overtime games.

Stingy Defense

The Hokies held No. 2/2 Virginia to just 50 points in the game in Cassell Coliseum ... That is the Cavaliers' second lowest point total of the season and the fewest points UVA has scored against the Hokies since Tech defeated the Cavaliers, 47-45, in Charlottesville in 2012 ... The 50 points is the fewest for an ACC opponent against the Hokies since Feb. 15, 2014, when Tech defeated Miami, 52-45, in Cassell Coliseum.

Balanced Attack

In the loss at Wake Forest, the Hokies placed six players in double figures ... That marks the first time six Hokies have scored in double figures in a game since a 94-65 win over the Demon Deacons on Jan. 15, 2001.

Bibbs Returns

Virginia Tech freshman guard **Justin Bibbs**, who had missed the four previous games due to a concussion suffered in practice prior to the UNC game, returned to action in the loss at Wake Forest ... He played 20 minutes in the contest and scored 10 points for the Hokies ... He played 30 minutes and led all scorers with 19 points at Syracuse.



Justin Bibbs

It is Better to Give

At West Virginia, **Devin Wilson** handed out his 200th career assist as a Hokie, in just his 44th game ... Wilson now has a career average of 4.5 assists per game, higher than Malcolm Delaney, Jamon Gordon, Al Young or Dell Curry, second through fifth on the Virginia Tech all-time assists list ... All-time leader Bimbo Coles averaged 4.8 assists per game ... Wilson needs just one assist to reach 250 for his career.



Devin Wilson

A Tough Stretch

The Hokies returned home to face No. 8/9 Notre Dame on Jan. 22 and No. 2/2 Virginia ... Those games, along with the games at No. 6/7 Louisville and No. 15/16 North Carolina became the first time in school history that the Hokies have faced four-consecutive top-15 teams ... In addition to these four games, Tech has also played West Virginia, which was ranked No. 17/15 when the two teams met ... Also, the Hokies have faced current No. 14/15 Northern Iowa in Cancun, but the Panthers were not ranked at that time ... The last time an ACC school had such a stretch was North Carolina in the 2009 NCAA Tournament ... The last time an ACC team faced such a stretch in the regular season was NC State in 2001.

A Step Further

With No. 8/9 Notre Dame and No. 2/2 Virginia playing in Cassell Coliseum earlier this season, it marked the first time that the Hokies have played consecutive games against top-10 teams since Feb. 28 and March 4, 2009, when Tech hosted No. 7 Duke and No. 2 North Carolina ... It is only the second time in school history this has happened.

Give to Us, Not to Them

Devin Wilson has begun ACC action this season taking great care of the ball ... After eight games, Wilson has 47 assists and just 20 turnovers in 341 minutes of action.

Heady Times for Beyer

As the Hokies began classes for the spring semester, head coach **Buzz Williams** announced that **Christian Beyer** has been awarded a scholarship for the semester, his final at Virginia Tech ... Beyer, a three-year member of the men's basketball team, has made three career starts for the Hokies and last spring was named the recipient of the Skelton Award, given annually to the top academic male junior student-athlete at Virginia Tech ... In the Notre Dame game, Beyer came off the bench and made his first three-pointer of the season and seven points, three rebounds and a steal in just seven minutes of action, all coming in the second half ... In the morning of Tuesday, Jan. 27, Beyer learned that he had been accepted to medical school at UNC and later that night, played a career-high 28 minutes, scored seven points and grabbed five rebounds in the Hokies' win over Pittsburgh ... He had 10 points and a team-high six rebounds at Wake Forest.

A Strong Start

Justin Bibbs scored 22 points in the home game against Syracuse, tying his then-career-high ... He followed that with a new career-high 25 points in the loss at Florida State ... Following his 19-point game at Syracuse, Bibbs now has 14 games in double-figures and four games of 20-or-more points ... That marks the first time that a Virginia Tech freshman has achieved that feat since Dell Curry recorded five games of 20-or-more points in his freshman season of 1983-84.

A Young Three

In Tech's win over UMES, freshmen **Malik Müller**, **Justin Bibbs** and **Ahmed Hill** all scored in double-figures ... That marked the first time since Nov. 18, 2000 that three freshmen making their collegiate debuts for the Hokies all scored in double figures ... That night, a 92-68 win over VMI, Carlos Dixon (21 points), Chris Exilus (20 points) and Bryant Matthews (17 points) pulled off the same feat ... In the win over Presbyterian, three freshmen, Hill, Bibbs and **Jalen Hudson** scored in double-figures ... In the loss at Wake Forest, Hill, Müller and Bibbs all scored in double-figures.

Even More Bibbs

Justin Bibbs grabbed a career-high 11 rebounds in the loss to Syracuse to go along with his 22 points and recorded his first career double-double ... His double-double was the first by a Tech freshman this season and the first by a Tech freshman since Jan. 22, 2014, when Trevor Thompson had 10 points and 12 rebounds in a loss to Wake Forest.

Points for Pondering

Led VT in Scoring: Smith (12), Bibbs (5), van Zegeren (3), Hill (3), Müller (2), Beyer (1), Pierce (1)

Double Figure Scoring Games: Smith (18), Bibbs (14), Wilson (9), van Zegeren (8), Hill (8), Hudson (4), Müller (4), Henry (2), Beyer (2), Pierce (1)

40-point Games: none

30-39-point Games: none

20-29-point Games: Bibbs (4), Smith (4), Müller (1)

Led VT in Rebounding: van Zegeren (4), Henry (8), Hill (3), Müller (3), Beyer (3), Pierce (2), Smith (2), Wilson (2), Bibbs (1)

Double Figure Rebounding Games: van Zegeren (2), Henry (1), Bibbs (1)

Led VT in Assists: Wilson (15), Bibbs (6), Hudson (3), Hill (2), Müller (2), van Zegeren (1), Beyer (1)

Double Figure Assist Games: Wilson (1)

Double-Doubles: van Zegeren (2), Wilson (1), Bibbs (1)

Most Points in a Half: 51 (1st vs. VMI)

Fewest Points in a Half: 20 (2nd vs. UVA)

Most Points Allowed in a Half: 53 (1st at FSU)

Fewest Points Allowed in a Half: 17 (1st vs. MU)

Largest Lead: 29 pts. (67-38 vs. MU)

Largest Deficit: 29 pts. (63-34 at Louisville)

Largest Margin of Victory: 25 pts. (71-46 vs. UMES)

Largest Margin of Defeat: 31 pts. (82-51 at WVU)

Largest Deficit Overcome in a Victory: 10 pts. (58-48 vs. Georgia Tech)

Largest Lead Lost in a Loss: 13 pts. (63-50 at Syracuse)

Largest Halftime Lead: 24 pts. (51-27 vs. VMI)

Largest Halftime Deficit: 19 pts. (42-23 vs. Syracuse & 43-24 at Louisville)

Largest Halftime Deficit Overcome in a Victory: 5 pts. (27-22 vs. The Citadel & 31-26 vs. Georgia Tech)

Largest Halftime Lead Lost in a Loss: N/A

Average Margin of Victory: 12.3 ppv

Average Margin of Defeat: 10.1 ppl

Average Margin: -0.8

** - Includes ties*

Youthful Points

The Hokies' five freshmen are averaging 36.5 points per game and the 814 points account for 50.7 percent of the team's scoring ... The group has made 57 of the 120 available starts and has 31 games of double-figure scoring, including five games of 20-or-more points ... All five freshmen have scored in double figures in a game so far this season and two, **Justin Bibbs** and **Malik Müller**, have recorded 20-plus point games ... That marks the most freshmen to score in double figures in a game in a single season since the 2007-08 season, when Malcolm Delaney, Jeff Allen, Hank Thorns, Dorenzo Hudson and J.T. Thompson all had single games in double figures ... In all, 10 different Hokies recorded games in double figures during non-conference play this season.

TOP INDIVIDUAL PERFORMANCES

VIRGINIA TECH

Points

26	Adam Smith vs. Miami U.
26	Adam Smith vs. Pitt
25	Justin Bibbs at FSU
24	Adam Smith at FSU
22	Justin Bibbs vs. Miami U.
22	Adam Smith vs. MSU
22	Justin Bibbs vs. Syracuse
22	Malik Müller vs. Pitt
20	Justin Bibbs vs. VMI
19	Adam Smith at Louisville
19	Justin Bibbs at Syracuse
19	Ahmed Hill vs. Florida State (H)
19	Adam Smith vs. Florida State (H)
18	Joey van Zegeren at Penn State
18	Ahmed Hill vs. Presbyterian
18	Jalen Hudson at Syracuse
17	Joey van Zegeren vs. Liberty
17	Malik Müller vs. Georgia Tech
16	Justin Bibbs at Penn State
16	Adam Smith vs. The Citadel
16	Devin Wilson vs. VMI
15	Malik Müller vs. UMES
15	Justin Bibbs vs. UMES
15	Joey van Zegeren vs. UNI
15	Jalen Hudson vs. Presbyterian
15	Justin Bibbs at Louisville
15	Adam Smith vs. UVA
15	Adam Smith vs. Georgia Tech
14	twice

Rebounds

13	Shane Henry vs. VMI
11	Justin Bibbs vs. Syracuse
10	twice

Assists

11	Devin Wilson vs. MSU
9	Devin Wilson vs. Liberty
8	Devin Wilson vs. Syracuse
7	Devin Willson at FSU
7	Devin Wilson vs. Pitt
6	thrice

Steals

4	Malik Müller vs. Liberty
3	seven times

Blocks

6	Joey van Zegeren vs. MSU
3	Shane Henry vs. UMES
3	Shane Henry vs. MSU
3	Shane Henry vs. VMI

What's Next?

The Hokies head south to the sunny climes of Miami, as they face the Hurricanes on Wednesday ... The game will tip at 7 p.m. and will be shown on regional sports networks.

OPPONENTS

Points

27	Ashton Moore, The Citadel
25	R.J. Price, Radford
22	Xavier Rathan-Mayes, FSU (A)
21	Blake Bozeman, MSU
20	Ladarius Tabb, AAMU
19	Frank Eaves, App. State
19	Jordan Downing, Presbyterian
19	Codi Miller-McIntyre, Wake Forest
18	D.J. Newbill, Penn State
18	Tim Marshall, VMI
18	Jawan Staten, WVU
18	Trevor Cooney, Syracuse (H)
18	Jerian Grant, Notre Dame
18	Michael Gbinjie, Syracuse (A)
18	Trevor Cooney, Syracuse (A)
17	Nicholas West, AAMU
17	Rakeem Christmas, Syracuse (H)
17	Pat Connaughton, Notre Dame
17	Jamel Artis, Pitt
17	Charles Mitchell, Georgia Tech
16	Devon Bookert, FSU (A)
16	Montay Brandon, FSU (H)
16	Terry Rozier, Louisville
16	Zach Auguste, Notre Dame
16	Justin Jackson, UNC
15	Cedric Blossom, MSU
15	Wayne Blackshear, Louisville
15	Dinos Mitoglou, Wake Forest
15	Mitchell Wilbekin, Wake Forest
15	Rakeem Christmas, Syracuse (A)
14	thrice
13	6 times

Rebounds

17	Tyler Roberson, Syracuse (H)
16	Ladarius Tabb, AAMU
13	William Truss, Presbyterian
12	Rakeem Christmas, Syracuse (A)
11	Tommy Spagnolo, App. State
11	Cedric Blossom, MSU
11	Nicholas West, AAMU
11	Devin Williams, WVU
11	Brice Johnson, UNC
11	Tyler Roberson, Syracuse (A)
10	five times

Assists

11	Chris Jones, Louisville
11	Xavier Rathan-Mayes, FSU (H)
8	Rashun Davis, Radford
8	Rakiya Battle, AAMU

Steals

5	Jevon Carter, WVU
4	Ladarius Tabb, AAMU
4	Michael Gbinjie, Syracuse (A)
4	Rakeem Christmas, Syracuse (A)
3	four times

Blocks

6	Phillip Anglade, VMI
5	Rakeem Christmas, Syracuse (A)
3	6 times

Bibbs was Honored

Freshman guard **Justin Bibbs** was named the ACC Rookie of the Week, for the week ending Dec. 28, 2014 ... Bibbs scored 20 points to lead the Hokies to the win over VMI and 13 points to go along with six rebounds and four assists in the win over Presbyterian.

Where to Find It

Many Virginia Tech men's basketball facts are available on hokiesports.com ... Below is a listing of URLs that may be helpful to the media.

The Last Time:

<http://www.hokiesports.com/lasttime.html>

Tech's all-time games vs. ranked opponents:

<http://www.hokiesports.com/mbasketball/rankedopp.html>

Opponent History:

<http://www.hokiesports.com/mbasketball/opponents.html>

Past Schedules:

<http://www.hokiesports.com/mbasketball/pastschedules.html>

All-time overtime games:

<http://www.hokiesports.com/lasttime.html> go to men's basketball and toggle the "Show Only OT Games" button

The Last Time page is customizable to search a wide range of topics.

Player bio pages have career highs, multiple splits and career game-by-game stats.

Virginia Tech Media Policies

Virginia Tech has changed its post-game policies on the road ... Immediately following the game, head coach **Buzz Williams** will address the team in the locker room ... After a "cooling-off" period, he will leave the locker room to do his radio interviews ... Following Coach Williams' radio obligations, he will proceed directly to the post-game interview room and make his post-game remarks to the media there ... When Coach Williams completes his post-game remarks in the interview room, 2-3 Virginia Tech players will be available in the hall outside the team locker room ... This area will NOT be the post-game interview room ... This will be the only availability for Virginia Tech players post-game.

Family Ties

Tech senior **Christian Beyer's** step-brother, Sasha Seymore, is a senior walk-on of the UNC team this season ... This is Beyer's third season on the Tech roster, while this is Seymore's first year on the Carolina squad ... Both excel in the classroom, as well, as Beyer won the 2014 Skelton Award, given annually by Virginia Tech to the top academic male and female student-athletes and Seymore attends Carolina on a Morehead-Cain Scholarship, the most prestigious academic scholarship awarded at UNC and is the senior class president at UNC ... Seymore tore his ACL against UAB and will miss the remainder of the season.

Virginia Tech Athletics Communications

ON THE INTERNET

WHO TO CONTACT

www.hokiesports.com

The official Web site of Virginia Tech athletics provides media and fans with schedules, results, rosters, bios, statistics, general releases and game notes on the Hokies.

The Gameday section has live stats, radio and television coverage information and other pertinent information. This section is for home games only.

The improved HokieVision page offers a wide range of fun, insightful and useful videos on and about the Hokies.

hokiesports.com/media

A media-only Web site is designed to make the media's job easier. Here you will find high-resolution, color mug shots of every Hokie basketball player and coach available to download. Please contact the Athletics Communications Office for access to this media-only site.

Twitter

Follow the Hokies on Twitter @VT_MBBall.

Instagram

Follow the Hokies on Instagram @vthokiemb.

#HokieHuddle

The newest feature on hokiesports.com, #HokieHuddle gives fans and other interested individuals a behind-the-scenes look at all Virginia Tech sports. The men's basketball Huddle, available from a link off of the men's basketball page, offers videos, photo galleries, tweets, instagams and blogs about the Hokies.

<http://www.hokiesports.com/mbasketball/huddle/>

www.theacc.com

Updated standings, results, schedules, statistics and notes are posted each week during the season.



Request for Interviews

Men's Basketball ACO

Bill Dyer
(540) 231-8852 - office
(540) 998-5906 - cell
wdyer@vt.edu

Secondary Contact

Rachel Perreault
(540) 231-2228 - office
(603) 767-6492 - cell
rachelp5@vt.edu

Requests for Photos

Director of Photography

Dave Knachel
(540) 231-1838
dknachel@vt.edu



Bill Dyer
Associate Director of
Athletics Communications



Rachel Perreault
Assistant Director of
Athletics Communications

Coming Attractions

On Wednesday, Nov. 12, Virginia Tech announced the signings of three players to National Letters of Intent ... Chris Clarke is a 6-6, 185 lbs., wing from Virginia Beach, Virginia ... Justin Robinson is a 6-1, 170 lbs. point guard from Manassas, Virginia ... Kerry Blackshear Jr., is a 6-8, 230 lbs., forward from Orlando, Florida ... This trio will enroll at Virginia Tech in the fall of 2015.

Our Name, Please

When referring to Virginia Tech, we ask that you please leave it at that - Virginia Tech ... Virginia Tech University is not now and never has been a name for the school ... The official name of the university is Virginia Polytechnic Institute and State University ... "Vah Tech", VPI, VPI&SU, VPI and SU and Va. Tech are also not recognized names and should not be used ... VT is acceptable as a shortened, agate form ... When referring to the school by its nickname, please use "Hokies" ... Your help in these matters is appreciated.

What is a Hokie?

That's the most frequently asked question regarding Virginia Tech athletics ... The answer leads all the way back to 1896 when Virginia Agricultural and Mechanical College changed its name to Virginia Polytechnic Institute ... With the change came the necessity for writing a new cheer and a contest for such a purpose was held by the student body ... Senior O.M. Stull won first prize for his "Old Hokie" yell which still is used today ... Later, when asked if "Hokie" had any special meaning, Stull explained the words he used had no hidden or symbolic meaning, but had been thought up in an effort to get attention ... Hokie soon became a nickname for all Tech teams and for those people loyal to Tech athletics.

Head Coach Buzz Williams



Buzz Williams begins his first season as the head men's basketball coach at Virginia Tech. Williams comes to the Hokies following six seasons as the head coach of the Marquette Golden Eagles. At Marquette, Williams had a record of 139-69 and led the team to five NCAA appearances, including a trip to the regional finals in the 2012-13 season, the same season the team won the Big East Conference regular season title. Williams led the Golden Eagles to a 69-39 Big East Conference record during his time in Milwaukee. Six Marquette players have made it to the NBA during Williams' tenure.

"I am extremely excited about welcoming Buzz Williams to the Hokie Nation," Virginia Tech Director of Athletics Whit Babcock said at the time of Williams' hiring in March. "Buzz is a proven winner who has earned his way up through the ranks with a strong track record of success. I am confident he will energize our fan base and help make Virginia Tech basketball competitive in the Atlantic Coast Conference. I know he will recruit at the highest level."

"It's never easy to leave a great school like Marquette, where I spent seven wonderful years, six as the head coach," Williams said. "But this is a special situation to work at a place like Virginia Tech. I've heard tremendous things about this terrific institution and this is an outstanding opportunity to build a

program. My family and I look forward to becoming a part of this great university and community, and taking on the challenges associated with succeeding in the ACC."

Williams was an assistant at Marquette in the 2007-08 season. MU concluded the year 25-10 and advanced to the second round of the NCAA Tournament for the first time since 2003.

His coaching career has included stints as an assistant, associate head and head coach. He has been at the NCAA Division I level for 19 seasons, and 2013-14 was his seventh campaign as a head coach. Williams has recruited and coached over 20 players who have earned all-conference accolades, including two league players of the year, two conference freshmen of the year and four Associated Press All-Americans.

Williams arrived in Milwaukee after serving for one season as the head coach at the University of New Orleans. He guided the Privateers to a 14-win campaign in 2006-07 and his roster featured Bo McCalebb, the Sun Belt Conference Player of the Year. UNO claimed fourth place in the Sun Belt's Western Division and advanced to the league tournament quarterfinals. The squad claimed as many victories on the road that season as it had in the previous three seasons combined. His recruiting class for the 2007-08 season was ranked in the top-50 nationally by HoopScoopOnline.com.

Prior to UNO, Williams served as an assistant coach and recruiting

coordinator at Texas A&M for two seasons (2004-05 and 2005-06) under head coach Billy Gillispie. Both of his recruiting classes with the Aggies were ranked among the best in the nation and featured some of the top-ranked talent at the prep level. The squad made its first NCAA Tournament appearance in 25 years in 2005-06 and the previous team posted the top turnaround in the nation, improving its win total in 2004-05 by 14 games compared to 2003-04.

Williams spent four seasons (2000-01 through 2003-04) at Colorado State, serving as an assistant the first three seasons before being promoted to associate head coach in 2003-04. Two of his recruiting classes were ranked among the 40-best in the nation, including the 2003 group, which was tabbed No. 1 in the Mountain West Conference. Colorado State made its first NCAA Tournament appearance in 13 years during his tenure and he was named one of the top assistants in the country by HoopScoopOnline.com.

The Van Alstyne, Texas, native was previously an assistant at Northwestern State (1999-2000), Texas A&M- Kingsville (1998-99) and Texas-Arlington (1994-98). He earned a bachelor's degree in kinesiology from Oklahoma City University in 1994 before completing his master's work in the same field at Texas A&M-Kingsville in 1999.

Williams is married to the former Corey Norman and the couple has two daughters, Zera and Addyson, and two sons, Calvin and Mason.



2014-15 Roster



Numerical Roster

No.	Name	POS	HT	WT	CL	HOMETOWN	HS/OTHER
0	Shane Henry	F	6-8	190	Jr.	Decatur, Ga.	Newton/Georgia Perimeter College
1	Malik Müller	G	6-3	220	r-Fr.	Frankfurt, Germany	Urspring
3	Adam Smith	G	6-1	170	r-Jr.	Jonesboro, Ga.	Fayette County /UNC Wilmington
4	Seth Allen*	G	6-1	195	Jr.	Woodbridge, Va.	Fredericksburg Christian/Maryland
10	Justin Bibbs	G	6-5	220	Fr.	Dayton, Ohio	Montverde Academy (Fla.)
11	Devin Wilson	G	6-4	190	So.	McKees Rocks, Pa.	Montour
13	Ahmed Hill	G	6-5	195	Fr.	Augusta, Ga.	Aquinas
14	Greg Donlon	F	6-8	230	Jr.	Midlothian, Va.	Cosby
21	Satchel Pierce	F	7-0	255	Fr.	Barberton, Ohio	The Kiski School (Pa.)
22	Christian Beyer	F	6-7	220	Sr.	New Bern, N.C.	New Bern
23	Jalen Hudson	G	6-5	195	Fr.	Richmond, Va.	St. Vincent-St. Mary
25	Will Johnston	G	6-4	210	Sr.	Midlothian, Va.	Midlothian
32	Zach LeDay*	F	6-7	235	Jr.	Dallas, Texas	The Colony/South Florida

* - Must sit out 2014-15 season due to NCAA Transfer rules

Coaching Staff

Head Coach: Buzz Williams (Oklahoma City, 1994)

Assistant Coaches: Isaac Chew (Avila, 1998)

Steve Roccaforte (Lamar, 1989)

Jamie McNeilly (New Orleans, 2007)

Director of Men's Basketball Operations: Jeff Reynolds (UNCG, 1978)

Director of Player Personnel: Devin Johnson

Director of Student-Athlete Development: Steve Thomas

Director of Strength & Conditioning, Basketball Programs: David Jackson

Assistant Athletics Director/Sports Medicine: Ernest Eugene

Assistant to the Head Coach: Lyle Wolf



How To Say It

Cassell Coliseum Castle
 Malik Müller ma-LEEK MUHL-ler
 Ahmed Hill uh-MED
 Christian BeyerBUY-er
 Steve RoccaforteROCK- ah-fort

The Last Time That...

Tech scored 100 points and won: 105-92, vs. VMI, 11-18-13
 Tech scored 100 points and lost: 100-104 2OT vs. Maryland, 2-27-10
 Tech played in overtime: 61-60, OT, at Miami, 12-8-13
 Tech played in consecutive overtime games: 75-74 at Clemson, 2-8-06 & 77-81 at Virginia, 2-11-06
 Tech played 2 OT: 57-62, 2OT at Pittsburgh, 2-8-14
 Tech played 3 OT: 86-90 at WVU, 2-2-83
 Tech scored 100+ points: 105-92, vs. VMI, 11-18-13
 Tech scored 90-99 points: 95-79, vs. Iowa, 11-27-12
 Tech scored 80-89 points: 87-65, vs. Presbyterian, 12-27-14
 Tech scored 70-79 points: 70-72, at Syracuse, 2-3-15
 Tech scored 60-69 points: 65-63, vs. Georgia Tech, 2-9-15
 Tech scored 50-59 points: 53-68, at North Carolina, 1-18-15
 Tech scored 40-49 points: 47-50 vs. Virginia, 1-25-15
 Tech scored 30-39 points: 33-43 at East Carolina, 1966-67 season
 Tech scored 20-29 points: 27-40 at McGuire Gen., 1945-46 season
 Tech scored 10-19 points: 16-45 at Virginia, 1938-1939 season
 Tech scored less than 10 points: 7-31 at W&L, 1922-1923 season
 Tech allowed 100+ points: 100-104, 2OT vs. Maryland, 2-27-10
 Tech allowed 90-99 points: 77-96, vs. Michigan State, 11-22-13
 Tech allowed 80-89 points: 60-85, vs. Notre Dame, 1-22-15
 Tech allowed 70-79 points: 65-73, vs. Florida State, 2-7-15
 Tech allowed 60-69 points: 65-63, vs. Georgia Tech, 2-9-15
 Tech allowed 50-59 points: 47-50 vs. Virginia, 1-25-15
 Tech allowed 40-49 points: 71-46, vs. Maryland-Eastern Shore, 12-14-14
 Tech allowed 30-39 points: 99-34, vs. Mount St. Mary's, 1-2-11
 Tech allowed 20-29 points: 31-25 vs. Richmond, 2-1-46
 Tech allowed 10-19 points: 60-19 vs. Lynchburg College, 1-9-46
 Tech allowed less than 10 points: 28-9 vs. Hampden-Sydney, 1-17-23
 Largest margin of victory: 83 points vs. Randolph Macon Academy, 87-4, 1-10-11
 Largest margin of victory in an ACC game: 29 points vs. Wake Forest, 94-65, 1-15-11
 Two Tech players recorded double-doubles in a game: C.J. Barksdale (14 pts./10 rebs.) & Jarell Eddie (13 pts./10 rebs.) vs. Radford, 11-29-13
 Two Tech players recorded double-doubles in consecutive games: vs. UNC, ACC Tournament, 3-13-09 and vs. Duquesne, NIT, 3-18-09
 Tech player had five or more steals: Manny Atkins (5) vs. Mount St. Mary's, 1-2-11
 Tech player had 10 or more assists in a game: Devin Wilson (11) vs. Morgan State, 11-30-14

Compare & Contrast

VT	CU
66.8	62.1
67.6	60.2
45.2%	41.0%
41.9%	38.9%
39.1%	29.9%
33.0%	31.9%
62.5%	66.1%
30.9	36.9
-6.4	+2.8
12.4	10.5
12.6	11.8
4.8	5.1
3.4	4.6

Hokies in NCAA Stats

In the most current release of NCAA stats (Feb. 12, 2015), the Hokies are 29th in three-point field goal percentage, 78th in made three-pointers per game and 88th in field goal percentage.

Buzz's Bunch

Buzz's Bunch is a non-profit organization that Coach Buzz Williams created five years ago when he was first named head coach at Marquette University.

Buzz's Bunch is a way to bring together children with disabilities and help them to fall in love with the game of basketball. Since it's creation, the group has evolved into so much more. Buzz's Bunch members create some unforgettable relationships and memories. Most of all, every player, coach, or staff member feels lucky to learn from these members and be touched by them.

Being a Buzz's Bunch member includes an invitation to a camp over the summer, which includes spending time with the team and staff, lunch and a free t-shirt. Additionally, there is a Buzz's Bunch calendar at the beginning of the year and another event over the winter. The team tries to keep in touch with members throughout the year and the organization changes with time as new opportunities exist.

For more information, contact info@buzzsbunch.com or log-on to <http://coachbuzzwilliams.com/buzzsbunch/>

VT vs. The Conferences

ACC REGULAR SEASON	2-9
Big 12 (West Virginia)	0-1
Big South (Liberty, Radford, Presbyterian)	2-1
Big Ten (Penn State)	0-1
Mid-American (Miami University)	1-0
MEAC (UMES, Morgan State)	2-0
Missouri Valley (Northern Iowa)	0-1
SWAC (Alabama State)	1-0
Southern (The Citadel, VMI)	2-0
Sun Belt (Appalachian State)	0-1
Total	10-14

Career Double-Doubles

2014-15 Season

Joey van Zegeren (2)

vs. Liberty (17 pts./10 rebs.)*
at Penn State (18 pts./10 rebs.)*

Devin Wilson (1)

vs. Morgan State (10 pts./11 asts.)*

Justin Bibbs (1)

vs. Syracuse (22 pts./11 asts.)*

* - career highs at the time

The Last Time That...

- Tech player had 20 or more rebounds in a game: Jeff Allen (21) vs. Longwood, 12-14-08
- Two Tech players had double figures in rebounds: C.J. Barksdale (10 rebs.) & Jarell Eddie (10 rebs.) vs. Radford, 11-29-13
- Two Tech players had five or more assists: Devin Wilson (5) & Adam Smith (5) vs. Michigan State, 11-22-13
- Two Tech players scored 20 or more points: Adam Smith (26 points) and Malik Muller (22 points) vs. Pittsburgh, 1-27-15
- Two Tech players scored 20 or more points in consecutive games: Erick Green & Jarell Eddie 11-19-12 & 11-23-12
- Tech freshman scored 20 or more points in a game: 22, Malik Muller, vs. Pittsburgh, 1-27-15
- Two Tech freshmen scored in double figures in a game: Justin Bibbs (19 pts.) & Jalen Hudson (18 pts.) at Syracuse, 2-3-15
- Three Tech freshmen scored in double figures in a game: Ahmed Hill (11 pts.), Malik Muller (10 pts.) & Justin Bibbs (10 pts.) at WFU, 1-31-15
- Tech player scored 30-39 points in a game: 34, Jarell Eddie vs. Winthrop, 12-3-13
- Tech player scored 40-49 points in a game: 41, Dorenzo Hudson vs. Seton Hall, 1-2-10
- Tech player scored 50+ points in a game: 51, Bimbo Coles vs. Southern Miss., 2-6-88
- Tech defeated a ranked opponent on the road: 80-77 at No. 12/13 Clemson, 2-25-09
- Tech defeated a ranked opponent at home: 81-71, vs. No. 15/17 Oklahoma State, 12-1-12
- Tech defeated a ranked opponent on a neutral court: 72-64, vs. No. 21 Virginia, 12-28-95, Roanoke Civic Center
- Tech player had consecutive double-doubles: Jarell Eddie, 11-26-13 & 11-29-13
- Tech player had seven consecutive double-doubles: Jeff Allen, 1-25-11, 1-30-11, 2-2-11, 2-5-11, 2-13-11, 2-15-11 & 2-19-11
- Tech held opponent without a double-figure scorer: 65-47 vs. Miami, ACC Tournament, 3-12-09
- No Tech player scored in double figures: 41-57 vs. Temple, 2-25-96
- Tech had six players score in double figures: at Wake Forest, 1-31-15
- Tech did not make a three-point field goal: at Providence, 2-1-03
- Tech's opponent did not make a three-point field goal: at NC State, 2-10-10
- Tech did not shoot a free throw in the first half: at Miami, 12-8-13
- Tech did not shoot a free throw in the second half: vs. Virginia, 12-5-10
- Tech allowed a triple-double: Iman Shumpert (22 pts., 12 rebs., 11 assists), at Georgia Tech, 1-25-11
- Tech held an opponent under 10 points in a half: 9 points, vs. Eastern Michigan, 12-22-11
- Tech held an opponent under 20 points in a half: 17 pts., vs. Furman, 11-26-13
- Tech had double-figures in blocked shots: 13, 87-82, vs. West Virginia, 11-12-13
- Tech came back from a double-figure deficit to win: 13 pts. (37-24), at Miami, 12-8-13
- Tech led by 20-or-more points at half time of a game: 22 pts., 39-17, vs. Miami University, 11-26-14
- Tech had a walk-on score in double figures: Christian Beyer, 13 pts., vs. Alabama A&M, 12-14-14

2014-15 Starters

Smith, Johnston, Hill, Bibbs, Beyer	2-0
Wilson, Müller, Smith, Bibbs, van Zegeren	2-1
Wilson, Smith, Hill, Bibbs, Henry	2-3
Wilson, Johnston, Hill, Bibbs, Henry	1-0
Smith, Bibbs, Hill, Müller, Henry	1-0
Wilson, Johnston, Hill, Hudson, Henry	1-1
Wilson, Müller, Hill, Bibbs, Henry	1-3
Wilson, Johnston, Hill, Hudson, Pierce	0-1
Wilson, Johnston, Hill, Smith, Pierce	0-1
Wilson, Johnston, Hill, Müller, Pierce	0-2
Wilson, Smith, Hill, Müller, Pierce	0-2

A Little More Bibbs

Justin Bibbs has been racking up the double-figure games so far this season ... His 14th game in double figures came on Feb. 3 at Syracuse; last season, **Devin Wilson** was the only Tech freshman to record double figures in 13 games and his 13th game came on March 1 ... The last Hokie freshman to record 14 or more games of double figures was Jeff Allen, who had 22 games in double figures as a freshman in the 2007-08 season.

389 and Counting

The Hokies have hit at least one three-pointer in every game since joining the ACC in the 2004-05 season ... Tech has now hit a three in 389 consecutive games, the most in school history ... Since the three-point arc was added to college basketball for the 1986-87 season, the Hokies have hit at least one three in all but three games ... The last time that the Hokies did not record a three-point field goal in a game was at Providence on Feb. 1, 2003.

Guess What? More Bibbs

Justin Bibbs scored 203 points in his first 15 games of the 2014-15 season ... He becomes the first Hokies freshman to reach 200-or-more points in his first 15 games since at least 2000-01 season, the year the Hokies joined the Big East Conference ... The previous high for a Tech freshman in that span was Zabian Dowdell, who scored 195 points in his first 15 games in the 2003-04 season.

500-Plus in the Cassell

The Hokies have a 547-180 overall record in Cassell Coliseum, good for a .752 winning percentage ... The win over Florida State on Jan. 8, 2011, was the 500th victory in the building ... Tech defeated Rhode Island, 86-63, on Nov. 20, 2002, in its 500th game in the arena ... Tech has had just one break-even home season and two losing season in Cassell Coliseum ... The Hokies are 9-6 in Cassell Coliseum this season.

CHRISTIAN BEYER

SENIOR • FORWARD • 6-7 • 220
NEW BERN, N.C. • NEW BERN

#22



SEASON STATISTICS

SEASON/CAREER GAME HIGHS

Opponent	Min	FG-A-%	3FG-A-%	FT-A-%	O-D-T	A	TO	Blk	Stl	Pts
Maryland-Eastern Shore	1	0-0-.000	0-0-.000	0-0-.000	0-0-0	0	0	1	0	0
Liberty #		-- DNP --								
Appalachian State		-- DNP --								
vs. Northern Iowa #		-- DNP --								
vs. Miami (OH) #	2	0-1-.000	0-0-.000	0-0-.000	0-0-0	0	0	0	0	0
Morgan State #	1	0-0-.000	0-0-.000	0-0-.000	0-0-0	0	0	0	0	0
at Penn State ^		-- DNP --								
Radford		-- DNP --								
- Alabama A&M	27	5-7-.714	0-0-.000	3-4-.750	4-5-9	2	2	0	1	13
- The Citadel	6	0-1-.000	0-0-.000	0-0-.000	1-0-1	0	0	0	0	0
VMI	8	1-2-.500	0-0-.000	0-0-.000	0-2-2	1	1	0	0	2
Presbyterian	12	0-0-.000	0-0-.000	0-0-.000	0-2-2	0	1	0	0	0
at 17/15 West Virginia	1	0-0-.000	0-0-.000	0-0-.000	0-0-0	0	0	0	0	0
Syracuse*		-- DNP --								
at Florida State*		-- DNP --								
at 6/7 Louisville*	2	0-0-.000	0-0-.000	0-0-.000	0-0-0	0	0	0	0	0
at 15/16 North Carolina*	5	0-0-.000	0-0-.000	0-0-.000	0-1-1	0	1	0	0	0
8/9 Notre Dame*	7	3-4-.750	1-1-1.000	0-1-.000	1-2-3	0	0	0	1	7
2/2 Virginia*	13	2-3-.667	0-0-.000	0-0-.000	0-3-3	0	0	0	0	4
Pittsburgh*	28	3-6-.500	0-0-.000	1-1-1.000	3-2-5	0	1	1	0	7
at Wake Forest*	27	4-5-.800	0-0-.000	2-4-.500	2-4-6	0	0	0	0	10
at Syracuse*		-- DNP --								
Florida State*	22	1-3-.333	0-0-.000	1-1-1.000	0-4-4	3	1	0	0	3
Georgia Tech*	26	3-4-.750	0-0-.000	1-2-.500	1-4-5	0	0	0	2	7
at Clemson*										
at Miami*										
at NC State*										
Duke										
at Virginia*										
Boston College*										
Miami*										

*- ACC games; # - Cancun Challenge; ^ - ACC/Big Ten Challenge

POINTS

Season	13 vs Alabama A&M (12/14/14)
Career	13 vs Alabama A&M (12/14/14)
ACC	10 at Wake Forest (1/31/15)

MINUTES PLAYED

Season	28 vs Pitt (1/27/15)
Career	28 vs Pitt (1/27/15)
ACC	28 vs Pitt (1/27/15)

FIELD GOALS MADE

Season	5 vs Alabama A&M (12/14/14)
Career	5 vs Alabama A&M (12/14/14)
ACC	4 at Wake Forest (1/31/15)

FIELD GOAL ATTEMPTS

Season	7 vs Alabama A&M (12/14/14)
Career	7 vs Alabama A&M (12/14/14)
ACC	6 vs Pitt (1/27/15)

3-PT FIELD GOALS MADE

Season	1 vs Notre Dame (1/22/15)
Career	1, 4x, last vs Notre Dame (1/22/15)
ACC	1 at CU (1/27/13), vs ND (1/22/15)

3-PT FIELD GOAL ATTEMPTS

Season	1 vs Notre Dame (1/22/15)
Career	3 vs MVSU (12/10/12)
ACC	1, 8x, last vs Notre Dame (1/22/15)

FREE THROWS MADE

Season	3 vs Alabama A&M (12/14/14)
Career	3 vs Brad. (12/22/12), vs AI A&M (12/14/14)
ACC	2 vs BC (1/9/13), at WF (1/31/15)

FREE THROW ATTEMPTS

Season	4 vs AI A&M (12/14/14), at WF (1/31/15)
Career	4, 3x, last at Wake Forest (1/31/15)
ACC	4 at Wake Forest (1/31/15)

REBOUNDS

Season	9 vs Alabama A&M (12/14/14)
Career	11 vs BYU (12/19/12)
ACC	8 vs Boston College (1/9/13)

ASSISTS

Season	2 vs Alabama A&M (12/14/14)
Career	2, 4x, last vs Alabama A&M (12/14/14)
ACC	2 vs Boston College (1/9/13)

BLOCKS

Season	1 vs UMES (11/14/14), vs Pitt (1/27/15)
Career	1, 6x, last vs Pitt (1/27/15)
ACC	1, 3x, last vs Pitt (1/27/15)

STEALS

Season	2 vs Georgia Tech (2/10/15)
Career	2 vs Brad (12/22/12), vs GT (2/10/15)
ACC	2 at Md (1/7/13), vs GT (2/10/15)



2014-2015 NOTES

Made his first start of the season against Alabama A&M, scoring 13 points and grabbing nine rebounds ... Had two points and two rebounds against VMI .. Scored seven points and grabbed three rebounds in just seven minutes off the bench against No. 8 Notre Dame ... Gave the Hokies quality minutes off the bench and added four points and three rebounds against No. 2 Virginia ... Scored seven points and grabbed five rebounds in the win over Pitt ... Had 10 points and six rebounds at Wake Forest ... Scored three points and grabbed four rebounds against Florida State ... Brought down five rebounds and scored seven points in the win against Georgia Tech.

CAREER STATISTICS

Year	GP-GS	Min-Avg.	FGM-FGA-Pct.	3FG-FGA-Pct.	FTM-FTA-Pct.	Off.-Def.	Reb-Avg.	A-TO	Blk	Stl	TP-Avg.
12-13	23-0	218-9.5	15-37-.405	1-9-.111	11-16-.688	23-42	65-2.8	5-10	3	4	42-1.8
13-14	28-1	269-9.6	13-25-.520	2-7-.286	3-9-.333	19-44	63-2.3	10-14	1	5	31-1.1
14-15	16-2	188-11.8	22-36-.611	1-1-1.000	8-13-.615	12-29	41-2.6	6-7	2	4	53-3.3
Career	67-3	675-10.1	50-98-.510	4-17-.235	22-38-.579	54-115	169-2.5	21-31	6	13	126-1.9

WILL JOHNSTON

SENIOR • GUARD • 6-4 • 225
MIDLOTHIAN, VA. • MIDLOTHIAN

#25



SEASON STATISTICS

Opponent	Min	FG-A-%	3FG-A-%	FT-A-%	O-D-T	A	TO	Blk	Stl	Pts
Maryland-Eastern Shore	7	1-1-1.000	1-1-1.000	0-0-0.000	0-1-1	0	0	0	0	3
Liberty #	1	0-0-0.000	0-0-0.000	0-0-0.000	0-0-0	0	0	0	0	0
Appalachian State	13	1-4-.250	1-4-.250	0-0-0.000	0-0-0	1	0	0	0	3
vs. Northern Iowa #	8	1-2-.500	1-2-.500	0-0-0.000	0-2-2	0	0	0	0	3
-vs. Miami (OH) #	13	0-1-0.000	0-1-0.000	0-0-0.000	0-0-0	0	0	0	1	0
Morgan State #	15	2-2-1.000	1-1-1.000	3-3-1.000	1-1-2	0	1	0	0	8
at Penn State ^	2	0-0-0.000	0-0-0.000	0-0-0.000	0-0-0	0	0	0	0	0
Radford		-- DNP --								
-Alabama A&M	26	3-8-.375	2-7-.286	0-0-0.000	1-1-2	0	0	0	0	8
-The Citadel	7	0-0-0.000	0-0-0.000	0-0-0.000	0-1-1	0	0	0	0	0
VMI		-- DNP --								
Presbyterian		-- DNP --								
at 17/15 West Virginia	11	2-3-.667	2-3-.667	0-0-0.000	0-0-0	1	0	0	1	6
Syracuse*	14	2-3-.667	2-3-.667	1-2-.500	3-0-3	1	1	0	0	7
at Florida State*	20	2-3-.667	2-3-.667	0-0-0.000	0-1-1	3	0	0	0	6
-at 6/7 Louisville*	9	0-1-0.000	0-1-0.000	0-0-0.000	0-1-1	0	0	0	0	0
-at 15/16 North Carolina*	27	3-9-.333	3-7-.429	0-0-0.000	0-1-1	0	0	0	0	9
-8/9 Notre Dame*	26	1-3-.333	1-3-.333	0-0-0.000	1-2-3	1	0	0	0	3
-2/2 Virginia*	14	0-3-0.000	0-2-0.000	0-0-0.000	0-0-0	0	0	1	0	0
-Pittsburgh*	11	0-1-0.000	0-1-0.000	0-0-0.000	0-1-1	0	0	0	0	0
-at Wake Forest*	5	0-1-0.000	0-1-0.000	0-0-0.000	1-0-1	0	0	0	0	0
at Syracuse*		-- DNP --								
Florida State*		-- DNP --								
Georgia Tech*		-- DNP --								
at Clemson*										
at Miami*										
at NC State*										
Duke										
at Virginia*										
Boston College*										
Miami*										

*- ACC games; # - Cancun Challenge; ^ - ACC/Big Ten Challenge

2014-2015 NOTES

Scored three points against UMEs and Appalachian State ... Had three points and two rebounds against Northern Iowa ... Didn't miss a shot against Morgan State, finishing with eight points and two rebounds ... Scored eight points and grabbed two rebounds against Alabama A&M ... Scored six points in limited action at No. 17 West Virginia ... Had seven points and three rebounds against Syracuse ... Scored six points and added three assists at Florida State ... Scored nine points at No. 15 North Carolina ... Missed the game at Syracuse and against Florida State and Georgia Tech following surgery on his right elbow.

SEASON/CAREER GAME HIGHS

POINTS

Season 8 vs MSU (11/30/14), vs Al A&M (12/14/14)
Career 12 vs Furman (11/26/13), at FSU (2/5/14)
ACC 12 at Florida State (2/5/14)

MINUTES PLAYED

Season 27 at North Carolina (1/18/15)
Career 38 at Maryland (3/4/14)
ACC 38 at Maryland (3/4/14)

FIELD GOALS MADE

Season 3 vs Al. A&M (12/14/14), at UNC (1/18/15)
Career 4 vs Furman (11/26/13), at FSU (2/5/14)
ACC 4 at Florida State (2/5/14)

FIELD GOAL ATTEMPTS

Season 9 at North Carolina (1/18/15)
Career 9 at North Carolina (1/18/15)
ACC 9 at North Carolina (1/18/15)

3-PT FIELD GOALS MADE

Season 3 at North Carolina (1/18/15)
Career 4 vs Furman (11/26/13), at FSU (2/5/14)
ACC 4 at Florida State (2/5/14)

3-PT FIELD GOAL ATTEMPTS

Season 7 vs Al A&M (12/14/14), at UNC (1/18/15)
Career 7, 4x, last at North Carolina (1/18/15)
ACC 7 at FSU (2/5/14), at UNC (1/18/15)

FREE THROWS MADE

Season 3 vs Morgan State (11/30/14)
Career 3 at BYU (12/29/12), vs MSU (11/30/14)
ACC 2 vs WF (1/22/14), vs Maryland (2/1/14)

FREE THROW ATTEMPTS

Season 3 vs Morgan State (11/30/14)
Career 4 at BYU (12/29/12)
ACC 3 vs Wake Forest (1/22/14)

REBOUNDS

Season 3 vs SU (1/3/15), vs ND (1/22/15)
Career 6 vs Virginia (2/18/14)
ACC 6 vs Virginia (2/18/14)

ASSISTS

Season 3 at Florida State (1/6/15)
Career 3 at Florida State (1/6/15)
ACC 3 at Florida State (1/6/15)

BLOCKS

Season 1 vs Virginia (1/25/15)
Career 1 vs Virginia (1/25/15)
ACC 1 vs Virginia (1/25/15)

STEALS

Season 1 vs Miami (OH) (11/26), at WVU (12/30/14)
Career 3 vs Florida State (2/24/13)
ACC 3 vs Florida State (2/24/13)



CAREER STATISTICS

Year	GP-GS	Min-Avg.	FGM-FGA-Pct.	3FG-FGA-Pct.	FTM-FTA-Pct.	Off.-Def.	Reb-Avg.	A-TO	Blk	Stl	TP-Avg.
11-12	4-0	8-2.0	1-3-.333	1-3-.333	0-0-.000	0-0	0-0.0	0-0	0	0	3-0.8
12-13	29-4	322-11.1	18-52-.346	17-48-.354	5-11-.455	3-9	12-0.4	8-5	0	7	58-2.0
13-14	30-10	598-19.9	29-82-.354	27-75-.360	11-17-.647	5-57	62-2.1	20-14	1	10	96-3.2
14-15	18-9	229-12.7	18-45-.400	16-40-.400	4-5-.800	7-12	19-1.1	7-2	1	2	56-3.1
Career	81-23	1157-14.3	66-182-.363	61-166-.367	20-33-.606	15-78	93-1.1	35-21	2	19	213-2.6

ADAM SMITH

R-JUNIOR • GUARD • 6-1 • 170
JONESBORO, GA • UNC WILMINGTON

#3



SEASON STATISTICS

SEASON/CAREER GAME HIGHS

Opponent	Min	FG-A-%	3FG-A-%	FT-A-%	O-D-T	A	TO	Blk	Stl	Pts
-Maryland-Eastern Shore	27	3-6-.500	1-4-.250	0-0-.000	0-3-3	0	1	0	0	7
-Liberty #	31	5-8-.625	3-4-.750	0-1-.000	0-1-1	1	0	0	1	13
-Appalachian State	25	5-10-.500	1-4-.250	0-0-.000	0-1-1	0	2	0	1	11
vs. Northern Iowa #	26	3-8-.375	1-5-.200	0-0-.000	0-1-1	1	1	0	0	7
vs. Miami (OH) #	33	9-14-.643	5-7-.714	3-4-.750	0-6-6	1	1	1	0	26
Morgan State #	32	7-11-.636	6-10-.600	2-3-.667	0-3-3	0	1	0	0	22
at Penn State ^	30	2-8-.250	0-4-.000	0-0-.000	0-0-0	1	0	0	0	4
Radford	28	4-9-.444	2-4-.500	2-2-1.000	1-2-3	0	2	0	0	12
-Alabama A&M	18	3-7-.429	1-1-.1000	0-2-.000	0-1-1	2	0	0	1	7
-The Citadel	30	5-16-.313	2-7-.286	4-5-.800	1-4-5	0	0	1	0	16
-VMI	32	5-13-.385	0-1-.000	0-0-.000	0-2-2	2	0	0	1	10
-Presbyterian	25	5-8-.625	4-4-1.000	0-0-0.000	2-5-7	2	0	0	0	14
at 17/15 West Virginia	29	3-8-.375	2-4-.500	2-3-.667	0-4-4	1	6	0	1	10
-Syracuse*	33	3-13-.231	1-8-.125	0-0-.000	0-1-1	2	1	0	0	7
at Florida State*	32	8-18-.444	5-10-.500	3-3-1.000	3-1-4	1	1	0	0	24
at 6/7 Louisville*	28	7-13-.538	5-7-.714	0-1-.000	1-3-4	0	0	0	1	19
at 15/16 North Carolina*	20	4-9-.444	3-6-.500	0-0-.000	0-2-2	1	1	0	2	11
8/9 Notre Dame*	23	2-11-.181	0-5-.000	0-0-.000	1-2-3	1	0	0	0	4
2/2 Virginia*	36	5-12-.417	3-9-.333	2-2-1.000	0-3-3	0	0	0	1	15
Pittsburgh*	42	9-17-.529	6-11-.545	2-2-1.000	0-0-0	1	1	1	0	26
at Wake Forest*	36	4-11-.364	2-8-.250	2-2-1.000	0-4-4	3	1	0	1	12
at Syracuse*	40	5-11-.455	3-7-.429	0-0-.000	1-1-2	3	2	1	0	13
-Florida State*	36	6-14-.429	3-6-.500	4-4-1.000	1-0-1	2	1	0	0	19
-Georgia Tech*	34	6-13-.462	1-3-.333	2-3-.667	1-3-4	0	1	0	1	15
at Clemson*										
at Miami*										
at NC State*										
Duke										
at Virginia*										
Boston College*										
Miami*										

*- ACC games; # - Cancun Challenge; ^ - ACC/Big Ten Challenge

POINTS

Season 26 vs Miami (OH) (11/26), vs Pitt (1/27/15)
Career 28 vs Radford (11/29/13)
ACC 26 vs Pitt (1/27/15)

MINUTES PLAYED

Season 42 vs Pitt (1/27/15)
Career 42 vs Pitt (1/27/15)
ACC 42 vs Pitt (1/27/15)

FIELD GOALS MADE

Season 9 vs Miami (OH) (11/26), vs Pitt (1/27/15)
Career 9, 4x, last vs Pitt (1/27/15)
ACC 9 vs Pitt (1/27/15)

FIELD GOAL ATTEMPTS

Season 18 at Florida State (1/6/15)
Career 19 vs Michigan State (11/22/13)
ACC 18 at Florida State (1/6/15)

3-PT FIELD GOALS MADE

Season 6 vs MSU (11/30/14), vs Pitt (1/27/15)
Career 6 vs MSU (11/30/14), vs Pitt (1/27/15)
ACC 6 vs Pitt (1/27/15)

3-PT FIELD GOAL ATTEMPTS

Season 11 vs Pitt (1/27/15)
Career 11 vs Pitt (1/27/15)
ACC 11 vs Pitt (1/27/15)

FREE THROWS MADE

Season 4 vs The Citadel (12/20/14), vs FSU (2/7/15)
Career 8 vs Radford (11/29/13)
ACC 4 vs Florida State (2/7/15)

FREE THROW ATTEMPTS

Season 5 vs The Citadel (12/20/14)
Career 10 vs Radford (11/29/13)
ACC 4 vs Florida State (2/7/15)

REBOUNDS

Season 7 vs PC (12/27/14)
Career 7 vs PC (12/27/14)
ACC 4, 4x, last vs Georgia Tech (2/10/15)

ASSISTS

Season 3 at WF (1/31/15), at SU (2/3/15)
Career 5 vs MSU (11/22), vs Radford (11/29/13)
ACC 3, 3x, last at Syracuse (2/3/15)

BLOCKS

Season 1 vs Miami (OH) (11/26), vs Pitt (1/27/15)
Career 1 vs Miami (OH) (11/26), vs Pitt (1/27/15)
ACC 1 vs Pitt (1/27/15)

STEALS

Season 2 at North Carolina (1/18/15)
Career 2 at North Carolina (1/18/15)
ACC 2 at North Carolina (1/18/15)



2014-2015 NOTES

Scored seven points and added three rebounds in the opener against Maryland-Eastern Shore ... Put up 13 points against Liberty ... Led the Hokies with 11 points against Appalachian State ... Scored seven points against Northern Iowa ... Went 5-for-7 from three to finish with 26 points and six rebounds against Miami (OH) ... Led the way with 22 points, including six threes, against Morgan State ... Had 12 points against Radford ... Scored seven points and returned to the starting line-up against Alabama A&M ... Led the Hokies with 16 points, adding five rebounds against The Citadel ... Scored 10 points and added two assists against VMI. ... Grabbed seven rebounds and put up 14 points against Presbyterian ... Scored 10 points and brought down four rebounds at No. 17 West Virginia ... Scored seven points against Syracuse ... Had his best conference game to date, putting up 24 points, including five three-pointers, and adding four rebounds ... Scored 19 points and grabbed four rebounds at No. 6 Louisville ... Led the Hokies with 11 points at No. 15 North Carolina ... Paced Tech with 15 points, also grabbing three rebounds against No. 2 Virginia ... Hit a long three to force overtime and then sealed the win with another three at the end of overtime to knock off Pitt, dropping 26 points in the game ... Scored 12 points and added four rebounds and three assists at Wake Forest ... Put up 13 points and added three assists at Syracuse ... Helped lead Tech with 19 points against Florida State ... Scored 15 points and grabbed four rebounds in the win over Georgia Tech.

CAREER STATISTICS

Year	GP-GS	Min-Avg.	FGM-FGA-Pct.	3FG-FGA-Pct.	FTM-FTA-Pct.	Off.-Def.	Reb-Avg.	A-TO	Blk	Stl	TP-Avg.
(11-12)*	31-29	939-30.3	150-396-.379	58-175-.331	67-82-.817	12-88	100-3.2	49-47	1	15	425-13.7
13-14	14-9	361-25.8	56-146-.384	24-67-.358	18-22-.818	3-29	32-2.3	30-20	0	2	154-11.0
14-15	24-14	726-30.3	118-268-.440	60-139-.432	28-37-.757	12-53	65-2.7	26-22	3	11	324-13.5
Career	38-23	1087-28.6	174-414-.420	84-206-.408	46-59-.780	15-82	97-2.6	56-42	3	13	478-12.6

*While at UNCW

SHANE HENRY

JUNIOR • FORWARD • 6-8 • 190
 DECATUR, GA • GEORGIA PERIMETER COLLEGE

#0



SEASON STATISTICS

SEASON/CAREER GAME HIGHS

Opponent	Min	FG-A-%	3FG-A-%	FT-A-%	O-D-T	A	TO	Blk	Stl	Pts
Maryland-Eastern Shore	13	1-6-.167	0-0-.000	1-2-.500	1-7-8	0	0	3	0	3
Liberty #		-- DNP --								
Appalachian State	4	0-0-.000	0-0-.000	0-0-.000	0-0-0	0	1	0	0	0
-vs. Northern Iowa #	10	1-2-.500	0-0-.000	0-0-.000	0-0-0	0	1	0	0	2
-vs. Miami (OH) #	6	0-2-.000	0-0-.000	0-0-.000	1-1-2	0	2	0	0	0
-Morgan State #	11	1-2-.500	0-0-.000	0-0-.000	0-4-4	1	1	3	0	2
-at Penn State ^	8	2-5-.200	0-0-.000	1-2-3	0 0 0	0	0	1	4	4
-Radford	9	1-3-.333	0-0-.000	0-0-.000	0-2-2	0	0	1	0	2
Alabama A&M	17	3-5-.600	0-0-.000	0-0-.000	4-2-6	0	1	2	0	6
The Citadel	9	1-2-.500	0-0-.000	0-0-.000	1-1-2	0	0	2	0	2
-VMI	24	3-8-.375	0-0-.000	0-2-.000	4-9-13	0	1	3	0	6
-Presbyterian	12	0-1-.000	0-0-.000	0-0-.000	2-3-5	0	3	2	0	0
-at 17/15 West Virginia	3	0-0-.000	0-0-.000	0-0-.000	0-0-0	0	0	0	0	0
-Syracuse*	18	1-4-.250	0-0-.000	0-0-.000	1-1-2	1	0	2	0	2
-at Florida State*	10	0-0-.000	0-0-.000	2-2-1.000	0-1-1	0	1	1	1	2
at 6/7 Louisville*	9	0-1-.000	0-0-.000	1-2-.500	1-0-1	0	1	1	0	1
at 15/16 North Carolina*	20	4-5-.800	0-0-.000	2-4-.500	3-6-9	0	2	1	1	10
-8/9 Notre Dame*	18	0-1-.000	0-0-.000	0-2-.000	0-4-4	1	1	0	0	0
-2/2 Virginia*	6	0-2-.000	0-0-.000	0-0-.000	0-0-0	0	0	1	0	0
-Pittsburgh*	4	0-3-.000	0-0-.000	0-0-.000	2-0-2	0	0	1	0	2
at Wake Forest*	2	0-0-.000	0-0-.000	0-0-.000	0-0-0	0	0	0	0	0
at Syracuse*	7	4-6-.667	0-0-.000	1-2-.500	1-7-8	0	0	1	0	9
Florida State*	9	3-3-1.000	0-0-.000	0-0-.000	0-0-0	0	1	0	3	6
-Georgia Tech*	12	4-4-1.000	0-0-.000	2-3-.667	0-2-2	0	2	0	0	10
at Clemson*										
at Miami*										
at NC State*										
Duke										
at Virginia*										
Boston College*										
Miami*										

*- ACC games; # - Cancun Challenge; ^ - ACC/Big Ten Challenge

2014-2015 NOTES

Brought down eight rebounds and blocked three shorts in the opener against Maryland-Eastern Shore ... Made the first start of his career against Northern Iowa ... Blocked three shots and grabbed four rebounds against Morgan State ... Scored four points and grabbed three rebounds at Penn State ... Blocked a shot and grabbed two rebounds in nine minutes against Radford ... Had six boards and six points against Alabama A&M ... Scored six points and set a new career high with 13 boards against VMI ... Blocked two shots and grabbed five rebounds in 12 minutes against Presbyterian ... Missed just one shot en-route to a 10-point, nine-rebound performance at No. 15 North Carolina ... Scored nine points and grabbed eight rebounds in just seven minutes of action at Syracuse ... Played an efficient nine minutes against Florida State, not missing a shot en-route to a six-point, three-steal performance ... Didn't miss a field goal, putting up 10 points in 12 minutes against Georgia Tech.

POINTS

Season	10 at UNC (1/18/15), vs GT (2/10/15)
Career	10 at UNC (1/18/15), vs GT (2/10/15)
ACC	10 at UNC (1/18/15), vs GT (2/10/15)

MINUTES PLAYED

Season	24 VMI (12/22/14)
Career	24 VMI (12/22/14)
ACC	20 at North Carolina (1/18/15)

FIELD GOALS MADE

Season	4, 3x, last vs Georgia Tech (2/10/15)
Career	4, 3x, last vs Georgia Tech (2/10/15)
ACC	4, 3x, last vs Georgia Tech (2/10/15)

FIELD GOAL ATTEMPTS

Season	8 VMI (12/22/14)
Career	8 VMI (12/22/14)
ACC	6 at Syracuse (2/3/15)

3-PT FIELD GOALS MADE

Season	N/A
Career	N/A
ACC	N/A

3-PT FIELD GOAL ATTEMPTS

Season	N/A
Career	N/A
ACC	N/A

FREE THROWS MADE

Season	2, 3x, vs Georgia Tech (2/10/15)
Career	2, 3x, vs Georgia Tech (2/10/15)
ACC	2, 3x, vs Georgia Tech (2/10/15)

FREE THROW ATTEMPTS

Season	4 at North Carolina (1/18/15)
Career	4 at North Carolina (1/18/15)
ACC	4 at North Carolina (1/18/15)

REBOUNDS

Season	13 VMI (12/22/14)
Career	13 VMI (12/22/14)
ACC	9 at North Carolina (1/18/15)

ASSISTS

Season	1, 3x, lastvs Notre Dame (1/22/15)
Career	1, 3x, lastvs Notre Dame (1/22/15)
ACC	1 vs Syracuse (1/3/15), vs ND (1/22/15)

BLOCKS

Season	3, 3x, last VMI (12/22/14)
Career	3, 3x, last VMI (12/22/14)
ACC	2 vs Syracuse (1/3/15)

STEALS

Season	3 vs Florida State (2/7/15)
Career	3 vs Florida State (2/7/15)
ACC	3 vs Florida State (2/7/15)



CAREER STATISTICS

Year	GP-GS	Min-Avg.	FGM-FGA-Pct.	3FG-FGA-Pct.	FTM-FTA-Pct.	Off.-Def.	Reb-Avg.	A-TO	Blk	Stl	TP-Avg.
14-15	23-14	241-10.5	29-65-.446	0-0-.000	9-19-.474	22-52	74-3.2	3-18	24	6	67-2.9

DEVIN WILSON

SOPHOMORE • GUARD • 6-4 • 190
MCKEES ROCKS, PA • MONTOUR

#11



SEASON STATISTICS

SEASON/CAREER GAME HIGHS

Opponent	Min	FG-A-%	3FG-A-%	FT-A-%	O-D-T	A	TO	Blk	Stl	Pts
- Maryland-Eastern Shore	24	2-2-1.000	0-0-0.000	1-5-.200	0-3-3	6	0	0	2	5
- Liberty #	33	2-2-1.000	0-0-0.000	9-10-.900	0-3-3	9	3	0	2	13
- Appalachian State	27	4-6-.667	0-0-0.000	2-2-1.000	0-2-2	3	1	0	2	10
- vs. Northern Iowa #	32	0-2-.000	0-0-0.000	0-0-0.000	0-4-4	4	1	0	0	0
- vs. Miami (OH) #	23	3-5-.600	0-1-0.000	1-1-1.000	0-1-1	1	3	0	1	7
- Morgan State #	29	2-6-.333	1-2-.500	5-6-.833	2-5-7	11	3	1	0	10
- at Penn State ^	28	1-6-.167	0-1-0.000	0-0-0.000	2-2-4	3	3	0	3	2
- Radford	36	5-9-.556	0-1-0.000	1-1-1.000	2-4-6	4	3	0	2	11
- Alabama A&M	11	0-0-0.000	0-0-0.000	1-2-.500	0-0-0	1	0	0	1	1
- The Citadel	29	3-4-.750	1-2-.500	3-6-.500	0-5-5	1	2	0	0	10
- VMI	34	4-6-.667	2-2-1.000	6-7-.857	0-2-2	6	4	0	1	16
- Presbyterian	23	1-2-.500	0-0-0.000	6-8-.750	0-2-2	5	3	0	0	8
- at 17/15 West Virginia	32	2-2-1.000	0-0-0.000	3-4-.750	0-2-2	0	3	0	0	7
- Syracuse*	38	3-10-.300	0-1-0.000	7-9-.778	0-3-3	8	1	0	0	13
- at Florida State*	35	2-5-.400	0-0-0.000	2-4-.500	0-1-1	7	0	0	1	6
- at 6/7 Louisville*	29	0-4-.000	0-1-0.000	1-2-.500	2-2-4	5	1	0	1	1
- at 15/16 North Carolina*	35	0-3-.000	0-2-0.000	3-4-.750	0-2-2	3	5	0	3	3
- 8/9 Notre Dame*	27	5-8-.625	1-2-.500	0-0-0.000	0-2-2	1	1	0	0	11
- 2/2 Virginia*	35	3-5-.600	0-1-0.000	1-1-1.000	0-5-5	3	4	0	1	7
- Pittsburgh*	41	1-5-.200	1-2-.500	2-4-.500	1-4-5	7	1	0	1	5
- at Wake Forest*	30	2-2-1.000	1-1-1.000	6-6-1.000	0-3-3	6	2	0	0	11
- at Syracuse*	20	1-1-1.000	0-0-0.000	0-0-0.000	1-1-2	3	1	0	1	2
- Florida State*	28	0-3-.000	0-1-0.000	2-4-.500	1-0-1	2	2	0	1	2
- Georgia Tech* at Clemson*	23	1-3-.333	0-0-0.000	0-0-0.000	0-2-2	2	2	0	0	2
- at Miami*										
- at NC State*										
- Duke										
- at Virginia*										
- Boston College*										
- Miami*										

*- ACC games; # - Cancun Challenge; ^ - ACC/Big Ten Challenge

POINTS

Season	16 vs VMI (12/22/14)
Career	26 vs Wake Forest (1/22/13)
ACC	26 vs Wake Forest (1/22/13)

MINUTES PLAYED

Season	41 vs Pitt (1/27/15)
Career	46 at Pittsburgh (2/8/14)
ACC	46 at Pittsburgh (2/8/14)

FIELD GOALS MADE

Season	5 vs RU (12/7/14), vs ND (1/22/15)
Career	7 at Notre Dame (1/19/14)
ACC	7 at Notre Dame (1/19/14)

FIELD GOAL ATTEMPTS

Season	10 vs Syracuse (1/3/15)
Career	13 vs North Carolina (3/1/14)
ACC	13 vs North Carolina (3/1/14)

3-PT FIELD GOALS MADE

Season	2 vs VMI (12/22/14)
Career	3 vs Wake Forest (1/22/14)
ACC	3 vs Wake Forest (1/22/14)

3-PT FIELD GOAL ATTEMPTS

Season	2, 6x, last vs Pitt (1/27/15)
Career	6 vs North Carolina (3/1/14)
ACC	6 vs North Carolina (3/1/14)

FREE THROWS MADE

Season	9 vs Liberty (11/19/14)
Career	11 vs Wake Forest (1/22/14)
ACC	11 vs Wake Forest (1/22/14)

FREE THROW ATTEMPTS

Season	10 vs Liberty (11/19/14)
Career	14 vs Wake Forest (1/22/14)
ACC	14 vs Wake Forest (1/22/14)

REBOUNDS

Season	7 vs Morgan State (11/30/14)
Career	7 vs UNCG (12/28/13), vs MSU (11/30/14)
ACC	5 vs Pitt (1/27/15)

ASSISTS

Season	11 vs Morgan State (11/30/14)
Career	11 vs Furman (11/26/13), vs MSU (11/30/14)
ACC	9 vs Miami (2/15/14), vs NC State (2/22/14)

BLOCKS

Season	1 vs Morgan State (11/30/14)
Career	1, 6x, last vs Morgan State (11/30/14)
ACC	1, 3x, last vs North Carolina (3/1/14)

STEALS

Season	3 at PSU (12/3/14), at UNC (1/18/15)
Career	3, 3x, last at North Carolina (1/18/15)
ACC	3 at FSU (2/5/14), at UNC (1/18/15)



2014-2015 NOTES

Had six assists and five points in the opener against Maryland-Eastern Shore ... Scored 13 points and added nine assists against Liberty ... Scored 10 points and added three assists and two steals against Appalachian State ... Had four assists against Northern Iowa ... Scored seven points against Miami (OH) ... Recorded the first double-double of his career with 10 points and 11 assists, also adding seven rebounds against Morgan State ... Had three steals at Penn State ... Scored 11 points and grabbed six rebounds against Radford ... Had 10 points and five rebounds against The Citadel ... Put up 16 points and added six assists against VMI ... Had eight points and five assists against Presbyterian ... Scored seven points at No. 17 West Virginia ... Had 13 points and eight assists against Syracuse ... Never turned the ball over, finishing with seven assists and six points ... Had five assists and four rebounds at No. 6 Louisville ... Scored 11 points against No. 8 Notre Dame Grabbed five rebounds and scored seven points against No. 2 Virginia ... Had seven assists, five rebounds and five points in the win over Pitt ... Didn't miss a shot at Wake Forest, finishing the game with 11 points and six assists.

CAREER STATISTICS

Year	GP-GS	Min-Avg.	FGM-FGA-Pct.	3FG-FGA-Pct.	FTM-FTA-Pct.	Off.-Def.	Reb-Avg.	A-TO	Blk	Stl	TP-Avg.
13-14	31-31	1081-34.9	75-201-.373	14-45-.311	122-185-.659	15-85	100-3.2	148-90	5	25	286-9.2
14-15	24-21	702-29.3	47-101-.465	7-20-.350	62-86-.721	11-60	71-3.0	101-49	1	23	163-6.8
Career	55-52	1783-32.1	122-302-.404	21-65-.323	184-271-.679	26-145	171-3.1	249-139	6	48	449-8.2

MALIK MÜLLER

R-FRESHMAN • GUARD • 6-3 • 220
EDINGEN, GERMANY • URSPRING

#1



SEASON STATISTICS

SEASON/CAREER GAME HIGHS

Opponent	Min	FG-A-%	3FG-A-%	FT-A-%	O-D-T	A	TO	Blk	Stl	Pts
-Maryland-Eastern Shore	27	5-5-1.000	2-2-1.000	3-4-.750	0-3-3	0	1	0	1	15
-Liberty #	29	2-6-.333	2-4-.500	3-4-.750	0-4-4	4	2	0	4	9
-Appalachian State	24	0-4-.000	0-3-.000	2-6-.333	0-6-6	1	2	0	1	2
-vs. Northern Iowa #	19	1-6-.167	1-4-.250	0-0-.000	0-2-2	3	2	0	1	3
vs. Miami (OH) #	16	0-4-.000	0-2-.000	1-2-.500	0-1-1	1	2	0	2	1
-Morgan State #	23	2-3-.667	1-1-1.000	0-0-.000	1-1-2	3	1	1	0	5
-at Penn State ^	16	0-5-.000	0-1-.000	0-0-.000	0-2-2	2	0	0	1	0
-Radford	27	3-6-.500	2-4-.500	0-0-.000	0-0-0	2	1	0	1	8
Alabama A&M	11	2-3-.667	0-0-.000	0-2-.000	0-1-1	1	0	0	0	4
The Citadel	8	0-2-.000	0-2-.000	0-0-.000	0-1-1	0	2	0	0	0
VMI	5	1-2-.500	1-1-1.000	0-0-.000	0-0-0	1	2	0	0	3
Presbyterian	19	0-2-.000	0-0-.000	0-0-.000	0-1-1	0	0	0	0	0
at 17/15 West Virginia	19	3-4-.750	0-1-.000	1-1-1.000	1-1-2	1	1	0	0	7
Syracuse*	10	1-3-.333	1-3-.333	0-0-.000	0-2-2	0	2	0	0	3
at Florida State*	8	0-2-.000	0-2-.000	0-0-.000	1-3-4	0	0	0	0	0
-at 6/7 Louisville*	16	0-6-.000	0-2-.000	2-2-1.000	0-6-6	0	2	0	0	2
-at 15/16 North Carolina*	23	1-7-.143	1-6-.167	0-0-.000	0-2-2	2	0	0	1	3
8/9 Notre Dame*	16	2-5-.400	2-3-.667	0-0-.000	0-1-1	0	1	0	0	6
2/2 Virginia*	29	4-11-.364	1-5-.200	0-0-.000	0-2-2	2	1	0	3	9
Pittsburgh*	36	8-19-.421	4-9-.444	2-3-.667	1-3-4	3	2	0	3	22
at Wake Forest*	22	4-11-.364	2-6-.333	0-1-.000	1-4-5	1	0	0	2	10
-at Syracuse*	32	3-7-.429	3-4-.750	0-0-.000	1-2-3	4	4	0	1	9
-Florida State*	34	2-6-.333	1-4-.250	1-2-.500	1-4-5	2	1	1	1	6
-Georgia Tech* at Clemson* at Miami* at NC State* Duke at Virginia* Boston College* Miami*	27	6-8-.750	3-5-.600	2-4-.500	0-3-3	4	3	0	1	17

POINTS

Season	22 vs Pitt (1/27/15)
Career	22 vs Pitt (1/27/15)
ACC	22 vs Pitt (1/27/15)

MINUTES PLAYED

Season	36 vs Pitt (1/27/15)
Career	36 vs Pitt (1/27/15)
ACC	36 vs Pitt (1/27/15)

FIELD GOALS MADE

Season	8 vs Pitt (1/27/15)
Career	8 vs Pitt (1/27/15)
ACC	8 vs Pitt (1/27/15)

FIELD GOAL ATTEMPTS

Season	19 vs Pitt (1/27/15)
Career	19 vs Pitt (1/27/15)
ACC	19 vs Pitt (1/27/15)

3-PT FIELD GOALS MADE

Season	4 vs Pitt (1/27/15)
Career	4 vs Pitt (1/27/15)
ACC	4 vs Pitt (1/27/15)

3-PT FIELD GOAL ATTEMPTS

Season	9 vs Pitt (1/27/15)
Career	9 vs Pitt (1/27/15)
ACC	9 vs Pitt (1/27/15)

FREE THROWS MADE

Season	3 vs UMES (11/14/14), vs LU (11/19)
Career	3 vs UMES (11/14/14), vs LU (11/19)
ACC	2, 3x, last vs Georgia Tech (2/10/15)

FREE THROW ATTEMPTS

Season	6 vs App State (11/22/14)
Career	6 vs App State (11/22/14)
ACC	4 vs Georgia Tech (2/10/15)

REBOUNDS

Season	6 vs App St (11/22/14), at UL (1/13/15)
Career	6 vs App St (11/22/14), at UL (1/13/15)
ACC	6 at Louisville (1/13/15)

ASSISTS

Season	4, 3x, last vs Georgia Tech (2/10/15)
Career	4, 3x, last vs Georgia Tech (2/10/15)
ACC	4 at SU (2/3/15), vs GT (2/10/15)

BLOCKS

Season	1 vs MSU (11/30/14), vs FSU (2/7/15)
Career	1 vs MSU (11/30/14), vs FSU (2/7/15)
ACC	1 vs Florida State (2/7/15)

STEALS

Season	4 vs Liberty (11/19/14)
Career	4 vs Liberty (11/19/14)
ACC	3 vs Virginia (1/25/15), vs Pitt (1/27/15)



*- ACC games; # - Cancun Challenge; ^ - ACC/Big Ten Challenge

2014-2015 NOTES

Scored 15 points, going 5-for-5 from the field, in his collegiate debut against Maryland-Eastern Shore ... Had four rebounds, assists and steals to go along with nine points against Liberty ... Grabbed six rebounds against Appalachian State ... Had five points and three assists against Morgan State ... Scored eight points against Radford ... Had seven points at No. 17 West Virginia ... Grabbed four rebounds at Florida State ... Returned to the starting lineup and grabbed six rebounds at No. 6/7 Louisville ... Scored six points against No. 8 Notre Dame ... Scored nine points and added three steals against No. 2 Virginia ... Went off for 22 points, adding four rebounds and three assists in the win over Pitt ... Had 10 points and five rebounds at Wake Forest ... Scored nine points and added four assists and three rebounds at Syracuse ... Scored six point and grabbed five rebounds against Florida State. ... Hit the go-ahead three with 15 seconds left against Georgia Tech, finishing the game with 17 points, four assists and three drawn charges.

CAREER STATISTICS

Year	GP-GS	Min-Avg.	FGM-FGA-Pct.	3FG-FGA-Pct.	FTM-FTA-Pct.	Off.-Def.	Reb-Avg.	A-TO	Blk	Stl	TP-Avg.
14-15	24-12	496-20.7	50-137-.365	27-74-.365	17-31-.548	7-55	62-2.6	37-32	2	25	144-6.0

JUSTIN BIBBS

FRESHMAN • GUARD • 6-5 • 220
DAYTON, OHIO. • MONTVERDE ACADEMY (FLA.)

#10



SEASON STATISTICS

SEASON/CAREER GAME HIGHS

Opponent	Min	FG-A-%	3FG-A-%	FT-A-%	O-D-T	A	TO	Blk	Stl	Pts
- Maryland-Eastern Shore	29	6-10-.600	1-2-.500	2-2-1.000	0-0-0	2	0	0	1	15
- Liberty #	35	4-7-.571	2-3-.667	0-1-.000	0-2-2	1	3	0	0	10
- Appalachian State	30	5-11-.455	0-2-.000	0-0-.000	1-1-2	3	3	0	0	10
- vs. Northern Iowa #	28	3-4-.750	2-2-1.000	0-0-.000	0-0-0	1	3	0	0	8
- vs. Miami (OH) #	30	6-8-.750	5-6-.833	5-6-.833	0-3-3	3	6	0	0	22
- Morgan State #	30	3-5-.600	2-2-1.000	0-0-.000	0-5-5	1	3	0	0	8
- at Penn State ^	37	5-12-.417	3-5-.600	3-5-.600	1-4-5	1	0	0	2	16
- Radford	22	4-8-.500	1-3-.333	1-3-.333	0-4-4	1	1	0	0	10
- Alabama A&M	36	5-12-.417	1-4-.250	0-0-.000	0-2-2	4	1	0	0	11
- The Citadel	34	3-8-.375	0-3-.000	3-4-.750	0-3-3	1	1	1	0	9
- VMI	34	6-10-.600	0-0-.000	8-10-.800	1-3-4	2	4	0	1	20
- Presbyterian	28	5-11-.456	3-7-.429	0-2-.000	2-4-6	4	1	0	1	13
- at 17/15 West Virginia	27	2-7-.286	0-3-.000	0-0-.000	0-0-0	4	8	0	0	4
- Syracuse*	39	7-14-.500	4-8-.500	4-6-.667	2-9-11	1	3	0	1	22
- at Florida State*	38	8-17-.471	4-9-.444	5-7-.714	0-3-3	2	2	0	1	25
- at 6/7 Louisville*	30	6-11-.545	1-2-.500	2-2-1.000	0-4-4	0	3	0	0	15
- at 15/16 North Carolina*		-- DNP --								
- 8/9 Notre Dame*		-- DNP --								
- 2/2 Virginia*		-- DNP --								
- Pittsburgh*		-- DNP --								
- at Wake Forest*	20	3-7-.429	1-4-.250	3-3-1.000	0-2-2	1	1	0	0	10
- at Syracuse*	30	7-18-.389	1-2-.500	4-4-1.000	0-6-6	4	5	0	0	19
- Florida State*	20	0-6-.000	0-3-.000	3-6-.500	0-0-0	1	0	0	1	3
- Georgia Tech*	31	3-9-.333	1-2-.500	1-3-.333	0-2-2	1	0	0	1	8
- at Clemson*										
- at Miami*										
- at NC State*										
- Duke										
- at Virginia*										
- Boston College*										
- Miami*										

*- ACC games; # - Cancun Challenge; ^ - ACC/Big Ten Challenge

POINTS

Season	25 at Florida State (1/6/15)
Career	25 at Florida State (1/6/15)
ACC	25 at Florida State (1/6/15)

MINUTES PLAYED

Season	39 vs Syracuse (1/3/15)
Career	39 vs Syracuse (1/3/15)
ACC	39 vs Syracuse (1/3/15)

FIELD GOALS MADE

Season	8 at Florida State (1/6/15)
Career	8 at Florida State (1/6/15)
ACC	8 at Florida State (1/6/15)

FIELD GOAL ATTEMPTS

Season	18 at Syracuse (2/3/15)
Career	18 at Syracuse (2/3/15)
ACC	18 at Syracuse (2/3/15)

3-PT FIELD GOALS MADE

Season	5 vs Miami (OH) (11/26/14)
Career	5 vs Miami (OH) (11/26/14)
ACC	4 vs SU (1/3/15), at FSU (1/6/15)

3-PT FIELD GOAL ATTEMPTS

Season	9 at Florida State (1/6/15)
Career	9 at Florida State (1/6/15)
ACC	9 at Florida State (1/6/15)

FREE THROWS MADE

Season	8 vs VMI (12/22/14)
Career	8 vs VMI (12/22/14)
ACC	5 at Florida State (1/6/15)

FREE THROW ATTEMPTS

Season	10 vs VMI (12/22/14)
Career	10 vs VMI (12/22/14)
ACC	7 at Florida State (1/6/15)

REBOUNDS

Season	11 vs Syracuse (1/3/15)
Career	11 vs Syracuse (1/3/15)
ACC	11 vs Syracuse (1/3/15)

ASSISTS

Season	4, 4x, last at Syracuse (2/3/15)
Career	4, 4x, last at Syracuse (2/3/15)
ACC	4 at Syracuse (2/3/15)

BLOCKS

Season	1 vs The Citadel (12/20/14)
Career	1 vs The Citadel (12/20/14)
ACC	N/A

STEALS

Season	2 at Penn State (12/3/14)
Career	2 at Penn State (12/3/14)
ACC	1, 4x, last vs Georgia Tech (2/10/15)



2014-2015 NOTES

Scored 15 points in his collegiate debut against Maryland-Eastern Shore ... Had 10 points and two rebounds against Liberty ... Made it three straight games scoring in double figures with 10 points against Appalachian State ... Had eight points against Northern Iowa ... Went 5-for-6 from three en route to a 22-point outing against Miami (OH) ... Grabbed five rebounds and added eight points against Morgan State ... Had 16 points, five rebounds and two steals at Penn State ... Had 10 points and four rebounds against Radford ... Scored 11 points and added four assists against Alabama A&M ... Blocked the final shot of the game to seal the win and scored nine points against The Citadel ... Put up 20 points and grabbed four rebounds against VMI ... Had 13 points, six rebounds and four assists against Presbyterian ... Was named ACC Rookie of the Week (12/29) ... Notched the first double-double of his career with 22 points and 11 rebounds against Syracuse ... Continued to roll in ACC play, scoring 25 points at Florida State ... Came off the bench for the first time, scoring 15 points and grabbing four rebounds at No. 6 Louisville ... Missed the game at No. 15 North Carolina and against No. 8 Notre Dame, No. 2 Virginia and Pitt due to a concussion ... Returned to action at Wake Forest, scoring 10 points ... Led the Hokies with 19 points, adding six rebounds and four assists at Syracuse ... Returned to the starting lineup and scored eight points against Georgia Tech.

CAREER STATISTICS

Year	GP-GS	Min-Avg.	FGM-FGA-Pct.	3FG-FGA-Pct.	FTM-FTA-Pct.	Off.-Def.	Reb-Avg.	A-TO	Blk	Stl	TP-Avg.
14-15	20-16	608-30.4	91-195-.467	32-72-.444	44-64-.688	7-57	64-3.2	38-48	1	9	258-12.9

AHMED HILL

FRESHMAN • GUARD • 6-5 • 195
AUGUSTA, GA. • AQUINAS

#13



SEASON STATISTICS

SEASON/CAREER GAME HIGHS

Opponent	Min	FG-A-%	3FG-A-%	FT-A-%	O-D-T	A	TO	Blk	Stl	Pts
Maryland-Eastern Shore	20	3-6-.500	1-3-.333	4-5-.800	2-3-5	2	1	0	0	11
Liberty #	17	2-5-.200	0-1-.000	0-2-.000	1-1-2	0	2	0	0	4
Appalachian State	23	4-8-.500	0-1-.000	1-1-1.000	0-3-3	1	1	0	0	9
-vs. Northern Iowa #	28	3-7-.428	2-3-.667	1-2-.500	1-1-2	0	1	0	0	9
-vs. Miami (OH) #	22	2-7-.286	0-1-.000	1-1-1.000	2-2-4	0	5	0	1	5
-Morgan State #	21	4-7-.571	1-2-.500	3-4-.750	1-4-5	0	1	0	0	12
-at Penn State ^	34	2-8-.250	1-3-.333	1-2-.500	1-8-9	2	2	0	0	6
-Radford	23	1-2-.500	1-1-1.000	1-2-.500	0-1-1	4	2	0	0	4
-Alabama A&M	31	2-6-.333	1-4-.250	3-4-.750	0-0-0	3	2	0	2	8
-The Citadel	26	4-7-.571	0-1-.000	1-2-.500	2-5-7	0	1	0	0	9
-VMI	32	4-9-.444	1-2-.500	1-2-.500	2-4-6	0	1	1	0	10
-Presbyterian	31	5-9-.556	0-1-.000	8-11-.727	3-3-6	0	1	0	0	18
-at 17/15 West Virginia	25	2-8-.250	0-2-.000	0-0-.000	0-2-2	2	2	0	0	4
-Syracuse*	32	3-7-.429	2-2-1.000	0-0-.000	1-2-3	1	1	0	0	8
-at Florida State*	26	1-5-.200	0-2-.000	1-2-.500	0-2-2	0	1	0	1	3
-at 6/7 Louisville*	34	4-12-.333	2-5-.400	4-4-1.000	4-3-7	2	1	1	0	14
-at 15/16 North Carolina*	25	3-10-.300	1-3-.333	0-1-.000	0-2-2	2	1	0	3	7
-8/9 Notre Dame*	35	5-14-.357	1-5-.200	2-3-.667	2-3-5	4	2	0	0	13
-2/2 Virginia*	38	3-3-1.000	1-1-1.000	0-1-.000	0-1-1	2	4	0	0	7
-Pittsburgh*	43	2-7-.286	1-4-.250	5-7-.714	1-7-8	3	1	0	0	10
-at Wake Forest*	38	4-13-.308	3-6-.500	0-0-.000	2-3-5	3	3	0	0	11
-at Syracuse*	22	0-7-.000	0-1-.000	0-0-.000	0-4-4	1	1	0	1	0
-Florida State*	29	6-9-.667	4-7-.571	3-4-.750	2-2-4	2	3	0	0	19
-Georgia Tech* at Clemson* at Miami* at NC State* Duke at Virginia* Boston College* Miami*	30	0-3-.000	0-2-.000	0-0-.000	0-2-2	1	2	0	1	0

*- ACC games; # - Cancun Challenge; ^ - ACC/Big Ten Challenge

POINTS

Season	19 vs Florida State (2/7/15)
Career	19 vs Florida State (2/7/15)
ACC	19 vs Florida State (2/7/15)

MINUTES PLAYED

Season	43 vs Pitt (1/27/15)
Career	43 vs Pitt (1/27/15)
ACC	43 vs Pitt (1/27/15)

FIELD GOALS MADE

Season	6 vs Florida State (2/7/15)
Career	6 vs Florida State (2/7/15)
ACC	6 vs Florida State (2/7/15)

FIELD GOAL ATTEMPTS

Season	14 vs Notre Dame (1/22/15)
Career	14 vs Notre Dame (1/22/15)
ACC	14 vs Notre Dame (1/22/15)

3-PT FIELD GOALS MADE

Season	4 vs Florida State (2/7/15)
Career	4 vs Florida State (2/7/15)
ACC	4 vs Florida State (2/7/15)

3-PT FIELD GOAL ATTEMPTS

Season	7 vs Florida State (2/7/15)
Career	7 vs Florida State (2/7/15)
ACC	7 vs Florida State (2/7/15)

FREE THROWS MADE

Season	8 vs PC (12/27/14)
Career	8 vs PC (12/27/14)
ACC	5 vs Pitt (1/27/15)

FREE THROW ATTEMPTS

Season	11 vs PC (12/27/14)
Career	11 vs PC (12/27/14)
ACC	7 vs Pitt (1/27/15)

REBOUNDS

Season	9 at Penn State (12/3/14)
Career	9 at Penn State (12/3/14)
ACC	8 vs Pitt (1/27/15)

ASSISTS

Season	4 vs RU (12/7/14), vs ND (1/22/15)
Career	4 vs RU (12/7/14), vs ND (1/22/15)
ACC	4 vs Notre Dame (1/22/15)

BLOCKS

Season	1 vs VMI (12/22/14), at UL (1/13/15)
Career	1 vs VMI (12/22/14), at UL (1/13/15)
ACC	1 at Louisville (1/13/15)

STEALS

Season	3 at North Carolina (1/18/15)
Career	3 at North Carolina (1/18/15)
ACC	3 at North Carolina (1/18/15)



2014-2015 NOTES

Scored 11 points and grabbed five rebounds in the opener against Maryland-Eastern Shore ... Scored nine points and added three rebounds against Appalachian State ... Had nine points in his first career start against Northern Iowa ... Had five points and four rebounds against Miami (OH) ... Scored 12 points and grabbed five rebounds against Morgan State ... Had nine boards and six points at Penn State ... Had four assists and four points against Radford ... Scored eight points and added three assists against Alabama A&M ... Had nine points and seven rebounds against The Citadel ... Had 10 points and six rebounds against VMI ... Scored 18 points and added six boards against Presbyterian ... Had eight points and three rebounds against Syracuse ... Scored 14 points and brought down seven rebounds at No. 6 Louisville ... Had seven points and three steals at No. 15 North Carolina ... Had 13 points, four assists and five rebounds against No. 8 Notre Dame ... Scored seven points against No. 2 Virginia ... Had 10 points and eight rebounds in the win over Pitt ... Scored 11 points, adding five rebounds and three assists at Wake Forest ... Helped lead Tech with 19 points, including four threes, against Florida State.

CAREER STATISTICS

Year	GP-GS	Min-Avg.	FGM-FGA-Pct.	3FG-FGA-Pct.	FTM-FTA-Pct.	Off.-Def.	Reb-Avg.	A-TO	Blk	Stl	TP-Avg.
14-15	24-21	685-28.5	69-179-.385	23-63-.365	40-60-.667	27-68	95-4.0	35-42	3	9	201-8.4

JALEN HUDSON

#23



FRESHMAN • GUARD • 6-5 • 195
RICHMOND, VA. • ST. VINCENT-ST. MARY (OHIO)

SEASON STATISTICS

SEASON/CAREER GAME HIGHS

Opponent	Min	FG-A-%	3FG-A-%	FT-A-%	O-D-T	A	TO	Blk	Stl	Pts
Maryland-Eastern Shore	18	0-2-.000	0-2-.000	4-6-.667	0-3-3	0	2	0	0	4
Liberty #	13	3-4-.750	0-1-.000	1-4-.250	0-1-1	1	3	2	1	7
Appalachian State	14	2-4-.500	1-2-.500	0-2-.000	1-3-4	3	1	0	0	5
vs. Northern Iowa #	16	1-3-.333	0-2-.000	1-1-1.000	0-2-2	3	3	0	1	3
vs. Miami (OH) #	21	1-3-.333	0-1-.000	1-2-.500	1-2-3	1	1	2	1	3
Morgan State #	9	1-1-1.000	0-0-.000	1-2-.500	0-0-0	2	1	0	0	3
at Penn State ^	15	3-4-.750	0-0-.000	0-0-.000	0-0-0	2	0	0	0	6
Radford	24	4-6-.667	1-2-.500	0-2-.000	3-0-3	0	1	0	3	9
Alabama A&M	6	0-1-.000	0-1-.000	2-2-1.000	0-0-0	0	1	0	0	2
The Citadel	22	2-4-.500	0-1-.000	4-4-1.000	1-3-4	1	1	1	0	8
VMI	17	5-7-.714	0-1-.000	2-3-.667	1-0-1	0	2	2	2	12
Presbyterian	23	6-8-.750	1-3-.333	2-2-1.000	0-0-0	2	2	0	0	15
at 17/15 West Virginia	15	0-2-.000	0-1-.000	1-3-.333	0-3-3	0	3	0	2	1
Syracuse*	--	DNP --	--	--	--	--	--	--	--	--
at Florida State*	9	1-3-.333	0-2-.000	2-2-1.000	1-0-1	0	0	0	0	4
at 6/7 Louisville*	14	2-7-.286	0-1-.000	1-2-.500	2-0-2	2	0	0	0	5
at 15/16 North Carolina*	26	3-9-.333	2-5-.400	0-2-.000	0-0-0	4	2	0	2	8
-8/9 Notre Dame*	27	5-12-.417	1-5-.200	1-2-.500	0-2-2	2	4	0	0	12
-2/2 Virginia*	9	1-2-.500	0-1-.000	1-3-.333	1-0-1	0	2	1	0	3
-Pittsburgh*	8	0-0-.000	0-0-.000	0-0-.000	0-1-1	0	2	0	0	0
at Wake Forest*	9	1-1-1.000	0-0-.000	2-2-1.000	1-1-2	0	2	0	1	4
at Syracuse*	30	7-11-.636	2-4-.500	2-2-1.000	1-6-7	3	3	0	1	18
Florida State*	15	3-4-.750	0-0-.000	1-2-.500	1-2-3	2	1	0	0	7
Georgia Tech*	13	2-3-.667	0-0-.000	2-2-1.000	0-1-1	2	2	1	0	6
at Clemson*										
at Miami*										
at NC State*										
Duke										
at Virginia*										
Boston College*										
Miami*										

POINTS

Season	18 at Syracuse (2/3/15)
Career	18 at Syracuse (2/3/15)
ACC	18 at Syracuse (2/3/15)

MINUTES PLAYED

Season	30 at Syracuse (2/3/15)
Career	30 at Syracuse (2/3/15)
ACC	30 at Syracuse (2/3/15)

FIELD GOALS MADE

Season	7 at Syracuse (2/3/15)
Career	7 at Syracuse (2/3/15)
ACC	7 at Syracuse (2/3/15)

FIELD GOAL ATTEMPTS

Season	12 vs Notre Dame (1/22/15)
Career	12 vs Notre Dame (1/22/15)
ACC	12 vs Notre Dame (1/22/15)

3-PT FIELD GOALS MADE

Season	2 at UNC (1/18/15), at Syracuse (2/3/15)
Career	2 at UNC (1/18/15), at Syracuse (2/3/15)
ACC	2 at UNC (1/18/15), at Syracuse (2/3/15)

3-PT FIELD GOAL ATTEMPTS

Season	5 at UNC (1/18/15), vs ND (1/22/15)
Career	5 at UNC (1/18/15), vs ND (1/22/15)
ACC	5 at UNC (1/18/15), vs ND (1/22/15)

FREE THROWS MADE

Season	4 vs UMES (11/14), vs The Citadel (12/20)
Career	4 vs UMES (11/14), vs The Citadel (12/20)
ACC	2, 3x, last vs Georgia Tech (2/10/15)

FREE THROW ATTEMPTS

Season	6 vs UMES (11/14/14)
Career	6 vs UMES (11/14/14)
ACC	3 vs Virginia (1/25/15)

REBOUNDS

Season	7 at Syracuse (2/3/15)
Career	7 at Syracuse (2/3/15)
ACC	7 at Syracuse (2/3/15)

ASSISTS

Season	4 at North Carolina (1/18/15)
Career	4 at North Carolina (1/18/15)
ACC	4 at North Carolina (1/18/15)

BLOCKS

Season	2, 3x, last vs VMI (12/22/14)
Career	2, 3x, last vs VMI (12/22/14)
ACC	1 vs UVa (1/25/15), vs GT (2/10/15)

STEALS

Season	3 vs Radford (12/7/14)
Career	3 vs Radford (12/7/14)
ACC	2 at North Carolina (1/18/15)



*- ACC games; # - Cancun Challenge; ^ - ACC/Big Ten Challenge

2014-2015 NOTES

Had four points and three rebounds in the opener against Maryland-Eastern Shore ... Scored seven points and blocked two shots against Liberty ... Had five points, four rebounds and three assists in 14 minutes against Appalachian State Had three points and three assists against Northern Iowa ... Scored three points and added three rebounds against Miami (OH) ... Scored six points at Penn State ... Had three steals and nine points against Radford ... Scored eight points and grabbed four rebounds against The Citadel ... Scored 12 points and blocked two shots in the win over VMI ... Put up 15 points against Presbyterian ... Did not play against Syracuse due to back pains ... Returned at Florida State and scored four points in limited action ... Had five points, two rebounds and two assists at No. 6 Louisville ... Had eight points and four assists at No. 15 North Carolina ... Scored 12 points in his first career start against No. 8 Notre Dame ... Scored four points and grabbed two rebounds in limited action at Wake Forest ... Impressed at Syracuse with 18 points, seven rebounds and three assists ... Added seven points and three rebounds for the Hokies against Florida State ... Scored six points in the win over Georgia Tech.

CAREER STATISTICS

Year	GP-GS	Min-Avg.	FGM-FGA-Pct.	3FG-FGA-Pct.	FTM-FTA-Pct.	Off.-Def.	Reb-Avg.	A-TO	Blk	Stl	TP-Avg.
14-15	23-3	37.3-16.2	53-101-.525	8-35-.229	31-52-.596	14-30	44-1.9	30-39	9	14	145-6.3

SATCHEL PIERCE

FRESHMAN • FORWARD • 7-0 • 255
BARBERTON, OHIO • KISKI SCHOOL (PA.)

#21



SEASON STATISTICS

SEASON/CAREER GAME HIGHS

Opponent	Min	FG-A-%	3FG-A-%	FT-A-%	O-D-T	A	TO	Blk	Stl	Pts
Maryland-Eastern Shore	15	1-2-.500	0-0-.000	2-4-.500	1-1-2	1	1	2	0	4
Liberty #	7	0-0-.000	0-0-.000	0-0-.000	0-0-0	0	1	0	0	0
Appalachian State	22	1-3-.000	0-0-.000	3-4-.750	3-0-3	0	1	0	0	5
vs. Northern Iowa #	8	2-2-1.000	0-0-.000	0-0-.000	0-1-1	1	0	1	0	4
vs. Miami (OH) #	13	1-1-1.000	0-0-.000	4-4-1.000	1-3-4	0	2	1	1	6
Morgan State #	7	0-5-.000	0-0-.000	0-0-.000	3-1-4	1	2	1	1	0
at Penn State ^	8	1-3-.333	0-0-.000	0-0-.000	0-1-1	0	1	1	0	2
Radford	1	0-0-.000	0-0-.000	0-0-.000	0-0-0	0	0	0	0	0
Alabama A&M	7	2-3-.667	0-0-.000	0-1-.000	0-1-1	0	1	0	0	4
The Citadel	8	0-1-.000	0-0-.000	0-0-.000	0-3-3	0	0	1	0	0
VMI		-- DNP --								
Presbyterian	13	3-6-.500	0-0-.000	0-0-.000	1-3-4	0	2	0	1	6
at 17/15 West Virginia	23	5-7-.714	0-0-.000	0-1-.000	2-3-5	0	2	1	1	10
Syracuse*	16	2-2-1.000	0-0-.000	0-0-.000	1-3-4	0	2	1	0	4
at Florida State*	22	2-5-.400	0-0-.000	1-3-.333	3-0-3	1	1	1	0	5
- at 6/7 Louisville*	29	3-5-.600	0-0-.000	0-2-.000	4-0-4	3	0	0	1	6
- at 15/16 North Carolina*	19	1-1-1.000	0-0-.000	0-0-.000	0-1-1	0	2	2	1	2
8/9 Notre Dame*	21	1-4-.250	0-0-.000	2-3-.667	4-2-6	0	0	1	0	4
2/2 Virginia*	20	1-1-1.000	0-0-.000	0-0-.000	0-3-3	1	3	2	0	2
Pittsburgh*	12	0-2-.000	0-0-.000	0-0-.000	1-2-3	1	1	1	0	0
- at Wake Forest*	11	0-0-.000	0-0-.000	2-2-1.000	1-1-2	0	2	0	0	2
- at Syracuse*	19	0-3-.000	0-0-.000	0-0-.000	1-1-2	1	0	0	0	0
- Florida State*	7	0-4-.000	0-0-.000	0-0-.000	1-0-1	1	2	0	0	0
Georgia Tech*	4	0-1-.000	0-0-.000	0-0-.000	0-0-0	1	1	2	0	0
at Clemson*										
at Miami*										
at NC State*										
Duke										
at Virginia*										
Boston College*										
Miami*										

*- ACC games; # - Cancun Challenge; ^ - ACC/Big Ten Challenge

POINTS

Season	10 at West Virginia (12/30/14)
Career	10 at West Virginia (12/30/14)
ACC	6 at Louisville (1/13/15)

MINUTES PLAYED

Season	29 at Louisville (1/13/15)
Career	29 at Louisville (1/13/15)
ACC	29 at Louisville (1/13/15)

FIELD GOALS MADE

Season	5 at West Virginia (12/30/14)
Career	5 at West Virginia (12/30/14)
ACC	3 at Louisville (1/13/15)

FIELD GOAL ATTEMPTS

Season	7 at West Virginia (12/30/14)
Career	7 at West Virginia (12/30/14)
ACC	5 at FSU (1/6/15), at Louisville (1/13/15)

3-PT FIELD GOALS MADE

Season	N/A
Career	N/A
ACC	N/A

3-PT FIELD GOAL ATTEMPTS

Season	N/A
Career	N/A
ACC	N/A

FREE THROWS MADE

Season	4 vs Miami (OH) (11/26/14)
Career	4 vs Miami (OH) (11/26/14)
ACC	2 vs ND (1/22/15), at WF(1/31/15)

FREE THROW ATTEMPTS

Season	4, 3x, last vs Miami (OH) (11/26/14)
Career	4, 3x, last vs Miami (OH) (11/26/14)
ACC	3 at FSU (1/6/15), vs ND (1/22/15)

REBOUNDS

Season	6 vs Notre Dame (1/22/15)
Career	6 vs Notre Dame (1/22/15)
ACC	6 vs Notre Dame (1/22/15)

ASSISTS

Season	3 at Louisville (1/13/15)
Career	3 at Louisville (1/13/15)
ACC	3 at Louisville (1/13/15)

BLOCKS

Season	2, 4x, last vs Georgia Tech (2/10/15)
Career	2, 4x, last vs Georgia Tech (2/10/15)
ACC	2, 3x, last vs Georgia Tech (2/10/15)

STEALS

Season	1, 6x, last at North Carolina (1/18/15)
Career	1, 6x, last at North Carolina (1/18/15)
ACC	1 at UL (1/13/15), at UNC (1/18/15)



2014-2015 NOTES

Had four points and two blocks against Maryland-Eastern Shore ... Scored five points and grabbed three rebounds against Appalachian State ... Had four points against Northern Iowa ... Scored six points and added four rebounds against Miami (OH) ... Had four points against Alabama A&M ... Grabbed three rebounds and blocked a shot against The Citadel ... Scored six points and grabbed four rebounds against Presbyterian ... Put up 10 points and grabbed five rebounds at No. 17 West Virginia ... Had four points and four rebounds against Syracuse ... Scored five points and added three rebounds at Florida State ... Made his first career start at No. 6 Louisville, scoring six points and grabbing four rebounds ... Brought down six rebounds and scored four points against No. 8 Notre Dame.

CAREER STATISTICS

Year	GP-GS	Min-Avg.	FGM-FGA-Pct.	3FG-FGA-Pct.	FTM-FTA-Pct.	Off.-Def.	Reb.-Avg.	A-TO	Blk	Stl	TP-Avg.
14-15	23-5	312-13.6	26-61-.426	0-0-.000	14-24-.583	27-30	57-2.5	12-27	18	6	66-2.9

GAME 22

SYRACUSE 72, VIRGINIA TECH 70

FEB. 3, 2015 • 9 PM • SYRACUSE, N.Y.

Keys to the Game:

-- Justin Bibbs led the Hokies with 19 points, while Jalen Hudson set new highs in an impressive 18-point, 7-rebound performance.

-- The Hokies led by as many as 13 points with just over six minutes to play.

-- Tech was unable to score a field goal in the final 4:45 of regulation, but never trailed until the game-deciding shot.

-- The Hokies committed six turnovers in the final 3:40 of the game and Syracuse was able to capitalize and work its way back.

-- Tech turned the ball over immediately following their final timeout with 26 seconds remaining. The Hokies fouled and Michael Gbinije hit them both to tie the game. Tech turned it over on its final possession and it was against Gbinije with the dagger, leaving less than a second on the clock.

-- This was Tech's seventh loss by three-or-less points.

VIRGINIA TECH (9-13, 1-8 ACC)

Player	MP	FG	FT	TR	PF	A	TO	Blk	Stl	TP
Devin Wilson, g	20	1-1	0-0	2	2	3	1	0	1	2
Ahmed Hill, g	22	0-7	0-0	4	1	1	1	0	1	0
Satchel Pierce, f	19	0-3	0-0	2	5	1	0	0	0	0
Malik Müller, g	32	3-7	0-0	3	3	4	4	0	1	9
Adam Smith, g	40	5-11	0-0	2	3	3	2	1	0	13
Shane Henry	7	4-6	1-2	8	5	0	0	1	0	9
Justin Bibbs	30	7-18	4-4	6	1	4	5	0	0	19
Jalen Hudson	30	7-11	2-2	7	5	3	3	0	1	18
TEAM				6						
Totals	200	27-64	7-8	40	25	19	16	2	4	70

SYRACUSE (15-7, 6-3 ACC)

Player	MP	FG	FT	TR	PF	A	TO	Blk	Stl	TP
Michael Gbinije, f	40	5-9	6-10	2	2	7	4	0	4	18
Tyler Roberson, f	33	3-8	0-0	11	3	1	3	2	1	6
Rakeem Christmas, c	40	5-12	5-10	12	4	2	3	5	4	15
Trevor Cooney, g	40	7-18	2-3	3	2	1	0	0	1	18
Kaleb Joseph, g	17	1-3	3-6	3	1	2	1	1	1	5
B.J. Johnson	7	1-4	0-0	3	0	0	0	0	0	2
Ron Patterson	23	4-7	0-0	4	1	2	1	0	1	8
TEAM				2						
Totals	200	26-61	16-29	40	13	15	12	8	12	72

3-Pointers.....VT 9 (Müller 3, Smith 3, Hudson 2, Bibbs)
SU 4 (Cooney 2, Gbinije 2)
Blocks.....VT 2 (Bibbs, Henry)
SU 8 (Christmas 5, Roberson 2, Joseph)
Steals.....VT 4 (Hill, Hudson, Müller, Wilson)
SU 12 (Christmas 4, Gbinije 4, Cooney, Joseph, Patterson, Roberson)
Officials.....Corbett, Ayers, Styons
Technicals.....None
Attendance.....22,928

Percentages:
 Virginia Tech FG%...42.2 3FG%...50.0 FT%...87.5
 Syracuse FG%...42.6 3FG%...19.0 FT%...55.2

Virginia Tech	30	40	-	70
Syracuse	34	38	-	72

GAME 23

FLORIDA STATE 73, VIRGINIA TECH 65

FEB. 7, 2015 • 3 PM • BLACKSBURG, VA.

Keys to the Game:

-- Ahmed Hill helped lead Tech with a season-best 19 points, including four threes. Adam Smith also added 19 points for the Hokies.

-- The Hokies kept things close in the first half, always hanging around, and trailed at the break 31-26.

-- Florida State pulled away in the second half and used a 17-6 run to disntace itself just past the midway point.

-- The Hokies got back to within six late in the game, but were unable to get any closer.

FLORIDA STATE (13-11, 5-6 ACC)

Player	MP	FG	FT	TR	PF	A	TO	Blk	Stl	TP
Phil Cofer, f	18	2-3	0-0	3	1	0	0	2	0	5
Michael Ojo, c	12	2-3	0-1	4	0	0	3	2	0	4
Devon Bookert, g	20	3-4	1-2	4	4	3	2	0	0	10
Xavier Rathan-Mayes, g	36	3-8	6-8	4	2	11	4	0	0	12
Montay Brandon, g	34	6-9	3-5	6	3	2	4	1	0	16
Jarquez Smith	20	3-5	0-0	2	3	0	3	2	0	7
Kiel Turpin	14	2-5	2-2	0	4	0	1	0	0	6
Boris Bojanovsky	15	1-2	1-1	3	3	1	3	2	0	3
Robbie Berwick	18	1-3	0-0	2	1	0	0	0	1	3
Brandon Allen	13	2-4	2-2	4	0	1	0	0	0	7
TEAM										
Totals	200	25-46	15-21	32	21	18	20	9	1	73

VIRGINIA TECH (9-14, 1-9 ACC)

Player	MP	FG	FT	TR	PF	A	TO	Blk	Stl	TP
Satchel Pierce, f	7	0-4	0-0	1	1	1	2	0	0	0
Malik Müller, g	34	2-6	1-2	5	3	2	1	1	1	6
Adam Smith, g	36	6-14	4-4	1	3	2	1	0	0	19
Devin Wilson, g	28	0-3	2-4	1	1	2	2	0	1	2
Ahmed Hill, g	29	6-9	3-4	4	5	2	3	0	0	19
Shane Henry	9	3-3	0-0	0	1	0	1	0	3	6
Justin Bibbs	20	0-6	3-6	0	2	1	0	0	1	3
Christian Beyer	22	1-3	1-1	4	3	3	1	0	0	3
Jalen Hudson	15	3-4	1-2	3	2	1	0	0	0	7
TEAM				4						
Totals	200	21-52	15-23	23	21	15	12	1	6	65

3-Pointers.....VT 8 (Hill 4, Smith 3, Müller)
FSU 8 (Bookert 3, Allen, Berwick, Brandon, Cofer, Smith)
Blocks.....VT 1 (Müller)
FSU 9 (Bojanovsky 2, Cofer 2, Ojo 2, Smith 2, Brandon)
Steals.....VT 6 (Henry 3, Bibbs, Müller, Wilson)
FSU 1 (Berwick)

Officials.....Covington, Jr., Kelly, Humes
Technicals.....None
Attendance.....7,819

Percentages:
 Florida State FG%...54.3 3FG%...44.4 FT%...71.4
 Virginia Tech FG%...40.4 3FG%...38.1 FT%...65.2

Florida State	31	42	-	73
Virginia Tech	26	39	-	65

GAME 24

VIRGINIA TECH 65, GEORGIA TECH 63

FEB. 9, 2015 • 9 PM • BLACKSBURG, VA.

Keys to the Game:

-- Malik Müller hit the go-ahead three with 15 seconds left in the game to cap off a team-best, 17-point night.

-- Müller also drew three charges in the game.

-- This was the Hokies' third win of the year by three-or-less points (10 attempts).

-- Jalen Hudson drove the lane and kicked it to Müller for the three in the corner to put the Hokies up one late.

-- The Virginia Tech defense got a stop on Georgia Tech's final possession as the officials ruled the ball went out of bounds off of Marcus Georges-Hunt on his late attempt. Georgia Tech fouled Adam Smith who hit 1-of-2 from the line to up the difference.

-- The Hokies rallied back from being down 10 with under five minutes to play and scored on their final eight possessions.

-- Virginia Tech went up 14-2 to start the game, but let Georgia Tech get back into it and take a lead into the halftime break.

GEORGIA TECH (11-13, 2-10 ACC)

Player	MP	FG	FT	TR	PF	A	TO	Blk	Stl	TP
Marcus Georges-Hunt, f	37	3-12	4-4	5	2	0	1	1	0	11
Robert Sampson, f	5	0-2	0-0	1	4	1	2	0	0	0
Demarco Cox, c	20	1-5	0-1	6	2	0	2	0	0	2
Chris Bolden, g	30	4-11	1-1	3	1	0	2	0	0	10
Travis Jorgenson, g	24	2-4	0-0	2	1	4	3	1	2	4
Charles Mitchell	22	7-10	3-7	8	2	1	0	0	0	17
Tadric Jackson	18	4-9	0-0	3	2	0	1	0	0	10
Corey Heyward	14	0-1	0-0	1	1	0	0	0	1	0
Josh Heath	16	0-1	5-6	3	1	2	1	0	1	5
Quinton Stephens	14	2-6	0-0	4	2	0	0	1	0	4
TEAM				3			1			
Totals	200	23-61	13-19	39	18	8	13	3	4	63

VIRGINIA TECH (10-14, 2-9 ACC)

Player	MP	FG	FT	TR	PF	A	TO	Blk	Stl	TP
Shane Henry, f	12	4-4	2-3	2	5	0	2	0	0	10
Malik Müller, g	27	6-8	2-4	3	3	4	3	0	1	17
Adam Smith, g	34	6-13	2-3	4	2	0	1	0	1	15
Justin Bibbs, g	31	3-9	1-3	2	0	1	0	0	1	8
Ahmed Hill, g	30	0-3	0-0	2	2	1	2	1	1	0
Devin Wilson	23	1-3	0-0	2	3	2	2	0	0	2
Satchel Pierce	4	0-1	0-0	0	1	1	1	2	0	0
Christian Beyer	26	3-4	1-2	5	1	0	0	0	2	7
Jalen Hudson	13	2-3	2-2	1	3	2	2	1	0	6
TEAM				6						
Totals	200	25-48	10-17	27	19	11	13	4	6	65

3-Pointers.....VT 5 (Müller 3, Bibbs, Smith)
GT 4 (Jackson 2, Bolden, Georges-Hunt)
Blocks.....VT 4 (Pierce 2, Hill, Hudson)
GT 3 (Georges-Hunt, Jorgenson, Stephens)
Steals.....VT 6 (Beyer 2, Bibbs, Hill, Müller, Smith)
GT 4 (Jorgenson 2, Heath, Heyward)

Officials.....Nestor, Wymer, Kersey
Technicals.....None
Attendance.....5,346

Percentages:
 Georgia Tech FG%...37.7 3FG%...21.1 FT%...68.4
 Virginia Tech FG%...52.1 3FG%...41.7 FT%...58.8

Georgia Tech	31	32	-	63
Virginia Tech	26	39	-	65

THE STAT CREW SYSTEM
Virginia Tech Combined Team Statistics (as of Feb 10, 2015)
All games

RECORD:	OVERALL	HOME	AWAY	NEUTRAL
ALL GAMES	10-14	9-6	0-7	1-1
CONFERENCE	2-9	2-4	0-5	0-0
NON-CONFERENCE	8-5	7-2	0-2	1-1

##	Player	gp-gs	min	avg	Total		3-Point		F-Throw		Rebounds				pf	dq	a	to	blk	stl	pts	avg
					fg-fga	fg%	3fg-fga	3fg%	ft-fa	ft%	off	def	tot	avg								
03	Adam Smith	24-14	726	30.3	118-268	.440	60-139	.432	28-37	.757	12	53	65	2.7	41	0	26	22	3	11	324	13.5
10	Justin Bibbs	20-16	608	30.4	91-195	.467	32-72	.444	44-64	.688	7	57	64	3.2	45	2	38	48	1	9	258	12.9
02	Joey van Zegeren	13-3	265	20.4	57-95	.600	0-1	.000	13-41	.317	30	39	69	5.3	33	2	3	15	18	5	127	9.8
13	Ahmed Hill	24-21	685	28.5	69-179	.385	23-63	.365	40-60	.667	27	68	95	4.0	49	2	35	42	3	9	201	8.4
11	Devin Wilson	24-21	702	29.3	47-101	.465	7-20	.350	62-86	.721	11	60	71	3.0	47	0	101	49	1	23	163	6.8
23	Jalen Hudson	23-3	373	16.2	53-101	.525	8-35	.229	31-52	.596	14	30	44	1.9	47	2	30	39	9	14	145	6.3
01	Malik Muller	24-12	496	20.7	50-137	.365	27-74	.365	17-31	.548	7	55	62	2.6	47	0	37	32	2	25	144	6.0
22	Christian Beyer	16-2	188	11.8	22-36	.611	1-1	1.000	8-13	.615	12	29	41	2.6	15	0	6	7	2	4	53	3.3
25	Will Johnston	18-9	229	12.7	18-45	.400	16-40	.400	4-5	.800	7	12	19	1.1	19	0	7	2	1	2	56	3.1
00	Shane Henry	23-14	241	10.5	29-65	.446	0-0	.000	9-19	.474	22	52	74	3.2	42	3	3	18	24	6	67	2.9
21	Satchel Pierce	23-5	312	13.6	26-61	.426	0-0	.000	14-24	.583	27	30	57	2.5	61	3	12	27	18	6	66	2.9
Team													35	45	80		2		2			
Total.....		24	4825		580-1283	.452	174-445	.391	270-432	.625	211	530	741	30.9	448	14	298	303	82	114	1604	66.8
Opponents.....		24	4825		576-1374	.419	172-522	.330	298-458	.651	327	568	895	37.3	426	-	320	324	107	131	1622	67.6

TEAM STATISTICS	VT	OPP	Date	Opponent	Score	Att.
SCORING	1604	1622	11/14/14	UMES	w 71-46	6191
Points per game	66.8	67.6	11/19/14	LIBERTY	w 73-63	5586
Scoring margin	-0.7	-	11/22/14	APPALACHIAN STATE	L 63-65	2970
FIELD GOALS-ATT	580-1283	576-1374	11/25/14	vs Northern Iowa	L 54-73	650
Field goal pct	.452	.419	11/26/14	vs MIAMI (OH)	w 78-63	650
3 POINT FG-ATT	174-445	172-522	11/30/14	MORGAN STATE	w 83-63	3996
3-point FG pct	.391	.330	12/3/14	at Penn State	L 58-61	7326
3-pt FG made per game	7.3	7.2	12/07/14	RADFORD	L 66-68	5394
FREE THROWS-ATT	270-432	298-458	12/14/14	ALABAMA A&M	w 65-55	3559
Free throw pct	.625	.651	12/20/14	THE CITADEL	w 64-61	3454
F-Throws made per game	11.3	12.4	12/22/14	VMI	w 87-74	5326
REBOUNDS	741	895	12/27/14	PRESBYTERIAN	w 87-65	3420
Rebounds per game	30.9	37.3	12/30/14	at West Virginia	L 51-82	13330
Rebounding margin	-6.4	-	* 01/03/15	SYRACUSE	L 66-68	6838
ASSISTS	298	320	* 01/06/15	at Florida State	L 75-86	6353
Assists per game	12.4	13.3	* 1/13/15	at LOUISVILLE	L 63-78	21684
TURNOVERS	303	324	* 01/18/15	at North Carolina	L 53-68	19745
Turnovers per game	12.6	13.5	* 01/22/15	NOTRE DAME	L 60-85	7451
Turnover margin	+0.9	-	* 01/25/15	VIRGINIA	L 47-50	9847
Assist/turnover ratio	1.0	1.0	* 01/27/15	PITTSBURGH	Wot 70-67	5206
STEALS	114	131	* 01/31/15	at Wake Forest	L 70-73	11752
Steals per game	4.8	5.5	* 2/3/15	at Syracuse	L 70-72	22928
BLOCKS	82	107	* 02/07/15	FLORIDA STATE	L 65-73	7819
Blocks per game	3.4	4.5	* 02/09/15	GEORGIA TECH	w 65-63	5346
ATTENDANCE	82403	104418				
Home games-Avg/Game	15-5494	7-14731				
Neutral site-Avg/Game	-	2-650				

* - Conference game

Score by Periods	1st	2nd	OT	Totals
Virginia Tech	749	847	8	1604
Opponents	761	856	5	1622

THE STAT CREW SYSTEM
Virginia Tech Combined Team Statistics (as of Feb 10, 2015)
Conference games

RECORD:	OVERALL	HOME	AWAY	NEUTRAL
ALL GAMES	2-9	2-4	0-5	0-0
CONFERENCE	2-9	2-4	0-5	0-0
NON-CONFERENCE	0-0	0-0	0-0	0-0

#	Player	gp-gs	min	avg	Total		3-Point		F-Throw		Rebounds			pf	dq	a	to	blk	stl	pts	avg	
					fg-fga	fg%	3fg-fga	3fg%	ft-fga	ft%	off	def	tot									
03	Adam Smith	11-6	360	32.7	59-142	.415	32-80	.400	15-17	.882	8	20	28	2.5	21	0	14	9	2	6	165	15.0
10	Justin Bibbs	7-3	208	29.7	34-82	.415	12-30	.400	22-31	.710	2	26	28	4.0	14	1	10	14	0	4	102	14.6
13	Ahmed Hill	11-11	352	32.0	31-90	.344	15-38	.395	15-22	.682	12	31	43	3.9	28	2	21	20	2	6	92	8.4
01	Malik Muller	11-5	253	23.0	31-85	.365	18-49	.367	7-12	.583	5	32	37	3.4	23	0	18	16	1	12	87	7.9
23	Jalen Hudson	10-3	160	16.0	25-52	.481	5-18	.278	12-19	.632	7	13	20	2.0	23	2	15	18	2	4	67	6.7
11	Devin Wilson	11-10	341	31.0	18-49	.367	3-11	.273	24-34	.706	5	25	30	2.7	23	0	47	20	0	9	63	5.7
22	Christian Beyer	8-0	130	16.3	16-25	.640	1-1	1.000	5-9	.556	7	20	27	3.4	12	0	3	3	1	3	38	4.8
00	Shane Henry	11-6	115	10.5	16-29	.552	0-0	.000	8-15	.533	8	21	29	2.6	26	3	2	8	8	5	40	3.6
25	Will Johnston	8-6	126	15.8	8-24	.333	8-21	.381	1-2	.500	5	6	11	1.4	12	0	5	1	1	0	25	3.1
21	Satchel Pierce	11-5	180	16.4	10-28	.357	0-0	.000	5-10	.500	16	13	29	2.6	33	2	9	14	10	2	25	2.3
Team												17	18	35								
Total.....		11	2225		248-606	.409	94-248	.379	114-171	.667	92	225	317	28.8	215	10	144	123	27	51	704	64.0
Opponents.....		11	2225		279-627	.445	74-216	.343	151-233	.648	150	291	441	40.1	180	-	164	130	63	52	783	71.2

TEAM STATISTICS	VT	OPP	Date	Opponent	Score	Att.
SCORING	704	783	* 01/03/15	SYRACUSE	L 66-68	6838
Points per game	64.0	71.2	* 01/06/15	at Florida State	L 75-86	6353
Scoring margin	-7.2	-	* 1/13/15	at LOUISVILLE	L 63-78	21684
FIELD GOALS-ATT	248-606	279-627	* 01/18/15	at North Carolina	L 53-68	19745
Field goal pct	.409	.445	* 01/22/15	NOTRE DAME	L 60-85	7451
3 POINT FG-ATT	94-248	74-216	* 01/25/15	VIRGINIA	L 47-50	9847
3-point FG pct	.379	.343	* 01/27/15	PITTSBURGH	Wot 70-67	5206
3-pt FG made per game	8.5	6.7	* 01/31/15	at Wake Forest	L 70-73	11752
FREE THROWS-ATT	114-171	151-233	* 2/3/15	at Syracuse	L 70-72	22928
Free throw pct	.667	.648	* 02/07/15	FLORIDA STATE	L 65-73	7819
F-Throws made per game	10.4	13.7	* 02/09/15	GEORGIA TECH	W 65-63	5346
REBOUNDS	317	441				
Rebounds per game	28.8	40.1				
Rebounding margin	-11.3	-				
ASSISTS	144	164				
Assists per game	13.1	14.9				
TURNOVERS	123	130				
Turnovers per game	11.2	11.8				
Turnover margin	+0.6	-				
Assist/turnover ratio	1.2	1.3				
STEALS	51	52				
Steals per game	4.6	4.7				
BLOCKS	27	63				
Blocks per game	2.5	5.7				
ATTENDANCE	42507	82462				
Home games-Avg/Game	6-7084	5-16492				
Neutral site-Avg/Game	-	0-0				

* - Conference game

Score by Periods	1st	2nd	OT	Totals
Virginia Tech	307	389	8	704
Opponents	392	386	5	783

THE STAT CREW SYSTEM
Virginia Tech Points-Rebounds-Assists (as of Feb 10, 2015)
All games

Opponent	Date	Score		00	01	02	03	10	11	13
				HENRY,SHAN	MULLER,MAL	ZEGEREN,JO	SMITH,ADAM	BIBBS,JUST	WILSON,DEV	HILL,AHMED
UMES	11/14/14	71-46	w	3-8-0	15-3-0	4-4-0	7-3-0	15-0-2	5-3-6	11-5-2
LIBERTY	11/19/14	73-63	w	DNP	9-4-4	17-10-0	13-1-1	10-2-1	13-3-9	4-2-0
APPALACHIAN STATE	11/22/14	63-65	L	0-0-0	2-6-1	8-2-0	11-1-0	10-2-3	10-2-3	9-3-1
vs Northern Iowa	11/25/14	54-73	L	2-0-0	3-2-3	15-6-0	7-1-1	8-0-1	0-4-4	9-2-0
vs MIAMI (OH)	11/26/14	78-63	w	0-2-0	1-1-1	8-9-1	26-6-2	22-3-3	7-1-1	5-4-0
MORGAN STATE	11/30/14	83-63	w	2-4-1	5-2-3	13-8-0	22-3-0	8-5-1	10-7-11	12-5-0
at Penn State	12/3/14	58-61	L	4-3-0	0-2-2	18-10-0	4-0-1	16-5-1	2-4-3	6-9-2
RADFORD	12/07/14	66-68	L	2-2-0	8-0-2	10-5-0	12-3-0	10-4-1	11-6-4	4-1-4
ALABAMA A&M	12/14/14	65-55	w	6-6-0	4-1-1	1-3-0	7-1-2	11-2-4	1-0-1	8-0-3
THE CITADEL	12/20/14	64-61	w	2-2-0	0-1-0	10-5-1	16-5-0	9-3-1	10-5-1	9-7-0
VMI	12/22/14	87-74	w	6-13-0	3-0-1	8-4-0	10-2-2	20-4-2	16-2-6	10-6-0
PRESBYTERIAN	12/27/14	87-65	w	0-5-0	0-1-0	13-1-1	14-7-2	13-6-4	8-2-5	18-6-0
at West Virginia	12/30/14	51-82	L	0-0-0	7-2-1	2-2-0	10-4-1	4-0-4	7-2-0	4-2-2
SYRACUSE	01/03/15	66-68	L	2-2-1	3-2-0	DNP	7-1-2	22-11-1	13-3-8	8-3-1
at Florida State	01/06/15	75-86	L	2-1-0	0-4-0	DNP	24-4-1	25-3-2	6-1-7	3-2-0
at LOUISVILLE	1/13/15	63-78	L	1-1-0	2-6-0	DNP	19-4-0	15-4-0	1-4-5	14-7-2
at North Carolina	01/18/15	53-68	L	10-9-0	3-2-2	DNP	11-2-1	DNP	3-2-3	7-2-2
NOTRE DAME	01/22/15	60-85	L	0-4-1	6-1-0	DNP	4-3-1	DNP	11-2-1	13-5-4
VIRGINIA	01/25/15	47-50	L	0-0-0	9-2-2	DNP	15-3-0	DNP	7-5-3	7-1-2
PITTSBURGH	01/27/15	70-67	w	0-2-0	22-4-3	DNP	26-0-1	DNP	5-5-7	10-8-3
at Wake Forest	01/31/15	70-73	L	0-0-0	10-5-1	DNP	12-4-3	10-2-1	11-3-6	11-5-3
at Syracuse	2/3/15	70-72	L	9-8-0	9-3-4	DNP	13-2-3	19-6-4	2-2-3	0-4-1
FLORIDA STATE	02/07/15	65-73	L	6-0-0	6-5-2	DNP	19-1-2	3-0-1	2-1-2	19-4-2
GEORGIA TECH	02/09/15	65-63	w	10-2-0	17-3-4	DNP	15-4-0	8-2-1	2-2-2	0-2-1

Opponent	Date	Score		21	22	23	25
				PIERCE,SAT	BEYER,CHRI	HUDSON,JAL	JOHNSTON,W
UMES	11/14/14	71-46	w	4-2-1	0-0-0	4-3-0	3-1-0
LIBERTY	11/19/14	73-63	w	0-0-0	DNP	7-1-1	0-0-0
APPALACHIAN STATE	11/22/14	63-65	L	5-3-0	DNP	5-4-3	3-0-1
vs Northern Iowa	11/25/14	54-73	L	4-1-1	DNP	3-2-3	3-2-0
vs MIAMI (OH)	11/26/14	78-63	w	6-4-0	0-0-0	3-3-1	0-0-0
MORGAN STATE	11/30/14	83-63	w	0-4-1	0-0-0	3-0-2	8-2-0
at Penn State	12/3/14	58-61	L	2-1-0	DNP	6-0-2	0-0-0
RADFORD	12/07/14	66-68	L	0-0-0	DNP	9-3-0	DNP
ALABAMA A&M	12/14/14	65-55	w	4-1-0	13-9-2	2-0-0	8-2-0
THE CITADEL	12/20/14	64-61	w	0-3-0	0-1-0	8-4-1	0-1-0
VMI	12/22/14	87-74	w	DNP	2-2-1	12-1-0	DNP
PRESBYTERIAN	12/27/14	87-65	w	6-4-0	0-2-0	15-0-2	DNP
at West Virginia	12/30/14	51-82	L	10-5-0	0-0-0	1-3-0	6-0-1
SYRACUSE	01/03/15	66-68	L	4-4-0	DNP	DNP	7-3-1
at Florida State	01/06/15	75-86	L	5-3-1	DNP	4-1-0	6-1-3
at LOUISVILLE	1/13/15	63-78	L	6-4-3	0-0-0	5-2-2	0-1-0
at North Carolina	01/18/15	53-68	L	2-1-0	0-1-0	8-0-4	9-1-0
NOTRE DAME	01/22/15	60-85	L	4-6-0	7-3-0	12-2-2	3-3-1
VIRGINIA	01/25/15	47-50	L	2-3-1	4-3-0	3-1-0	0-0-0
PITTSBURGH	01/27/15	70-67	w	0-3-1	7-5-0	0-1-0	0-1-0
at Wake Forest	01/31/15	70-73	L	2-2-0	10-6-0	4-2-0	0-1-0
at Syracuse	2/3/15	70-72	L	0-2-1	DNP	18-7-3	DNP
FLORIDA STATE	02/07/15	65-73	L	0-1-1	3-4-3	7-3-2	DNP
GEORGIA TECH	02/09/15	65-63	w	0-0-1	7-5-0	6-1-2	DNP

THE STAT CREW SYSTEM
Virginia Tech Team Game-by-Game Comparison (as of Feb 10, 2015)
All games

Opponent	1st	2nd	Score	Mar	Total FG	FG Pct	3-Pointers	3FG Pct	Free Throws	FT Pct	Rebounds	Assist	T/Over	Block	Steal	Fouls
UMES	30/20	41/26	71-46	+25	24-46/13-47	.522/.277	6-14/5-22	.429/.227	17-29/15-26	.586/.577	33/35 (2)	11/10	6/15	8/3	4/4	21/26
LIBERTY	31/28	42/35	73-63	+10	25-41/24-56	.610/.429	7-13/8-21	.538/.381	16-28/7-10	.571/.700	26/31 (5)	16/14	19/21	3/1	9/6	17/21
APPALACHIAN STATE	28/29	35/36	63-65	(2)	25-56/24-58	.446/.414	3-17/6-19	.176/.316	10-18/11-18	.556/.611	27/42 (15)	12/11	14/18	1/3	5/3	18/18
Northern Iowa	31/40	23/33	54-73	(19)	22-46/24-48	.478/.500	7-18/7-18	.389/.389	3-8/18-20	.375/.900	24/27 (3)	13/14	14/9	2/1	2/4	19/12
MIAMI (OH)	39/17	39/46	78-63	+15	25-51/23-53	.490/.434	10-19/9-18	.526/.500	18-24/8-13	.750/.615	35/25 +10	9/14	22/22	4/4	7/11	17/18
MORGAN STATE	42/27	41/36	83-63	+20	28-50/24-76	.560/.316	12-18/8-27	.667/.296	15-22/7-10	.682/.700	43/37 +6	19/13	17/8	12/4	1/3	15/18
Penn State	27/30	31/31	58-61	(3)	25-65/20-54	.385/.370	4-14/4-24	.286/.167	4-14/17-30	.286/.567	38/47 (9)	11/4	8/17	1/4	8/4	25/18
RADFORD	30/39	36/29	66-68	(2)	27-54/26-50	.500/.520	7-15/9-22	.467/.409	5-10/7-10	.500/.700	27/27 -	11/14	12/15	3/7	6/7	15/15
ALABAMA A&M	36/20	29/35	65-55	+10	25-52/20-54	.481/.370	5-17/5-23	.294/.217	10-20/10-16	.500/.625	28/42 (14)	13/12	8/18	3/1	5/7	20/21
THE CITADEL	22/27	42/34	64-61	+3	23-55/21-62	.418/.339	3-16/13-34	.188/.382	15-25/6-8	.600/.750	39/35 +4	4/14	7/7	7/3	0/2	11/18
VMI	51/27	36/47	87-74	+13	33-62/23-70	.532/.329	4-7/10-39	.571/.256	17-24/18-22	.708/.818	44/40 +4	12/8	15/15	6/12	5/9	18/22
PRESBYTERIAN	45/32	42/33	87-65	+22	30-56/25-60	.536/.417	8-15/4-15	.533/.267	19-27/11-22	.704/.500	38/30 +8	14/7	13/12	4/1	4/3	18/22
West Virginia	30/33	21/49	51-82	(31)	20-43/30-59	.465/.508	4-14/10-24	.286/.417	7-12/12-20	.583/.600	22/36 (14)	9/21	25/17	1/0	7/16	19/17
SYRACUSE	23/42	43/26	66-68	(2)	22-56/23-59	.393/.390	10-25/6-21	.400/.286	12-17/16-28	.706/.571	34/42 (8)	14/15	11/8	3/7	1/5	23/18
Florida State	45/53	30/33	75-86	(11)	24-58/27-52	.414/.519	11-28/8-16	.393/.500	16-23/24-35	.696/.686	22/42 (20)	14/11	6/14	2/6	4/4	24/18
LOUISVILLE	24/43	39/35	63-78	(15)	22-60/31-65	.367/.477	8-19/10-25	.421/.400	11-17/6-7	.647/.857	33/40 (7)	12/19	8/7	2/8	3/3	13/17
North Carolina	21/34	32/34	53-68	(15)	19-53/26-59	.358/.441	10-29/5-16	.345/.313	5-11/11-17	.455/.647	22/49 (27)	12/16	14/17	3/3	13/7	19/13
NOTRE DAME	28/38	32/47	60-85	(25)	24-62/29-59	.387/.492	7-24/12-26	.292/.462	5-11/15-21	.455/.714	29/43 (14)	10/19	9/6	1/5	1/4	13/13
VIRGINIA	27/30	20/20	47-50	(3)	19-42/17-49	.452/.347	5-19/6-18	.263/.333	4-7/10-12	.571/.833	21/33 (12)	8/12	14/13	5/3	5/5	16/13
PITTSBURGH	29/24	33/38	70-67	+3	23-60/27-61	.383/.443	12-27/4-11	.444/.364	12-17/9-17	.706/.529	34/45 (11)	15/16	9/11	4/3	4/3	16/16
Wake Forest	28/32	42/41	70-73	(3)	22-51/25-55	.431/.455	9-26/7-25	.346/.280	17-20/16-27	.850/.593	32/36 (4)	14/15	11/9	0/8	4/4	26/20
Syracuse	30/34	40/38	70-72	(2)	27-64/26-61	.422/.426	9-18/4-21	.500/.190	7-8/16-29	.875/.552	40/40 -	19/15	16/12	2/8	4/12	25/13
FLORIDA STATE	26/31	39/42	65-73	(8)	21-52/25-46	.404/.543	8-21/8-18	.381/.444	15-23/15-21	.652/.714	23/32 (9)	15/18	12/20	1/9	6/1	21/21
GEORGIA TECH	26/31	39/32	65-63	+2	25-48/23-61	.521/.377	5-12/4-19	.417/.211	10-17/13-19	.588/.684	27/39 (12)	11/8	13/13	4/3	6/4	19/18

Note: Game totals are displayed in the format TEAM/OPPONENT for each category