

# HOKIES

## Basketball

### Game 12

## 2014-15 Game Notes

(7-4, 0-0)

Date	Opponent	W	L	PTS
11/14	UMES (ESPN3)	W		71-46
<b>Cancun Challenge (Blacksburg, Va.)</b>				
11/19	LIBERTY# (ESPN3)	W		73-63
11/22	APPALACHIAN STATE (ESPN3)	L		63-65
<b>Cancun Challenge (Cancun, Mexico)</b>				
11/25	vs. Northern Iowa# (CBSSN)	L		54-73
11/26	Miami University# (CBSSN)	W		78-63
<b>Cancun Challenge (Blacksburg, Va.)</b>				
11/30	MORGAN STATE# (ESPN3)	W		83-63
<b>ACC/Big Ten Challenge (University Park, Pa.)</b>				
12/ 3	at Penn State (ESPN3)	L		58-61
12/ 7	RADFORD (ESPN3)	L		66-68
12/14	ALABAMA A&M (ESPN3)	W		65-55
12/20	THE CITADEL (ESPN3)	W		64-61
12/22	VMI (ESPN3)	W		87-74
12/27	PRESBYTERIAN	7 p.m.	ESPN3	
12/30	at West Virginia	2 p.m.	ESPNU	
1/ 3	SYRACUSE*	Noon	RSN	
1/ 6	at Florida State*	7 p.m.	RSN	
1/13	at Louisville*	7 p.m.	RSN	
1/18	at North Carolina*	6:30 p.m.	ESPN2	
1/22	NOTRE DAME*	7 p.m.	RSN	
1/25	VIRGINIA*	1 p.m.	ACCN	
1/27	PITTSBURGH*	7 p.m.	ESPNU	
1/31	at Wake Forest*	2 p.m.	RSN	
2/ 3	at Syracuse*	9 p.m.	ESPNU	
2/ 7	FLORIDA STATE*	3 p.m.	ACCN	
2/ 9	GEORGIA TECH*	9 p.m.	ESPNU	
2/14	at Clemson*	Noon	RSN	
2/18	at Miami*	7 p.m.	RSN	
2/21	at NC State*	6 p.m.	ESPN2	
2/25	DUKE*	9 p.m.	ESPN2	
2/28	at Virginia*	4 p.m.	ACCN	
3/ 2	BOSTON COLLEGE*	9 p.m.	ESPNU	
3/ 7	MIAMI*	Noon	RSN	
3/10-14	ACC Tournament (Greensboro Coliseum, Greensboro, N.C.)		ACCN/ESPN/ESPN2	

\* - Atlantic Coast Conference Games  
# - Cancun Challenge  
All times are EST and are subject to change

*Note - The ACC's regional sports network (RSN) consists Fox Sports South, Fox Sports Carolinas, Fox Sports Florida, Sun Sports, Fox Sports Indiana, Fox Sports Midwest, Comcast SportsNet Mid-Atlantic, NESN, YES Network, MSG Network and ROOT Sports.*

Follow us on twitter  
@VT\_MBBall

### Virginia Tech Athletics Communications

**Primary Contact**  
Bill Dyer - Associate Director  
wdyer@vt.edu  
(o) - 540-231-8853  
(c) - 540-998-5906

**Secondary Contact**  
Rachel Perreault - Assistant Director  
rachelp5@vt.edu  
(o) - 540-231-2228



Virginia Tech  
(7-4, 0-0)



Presbyterian  
(4-8, 0-0)

## Today's Tech Topics

### Hokies wrap-up 2014 portion of home schedule against Presbyterian

Sat., Dec. 27, 2014 • 7 p.m.  
Cassell Coliseum (9,847)  
Blacksburg, Va.

**Series vs. PC:** first meeting  
**Series Streak:** first meeting  
**Last Meeting vs. the Keydets:**  
first meeting  
**Live Stats:** hokiesports.com

Television/Internet **ESPN 3**  
ESPN3  
Adam Witten & Jeff Kleppin

Radio **IMG**  
Virginia Tech IMG Sports Network  
Matt Chazanow

Also available on:  
Satellite: Sirius 134  
Digital: Hokies Xtra & TuneIn  
(free on downloaded apps)

## HokieVision

This week's @VT\_MBBall on HokieVision:  
<http://www.hokiesports.com/videos/#/>

Today's #Hashtags  
#Hokies #PCvsVT  
#AllCrowdCassell

## Staff Appreciation Day

### About Tonight's Game

The Hokies enter tonight's game 7-4 overall following an 87-74 win over VMI in Cassell Coliseum on Monday ... Presbyterian is 4-8 on the season, following a 77-60 loss to Tennessee-Martin last Saturday.

### Last Time Out: VT 87, VMI 74

The Hokies made it three in a row with an 87-74 win over VMI on Monday night ... Five Hokies scored in double figures, led by **Justin Bibbs** with 20 points ... **Devin Wilson** added 16 points and six assists, **Jalen Hudson** scored 12 points and **Adam Smith** and **Ahmed Hill** added 10 points each ... **Shane Henry** got the start and grabbed a career and team, season-high 13 rebounds.

### Series Against The Blue Hose

This is the first meeting between the two schools ... Virginia Tech is 46-6 all-time against schools currently in the Big South Conference.


### Big Scoring

In the win over VMI, the Hokies scored 51 points in the first half, the most points in a half this season and the most in a half for Tech since Tech scored 61 points in the second half against the Keydets on Nov. 18, 2013.

Happy  
Holidays

### Grabbing Attention

In the win over VMI, **Shane Henry** grabbed a career and team, season-high 13 rebounds ... That is the most rebounds by a Virginia Tech player since Feb. 16, 2013, when Marshall Wood grabbed 16 rebounds in an overtime game at NC State.



Shane Henry

### Youthful Points

The Hokies have five freshmen on this season's roster and all are seeing significant minutes ... The quintet is averaging 33.1 points per game and the 363 points accounts for 47.6 percent of the team's scoring ... The group has made 26 of the 55 available starts for the team and has 13 games of double-figure scoring.

### Production Off the Bench

So far this season, the Hokies have scored 675 total points ... Of that number, 381 points have come from the starting five of each game and the remaining 294 points come from the reserves ... Tech's bench accounts for 43.6 percent of its scoring in games so far this season.

### JVZ Superlatives

With his season-high 18 points, plus 10 rebounds at Penn State, **Joey van Zegeren** recorded his second career double-double, both this season ... He leads the team in field goals made, field goal percentage, rebounding and blocked shots ... van Zegeren has scored 112 points in 10 games; last season, he scored his 112th point in the team's 23rd game, at Pittsburgh on Feb. 8.



Joey van Zegeren

### Big Boards

In the loss at Penn State, **Ahmed Hill** grabbed a career-best nine rebounds ... It marks the most rebounds by a Virginia Tech player under 6-6 since Malcolm Delaney had nine rebounds in a home win over No. 23/25 Wake Forest on Feb. 16, 2010 ... The last time a Hokie under 6-6 had double-figures in rebounding was on March 10, 2007, when Jamon Gordon had 11 rebounds in a loss to NC State in the 2007 ACC Tournament in Tampa.



Ahmed Hill

### Combining the Two

When **Devin Wilson** recorded his first career double-double with 10 points and 11 assists in the win over Morgan State, it was the first time a Tech player had a non-points/rebounds double-double since Erick Green had 23 points and 10 assists in the loss at West Virginia on Dec. 8, 2012.



Devin Wilson

### From 3!

Virginia Tech made eight three-point field goals in the first half of the win over Morgan State, the most three-pointers in a half this season ... Tech made 12 threes in the game, the most since Dec. 8, 2013, when Tech made 12 threes in the win at Miami ... The last time Tech made more than 12 threes in a game was Nov. 22, 2013, when the Hokies made 13 threes in the loss to No. 1 Michigan State.

### Commonwealth Notes

With the win over VMI, Virginia Tech is now 425-311 (.577) all-time against schools from Virginia ... Tech is 2-1 this season against Virginia schools and was 2-3 last season against state schools ... The Hokies have played 14 schools from the state ... The only state Division I school that Tech has not played is Hampton ... Tech holds winning records against 10 of the schools and even records against two others ... Tech has played VMI, Radford and Liberty from the Commonwealth this year and has a home-and-home with Virginia during ACC play this season.

### SWAT!

The Hokies blocked 12 shots in the win over Morgan State, a season high and the most by a Virginia Tech team since Nov. 12, 2013, when the Hokies blocked 13 shots in the home win over West Virginia ... **Joey van Zegeren** blocked a career-high-tying six shots in the contest, equaling his mark of six blocks at Notre Dame on Jan. 19, 2014 ... The school record is nine blocked shots in one game.

### Good at Sharing

Tech had 19 assists in the win over Morgan State, a season-high and the most by a Virginia Tech team since Tech had 19 assists in the season-opening home win against East Tennessee State on Nov. 10, 2012 ... The last time a Virginia Tech team had 20-or-more-assists in a game was on Nov. 15, 2011, when Tech posted 20 assists in the home win over Florida International.

### Cleaning the Glass

In the win over VMI, the Hokies grabbed a season-high 44 rebounds ... That is the most rebounds in a game since Tech grabbed 44 rebounds in a game was Dec. 21, 2013, when Tech had 44 rebounds at VCU ... The last time the Hokies had 44-or-more-rebounds in a win was on Dec. 10, 2012, when Tech grabbed 51 rebounds in a home win over Mississippi Valley State ... Tech had 43 rebounds earlier this season against Morgan State.

### Teaming Up on the RedHawks

In the win over Miami University, **Adam Smith** scored 26 points and **Justin Bibbs** added 22 points ... Smith and Bibbs became the first Hokie teammates to each score 20-or-more-points in the same game since that same Wake Forest game last season, when Jarell Eddie scored 20 points to go along with **Devin Wilson's** 26 points ... Bibbs and Smith accounted for all 10 three-pointers in the contest tonight, each making five.



Justin Bibbs

### Warming Up from 3


**Adam Smith** made six three-point field goals in the win over Morgan State, a new career-high ... The six threes is one off the school record of seven threes in one game, by three players, most recently Malcolm Delaney vs. UNLV on Nov. 28, 2010 ... Smith's previous career high was five threes, which he accomplished in the previous game, a win over Miami University in Mexico.



Adam Smith

### Been a Long Time

**Christian Beyer's** 13 points in the win against Alabama A&M marks the first time a Virginia Tech walk-on has scored in double figures since Dec. 2, 2000, when Alex Martin scored 13 points against Syracuse in the finals of the 2000 Carrier Classic.



Christian Beyer

### Putting a Lid on the Basket

Miami University's 17 points in the first half on the Hokies' win is the fewest points Tech has allowed in a half this season and the fewest in any half since Miami (Fla.) scored 15 points in the first half in Cassell Coliseum on Feb. 15, 2013.

#AllCrowdCassell



### Finally a Two

After hitting a two-point field goal and a three-pointer in the win over Alabama A&M, **Will Johnston** has made 56 field goals and all but five of them have been three-pointers ... He made a career-high four three-pointers in the win over Furman, a feat he matched at FSU last season ... In the win over Morgan State, Johnston turned his lone two-pointer into a three-point play, hitting the free throw after being fouled.



Will Johnston

### Hot, Hot, Hot from the Field

The Hokies shot 61.0 percent from the field in the win over Liberty ... The last time the Hokies shot better than 61 percent from the field in a game was on Nov. 14, 2011, when Tech shot 62.5 percent from the floor in a win over Monmouth ... Tech shot 73.7 percent from the field in the second half vs. Liberty.

### A Young Three

In Tech's win over Maryland-Eastern Shore, freshmen **Malik Müller**, **Justin Bibbs** and **Ahmed Hill** all scored in double-figures ... That marked the first time since Nov. 18, 2000 that three freshmen making their collegiate debuts for the Hokies all scored in double figures ... That night, a 92-68 win over VMI, Carlos Dixon (21 points), Chris Exilus (20 points) and Bryant Matthews (17 points) pulled off the same feat.



Malik Müller

### Not in a Giving Mood

Virginia Tech committed just six turnovers in the win over UMES, including none in the first half ... That is the fewest turnovers committed by the Hokies in a game since March 12, 2014, when the Hokies committed just three turnovers against Miami in the ACC Tournament ... The Hokies went 32 minutes and 15 seconds before committing their first turnover this season ... Tech committed just eight turnovers in the loss at Penn State.

### All-Time Record

Virginia Tech is now 1372-1153 all-time in collegiate basketball, good for a .543 winning percentage ... Last season's game against Clemson marked the 2,500th game in school history ... This is the Hokies' 106th season of men's basketball.

### Larger Than Last Year

In the win over Miami University, the Hokies led the game, 67-38, with 9:09 remaining ... That 29-point lead was larger than the largest lead of last season, which was 27 points in the win over UMES ... The last time the Hokies led a game by more than 28 points was on Nov. 15, 2012, when Tech led VMI, 86-51 ... Tech's 25-point margin of victory against UMES tied the largest margin of victory from last season, also 25 points against the Hawks ... In the season-opening win over UMES, Tech had a 28-point lead ... Tech's 22 points halftime lead in the win over Miami University is its largest halftime lead of the season and the largest since a 23-point lead over UMES on Dec. 31, 2013.

### 376 and Counting

The Hokies have hit at least one three-pointer in every game since joining the ACC in the 2004-05 season ... Tech has now hit a three in 376 consecutive games, the most in school history ... Since the three-point arc was added to college basketball for the 1986-87 season, the Hokies have hit at least one three in all but three games ... The last time that the Hokies did not record a three-point field goal in a game was at Providence on Feb. 1, 2003.

### Smart Group

Three current Hokies have earned All-ACC Academic team honors while at Virginia Tech ... **Joey van Zegeren** and **Will Johnston** were named to the team last season and **Christian Beyer** was named to the team in 2013 ... Last year, Beyer won the Skelton Award, given annually to the top male student-athlete at Virginia Tech.

### The Multi-Lingual Big Man

Communicating with **Joey van Zegeren** is easy for most students at Virginia Tech, regardless of nationality ... The redshirt junior from The Netherlands is fluent in five languages and has understanding of several others ... If you see him around campus, make sure to say "Hello", or "Hola", or "Hallo", or "Bonjour", or, well, you get the idea.

### Stepping Up Once Again

The Hokies' win over Alabama A&M marked **Christian Beyer's** second career start and first career home start ... He entered the game without a rebound or a point and just four minutes played in the first eight games of the season ... He scored a career-high 13 points and grabbed a team-high nine rebounds, while playing 27 minutes.

### Dishing It Out

In the win over Morgan State, **Devlin Wilson** recorded 11 assists, matching his career high posted in last year's win over Furman ... The 11 assists is also one assist shy of the Tech overall school record of 12, set by Dave Sensibaugh, Bimbo Coles and, most recently, Troy Manns in 1997 ... In the home win over Miami last season, Wilson had nine assists, his personal high in assists in an ACC game and ties the school's record for assists in an ACC game ... He matched that total of assists with nine in the NC State game.

### It Runs in the Family

Virginia Tech senior **Will Johnston** is not the only student-athlete in his family ... Older sister, Paige, ran track at Arkansas ... Younger sister, Marie, runs track at Virginia Tech this season after transferring from Wake Forest ... Youngest sister, Kari, is a freshman on Virginia Tech's nationally-ranked women's soccer team ... Will has seven sisters in all.



### Points for Pondering

**Led VT in Scoring:** Smith (5), van Zegeren (3), Bibbs (2), Müller (1), Beyer (1)  
**Double Figure Scoring Games:** Bibbs (8), Smith (7), van Zegeren (7), Wilson (6), Hill (3), Müller (1), Beyer (1)  
**40-point Games:** none  
**30-39-point Games:** none  
**20-29-point Games:** Smith (2), Bibbs (2)  
**Led VT in Rebounding:** van Zegeren (4), Henry (2), Müller (1), Wilson (1), Beyer (1), Hill (1)  
**Double Figure Rebounding Games:** van Zegeren (2), Henry (1)  
**Led VT in Assists:** Wilson (8), Bibbs (4), Hudson (2), Hill (1), van Zegeren (1)  
**Double Figure Assist Games:** Wilson (1)  
**Double-Doubles:** van Zegeren (2), Wilson (1)  
**Most Points in a Half:** 51 (1st vs. VMI)  
**Fewest Points in a Half:** 22 (1st vs. The Citadel)  
**Most Points Allowed in a Half:** 47 (2nd vs. VMI)  
**Fewest Points Allowed in a Half:** 17 (1st vs. MU)  
**Largest Lead:** 29 pts. (67-38 vs. MU)  
**Largest Deficit:** 22 pts. (73-51 vs. UNI)  
**Largest Margin of Victory:** 25 pts. (71-46 vs. UMES)  
**Largest Margin of Defeat:** 19 pts. (73-54 vs. UNI)  
**Largest Deficit Overcome in a Victory:** 6 pts. (20-14 vs. The Citadel)  
**Largest Lead Lost in a Loss:** 8 pts. (42-34 at Penn State)  
**Largest Halftime Lead:** 24 pts. (51-27 vs. VMI)  
**Largest Halftime Deficit:** 9 pts. (40-31 vs. UNI, 39-30 vs. Radford)  
**Largest Halftime Deficit Overcome in a Victory:** 5 pts. (27-22 vs. The Citadel)  
**Largest Haltime Lead Lost in a Loss:** N/A  
**Average Margin of Victory:** 13.7 ppv  
**Average Margin of Defeat:** 6.5 ppl  
**Average Margin:** +6.4  
*\* - Includes ties*

### There's a First Time for Everything

**Will Johnston** made his first collegiate start at Virginia in the 2012-13 season ... It marked the first time a walk-on had started for the Hokies since **Joey Racer** started in the home finale against NC State two seasons ago ... It was the first time that the Hokies have started a walk-on in a non-Senior Day situation since at least the 1999-2000 season ... In the loss at Notre Dame last season, walk-on **Christian Beyer** made his first collegiate start ... Johnston started in the win over The Citadel, the 17th of his career.

### 500-Plus in the Cassell

The Hokies have a 544-176 overall record in Cassell Coliseum, good for a .756 winning percentage ... The win over Florida State on Jan. 8, 2011, was the 500th victory in the building ... Tech defeated Rhode Island, 86-63, on Nov. 20, 2002, in its 500th game in the arena ... Tech has had just one break-even home season and two losing season in Cassell Coliseum ... The Hokies are 6-2 in Cassell Coliseum this season.

### TOP INDIVIDUAL PERFORMANCES

#### VIRGINIA TECH

##### Points

26	Adam Smith vs. Miami U.
22	Justin Bibbs vs. Miami U.
22	Adam Smith vs. MSU
20	Justin Bibbs vs. VMI
18	Joey van Zegeren at Penn State
17	Joey van Zegeren vs. Liberty
16	Justin Bibbs at Penn State
16	Adam Smith vs. The Citadel
16	Devin Wilson vs. VMI
15	Malik Müller vs. UMES
15	Justin Bibbs vs. UMES
15	Joey van Zegeren vs. UNI
13	Adam Smith vs. Liberty
13	Devin Wilson vs. Liberty
13	Joey van Zegeren vs. MSU
13	Christian Beyer vs. AAMU
12	Ahmed Hill vs. MSU
12	Adam Smith vs. Radford
12	Jalen Hudson vs. VMI
11	Ahmed Hill vs. UMES
11	Adam Smith vs. App. State
11	Devin Wilson vs. Radford
11	Justin Bibbs vs. AAMU
10	10 times

##### Rebounds

13	Shane Henry vs. VMI
10	Joey van Zegeren vs. Liberty
10	Joey van Zegeren at Penn State
9	Joey van Zegeren vs. Miami U.
9	Ahmed Hill at Penn State
9	Christian Beyer vs. AAMU
8	twice

##### Assists

11	Devin Wilson vs. MSU
9	Devin Wilson vs. Liberty
6	Devin Wilson vs. UMES
6	Devin Wilson vs. VMI

##### Steals

4	Malik Müller vs. Liberty
3	Erick Green vs. VMI
3	Devin Willson at Penn State

##### Blocks

6	Joey van Zegeren vs. MSU
3	Shane Henry vs. UMES
3	Shane Henry vs. MSU
3	Shane Henry vs. VMI

#### OPPONENTS

##### Points

27	Ashton Moore, The Citadel
25	R.J. Price, Radford
21	Blake Bozeman, MSU
20	Ladarius Tabb, AAMU
19	Frank Eaves, App. State
18	D.J. Newbill, Penn State
18	Tim Marshall, VMI
17	Nicholas West, AAMU
15	Cedric Blossom, MSU
14	Brandon Holcomb, Radford
14	QJ Peterson, VMI
13	Tomasz Gielo, Liberty
13	Tommy Spagnolo, App. State
13	Matt Bohannon, UNI
13	Jamar Redmond, MSU
13	Shep Garner, Penn State
12	Zach McCormick, Miami U.
12	Jake Wright, The Citadel
11	Ryan Andino, UMES
11	Ryan Kemrite, Liberty
11	Dustin Clarke, App. State
11	Seth Tuttle, UNI
10	4 times

##### Rebounds

16	Ladarius Tabb, AAMU
11	Tommy Spagnolo, App. State
11	Cedric Blossom, MSU
11	Nicholas West, AAMU
10	Michael Myers, UMES
10	Ross Travis, Penn State
10	Javonte Green, Radford
9	Marvin Singleton, UNI
9	Phillip Anglade, VMI
8	4 times

##### Assists

8	Rashun Davis, Radford
8	Rakiya Battle, AAMU
5	thrice

##### Steals

4	Ladarius Tabb, AAMU
3	Logan McLane, Miami U.
3	R.J. Price, Radford
2	7 times

##### Blocks

6	Phillip Anglade, VMI
3	Javonte Green, Radford
3	Brandon Holcomb, Radford
3	P.J. Horgan, The Citadel

### What's Next?

The Hokies conclude the non-conference portion of the 2014-15 season, as they travel to West Virginia on Dec. 30 ... The game will tip at 2 p.m. and will be shown on ESPNU.

*Did you know...Justin Bibbs is second among ACC freshmen in scoring (as of 12-25-14)?*

### 2014-15 Starters

Wilson, Müller, Smith, Bibbs, van Zegeren .....	2-1
Smith, Johnston, Hill, Bibbs, Beyer .....	2-0
Wilson, Smith, Hill, Bibbs, Henry .....	1-0
Wilson, Johnston, Hill, Bibbs, Henry .....	1-0
Wilson, Müller, Hill, Bibbs, Henry .....	1-3

### Where to Find It

Many Virginia Tech men's basketball facts are available on hokiesports.com ... Below is a listing of URLs that may be helpful to the media.

**The Last Time:**

http://www.hokiesports.com/lasttime.html

**Tech's all-time games against ranked opponents:**

http://www.hokiesports.com/mbasketball/rankedopp.html

**Opponent History:**

http://www.hokiesports.com/mbasketball/opponents.html

**Past Schedules:**

http://www.hokiesports.com/mbasketball/pastschedules.html

**All-time overtime games:**

http://www.hokiesports.com/lasttime.html go to men's basketball and toggle the "Show Only OT Games" button

The Last Time page is customizable to search a wide range of topics.

*Player bio pages have career highs, multiple splits and career game-by-game stats.*

### What is a Hokie?

That's the most frequently asked question regarding Virginia Tech athletics ... The answer leads all the way back to 1896 when Virginia Agricultural and Mechanical College changed its name to Virginia Polytechnic Institute ... With the change came the necessity for writing a new cheer and a contest for such a purpose was held by the student body ... Senior O.M. Stull won first prize for his "Old Hokie" yell which still is used today ... Later, when asked if "Hokie" had any special meaning, Stull explained the words he used had no hidden or symbolic meaning, but had been thought up in an effort to get attention ... Hokie soon became a nickname for all Tech teams and for those people loyal to Tech athletics.

### Our Name, Please

When referring to Virginia Tech, we ask that you please leave it at that - Virginia Tech ... Virginia Tech University is not now and never has been a name for the school ... The official name of the university is Virginia Polytechnic Institute and State University ... "Vah Tech", VPI, VPI&SU, VPI and SU and Va. Tech are also not recognized names and should not be used ... VT is acceptable as a shortened, agate form ... When referring to the school by its nickname, please use "Hokies" ... Your help in these matters is appreciated.

## Virginia Tech Athletics Communications ON THE INTERNET

### www.hokiesports.com

The official Web site of Virginia Tech athletics provides media and fans with schedules, results, rosters, bios, statistics, general releases and game notes on the Hokies.



The Gameday section has live stats, radio and television coverage information and other pertinent information. This section is for home games only.

The improved HokieVision page offers a wide range of fun, insightful and useful videos on and about the Hokies.

### hokiesports.com/media

A media-only Web site is designed to make the media's job easier. Here you will find high-resolution, color mug shots of every Hokie basketball player and coach available to download. Please contact the Athletics Communications Office for access to this media-only site.

### Twitter

Follow the Hokies on Twitter @VT\_MBBall.

### Instagram

Follow the Hokies on Instagram @vthokiemb.

### #HokieHuddle

The newest feature on hokiesports.com, #HokieHuddle gives fans and other interested individuals a behind-the-scenes look at all Virginia Tech sports. The men's basketball Huddle, available from a link off of the men's basketball page, offers videos, photo galleries, tweets, instagams and blogs about the Hokies.

http://www.hokiesports.com/mbasketball/huddle/

### www.theacc.com

Updated standings, results, schedules, statistics and notes are posted each week during the season.

### Coming Attractions

On Wednesday, Nov. 12, Virginia Tech announced the signings of three players to National Letters of Intent ... Chris Clarke is a 6-6, 185 lbs., wing from Virginia Beach, Virginia ... Justin Robinson is a 6-1, 170 lbs. point guard from Manassas, Virginia ... Kerry Blackshear Jr., is a 6-8, 230 lbs., forward from Orlando, Florida ... This trio will enroll at Virginia Tech in the fall of 2015.

## WHO TO CONTACT

### Request for Interviews

#### Men's Basketball ACO

Bill Dyer  
(540) 231-8852 - office  
(540) 998-5906 - cell  
wdyer@vt.edu

#### Secondary Contact

Rachel Perreault  
(540) 231-2228 - office  
(603) 767-6492 - cell  
rachelp5@vt.edu


### Requests for Photos

#### Director of Photography

Dave Knachel  
(540) 231-1838  
dknachel@vt.edu



**Bill Dyer**  
Associate Director of  
Athletics Communications



**Rachel Perreault**  
Assistant Director of  
Athletics Communications

### How To Say It

Cassell Coliseum ..... Castle  
Joey van Zegeren ..... van ZEG-grin  
Malik Müller ..... ma-LEEK MUHL-ler  
Ahmed Hill ..... uh-MED  
Christian Beyer ..... BUY-er  
Steve Roccaforte ..... ROCK- ah-fort

### VT in NCAA Stats

As of Dec. 25, 2014, the Hokies are 27th nationally in field goal percentage, 50th nationally in field goal percentage defense and 17th nationally in three-point field goal percentage.



## Head Coach Buzz Williams



Buzz Williams begins his first season as the head men's basketball coach at Virginia Tech. Williams comes to the Hokies following six seasons as the head coach of the Marquette Golden Eagles. At Marquette, Williams had a record of 139-69 and led the team to five NCAA appearances, including a trip to the regional finals in the 2012-13 season, the same season the team won the Big East Conference regular season title. Williams led the Golden Eagles to a 69-39 Big East Conference record during his time in Milwaukee. Six Marquette players have made it to the NBA during Williams' tenure.

"I am extremely excited about welcoming Buzz Williams to the Hokie Nation," Virginia Tech Director of Athletics Whit Babcock said at the time of Williams' hiring in March. "Buzz is a proven winner who has earned his way up through the ranks with a strong track record of success. I am confident he will energize our fan base and help make Virginia Tech basketball competitive in the Atlantic Coast Conference. I know he will recruit at the highest level."

"It's never easy to leave a great school like Marquette, where I spent seven wonderful years, six as the head coach," Williams said. "But this is a special situation to work at a place like Virginia Tech. I've heard tremendous things about this terrific institution and this is an outstanding opportunity to build a

program. My family and I look forward to becoming a part of this great university and community, and taking on the challenges associated with succeeding in the ACC."

Williams was an assistant at Marquette in the 2007-08 season. MU concluded the year 25-10 and advanced to the second round of the NCAA Tournament for the first time since 2003.

His coaching career has included stints as an assistant, associate head and head coach. He has been at the NCAA Division I level for 19 seasons, and 2013-14 was his seventh campaign as a head coach. Williams has recruited and coached over 20 players who have earned all-conference accolades, including two league players of the year, two conference freshmen of the year and four Associated Press All-Americans.

Williams arrived in Milwaukee after serving for one season as the head coach at the University of New Orleans. He guided the Privateers to a 14-win campaign in 2006-07 and his roster featured Bo McCalebb, the Sun Belt Conference Player of the Year. UNO claimed fourth place in the Sun Belt's Western Division and advanced to the league tournament quarterfinals. The squad claimed as many victories on the road that season as it had in the previous three seasons combined. His recruiting class for the 2007-08 season was ranked in the top-50 nationally by HoopScoopOnline.com.

Prior to UNO, Williams served as an assistant coach and recruiting

coordinator at Texas A&M for two seasons (2004-05 and 2005-06) under head coach Billy Gillispie. Both of his recruiting classes with the Aggies were ranked among the best in the nation and featured some of the top-ranked talent at the prep level. The squad made its first NCAA Tournament appearance in 25 years in 2005-06 and the previous team posted the top turnaround in the nation, improving its win total in 2004-05 by 14 games compared to 2003-04.

Williams spent four seasons (2000-01 through 2003-04) at Colorado State, serving as an assistant the first three seasons before being promoted to associate head coach in 2003-04. Two of his recruiting classes were ranked among the 40-best in the nation, including the 2003 group, which was tabbed No. 1 in the Mountain West Conference. Colorado State made its first NCAA Tournament appearance in 13 years during his tenure and he was named one of the top assistants in the country by HoopScoopOnline.com.

The Van Alstyne, Texas, native was previously an assistant at Northwestern State (1999-2000), Texas A&M- Kingsville (1998-99) and Texas-Arlington (1994-98). He earned a bachelor's degree in kinesiology from Oklahoma City University in 1994 before completing his master's work in the same field at Texas A&M-Kingsville in 1999.

Williams is married to the former Corey Norman and the couple has two daughters, Zera and Addyson, and two sons, Calvin and Mason.



# 2014-15 Roster



## Numerical Roster

No.	Name	POS	HT	WT	CL	HOMETOWN	HS/OTHER
0	Shane Henry	F	6-8	190	Jr.	Decatur, Ga.	Newton/Georgia Perimeter College
1	Malik Müller	G	6-3	220	r-Fr.	Frankfurt, Germany	Urspring
2	Joey van Zegeren	F	6-10	235	r-Jr.	Hoogeveen, The Netherlands	Canarias Basketball Academy
3	Adam Smith	G	6-1	170	r-Jr.	Jonesboro, Ga.	Fayette County /UNC Wilmington
4	Seth Allen*	G	6-1	195	Jr.	Woodbridge, Va.	Fredericksburg Christian/Maryland
10	Justin Bibbs	G	6-5	220	Fr.	Dayton, Ohio	Montverde Academy (Fla.)
11	Devin Wilson	G	6-4	190	So.	McKees Rocks, Pa.	Montour
13	Ahmed Hill	G	6-5	195	Fr.	Augusta, Ga.	Aquinas
14	Greg Donlon	F	6-8	230	Jr.	Midlothian, Va.	Cosby
21	Satchel Pierce	F	7-0	255	Fr.	Barberton, Ohio	The Kiski School (Pa.)
22	Christian Beyer	F	6-7	220	Sr.	New Bern, N.C.	New Bern
23	Jalen Hudson	G	6-5	195	Fr.	Richmond, Va.	St. Vincent-St. Mary
25	Will Johnston	G	6-4	210	Sr.	Midlothian, Va.	Midlothian
32	Zach LeDay*	F	6-7	235	Jr.	Dallas, Texas	The Colony/South Florida

\* - Must sit out 2014-15 season due to NCAA Transfer rules

## Coaching Staff

**Head Coach:** Buzz Williams (Oklahoma City, 1994)

**Assistant Coaches:** Isaac Chew (Avila, 1998)

Steve Roccaforte (Lamar, 1989)

Jamie McNeilly (New Orleans, 2007)

**Director of Men's Basketball Operations:** Jeff Reynolds (UNCG, 1978)

**Director of Player Personnel:** Devin Johnson

**Director of Student-Athlete Development:** Steve Thomas

**Director of Strength & Conditioning, Basketball Programs:** David Jackson

**Assistant Athletics Director/Sports Medicine:** Ernest Eugene

**Assistant to the Head Coach:** Lyle Wolf

# The Last Time That...

Tech scored 100 points and won: 105-92, vs. VMI, 11-18-13  
 Tech scored 100 points and lost: 100-104 2OT vs. Maryland, 2-27-10  
 Tech played in overtime: 61-60, OT, at Miami, 12-8-13  
 Tech played in consecutive overtime games: 75-74 at Clemson, 2-8-06 & 77-81 at Virginia, 2-11-06  
 Tech played 2 OT: 57-62, 2OT at Pittsburgh, 2-8-14  
 Tech played 3 OT: 86-90 at WVU, 2-2-83  
 Tech scored 100+ points: 105-92, vs. VMI, 11-18-13  
 Tech scored 90-99 points: 95-79, vs. Iowa, 11-27-12  
 Tech scored 80-89 points: 87-74, vs. VMI, 12-22-14  
 Tech scored 70-79 points: 78-63, vs. Miami University, 11-26-14  
 Tech scored 60-69 points: 64-61, vs. The Citadel, 12-20-14  
 Tech scored 50-59 points: 58-61, at Penn State, 12-3-14  
 Tech scored 40-49 points: 47-64 at Maryland, 3-4-14  
 Tech scored 30-39 points: 33-43 at East Carolina, 1966-67 season  
 Tech scored 20-29 points: 27-40 at McGuire Gen., 1945-46 season  
 Tech scored 10-19 points: 16-45 at Virginia, 1938-1939 season  
 Tech scored less than 10 points: 7-31 at W&L, 1922-1923 season  
 Tech allowed 100+ points: 100-104, 2OT vs. Maryland, 2-27-10  
 Tech allowed 90-99 points: 77-96, vs. Michigan State, 11-22-13  
 Tech allowed 80-89 points: 60-80, vs. Maryland, 2-1-14  
 Tech allowed 70-79 points: 87-74, vs. VMI, 12-22-14  
 Tech allowed 60-69 points: 64-61, vs. The Citadel, 12-20-14  
 Tech allowed 50-59 points: 65-55, vs. Alabama A&M, 12-14-14  
 Tech allowed 40-49 points: 71-46, vs. Maryland-Eastern Shore, 12-14-14  
 Tech allowed 30-39 points: 99-34, vs. Mount St. Mary's, 1-2-11  
 Tech allowed 20-29 points: 31-25 vs. Richmond, 2-1-46  
 Tech allowed 10-19 points: 60-19 vs. Lynchburg College, 1-9-46  
 Tech allowed less than 10 points: 28-9 vs. Hampden-Sydney, 1-17-23  
 Largest margin of victory: 83 points vs. Randolph Macon Academy, 87-4, 1-10-11  
 Largest margin of victory in an ACC game: 29 points vs. Wake Forest, 94-65, 1-15-11  
 Two Tech players recorded double-doubles in a game: C.J. Barksdale (14 pts./10 rebs.) & Jarell Eddie (13 pts./10 rebs.) vs. Radford, 11-29-13  
 Two Tech players recorded double-doubles in consecutive games: vs. UNC, ACC Tournament, 3-13-09 and vs. Duquesne, NIT, 3-18-09  
 Tech player had five or more steals: Manny Atkins (5) vs. Mount St. Mary's, 1-2-11  
 Tech player had 10 or more assists in a game: Devin Wilson (11) vs. Morgan State, 11-30-14

## Compare & Contrast

VT	PC
69.3	60.0
62.9	68.2
48.8%	43.9%
38.5%	44.3%
40.5%	31.5%
31.5%	40.9%
58.6%	67.6%
33.1	33.2
-2.2	+0.2
11.9	11.8
12.9	14.7
4.7	4.8
4.5	3.4

## Career Double-Doubles

### 2014-15 Season

#### Joey van Zegeren (2)

vs. Liberty (17 pts./10 rebs.)\*  
 at Penn State (18 pts./10 rebs.)\*

#### Devin Wilson (1)

vs. Morgan State (10 pts./11 asts.)\*

\* - career highs at the time

## Buzz's Bunch

Buzz's Bunch is a non-profit organization that Coach Buzz Williams created five years ago when he was first named head coach at Marquette University.

Buzz's Bunch is a way to bring together children with disabilities and help them to fall in love with the game of basketball. Since it's creation, the group has evolved into so much more. Buzz's Bunch members create some unforgettable relationships and memories. Most of all, every player, coach, or staff member feels lucky to learn from these members and be touched by them.

Being a Buzz's Bunch member includes an invitation to a camp over the summer, which includes spending time with the team and staff, lunch and a free t-shirt. Additionally, there is a Buzz's Bunch calendar at the beginning of the year and another event over the winter. The team tries to keep in touch with members throughout the year and the organization changes with time as new opportunities exist.

For more information, contact [info@buzzsbunch.com](mailto:info@buzzsbunch.com) or log-on to <http://coachbuzzwilliams.com/buzzsbunch/>

## VT vs. The Conferences

<b>ACC REGULAR SEASON</b> .....	<b>0-0</b>
Big South (Liberty, Radford, Presbyterian) .....	1-1
Big Ten (Penn State).....	0-1
Mid-American (Miami University) .....	1-0
MEAC (UMES, Morgan State).....	2-0
Missouri Valley (Northern Iowa) .....	0-1
SWAC (Alabama State).....	1-0
Southern (The Citadel, VMI).....	2-0
Sun Belt (Appalachian State).....	0-1
<b>Total</b> .....	<b>7-4</b>

## On This Date

Virginia Tech is 4-7 all-time in games played on Dec. 27 ... Tech won its last two games on this date, most recently a 74-64 home win over William & Mary in Cassell Coliseum in 2005 ... Tech is 2-0 in home games on this date, both played in Cassell Coliseum ... The Hokies have never played Presbyterian or a team currently in the Big South Conference on this date ... Tech is 445-417 all-time on Saturdays and is 1-1 in Saturday games this season.



## The Last Time That...

Tech player had 20 or more rebounds in a game: Jeff Allen (21) vs. Longwood, 12-14-08  
 Two Tech players had double figures in rebounds: C.J. Barksdale (10 rebs.) & Jarell Eddie (10 rebs.) vs. Radford, 11-29-13  
 Two Tech players had five or more assists: Devin Wilson (5) & Adam Smith (5) vs. Michigan State, 11-22-13  
 Two Tech players scored 20 or more points: Adam Smith (26 points) & Justin Bibbe (22 points) vs. Miami University, 11-26-14  
 Two Tech players scored 20 or more points in consecutive games: Erick Green & Jarell Eddie 11-19-12 & 11-23-12  
 Tech freshman scored 20 or more points in a game: 22, Justin Bibbs, vs. Miami University, 11-26-14  
 Two Tech freshmen scored in double figures in a game: Malik Müller (15 pts.), Justin Bibbs (15 pts.) & Ahmed Hill (11 pts.) vs. UMES, 12-14-14  
 Three Tech freshmen scored in double figures in a game: Malik Müller (15 pts.), Justin Bibbs (15 pts.) & Ahmed Hill (11 pts.) vs. UMES, 12-14-14  
 Tech player scored 30-39 points in a game: 34, Jarell Eddie vs. Winthrop, 12-3-13  
 Tech player scored 40-49 points in a game: 41, Dorenzo Hudson vs. Seton Hall, 1-2-10  
 Tech player scored 50+ points in a game: 51, Bimbo Coles vs. Southern Miss., 2-6-88  
 Tech defeated a ranked opponent on the road: 80-77 at No. 12/13 Clemson, 2-25-09  
 Tech defeated a ranked opponent at home: 81-71, vs. No. 15/17 Oklahoma State, 12-1-12  
 Tech defeated a ranked opponent on a neutral court: 72-64, vs. No. 21 Virginia, 12-28-95, Roanoke Civic Center  
 Tech player had consecutive double-doubles: Jarell Eddie, 11-26-13 & 11-29-13  
 Tech player had seven consecutive double-doubles: Jeff Allen, 1-25-11, 1-30-11, 2-2-11, 2-5-11, 2-13-11, 2-15-11 & 2-19-11  
 Tech held opponent without a double-figure scorer: 65-47 vs. Miami, ACC Tournament, 3-12-09  
 No Tech player scored in double figures: 41-57 vs. Temple, 2-25-96  
 Tech had five players score in double figures: 75-54, vs. Furman, 11-26-13  
 Tech had six players score in double figures: vs. Wake Forest, 1-15-11  
 Tech did not make a three-point field goal: at Providence, 2-1-03  
 Tech's opponent did not make a three-point field goal: at NC State, 2-10-10  
 Tech did not shoot a free throw in the first half: at Miami, 12-8-13  
 Tech did not shoot a free throw in the second half: vs. Virginia, 12-5-10  
 Tech allowed a triple-double: Iman Shumpert (22 pts., 12 rebs., 11 assists), at Georgia Tech, 1-25-11  
 Tech held an opponent under 10 points in a half: 9 points, vs. Eastern Michigan, 12-22-11  
 Tech held an opponent under 20 points in a half: 17 pts., vs. Furman, 11-26-13  
 Tech had double-figures in blocked shots: 13, 87-82, vs. West Virginia, 11-12-13  
 Tech came back from a double-figure deficit to win: 13 pts. (37-24), at Miami, 12-8-13  
 Tech led by 20-or-more points at half time of a game: 22 pts., 39-17, vs. Miami University, 11-26-14  
 Tech had a walk-on score in double figures: Christian Beyer, 13 pts., vs. Alabama A&M, 12-14-14

### He Ain't Heavy...

When the Hokies travel to Chapel Hill on Jan. 18 to face the Tar Heels, we could see brother-vs.-brother on the court ... Tech senior **Christian Beyer**'s step-brother, Sasha Seymore, is a senior walk-on of the UNC team this season ... This is Beyer's third season on the Tech roster, while this is Seymore's first year on the Carolina squad ... Both excel in the classroom, as well, as Beyer won the 2014 Skelton Award, given annually by Virginia Tech to the top academic male and female student-athletes and Seymore attends Carolina on a Morehead-Cain Scholarship, the most prestigious academic scholarship awarded at UNC and is the senior class president at UNC.

*Did you know...**Devin Wilson's** 11 assists in the win over Morgan State is the most assists by an ACC player this season (as of 12-25-14)?*



### HokiesXtra Gameday App

To assist fans with all the happenings in and around gameday, a free app was created, which can be accessed by searching on the Apple iTunes Store or Google Play for VT Gameday.

Virginia Tech Athletics joined forces with IMG and SportsLabs to develop the Virginia Tech Game Day App to keep Hokie fans connected to the action while at the game or watching from home.

The Virginia Tech Game Day App is packed with robust social, on-campus and stadium features that enhance the game day experience by delivering:

- Free live game audio;
- Real-time Instagram and Twitter feeds from the team and fans;
- The official game-day guide with key times, events and need-to-know information;
- Enhanced location-aware maps for fans attending both home and away games;
- Live Conference and Top 25 scores, real-time stats;
- Opt-in alerts for weather updates, pre-game events, play-by-play information and more.

# CHRISTIAN BEYER

SENIOR • FORWARD • 6-7 • 220  
NEW BERN, N.C. • NEW BERN

# #22



## SEASON STATISTICS

## SEASON/CAREER GAME HIGHS

Opponent	Min	FG-A-%	3FG-A-%	FT-A-%	O-D-T	A	TO	Blk	Stl	Pts
Maryland-Eastern Shore	1	0-0-.000	0-0-.000	0-0-.000	0-0-0	0	0	1	0	0
Liberty #		-- DNP --								
Appalachian State		-- DNP --								
vs. Northern Iowa #		-- DNP --								
vs. Miami (OH) #	2	0-1-.000	0-0-.000	0-0-.000	0-0-0	0	0	0	0	0
Morgan State #	1	0-0-.000	0-0-.000	0-0-.000	0-0-0	0	0	0	0	0
at Penn State ^		-- DNP --								
Radford		-- DNP --								
- Alabama A&M	27	5-7-.714	0-0-.000	3-4-.750	4-5-9	2	2	0	1	13
- The Citadel	6	0-1-.000	0-0-.000	0-0-.000	1-0-1	0	0	0	0	0
VMI	8	1-2-.500	0-0-.000	0-0-.000	0-2-2	1	1	0	0	2
Presbyterian										
at West Virginia										
Syracuse*										
at Florida State*										
at Louisville*										
at North Carolina*										
Notre Dame*										
Virginia*										
Pittsburgh*										
at Wake Forest*										
at Syracuse*										
Florida State*										
Georgia Tech*										
at Clemson*										
at Miami*										
at NC State*										
Duke										
at Virginia*										
Boston College*										
Miami*										

### POINTS

Season	13 vs Alabama A&M (12/14/14)
Career	13 vs Alabama A&M (12/14/14)
ACC	7 at Boston College (1/29/14)

### MINUTES PLAYED

Season	27 vs Alabama A&M (12/14/14)
Career	27, 3x, last vs Alabama A&M (12/14/14)
ACC	27 at Boston College (1/29/14)

### FIELD GOALS MADE

Season	5 vs Alabama A&M (12/14/14)
Career	5 vs Alabama A&M (12/14/14)
ACC	3 at MD (1/7/13), at BC (1/29/14)

### FIELD GOAL ATTEMPTS

Season	7 vs Alabama A&M (12/14/14)
Career	7 vs Alabama A&M (12/14/14)
ACC	5 at MD (1/7/13), at BC (1/29/14)

### 3-PT FIELD GOALS MADE

Season	N/A
Career	1, 3x, last vs UMES (12/31/13)
ACC	1 at Clemson (1/27/13)

### 3-PT FIELD GOAL ATTEMPTS

Season	N/A
Career	3 vs MVSU (12/10/12)
ACC	1, 7x, last vs NC State (2/22/14)

### FREE THROWS MADE

Season	3 vs Alabama A&M (12/14/14)
Career	3 vs Brad. (12/22/12), vs AI A&M (12/14/14)
ACC	2 vs Boston College (1/9/13)

### FREE THROW ATTEMPTS

Season	4 vs Alabama A&M (12/14/14)
Career	4 vs Brad. (12/22/12), vs AI A&M (12/14/14)
ACC	2, 6x, last at Boston College (1/29/14)

### REBOUNDS

Season	9 vs Alabama A&M (12/14/14)
Career	11 vs BYU (12/19/12)
ACC	8 vs Boston College (1/9/13)

### ASSISTS

Season	2 vs Alabama A&M (12/14/14)
Career	2, 4x, last vs Alabama A&M (12/14/14)
ACC	2 vs Boston College (1/9/13)

### BLOCKS

Season	1 vs. UMES (11/14/14)
Career	1, 5x, last vs. UMES (11/14/14)
ACC	1 vs WF (1/19/13), at Miami (12/8/13)

### STEALS

Season	1 vs Alabama A&M (12/14/14)
Career	2 vs Bradley (12/22/12)
ACC	2 at Maryland (1/7/13)



\*- ACC games; # - Cancun Challenge; ^ - ACC/Big Ten Challenge

## 2014-2015 NOTES

Made his first start of the season against Alabama A&M, scoring 13 points and grabbing nine rebounds ... Had two points and two rebounds against VMI.

## CAREER STATISTICS

Year	GP-GS	Min-Avg.	FGM-FGA-Pct.	3FG-FGA-Pct.	FTM-FTA-Pct.	Off.-Def.	Reb-Avg.	A-TO	Blk	Stl	TP-Avg.
12-13	25-0	410-16.4	27-89-.303	13-55-.236	23-36-.639	24-71	95-3.8	13-22	10	3	90-3.6
13-14	28-1	269-9.6	13-25-.520	2-7-.286	3-9-.333	19-44	63-2.3	10-14	1	5	31-1.1
14-15	6-2	45-7.5	6-11-.545	0-0-.000	3-4-.750	5-7	12-2.0	3-3	1	1	15-2.5
<b>Career</b>	<b>57-3</b>	<b>532-9.3</b>	<b>34-73-.466</b>	<b>3-16-.188</b>	<b>17-29-.586</b>	<b>47-93</b>	<b>140-2.5</b>	<b>18-27</b>	<b>5</b>	<b>10</b>	<b>88-1.5</b>

# WILL JOHNSTON

SENIOR • GUARD • 6-4 • 225  
MIDLOTHIAN, VA. • MIDLOTHIAN

# #25



## SEASON STATISTICS

Opponent	Min	FG-A-%	3FG-A-%	FT-A-%	O-D-T	A	TO	Blk	Stl	Pts
Maryland-Eastern Shore	7	1-1-1.000	1-1-1.000	0-0-.000	0-1-1	0	0	0	0	3
Liberty #	1	0-0-.000	0-0-.000	0-0-.000	0-0-0	0	0	0	0	0
Appalachian State	13	1-4-.250	1-4-.250	0-0-.000	0-0-0	1	0	0	0	3
vs. Northern Iowa #	8	1-2-.500	1-2-.500	0-0-.000	0-2-2	0	0	0	0	3
-vs. Miami (OH) #	13	0-1-.000	0-1-.000	0-0-.000	0-0-0	0	0	0	1	0
Morgan State #	15	2-2-1.000	1-1-1.000	3-3-1.000	1-1-2	0	1	0	0	8
at Penn State ^	2	0-0-.000	0-0-.000	0-0-.000	0-0-0	0	0	0	0	0
Radford		-- DNP --								
-Alabama A&M	26	3-8-.375	2-7-.286	0-0-.000	1-1-2	0	0	0	0	8
-The Citadel	7	0-0-.000	0-0-.000	0-0-.000	0-1-1	0	0	0	0	0
VMI		-- DNP --								
Presbyterian										
at West Virginia										
Syracuse*										
at Florida State*										
at Louisville*										
at North Carolina*										
Notre Dame*										
Virginia*										
Pittsburgh*										
at Wake Forest*										
at Syracuse*										
Florida State*										
Georgia Tech*										
at Clemson*										
at Miami*										
at NC State*										
Duke										
at Virginia*										
Boston College*										
Miami*										

\*- ACC games; # - Cancun Challenge; ^ - ACC/Big Ten Challenge

## 2014-2015 NOTES

Scored three points against UMES and Appalachian State ... Had three points and two rebounds against Northern Iowa ... Didn't miss a shot against Morgan State, finishing with eight points and two rebounds ... Scored eight points and grabbed two rebounds against Alabama A&M.

## SEASON/CAREER GAME HIGHS

### POINTS

Season 8 vs MSU (11/30/14), vs Al A&M (12/14/14)  
Career 12 vs Furman (11/26/13), at FSU (2/5/14)  
ACC 12 at Florida State (2/5/14)

### MINUTES PLAYED

Season 26 vs Alabama A&M (12/14/14)  
Career 38 at Maryland (3/4/14)  
ACC 38 at Maryland (3/4/14)

### FIELD GOALS MADE

Season 3 vs Alabama A&M (12/14/14)  
Career 4 vs Furman (11/26/13), at FSU (2/5/14)  
ACC 4 at Florida State (2/5/14)

### FIELD GOAL ATTEMPTS

Season 8 vs Alabama A&M (12/14/14)  
Career 8 vs Alabama A&M (12/14/14)  
ACC 7 at Florida State (2/5/14)

### 3-PT FIELD GOALS MADE

Season 2 vs Alabama A&M (12/14/14)  
Career 4 vs Furman (11/26/13), at FSU (2/5/14)  
ACC 4 at Florida State (2/5/14)

### 3-PT FIELD GOAL ATTEMPTS

Season 7 vs Alabama A&M (12/14/14)  
Career 7, 3x, last vs Alabama A&M (12/14/14)  
ACC 7 at Florida State (2/5/14)

### FREE THROWS MADE

Season 3 vs Morgan State (11/30/14)  
Career 3 at BYU (12/29/12), vs MSU (11/30/14)  
ACC 2 vs WF (1/22/14), vs Maryland (2/1/14)

### FREE THROW ATTEMPTS

Season 3 vs Morgan State (11/30/14)  
Career 4 at BYU (12/29/12)  
ACC 3 vs Wake Forest (1/22/14)

### REBOUNDS

Season 2, 3x, last vs Alabama A&M (12/14/14)  
Career 6 vs Virginia (2/18/14)  
ACC 6 vs Virginia (2/18/14)

### ASSISTS

Season 1 vs App State (11/22/14)  
Career 2, 4x, last at Boston College (1/29/14)  
ACC 2, 3x, last at Boston College (1/29/14)

### BLOCKS

Season N/A  
Career N/A  
ACC N/A

### STEALS

Season 1 vs Miami (OH) ((11/26/14)  
Career 3 vs Florida State (2/24/13)  
ACC 3 vs Florida State (2/24/13)



## CAREER STATISTICS

Year	GP-GS	Min-Avg.	FGM-FGA-Pct.	3FG-FGA-Pct.	FTM-FTA-Pct.	Off.-Def.	Reb-Avg.	A-TO	Blk	Stl	TP-Avg.
11-12	4-0	8-2.0	1-3-.333	1-3-.333	0-0-.000	0-0	0-0.0	0-0	0	0	3-0.8
12-13	29-4	322-11.1	18-52-.346	17-48-.354	5-11-.455	3-9	12-0.4	8-5	0	7	58-2.0
13-14	30-10	598-19.9	29-82-.354	27-75-.360	11-17-.647	5-57	62-2.1	20-14	1	10	96-3.2
14-15	9-3	92-10.2	8-18-.444	6-16-.375	3-3-1.000	2-6	8-0.9	1-1	0	1	25-2.8
<b>Career</b>	<b>72-17</b>	<b>1020-14.2</b>	<b>56-155-.361</b>	<b>51-142-.359</b>	<b>19-31-.613</b>	<b>10-72</b>	<b>82-1.1</b>	<b>29-20</b>	<b>1</b>	<b>18</b>	<b>182-2.5</b>



# ADAM SMITH

R-JUNIOR • GUARD • 6-1 • 170  
JONESBORO, GA • UNC WILMINGTON

# #3



## SEASON STATISTICS

## SEASON/CAREER GAME HIGHS

Opponent	Min	FG-A-%	3FG-A-%	FT-A-%	O-D-T	A	TO	Blk	Stl	Pts
-Maryland-Eastern Shore	27	3-6-.500	1-4-.250	0-0-.000	0-3-3	0	1	0	0	7
-Liberty #	31	5-8-.625	3-4-.750	0-1-.000	0-1-1	1	0	0	1	13
-Appalachian State	25	5-10-.500	1-4-.250	0-0-.000	0-1-1	0	2	0	1	11
vs. Northern Iowa #	26	3-8-.375	1-5-.200	0-0-.000	0-1-1	1	1	0	0	7
vs. Miami (OH) #	33	9-14-.643	5-7-.714	3-4-.750	0-6-6	1	1	1	0	26
Morgan State #	32	7-11-.636	6-10-.600	2-3-.667	0-3-3	0	1	0	0	22
at Penn State ^	30	2-8-.250	0-4-.000	0-0-.000	0-0-0	1	0	0	0	4
Radford	28	4-9-.444	2-4-.500	2-2-1.000	1-2-3	0	2	0	0	12
-Alabama A&M	18	3-7-.429	1-1-1.000	0-2-.000	0-1-1	2	0	0	1	7
-The Citadel	30	5-16-.313	2-7-.286	4-5-.800	1-4-5	0	0	1	0	16
-VMI	32	5-13-.385	0-1-.000	0-0-.000	0-2-2	2	0	0	1	10
Presbyterian										
at West Virginia										
Syracuse*										
at Florida State*										
at Louisville*										
at North Carolina*										
Notre Dame*										
Virginia*										
Pittsburgh*										
at Wake Forest*										
at Syracuse*										
Florida State*										
Georgia Tech*										
at Clemson*										
at Miami*										
at NC State*										
Duke										
at Virginia*										
Boston College*										
Miami*										

\*- ACC games; # - Cancun Challenge; ^ - ACC/Big Ten Challenge

### POINTS

Season	26 vs Miami (OH) (11/26/14)
Career	28 vs Radford (11/29/13)
ACC	12 vs Boston College (1/11/14)

### MINUTES PLAYED

Season	33 vs Miami (OH) (11/26/14)
Career	36 vs Radford (11/29/13)
ACC	30 vs Syracuse (1/7/14)

### FIELD GOALS MADE

Season	9 vs Miami (OH) (11/26/14)
Career	9, 3x, last vs Miami (OH) (11/26/14)
ACC	5 vs Boston College (1/11/14)

### FIELD GOAL ATTEMPTS

Season	16 vs The Citadel (12/20/14)
Career	19 vs Michigan State (11/22/13)
ACC	16 vs Boston College (1/11/14)

### 3-PT FIELD GOALS MADE

Season	6 vs Morgan State (11/30/14)
Career	5 vs Miami (OH) (11/26/14)
ACC	3 vs Syracuse (1/7/14)

### 3-PT FIELD GOAL ATTEMPTS

Season	10 vs Morgan State (11/30/14)
Career	10 vs Morgan State (11/30/14)
ACC	9 vs SU (1/7/14), vs BC (1/11/14)

### FREE THROWS MADE

Season	4 vs The Citadel (12/20/14)
Career	8 vs Radford (11/29/13)
ACC	N/A

### FREE THROW ATTEMPTS

Season	5 vs The Citadel (12/20/14)
Career	10 vs Radford (11/29/13)
ACC	N/A

### REBOUNDS

Season	6 vs Miami (OH) (11/26/14)
Career	6 vs MSU (11/22/13), vs Miami (11/26/14)
ACC	1, 4x, last at Notre Dame (1/19/14)

### ASSISTS

Season	2 vs Al A&M (12/14/14), vs VMI (12/22/14)
Career	5 vs MSU (11/22), vs Radford (11/29/13)
ACC	3 at Miami (12/8/13)

### BLOCKS

Season	1 vs Miami (OH) (11/26/14)
Career	1 vs Miami (OH) (11/26/14)
ACC	N/A

### STEALS

Season	1, 4x, vs VMI (12/22/14)
Career	1, 6x, last vs VMI (12/22/14)
ACC	N/A



## 2014-2015 NOTES

Scored seven points and added three rebounds in the opener against Maryland-Eastern Shore ... Put up 13 points against Liberty ... Led the Hokies with 11 points against Appalachian State ... Scored seven points against Northern Iowa ... Went 5-for-7 from three to finish with 26 points and six rebounds against Miami (OH) ... Led the way with 22 points, including six threes, against Morgan State ... Had 12 points against Radford ... Scored seven points and returned to the starting line-up against Alabama A&M ... Led the Hokies with 16 points, adding five rebounds against The Citadel ... Scored 10 points and added two assists against VMI.


## CAREER STATISTICS

Year	GP-GS	Min-Avg.	FGM-FGA-Pct.	3FG-FGA-Pct.	FTM-FTA-Pct.	Off.-Def.	Reb-Avg.	A-TO	Blk	Stl	TP-Avg.
(11-12)*	31-29	939-30.3	150-396-.379	58-175-.331	67-82-.817	12-88	100-3.2	49-47	1	15	425-13.7
13-14	14-9	361-25.8	56-146-.384	24-67-.358	18-22-.818	3-29	32-2.3	30-20	0	2	154-11.0
14-15	11-6	312-28.4	51-110-.464	22-51-.431	11-17-.647	2-24	26-2.4	9-7	1	4	135-12.3
<b>Career</b>	<b>25-15</b>	<b>673-27.0</b>	<b>107-256-.418</b>	<b>46-118-.390</b>	<b>29-39-.744</b>	<b>5-53</b>	<b>58-2.3</b>	<b>39-27</b>	<b>1</b>	<b>6</b>	<b>289-11.6</b>

# JOEY van ZEGEREN

R-JUNIOR • FORWARD • 6-10 • 235  
HOOGVEEN, THE NETHERLANDS • CANARIAS

# #2



## SEASON STATISTICS

Opponent	Min	FG-A-%	3FG-A-%	FT-A-%	O-D-T	A	TO	Blk	Stl	Pts
-Maryland-Eastern Shore	19	2-6-.333	0-0-.000	0-1-.000	2-2-4	0	0	2	0	4
-Liberty #	34	7-9-.778	0-0-.000	3-6-.500	4-6-10	0	4	1	1	17
-Appalachian State	18	3-6-.500	0-1-.000	2-3-.333	1-1-2	0	2	1	1	8
vs. Northern Iowa #	25	7-10-.700	0-0-.000	1-5-.200	4-2-6	0	2	1	0	15
vs. Miami (OH) #	21	3-5-.600	0-0-.000	2-4-.500	4-5-9	1	1	1	0	8
Morgan State #	22	6-8-.750	0-0-.000	1-4-.250	0-8-8	0	2	6	0	13
at Penn State ^	22	9-14-.643	0-0-.000	0-7-.000	4-6-10	0	2	0	1	18
Radford	30	5-11-.455	0-0-.000	0-0-.000	4-1-5	0	2	2	0	10
Alabama A&M	10	0-0-.000	0-0-.000	1-3-.333	2-1-3	0	0	1	0	1
The Citadel	21	5-10-.500	0-0-.000	0-4-.000	4-1-5	1	0	1	0	10
VMI	14	4-5-.800	0-0-.000	0-0-.000	0-4-4	0	0	0	0	8
Presbyterian										
at West Virginia										
Syracuse*										
at Florida State*										
at Louisville*										
at North Carolina*										
Notre Dame*										
Virginia*										
Pittsburgh*										
at Wake Forest*										
at Syracuse*										
Florida State*										
Georgia Tech*										
at Clemson*										
at Miami*										
at NC State*										
Duke										
at Virginia*										
Boston College*										
Miami*										

\*- ACC games; # - Cancun Challenge; ^ - ACC/Big Ten Challenge

## 2014-2015 NOTES

Earned the first double-double of his career with 17 points and 10 rebounds against Liberty ... Scored eight points against Appalachian State ... Scored 15 points and added six boards against Northern Iowa ... Had eight points and nine rebounds against Miami (OH) ... Matched a career high with six blocks, adding 13 points and eight rebounds against Morgan State ... Scored 18 points and grabbed 10 rebounds at Penn State ... Blocked two shots and scored 10 points against Radford ... Put up 10 points and grabbed five rebounds against The Citadel ... Scored eight points and grabbed four rebounds in 14 minutes against VMI.

## SEASON/CAREER GAME HIGHS

### POINTS

Season	18 at Penn State (12/3/14)
Career	21 at Georgia Tech (3/8/14)
ACC	21 at Georgia Tech (3/8/14)

### MINUTES PLAYED

Season	34 vs Liberty (11/19/14)
Career	35 at Miami (12/8/13)
ACC	35 at Miami (12/8/13)

### FIELD GOALS MADE

Season	9 at Penn State (12/3/14)
Career	9 at GT (3/8/14), at PSU (12/3/14)
ACC	9 at Georgia Tech (3/8/14)

### FIELD GOAL ATTEMPTS

Season	14 at Penn State (12/3/14)
Career	17 at Georgia Tech (3/8/14)
ACC	17 at Georgia Tech (3/8/14)

### 3-PT FIELD GOALS MADE

Season	N/A
Career	N/A
ACC	N/A

### 3-PT FIELD GOAL ATTEMPTS

Season	1 vs App State (11/22/14)
Career	1, 3x, last vs App State (11/22/14)
ACC	N/A

### FREE THROWS MADE

Season	3 vs Liberty (11/19/14)
Career	4 vs Iowa (11/27/12)
ACC	4 at Maryland (1/5/13)

### FREE THROW ATTEMPTS

Season	7 at Penn State (12/3/14)
Career	9 vs NC State (2/22/14)
ACC	9 vs NC State (2/22/14)

### REBOUNDS

Season	10 vs LU (11/19/14), at PSU (12/3/14)
Career	10, 3x last at Penn State (12/3/14)
ACC	10 at Miami (12/8/13)

### ASSISTS

Season	1 vs Miami (11/26), vs The Citadel (12/20)
Career	3 vs Virginia (2/18/14)
ACC	3 vs Virginia (2/18/14)

### BLOCKS

Season	6 vs Morgan State (11/30/14)
Career	6 at ND (1/19/14), vs MSU (11/30/14)
ACC	6 at Notre Dame (1/19/14)

### STEALS

Season	1, 3x, last at Penn State (12/3/14)
Career	2 at BYU (12/29/12), vs WF (1/22/14)
ACC	2 vs Wake Forest (1/22/14)



## CAREER STATISTICS

Year	GP-GS	Min-Avg.	FGM-FGA-Pct.	3FG-FGA-Pct.	FTM-FTA-Pct.	Off.-Def.	Reb-Avg.	A-TO	Blk	Stl	TP-Avg.
11-12	3-0	10-3.3	0-0-.000	0-0-.000	0-0-.000	0-0	0-0.0	0-0	1	0	0-0.0
12-13	32-4	467-14.6	41-78-.526	0-0-.000	25-55-.455	46-54	100-3.1	4-35	21	9	107-3.3
13-14	31-24	682-22.0	84-168-.500	0-1-.000	31-86-.360	69-86	155-5.0	10-44	53	12	199-6.4
14-15	11-3	236-21.5	51-84-.607	0-1-.000	10-37-.270	29-37	66-6.0	2-15	16	3	112-10.2
<b>Career</b>	<b>77-31</b>	<b>1395-18.1</b>	<b>176-330-.533</b>	<b>0-2-.000</b>	<b>66-178-.371</b>	<b>144-177</b>	<b>321-4.2</b>	<b>16-94</b>	<b>91</b>	<b>24</b>	<b>418-5.4</b>

# SHANE HENRY

JUNIOR • FORWARD • 6-8 • 190  
 DECATUR, GA • GEORGIA PERIMETER COLLEGE

# #0



## SEASON STATISTICS

## SEASON/CAREER GAME HIGHS

Opponent	Min	FG-A-%	3FG-A-%	FT-A-%	O-D-T	A	TO	Blk	Stl	Pts
Maryland-Eastern Shore	13	1-6-.167	0-0-.000	1-2-.500	1-7-8	0	0	3	0	3
Liberty #		-- DNP --								
Appalachian State	4	0-0-.000	0-0-.000	0-0-.000	0-0-0	0	1	0	0	0
-vs. Northern Iowa #	10	1-2-.500	0-0-.000	0-0-.000	0-0-0	0	1	0	0	2
-vs. Miami (OH) #	6	0-2-.000	0-0-.000	0-0-.000	1-1-2	0	2	0	0	0
-Morgan State #	11	1-2-.500	0-0-.000	0-0-.000	0-4-4	1	1	3	0	2
-at Penn State ^	8	2-5-.200	0-0-.000	0-0-.000	1-2-3	0	0	0	1	4
-Radford	9	1-3-.333	0-0-.000	0-0-.000	0-2-2	0	0	1	0	2
Alabama A&M	17	3-5-.600	0-0-.000	0-0-.000	4-2-6	0	1	2	0	6
The Citadel	9	1-2-.500	0-0-.000	0-0-.000	1-1-2	0	0	2	0	2
-VMI	24	3-8-.375	0-0-.000	0-2-.000	4-9-13	0	1	3	0	6
Presbyterian										
at West Virginia										
Syracuse*										
at Florida State*										
at Louisville*										
at North Carolina*										
Notre Dame*										
Virginia*										
Pittsburgh*										
at Wake Forest*										
at Syracuse*										
Florida State*										
Georgia Tech*										
at Clemson*										
at Miami*										
at NC State*										
Duke										
at Virginia*										
Boston College*										
Miami*										

### POINTS

Season	6 vs AI A&M (12/14/14), VMI (12/22/14)
Career	6 vs AI A&M (12/14/14), VMI (12/22/14)
ACC	N/A

### MINUTES PLAYED

Season	24 VMI (12/22/14)
Career	24 VMI (12/22/14)
ACC	N/A

### FIELD GOALS MADE

Season	3 vs AI A&M (12/14/14), VMI (12/22/14)
Career	3 vs AI A&M (12/14/14), VMI (12/22/14)
ACC	N/A

### FIELD GOAL ATTEMPTS

Season	8 VMI (12/22/14)
Career	8 VMI (12/22/14)
ACC	N/A

### 3-PT FIELD GOALS MADE

Season	N/A
Career	N/A
ACC	N/A

### 3-PT FIELD GOAL ATTEMPTS

Season	N/A
Career	N/A
ACC	N/A

### FREE THROWS MADE

Season	1 vs UMES (11/14/14)
Career	1 vs UMES (11/14/14)
ACC	N/A

### FREE THROW ATTEMPTS

Season	2 vs UMES (11/14/14), VMI (12/22/14)
Career	2 vs UMES (11/14/14), VMI (12/22/14)
ACC	N/A

### REBOUNDS

Season	13 VMI (12/22/14)
Career	13 VMI (12/22/14)
ACC	N/A

### ASSISTS

Season	1 vs Morgan State (11/30/14)
Career	1 vs Morgan State (11/30/14)
ACC	N/A

### BLOCKS

Season	3, 3x, last VMI (12/22/14)
Career	3, 3x, last VMI (12/22/14)
ACC	N/A

### STEALS

Season	1 at Penn State (12/3/14)
Career	1 at Penn State (12/3/14)
ACC	N/A



## 2014-2015 NOTES

Brought down eight rebounds and blocked three shorts in the opener against Maryland-Eastern Shore ... Made the first start of his career against Northern Iowa ... Blocked three shots and grabbed four rebounds against Morgan State ... Scored four points and grabbed three rebounds at Penn State ... Blocked a shot and grabbed two rebounds in nine minutes against Radford ... Had six boards and six points against Alabama A&M ... Scored six points and set a new career high with 13 boards against VMI.

## CAREER STATISTICS

Year	GP-GS	Min-Avg.	FGM-FGA-Pct.	3FG-FGA-Pct.	FTM-FTA-Pct.	Off.-Def.	Reb-Avg.	A-TO	Blk	Stl	TP-Avg.
14-15	10-6	111-11.1	13-35-.371	0-0-.000	1-4-.250	12-28	40-4.0	1-7	14	1	27-2.7

\*- ACC games; # - Cancun Challenge; ^ - ACC/Big Ten Challenge



# DEVIN WILSON

SOPHOMORE • GUARD • 6-4 • 190  
MCKEES ROCKS, PA • MONTOUR

# #11



## SEASON STATISTICS

Opponent	Min	FG-A-%	3FG-A-%	FT-A-%	O-D-T	A	TO	Blk	Stl	Pts
- Maryland-Eastern Shore	24	2-2-1.000	0-0-0.000	1-5-.200	0-3-3	6	0	0	2	5
- Liberty #	33	2-2-1.000	0-0-0.000	9-10-.900	0-3-3	9	3	0	2	13
- Appalachian State	27	4-6-.667	0-0-0.000	2-2-1.000	0-2-2	3	1	0	2	10
- vs. Northern Iowa #	32	0-2-.000	0-0-0.000	0-0-0.000	0-4-4	4	1	0	0	0
- vs. Miami (OH) #	23	3-5-.600	0-1-.000	1-1-1.000	0-1-1	1	3	0	1	7
- Morgan State #	29	2-6-.333	1-2-.500	5-6-.833	2-5-7	11	3	1	0	10
- at Penn State ^	28	1-6-.167	0-1-.000	0-0-0.000	2-2-4	3	3	0	3	2
- Radford	36	5-9-.556	0-1-.000	1-1-1.000	2-4-6	4	3	0	2	11
- Alabama A&M	11	0-0-.000	0-0-0.000	1-2-.500	0-0-0	1	0	0	1	1
- The Citadel	29	3-4-.750	1-2-.500	3-6-.500	0-5-5	1	2	0	0	10
- VMI	34	4-6-.667	2-2-1.000	6-7-.857	0-2-2	6	4	0	1	16
- Presbyterian										
- at West Virginia										
- Syracuse*										
- at Florida State*										
- at Louisville*										
- at North Carolina*										
- Notre Dame*										
- Virginia*										
- Pittsburgh*										
- at Wake Forest*										
- at Syracuse*										
- Florida State*										
- Georgia Tech*										
- at Clemson*										
- at Miami*										
- at NC State*										
- Duke										
- at Virginia*										
- Boston College*										
- Miami*										

\*- ACC games; # - Cancun Challenge; ^ - ACC/Big Ten Challenge

## 2014-2015 NOTES

Had six assists and five points in the opener against Maryland-Eastern Shore ... Scored 13 points and added nine assists against Liberty ... Scored 10 points and added three assists and two steals against Appalachian State ... Had four assists against Northern Iowa ... Scored seven points against Miami (OH) ... Recorded the first double-double of his career with 10 points and 11 assists, also adding seven rebounds against Morgan State ... Had three steals at Penn State ... Scored 11 points and grabbed six rebounds against Radford ... Had 10 points and five rebounds against The Citadel ... Put up 16 points and added six assists against VMI..

## SEASON/CAREER GAME HIGHS

### POINTS

Season	16 vs VMI (12/22/14)
Career	26 vs Wake Forest (1/22/13)
ACC	26 vs Wake Forest (1/22/13)

### MINUTES PLAYED

Season	36 vs Radford (12/7/14)
Career	46 at Pittsburgh (2/8/14)
ACC	46 at Pittsburgh (2/8/14)

### FIELD GOALS MADE

Season	5 vs Radford (12/7/14)
Career	7 at Notre Dame (1/19/14)
ACC	7 at Notre Dame (1/19/14)

### FIELD GOAL ATTEMPTS

Season	9 vs Radford (12/7/14)
Career	13 vs North Carolina (3/1/14)
ACC	13 vs North Carolina (3/1/14)

### 3-PT FIELD GOALS MADE

Season	2 vs VMI (12/22/14)
Career	3 vs Wake Forest (1/22/14)
ACC	3 vs Wake Forest (1/22/14)

### 3-PT FIELD GOAL ATTEMPTS

Season	2, 3x, last vs VMI (12/22/14)
Career	6 vs North Carolina (3/1/14)
ACC	6 vs North Carolina (3/1/14)

### FREE THROWS MADE

Season	9 vs Liberty (11/19/14)
Career	11 vs Wake Forest (1/22/14)
ACC	11 vs Wake Forest (1/22/14)

### FREE THROW ATTEMPTS

Season	10 vs Liberty (11/19/14)
Career	14 vs Wake Forest (1/22/14)
ACC	14 vs Wake Forest (1/22/14)

### REBOUNDS

Season	7 vs Morgan State (11/30/14)
Career	7 vs UNCG (12/28/13), vs MSU (11/30/14)
ACC	4, 4x, last at Pittsburgh (2/8/14)

### ASSISTS

Season	11 vs Morgan State (11/30/14)
Career	11 vs Furman (11/26/13), vs MSU (11/30/14)
ACC	9 vs Miami (2/15/14), vs NC State (2/22/14)

### BLOCKS

Season	1 vs Morgan State (11/30/14)
Career	1, 6x, last vs Morgan State (11/30/14)
ACC	1, 3x, last vs North Carolina (3/1/14)

### STEALS

Season	3 at Penn State (12/3/14)
Career	3 at FSU (2/5/14), at PSU (12/3/14)
ACC	3 at Florida State (2/5/14)



## CAREER STATISTICS

Year	GP-GS	Min-Avg.	FGM-FGA-Pct.	3FG-FGA-Pct.	FTM-FTA-Pct.	Off.-Def.	Reb-Avg.	A-TO	Blk	Stl	TP-Avg.
13-14	31-31	1081-34.9	75-201-.373	14-45-.311	122-185-.659	15-85	100-3.2	148-90	5	25	286-9.2
14-15	11-9	306-27.8	26-48-.542	4-9-.444	29-40-.725	6-31	37-3.4	49-23	1	14	85-7.7
<b>Career</b>	<b>42-40</b>	<b>1387-33.0</b>	<b>101-249-.406</b>	<b>18-54-.333</b>	<b>151-225-.671</b>	<b>21-116</b>	<b>137-3.3</b>	<b>197-113</b>	<b>6</b>	<b>39</b>	<b>371-8.8</b>

# MALIK MÜLLER

R-FRESHMAN • GUARD • 6-3 • 220  
EDINGEN, GERMANY • URSPRING

# #1



## SEASON STATISTICS

Opponent	Min	FG-A-%	3FG-A-%	FT-A-%	O-D-T	A	TO	Blk	Stl	Pts
-Maryland-Eastern Shore	27	5-5-1.000	2-2-1.000	3-4-.750	0-3-3	0	1	0	1	15
-Liberty #	29	2-6-.333	2-4-.500	3-4-.750	0-4-4	4	2	0	4	9
-Appalachian State	24	0-4-.000	0-3-.000	2-6-.333	0-6-6	1	2	0	1	2
-vs. Northern Iowa #	19	1-6-.167	1-4-.250	0-0-.000	0-2-2	3	2	0	1	3
vs. Miami (OH) #	16	0-4-.000	0-2-.000	1-2-.500	0-1-1	1	2	0	2	1
-Morgan State #	23	2-3-.667	1-1-1.000	0-0-.000	1-1-2	3	1	1	0	5
-at Penn State ^	16	0-5-.000	0-1-.000	0-0-.000	0-2-2	2	0	0	1	0
-Radford	27	3-6-.500	2-4-.500	0-0-.000	0-0-0	2	1	0	1	8
Alabama A&M	11	2-3-.667	0-0-.000	0-2-.000	0-1-1	1	0	0	0	4
The Citadel	8	0-2-.000	0-2-.000	0-0-.000	0-1-1	0	2	0	0	0
VMI	5	1-2-.500	1-1-1.000	0-0-.000	0-0-0	1	2	0	0	3
Presbyterian										
at West Virginia										
Syracuse*										
at Florida State*										
at Louisville*										
at North Carolina*										
Notre Dame*										
Virginia*										
Pittsburgh*										
at Wake Forest*										
at Syracuse*										
Florida State*										
Georgia Tech*										
at Clemson*										
at Miami*										
at NC State*										
Duke										
at Virginia*										
Boston College*										
Miami*										

\*- ACC games; # - Cancun Challenge; ^ - ACC/Big Ten Challenge

## 2014-2015 NOTES

Scored 15 points, going 5-for-5 from the field, in his collegiate debut against Maryland-Eastern Shore ... Had four rebounds, assists and steals to go along with nine points against Liberty ... Gabbed six rebounds against Appalachian State ... Had five points and three assists against Morgan State ... Scored eight points against Radford.

## SEASON/CAREER GAME HIGHS

### POINTS

Season	15 vs UMES (11/14/14)
Career	15 vs UMES (11/14/14)
ACC	N/A

### MINUTES PLAYED

Season	29 vs Liberty (11/19/14)
Career	29 vs Liberty (11/19/14)
ACC	N/A

### FIELD GOALS MADE

Season	5 vs UMES (11/14/14)
Career	5 vs UMES (11/14/14)
ACC	N/A

### FIELD GOAL ATTEMPTS

Season	6, 3x, last vs Radford (12/7/14)
Career	6, 3x, last vs Radford (12/7/14)
ACC	N/A

### 3-PT FIELD GOALS MADE

Season	2, 3x, last vs Radford (12/7/14)
Career	2, 3x, last vs Radford (12/7/14)
ACC	N/A

### 3-PT FIELD GOAL ATTEMPTS

Season	4, 3x, last vs Radford (12/7/14)
Career	4, 3x, last vs Radford (12/7/14)
ACC	N/A

### FREE THROWS MADE

Season	3 vs UMES (11/14/14), vs LU (11/19/14)
Career	3 vs UMES (11/14/14), vs LU (11/19/14)
ACC	N/A

### FREE THROW ATTEMPTS

Season	6 vs App State (11/22/14)
Career	6 vs App State (11/22/14)
ACC	N/A

### REBOUNDS

Season	4 vs Liberty (11/19/14)
Career	4 vs Liberty (11/19/14)
ACC	N/A

### ASSISTS

Season	4 vs Liberty (11/19/14)
Career	4 vs Liberty (11/19/14)
ACC	N/A

### BLOCKS

Season	1 vs Morgan State (11/30/14)
Career	1 vs Morgan State (11/30/14)
ACC	N/A

### STEALS

Season	4 vs Liberty (11/19/14)
Career	4 vs Liberty (11/19/14)
ACC	N/A



## CAREER STATISTICS

Year	GP-GS	Min-Avg.	FGM-FGA-Pct.	3FG-FGA-Pct.	FTM-FTA-Pct.	Off.-Def.	Reb-Avg.	A-TO	Blk	Stl	TP-Avg.
14-15	11-7	205-18.6	16-46-.348	9-24-.375	9-18-.500	1-21	22-2.0	18-15	1	11	50-4.5

# JUSTIN BIBBS

FRESHMAN • GUARD • 6-5 • 220  
DAYTON, OHIO. • MONTVERDE ACADEMY (FLA.)

# #10



## SEASON STATISTICS

## SEASON/CAREER GAME HIGHS

Opponent	Min	FG-A-%	3FG-A-%	FT-A-%	O-D-T	A	TO	Blk	Stl	Pts
- Maryland-Eastern Shore	29	6-10-.600	1-2-.500	2-2-1.000	0-0-0	2	0	0	1	15
- Liberty #	35	4-7-.571	2-3-.667	0-1-.000	0-2-2	1	3	0	0	10
- Appalachian State	30	5-11-.455	0-2-.000	0-0-.000	1-1-2	3	3	0	0	10
- vs. Northern Iowa #	28	3-4-.750	2-2-1.000	0-0-.000	0-0-0	1	3	0	0	8
- vs. Miami (OH) #	30	6-8-.750	5-6-.833	5-6-.833	0-3-3	3	6	0	0	22
- Morgan State #	30	3-5-.600	2-2-1.000	0-0-.000	0-5-5	1	3	0	0	8
- at Penn State ^	37	5-12-.417	3-5-.600	3-5-.600	1-4-5	1	0	0	2	16
- Radford	22	4-8-.500	1-3-.333	1-3-.333	0-4-4	1	1	0	0	10
- Alabama A&M	36	5-12-.417	1-4-.250	0-0-.000	0-2-2	4	1	0	0	11
- The Citadel	34	3-8-.375	0-3-.000	3-4-.750	0-3-3	1	1	1	0	9
- VMI	34	6-10-.600	0-0-.000	8-10-.800	1-3-4	2	4	0	1	20
Presbyterian at West Virginia										
Syracuse*										
at Florida State*										
at Louisville*										
at North Carolina*										
Notre Dame*										
Virginia*										
Pittsburgh*										
at Wake Forest*										
at Syracuse*										
Florida State*										
Georgia Tech*										
at Clemson*										
at Miami*										
at NC State*										
Duke										
at Virginia*										
Boston College*										
Miami*										

\*- ACC games; # - Cancun Challenge; ^ - ACC/Big Ten Challenge

### POINTS

Season	20 vs VMI (12/22/14)
Career	20 vs VMI (12/22/14)
ACC	N/A

### MINUTES PLAYED

Season	37 at Penn State (12/3/14)
Career	37 at Penn State (12/3/14)
ACC	N/A

### FIELD GOALS MADE

Season	6, 3x, last vs VMI (12/22/14)
Career	6, 3x, last vs VMI (12/22/14)
ACC	N/A

### FIELD GOAL ATTEMPTS

Season	12 at PSU (12/3/14), vs AI A&M (12/14/14)
Career	12 at PSU (12/3/14), vs AI A&M (12/14/14)
ACC	N/A

### 3-PT FIELD GOALS MADE

Season	5 vs Miami (OH) (11/26/14)
Career	5 vs Miami (OH) (11/26/14)
ACC	N/A

### 3-PT FIELD GOAL ATTEMPTS

Season	6 vs Miami (OH) (11/26/14)
Career	6 vs Miami (OH) (11/26/14)
ACC	N/A

### FREE THROWS MADE

Season	8 vs VMI (12/22/14)
Career	8 vs VMI (12/22/14)
ACC	N/A

### FREE THROW ATTEMPTS

Season	10 vs VMI (12/22/14)
Career	10 vs VMI (12/22/14)
ACC	N/A

### REBOUNDS

Season	5 vs MSU (11/30/14), at PSU (12/3/14)
Career	5 vs MSU (11/30/14), at PSU (12/3/14)
ACC	N/A

### ASSISTS

Season	4 vs Alabama A&M (12/14/14)
Career	4 vs Alabama A&M (12/14/14)
ACC	N/A

### BLOCKS

Season	1 vs The Citadel (12/20/14)
Career	1 vs The Citadel (12/20/14)
ACC	N/A

### STEALS

Season	2 at Penn State (12/3/14)
Career	2 at Penn State (12/3/14)
ACC	N/A



## 2014-2015 NOTES

Scored 15 points in his collegiate debut against Maryland-Eastern Shore ... Had 10 points and two rebounds against Liberty ... Made it three straight games scoring in double figures with 10 points against Appalachian State ... Had eight points against Northern Iowa ... Went 5-for-6 from three en route to a 22-point outing against Miami (OH) ... Grabbed five rebounds and added eight points against Morgan State ... Had 16 points, five rebounds and two steals at Penn State ... Had 10 points and four rebounds against Radford ... Scored 11 points and added four assists against Alabama A&M ... Blocked the final shot of the game to seal the win and scored nine points against The Citadel ... Put up 20 points and grabbed four rebounds against VMI.

## CAREER STATISTICS

Year	GP-GS	Min-Avg.	FGM-FGA-Pct.	3FG-FGA-Pct.	FTM-FTA-Pct.	Off.-Def.	Reb-Avg.	A-TO	Blk	Stl	TP-Avg.
14-15	11-11	34.5-31.4	50.95-.526	17-32-.531	22-31-.710	3-27	30-2.7	20-2.5	1	4	139-12.6



# AHMED HILL

FRESHMAN • GUARD • 6-5 • 195  
AUGUSTA, GA. • AQUINAS

# #13



## SEASON STATISTICS

## SEASON/CAREER GAME HIGHS

Opponent	Min	FG-A-%	3FG-A-%	FT-A-%	O-D-T	A	TO	Blk	Stl	Pts
Maryland-Eastern Shore	20	3-6-.500	1-3-.333	4-5-.800	2-3-5	2	1	0	0	11
Liberty #	17	2-5-.200	0-1-.000	0-2-.000	1-1-2	0	2	0	0	4
Appalachian State	23	4-8-.500	0-1-.000	1-1-1.000	0-3-3	1	1	0	0	9
-vs. Northern Iowa #	28	3-7-.428	2-3-.667	1-2-.500	1-1-2	0	1	0	0	9
-vs. Miami (OH) #	22	2-7-.286	0-1-.000	1-1-1.000	2-2-4	0	5	0	1	5
-Morgan State #	21	4-7-.571	1-2-.500	3-4-.750	1-4-5	0	1	0	0	12
-at Penn State ^	34	2-8-.250	1-3-.333	1-2-.500	1-8-9	2	2	0	0	6
-Radford	23	1-2-.500	1-1-1.000	1-2-.500	0-1-1	4	2	0	0	4
-Alabama A&M	31	2-6-.333	1-4-.250	3-4-.750	0-0-0	3	2	0	2	8
-The Citadel	26	4-7-.571	0-1-.000	1-2-.500	2-5-7	0	1	0	0	9
-VMI	32	4-9-.444	1-2-.500	1-2-.500	2-4-6	0	1	1	0	10
Presbyterian at West Virginia										
Syracuse*										
at Florida State*										
at Louisville*										
at North Carolina*										
Notre Dame*										
Virginia*										
Pittsburgh*										
at Wake Forest*										
at Syracuse*										
Florida State*										
Georgia Tech*										
at Clemson*										
at Miami*										
at NC State*										
Duke										
at Virginia*										
Boston College*										
Miami*										

\*- ACC games; # - Cancun Challenge; ^ - ACC/Big Ten Challenge

### POINTS

Season	12 vs Morgan State (11/30/14)
Career	12 vs Morgan State (11/30/14)
ACC	N/A

### MINUTES PLAYED

Season	34 at Penn State (12/3/14)
Career	34 at Penn State (12/3/14)
ACC	N/A

### FIELD GOALS MADE

Season	4, 4x, last vs VMI (12/22/14)
Career	4, 4x, last vs VMI (12/22/14)
ACC	N/A

### FIELD GOAL ATTEMPTS

Season	9 vs VMI (12/22/14)
Career	9 vs VMI (12/22/14)
ACC	N/A

### 3-PT FIELD GOALS MADE

Season	2 vs UNI (11/25/14)
Career	2 vs UNI (11/25/14)
ACC	N/A

### 3-PT FIELD GOAL ATTEMPTS

Season	4 vs Alabama A&M (12/14/14)
Career	4 vs Alabama A&M (12/14/14)
ACC	N/A

### FREE THROWS MADE

Season	4 vs UMES (11/14/14)
Career	4 vs UMES (11/14/14)
ACC	N/A

### FREE THROW ATTEMPTS

Season	5 vs UMES (11/14/14)
Career	5 vs UMES (11/14/14)
ACC	N/A

### REBOUNDS

Season	9 at Penn State (12/3/14)
Career	9 at Penn State (12/3/14)
ACC	N/A

### ASSISTS

Season	4 vs Radford (12/7/14)
Career	4 vs Radford (12/7/14)
ACC	N/A

### BLOCKS

Season	1 vs VMI (12/22/14)
Career	1 vs VMI (12/22/14)
ACC	N/A

### STEALS

Season	2 vs Alabama A&M (12/14/14)
Career	2 vs Alabama A&M (12/14/14)
ACC	N/A



## 2014-2015 NOTES

Scored 11 points and grabbed five rebounds in the opener against Maryland-Eastern Shore ... Scored nine points and added three rebounds against Appalachian State ... Had nine points in his first career start against Northern Iowa ... Had five points and four rebounds against Miami (OH) ... Scored 12 points and grabbed five rebounds against Morgan State ... Had nine boards and six points at Penn State ... Had four assists and four points against Radford ... Scored eight points and added three assists against Alabama A&M ... Had nine points and seven rebounds against The Citadel ... Had 10 points and six rebounds against VMI.

## CAREER STATISTICS

Year	GP-GS	Min-Avg.	FGM-FGA-Pct.	3FG-FGA-Pct.	FTM-FTA-Pct.	Off.-Def.	Reb-Avg.	A-TO	Blk	Stl	TP-Avg.
14-15	11-8	27.7-25.2	31-72-.431	8-22-.364	17-27-.630	12-32	44-4.0	12-19	1	3	87-7.9

# JALEN HUDSON

FRESHMAN • GUARD • 6-5 • 195  
RICHMOND, VA. • ST. VINCENT-ST. MARY (OHIO)

# #23



## SEASON STATISTICS

## SEASON/CAREER GAME HIGHS

Opponent	Min	FG-A-%	3FG-A-%	FT-A-%	O-D-T	A	TO	Blk	Stl	Pts
Maryland-Eastern Shore	18	0-2-.000	0-2-.000	4-6-.667	0-3-3	0	2	0	0	4
Liberty #	13	3-4-.750	0-1-.000	1-4-.250	0-1-1	1	3	2	1	7
Appalachian State	14	2-4-.500	1-2-.500	0-2-.000	1-3-4	3	1	0	0	5
vs. Northern Iowa #	16	1-3-.333	0-2-.000	1-1-1.000	0-2-2	3	3	0	1	3
vs. Miami (OH) #	21	1-3-.333	0-1-.000	1-2-.500	1-2-3	1	1	2	1	3
Morgan State #	9	1-1-1.000	0-0-.000	1-2-.500	0-0-0	2	1	0	0	3
at Penn State ^	15	3-4-.750	0-0-.000	0-0-.000	0-0-0	2	0	0	0	6
Radford	24	4-6-.667	1-2-.500	0-2-.000	3-0-3	0	1	0	3	9
Alabama A&M	6	0-1-.000	0-1-.000	2-2-1.000	0-0-0	0	1	0	0	2
The Citadel	22	2-4-.500	0-1-.000	4-4-1.000	1-3-4	1	1	1	0	8
VMI	17	5-7-.714	0-1-.000	2-3-.667	1-0-1	0	2	2	2	12
Presbyterian at West Virginia										
Syracuse*										
at Florida State*										
at Louisville*										
at North Carolina*										
Notre Dame*										
Virginia*										
Pittsburgh*										
at Wake Forest*										
at Syracuse*										
Florida State*										
Georgia Tech*										
at Clemson*										
at Miami*										
at NC State*										
Duke										
at Virginia*										
Boston College*										
Miami*										

### POINTS

Season	12 vs VMI (12/22/14)
Career	12 vs VMI (12/22/14)
ACC	N/A

### MINUTES PLAYED

Season	24 vs Radford (12/7/14)
Career	24 vs Radford (12/7/14)
ACC	N/A

### FIELD GOALS MADE

Season	5 vs VMI (12/22/14)
Career	5 vs VMI (12/22/14)
ACC	N/A

### FIELD GOAL ATTEMPTS

Season	7 vs VMI (12/22/14)
Career	7 vs VMI (12/22/14)
ACC	N/A

### 3-PT FIELD GOALS MADE

Season	1 vs Radford (12/7/14)
Career	1 vs Radford (12/7/14)
ACC	N/A

### 3-PT FIELD GOAL ATTEMPTS

Season	2, 4x, last vs Radford (12/7/14)
Career	2, 4x, last vs Radford (12/7/14)
ACC	N/A

### FREE THROWS MADE

Season	4 vs UMES (11/14), vs The Citadel (12/20)
Career	4 vs UMES (11/14), vs The Citadel (12/20)
ACC	N/A

### FREE THROW ATTEMPTS

Season	6 vs UMES (11/14/14)
Career	6 vs UMES (11/14/14)
ACC	N/A

### REBOUNDS

Season	4 vs App State (11/22/14)
Career	4 vs App State (11/22/14)
ACC	N/A

### ASSISTS

Season	3 vs App State (11/22/14)
Career	3 vs App State (11/22/14)
ACC	N/A

### BLOCKS

Season	2, 3x, last vs VMI (12/22/14)
Career	2, 3x, last vs VMI (12/22/14)
ACC	N/A

### STEALS

Season	3 vs Radford (12/7/14)
Career	3 vs Radford (12/7/14)
ACC	N/A



## 2014-2015 NOTES

Had four points and three rebounds in the opener against Maryland-Eastern Shore ... Scored seven points and blocked two shots against Liberty ... Had five points, four rebounds and three assists in 14 minutes against Appalachian State Had three points and three assists against Northern Iowa ... Scored three points and added three rebounds against Miami (OH) ... Scored six points at Penn State ... Had three steals and nine points against Radford ... Scored eight points and grabbed four rebounds against The Citadel ... Scored 12 points and blocked two shots in the win over VMI.

\*- ACC games; # - Cancun Challenge; ^ - ACC/Big Ten Challenge

## CAREER STATISTICS

Year	GP-GS	Min-Avg.	FGM-FGA-Pct.	3FG-FGA-Pct.	FTM-FTA-Pct.	Off.-Def.	Reb-Avg.	A-TO	Blk	Stl	TP-Avg.
14-15	11-0	17.5-15.9	22-39-.564	2-13-.154	16-28-.571	7-14	21-1.9	13-16	7	8	62-5.6

# SATCHEL PIERCE

FRESHMAN • FORWARD • 7-0 • 255  
BARBERTON, OHIO • KISKI SCHOOL (PA.)

# #21



## SEASON STATISTICS

## SEASON/CAREER GAME HIGHS

Opponent	Min	FG-A-%	3FG-A-%	FT-A-%	O-D-T	A	TO	Blk	Stl	Pts
Maryland-Eastern Shore	15	1-2-.500	0-0-.000	2-4-.500	1-1-2	1	1	2	0	4
Liberty #	7	0-0-.000	0-0-.000	0-0-.000	0-0-0	0	1	0	0	0
Appalachian State	22	1-3-.000	0-0-.000	3-4-.750	3-0-3	0	1	0	0	5
vs. Northern Iowa #	8	2-2-1.000	0-0-.000	0-0-.000	0-1-1	1	0	1	0	4
vs. Miami (OH) #	13	1-1-1.000	0-0-.000	4-4-1.000	1-3-4	0	2	1	1	6
Morgan State #	7	0-5-.000	0-0-.000	0-0-.000	3-1-4	1	2	1	1	0
at Penn State ^	8	1-3-.333	0-0-.000	0-0-.000	0-1-1	0	1	1	0	2
Radford	1	0-0-.000	0-0-.000	0-0-.000	0-0-0	0	0	0	0	0
Alabama A&M	7	2-3-.667	0-0-.000	0-1-.000	0-1-1	0	1	0	0	4
The Citadel	8	0-1-.000	0-0-.000	0-0-.000	0-3-3	0	0	1	0	0
VMI		-- DNP --								
Presbyterian										
at West Virginia										
Syracuse*										
at Florida State*										
at Louisville*										
at North Carolina*										
Notre Dame*										
Virginia*										
Pittsburgh*										
at Wake Forest*										
at Syracuse*										
Florida State*										
Georgia Tech*										
at Clemson*										
at Miami*										
at NC State*										
Duke										
at Virginia*										
Boston College*										
Miami*										

### POINTS

Season	6 vs Miami (OH) (11/26/14)
Career	6 vs Miami (OH) (11/26/14)
ACC	N/A

### MINUTES PLAYED

Season	22 vs App State (11/22/14)
Career	22 vs App State (11/22/14)
ACC	N/A

### FIELD GOALS MADE

Season	2 vs UNI (11/25/14), vs Al A&M (12/14/14)
Career	2 vs UNI (11/25/14), vs Al A&M (12/14/14)
ACC	N/A

### FIELD GOAL ATTEMPTS

Season	3 vs ASU (11/22/14), vs Al A&M (12/14/14)
Career	3 vs ASU (11/22/14), vs Al A&M (12/14/14)
ACC	N/A

### 3-PT FIELD GOALS MADE

Season	N/A
Career	N/A
ACC	N/A

### 3-PT FIELD GOAL ATTEMPTS

Season	N/A
Career	N/A
ACC	N/A

### FREE THROWS MADE

Season	4 vs Miami (OH) (11/26/14)
Career	4 vs Miami (OH) (11/26/14)
ACC	N/A

### FREE THROW ATTEMPTS

Season	4, 3x, last vs Miami (OH) (11/26/14)
Career	4, 3x, last vs Miami (OH) (11/26/14)
ACC	N/A

### REBOUNDS

Season	4 vs Miami (OH) (11/26/14)
Career	4 vs Miami (OH) (11/26/14)
ACC	N/A

### ASSISTS

Season	1 vs UMES (11/14/14), vs MSU (11/30/14)
Career	1 vs UMES (11/14/14), vs MSU (11/30/14)
ACC	N/A

### BLOCKS

Season	2 vs UMES (11/14/14)
Career	2 vs UMES (11/14/14)
ACC	N/A

### STEALS

Season	1 vs Miami (11/26/14), vs MSU (11/30/14)
Career	1 vs Miami (11/26/14), vs MSU (11/30/14)
ACC	N/A



## 2014-2015 NOTES

Had four points and two blocks against Maryland-Eastern Shore ... Scored five points and grabbed three rebounds against Appalachian State ... Had four points against Northern Iowa ... Scored six points and added four rebounds against Miami (OH) ... Had four points against Alabama A&M ... Grabbed three rebounds and blocked a shot against The Citadel.

\*- ACC games; # - Cancun Challenge; ^ - ACC/Big Ten Challenge

## CAREER STATISTICS

Year	GP-GS	Min-Avg.	FGM-FGA-Pct.	3FG-FGA-Pct.	FTM-FTA-Pct.	Off.-Def.	Reb.-Avg.	A-TO	Blk	Stl	TP-Avg.
14-15	10-0	96-9.6	8-20-.400	0-0-.000	9-13-.692	8-11	19-1.9	3-9	7	2	25-2.5

# GAME 1

## VIRGINIA TECH 71, UMES 46

NOV. 14, 2014 • 7 PM • BLACKSBURG, VA.

### Keys to the Game:

- Justin Bibbs and Malik Müller both made their first career starts in the opener and led the Hokies in scoring with 15 points apiece.
- Tech moved to 10-1 in home openers since joining the ACC in 2004, and 49-3 all-time in openers.
- The Hokies had just six turnovers in the game and didn't commit a turnover until 32 minutes and 15 seconds in.
- Tech held UMES to just 27% shooting from the field and never trailed in the game.
- Justin Bibbs scored 9 of Tech's first 18 points in the game and 6 of the first 8 to start the second half.
- The Hokies led by as many as 28 points against UMES.
- All five eligible newcomers saw the court and scored.

### UMES (0-1)

Player	MP	FG	FT	TR	PF	A	TO	Blk	Stl	TP
Michael Myers, f	27	1-4	7-14	10	4	3	1	0	0	9
Dominique Elliott, f	12	1-1	0-0	0	4	0	3	1	0	2
Devin Martin, g	27	4-14	0-0	1	5	2	2	0	0	9
Devon Walker, g	31	2-6	0-0	1	1	0	0	1	1	5
Isaac Smith, g	34	1-5	1-2	3	2	4	5	0	1	3
Ryan Andino	16	3-9	2-2	0	1	0	0	0	1	11
Iman Johnson	13	0-0	0-0	4	4	0	2	0	0	0
Ishaq Pitt	24	0-3	0-2	6	1	1	1	0	0	0
Mark Blackmon	3	1-2	0-0	0	1	0	0	0	1	2
Stephen Spurlock	2	0-1	0-0	4	0	0	0	0	0	0
Shane Randall	11	0-2	5-6	3	3	0	0	1	0	5
TEAM			3				1			
Totals	200	13-47	15-26	35	26	10	15	3	4	46

### VIRGINIA TECH (1-0)

Player	MP	FG	FT	TR	PF	A	TO	Blk	Stl	TP
Joey van Zegeren, f	19	2-6	0-1	4	5	0	0	2	0	4
Malik Müller, g	27	5-5	3-4	3	2	0	1	0	1	15
Adam Smith, g	27	3-6	0-0	3	2	0	1	0	0	7
Justin Bibbs, g	29	6-10	2-2	0	1	2	0	0	1	15
Devin Wilson, g	24	2-2	1-5	3	1	6	0	0	2	5
Shane Henry	13	1-6	1-2	8	2	0	0	3	0	3
Ahmed Hill	20	3-6	4-5	5	0	2	1	0	0	11
Satchel Pierce	15	1-2	2-4	2	5	1	1	2	0	4
Christian Beyer	1	0-0	0-0	0	0	0	0	1	0	0
Jalen Hudson	18	0-2	4-6	3	3	0	2	0	0	4
Will Johnston	7	1-1	0-0	1	0	0	0	0	0	3
TEAM			1							
Totals	200	24-46	17-29	33	21	11	6	8	4	71

**3-Pointers**.....VT 6 (Müller 2, Bibbs, Hill, Johnston, Smith)  
 .....UMES 5 (Andino 3, Martin, Walker)  
**Blocks**..... VT 8 (Henry 3, Pierce 2, van Zegeren 2, Beyer)  
 .....UMES 3 (Elliott, Randall, Walker)  
**Steals**.....VT 4 (Wilson 2, Bibbs, Müller)  
 .....UMES 4 (Andino, Blackmon, Smith, Walker)

**Officials**..... Cassidy, Tyburski, Franklin  
**Technical**.....None  
**Attendance**.....6,191

**Percentages:**  
 UMES FG%...27.7 3FG%...22.7 FT%...57.7  
 Virginia Tech FG%...52.2 3FG%...42.9 FT%...58.6

UMES	20	26	—	46
Virginia Tech	30	41	—	71

# GAME 2

## VIRGINIA TECH 73, LIBERTY 63

NOV. 19, 2014 • 7 PM • BLACKSBURG, VA.

### Keys to the Game:

- Joey van Zegeren earned the first double-double of his career, leading the Hokies with 17 points and 10 rebounds.
- van Zegeren is the only current player on Tech's roster with a double-double.
- Three other players scored in double figures for the Hokies (Smith-13, Bibbs-10, Wilson-13).
- Wilson also neared a double-double adding 9 assists.
- Play remained close the entire first half, with neither team leading by more than two possessions, but Tech pulled away in the second half.
- Tech outscored the Flames 36-28 in the paint.

### LIBERTY (2-1)

Player	MP	FG	FT	TR	PF	A	TO	Blk	Stl	TP
Andrew Smith, f	26	3-7	0-0	8	4	2	2	1	1	6
Tomasz Gielo, f	31	4-12	2-2	3	3	3	0	0	1	13
James Johnson, f	20	4-5	0-0	1	3	0	2	0	1	8
Joe Retic, g	18	3-4	2-2	2	4	4	6	0	1	10
Peter Moller, g	32	3-8	0-0	3	1	3	4	0	0	6
David Andoh	22	3-7	0-1	7	1	0	3	0	0	6
Jordan Dembley	3	0-1	0-0	0	0	0	0	0	0	0
A.C. Reid	20	0-6	0-0	3	3	2	1	0	0	0
Ryan Kemrite	9	4-4	0-1	1	0	0	2	0	2	11
Theo Johnson	8	0-1	3-4	1	0	0	0	0	0	3
Ethan Layer	4	0-1	0-0	0	0	0	0	0	0	0
Evan Maxwell	7	0-0	0-0	0	2	0	0	0	0	0
TEAM			2				1			
Totals	200	24-56	7-10	31	21	14	21	1	6	63

### VIRGINIA TECH (2-0)

Player	MP	FG	FT	TR	PF	A	TO	Blk	Stl	TP
Joey van Zegeren, f	34	7-9	3-6	10	2	0	4	1	1	17
Malik Müller, g	29	2-6	3-4	4	4	4	2	0	4	9
Adam Smith, g	31	5-8	0-1	1	2	1	0	0	1	13
Justin bibbs, g	35	4-7	0-1	2	3	1	3	0	0	10
Devin Wilson, g	33	2-2	9-10	3	2	9	3	0	2	13
Ahmed Hill	17	2-5	0-2	2	1	0	2	0	0	4
Satchel Pierce	7	0-0	0-0	0	1	0	1	0	0	0
Jalen Hudson	13	3-4	1-4	1	2	1	3	2	1	7
Will Johnston	1	0-0	0-0	0	0	0	0	0	0	0
TEAM			3				1			
Totals	200	25-41	16-28	26	17	16	19	3	9	73

**3-Pointers**.....VT 7 (Smith3, Bibbs 2, Müller 2)  
 .....LU 8 (Gielo 3, Kemrite 3, Retic 2)  
**Blocks**..... VT 3 (Hudson 2, van Zegeren)  
 ..... LU 1 (Smith)  
**Steals**.....VT 9 (Müller 4, Wilson 2, Hudson, Smith, van Zegeren)  
 .....LU 6 (Kemrite 2, Gielo, Johnson, Retic, Smith)

**Officials**..... Kersey, Nestor, Driscoll  
**Technical**.....None  
**Attendance**.....5,586

**Percentages:**  
 Liberty FG%...42.9 3FG%...38.1 FT%...70.0  
 Virginia Tech FG%...61.0 3FG%...53.8 FT%...57.1

Liberty	28	35	—	63
Virginia Tech	31	42	—	73

# GAME 3

## APPALACHIAN STATE 65, VIRGINIA TECH 63

NOV. 22, 2014 • 1 PM • BLACKSBURG, VA.

### Keys to the Game:

- Three Hokies scored in double-figures as Tech suffered its first loss of the season. Adam Smith led the way with 11 points.
- Justin Bibbs has scored in double figures in three straight games, he's the first Tech freshman to start the year with three straight double-figure scoring games since Jeff Allen in 2007.
- Tech used a 10-1 run late in the first half to make it a game and neither team would again lead by more than six points.
- The game was decided on a late circus shot by App. State's Frank Eaves. Tech committed a lane violation on the backend of a 1-and-1 after tying it with the first shot. Eaves tried to drive the lane and tossed up last-second effort that rolled around the rim and in with one second left.

### APPALACHIAN STATE (1-2)

Player	MP	FG	FT	TR	PF	A	TO	Blk	Stl	TP
Mike Kobani, f	8	0-3	0-0	1	2	0	2	1	0	0
Tommy Spagnolo, f	28	6-8	1-2	11	4	1	3	0	2	13
Dustin Clarke, g	31	4-9	1-2	2	0	2	0	0	0	11
Chris Burgess, g	24	2-3	0-0	6	2	1	4	0	1	4
Frank Eaves, g	28	5-12	7-8	2	4	1	2	0	0	1
Landon Goesling	13	0-3	0-0	5	1	1	1	0	0	0
Griffin Kinney	29	1-4	1-3	7	2	2	2	0	0	3
Rantavious Gilbert	2	0-0	0-0	0	0	0	0	0	0	0
Jake Babic	21	2-8	0-1	2	1	3	2	0	0	6
Jacob Lawson	16	4-8	1-2	3	2	0	2	2	0	9
TEAM			3							
Totals	200	24-58	11-18	42	18	11	18	3	3	65

### VIRGINIA TECH (2-1)

Player	MP	FG	FT	TR	PF	A	TO	Blk	Stl	TP
Joey van Zegeren, f	18	3-6	2-3	2	4	0	2	1	1	8
Malik Müller, g	24	0-4	2-6	6	1	1	2	0	1	2
Adam Smith, g	25	5-10	0-0	1	1	0	2	0	1	11
Justin Bibbs, g	30	5-11	0-0	2	2	3	3	0	0	10
Devin Wilson, g	27	4-6	2-2	4	3	1	0	2	10	
Shane Henry	4	0-0	0-0	0	0	1	0	0	0	0
Ahmed Hill	23	4-8	1-1	3	0	1	1	0	0	9
Satchel Pierce	22	1-3	3-4	3	4	0	1	0	0	5
Jalen Hudson	14	2-4	0-2	4	0	3	1	0	0	5
Will Johnston	13	1-4	0-0	0	2	1	0	0	0	3
TEAM			4							
Totals	200	25-56	10-18	27	18	12	14	1	5	63

**3-Pointers**.....VT 3 (Hudson, Johnston, Smith)  
 .....ASU 6 (Babic 2, Clarke 2, Eaves 2)  
**Blocks**..... VT 1 (van Zegeren)  
 ..... ASU 3 (Lawson 2, Kobani)  
**Steals**..... VT 5 (Wilson 2, Müller, Smith, van Zegeren)  
 ..... ASU 3 (Spagnolo 2, Burgess)

**Officials**..... Ayers, Luckie, Humes  
**Technical**.....None  
**Attendance**.....2,970

**Percentages:**  
 Appalachian State FG%...41.4 3FG%...31.6 FT%...61.1  
 Virginia Tech FG%...44.6 3FG%...17.6 FT%...55.6

Appalachian State	29	36	—	65
Virginia Tech	28	35	—	63



# GAME 4

NORTHERN IOWA 73, VIRGINIA TECH 54

NOV. 25, 2014 • 6 PM • CANCUN, MEXICO

## Keys to the Game:

- Joey van Zegeren was the only Hokies to score in double figures, leading the way with 15 points and six boards.
- This game saw the first lineup change of the year for the Hokies as Ahmed Hill and Shane Henry made their first starts.
- The Hokies trailed 40-31 at the break, but a 17-2 run by the Panthers to open the second half helped put the game away.
- UNI was 6-11 from three in the first half, but shot just 14 percent (1-7) in the second.
- Tech saw more than half of its total points come from bench players in the game.
- This was the first meeting between the Pathers and Hokies.
- This is the second trip the Hokies have taken to Mexico after playin Seton Hall in the Cancun Governor's Cup in 2010.

## NORTHERN IOWA (7-0)

Player	MP	FG	FT	TR	PF	A	TO	Blk	Stl	TP
Seth Tuttle, f	25	3-7	5-6	5	3	3	2	1	0	11
Marvin Singleton, f	25	4-6	2-2	9	2	2	0	0	0	10
Deon Mitchell, g	14	1-4	4-4	2	2	0	2	0	2	7
Jeremy Morgan, g	30	0-3	0-0	4	1	2	0	0	1	0
Matt Bohannon, g	37	4-7	2-2	1	1	2	1	0	0	13
Klint Carlson	1	0-0	0-0	0	0	0	0	0	0	0
Paul Jespersen	13	1-2	0-0	0	0	0	0	0	0	3
Wes Washpun	22	4-8	1-1	2	1	5	3	0	0	9
Nate Buss	13	4-6	0-1	0	1	0	0	0	1	10
Robert Knar	1	0-0	0-0	0	0	0	0	0	0	0
Max Martino	2	0-0	0-0	0	1	0	0	0	0	0
Bennett Koch	9	1-2	4-4	2	0	0	0	0	0	6
Wyatt Lohaus	8	2-3	0-0	0	0	0	0	0	0	4
TEAM			2			1				
Totals	200	24-48	18-20	27	12	14	9	1	4	73

## VIRGINIA TECH (2-2)

Player	MP	FG	FT	TR	PF	A	TO	Blk	Stl	TP
Devin Wilson, g	32	0-2	0-0	4	1	4	1	0	0	0
Shane Henry, f	10	1-2	0-0	0	2	0	1	0	0	2
Justin Bibbs, g	28	3-4	0-0	0	4	1	3	0	0	8
Ahmed Hill, g	28	3-7	1-2	2	2	0	1	0	0	9
Malik Müller, g	19	1-6	0-0	2	1	3	2	0	1	3
Joey van Zegeren	25	7-10	1-5	6	3	0	2	1	0	15
Adam Smith	26	3-8	0-0	1	0	1	1	0	0	7
Satchel Pierce	8	2-2	0-0	1	3	1	0	1	0	4
Jalen Hudson	16	1-3	1-1	2	2	3	3	0	1	3
Will Johnston	8	1-2	0-0	2	0	0	0	0	0	3
TEAM			4		1					
Totals	200	22-46	3-8	24	19	13	14	2	2	54

3-Pointers..... VT 7 (Bibbs 2, Hill 2, Johnston, Müller, Smith)  
 ..... UNI 7 (Bohannon 3, Buss 2, Jespersen, Mitchell)  
 Blocks..... VT 2 (Pierce, van Zegeren)  
 ..... UNI 1 (Tuttle)  
 Steals..... VT 2 (Hudson, Müller)  
 ..... UNI 4 (Mitchell 2, Buss, Morgan)  
 Officials ..... Vejsicky, Schipper, Juzenas  
 Technicals ..... None  
 Attendance..... 650

Percentages:  
 Northern Iowa FG%...50.0 3FG%...38.9 FT%...90.0  
 Virginia Tech FG%...47.8 3FG%...38.9 FT%...37.5

Northern Iowa	40	33	-	73
Virginia Tech	31	23	-	54

# GAME 5

VIRGINIA TECH 78, MIAMI (OH) 63

NOV. 26, 2014 • 6 PM • CANCUN, MEXICO

## Keys to the Game:

- Adam Smith came off the bench to lead the Hokies with 26 points.
- Justin Bibbs added 22 points, going 5-of-6 from 3-point range.
- Tech closed out the first half on a 36-10 run to lead 39-17 at the break.
- Miami's 17 points in the first half is the fewest Tech has allowed in a half since Miami (Fla.) scored 15 points in the first half in Cassell Coliseum on Feb. 15, 2013.
- The Hokies are now 2-1 all-time in games played in Mexico.

## MIAMI (OH) (2-3)

Player	MP	FG	FT	TR	PF	A	TO	Blk	Stl	TP
Geovonie McKnight, g	23	2-7	0-0	1	3	1	1	0	1	4
Chris Bryant, f	19	2-2	4-6	6	1	0	1	1	0	8
Will Sullivan, f	31	3-8	0-1	2	1	1	1	0	0	9
LJ Livingston, g	18	3-4	1-2	1	1	0	4	2	0	7
Zach McCormick, g	27	4-9	1-2	3	1	1	3	1	1	12
Rod Mills	4	1-1	0-0	0	2	0	1	0	0	3
Joshua Oswald	7	1-3	0-0	0	0	0	1	0	0	2
Jaryd Eustace	5	0-3	0-0	0	1	0	0	0	0	0
Logan McLane	15	1-1	0-0	2	4	2	2	0	3	2
Tre Hawkins	1	0-0	0-0	0	1	0	0	0	1	0
Kalif Wright	6	1-2	0-0	0	1	0	2	0	0	2
Willie Moore	17	2-6	0-0	2	3	2	3	0	2	5
Eric Washington	18	3-6	2-2	1	0	6	3	0	2	9
John Hawkins	9	0-1	0-0	2	0	0	0	0	1	0
TEAM			5							
Totals	200	23-52	8-13	25	18	14	22	4	11	63

## VIRGINIA TECH (3-2)

Player	MP	FG	FT	TR	PF	A	TO	Blk	Stl	TP
Devin Wilson, g	23	3-5	1-1	1	1	1	3	0	1	7
Shane Henry, f	6	0-2	0-0	2	3	0	2	0	0	0
Will Johnston, g	13	0-2	0-0	0	0	0	0	0	1	0
Justin Bibbs, g	30	6-8	5-6	3	2	3	6	0	0	22
Ahmed Hill, g	22	2-7	1-1	4	2	0	5	0	1	5
Malik Müller	16	0-4	1-2	1	0	1	2	0	2	1
Joey van Zegeren	21	3-5	2-4	9	2	1	1	1	0	8
Adam Smith	33	9-14	3-4	6	1	2	0	0	0	26
Satchel Pierce	13	1-1	4-4	4	3	0	2	1	1	6
Christian Beyer	2	0-1	0-0	0	0	0	0	0	0	0
Jalen Hudson	21	1-3	1-2	3	3	1	1	2	1	3
TEAM			2							
Totals	200	25-51	18-24	35	17	9	22	4	7	78

3-Pointers.....VT 10 (Bibbs 5, Smith 5)  
 ..... MIAMI 9 (McCormick 3, Sullivan 3, Mills, Moore, Washington)  
 Blocks..... VT 4 (Hudson 2, Pierce, van Zegeren)  
 ..... MIAMI 4 (Livingston 2, Bryant, McCormick)  
 Steals..... VT 7 (Müller 2, Hill, Hudson, Johnston, Pierce, Wilson)  
 ..... UM 11 (McLane 3, Moore 2, Washington 2, J. Hawkins,  
 ..... T. Hawkins, McCormick, McKnight)  
 Officials ..... Juzenas, Smith, Clarke  
 Technicals ..... None  
 Attendance..... 650

Percentages:  
 Miami (OH) FG%...43.4 3FG%...50.0 FT%...61.5  
 Virginia Tech FG%...49.0 3FG%...52.6 FT%...75.0

Miami (OH)	17	46	-	63
Virginia Tech	39	39	-	78

# GAME 6

VIRGINIA TECH 83, MORGAN STATE 63

NOV. 30, 2014 • 3 PM • BLACKSBURG, VA.

## Keys to the Game:

- Adam Smith led the way for the Hokies with 22 points, going 6 of 10 from 3-point range. He was one three away from matching the school single-game record.
- Devin Wilson also neared a school record with a career-high-tying 11 assists in the game. He notched the first double-double of his career adding 10 points. He also matched a career-high with seven rebounds.
- Joey van Zegeren added 12 points for the Hokies and matched a career high with six blocks.
- Play was close for much of the opening minutes of the game, but a 10-1 run started by Justin Bibbs just before the first media helped create distance.
- Tech remided in control of the first half and was up 42-27 at the half.
- The Bears never got back to within single digits in the game.

## MORGAN STATE (1-6)

Player	MP	FG	FT	TR	PF	A	TO	Blk	Stl	TP
Cedric Blossom, f	38	7-14	1-2	11	1	1	1	0	0	15
Zech Smith, c	11	0-5	2-2	7	1	0	0	2	0	2
Donte Pretlow, g	27	1-12	0-0	4	2	5	1	0	1	2
Torin Childs-Harris, g	15	1-7	0-0	2	4	0	1	0	0	3
Blake Bozeman, g	39	8-16	1-2	4	2	2	3	0	1	21
Rasean Simpson	1	0-0	0-0	0	0	0	1	0	0	0
Cliff Cornish	17	1-5	3-4	3	3	0	2	0	2	5
Conrad Chambers	4	0-2	0-0	0	0	1	0	0	0	0
Emmanuel Matey	8	0-1	0-0	0	1	3	1	0	0	0
Clive Vaughn Jr.	7	0-1	0-0	0	1	0	0	0	0	0
Jamar Redmond	17	5-9	0-0	2	0	1	0	0	1	13
Kyle Thomas	2	0-1	0-0	1	0	0	0	0	0	0
Jeremiah Curtis	12	1-3	0-0	1	2	0	0	0	0	2
Anthony Vernon	2	0-0	0-0	0	1	0	0	0	0	0
TEAM			2							
Totals	200	24-76	7-10	37	18	13	8	4	3	63

## VIRGINIA TECH (4-2)

Player	MP	FG	FT	TR	PF	A	TO	Blk	Stl	TP
Shane Henry, f	11	1-2	0-0	4	1	1	1	3	0	2
Malik Müller, g	23	2-3	0-0	2	4	3	1	1	0	5
Justin Bibbs, g	30	3-5	0-0	5	1	1	3	0	0	8
Devin Wilson, g	29	2-6	5-6	7	1	1	3	1	0	10
Ahmed Hill, g	21	4-7	3-4	5	2	0	1	0	0	12
Joey van Zegeren	22	6-8	1-4	8	3	0	2	6	0	13
Adam Smith	32	7-11	2-3	3	1	0	1	0	0	22
Satchel Pierce	7	0-5	0-0	4	1	1	2	1	1	0
Christian Beyer	1	0-0	0-0	0	0	0	0	0	0	0
Jalen Hudson	9	1-1	1-2	0	1	2	1	0	0	3
Will Johnston	15	2-2	3-3	2	0	0	1	0	0	8
TEAM			3			1				
Totals	200	28-50	15-22	43	15	19	17	12	1	83

3-Pointers VT 12 (Smith 6, Bibbs 2, Johnston, Hill, Müller, Wilson)  
 .....MSU 8 (Bozeman 4, Redmond 3, Childs-Harris)  
 Blocks..... VT 12 (van Zegeren 6, Henry 3, Müller, Pierce, Wilson)  
 .....MSU 4 (Cornish 2, Smith 2)  
 Steals..... VT 1 (Pierce)  
 .....MSU 3 (Bozeman, Pretlow, Redmond)

Officials .....Hull, Tyburski, Armstrong  
 Technicals .....None  
 Attendance..... 3,996

Percentages:  
 Morgan State FG%...31.6 3FG%...29.6 FT%...70.0  
 Virginia Tech FG%...56.0 3FG%...66.7 FT%...68.2

Morgan State	27	36	-	63
Virginia Tech	42	41	-	83

# GAME 7

PENN STATE 61, VIRGINIA TECH 58

DEC. 3, 2014 • 6 PM • UNIVERSITY PARK, PA.

## Keys to the Game:

- Joey van Zegeren led the Hokies with his second double-double of the season (18 & 10).
- Tech is now 3-6 all-time in the Challenge, 1-4 on the road.
- Play was close for the entire first half, and the Hokies didn't trail until a Shep Garner bucket with 1:24 left until the half. Tech was down 30-27 at the break.
- Tech went up 42-34 with 11:39 to play, but The Nittany Lions then went on a 19-2 run to go up 53-44 with 4:11 to play.
- The Hokies committed just one turnover in the first half, and eight in the game.
- Tech score 15 points off of the 17 Penn State turnovers it forced.

## VIRGINIA TECH (4-3)

Player	MP	FG	FT	TR	PF	A	TO	Blk	Stl	TP
Devin Wilson, g	28	1-6	0-0	4	2	3	3	0	3	2
Shane Henry, f	8	2-5	0-0	3	1	0	0	0	1	4
Justin Bibbs, g	37	5-12	3-5	5	5	1	0	0	2	16
Ahmed Hill, g	34	2-8	1-2	9	4	2	2	0	0	6
Malik Müller, g	16	0-5	0-0	2	3	2	0	0	1	0
Joey van Zegeren	22	9-14	0-7	10	5	0	2	0	1	18
Adam Smith	30	2-8	0-0	0	2	1	0	0	0	4
Satchel Pierce	8	1-3	0-0	1	2	0	1	1	0	2
Jalen Hudson	15	3-4	0-0	0	2	0	0	0	0	6
Will Johnston	2	0-0	0-0	0	1	0	0	0	0	0
TEAM			4							
Totals	200	25-65	4-14	38	25	11	8	1	8	58

## PENN STATE (7-1)

Player	MP	FG	FT	TR	PF	A	TO	Blk	Stl	TP
Brandon Taylor, f	25	2-7	2-3	7	3	0	2	2	1	7
Jordan Dickerson, c	16	1-1	0-2	8	2	0	2	1	0	2
Shep Garner, g	25	4-10	4-4	2	1	2	3	0	1	13
Ross Travis, f	27	2-6	1-5	10	3	0	3	0	0	6
D.J. Newbill, g	37	6-14	5-9	4	1	1	2	0	1	18
Payton Banks	12	0-2	0-1	5	1	0	0	0	0	0
John Johnson	23	2-4	1-2	1	2	1	1	0	0	5
Donovan Jack	16	2-5	0-0	7	4	0	1	0	0	4
Geno Thorpe	17	1-5	4-4	2	1	0	3	0	1	6
Julian Moore	2	0-0	0-0	1	0	0	0	1	0	0
TEAM			0							
Totals	200	20-54	17-30	47	18	4	17	4	4	61

3-Pointers.....VT 4 (Bibbs 3, Hill)

.....PSU 4 (Garner, Newbill, Taylor, Travis)

Blocks.....VT 1 (Pierce)

.....PSU 4 (Taylor 2, Dickerson, Moore)

Steals.....VT 8 (Wilson 3, Bibbs 2, Henry, Müller, van Zegeren)

.....PSU 4 (Garner, Newbill, Taylor, Thorpe)

Officials ..... Carstensen, Driscoll, Scriott

Technical ..... None

Attendance.....7,326

### Percentages:

Virginia Tech	FG%...38.5	3FG%...28.6	FT%...28.6
Penn State	FG%...37.0	3FG%...16.7	FT%...56.7

### Virginia Tech

27	31	-	58
----	----	---	----

### Penn State

30	31	-	61
----	----	---	----

# GAME 8

RADFORD 68, VIRGINIA TECH 66

DEC. 7 2014 • 3 PM • BLACKSBURG, VA.

## Keys to the Game:

- Tech began the game with five straight points, but Radford then went on a 13-0 run to take control.
- The Highlanders took a 39-30 lead into halftime, but Justin Bibbs scored Tech's first eight points of the second half to help make it a one-possession game five minutes in.
- Tech stayed within two possessions before taking its first lead since the beginning of the game with 6:21 remaining.
- Radford called a timeout with 39 seconds left, trailing 66-65. The Hokies were unable to get the ball over half court, and R.J. Price capitalized on the Tech turnover, hitting the go-ahead jumper with 27 seconds on the clock.
- The game was still in reach in the closing seconds, but Tech wasn't able to hit a shot on either of its final possessions.
- This was just the second time Tech has lost to Radford, the last coming in 1999.
- Tech had four players score in double figures, and scored 22 points off of Radford's 15 turnovers.

## RADFORD (4-3)

Player	MP	FG	FT	TR	PF	A	TO	Blk	Stl	TP
Javonte Green, f	30	2-7	4-5	10	2	2	4	3	1	8
Kyle Noreer, f	26	0-0	0-0	4	1	0	3	0	0	0
Brandon Holcomb, c	27	7-8	0-0	7	2	0	0	3	1	14
Rashun Davis, g	28	2-7	0-0	2	4	8	5	0	2	5
R.J. Price, g	31	9-17	2-2	1	0	1	0	0	3	25
Kion Brown	10	0-0	1-3	1	3	1	2	0	0	1
Taj Owens	7	1-2	0-0	0	1	0	0	0	0	2
Cameron Jones	5	0-0	0-0	0	1	0	0	0	0	0
YaYa Anderson	24	3-7	0-0	0	1	0	0	0	0	9
Lucas Dyer	3	0-0	0-0	0	0	0	0	0	0	0
Jalen Carethers	9	2-2	0-0	1	1	1	1	1	0	4
TEAM			1							
Totals	200	26-50	7-10	27	15	14	15	7	7	68

## VIRGINIA TECH (4-4)

Player	MP	FG	FT	TR	PF	A	TO	Blk	Stl	TP
Justin Bibbs, g	22	4-8	1-3	4	4	1	1	0	0	10
Shane Henry, f	9	1-3	0-0	2	1	0	0	1	0	2
Malik Müller, g	27	3-6	0-0	0	1	2	1	0	1	8
Devin Wilson, g	36	5-9	1-1	6	2	4	3	0	2	11
Ahmed Hill, g	23	1-2	1-2	1	1	4	2	0	0	4
Joey van Zegeren	30	5-11	0-0	5	1	0	2	2	0	10
Adam Smith	28	4-9	2-2	3	1	0	2	0	0	12
Satchel Pierce	1	0-0	0-0	0	1	0	0	0	0	0
Jalen Hudson	24	4-6	0-2	3	3	0	1	0	3	9
TEAM			3							
Totals	200	27-54	5-10	27	15	11	12	3	6	66

3-Pointers.....VT 7 (Müller 2, Smith 2, Bibbs, Hill, Hudson)

.....RU 9 (Price 5, Anderson 3, Davis)

Blocks.....VT 3 (van Zegeren 2, Henry)

.....RU 7 (Green 3, Holcomb 3, Carethers)

Steals.....VT 6 (Hudson 3, Wilson 2, Müller)

.....RU 7 (Price 3, Davis 2, Green, Holcomb)

Officials .....Hull, Ebersole, Casady

Technical .....RU-Carethers

Attendance.....5,394

### Percentages:

Radford	FG%...52.0	3FG%...40.9	FT%...70.0
Virginia Tech	FG%...50.0	3FG%...46.7	FT%...50.0

### Radford

39	29	-	68
----	----	---	----

### Virginia Tech

30	36	-	66
----	----	---	----

# GAME 9

VIRGINIA TECH 65, ALABAMA A&M 55

DEC. 14, 2014 • 3 PM • BLACKSBURG, VA.

## Keys to the Game:

- The Hokies used their fourth different starting line-up of the year, as Christian Beyer made his first start of the season.
- Beyer set a new career high with 13 points in the victory and neared a double-double with 9 boards.
- Both teams got out to a slow start in the game, which remained close until the Hokies closed the first half on a 17-0 run.
- Beyer had 9 pts and 8 reb at the break, as he and four other starters never left the court.
- Adam Smith was the only starter to see the bench in the first half. Shane Henry and Joey van Zegeren were the only subs.
- Henry went to work in his 11 minutes of action in the first half, scoring 6 pts and grabbing 5 reb.
- Tech went up by as many as 19 points in the second half.
- The Hokies scored 30 points off of the Bulldogs' 18 turnovers.
- Devin Wilson did not get the start and ended his 39-game streak.

## ALABAMA A&M (1-6)

Player	MP	FG	FT	TR	PF	A	TO	Blk	Stl	TP
Ladarius Tabb, f	40	9-23	0-4	16	4	0	2	0	4	20
Michael Hutchins, f	22	1-3	0-0	1	4	1	1	0	0	2
Nicolas West, f	33	6-11	4-4	11	5	0	6	1	0	17
Justin Colvin, g	26	1-7	0-0	1	1	2	2	0	0	2
Rakiya Battle, g	30	0-5	4-5	6	3	8	3	0	1	4
Matthew Cotton	5	1-1	0-0	0	0	0	1	0	0	3
Marcus Merriweather	7	1-3	2-2	0	0	0	0	0	1	4
Tyler Davis	19	1-1	0-0	1	2	1	2	0	0	3
Adrian Edwards	14	0-0	0-1	3	1	0	0	0	1	0
BJ Houston	4	0-0	0-0	1	1	0	1	0	0	0
TEAM			2							
Totals	200	20-54	10-16	42	21	12	18	1	7	55

## VIRGINIA TECH (5-4)

Player	MP	FG	FT	TR	PF	A	TO	Blk	Stl	TP
Christian Beyer, f	27	5-7	3-4	9	2	2	2	0	1	13
Adam Smith, g	18	3-7	0-2	1	3	2	0	0	1	7
Justin Bibbs, g	36	5-12	0-0	2	3	4	1	0	0	11
Ahmed Hill, g	31	2-6	3-4	0	3	2	0	2	8	
Will Johnston, g	26	3-8	0-0	2	3	0	0	0	0	8
Shane Henry	17	3-5	0-0	6	0	0	1	2	0	6
Malik Müller	11	2-3	0-2	1	1	1	0	0	0	4
Joey van Zegeren	10	0-0	1-3	3	1	0	0	1	0	1
Devin Wilson	11	0-0	1-2	0	2	1	0	0	1	1
Satchel Pierce	7	2-3	0-0	1	1	0	1	0	0	4
Jalen Hudson	6	0-1	2-2	0	1	0	1	0	0	2
TEAM			3							
Totals	200	28-50	15-22	43	15	19	17	12	1	83

3-Pointers.....VT 5 (Johnston 2, Bibbs, Hill, Smith)

.....Al A&M 5 (Tabb 2, Cotton, Davis, West)

Blocks.....VT 3 (Henry 2, van Zegeren)

.....Al A&M 1 (West)

Steals.....VT 5 (Hill 2, Beyer, Smith, Wilson)

.....Al A&M 7 (Tabb 4, Battle, Edwards, Merriweather)

Officials .....Nestor, Heater, Gladden

Technical .....None

Attendance.....3,559

### Percentages:

Alabama A&M	FG%...37.0	3FG%...21.7	FT%...62.5
Virginia Tech	FG%...48.1	3FG%...29.4	FT%...50.0

### Alabama A&M

20	35	-	55
----	----	---	----

### Virginia Tech

36	29	-	65
----	----	---	----

# GAME 10

VIRGINIA TECH 64, THE CITADEL 61

DEC. 20, 2014 • 1 PM • BLACKSBURG, VA.

## Keys to the Game:

- Adam Smith led the Hokies with 16 points, 14 of which came in the second half.
- Play was close in the first half, as neither team led by more than two possessions.
- The Hokies opened the second half on a 10-2 run, much in part to eight quick points from Smith, and led by as many as nine before The Citadel worked its way back.
- Tech went 4-6 from the free throw line in the final 37 seconds of the game to help seal the win, and also forced the Citadel into missing five on its last six shots.
- The Citadel's Ashton Moore scored a game-high 27 pts and set a new Cassell opponent record for most 3-point attempts in a game (15).

## THE CITADEL (4-6)

Player	MP	FG	FT	TR	PF	A	TO	Blk	Stl	TP
C.J. Bray, f	24	2-6	0-0	6	3	0	1	0	0	6
P.J. Horgan, c	23	2-4	1-2	6	5	1	1	3	0	5
Warren Sledge, g	34	1-5	0-0	2	2	5	1	0	0	3
Ashton Moore, g	38	8-22	4-4	8	3	4	2	0	0	27
Quinton Marshall, g	21	1-4	0-0	3	3	0	0	0	1	2
Tim Broom	9	0-0	0-0	0	2	3	0	0	0	0
Jake Wright	33	4-14	1-2	3	0	1	0	0	0	12
Brian White	18	3-7	0-0	4	0	0	1	0	1	6
TEAM			3				1			
Totals	200	21-62	6-8	35	18	14	7	3	2	61

## VIRGINIA TECH (6-4)

Player	MP	FG	FT	TR	PF	A	TO	Blk	Stl	TP
Christian Beyer, f	6	0-1	0-0	1	0	0	0	0	0	0
Adam Smith, g	30	5-16	4-5	5	2	0	0	1	0	16
Justin Bibbs, g	34	3-8	3-4	3	0	1	1	1	0	9
Ahmed Hill, g	26	4-7	1-2	7	1	0	1	0	0	9
Will Johnston, g	7	0-0	0-0	1	1	0	0	0	0	0
Shane Henry	9	1-2	0-0	2	2	0	0	2	0	2
Malik Müller	8	0-2	0-0	1	1	0	2	0	0	0
Joey van Zegeren	21	5-10	0-4	5	0	1	0	1	0	10
Devin Wilson	29	3-4	3-6	5	2	1	2	0	0	10
Satchel Pierce	8	0-1	0-0	3	1	0	0	1	0	0
Jalen Hudson	22	2-4	4-4	4	1	1	1	1	0	8
TEAM			2							
Totals	200	23-55	15-25	39	11	4	7	7	0	64

**3-Pointers**..... VT 3 (Smith 2, Wilson)  
 .....The Citadel 13 (Moore 7, Wright 3, Bray 2, Sledge)  
**Blocks**..... VT 7 (Henry 2, Bibbs, Hudson, Pierce,  
 .....Smith, van Zegeren)  
 .....The Citadel 3 (Horgan 3)  
**Steals**..... VT 0  
 .....The Citadel 2 (Marshall, White)

**Officials**.....Tyburski, Humes, Testa  
**Technicals**.....None  
**Attendance**.....3,454

### Percentages:

The Citadel FG%...33.9 3FG%...38.2 FT%...75.0  
 Virginia Tech FG%...41.8 3FG%...18.8 FT%...60.0

The Citadel 27 34 -- 61  
 Virginia Tech 22 42 -- 64

# GAME 11

VIRGINIA TECH 87, VMI 74

DEC. 22, 2014 • 7 PM • BLACKSBURG, VA.

## Keys to the Game:

- After VMI scored the first bucket of the game, Tech went on an 18-2 run and never trailed again in the game.
- The Hokies' biggest lead was 26 points.
- Tech recorded seven dunks in the game, all coming in the first half.
- The Hokies scored 50 points in the paint.
- Tech's 51 points in the first half was its highest point total in any half this season.
- This was the first game this year that Tech has had five players score in double figures.
- Devin Wilson returned to the starting lineup against VMI and capped off a 10-1 run with a 3-pointer at the buzzer.

## VMI (5-7)

Player	MP	FG	FT	TR	PF	A	TO	Blk	Stl	TP
Jordan Weethee, f	12	0-5	0-0	0	2	1	3	1	0	0
Jarid Watson, c	18	2-4	1-2	5	3	1	1	2	1	5
Brian Brown, g	24	3-9	2-2	1	1	0	0	0	2	10
QJ Peterson, g	26	4-18	6-7	8	3	1	1	1	2	14
Tim Marshall, g	22	6-15	1-1	1	1	1	1	0	1	18
Christian Burton	11	0-3	0-0	5	2	1	0	0	0	0
Michael Donovan	2	0-0	0-0	0	0	0	0	0	0	0
Trey Chapman	22	1-2	2-2	1	4	0	2	0	1	4
Armani Branch	2	0-1	0-0	0	0	0	1	0	1	0
Craig Hinton	19	3-7	0-0	4	1	0	0	2	1	9
Phillip Anglade	24	3-4	3-4	9	2	1	2	6	0	9
Julian Eleby	18	1-2	3-4	3	3	2	4	0	0	5
TEAM			3							
Totals	200	23-70	18-22	40	22	8	15	12	9	74

## VIRGINIA TECH (7-4)

Player	MP	FG	FT	TR	PF	A	TO	Blk	Stl	TP
Shane Henry, f	24	3-8	0-2	13	2	0	1	3	0	6
Adam Smith, g	32	5-13	0-0	2	3	2	0	0	1	10
Justin Bibbs, g	34	6-10	8-10	4	3	2	4	0	1	20
Devin Wilson, g	34	4-6	6-7	2	4	6	4	0	1	16
Ahmed Hill, g	32	4-9	1-2	6	1	0	1	1	0	10
Malik Müller	5	1-2	0-0	0	0	1	2	0	0	3
Joey van Zegeren	14	4-5	0-0	4	2	0	0	0	0	8
Christian Beyer	8	1-2	0-0	2	1	1	1	0	0	2
Jalen Hudson	17	5-7	2-3	1	2	0	2	2	2	12
TEAM			10							
Totals	200	33-62	17-24	44	18	12	15	6	5	87

**3-Pointers**..... VT 4 (Wilson 2, Hill, Müller)  
 .....VMI 10 (Marshall 5, Hinton 3, Brown 2)  
**Blocks**..... VT 6 (Henry 3, Hudson 2, Hill)  
 .....VMI 12 (Anglade 6, Hinton 2, Watson 2, Peterson, Weethee)  
**Steals**.....VT 5 (Hudson 2, Bibbs, Smith, Wilson)  
 .....VMI 9 (Brown 2, Peterson 2, Branch, Champman, Hinton,  
 .....Marshall, Watson)

**Officials**.....Hess, Styons, Eades  
**Technicals**.....None  
**Attendance**.....5,326

### Percentages:

VMI FG%...32.9 3FG%...25.6 FT%...81.8  
 Virginia Tech FG%...53.2 3FG%...57.1 FT%...70.8

VMI 27 47 -- 74  
 Virginia Tech 51 36 -- 87

**THE STAT CREW SYSTEM**  
**Virginia Tech Combined Team Statistics (as of Dec 22, 2014)**  
**All games**

<b>RECORD:</b>	<b>OVERALL</b>	<b>HOME</b>	<b>AWAY</b>	<b>NEUTRAL</b>
ALL GAMES	7-4	6-2	0-1	1-1
CONFERENCE	0-0	0-0	0-0	0-0
NON-CONFERENCE	7-4	6-2	0-1	1-1

##	Player	gp-gs	min	avg	Total		3-Point		F-Throw		Rebounds					pf	dq	a	to	blk	stl	pts	avg
					fg-fga	fg%	3fg-fga	3fg%	ft-fga	ft%	off	def	tot	avg									
10	Justin Bibbs	11-11	345	31.4	50-95	.526	17-32	.531	22-31	.710	3	27	30	2.7	28	1	20	25	1	4	139	12.6	
03	Adam Smith	11-6	312	28.4	51-110	.464	22-51	.431	11-17	.647	2	24	26	2.4	18	0	9	7	1	4	135	12.3	
02	Joey van Zegeren	11-3	236	21.5	51-84	.607	0-1	.000	10-37	.270	29	37	66	6.0	28	2	2	15	16	3	112	10.2	
13	Ahmed Hill	11-8	277	25.2	31-72	.431	8-22	.364	17-27	.630	12	32	44	4.0	17	0	12	19	1	3	87	7.9	
11	Devin Wilson	11-9	306	27.8	26-48	.542	4-9	.444	29-40	.725	6	31	37	3.4	22	0	49	23	1	14	85	7.7	
23	Jalen Hudson	11-0	175	15.9	22-39	.564	2-13	.154	16-28	.571	7	14	21	1.9	18	0	13	16	7	8	62	5.6	
01	Malik Muller	11-7	205	18.6	16-46	.348	9-24	.375	9-18	.500	1	21	22	2.0	18	0	18	15	1	11	50	4.5	
25	Will Johnston	9-3	92	10.2	8-18	.444	6-16	.375	3-3	1.000	2	6	8	0.9	7	0	1	1	0	1	25	2.8	
00	Shane Henry	10-6	111	11.1	13-35	.371	0-0	.000	1-4	.250	12	28	40	4.0	14	0	1	7	14	1	27	2.7	
21	Satchel Pierce	10-0	96	9.6	8-20	.400	0-0	.000	9-13	.692	8	11	19	1.9	22	1	3	9	7	2	25	2.5	
22	Christian Beyer	6-2	45	7.5	6-11	.545	0-0	.000	3-4	.750	5	7	12	2.0	3	0	3	3	1	1	15	2.5	
Team													16	23	39		1						
Total.....		11	2200		282-578	.488	68-168	.405	130-222	.586	103	261	364	33.1	196	4	131	142	50	52	762	69.3	
Opponents.....		11	2200		242-628	.385	84-267	.315	124-183	.678	150	238	388	35.3	207	-	128	165	43	60	692	62.9	

<b>TEAM STATISTICS</b>	<b>VT</b>	<b>OPP</b>	<b>Date</b>	<b>Opponent</b>	<b>Score</b>	<b>Att.</b>
SCORING	762	692	11/14/14	UMES	W 71-46	6191
Points per game	69.3	62.9	11/19/14	LIBERTY	W 73-63	5586
Scoring margin	+6.4	-	11/22/14	APPALACHIAN STATE	L 63-65	2970
FIELD GOALS-ATT	282-578	242-628	11/25/14	vs Northern Iowa	L 54-73	650
Field goal pct	.488	.385	11/26/14	vs MIAMI (OH)	W 78-63	650
3 POINT FG-ATT	68-168	84-267	11/30/14	MORGAN STATE	W 83-63	3996
3-point FG pct	.405	.315	12/3/14	at Penn State	L 58-61	7326
3-pt FG made per game	6.2	7.6	12/07/14	RADFORD	L 66-68	5394
FREE THROWS-ATT	130-222	124-183	12/14/14	ALABAMA A&M	W 65-55	3559
Free throw pct	.586	.678	12/20/14	THE CITADEL	W 64-61	3454
F-Throws made per game	11.8	11.3	12/22/14	VMI	W 87-74	5326
REBOUNDS	364	388				
Rebounds per game	33.1	35.3				
Rebounding margin	-2.2	-				
ASSISTS	131	128				
Assists per game	11.9	11.6				
TURNOVERS	142	165				
Turnovers per game	12.9	15.0				
Turnover margin	+2.1	-				
Assist/turnover ratio	0.9	0.8				
STEALS	52	60				
Steals per game	4.7	5.5				
BLOCKS	50	43				
Blocks per game	4.5	3.9				
ATTENDANCE	36476	8626				
Home games-Avg/Game	8-4560	1-7326				
Neutral site-Avg/Game	-	2-650				

\* - Conference game

<b>Score by Periods</b>	<b>1st</b>	<b>2nd</b>	<b>Totals</b>
Virginia Tech	367	395	762
Opponents	304	388	692



**THE STAT CREW SYSTEM**  
**Virginia Tech Team Game-by-Game Comparison (as of Dec 22, 2014)**  
**All games**

Opponent	1st	2nd	Score	Mar	Total FG	FG Pct	3-Pointers	3FG Pct	Free Throws	FT Pct	Rebounds	Assist	T/Over	Block	Steal	Fouls
UMES	30/20	41/26	71-46	+25	24-46/13-47	.522/.277	6-14/5-22	.429/.227	17-29/15-26	.586/.577	33/35 (2)	11/10	6/15	8/3	4/4	21/26
LIBERTY	31/28	42/35	73-63	+10	25-41/24-56	.610/.429	7-13/8-21	.538/.381	16-28/7-10	.571/.700	26/31 (5)	16/14	19/21	3/1	9/6	17/21
APPALACHIAN STATE	28/29	35/36	63-65	(2)	25-56/24-58	.446/.414	3-17/6-19	.176/.316	10-18/11-18	.556/.611	27/42 (15)	12/11	14/18	1/3	5/3	18/18
Northern Iowa	31/40	23/33	54-73	(19)	22-46/24-48	.478/.500	7-18/7-18	.389/.389	3-8/18-20	.375/.900	24/27 (3)	13/14	14/9	2/1	2/4	19/12
MIAMI (OH)	39/17	39/46	78-63	+15	25-51/23-53	.490/.434	10-19/9-18	.526/.500	18-24/8-13	.750/.615	35/25 +10	9/14	22/22	4/4	7/11	17/18
MORGAN STATE	42/27	41/36	83-63	+20	28-50/24-76	.560/.316	12-18/8-27	.667/.296	15-22/7-10	.682/.700	43/37 +6	19/13	17/8	12/4	1/3	15/18
Penn State	27/30	31/31	58-61	(3)	25-65/20-54	.385/.370	4-14/4-24	.286/.167	4-14/17-30	.286/.567	38/47 (9)	11/4	8/17	1/4	8/4	25/18
RADFORD	30/39	36/29	66-68	(2)	27-54/26-50	.500/.520	7-15/9-22	.467/.409	5-10/7-10	.500/.700	27/27 -	11/14	12/15	3/7	6/7	15/15
ALABAMA A&M	36/20	29/35	65-55	+10	25-52/20-54	.481/.370	5-17/5-23	.294/.217	10-20/10-16	.500/.625	28/42 (14)	13/12	8/18	3/1	5/7	20/21
THE CITADEL	22/27	42/34	64-61	+3	23-55/21-62	.418/.339	3-16/13-34	.188/.382	15-25/6-8	.600/.750	39/35 +4	4/14	7/7	7/3	0/2	11/18
VMI	51/27	36/47	87-74	+13	33-62/23-70	.532/.329	4-7/10-39	.571/.256	17-24/18-22	.708/.818	44/40 +4	12/8	15/15	6/12	5/9	18/22

Note: Game totals are displayed in the format TEAM/OPPONENT for each category

**THE STAT CREW SYSTEM**  
**Virginia Tech Points-Rebounds-Assists (as of Dec 22, 2014)**  
**All games**

Opponent	Date	Score		00	01	02	03	10	11	13
				HENRY,SHAN	MULLER,MAL	ZEGEREN,JO	SMITH,ADAM	BIBBS,JUST	WILSON,DEV	HILL,AHMED
UMES	11/14/14	71-46	w	3-8-0	15-3-0	4-4-0	7-3-0	15-0-2	5-3-6	11-5-2
LIBERTY	11/19/14	73-63	w	DNP	9-4-4	17-10-0	13-1-1	10-2-1	13-3-9	4-2-0
APPALACHIAN STATE	11/22/14	63-65	L	0-0-0	2-6-1	8-2-0	11-1-0	10-2-3	10-2-3	9-3-1
vs Northern Iowa	11/25/14	54-73	L	2-0-0	3-2-3	15-6-0	7-1-1	8-0-1	0-4-4	9-2-0
vs MIAMI (OH)	11/26/14	78-63	w	0-2-0	1-1-1	8-9-1	26-6-2	22-3-3	7-1-1	5-4-0
MORGAN STATE	11/30/14	83-63	w	2-4-1	5-2-3	13-8-0	22-3-0	8-5-1	10-7-11	12-5-0
at Penn State	12/3/14	58-61	L	4-3-0	0-2-2	18-10-0	4-0-1	16-5-1	2-4-3	6-9-2
RADFORD	12/07/14	66-68	L	2-2-0	8-0-2	10-5-0	12-3-0	10-4-1	11-6-4	4-1-4
ALABAMA A&M	12/14/14	65-55	w	6-6-0	4-1-1	1-3-0	7-1-2	11-2-4	1-0-1	8-0-3
THE CITADEL	12/20/14	64-61	w	2-2-0	0-1-0	10-5-1	16-5-0	9-3-1	10-5-1	9-7-0
VMI	12/22/14	87-74	w	6-13-0	3-0-1	8-4-0	10-2-2	20-4-2	16-2-6	10-6-0

Opponent	Date	Score		21	22	23	25
				PIERCE,SAT	BEYER,CHRI	HUDSON,JAL	JOHNSTON,W
UMES	11/14/14	71-46	w	4-2-1	0-0-0	4-3-0	3-1-0
LIBERTY	11/19/14	73-63	w	0-0-0	DNP	7-1-1	0-0-0
APPALACHIAN STATE	11/22/14	63-65	L	5-3-0	DNP	5-4-3	3-0-1
vs Northern Iowa	11/25/14	54-73	L	4-1-1	DNP	3-2-3	3-2-0
vs MIAMI (OH)	11/26/14	78-63	w	6-4-0	0-0-0	3-3-1	0-0-0
MORGAN STATE	11/30/14	83-63	w	0-4-1	0-0-0	3-0-2	8-2-0
at Penn State	12/3/14	58-61	L	2-1-0	DNP	6-0-2	0-0-0
RADFORD	12/07/14	66-68	L	0-0-0	DNP	9-3-0	DNP
ALABAMA A&M	12/14/14	65-55	w	4-1-0	13-9-2	2-0-0	8-2-0
THE CITADEL	12/20/14	64-61	w	0-3-0	0-1-0	8-4-1	0-1-0
VMI	12/22/14	87-74	w	DNP	2-2-1	12-1-0	DNP