

# VIRGINIA TECH HOKIE HOOPS



VS.



Hokies travel to  
Atlanta Saturday for  
regular season finale  
vs. Yellow Jackets in  
McCamish Pavilion

Sat., March 8, 2014 • 2 p.m.  
McCamish Pavilion (8,600)  
Atlanta, Ga.

Series vs. GT: VT, 14-5

Series Streak: GT, one

Last Meeting vs. the Yellow Jackets:

GT, 64-54, 2-9-13 Cassell Coliseum

Live Stats: ramblinwreck.com

Sirius: 113 XM: 193

Georgia Tech broadcast

## #VTMBBTweets

### About Today's Game

The Hokies are 9-20 on the season and 2-15 in ACC action.

The Yellow Jackets are 14-16 overall and 5-12 in the ACC after a 67-62 win at Syracuse on Tuesday.

### Maryland 64, VT 47

The Hokies lost 64-47, at Maryland on Tuesday night.

Jarell Eddie and Joey van Zegeren led the Hokies with 14 points each and Trevor Thompson grabbed 10 rebounds in the loss.

### Wilson Sets New Standards

Devin Wilson set a new Virginia Tech freshman record in the home loss to Virginia. He now has 138 assists this season, the most ever for a Tech freshman, breaking the old mark of 113, set by Hank Thorns in the 2007-08 season.

Wilson also set a new Tech freshman record with 176 free throw attempts, surpassing the old mark of 164 attempts by Dale Solomon in the 1978-79 season

### Scoring 1,100

Jarell Eddie currently has 1,161 points at Virginia Tech and is 36th in career scoring for the Hokies.

### Injury Update

Adam Smith (left calf strain), Ben Emelogu (left ankle), C.J. Barksdale (right ankle) and Cadarian Raines (left ankle) are questionable for today's game.

### Academic Success

The Hokies place four players on the 2014 ACC All-Academic Men's Basketball Team.

Jarell Eddie was named to the team for the third consecutive season and is joined by teammates Will Johnston, Joey van Zegeren and Trevor Thompson.

## Hokie starters from last game

F	32	<b>Trevor Thompson</b> <i>Scored career-high 15 points at Duke</i>	Fr.	6-11	Indianapolis, Ind.
F	2	<b>Joey van Zegeren</b> <i>Scored career-high 14 points at Maryland</i>	r-So.	6-10	Hoogeveen, The Netherlands
F	31	<b>Jarell Eddie</b> <i>Scored 14 points at Maryland</i>	Sr.	6-7	Charlotte, N.C.
G	25	<b>Will Johnston</b> <i>Played career-high 38 minutes at Maryland</i>	Jr.	6-5	Midlothian, Va.
G	11	<b>Devin Wilson</b> <i>Had 15 points and seven assists vs. UNC</i>	Fr.	6-4	McKees Rocks, Pa.

## 2013-14 GAME NOTES

### SCHEDULE & RESULTS (9-20, 2-15 ACC)

Date	Opponent		
<b>Coaches Vs. Cancer Classic (Blacksburg, Va.)</b>			
11/ 9	USC UPSTATE (ESPN3)	L	63-64
11/12	WEST VIRGINIA (ESPN)	W	87-82
<b>Coaches Vs. Cancer Classic (Blacksburg, Va.)</b>			
11/15	WESTERN CAROLINA (ESPN3)	W	79-61
11/18	VMI (ESPN3)	W	105-92
<b>Coaches Vs. Cancer Classic (Brooklyn, N.Y.)</b>			
11/22	vs. #1 Michigan State# (truTV)	L	77-96
11/23	vs. Seton Hall# (truTV)	L	67-68
11/26	FURMAN (ESPN3)	W	75-54
11/29	RADFORD (ESPN3)	W	81-56
12/ 3	WINTHROP (ESPN3)	W	81-63
12/ 8	at Miami* (ESPN3)	W	61-60 (OT)
<b>Governor's Holiday Hoops Classic (Richmond, Va.)</b>			
12/21	vs. VCU# (NBCSN)	L	52-82
12/28	UNC GREENSBORO (ESPN3)	L	52-55
12/31	UMES (ESPN3)	W	82-66
1/ 7	#2/2 SYRACUSE* (ACCN)	L	52-72
1/11	BOSTON COLLEGE* (RSN)	L	59-62
1/15	CLEMSON* (RSN)	L	49-56
1/19	at Notre Dame* (ESPN3)	L	63-70
1/22	WAKE FOREST* (RSN)	L	77-83
1/25	at Virginia* (ACCN)	L	45-65
1/29	at Boston College* (RSN)	L	52-76
2/ 1	MARYLAND* (ACCN)	L	60-80
2/ 5	at Florida State* (RSN)	L	50-70
2/ 8	at #25/22 Pittsburgh* (RSN)	L	57-62 (2OT)
2/15	MIAMI* (RSN)	W	52-45
2/18	#14/16 VIRGINIA* (ACCN)	L	53-57
2/22	NC STATE* (RSN)	L	64-71
2/25	at #6/7 Duke* (ESPN3)	L	48-66
3/ 1	#19/21 UNC* (ACCN)	L	56-60
3/ 4	at Maryland* (ACCN)	L	47-64
3/ 8	at Georgia Tech*	2 p.m.	ESPN2
<b>ACC Tournament (Greensboro, N.C.)</b>			
3/12-	ACC Tournament	ACCN/ESPN/ESPN2	
3/16	(Greensboro Coliseum, Greensboro, N.C.)		

\* - Atlantic Coast Conference Games

# - Coaches Vs. Cancer Classic

% - Governor's Holiday Hoops Classic

All times are EST and are subject to change

Television/Internet  
ESPN2

ESPN2 HD

Tom Hart & Dino Gaudio

IMG

Radio

Virginia Tech IMG Sports Network  
Bill Roth & Mike Burnop

Follow us on twitter

@VT\_MBBall



Virginia Tech Athletics Communications

Primary Contact

Bill Dyer - Associate Director

wdyer@vt.edu

(o) - 540-231-8853

(c) - 540-998-5906

Secondary Contact

Rachel Perreault - Assistant Director

rachelp5@vt.edu

(o) - 540-231-2228

## The Series vs. Georgia Tech

The Hokies lead the all-time series, 14-5 ... Georgia Tech won the last meeting, 64-54 in Cassell Coliseum on Feb. 9, 2013 ... Tech is 5-2 in road games in the series, and 1-0 in McCamish Pavilion ... The Hokies are 5-2 against Georgia Tech in Atlanta ... The Hokies are 10-4 against the Yellow Jackets since joining the ACC and 9-3 in regular season games.

## Last Time Out: Maryland 64, VT 47

The Hokies lost at Maryland, 64-47, in Comcast Center on Tuesday night ... Tech led 29-28 at the intermission, but the Terps ran out to an early lead in the second half and never looked back ... **Joey van Zegeren** set a new career-high with 14 points and **Jarell Eddie** also added 14 points in the loss ... Trevor Thompson grabbed a team-high 10 rebounds in the loss ... Tech out rebounded the Terps, but turned the ball over 17 times in the game.

## Taking Care of Business in Class

Virginia Tech can boast of four members of the 2014 ACC All-Academic Men's Basketball team ... **Jarell Eddie** was named to the team for the third consecutive year and was joined on this year's squad by teammates **Will Johnston**, **Joey van Zegeren** and **Trevor Thompson** ... Tech and Pittsburgh each had four members of the 16-man squad ... All four Hokies on the team are currently starters for Tech.



Jarell Eddie



Joey van Zegeren

## Better on the Boards

The Hokies are currently averaging 34.8 rebounds per game in ACC play ... That is the team's best average since the 2009-10 season, when Tech averaged 36.1 rebounds per game in league action ... This year's average has been a real team effort, as only two Hokies, **Joey van Zegeren** (5.5 rpg) and **Trevor Thompson** (5.4 rpg) average more than five rebounds per game.

## Hitting 1,100

With his three-point field goal at the 18:21 mark of the first half in the loss to #2/2 Syracuse, **Jarell Eddie** recorded his 1,000th career point ... In the home Virginia game, Eddie scored his 1,100th career point ... He has a career point total of 1,161 points, 36th on the all-time list, after passing Coleman Collins in the North Carolina game.

## Getting Better at the Line

Entering the Florida State game on Feb. 5, **Devin Wilson** was shooting .634 from the free throw line and .561 from the line in ACC games ... However, in the eight games since then, the freshman point guard has made 40 of his last 52 attempts, raising his numbers to .670 overall and .647 in ACC play.



Devin Wilson

## Wilson Boards, Too

**Devin Wilson** leads the Hokies in minutes played, assists and steals this season, but one area that is sometimes overlooked is his rebounding ... Wilson averages 3.3 rebounds per game this season ... The last Virginia Tech freshman guard to average more rebounds was Jamon Gordon, who averaged 4.6 rebounds per game his freshman season in 2003-04.

## Interesting Scheduling Note

Today is the only meeting of the year between the Hokies and the Yellow Jackets ... In four of the last five seasons, the Hokies have finished the regular season with an opponent they were facing for the only time during the regular season ... Last season, the Hokies finished the regular season at Wake Forest ... This is the second time in that stretch that the Hokies have finished the regular season with Georgia Tech ... The Hokies won that game, 88-82, in Alexander Memorial Coliseum on March 6, 2010.

## Devin Sets a Standard

In the loss to Virginia on Feb. 18, **Devin Wilson** dished out five assists, upping his season total to 114 at that point ... That mark set a new school record for assists in a single season by a freshman ... It eclipses the old mark of 113, set by Hank Thorns in the 2007-08 season ... After four assists at Maryland, Wilson now has 138 assists for the season, tied with Troy Manns (1996-97) and Al Young (1983-84) for the seventh-best single season by any Hokie, regardless of class.

## Balanced Attack

When **Trevor Thompson** led the Hokies in scoring at No. 6/7 Duke, he became the ninth different Hokie to lead the team in scoring this season ... Last season, only Erick Green and **Jarell Eddie** led the team in scoring in a game.



Trevor Thompson

## Struggling Through Injuries

**Adam Smith** continues to be hampered by a strained left calf, an injury suffered in late November, and an MRI revealed a stress fracture in the left fibula as well ... He will miss today's game ... **Cadarian Raines** missed the home win over Miami with illness, but returned for the Virginia game, where he sprained his left ankle, causing him to miss the NC State game ... He played one minute at Duke, but has not played the last two games... He will miss today's game ...



Adam Smith



Ben Emelogu

**Ben Emelogu** also missed each of the last four games due to a re-aggravated left ankle injury and will miss today's game ... In the loss at Maryland, **C.J. Barksdale** sprained his right ankle and he is questionable for today's game.



C.J. Barksdale

## Seeing More Time

Entering this season, **Will Johnston** averaged 9.9 minutes played per game for his career and averaged 11.0 minutes played per game last season ... So far this season, Johnston is averaging 19.8 minutes played per game overall and 21.7 mppg in ACC play this season ... Johnston played a then-career-high 34 minutes against Wake Forest and 31 minutes at Virginia, starting both games ... He returned to the starting line-up against NC State and played 33 minutes ... In the loss at Maryland, Johnston set a new career-high with 38 minutes played.



Will Johnston

## Games Missed

It has been well-documented that the Hokies have suffered a slew of injuries and illnesses, so here's a note on games missed ... So far this season, scholarship players at Virginia Tech have missed a total of 34 game appearances due to either illness or injury and 28 of those games have come against ACC competition ... These numbers do not include the fact that Marquis Rankin left the team at the semester break, having not appeared in a game this season.

**JvZ Blocking**

**Joey van Zegeren** is having an outstanding season blocking shots for the Hokies ... In the loss at Notre Dame, JvZ recorded a career-high six blocked shots ... He has 52 blocked shots so far this season, the most in a season for a Hokie since Dennis Mims blocked 58 shots in the 1999-2000 season ... His 52 blocked shots so far this season is seventh in single-season blocked shots at Virginia Tech.

**Another Freshman Mark for Devin**

**Devin Wilson** leads all ACC freshmen in free throw attempts this season ... Wilson is averaging 6.1 free throw attempts per game this season, fifth-best among all ACC players this season ... He has shot more free throws (176) than the next two Hokies on the list (156) ... In the North Carolina game, Wilson shot 12 free throws, at the time, giving him 174 for the season, establishing a new Virginia Tech freshman record, besting the old mark of 164 free throws attempted by Dale Solomon in the 1978-79 season ... He now has 176 free throw attempts this season.

**Putting in the Time**

**Devin Wilson** is averaging 34.8 minutes played per game this season, highest on the team ... That is the most minutes averaged for a Tech freshman since entering the Big East Conference in 2000-01 season ... Wilson played all 40 minutes in the loss to Wake Forest and played 39 minutes in the loss at Virginia ... In the loss to Maryland, he was credited with 40 minutes of action, but actually came off the court for a stretch of 11 game seconds ... He needs 17 minutes in the Georgia Tech game to set a new Virginia Tech record for minutes played by a freshman, which stands at 1,024 minutes by Dell Curry in the 1982-83 season.

**More on Devin's Playing Time**

**Devin Wilson** played 46 minutes in the double overtime loss at Pittsburgh ... That 46 minutes played set a new school record for minutes played in an ACC game, a mark he shares with **Jarell Eddie** ... The last Hokie freshman to play more than 46 minutes in a game was Carlos Dixon, who played 48 minutes in an 84-75 double overtime win against High Point on Dec.30, 2000.

**Clamping Down on the Glass**

In the home loss to No. 14/16 UVa, the Hokies held the Cavaliers to just 28 total rebounds ... That is the lowest total rebounds for an ACC opponent this season and the lowest for Tech in an ACC game since a 69-61 home win over Clemson on March 2, 2013.

**A Dynamic Duo**

When healthy, the Hokies have started a pair of freshmen in the backcourt this season, **Ben Emelogu** and **Devin Wilson** ... The pair is averaging 20.1 points per game this season, the second-highest average for any freshman duo in the ACC this season ... Only the duo of Jabari Parker and Matt Jones of Duke, who are averaging 21.0 points per game, is ahead of Wilson and Emelogu ... NC State's duo of Anthony Barber and Kyle Washington is third at 14.1 points per game.

**Talking Trevor**

In the win over VMI, **Trevor Thompson** recorded five blocked shots ... That is the most blocked shots by a Virginia Tech freshman since **Cadarian Raines** blocked five shots in a win over UMBC on Dec. 22, 2009 ... In the win over Western Carolina, he recorded his first career double-double ... He scored 15 points and grabbed 11 rebounds in just 21 minutes of action ... It's the first double-double by a Hokie freshman since **Marshall Wood** had 14 points and 16 rebounds in an overtime loss at NC State last season ... In the loss to Wake Forest, Thompson recorded his second career double-double, with 10 points and a career-high 12 rebounds in just 18 minutes of action ... It marks the first time that a Virginia Tech freshman has recorded multiple double-doubles in a season since Jeff Allen had nine double-doubles as a freshman in the 2007-08 season ... His 12 rebounds is the most by a Hokie freshman since Wood's 16 rebounds in the NC State game last season ... Thompson has started the last seven games and tied his career-high with 12 rebounds in the home win over Miami and tied his career-high with 15 points at Duke ... Thompson added 10 rebounds in the loss at Maryland.

**Sweeping the Champ**

With the Hokies' 52-45 win over Miami, Tech swept the season series against the defending ACC Champion ... Over the last two seasons, Tech is 3-0 against the ACC champion from the previous season ... It marks the first time that Tech has swept a two-game season series from the defending ACC champion.

**Finally a Two**

After hitting a three-pointer at Maryland, **Will Johnston** has now made 46 field goals and all but three of them have been three-pointers ... Johnston scored a two-point field goal in the home Maryland game ... During the off-season, Johnston was awarded a scholarship for his efforts both on and off the court ... He made a career-high four three-pointers in the win over Furman, a feat he matched at FSU.

**Tough Stretch of Games**

Last Saturday's game against No. 19/21 North Carolina was the first time since Feb. 21 & 25, 2012, when Tech played No. 25 Virginia and No. 5 Duke, that the Hokies have played back-to-back games against nationally-ranked teams ... It also marks the first time since the same stretch in 2012, that the Hokies have played three games in a four-game stretch against ranked teams (the Hokies also played No. 20 Florida State two games prior to the Virginia/Duke stretch) ... Today is the Hokies' sixth game this season against a nationally-ranked team, the most since playing eight ranked teams in the 2011-12 season.

**Dishing It Out**

In the win over Furman, **Devin Wilson** recorded 11 assists ... The last Hokie freshman to record 11 assists in a single game was Dell Curry, who had 11 assists as a freshman against Maryland-Eastern Shore on Dec. 4, 1982 ... The 11 assists is also one assist shy of the Tech overall school record of 12, set by Dave Sensibaugh, Bimbo Coles and, most recently, Troy Manns in 1997 ... In the home win over Miami, Wilson had nine assists, his personal high in assists in an ACC game and ties the school's record for assists in an ACC game ... He matched that total of assists with nine in the NC State game... Wilson also has two games of eight assists each.

**Hasn't Happened Often**

**Devin Wilson** scored a career-high 26 points in the loss to Wake Forest ... That is the second-highest point total in a game by a Virginia Tech freshman since 1999 ... The only time a Virginia Tech freshman scored more than 22 points in a game was on Jan. 28, 2006, when A.D. Vassallo scored 29 points at Wake Forest ... When **Ben Emelogu** scored 22 points in the win over West Virginia, he became the first Tech freshman to score 20-or-more points in a game since Malcolm Delaney scored 20 points as a freshman in a loss at No. 5 North Carolina on Feb. 16, 2008 ... Emelogu's 21 points in the home loss to Maryland was just the 19th time since 1999 that a Hokie freshman has scored 20-or-more points in a game.

**Putting a Lid on the Basket**

In Tech's 52-45 win over Miami, the Hokies allowed the Hurricanes just 15 points in the first half ... That is the lowest point total for a Virginia Tech ACC opponent since Tech joined the league in the 2004-05 season ... The previous low was 19 points, which occurred three times, most recently by No. 15 Virginia in the first half of the Hokies' 47-45 victory in JPJA on Jan. 22, 2012.

## Accomplishing A Lot with A Little

Virginia Tech's 52-45 victory over Miami marks the fewest points the Hokies have scored in a victory since a 47-45 win over No. 15 Virginia on Jan. 22, 2012 in JPJA ... It is just the third Tech victory when scoring less than 53 points since joining the Big East Conference in the 2000-01 season.

## Holding Down the Opponent

On Feb. 15, Tech held Miami to 25.9 percent from the field ... That is the lowest opponent's field goal percentage for Tech in ACC play ... The previous ACC low was 28.6 percent by NC State in a 72-52 Tech win Feb. 10, 2010 in Raleigh ... It is also a season-low for a Tech opponent and the lowest since the Hokies held Mississippi Valley State to 25.9 percent last year.

## Hokies vs. Ranked Teams

With the loss to No. 6/7 Duke, the Hokies are 13-48 against nationally-ranked teams since joining the ACC for the 2004-05 season ... Tech is 30-156 all-time against teams ranked in the AP poll ... Tech is 0-5 this season ... The last time the Hokies defeated a nationally-ranked team was Dec. 1, 2012, when Tech defeated No. 15 Oklahoma State, 81-71, in Cassell Coliseum ... These numbers are only for teams ranked in the AP poll.

## 2,500 Games

The game against Clemson marked the 2,500th game in school history ... Virginia Tech is now 1366-1147 all-time in collegiate basketball, good for a .544 winning percentage ... This is the Hokies' 105th season of men's basketball.

## 2 Frosh with 20

With his career-high 20 points in the loss at Notre Dame, **Devin Wilson** joins **Ben Emelogu** as Virginia Tech freshmen to have 20-point games in the same freshman season ... Emelogu scored 22 points in the win over West Virginia on Nov. 12, 2013 and had his second such game with 21 points against Maryland ... The last duo to pull off the feat was Jeff Allen and Malcolm Delaney, who each had a single 20-point scoring night in their freshman season of 2007-08.

## Juggling the Injuries

Twenty-eight games into the 2012-13 season, the Hokies had used five different starting line-ups ... This year, head coach **James Johnson** has been forced to juggle his line-ups game-by-game, due, primarily to injuries ... In the loss NC State, Johnson used his 10th different starting line-up ... In the end, Tech used six different starting line-ups last season.

## 5 in the 20-Point Club

So far this season, five Hokies have scored 20-or-more points in a game ... Most recently, **Ben Emelogu** posted 21 points against Maryland, joining **Adam Smith**, **Devin Wilson**, **Cadarian Raines** and **Jarell Eddie** in the 20-Point Club ... The last time that Tech saw five players score at least 20 points in a game in the same season was the 2005-06 season, when Coleman Collins, Zabian Dowdell, Jamon Gordon, Deron Washington and A.D. Vassallo all matched the mark ... Tech also had five score 20 in the 2004-05 season.

## Hot Inside on a Cold, Winter's Night

In the loss at Notre Dame, the Hokies shot 52.1 percent from the field, including 62.5 percent in the second half ... The 52.1 percent is Tech's highest percent in ACC play this season and third-highest overall this season ... The last time the Hokies shot better than 52.1 percent from the field in an ACC game was when Tech went 23-of-42 from the field (54.8 percent) in the win over Clemson on March 2, 2013 ... Tech shot 62.5 percent from the field in the first half of that game ... The last time Tech hit better than 62.5 percent from the field in a half was the 81-63 win over Winthrop on Dec. 3, 2013.

## Mueller Sits Out This Season

The NCAA ruled freshman guard **Malik Mueller** ineligible for the 2013-14 season due to initial eligibility rules ... Mueller has been able to practice with the team this season and will be eligible to play four years beginning next season.



Malik Mueller

## Cap & Gown

On Friday, Dec. 20, the Virginia Tech men's basketball team traveled to Richmond, Va., to play the next day against VCU in the Governor's Holiday Hoops Classic ... Before the bus rolled down the highway, the team and, in particular, **Cadarian Raines** had something to do ... Raines earned his bachelor's degree in sociology from the College of Liberal Arts that morning in Cassell Coliseum and his teammates were all there to see the accomplishment ... After plenty of photos and congratulations from family, friends and teammates, Raines hopped on the bus for the three hour trip to the State Capital.



Cadarian Raines

## Boarding School

In the loss at No. 25/22 Pittsburgh, **Cadarian Raines** grabbed a career-high nine offensive rebounds ... That is the most offensive boards by a Tech player this season ... Raines had seven offensive boards in a game three times last season ... It is the most offensive rebounds by a Hokie since joining the ACC in 2004-05.

## Two With Twenty

In the loss to No. 1 Michigan State, **Adam Smith** scored 27 points and **Jarell Eddie** scored 23 points ... It marked the first time that two Hokies each had 20-or-more points in the same game since Jan. 9, 2013, when Erick Green scored 24 points and Eddie had 21 points in a loss to Boston College ... In the loss at Notre Dame, **Devin Wilson** and **Cadarian Raines**, who each scored 20 points, matched the feat ... In the loss to Wake Forest, Wilson scored 26 points and Eddie scored 20 points, which combined with the Notre Dame game, became the first time since November 2012 that the Hokies had consecutive games in which two players scored 20-or-more points.

## Career Double-Doubles

### 2009-10 Season

No active players

### 2010-11 Season

No active players

### 2011-12 Season

**Jarell Eddie (1)**  
vs. BYU (12 pts./14 rebs.)\*

### 2012-13 Season

**Jarell Eddie (2)**  
vs. ETSU (17 pts./10 rebs.)  
vs. Oklahoma State (15 pts./12 rebs.)

**Cadarian Raines (2)**  
vs. Rhode Island (10 pts./12 rebs.)\*  
vs. VMI (14 pts./10 rebs.)

**C.J. Barksdale (1)**  
at Georgia Tech (11 pts./10 reb.)

**Marshall Wood (1)**  
at NC State (14 pts./16 reb.)\*

### 2013-14 Season

**Jarell Eddie (4)**  
vs. Seton Hall (19 pts./11 rebs.)  
vs. Furman (14 pts./10 rebs.)  
vs. Radford (13 pts./10 rebs.)  
at Boston College (23 pts./10 rebs.)

**Trevor Thompson (2)**  
vs. WCU (15 pts./11 rebs.)\*  
vs. Wake Forest (10 pts./12 rebs.)\*

**C.J. Barksdale (1)**  
vs. Radford (14 pts./10 rebs.)

\* - career highs at the time

**A Lot of Points in a Double**

**Jarell Eddie** recorded his fourth double-double this season and seventh of his career with 23 points and 10 rebounds at Boston College ... The last time a Hokie scored at least 23 points in a double-double was on Dec. 8, 2012, when Erick Green had 23 points and 10 assists at West Virginia ... The last time a Hokie had at least 23 points in a double-double that included rebounds was on Feb. 13, 2011, when Jeff Allen had 25 points and 14 rebounds in a home win over Georgia Tech ... Allen had eight games of at least 20 points and 10 rebounds in his career.

**Hauling It In**

**Devin Wilson** grabbed a career-high seven rebounds in the loss to UNCG ... It is the most rebounds for a Virginia Tech freshman point guard since Malcolm Delaney grabbed eight rebounds in a win over Boston College on Feb. 26, 2008.

**Always There When You Need Him**

In the loss at Notre Dame, **Christian Beyer** earned his first collegiate start ... The walk-on has seen increased playing time in the new year due to injuries and other factors for the Hokies ... Coming off the bench at VCU, Beyer saw 16 minutes of action, all coming in the second half ... He led the team with eight rebounds, including three off the offensive glass ... In the loss to Clemson, Beyer led the team in rebounding and played a season and ACC-game high of 26 minutes ... He tied his career-high with 27 minutes played at Boston College, scoing seven points and grabbing six rebounds ... He grabbed four rebounds in just three minutes of action at Pittsburgh.



*Christian Beyer*

**Hokies in Overtime**

With the double overtime loss at No. 25/22 Pittsburgh, the Hokies are now 60-46 all-time in overtime games ... Tech is 1-1 this season and was 2-2 in overtime games last season ... Tech is 27-24 in road overtime games, 26-9 in home overtime games and 7-13 on neutral courts ... Tech is 13-6 in ACC overtime games ... Tech is 3-7 all-time in overtime games against ranked teams ... Tech is 5-9 in double-overtime games and 1-2 in triple overtime games.

**That's A Lot in A Little**

The win over VMI was the final game in a stretch that saw the Hokies open the season with four games in the first nine days of the regular season.

**TOP INDIVIDUAL PERFORMANCES**

**VIRGINIA TECH**

**Points**

34	Jarell Eddie vs. Winthrop
28	Adam Smith vs. Radford
27	Adam Smith vs. Michigan State
26	Devin Wilson vs. Wake Forest
24	Jarell Eddie at Miami
23	Jarell Eddie vs. Michigan State
23	Jarell Eddie at Boston College
22	Ben Emelogu vs. West Virginia
21	Jarell Eddie vs. VMI
21	Ben Emelogu vs. Maryland
20	Cadarian Raines at Notre Dame
20	Devin Wilson at Notre Dame
20	Jarell Eddie vs. Wake Forest

**Rebounds**

12	Trevor Thompson vs. Wake Forest
12	Trevor Thompson vs. Miami
11	Trevor Thompson vs. WCU
11	Jarell Eddie vs. Seton Hall
11	Cadarian Raines at Pittsburgh
10	Jarell Eddie vs. Furman
10	Jarell Eddie vs. Radford
10	C.J. Barksdale vs. Radford
10	Joey van Zegeren at Miami
10	Jarell Eddie at Boston College
10	Trevor Thompson at Maryland

**Assists**

11	Devin Wilson vs. Furman
9	Ben Emelogu, UMES
9	Devin Wilson vs. Miami
9	Devin Wilson vs. NC State
8	Devin Wilson vs. Seton Hall
8	Devin Wilson vs. Winthrop
7	Devin Wilson at Notre Dame
7	Devin Wilson vs. North Carolina
6	Devin Wilson vs. UNCG
5	five times

**Steals**

3	Cadarian Raines vs. WCU
3	Devin Wilson vs. Boston College
3	Devin Wilson at Florida State
3	Trevor Thompson at Duke
2	13 times

**Blocks**

6	Joey van Zegeren at Notre Dame
5	Joey van Zegeren vs. USC Upstate
5	Cadarian Raines vs. West Virginia
5	Trevor Thompson vs. VMI
5	Joey van Zegeren vs. Boston College
4	Jarell Eddie vs. Michigan State

**OPPONENTS**

**Points**

31	T.J. Warren, NC State
29	Adreian Payne, Michigan State
27	Stephen Croone, Furman
27	Melvin Johnson, VCU
24	Travis McKie, Wake Forest
24	Aaron Thomas, Florida State
22	Rodney Glasgow, VMI
22	QJ Peterson, VMI
21	Pat Connaughton, Notre Dame
21	Rodney Hood, Duke
20	D.J. Covington, VMI
20	Codi Miller-McIntyre, Wake Forest
20	Joe Rahon, Boston College (A)

**Rebounds**

12	Ryan Anderson, Boston College (H)
12	Jabari Parker, Duke
11	Devin Williams, West Virginia
11	Donnavan Kirk, Miami (A)
11	Juvonte Reddic, VCU
10	Jodd Maxey, USC Upstate
10	Adreian Payne, Michigan State
10	Branden Dawson, Michigan State
10	Eugene Teague, Seton Hall
10	Kyle Cain, UNCG
10	Jerami Grant, Syracuse
10	Rion Brown, Miami (H)
10	Akil Mitchell, Virginia (H)

**Assists**

11	Tyler Lewis, NC State
10	Codi Miller-McIntyre, Wake Forest
7	Juwan Staten, West Virginia
7	Keith Appling, Michigan State
7	Tyler Ennis, Syracuse
7	Seth Allen, Maryland
7	Tyler Thornton, Duke
6	JeQuan Lewis, VCU
6	Joe Rahon, Boston College (A)
5	seven times

**Steals**

5	JeQuan Lewis, VCU
4	QJ Peterson, VMI
4	Briante Weber, VCU
4	James Robinson, Pittsburgh
4	T.J. Warren, NC State
3	nine times

**Blocks**

5	Ryan Anderson, Boston College (A)
4	Kenneth Hall, WCU

**Spreading the Offense Around**

When **Will Johnston** and **Joey van Zegeren** scored in double figures in the win over Furman, it marked the ninth and 10th different players to record a double-figure scoring game this season ... Eight players scored at least 10 points in a game in the each of the previous four seasons.

**350 and Counting**

The Hokies have hit at least one three-pointer in every game since joining the ACC in the 2004-05 season ... Tech has now hit a three in 363 consecutive games, the most in school history ... Since the three-point arc was added to college basketball for the 1986-87 season, the Hokies have hit at least one three in all but three games ... The last time that the Hokies did not record a three-point field goal in a game was at Providence on Feb. 1, 2003.

## Rebounding Differential

In the win over VMI, the Hokies outrebounded the Keydets, 52-31 ... The 21-rebound differential is the largest for the Hokies since outrebounding Oklahoma State, 47-24, on Dec. 31, 2011 in a 67-61 Tech win in Stillwater.

## There's a First Time for Everything

**Will Johnston** made his first collegiate start at Virginia last year ... It marked the first time a walk-on had started for the Hokies since **Joey Racer** started in the home finale against NC State two seasons ago ... It was the first time that the Hokies have started a walk-on in a non-Senior Day situation since at least the 1999-2000 season ... In the loss at Notre Dame, walk-on **Christian Beyer** made his first collegiate start.

## Being Stingy

In the loss to Boston College on Jan. 11, the Hokies committed a season-low six turnovers ... That is the fewest turnovers for the Hokies in a game since committing five turnovers in a loss at Clemson on Jan. 27 last season ... The Hokies matched that total of six turnovers in the loss to Wake Forest.

## 500-Plus in the Cassell

The Hokies have a 538-174 overall record in Cassell, good for a .756 winning percentage ... Tech was 8-10 in Cassell Coliseum this season ... Tech was 11-7 in the 2011-12 season and was 12-4 in Cassell the season before, the 50th year for the arena ... The win over Florida State on Jan. 8, 2011, was the 500th victory in the building ... The win over FSU in 2008 marked the Hokies' 600th game played in Cassell Coliseum ... Tech defeated Rhode Island, 86-63, on Nov. 20, 2002, in its 500th game in the arena ... Tech has had just one break-even home season and two losing seasons in Cassell Coliseum ... The 17 victories for the Hokies at home in the 2009-10 season set a new Cassell Coliseum and school record.

## Hitting Threes

The Hokies made a season-high 13 three-pointers in the loss to No. 1 Michigan State ... It is the most three-point field goals made by the Hokies since they made 14 threes in a win at UNC Greensboro on Nov. 19, 2012 ... With the 12 made three-pointers in the win over Furman, Tech made 10-or-more three-pointers in four consecutive games, the first time that has happened at least since the 1999-2000 season ... With the 12 three-point field goals in the overtime win at Miami, the Hokies have made at least 10 three-pointers in five of their 18 games, plus five more games of 8-or-more three-pointers.

## The Floor General

**Devin Wilson** has made a stellar debut at Virginia Tech ... Wilson played 34 minutes and scored four points, had four rebounds and three assists, while committing just three turnovers in the loss to USC Upstate... It marked the first time the Hokies had started a freshman at the point in a season-opener since Nov. 9, 2007, when Hank Thorns got the start against Elon in the first game of the 2007-08 season (That's correct, Malcolm Delaney came off the bench in that, his first collegiate game) ... Wilson leads the team in assists, steals and minutes played this season.

## Call It a Comeback

Virginia Tech trailed West Virginia, 29-12, with 8:21 remaining in the first half ... From that point forward, the Hokies outscored their rivals from Morgantown, 75-52, to claim an 87-82 victory ... The 17 points is the largest deficit overcome by the Hokies since Feb. 8, 2009, when Tech came back from an 18-point deficit in an overtime win at NC State ... In the overtime win at Miami, the Hokies came back from a 13-point second-half deficit, the largest deficit overcome in a conference game by Tech since the NC State game.

## Cleaning the Glass

The Hokies grabbed a season-high 22 offensive rebounds in the loss to Wake Forest ... The 22 total is tied for the second-most in a game by the Hokies since joining the ACC and is the most by the Hokies against an ACC opponent in a regulation game since joining the league in 2004-05 season ... The last time the Hokies had 22 offensive rebounds in a game was in a 59-57 win over Oklahoma State in the Preseason NIT at Madison Square Garden in 2011 ... Tech grabbed 27 offensive rebounds in a 104-100 double overtime loss to Maryland in Cassell Coliseum on Feb. 27, 2007 ... It is the 11th time that Tech has grabbed 20-or-more offensive rebounds in a game since joining the ACC and the sixth time with 20-or-more offensive rebounds in an ACC game.

## Captain Ben

**Ben Emelogu** was named a team captain this season as a freshman for the Hokies early in the preseason ... The guard from Grand Prairie, Texas came to Tech during the summer and established himself with his teammates immediately, earning the honor ... It took a great effort to even play in the Western Carolina game, as Emelogu was suffering from flu-like symptoms and received an IV prior to the game ... He scored 16 points in 27 minutes in that victory.

## Points for Pondering

**Led VT in Scoring:** Eddie (14), Wilson (7), Smith (3), Emelogu (3), Raines (2), Barksdale (2), van Zegeren (2), Wood (1), Thompson (1)  
**Double Figure Scoring Games:** Eddie (19), Wilson (10), Emelogu (9), Smith (7), Barksdale (7), van Zegeren (4), Raines (3), Wood (3), Thompson (3), Johnston (2)  
**40-point Games:** none  
**30-39-point Games:** Eddie (1)  
**20-29-point Games:** Eddie (5), Smith (2), Wilson (2), Emelogu (2), Raines (1)  
**Led VT in Rebounding:** van Zegeren (9), Eddie (8), Thompson (6), Wood (3), Raines (3), Barksdale (3), Beyer (2), Emelogu (1), Wilson (1)  
**Double Figure Rebounding Games:** Eddie (4), Thompson (3), Barksdale (1), van Zegeren (1), Raines (1)  
**Led VT in Assists:** Wilson (23), Smith (3), Eddie (3), Emelogu (3), Raines (1), Johnston (1)  
**Double Figure Assist Games:** Wilson (1)  
**Double-Doubles:** Eddie (4), Thompson (2), Barksdale (1)  
**Most Points in a Half:** 61 (2nd vs. VMI)  
**Fewest Points in a Half:** 17 (1st at UVa)  
**Most Points Allowed in a Half:** 59 (2nd vs. VMI)  
**Fewest Points Allowed in a Half:** 15 (1st vs. Miami)  
**Largest Lead:** 27 pts. (67-40 vs. UMES)  
**Largest Deficit:** 34 pts. (47-81, vs. VCU)  
**Largest Margin of Victory:** 25 pts. (81-56 vs. Radford)  
**Largest Margin of Defeat:** 30 pts. (52-82 vs. VCU)  
**Largest Deficit Overcome in a Victory:** 17 pts. (12-29, vs. WVU)  
**Largest Lead Lost in a Loss:** 11 pts. (43-32 vs. UNCG and 40-29 vs. Virginia))  
**Largest Halftime Lead:** 23 pts. (46-23 vs. UMES)  
**Largest Halftime Deficit:** 20 pts. (22-42 vs. VCU)  
**Average Margin of Victory:** 13.8 ppp  
**Average Margin of Defeat:** 12.0 ppp  
**Average Margin:** -3.9 ppg  
 \*- Includes ties

## Career Scoring

Here is where **Jarell Eddie** stands on the list of 1,000-point scorers at Virginia Tech.

### Career Scoring

32. Dorenzo Hudson (2007-12).....	1,200
33. Jeff Schneider (1978-82).....	1,178
34. Rolan Roberts (1997-00).....	1,169
35. Dick Sayre (1947-51).....	1,165
36. <b>Jarell Eddie (2010-present).....</b>	<b>1,161</b>

## On This Date

Virginia Tech is 4-5 all-time in games played on March 8 ... Tech won its game on this date, a 68-63 win over Clemson in the first round of the 2012 ACC Tournament, across town at Philips Arena ... Tech is 0-2 in road games on this date ... The Hokies have never played Georgia Tech on this date and are 0-1 in ACC games on March 8 ... Tech is 1-2 against teams currently in the ACC on this date ... Tech is 444-415 all-time on Saturdays.

### Where to Find It

Many Virginia Tech men's basketball facts are available on hokiesports.com ... Below is a listing of URLs that may be helpful to the media.

#### The Last Time:

http://www.hokiesports.com/lasttime.html

#### Tech's all-time games against ranked opponents:

http://www.hokiesports.com/mbasketball/rankedopp.html

#### Opponent History:

http://www.hokiesports.com/mbasketball/opponents.html

#### Past Schedules:

http://www.hokiesports.com/mbasketball/pastschedules.html

#### All-time overtime games:

http://www.hokiesports.com/lasttime.html go to men's basketball and toggle the "Show Only OT Games" button

The Last Time page is customizable to search a wide range of topics.

Player bio pages have career highs, multiple splits and career game-by-game stats.

### Virginia Tech Media Policies

Virginia Tech will adhere to the following media practices on the road this season ... Immediately following each Virginia Tech men's basketball road game, head coach James Johnson will address the team in the locker room ... After a 5-10 minute period, he will leave the locker room to do his radio interviews ... At this time, 3-4 Virginia Tech players will be available in the hall outside the team locker room, or in an area designated by the host SID ... This area will NOT be the post-game interview room ... This will be the only availability for Virginia Tech players post-game ... Following Coach Johnson's radio obligations, he will proceed directly to the post-game interview room and make his post-game remarks to the media there ... Players will not be available in the locker room area following Coach Johnson's post-game interviews.

### Our Name, Please

When referring to Virginia Tech, we ask that you please leave it at that - Virginia Tech ... Virginia Tech University is not now and never has been a name for the school ... The official name of the university is Virginia Polytechnic Institute and State University ... "Vah Tech", VPI, VPI&SU, VPI and SU and Va. Tech are also not recognized names and should not be used ... VT is acceptable as a shortened, agate form ... When referring to the school by its nickname, please use "Hokies" ... Your help in these matters is appreciated.

## Virginia Tech Athletics Communications

### ON THE INTERNET

#### www.hokiesports.com

The official Web site of Virginia Tech athletics provides media and fans with schedules, results, rosters, bios, statistics, general releases and game notes on the Hokies.



The Gameday section has live stats, radio and television coverage information and other pertinent information. This section is for home games only.

#### hokiesports.com/media

A media-only Web site is designed to make the media's job easier. Here you will find high-resolution, color mug shots of every Hokie basketball player and coach available to download. Please contact the Athletics Communications Office for access to this media-only site.

#### Twitter

Follow the Hokies on Twitter @VT\_MBBall.

#### Instagram

Follow the Hokies on Instagram @vthokiemb.

#### www.theacc.com

Updated standings, results, schedules, statistics and notes are posted each week during the season.

### WHO TO CONTACT

#### Request for Interviews

##### Men's Basketball ACO

Bill Dyer  
(540) 231-8852 - office  
(540) 998-5906 - cell  
wdyer@vt.edu

##### Secondary Contact

Rachel Perreault  
(540) 231-2228 - office  
(603) 767-6492 - cell  
rachelp5@vt.edu

#### Requests for Photos

##### Director of Photography

Dave Knachel  
(540) 231-1838  
dknachel@vt.edu



### Bill Dyer

Associate Director of Athletics Communications



### Rachel Perreault

Assistant Director of Athletics Communications

### What is a Hokie?

That's the most frequently asked question regarding Virginia Tech athletics ... The answer leads all the way back to 1896 when Virginia Agricultural and Mechanical College changed its name to Virginia Polytechnic Institute ... With the change came the necessity for writing a new cheer and a contest for such a purpose was held by the student body ... Senior O.M. Stull won first prize for his "Old Hokie" yell which still is used today ... Later, when asked if "Hokie" had any special meaning, Stull explained the words he used had no hidden or symbolic meaning, but had been thought up in an effort to get attention ... Hokie soon became a nickname for all Tech teams and for those people loyal to Tech athletics.

### How To Say It

Cassell Coliseum ..... Castle  
Cadarian Raines.....suh-DARE-ee-un  
Christian Beyer .....BYE-ur  
Jarell Eddie.....ju-RELL  
Joey van Zegeren .....van ZEG-rin  
Kurt Kanaskie .....kuh-NAS-key  
Ramon Williams.....RAY-mon  
Ben Emelogu.....eeh-MEL-o-goo  
Malik Mueller .....mah-LEEK MEW-lur

### Attendance Figures

Virginia Tech, like other ACC schools, announces total tickets distributed at home games ... That includes season tickets, individual game tickets and student tickets.

### ACC Legends

Here is a list of Virginia Tech players honored each year as an ACC Legend ... This season's honoree will be announced in late January.

#### ACC Legends

2005	Allan Bristow
2006	Dell Curry
2007	Bimbo Coles
2008	Glen Combs
2009	John Wetzel
2010	Chris Smith
2011	Wayne Robinson
2012	Dale Solomon
2013	Ace Custis
2014	<b>Bobby Stevens</b>

## The Multi-Lingual Big Man

Communicating with **Joey van Zegeren** is easy for most students at Virginia Tech, regardless of nationality ... The redshirt sophomore from The Netherlands is fluent in five languages and has understanding of several others ... If you see him around campus, make sure to say "Hello", or "Hola", or "Hallo", or "Bonjour", or, well, you get the idea.

## Eddie was Honored

**Jarell Eddie** was named the ACC Player of the Week for the week ending Dec. 9, 2013 ... This was the first time that Eddie won the award and is the first Hokie to earn the honor this season ... The same week, Tech women's basketball player Uju Ugoka won the same award for ACC women, marking the first time since joining the conference in 2004 that the Hokies have swept both the men's and women's award in the same week ... He was named to the All-Tournament team of the Coaches Vs. Cancer Classic.

## Second Half Surge

**Devin Wilson** set a then-career-high with 20 points in the loss at Notre Dame ... Entering the locker room at intermission, he had two points ... His 18 second-half points is the most by a Hokie this season and the most second half points by a Hokie since Erick Green scored 21 points in the second half at Virginia on Feb. 12, 2013 ... Wilson upped his career-high to 26 points in the loss to Wake Forest, 25 points coming in the second half.

## Back in the Cassell

The Hokies returned to Cassell Coliseum on Feb. 15 for the first time in two weeks ... The game against Maryland on Feb. 1 was the Hokies' only home game between Jan. 22 and Feb. 15 and the second between Jan. 15 and Feb. 15 ... Tech opened January with a three-game home stand, but all three of those games came before school started on Jan. 21 ... The NC State game was the final game of another three-game home stand ... Tech finishes the season with three-of-the-final-four games on the road.

## Hot Night at the Line

In the loss to No. 1 Michigan State, the Hokies were 14-15 from the free throw line ... The 93.3 percent is Tech's highest free throw percentage in a game in which they have shot at least 10 free throws since Feb. 21, 2010, when the Hokies made 15-16 from the line in a loss at No. 6 Duke ... An interesting side note, the Hokies have made 25 of their last 26 free throw attempts against Big Ten Conference opponents (96.2 percent).

## Hokies in ACC Stats

### INDIVIDUALS

	All	ACC
<b>Scoring</b>		
Jarell Eddie	18th	---
<b>Assists</b>		
Devin Wilson	3rd	5th
<b>3-pt. FG Percentage</b>		
Jarell Eddie	7th	---
<b>3-pt. FG Made</b>		
Jarell Eddie	2nd	T 10th
<b>Blocked Shots</b>		
Joey van Zegeren	5th	5th
<b>Minutes Played</b>		
Devin Wilson	9th	5th

### TEAM

	All	ACC
Scoring Offense	13th	15th
Scoring Defense	9th	7th
Scoring Margin	14th	15th
Free Throw Percentage	12th	15th
Field Goal Percentages	15th	15th
Field Goal % Defense	4th	5th
3-pt. FG Percentage	4th	12th
3-pt. FG% Defense	8th	8th
Rebounding Offense	3rd	4th
Rebounding Defense	12th	12th
Rebounding Margin	6th	8th
Blocked Shots	5th	6th
Assists	13th	13th
Steals	15th	15th
Turnover Margin	15th	15th
Assist/TO Ratio	14th	14th
Offensive Rebounds	9th	7th
Defensive Rebounds	1st	4th
Defensive Rebound Percentage	5th	6th
Offensive Rebound Percentage	13th	11th
Three-Pointers Made	5th	7th



includes games of March 6, 2014

## Lotsa Swats

Virginia Tech recorded 13 blocked shots in the win over West Virginia ... The last time Tech blocked more than 13 shots in a game was on Dec. 9, 2009, when the Hokies tied a school record of 15 blocks in a win over VMI in Cassell Coliseum ... Tech also blocked 15 shots in a win over Coastal Carolina on Dec. 4, 1993.

## Big Lead in the Locker Room

Virginia Tech took a 38-18 lead into the locker room at halftime in the win over Western Carolina ... The 20-point lead was the Hokies' largest halftime lead since a 44-24 lead against Wake Forest in Cassell Coliseum on Jan. 15, 2011 ... The last time the Hokies led by more than 20 points at the half was a 50-11 lead over Mount St. Mary's in Cassell Coliseum on Jan. 2, 2011.

## Season Blocked Shots

Here is where **Joey van Zegeren** stands on the list of single-season blocked shots at Virginia Tech.

### Single-Season Blocked Shots

1. Roy Brow (1987-88).....	100
2. Roy Brow (1986-87).....	86
3. Jimmy Carruth (1993-94).....	68
4. Rolan Roberts (1997-98).....	60
5. Rolan Roberts (1998-99).....	57
6. Bobby Beecher (1982-83).....	56
7. <b>Joey van Zegeren (2013-14).....</b>	<b>52</b>

## Radio Network


Abingdon.....	WFHG-FM	92.7 FM
Blacksburg.....	WBRW-FM	105.3 FM
Blackstone.....	WBBC-FM	93.5 FM
Bluefield, WV.....	WKOY-FM	100.9 FM
Bristol.....	WFHG-AM	980 AM
Charlottesville.....	WKAV-AM	1400 AM
Clifton Forge.....	WJVR-FM	101.9 FM
Clincho.....	WDIC-AM	1430 AM
Clintonville.....	WDIC-FM	92.1 FM
Danville/Chatham/Gretna.....	WMNA-FM	106.3 FM
Galax.....	WWWJ-AM	1360 AM
Gate City.....	WGAT-AM	1050 AM
Harrisonburg.....	WSIG-FM	96.9 FM
Jacksonville, N.C.....	WAVQ-AM	1400 AM
Lebanon.....	WLRV-AM	1380 AM
Luray.....	WMXH-FM	105.7 FM
Lynchburg.....	WLNJ-FM	105.9 FM
Marion.....	WOLD-FM	102.5 FM
Martinsville.....	WMVA-AM	1450 AM
Morningside, Md.....	WNEW-AM	1580 AM
New Bern, N.C.....	WWNB-AM	1490 AM
New Bern, NC.....	WWNB-FM	103.9 FM
Norfolk.....	WNIS-AM	790 AM
Richmond.....	WRNL-AM	910 AM
Richmond.....	WRVA-AM	*1140 AM
Roanoke.....	WSNV-FM	93.5 FM
Staunton.....	WTON-AM	1240 AM
Tazewell.....	WKOY-FM	100.9 FM
Warsaw.....	WNNT-FM	107.5 FM
Warsaw.....	WNNT-AM	690 AM
Washington, DC.....	WJFK-FM	106.7 FM
White Stone.....	WIGO-FM	104.9 FM
Winchester.....	WINC-AM	1400 AM
Wytheville.....	WXBX-FM	95.3 FM

\* Station will carry night games only



# The Last Time That...

- Tech scored 100 points and won: 105-92, vs. VMI, 11-18-13
- Tech scored 100 points and lost: 100-104 2OT vs. Maryland, 2-27-10
- Tech played in overtime: 61-60, OT, at Miami, 12-8-13
- Tech played in consecutive overtime games: 75-74 at Clemson, 2-8-06 & 77-81 at Virginia, 2-11-06
- Tech played 2 OT: 57-62, 2OT at Pittsburgh, 2-8-14
- Tech played 3 OT: 86-90 at WVU, 2-2-83
- Tech scored 100+ points: 105-92, vs. VMI, 11-18-13
- Tech scored 90-99 points: 95-79, vs. Iowa, 11-27-12
- Tech scored 80-89 points: 82-66, vs. UMES, 12-31-13
- Tech scored 70-79 points: 77-83, vs. Wake Forest, 1-22-14
- Tech scored 60-69 points: 64-71, vs. NC State, 2-22-14
- Tech scored 50-59 points: 56-60, vs. North Carolina, 3-1-14
- Tech scored 40-49 points: 47-64 at Maryland, 3-4-14
- Tech scored 30-39 points: 33-43 at East Carolina, 1966-67 season
- Tech scored 20-29 points: 27-40 at McGuire Gen., 1945-46 season
- Tech scored 10-19 points: 16-45 at Virginia, 1938-1939 season
- Tech scored less than 10 points: 7-31 at W&L, 1922-1923 season
- Tech allowed 100+ points: 100-104, 2OT vs. Maryland, 2-27-10
- Tech allowed 90-99 points: 77-96, vs. Michigan State, 11-22-13
- Tech allowed 80-89 points: 60-80, vs. Maryland, 2-1-14
- Tech allowed 70-79 points: 64-71, vs. NC State, 2-22-14
- Tech allowed 60-69 points: 47-64 at Maryland, 3-4-14
- Tech allowed 50-59 points: 53-57, vs. Virginia, 2-18-14
- Tech allowed 40-49 points: 52-45, vs. Miami, 2-15-14
- Tech allowed 30-39 points: 99-34, vs. Mount St. Mary's, 1-2-11
- Tech allowed 20-29 points: 31-25 vs. Richmond, 2-1-46
- Tech allowed 10-19 points: 60-19 vs. Lynchburg College, 1-9-46
- Tech allowed less than 10 points: 28-9 vs. Hampden-Sydney, 1-17-23
- Largest margin of victory: 83 points vs. Randolph Macon Academy, 87-4, 1-10-11
- Largest margin of victory in an ACC game: 29 points vs. Wake Forest, 94-65, 1-15-11
- Two Tech players recorded double-doubles in a game: C.J. Barksdale (14 pts./10 rebs.) & Jarell Eddie (13 pts./10 rebs.) vs. Radford, 11-29-13
- Two Tech players recorded double-doubles in consecutive games: vs. UNC, ACC Tournament, 3-13-09 and vs. Duquesne, NIT, 3-18-09
- Tech player had five or more steals: Manny Atkins (5) vs. Mount St. Mary's, 1-2-11
- Tech player had 10 or more assists in a game: Devin Wilson (11) vs. Furman, 11-26-13
- Tech player had 20 or more rebounds in a game: Jeff Allen (21) vs. Longwood, 12-14-08
- Two Tech players had double figures in rebounds: C.J. Barksdale (10 rebs.) & Jarell Eddie (10 rebs.) vs. Radford, 11-29-13
- Two Tech players had five or more assists: Devin Wilson (5) & Adam Smith (5) vs. Michigan State, 11-22-13



## 2013-14 Starters

Wilson, Smith, Eddie, Wood, Raines.....	3-2
Wilson, Smith, Eddie, Barksdale, van Zegeren .....	1-0
Wilson, Johnston, Eddie, Wood, van Zegeren .....	1-0
Wilson, Smith, Eddie, Barksdale, Raines .....	1-1
Wilson, Johnston, Eddie, Barksdale, van Zegeren.....	1-2
Wilson, Emelogu, Eddie, Thompson, van Zegeren.....	1-4
Wilson, Emelogu, Eddie, Wood, van Zegeren.....	1-4
Wilson, Smith, Beyer, Barksdale, van Zegeren.....	0-1
Wilson, Emelogu, Eddie, Barksdale, van Zegeren .....	0-2
Wilson, Johnston, Eddie, Thompson, van Zegeren .....	0-4

## Coming Next Year

Virginia Tech has announced the signing of three players to national letters of intent ... Justin Bibbs, a 6-5, 205 lbs., guard from Dayton, Ohio, Jalen Hudson, a 6-5, 190 lbs. guard from Akron, Ohio and T.J. Lang, a 6-7, 190 lbs., wing from Mobile, Ala., all signed with the Hokies on Nov. 13 and will join the program in the fall of 2014.

## What's Next

The Hokies will play in the opening round of the 61st ACC Tournament in the Greensboro Coliseum on Wednesday afternoon ... Although the Hokies' first opponent is still to be determined, Tech will play at 3:30 p.m. on The ACC Network and ESPN2/U.

## NCAA Stats

As of March 3, 2014, the Hokies are 35th nationally in field goal percentage defense and tied for 51st in blocked shots per game.



# The Last Time That...

Two Tech players scored 20 or more points: Devin Wilson (26 points) & Jarell Eddie (20 points) vs. Wake Forest, 1-22-14  
 Two Tech players scored 20 or more points in consecutive games: Erick Green & Jarell Eddie 11-19-12 & 11-23-12  
 Tech freshman scored 20 or more points in a game: 26, Devin Wilson, vs. Wake Forest, 1-22-14  
 Two Tech freshmen scored in double figures in a game: Trevor Thompson (10 pts.) & Devin Wilson (26 pts.) vs. Wake Forest, 1-22-14  
 Tech player scored 30-39 points in a game: 34, Jarell Eddie vs. Winthrop, 12-3-13  
 Tech player scored 40-49 points in a game: 41, Dorenzo Hudson vs. Seton Hall, 1-2-10  
 Tech player scored 50+ points in a game: 51, Bimbo Coles vs. Southern Miss., 2-6-88  
 Tech defeated a ranked opponent on the road: 80-77 at No. 12/13 Clemson, 2-25-09  
 Tech defeated a ranked opponent at home: 81-71, vs. No. 15/17 Oklahoma State, 12-1-12  
 Tech defeated a ranked opponent on a neutral court: 72-64, vs. No. 21 Virginia, 12-28-95, Roanoke Civic Center  
 Tech player had consecutive double-doubles: Jarell Eddie, 11-26-13 & 11-29-13  
 Tech player had seven consecutive double-doubles: Jeff Allen, 1-25-11, 1-30-11, 2-2-11, 2-5-11, 2-13-11, 2-15-11 & 2-19-11  
 Tech held opponent without a double-figure scorer: 65-47 vs. Miami, ACC Tournament, 3-12-09  
 No Tech player scored in double figures: 41-57 vs. Temple, 2-25-96  
 Tech had five players score in double figures: 75-54, vs. Furman, 11-26-13  
 Tech had six players score in double figures: vs. Wake Forest, 1-15-11  
 Tech did not make a three-point field goal: at Providence, 2-1-03  
 Tech's opponent did not make a three-point field goal: at NC State, 2-10-10  
 Tech did not shoot a free throw in the first half: at Miami, 12-8-13  
 Tech did not shoot a free throw in the second half: vs. Virginia, 12-5-10  
 Tech allowed a triple-double: Iman Shumpert (22 pts., 12 rebs., 11 assists), at Georgia Tech, 1-25-11  
 Tech held an opponent under 10 points in a half: 9 points, vs. Eastern Michigan, 12-22-11  
 Tech held an opponent under 20 points in a half: 17 pts., vs. Furman, 11-26-13  
 Tech had double-figures in blocked shots: 13, 87-82, vs. West Virginia, 11-12-13  
 Tech came back from a double-figure deficit to win: 13 pts. (37-24), at Miami, 12-8-13  
 Tech led by 20-or-more points at half time of a game: 20 pts., 38-18, vs. WCU, 11-15-13

## He's Legendary

Former Virginia Tech standout Bobby Stevens has been named to the 2014 ACC Men's Basketball Legends Class ... Stevens was a sharpshooting, ball-hawking guard who helped provide the leadership for head coach Don Devoe's 1973 Virginia Tech basketball team which ended up winning the school's first national championship in basketball, claiming the 1973 National Invitation Tournament title in New York's Madison Square Garden with a 92-91 overtime win against Notre Dame ... With the clock running down and Tech trailing by a point, Stevens, who had seven points in the overtime session, threw up a shot which missed, but he was able to get the long rebound and quickly put up a shot at the buzzer that gave the Hokies a one-point overtime upset win over the Irish and the NIT Championship ... The Legends will be honored at this year's ACC Men's Basketball Tournament in Greensboro at the annual ACC Basketball Legends Brunch, which will be held on Saturday, March 15, beginning at 10 a.m. in the Guilford Ballroom of the Sheraton Four Seasons Hotel.



## Freshman Points

Since 1999, Virginia Tech freshmen have scored 20-or-more points in a game 19 times, most recently a 21-point game by **Ben Emelogu** vs. Maryland on Feb. 1 ... Here is a list of the top five performances on that list.

29	A.D. Vassallo at Wake Forest, 1-28-06
26	<b>Devin Wilson vs. Wake Forest, 1-22-14</b>
24	Brian Chase vs. La Salle, 3-1-00
23	Brian Chase at Rhode Island, 2-12-00
22	Brian Chase vs. Auburn, 12-21-99 (San Juan)
22	<b>Ben Emelogu vs. West Virginia, 11-12-13</b>

## Compare & Contrast

<b>VT</b> .....	<b>GT</b>
63.7 .....	Points .....66.7
67.5 .....	Points Allowed.....67.1
40.7% .....	FG%.....43.3%
40.1% .....	FG% Defense.....42.2%
36.3% .....	3FG%.....31.5%
32.8% .....	3FG% Defense.....33.6%
65.3% .....	FT%.....68.4%
37.5 .....	Rebounds .....36.1
+3.1 .....	Rebound Margin..... +2.8
11.0 .....	Assists.....13.2
13.0 .....	Turnovers.....12.3
3.4.....	Steals..... 5.1
4.8.....	Blocks ..... 4.3

## VT App

Virginia Tech basketball game broadcasts can be heard throughout the mid-Atlantic region on a network of radio stations and on SiriusXM Satellite radio ... Fans can also follow the action of the Virginia Tech IMG Sports Network on their iPhone, Android and BlackBerry devices ... The official mobile application of Virginia Tech athletics, HokiesXtra, offers easy and instant access to up-to-the-minute news, scores, live game play-by-play, stats, schedules and rosters, streaming audio and more.

The free mobile application will include access to the following features:

HEADLINES  
 LIVE GAME SCORING  
 SCHEDULES AND SCORES  
 LIVE SCORING UPDATES  
 PLAY-BY-PLAY COVERAGE  
 PLAYER AND TEAM STATS  
 BOX SCORE  
 ON-DEMAND VIDEO  
 (SUBJECT TO VIDEO AVAILABILITY)  
 ROSTERS  
 IN-APP ALERT SYSTEM  
 SHARING VIA EMAIL AND FACEBOOK

# Head Coach James Johnson



James Johnson is in his second season as Virginia Tech's head men's basketball coach. Due to a rash of injuries this season, Johnson has had to alter from his preferred up-tempo style of offense and defense to allow the Hokies to be more competitive through this stretch, but, with a fresh infusion of talent for the 2014-15 season, Tech will see a more pressure-oriented offense and defense.

During Johnson's first season, senior guard Erick Green became the first Hokie ever to be named the Atlantic Coast Conference Player of the Year and to lead the nation in scoring. Johnson and the Hokies defeated No. 15 Oklahoma State in December in Cassell Coliseum, earning the new coach a victory in his first-ever game against a nationally-ranked team.

Just as important, two Hokies, Jarell Eddie and Christian Beyer were named to the 2013 All-ACC Academic team. And in 2014, a league-high four Hokies were named to the academic team, Eddie, Will Johnston, Joey van Zegeren and Trevor Thompson. Johnson has renewed a pledge to better involve the program into the daily life of the Virginia Tech campus and the New River Valley community. In the past year, the program became a part of the Christmas Store, Special Olympics and other activities and charities in the area.

No stranger to the Hokie Nation,

Johnson spent the previous five seasons on the men's basketball staff at Virginia Tech. He was an assistant coach from 2007-2011 before being promoted to associate head coach prior to last season. He had accepted an assistant coaches' position at Clemson on April 13 of this year, but returns to Blacksburg to take over the reins of the men's basketball program. Director of Athletics Jim Weaver named Johnson to the position on May 1, 2012.

"I am pleased with Coach Johnson's first year as head coach," Weaver said. "He has surrounded himself with an excellent staff who cares about the players and their development in both the classroom and the basketball court."

Johnson joined the Hokies following two seasons as an assistant at George Mason. While at Mason, he focused on organizing the team's defensive efforts in practice and games. The Patriots were a combined 45-23 in his two seasons and advanced to the 2006 NCAA Final Four. Before GMU, Johnson spent two seasons as an assistant coach at Penn State. He was the recruitment coordinator for the Nittany Lions. Prior to Penn State, Johnson had a one-year stint as an assistant at the College of Charleston and he spent two years as an assistant at Elon.

"Virginia Tech and the Hokie Nation have a special place in my heart and I am blessed and excited for the opportunity to become the head basketball coach," Johnson said at the time of his hiring. "I look forward to working with a great group of young men and moving



forward with this program."

Johnson, a native of Powhatan, Va., was a four-year player and three-year starter at Ferrum College. A three-time Defensive Player of the Year, he helped guide his team to two conference championships and a berth in the NCAA Division III Tournament. He was also voted his team's Most Valuable Player in 1993. In 2001, Johnson was selected as one of the Top 10 players in Ferrum basketball history. In September of 2009, Johnson was elected into the Ferrum College Athletic Hall of Fame.

After graduating from Ferrum with a bachelor of science in psychology in 1993, he immediately stepped into the coaching ranks at his alma mater and served as an assistant for two seasons. Johnson helped guide the Panthers to a regular-season conference title. In 1995, Johnson moved on to Longwood College as an assistant and then spent one year at Hargrave Military Academy, where he worked with the post-graduate team. In 1997, he began a three-year run as an assistant at Old Dominion. Johnson is a member of the Black Coaches Association (BCA) and the National Association of Basketball Coaches (NABC). In March 2001, Rivals.com named Johnson one of the Top 20 Assistant Coaches at Mid-Major Division I Schools. He was a squad leader in the Army National Guard from 1989-91.

# 2013-14 VIRGINIA TECH

## MEN'S BASKETBALL ROSTER

### Alphabetical Listing

No.	Name	POS	HT	WT	CL	HOMETOWN	HS/OTHER
42	C.J. Barksdale	F	6-8	235	Jr.	Danville, Va.	Hargrave Military Academy
22	Christian Beyer	F	6-7	200	Jr.	New Bern, N.C.	New Bern
14	Greg Donlon	F	6-8	230	So.	Midlothian, Va.	Cosby
31	Jarell Eddie	F	6-7	220	Sr.	Charlotte, N.C.	The Cannon School
15	Ben Emelogu	G	6-5	205	Fr.	Grand Prairie, Tex.	South Grand Prairie
25	Will Johnston	G	6-3	185	Jr.	Midlothian, Va.	Midlothian
21	Maurice Kirby	F	6-9	235	Fr.	Chandler, Ariz.	Basha
1	Malik Mueller*	G	6-3	210	Fr.	Ehingen, Germany	Urspring
4	Cadarian Raines	F	6-9	238	r-Sr.	Petersburg, Va.	Petersburg
3	Adam Smith	G	6-1	170	r-So.	Jonesboro, Ga.	Fayette County
32	Trevor Thompson	F	6-11	210	Fr.	Indianapolis, Ind.	St. John's Northwestern Military Academy
2	Joey van Zegeren	F	6-10	225	r-So.	Hoogeveen, The Netherlands	Canarias Basketball Academy
11	Devin Wilson	G	6-4	185	Fr.	McKees Rocks, Pa.	Montour
33	Marshall Wood	F	6-8	230	So.	Rustburg, Va.	Rustburg

### Numerical Listing

No.	Name	POS	HT	WT	CL	HOMETOWN	HS/OTHER
1	Malik Mueller*	G	6-3	210	Fr.	Ehingen, Germany	Urspring
2	Joey van Zegeren	F	6-10	225	r-So.	Hoogeveen, The Netherlands	Canarias Basketball Academy
3	Adam Smith	G	6-1	170	r-So.	Jonesboro, Ga.	Fayette County
4	Cadarian Raines	F	6-9	238	r-Sr.	Petersburg, Va.	Petersburg
11	Devin Wilson	G	6-4	185	Fr.	McKees Rocks, Pa.	Montour
14	Greg Donlon	F	6-8	230	So.	Midlothian, Va.	Cosby
15	Ben Emelogu	G	6-5	205	Fr.	Grand Prairie, Tex.	South Grand Prairie
21	Maurice Kirby	F	6-9	235	Fr.	Chandler, Ariz.	Basha
22	Christian Beyer	F	6-7	200	Jr.	New Bern, N.C.	New Bern
25	Will Johnston	G	6-3	185	Jr.	Midlothian, Va.	Midlothian
31	Jarell Eddie	F	6-7	220	Sr.	Charlotte, N.C.	The Cannon School
32	Trevor Thompson	F	6-11	210	Fr.	Indianapolis, Ind.	St. John's Northwestern Military Academy
33	Marshall Wood	F	6-8	230	So.	Rustburg, Va.	Rustburg
42	C.J. Barksdale	F	6-8	235	Jr.	Danville, Va.	Hargrave Military Academy

\* - Must sit out 2013-14 season

### Coaching Staff

**Head Coach:** James Johnson (Ferrum, 1993)

**Assistant Coaches:** Kurt Kanaskie (La Salle, 1980), Andy Moore (Muskingum College, 1992), Ramon Williams (VMI, 1990)

**Director of Men's Basketball Operations:** Rob Harris (Shenandoah, 1991)

**Director of Strength & Conditioning, Basketball Programs:** David Jackson (Virginia Tech, 1997)

(as of 12-30-2013)

# CADARIAN RAINES

R-SENIOR • FORWARD • 6-9 • 238  
PETERSBURG, VA. • PETERSBURG

# #4



## SEASON STATISTICS

## SEASON/CAREER GAME HIGHS

Opponent	Min	FG-A-%	3FG-A-%	FT-A-%	O-D-T	A	TO	Blk	Stl	Pts
- USC UPSTATE #	26	7-10-.700	0-0-.000	3-4-.750	0-4-4	1	1	0	1	17
- WEST VIRGINIA	16	1-2-.500	0-0-.000	2-2-1.000	1-3-4	0	3	5	0	4
- WESTERN CAROLINA #	21	1-3-.333	0-0-.000	3-5-.600	3-4-7	2	0	0	3	5
- VMI	21	3-3-1.000	0-0-.000	3-4-.750	4-1-5	2	3	2	0	9
- No. 1 Michigan State #	12	0-5-.000	0-0-.000	0-0-.000	1-1-2	0	1	0	0	0
- Seton Hall #	18	2-3-.667	0-0-.000	0-0-.000	1-3-4	0	2	0	0	4
- FURMAN	3	0-0-.000	0-0-.000	0-0-.000	0-1-1	0	0	0	0	0
RADFORD		-- DNP --								
WINTHROP	15	3-4-.750	0-0-.000	2-2-1.000	2-2-4	1	0	2	0	8
Miami *	11	0-1-.000	0-0-.000	0-0-.000	0-1-1	0	0	0	0	0
Virginia Commonwealth ^		-- DNP --								
UNCG	7	0-0-.000	0-0-.000	0-2-.000	0-1-1	0	1	0	0	0
MAYLAND-EASTERN SHORE	9	2-3-.667	0-0-.000	1-2-.500	0-1-1	0	0	0	0	5
No. 2 SYRACUSE *	14	1-2-.500	0-0-.000	1-2-.500	0-1-1	1	1	0	0	1
BOSTON COLLEGE *		-- DNP --								
CLEMSON *		-- DNP --								
Notre Dame *	22	8-15-.533	0-0-.000	4-7-.571	4-2-6	0	1	0	0	20
WAKE FOREST *	24	2-10-.200	0-0-.000	1-2-.500	1-2-3	1	1	1	0	5
Virginia *	28	2-3-.667	0-0-.000	0-0-.000	2-4-6	0	1	1	0	4
Boston College *	8	1-3-.000	0-0-.000	0-0-.000	0-0-0	2	1	0	0	2
MARYLAND *	11	2-4-.500	0-0-.000	1-2-.500	0-1-1	0	0	1	0	5
Florida State *	27	6-11-.545	0-0-.000	1-2-.500	2-2-4	2	3	0	0	13
No. 25 Pittsburgh *	36	2-7-.286	0-0-.000	4-4-1.000	9-2-11	0	4	2	2	8
MIAMI *		-- DNP --								
No. 14 VIRGINIA *	11	0-0-.000	0-0-.000	0-0-.000	1-0-1	0	0	1	0	0
NC STATE *		-- DNP --								
No. 6 Duke	1	0-0-.000	0-0-.000	0-0-.000	0-0-0	0	0	0	0	0
No. 19 NORTH CAROLINA *		-- DNP --								
Maryland *		-- DNP --								
Georgia Tech *		-- DNP --								

\*- ACC games; # - Coaches vs. Cancer Classic; ^ - Governor's Holiday Hoops Classic.

### POINTS

Season	20 at Notre Dame (1/19/14)
Career	20 at Notre Dame (1/19/14)
ACC	20 at Notre Dame (1/19/14)

### MINUTES PLAYED

Season	36 at Pittsburgh (2/8/14)
Career	41 at North Carolina (2/2/13)
ACC	41 at North Carolina (2/2/13)

### FIELD GOALS MADE

Season	8 at Notre Dame (1/19/14)
Career	8 at Notre Dame (1/19/14)
ACC	8 at Notre Dame (1/19/14)

### FIELD GOAL ATTEMPTS

Season	15 at Notre Dame (1/19/14)
Career	15 at Notre Dame (1/19/14)
ACC	15 at Notre Dame (1/19/14)

### 3-PT FIELD GOALS MADE

Season	N/A
Career	N/A
ACC	N/A

### 3-PT FIELD GOAL ATTEMPTS

Season	N/A
Career	N/A
ACC	N/A

### FREE THROWS MADE

Season	4 at ND (1/19/14), at Pitt (2/8/14)
Career	5 vs GT (2/18/12), vs Iowa (11/27/12)
ACC	5 vs Georgia Tech (2/18/12)

### FREE THROW ATTEMPTS

Season	7 at Notre Dame (1/19/14)
Career	8 vs Georgia Tech (2/18/12)
ACC	8 vs Georgia Tech (2/18/12)

### REBOUNDS

Season	11 at Pittsburgh (2/8/14)
Career	13 at MD (1/5/13), vs WF (1/19/13)
ACC	13 at MD (1/5/13), vs WF (1/19/13)

### ASSISTS

Season	2, 4x, last at Florida State (2/5/14)
Career	3 vs Wake Forest (1/19/13)
ACC	3 vs Wake Forest (1/19/13)

### BLOCKS

Season	5 vs West Virginia (11/12/13)
Career	5, 3x, vs West Virginia (11/12/13)
ACC	5 vs Maryland (2/7/13)

### STEALS

Season	3 vs. Western Carolina (11/15/13)
Career	3 at URI (12/7/11), vs. WCU (11/15/13)
ACC	2, 4x, last at Pittsburgh (2/8/14)



## 2013-2014 NOTES

Has played in 21 games, making seven starts ... Scored 17 points in the season opener against USC Upstate ... Matched a career high with five blocks in the win over West Virginia ... Had three steals and seven rebounds against Western Carolina ... Scored nine points and grabbed nine rebounds against VMI ... Scored four points and grabbed four rebounds against Seton Hall ... Put up eight points in 15 minutes of action against Winthrop ... Scored five points against UMES ... Scored a career-high 20 points and added six rebounds at Notre Dame ... Grabbed six rebounds and scored four points at Virginia ... Led the team with 13 points, also grabbing four rebounds at Florida State ... Scored eight points and brought down 11 rebounds, nine on the offensive end, at Pittsburgh ... Missed the game against Miami due to illness ... Suffered an ankle injury against No. 14 Virginia.


## CAREER STATISTICS

Year	GP-GS	Min-Avg.	FGM-FGA-Pct.	3FG-FGA-Pct.	FTM-FTA-Pct.	Off.-Def.	Reb.-Avg.	A-TO	Blk	Stl	TP-Avg.
09-10	21-0	165-7.9	12-34-.353	0-0-.000	7-14-.500	20-17	37-1.8	3-6	16	4	31-1.5
10-11	4-0	21-5.3	1-4-.250	0-0-.000	0-0-.000	1-1	2-0.5	0-0	1	0	2-0.5
11-12	33-9	620-18.8	83-161-.516	0-0-.000	29-56-.518	63-67	130-3.9	13-25	25	23	195-5.9
12-13	32-30	790-24.7	94-195-.482	0-0-.000	23-53-.434	88-116	204-6.4	18-36	34	13	211-6.6
13-14	21-7	341-16.2	43-89-.483	0-0-.000	26-40-.650	31-36	67-3.2	12-23	15	6	112-5.3
<b>Career</b>	<b>111-46</b>	<b>1937-17.5</b>	<b>233-483-.482</b>	<b>0-0-.000</b>	<b>85-163-.521</b>	<b>203-237</b>	<b>440-4.0</b>	<b>46-90</b>	<b>91</b>	<b>46</b>	<b>551-5.0</b>

# JARELL EDDIE

SENIOR • FORWARD • 6-7 • 209  
CHARLOTTE, N.C. • THE CANNON SCHOOL

# #31



## SEASON STATISTICS

## SEASON/CAREER GAME HIGHS

Opponent	Min	FG-A-%	3FG-A-%	FT-A-%	O-D-T	A	TO	Blk	Stl	Pts
-USC UPSTATE #	35	6-21-.286	2-9-.222	4-5-.800	0-7-7	1	2	0	1	18
-WEST VIRGINIA	23	3-8-.375	0-1-.000	4-5-.800	1-2-3	1	3	0	0	10
-WESTERN CAROLINA #	29	6-10-.600	3-5-.600	2-3-.667	1-5-6	0	0	1	0	17
-VMI	33	7-12-.583	5-5-1.000	2-2-1.000	2-5-7	1	2	0	0	21
-No. 1 Michigan State #	24	7-12-.583	6-9-.667	3-3-1.000	0-1-1	0	0	0	0	23
-Seton Hall #	37	6-19-.314	3-8-.375	4-5-.800	1-10-11	4	2	4	1	19
-FURMAN	33	6-15-.400	2-9-.222	0-0-.000	3-7-10	2	0	1	0	14
-RADFORD	34	5-14-.357	2-4-.500	1-1-1.000	1-9-10	2	2	1	0	13
-WINTHROP	37	13-18-.722	6-8-.750	2-2-1.000	1-6-7	2	2	0	1	34
-Miami *	43	9-23-.391	6-14-.267	0-0-.000	1-7-8	0	2	0	2	24
-Virginia Commonwealth ^	32	4-10-.400	4-7-.571	0-4-.000	1-0-1	4	5	0	0	12
-UNCG	37	1-12-.083	0-4-.000	2-2-1.000	1-1-2	2	3	0	0	4
-MAYLAND-EASTERN SHORE	31	5-11-.455	3-6-.500	4-4-1.000	1-8-9	1	1	1	0	17
-No. 2 SYRACUSE *	29	2-9-.222	2-5-.400	0-0-.000	1-1-2	3	1	1	0	6
-BOSTON COLLEGE *	30	3-14-.214	1-6-.167	3-3-1.000	1-7-8	1	2	1	0	10
-CLEMSON *	33	1-6-.167	1-5-.200	0-0-.000	0-2-2	3	2	0	1	3
Notre Dame *	24	1-5-.000	0-1-.000	0-0-.000	1-3-4	1	3	0	1	2
-WAKE FOREST *	35	5-16-.313	4-10-.400	6-6-1.000	2-3-5	1	0	0	0	20
-Virginia *	21	2-10-.200	1-7-.143	2-4-.500	2-2-4	2	2	0	0	7
-Boston College *	32	8-13-.615	3-6-.500	4-6-.667	4-6-10	0	1	0	0	23
-MARYLAND *	22	0-9-.000	0-5-.000	2-4-.500	1-1-2	1	2	0	0	2
-Florida State *	32	3-14-.214	1-7-.143	0-0-.000	1-4-5	1	0	0	1	7
-No. 25 Pittsburgh *	46	5-15-.333	5-12-.417	0-0-.000	1-4-5	1	1	0	1	15
-MIAMI *	37	2-7-.286	2-5-.400	1-2-.500	0-2-2	0	1	0	0	7
-No. 14 VIRGINIA *	29	1-8-.125	1-7-.143	4-5-.800	0-0-0	0	2	0	1	7
-NC STATE *	33	3-7-.429	3-6-.500	5-6-.833	0-6-6	1	3	0	1	14
-No. 6 Duke	37	3-12-.250	1-6-.167	2-2-1.000	0-7-7	0	1	0	0	9
-No. 19 NORTH CAROLINA *	38	6-13-.462	3-9-.333	3-3-1.000	0-7-7	0	2	1	0	18
-Maryland *	32	4-13-.308	4-10-.400	2-2-1.000	0-5-5	0	4	0	0	14
Georgia Tech *										

\*- ACC games; # - Coaches vs. Cancer Classic; ^ - Governor's Holiday Hoops Classic.

### POINTS

Season	34 vs Winthrop (12/3/13)
Career	34 vs Winthrop (12/3/13)
ACC	24 at Miami (12/8/13)

### MINUTES PLAYED

Season	46 at Pittsburgh (2/8/14)
Career	46 at Pittsburgh (2/8/14)
ACC	46 at Pittsburgh (2/8/14)

### FIELD GOALS MADE

Season	13 vs Winthrop (12/3/13)
Career	13 vs Winthrop (12/3/13)
ACC	9 vs NC State (3/14/13), at Miami (12/8/13)

### FIELD GOAL ATTEMPTS

Season	23 at Miami (12/8/13)
Career	23 at Miami (12/8/13)
ACC	23 at Miami (12/8/13)

### 3-PT FIELD GOALS MADE

Season	6, 3x, last at Miami (12/8/13)
Career	6, 3x, last at Miami (12/8/13)
ACC	6 at Miami (12/8/13)

### 3-PT FIELD GOAL ATTEMPTS

Season	14 at Miami (12/8/13)
Career	14 at Miami (12/8/13)
ACC	14 at Miami (12/8/13)

### FREE THROWS MADE

Season	6 vs Wake Forest (1/22/14)
Career	9 at UNCG (11/19/12)
ACC	7 at Clemson (1/27/13)

### FREE THROW ATTEMPTS

Season	6, 3x, last vs NC State (2/22/14)
Career	10 at UNCG (11/19/12)
ACC	8 at Clemson (1/27/13)

### REBOUNDS

Season	11 vs Seton Hall (11/23/13)
Career	14 vs BYU (1/25/12)
ACC	10 at UVa (1/22/12), at BC (1/29/14)

### ASSISTS

Season	4 vs SHU (11/23/13), vs VCU (12/21/13)
Career	5 vs Syracuse (11/23/11), vs BYU (1/25/12)
ACC	4 vs Georgia Tech (2/18/12)

### BLOCKS

Season	4 vs Seton Hall (11/23/13)
Career	4 vs Seton Hall (11/23/13)
ACC	3 vs Georgia Tech (2/9/13)

### STEALS

Season	2 at Miami (12/8/13)
Career	3 vs Iowa (11/27/12)
ACC	2, 3x, last at Miami (12/8/13)



## 2013-2014 NOTES

Has played in all 29 games, missing just one start ... Named to the All-ACC Academic Team ... Led the team with 18 points, also grabbing seven boards against USC Upstate ... Scored 10 points in the win over West Virginia ... Scored 17 points and brought down six rebounds against Western Carolina ... Was a perfect 5-for-5 from three-point range, finishing the game against VMI with 21 points and seven rebounds ... Made six threes enroute to a 23-point night against Michigan State ... Posted his first double-double of the season grabbing 11 rebounds and scoring 19 points, while also adding four assists and four blocks against Seton Hall ... Made it back-to-back double-doubles with 14 points and 10 boards against Furman ... Recorded 13 points and 10 rebounds in the win over Radford ... Scored 17 straight points in the first half, enroute to a 34-point performance against Winthrop ... Scored Tech's final 11 points of regulation to force overtime in Miami, finishing the game with 24 points and eight rebounds ... Earned ACC Player of the Week honors for his play at Miami ... Scored 12 points and added four assists against VCU ... Scored 17 points and grabbed nine rebounds in the win over UMES ... Surpassed the 1,000-point mark in his career with six points against No. 2 Syracuse ... Scored 10 points and grabbed eight rebounds against Boston College ... Put up 20 points, going 6 for 6 from the free throw line against Wake Forest ... Recorded a double-double with 23 points and 10 rebounds at Boston College ... Scored 15 points and grabbed five rebounds at Pittsburgh ... Scored seven points in the win over Miami ... Helped lead the way with 14 points and six rebounds against NC State ... Scored nine points and grabbed seven rebounds at No. 6 Duke ... Scored 18 points and brought down seven rebounds on Senior Night against No. 19 North Carolina ... Helped lead the team with 14 points, also adding five rebounds at Maryland.

## CAREER STATISTICS

Year	GP-GS	Min-Avg.	FGM-FGA-Pct.	3FG-FGA-Pct.	FTM-FTA-Pct.	Off.-Def.	Reb-Avg.	A-TO	Blk	Stl	TP-Avg.
10-11	27-0	295-10.9	25-68-.368	7-32-.219	22-32-.688	18-41	59-2.2	13-17	9	4	79-2.9
11-12	31-30	853-27.5	91-209-.435	52-116-.448	55-64-.859	17-140	157-5.1	44-45	14	16	289-9.3
12-13	32-28	970-30.3	131-331-.396	51-159-.321	80-95-.842	34-144	178-5.6	42-66	24	11	393-12.3
13-14	29-28	938-32.3	127-356-.357	74-196-.378	62-79-.785	28-128	156-5.4	35-51	11	11	390-13.4
<b>Career</b>	<b>121-88</b>	<b>3103-25.6</b>	<b>376-974-.386</b>	<b>186-509-.365</b>	<b>223-274-.814</b>	<b>97-455</b>	<b>552-4.6</b>	<b>136-181</b>	<b>58</b>	<b>43</b>	<b>1161-9.6</b>

# C.J. BARKSDALE

JUNIOR • FORWARD • 6-8 • 232  
DANVILLE, VA. • HARGRAVE MIL. ACAD.

# #42



## SEASON STATISTICS

## SEASON/CAREER GAME HIGHS

Opponent	Min	FG-A-%	3FG-A-%	FT-A-%	O-D-T	A	TO	Blk	Stl	Pts
USC UPSTATE #		-- DNP --								
WEST VIRGINIA		-- DNP --								
WESTERN CAROLINA #		-- DNP --								
VMI	26	7-12-.583	0-1-.000	2-2-1.000	1-5-6	3	2	1	0	16
No. 1 Michigan State #	21	2-5-.200	0-0-.000	4-4-1.000	3-4-7	0	0	1	0	8
-Seton Hall #	30	3-6-.500	0-1-.000	3-4-.750	1-4-5	0	2	1	1	9
-FURMAN	24	4-11-.364	0-1-.000	1-1-1.000	3-3-6	1	2	1	0	9
-RADFORD	26	5-10-.500	0-1-.000	4-4-1.000	5-5-10	1	0	2	1	14
-WINTHROP	30	4-7-.571	1-3-.333	4-5-.800	0-6-6	1	2	2	0	13
Miami *		--DNP--								
Virginia Commonwealth ^	7	1-1-1.000	0-0-.000	0-0-.000	1-0-1	0	0	0	1	2
UNCG	6	0-0-.000	0-0-.000	0-0-.000	0-1-1	0	2	0	0	0
MAYLAND-EASTERN SHORE	17	3-6-.500	1-1-1.000	2-2-1.000	4-2-6	2	1	0	0	9
No. 2 SYRACUSE *	20	5-6-.833	0-0-.000	2-3-.667	1-3-4	0	1	1	0	12
-BOSTON COLLEGE *	30	4-8-.500	2-2-1.000	1-2-.500	2-1-3	0	0	0	1	11
-CLEMSON *	24	2-4-.500	0-0-.000	0-0-.000	0-4-4	1	1	2	0	4
-Notre Dame *	19	5-6-.833	2-3-.667	0-1-.000	0-4-4	0	1	0	0	12
-WAKE FOREST *	16	1-8-.125	1-5-.200	0-0-.000	0-2-2	1	0	0	0	3
-Virginia *	13	3-4-.750	0-0-.000	1-2-.500	0-0-0	0	1	0	0	0
Boston College *		-- DNP --								
MARYLAND *		-- DNP --								
Florida State *		-- DNP --								
No. 25 Pittsburgh *		-- DNP --								
MIAMI *	22	5-9-.556	2-3-.667	0-0-.000	4-3-7	0	0	1	0	12
No. 14 VIRGINIA *	18	2-8-.250	1-4-.250	0-0-.000	2-2-4	0	2	0	0	5
NC STATE *	25	4-9-.444	0-3-.000	1-2-.500	3-3-6	0	1	1	2	9
No. 6 Duke	12	4-4-1.000	1-1-1.000	0-0-.000	0-0-0	0	1	1	0	9
No. 19 NORTH CAROLINA *	30	0-2-.000	0-2-.000	4-4-1.000	2-5-7	2	0	0	1	4
Maryland *	3	1-1-1.000	0-0-.000	1-1-1.000	0-0-0	0	0	0	0	3
Georgia Tech *										

\* - ACC games; # - Coaches vs. Cancer Classic; ^ - Governor's Holiday Hoops Classic.

### POINTS

Season	16 vs VMI (11/18/13)
Career	17 vs Florida State (2/24/13)
ACC	17 vs Florida State (2/24/13)

### MINUTES PLAYED

Season	30, 4x, last vs North Carolina (3/1/14)
Career	34 vs GSU (12/15/12)
ACC	33 at Georgia Tech (1/12/13)

### FIELD GOALS MADE

Season	7 vs VMI (11/18/13)
Career	7 vs VMI (11/18/13)
ACC	6 vs Duke (2/21/13), at Miami (2/27/13)

### FIELD GOAL ATTEMPTS

Season	12 vs VMI (11/18/13)
Career	12 vs VMI (11/18/13)
ACC	9, 3x, last vs NC State (2/22/14)

### 3-PT FIELD GOALS MADE

Season	2, 3x, last vs. Miami (2/15/14)
Career	2, 3x, last vs. Miami (2/15/14)
ACC	2, 3x, last vs. Miami (2/15/14)

### 3-PT FIELD GOAL ATTEMPTS

Season	3, 4x, last vs NC State (2/22/14)
Career	3, 4x, last vs NC State (2/22/14)
ACC	3, 3x, last vs NC State (2/22/14)

### FREE THROWS MADE

Season	4, 4x, last vs North Carolina (3/1/14)
Career	9 vs Florida State (2/24/13)
ACC	9 vs Florida State (2/24/13)

### FREE THROW ATTEMPTS

Season	5 vs Winthrop (12/3/13)
Career	11 vs Florida State (2/24/13)
ACC	11 vs Florida State (2/24/13)

### REBOUNDS

Season	10 vs Radford (11/29/13)
Career	10, 3x, last vs Radford (11/29/13)
ACC	10 at Georgia Tech (1/12/13)

### ASSISTS

Season	3 vs VMI (11/18/13)
Career	3 vs VMI (11/18/13)
ACC	2, 4x, last vs North Carolina (3/1/14)

### BLOCKS

Season	2, 3x, last vs Clemson (1/15/14)
Career	3 at WVU (12/8/12)
ACC	2 vs Clemson (1/15/14)

### STEALS

Season	2 NC State (2/22/14)
Career	2, 5x, last vs NC State (2/22/14)
ACC	2, 3x, last vs NC State (2/22/14)



## 2013-2014 NOTES

Has played in 21 games, making nine starts ... Missed the first three games of the season due to suspension ... Scored 16 points and grabbed six rebounds in his season debut against VMI ... Brought down seven rebounds and scored eight points against Michigan State ... Scored nine points and grabbed five rebounds against Seton Hall ... Grabbed six rebounds and scored nine points against Furman ... Earned his first double-double of the season scoring 14 points and adding 10 rebounds in the win over Radford ... Totaled six rebounds and 13 points against Winthrop ... Missed the game at Miami due to a sprained knee ... Saw action early against VCU but suffered a sprained left ankle in the first half and did not return ... Put up nine points and six rebounds against UMES ... Led the team with 12 points against No. 2 Syracuse ... Returned to the starting lineup and scored 11 points against Boston College ... Scored 12 points and brought down four rebounds at Notre Dame ... Missed the games at Boston College, against Maryland, at Florida State and Pittsburgh due to a groin injury ... Returned against Miami and helped lead the Hokies with 12 points and seven rebounds ... Scored five points and added four rebounds against Virginia ... Scored nine points and grabbed six rebounds against NC State ... Didn't miss a shot, going 4-for-4 from the field including a three to finish with nine points at No. 6 Duke ... Grabbed seven rebounds against No. 19 North Carolina ... Saw three minutes of action at Maryland, but suffered a right ankle injury and did not return in the second half.

## CAREER STATISTICS

Year	GP-GS	Min-Avg.	FGM-FGA-Pct.	3FG-FGA-Pct.	FTM-FTA-Pct.	Off.-Def.	Reb.-Avg.	A-TO	Blk	Stl	TP-Avg.
11-12	32-1	379-11.8	30-72-.417	0-0-.000	27-36-.750	39-47	86-2.7	9-14	8	8	87-2.7
12-13	31-30	667-21.5	69-132-.523	0-0-.000	37-48-.771	45-101	146-4.7	19-27	16	12	175-5.6
13-14	21-9	419-20.0	65-127-.512	11-31-.355	30-37-.811	32-57	89-4.2	12-19	14	7	171-8.1
<b>Career</b>	<b>84-40</b>	<b>1465-17.4</b>	<b>164-331-.495</b>	<b>11-31-.355</b>	<b>94-121-.777</b>	<b>116-205</b>	<b>321-3.8</b>	<b>40-60</b>	<b>38</b>	<b>27</b>	<b>433-5.2</b>

# CHRISTIAN BEYER

JUNIOR • FORWARD • 6-7 • 200  
NEW BERN, N.C. • NEW BERN

# #22



## SEASON STATISTICS

## SEASON/CAREER GAME HIGHS

Opponent	Min	FG-A-%	3FG-A-%	FT-A-%	O-D-T	A	TO	Blk	Stl	Pts
USC UPSTATE #	11	0-0-.000	0-0-.000	0-2-.000	2-2-4	1	1	0	0	0
WEST VIRGINIA	13	1-1-1.000	0-0-.000	1-2-.500	1-4-5	0	0	0	0	3
WESTERN CAROLINA #	2	0-0-.000	0-0-.000	0-0-.000	0-0-0	0	0	0	0	0
VMI		--DNP--								
No. 1 Michigan State #	11	1-2-.500	1-2-.500	0-0-.000	1-1-2	0	0	0	0	3
Seton Hall #		--DNP--								
FURMAN	2	0-0-.000	0-0-.000	0-0-.000	0-0-0	0	0	0	0	0
RADFORD	2	0-0-.000	0-0-.000	0-0-.000	0-0-0	0	0	0	0	0
WINTHROP	8	0-0-.000	0-0-.000	0-0-.000	0-1-1	1	3	0	1	0
Miami *	4	0-1-.000	0-0-.000	0-0-.000	0-1-1	0	0	1	0	0
Virginia Commonwealth ^	16	1-3-.333	0-1-.000	0-0-.000	3-5-8	0	2	0	0	2
UNCG	1	0-0-.000	0-0-.000	0-0-.000	0-0-0	0	0	0	0	0
MAYLAND-EASTERN SHORE	13	2-2-1.000	1-1-1.000	0-0-.000	0-4-4	2	0	0	0	5
No. 2 SYRACUSE *		--DNP--								
BOSTON COLLEGE *	9	1-1-1.000	0-0-.000	1-2-.500	1-0-1	0	1	0	0	3
CLEMSON *	26	2-3-.667	0-1-.000	0-0-.000	3-4-7	0	0	0	0	4
Notre Dame *	23	0-0-.000	0-0-.000	0-0-.000	0-4-4	1	1	0	1	0
WAKE FOREST *	8	0-1-.000	0-0-.000	0-0-.000	2-0-2	1	1	0	0	0
Virginia *	3	0-0-.000	0-0-.000	0-0-.000	0-0-0	0	0	0	0	0
Boston College *	27	3-5-.600	0-0-.000	1-2-.500	1-5-6	1	1	0	0	7
MARYLAND *	17	1-2-.500	0-1-.000	0-0-.000	0-1-1	0	1	0	2	2
Florida State *	12	0-1-.000	0-0-.000	0-0-.000	0-1-1	1	0	0	1	1
No. 25 Pittsburgh *	3	0-0-.000	0-0-.000	0-0-.000	2-2-4	0	0	0	0	0
MIAMI *	5	0-0-.000	0-0-.000	0-0-.000	0-1-1	0	1	0	0	0
No. 14 VIRGINIA *	1	0-0-.000	0-0-.000	0-0-.000	0-0-0	0	0	0	0	0
NC STATE *	12	1-2-.500	0-1-.000	0-1-.000	2-2-4	0	0	0	0	2
No. 6 Duke	13	0-0-.000	0-0-.000	0-0-.000	1-2-3	1	1	0	0	0
No. 19 NORTH CAROLINA *	7	0-0-.000	0-0-.000	0-0-.000	0-1-1	0	1	0	0	0
Maryland *	11	0-0-.000	0-0-.000	0-0-.000	0-1-1	1	0	0	0	0
Georgia Tech *										

\*- ACC games; # - Coaches vs. Cancer Classic; ^ - Governor's Holiday Hoops Classic.

### POINTS

Season	7 at Boston College (1/29/14)
Career	9 vs BYU (12/19/12)
ACC	7 at Boston College (1/29/14)

### MINUTES PLAYED

Season	27 at Boston College (1/29/14)
Career	27 vs Bradley (12/22/12), at BC (1/29/14)
ACC	27 at Boston College (1/29/14)

### FIELD GOALS MADE

Season	3 at Boston College (1/29/14)
Career	4 vs BYU (12/19/12)
ACC	3 at MD (1/7/13), at BC (1/29/14)

### FIELD GOAL ATTEMPTS

Season	5 at Boston College (1/29/14)
Career	6 vs BYU (12/19/13)
ACC	5 at MD (1/7/13), at BC (1/29/14)

### 3-PT FIELD GOALS MADE

Season	1 vs MSU (11/22/13), vs UMES (12/31/13)
Career	1, 3x, last vs UMES (12/31/13)
ACC	1 at Clemson (1/27/13)

### 3-PT FIELD GOAL ATTEMPTS

Season	2 vs Michigan State (11/22/13)
Career	3 vs MVSU (12/10/12)
ACC	1, 7x, last vs NC State (2/22/14)

### FREE THROWS MADE

Season	1, 3x, last at Boston College (1/29/14)
Career	3 vs Bradley (12/22/12)
ACC	2 vs Boston College (1/9/13)

### FREE THROW ATTEMPTS

Season	2, 4x, last at Boston College (1/29/14)
Career	4 vs Bradley (12/22/12)
ACC	2, 6x, last at Boston College (1/29/14)

### REBOUNDS

Season	8 vs VCU (12/21/13)
Career	11 vs BYU (12/19/12)
ACC	8 vs Boston College (1/9/13)

### ASSISTS

Season	2 vs UMES (12/31/13)
Career	2, 3x, last vs UMES (12/31/13)
ACC	2 vs Boston College (1/9/13)

### BLOCKS

Season	1 at Miami (12/8/13)
Career	1, 4x, last at Miami (12/8/13)
ACC	1 vs WF (1/19/13), at Miami (12/8/13)

### STEALS

Season	1, 3x, last at Florida State (2/5/14)
Career	2 vs Bradley (12/22/12)
ACC	2 at Maryland (1/7/13)



## 2013-2014 NOTES

Has played in 26 games, making one start ... Saw 11 minutes of action, grabbing four rebounds in the opener against USC Upstate ... Scored three points and brought down five rebounds in the win over West Virginia ... Grabbed two rebounds and scored three points against Michigan State ... Had an assist, rebound and a steal against Winthrop ... Grabbed eight rebounds in 16 minutes against VCU ... Scored five points and added four rebounds against UMES Scored three points and grabbed a rebound against Boston College ... Grabbed seven rebounds in 26 minutes of action against Clemson ... Brought down four rebounds in the first start of his career at Notre Dame ... Scored seven points and grabbed six rebounds at Boston College ... Had four rebounds at Pittsburgh.

## CAREER STATISTICS


Year	GP-GS	Min-Avg.	FGM-FGA-Pct.	3FG-FGA-Pct.	FTM-FTA-Pct.	Off.-Def.	Reb.-Avg.	A-TO	Blk	Stl	TP-Avg.
12-13	25-0	410-16.4	27-89-.303	13-55-.236	23-36-.639	24-71	95-3.8	13-22	10	3	90-3.6
13-14	26-1	260-10.0	13-24-.542	2-7-.286	3-9-.333	19-42	61-2.3	10-14	1	5	31-1.2
<b>Career</b>	<b>49-1</b>	<b>479-9.8</b>	<b>28-61-.459</b>	<b>3-16-.188</b>	<b>14-25-.560</b>	<b>42-84</b>	<b>126-2.6</b>	<b>15-24</b>	<b>4</b>	<b>9</b>	<b>73-1.5</b>



# WILL JOHNSTON

JUNIOR • GUARD • 6-3 • 185  
MIDLOTHIAN, VA. • MIDLOTHIAN

# #25



## SEASON STATISTICS

## SEASON/CAREER GAME HIGHS

Opponent	Min	FG-A-%	3FG-A-%	FT-A-%	O-D-T	A	TO	Blk	Stl	Pts
USC UPSTATE #	11	2-2-1.000	2-2-1.000	0-0-0.000	0-0-0	0	0	0	0	6
WEST VIRGINIA	3	0-0-0.000	0-0-0.000	0-0-0.000	0-0-0	0	0	0	0	0
WESTERN CAROLINA #	3	0-0-0.000	0-0-0.000	0-0-0.000	0-0-0	0	0	0	0	0
VMI	4	0-0-0.000	0-0-0.000	2-2-1.000	0-1-1	0	1	0	0	2
No. 1 Michigan State #	12	1-3-.333	1-3-.000	1-2-.500	1-2-3	1	0	0	0	4
Seton Hall #		--DNP--								
FURMAN	26	4-6-.667	4-6-.667	0-0-0	1-4-5	1	0	0	1	12
RADFORD	22	1-2-.500	1-1-1.000	1-2-.500	0-1-1	0	0	0	0	4
-WINTHROP	30	1-7-.143	1-7-.143	0-0-0.000	0-0-0	1	0	0	0	3
-Miami *	3	0-1-.000	0-1-.000	0-0-0.000	0-2-2	0	0	0	0	0
Virginia Commonwealth ^	15	1-2-.500	1-2-.500	0-0-0.000	0-1-1	0	0	0	0	3
UNCG	16	0-1-.000	0-1-.000	1-2-.500	0-2-2	0	2	0	0	1
MAYLAND-EASTERN SHORE	25	3-6-.500	2-5-.400	1-2-.500	0-4-4	1	0	0	1	9
No. 2 SYRACUSE *	3	0-1-.000	0-1-.000	0-0-0.000	0-1-1	0	0	0	0	0
BOSTON COLLEGE *	10	0-1-.000	0-1-.000	0-0-0.000	0-2-2	0	0	0	0	0
CLEMSON *	8	0-1-.000	0-1-.000	0-0-0.000	1-0-1	1	0	0	0	0
Notre Dame *	25	1-2-.500	1-2-.500	0-0-0.000	0-0-0	2	1	0	0	3
-WAKE FOREST *	34	1-4-.250	1-3-.333	2-3-.667	1-1-2	2	1	0	1	5
-Virginia *	31	0-3-.000	0-3-.000	0-0-0.000	0-4-4	2	2	0	0	0
Boston College *	16	0-3-.000	0-3-.000	0-0-0.000	0-2-2	2	1	0	0	0
MARYLAND *	27	2-3-.667	1-2-.500	2-2-1.000	0-1-1	0	0	0	1	7
Florida State *	26	4-7-.571	4-7-.571	0-0-0.000	0-2-2	1	2	0	0	12
No. 25 Pittsburgh *	22	0-2-.000	0-2-.000	0-0-0.000	1-2-3	3	0	0	1	0
MIAMI *	18	0-1-.000	0-1-.000	0-0-0.000	0-3-3	0	0	0	0	0
No. 14 VIRGINIA *	28	1-3-.333	1-1-1.000	0-0-0.000	1-5-6	0	1	0	1	3
-NC STATE *	33	2-5-.400	2-5-.400	1-2-.500	0-3-3	0	1	0	0	7
-No. 6 Duke	30	0-1-.000	0-0-0.000	0-0-0.000	0-2-2	1	1	0	0	0
-No. 19 NORTH CAROLINA *	34	2-6-.333	2-6-.333	0-0-0.000	0-5-5	1	0	1	2	6
-Maryland *	38	1-3-.333	1-3-.333	0-0-0.000	0-5-5	1	1	0	0	3
Georgia Tech *										

\*- ACC games; # - Coaches vs. Cancer Classic; ^ - Governor's Holiday Hoops Classic.

### POINTS

Season 12 vs Furman (11/26/13), at FSU (2/5/14)  
Career 12 vs Furman (11/26/13), at FSU (2/5/14)  
ACC 12 at Florida State (2/5/14)

### MINUTES PLAYED

Season 38 at Maryland (3/4/14)  
Career 38 at Maryland (3/4/14)  
ACC 38 at Maryland (3/4/14)

### FIELD GOALS MADE

Season 4 vs Furman (11/26/13), at FSU (2/5/14)  
Career 4 vs Furman (11/26/13), at FSU (2/5/14)  
ACC 4 at Florida State (2/5/14)

### FIELD GOAL ATTEMPTS

Season 7 vs Winthrop (12/3/13), at FSU (2/5/14)  
Career 7 vs Winthrop (12/3/13) at FSU (2/5/14)  
ACC 7 at Florida State (2/5/14)

### 3-PT FIELD GOALS MADE

Season 4 vs Furman (11/26/13), at FSU (2/5/14)  
Career 4 vs Furman (11/26/13), at FSU (2/5/14)  
ACC 4 at Florida State (2/5/14)

### 3-PT FIELD GOAL ATTEMPTS

Season 7 vs Winthrop (12/3/13), at FSU (2/5/14)  
Career 7 vs Winthrop (12/3/13), at FSU (2/5/14)  
ACC 7 at Florida State (2/5/14)

### FREE THROWS MADE

Season 2, 3x, last vs Maryland (2/1/14)  
Career 3 at BYU (12/29/12)  
ACC 2 vs WF (1/22/14), vs Maryland (2/1/14)

### FREE THROW ATTEMPTS

Season 3 vs Wake Forest (1/22/14)  
Career 4 at BYU (12/29/12)  
ACC 3 vs Wake Forest (1/22/14)

### REBOUNDS

Season 6 vs Virginia (2/18/14)  
Career 6 vs Virginia (2/18/14)  
ACC 6 vs Virginia (2/18/14)

### ASSISTS

Season 2, 3x, last at Boston College (1/29/14)  
Career 2, 4x, last at Boston College (1/29/14)  
ACC 2, 3x, last at Boston College (1/29/14)

### BLOCKS

Season N/A  
Career N/A  
ACC N/A

### STEALS

Season 2 vs North Carolina (3/1/14)  
Career 3 vs Florida State (2/24/13)  
ACC 3 vs Florida State (2/24/13)



## 2013-2014 NOTES

Has played in 28 games, making eight starts ... Named to the All-ACC Academic team ... Scored six points against USC Upstate ... Put in two free throws and grabbed a rebound against VMI ... Scored four points and brought down three rebounds against Michigan State ... Had a career day against Furman, scoring 12 points and bringing down five rebounds ... Scored four points and grabbed a rebound against Radford ... Made the start in the win over Winthrop ... Scored nine points in the win over UMES ... Had two assists and three points at Notre Dame Scored five points and added two assists against Wake Forest ... Scored seven points against Maryland ... Matched a career best with 12 points at Florida State ... Had three assists and three rebounds at Pittsburgh ... Grabbed six rebounds against Virginia ... Scored seven points and brought down three rebounds against NC State ... Scored six points and grabbed five rebounds against No. 19 North Carolina ... Brought down five rebounds at Maryland.

## CAREER STATISTICS

Year	GP-GS	Min-Avg.	FGM-FGA-Pct.	3FG-FGA-Pct.	FTM-FTA-Pct.	Off.-Def.	Reb.-Avg.	A-TO	Blk	Stl	TP-Avg.
11-12	4-0	8-2.0	1-3-.333	1-3-.333	0-0-.000	0-0	0-0.0	0-0	0	0	3-0.8
12-13	29-4	322-11.1	18-52-.346	17-48-.354	5-11-.455	3-9	12-0.4	8-5	0	7	58-2.0
13-14	28-8	553-19.8	27-76-.355	25-69-.362	11-17-.647	5-56	61-2.2	19-14	1	10	90-3.2
<b>Career</b>	<b>61-12</b>	<b>883-14.5</b>	<b>46-131-.351</b>	<b>43-120-.358</b>	<b>16-28-.571</b>	<b>8-65</b>	<b>73-1.2</b>	<b>27-19</b>	<b>1</b>	<b>17</b>	<b>151-2.5</b>

# ADAM SMITH

R-SOPHOMORE • GUARD • 6-1 • 170  
JONESBORO, GA • UNC WILMINGTON

# #3



## SEASON STATISTICS

## SEASON/CAREER GAME HIGHS

Opponent	Min	FG-A-%	3FG-A-%	FT-A-%	O-D-T	A	TO	Blk	Stl	Pts
-USC UPSTATE #	28	3-10-.300	1-2-.500	0-0-.000	0-3-3	3	1	0	0	7
-WEST VIRGINIA	33	7-12-.583	2-5-.200	3-3-1.000	1-3-4	1	4	0	0	19
-WESTERN CAROLINA #	29	3-12-.250	0-1-.000	0-0-.000	1-2-3	3	2	0	1	6
-VMI	30	4-10-.400	1-2-.500	2-4-.500	0-3-3	3	0	0	0	11
-No. 1 Michigan State #	28	9-19-.474	4-9-.444	5-5-1.000	0-6-6	5	3	0	1	27
-Seton Hall #	26	4-9-.444	3-5-.600	0-0-.000	0-3-3	1	2	0	0	11
-FURMAN	29	4-10-.400	3-7-.429	0-0-.000	0-1-1	3	2	0	0	11
-RADFORD	36	9-18-.500	2-5-.400	8-10-.800	0-4-4	5	0	0	0	28
WINTHROP		-- DNP --								
Miami *	21	3-9-.333	2-6-.333	0-0-.000	0-1-1	3	0	0	0	8
Virginia Commonwealth ^	15	1-5-.200	1-3-.333	0-0-.000	1-0-1	0	2	0	0	3
UNCG		-- DNP --								
MAYLAND-EASTERN SHORE		-- DNP --								
No. 2 SYRACUSE *	30	3-9-.333	3-9-.333	0-0-.000	0-1-1	1	1	0	0	9
BOSTON COLLEGE *	26	5-16-.313	2-9-.222	0-0-.000	1-0-1	1	1	0	0	12
CLEMSON *	15	1-5-.2000	0-2-.000	0-0-.000	0-0-0	0	2	0	0	2
-Notre Dame *	15	0-2-.000	0-2-.000	0-0-.000	0-1-1	1	0	0	0	0
WAKE FOREST *		-- DNP --								
Virginia *		-- DNP --								
Boston College *		-- DNP --								
MARYLAND *		-- DNP --								
Florida State *		-- DNP --								
No. 25 Pittsburgh *		-- DNP --								
MIAMI *		-- DNP --								
No. 14 VIRGINIA *		-- DNP --								
NC STATE *		-- DNP --								
No. 6 Duke		-- DNP --								
No. 19 NORTH CAROLINA *		-- DNP --								
Maryland *		-- DNP --								
Georgia Tech *		-- DNP --								

\*- ACC games; # - Coaches vs. Cancer Classic; ^ - Governor's Holiday Hoops Classic.

### POINTS

Season	28 vs Radford (11/29/13)
Career	28 vs Radford (11/29/13)
ACC	12 vs Boston College (1/11/14)

### MINUTES PLAYED

Season	36 vs Radford (11/29/13)
Career	36 vs Radford (11/29/13)
ACC	30 vs Syracuse (1/7/14)

### FIELD GOALS MADE

Season	9 vs MSU (11/22), vs Radford (11/29/13)
Career	9 vs MSU (11/22), vs Radford (11/29/13)
ACC	5 vs Boston College (1/11/14)

### FIELD GOAL ATTEMPTS

Season	19 vs Michigan State (11/22/13)
Career	19 vs Michigan State (11/22/13)
ACC	16 vs Boston College (1/11/14)

### 3-PT FIELD GOALS MADE

Season	4 vs Michigan State (11/22/13)
Career	4 vs Michigan State (11/22/13)
ACC	3 vs Syracuse (1/7/14)

### 3-PT FIELD GOAL ATTEMPTS

Season	9, 3x, last vs Boston College (1/11/14)
Career	9, 3x, last vs Boston College (1/11/14)
ACC	9 vs SU (1/7/14), vs BC (1/11/14)

### FREE THROWS MADE

Season	8 vs Radford (11/29/13)
Career	8 vs Radford (11/29/13)
ACC	N/A

### FREE THROW ATTEMPTS

Season	10 vs Radford (11/29/13)
Career	10 vs Radford (11/29/13)
ACC	N/A

### REBOUNDS

Season	6 vs Michigan State (11/22/13)
Career	6 vs Michigan State (11/22/13)
ACC	1, 4x, last at Notre Dame (1/19/14)

### ASSISTS

Season	5 vs MSU (11/22), vs Radford (11/29/13)
Career	5 vs MSU (11/22), vs Radford (11/29/13)
ACC	3 at Miami (12/8/13)

### BLOCKS

Season	N/A
Career	N/A
ACC	N/A

### STEALS

Season	1 vs WCU (11/15/13), vs MSU (11/22/13)
Career	1 vs WCU (11/15/13), vs MSU (11/22/13)
ACC	N/A



## 2013-2014 NOTES

Has played in 14 games, making nine starts ... Scored seven points and added three assists against USC Upstate ... Put up 19 points in the win over West Virginia ... Had six points and three assists against Western Carolina ... Had three assists and 11 points against VMI ... Led the team with 27 points, adding six boards and five assists against Michigan State ... Put up 11 points and grabbed three rebounds against Seton Hall ... Had 11 points and three assists against Furman ... Scored 28 points and added five assists in the win over Radford ... Missed the Winthrop game due to a left calf strain ... Had eight points and three assists at Miami ... Saw early action against VCU but did not return in the second half, still dealing with a calf strain ... Did not play against UNCG or UMES continuing to work back from a calf injury ... Returned against No. 2 Syracuse, finishing with nine points in 30 minutes of action ... Scored 12 points against Boston College ... Suffering from left calf injury, his return this season is undetermined.

## CAREER STATISTICS

Year	GP-GS	Min-Avg.	FGM-FGA-Pct.	3FG-FGA-Pct.	FTM-FTA-Pct.	Off.-Def.	Reb-Avg.	A-TO	Blk	Stl	TP-Avg.
(11-12)*	31-29	939-30.3	150-396-.379	58-175-.331	67-82-.817	12-88	100-3.2	49-47	1	15	425-13.7
13-14	14-9	361-25.8	56-146-.384	24-67-.358	18-22-.818	3-29	32-2.3	30-20	0	2	154-11.0

\*While at UNCW

# JOEY van ZEGEREN

R-SOPHOMORE • FORWARD • 6-10 • 220  
HOOGEVEEN, THE NETHERLANDS • CANARIAS

# #2



## SEASON STATISTICS

## SEASON/CAREER GAME HIGHS

Opponent	Min	FG-A-%	3FG-A-%	FT-A-%	O-D-T	A	TO	Blk	Stl	Pts
USC UPSTATE #	22	1-5-.200	0-1-.000	0-3-.000	4-3-7	0	0	5	0	2
WEST VIRGINIA	9	0-2-.000	0-0-.000	2-2-1.000	2-1-3	0	2	2	0	2
WESTERN CAROLINA #	20	3-4-.750	0-0-.000	3-8-.375	1-3-4	1	0	1	0	9
VMI	4	1-1-1.000	0-0-.000	1-2-.500	2-3-5	0	0	1	0	3
No. 1 Michigan State #	11	0-1-.000	0-0-.000	0-0-.000	0-0-0	0	1	0	0	0
Seton Hall #	13	0-2-.000	0-0-.000	1-2-.500	3-1-4	0	1	3	0	1
FURMAN	22	4-5-.800	0-0-.000	2-4-.500	2-3-5	0	3	1	1	10
-RADFORD	16	0-0-.000	0-0-.000	1-2-.500	1-5-6	2	2	3	1	1
-WINTHROP	21	4-6-.667	0-0-.000	1-5-.200	2-5-7	0	3	2	1	9
-Miami *	35	4-9-.444	0-0-.000	0-0-.000	6-4-10	0	2	2	1	8
-Virginia Commonwealth ^	20	2-3-.667	0-0-.000	0-0-.000	2-3-5	0	1	3	0	4
-UNCG	29	5-8-.625	0-0-.000	1-2-.500	4-3-7	0	1	2	0	11
-MAYLAND-EASTERN SHORE	22	1-5-.200	0-0-.000	1-2-.500	0-1-1	0	1	0	0	3
-No. 2 SYRACUSE *	28	3-7-.429	0-0-.000	0-3-.000	5-0-5	2	2	2	1	6
-BOSTON COLLEGE *	27	1-2-.500	0-0-.000	0-0-.000	1-3-4	0	1	5	0	2
-CLEMSON *	25	5-6-.833	0-0-.000	1-4-.250	2-3-5	0	0	0	1	11
-Notre Dame *	16	2-2-1.000	0-0-.000	0-0-.000	1-3-4	0	6	6	0	4
-WAKE FOREST *	15	3-8-.375	0-0-.000	0-1-.000	4-1-5	0	0	0	2	6
-Virginia *	23	2-3-.667	0-0-.000	3-8-.375	1-1-2	0	1	0	0	7
-Boston College *	17	2-5-.200	0-0-.000	0-0-.000	2-4-6	0	0	0	0	4
-MARYLAND *	23	3-8-.375	0-0-.000	2-7-.286	1-4-5	0	0	2	0	8
-Florida State *	23	0-2-.000	0-0-.000	0-2-.000	5-4-9	0	3	1	0	0
-No. 25 Pittsburgh *	32	4-6-.667	0-0-.000	2-3-.333	2-3-5	0	3	3	1	10
-MIAMI *	22	2-6-.667	0-0-.000	0-1-.000	0-6-6	0	1	2	0	4
-No. 14 VIRGINIA *	28	6-7-.857	0-0-.000	1-3-.333	3-4-7	3	1	1	1	13
-NC STATE *	31	3-6-.500	0-0-.000	3-9-.333	1-2-3	0	2	0	0	9
-No. 6 Duke	27	4-9-.444	0-0-.000	0-0-.000	1-7-8	1	2	3	1	8
-No. 19 NORTH CAROLINA *	19	1-3-.333	0-0-.000	0-0-.000	0-0-0	0	2	0	0	2
-Maryland *	30	6-11-.545	0-0-.000	2-4-.500	5-4-9	0	1	2	0	14
Georgia Tech *										

POINTS	
Season	14 at Maryland (3/4/14)
Career	14 at Maryland (3/4/14)
ACC	14 at Maryland (3/4/14)

MINUTES PLAYED	
Season	35 at Miami (12/8/13)
Career	35 at Miami (12/8/13)
ACC	35 at Miami (12/8/13)

FIELD GOALS MADE	
Season	6 vs UVA (2/18/14), at UMD (3/4/14)
Career	6 vs UVA (2/18/14), at UMD (3/4/14)
ACC	6 vs UVA (2/18/14), at UMD (3/4/14)

FIELD GOAL ATTEMPTS	
Season	11 at Maryland (3/4/14)
Career	11 at Maryland (3/4/14)
ACC	11 at Maryland (3/4/14)

3-PT FIELD GOALS MADE	
Season	N/A
Career	N/A
ACC	N/A

3-PT FIELD GOAL ATTEMPTS	
Season	1 vs USC Upstate (11/9), vs WU (12/3/13)
Career	1 vs USC Upstate (11/9), vs WU (12/3/13)
ACC	N/A

FREE THROWS MADE	
Season	3, 3x, last vs NC State (2/22/14)
Career	4 vs Iowa (11/27/12)
ACC	4 at Maryland (1/5/13)

FREE THROW ATTEMPTS	
Season	9 vs NC State (2/22/14)
Career	9 vs NC State (2/22/14)
ACC	9 vs NC State (2/22/14)

REBOUNDS	
Season	10 at Miami (12/8/13)
Career	10 at Miami (12/8/13)
ACC	10 at Miami (12/8/13)

ASSISTS	
Season	3 vs Virginia (2/18/14)
Career	3 vs Virginia (2/18/14)
ACC	3 vs Virginia (2/18/14)

BLOCKS	
Season	6 at Notre Dame (1/19/14)
Career	6 at Notre Dame (1/19/14)
ACC	6 at Notre Dame (1/19/14)

STEALS	
Season	2 vs Wake Forest (1/22/14)
Career	2 at BYU (12/29/12), vs WF (1/22/14)
ACC	2 vs Wake Forest (1/22/14)



## 2013-2014 NOTES

Has played in all 29 games, making 22 starts ... Named to the All-ACC Academic team ... Blocked five shots in the season opener against USC Upstate ... Blocked two shots and grabbed three rebounds in the win over West Virginia ... Scored nine points and brought down four rebounds against Western Carolina ... Grabbed five rebounds against VMI ... Blocked three shots and brought down four rebounds against Seton Hall ... Scored 10 points and added five rebounds against Furman ... Made his first start of the season against Radford, grabbing six rebounds and blocking three shots ... Nearing a double-double with nine points and seven rebounds against Winthrop ... Grabbed 10 rebounds and scored eight points in the overtime win at Miami ... Blocked three shots and brought down five rebounds against VCU ... Scored 11 points and grabbed seven rebounds against UNCG ... Had six points, five rebounds and two blocks against No. 2 Syracuse ... Blocked five shots against Boston College ... Scored 11 points and brought down five rebounds against Clemson ... Blocked a career-high six shots at Notre Dame ... Scored seven points at Virginia ... Grabbed six rebounds at Boston College ... Scored eight points and brought down five rebounds against Maryland ... Grabbed nine rebounds and blocked a shot before fouling out at Florida State ... Blocked three shots and scored 10 points at Pittsburgh ... Scored 13 points against Virginia, adding seven rebounds and three assists ... Scored nine points against NC State ... Blocked three shots, also posting eight points and eight rebounds at No. 6 Duke ... Nearing a double-double with 14 points and nine rebounds at Maryland.

## CAREER STATISTICS

Year	GP-GS	Min-Avg.	FGM-FGA-Pct.	3FG-FGA-Pct.	FTM-FTA-Pct.	Off.-Def.	Reb.-Avg.	A-TO	Blk	Stl	TP-Avg.
11-12	3-0	10-3.3	0-0-.000	0-0-.000	0-0-.000	0-0	0-0.0	0-0	1	0	0-0.0
12-13	32-4	467-14.6	41-78-.526	0-0-.000	25-55-.455	46-54	100-3.1	4-35	21	9	107-3.3
13-14	29-22	629-21.7	72-142-.507	0-1-.000	27-77-.351	63-84	147-5.1	9-42	52	11	171-5.9
<b>Career</b>	<b>64-26</b>	<b>1106-17.3</b>	<b>113-220-.514</b>	<b>0-1-.000</b>	<b>52-132-.394</b>	<b>109-138</b>	<b>247-3.9</b>	<b>13-77</b>	<b>74</b>	<b>20</b>	<b>278-4.3</b>

# MARSHALL WOOD

SOPHOMORE • FORWARD • 6-8 • 210  
RUSTBURG, VA. • RUSTBURG

# #33



## SEASON STATISTICS

## SEASON/CAREER GAME HIGHS

Opponent	Min	FG-A-%	3FG-A-%	FT-A-%	O-D-T	A	TO	Blk	Stl	Pts
-USC UPSTATE #	21	1-4-.250	1-4-.250	0-0-.000	0-3-3	0	0	1	0	3
-WEST VIRGINIA	22	1-5-.200	0-2-.200	2-2-1.000	1-5-6	0	1	0	0	4
-WESTERN CAROLINA #	13	1-3-.333	1-2-.500	0-0-.000	1-1-2	1	2	1	0	3
-VMI	14	2-4-.500	1-1-1.000	2-2-1.000	1-7-8	0	0	0	0	7
-No. 1 Michigan State #	19	2-2-1.000	0-0-.000	1-1-1.000	2-3-5	1	1	0	0	5
Seton Hall #	14	1-2-.500	0-0-.000	1-2-.500	1-2-3	1	2	0	0	3
FURMAN	19	4-8-.500	3-5-.600	2-2-1.000	1-3-4	1	1	1	0	13
RADFORD	24	3-4-.750	1-2-.500	3-3-1.000	0-6-6	0	1	1	0	10
WINTHROP	20	1-3-.333	1-2-.500	0-0-.000	2-5-7	2	3	1	0	3
-Miami *	30	3-9-.333	3-6-.500	0-0-.000	1-5-6	1	2	0	1	9
-Virginia Commonwealth ^	17	2-5-.400	2-3-.667	0-0-.000	1-3-4	0	2	0	0	6
-UNCG	33	4-13-.308	2-7-.286	4-6-.667	0-5-5	0	1	1	0	14
-MAYLAND-EASTERN SHORE	21	3-7-.429	0-2-.000	1-2-.500	2-3-5	0	0	0	1	7
No. 2 SYRACUSE *	8	0-1-.000	0-0-.000	0-0-.000	0-2-2	0	0	0	0	0
BOSTON COLLEGE *	1	0-0-.000	0-0-.000	0-0-.000	0-0-0	0	0	0	0	0
CLEMSON *		--DNP--								
Notre Dame *	13	0-2-.000	0-1-.000	0-0-.000	1-4-5	0	1	0	0	0
WAKE FOREST *	10	1-2-.500	0-1-.000	0-0-.000	1-0-1	1	0	0	0	2
Virginia *	7	0-1-.000	0-1-.000	0-0-.000	0-2-2	0	1	0	0	0
-Boston College *	13	0-3-.000	0-0-.000	1-2-.500	3-0-3	0	1	0	0	1
-MARYLAND *	16	1-4-.250	0-1-.000	0-0-.000	3-1-4	0	1	1	0	2
Florida State *		--DNP--								
No. 25 Pittsburgh *		--DNP--								
MIAMI *		--DNP--								
No. 14 VIRGINIA *		--DNP--								
NC STATE *	9	0-1-.000	0-1-.000	0-0-.000	0-2-2	0	1	0	0	0
No. 6 Duke	7	0-0-.000	0-0-.000	0-0-.000	0-0-0	0	2	0	0	0
No. 19 NORTH CAROLINA *	11	1-1-1.000	1-1-1.000	0-0-.000	0-2-2	0	1	0	0	3
Maryland *	15	0-4-.000	0-2-.000	2-2-1.000	1-2-3	0	0	0	0	2
Georgia Tech *										

\*- ACC games; # - Coaches vs. Cancer Classic; ^ - Governor's Holiday Hoops Classic.

### POINTS

Season 14 vs UNCG (12/28/13)  
Career 14 at NC St (2/16/13), vs UNCG (12/28/13)  
ACC 14 at NC State (2/16/13)

### MINUTES PLAYED

Season 33 vs UNCG (12/28/13)  
Career 33 vs UNCG (12/28/13)  
ACC 31 at NC State (2/16/13)

### FIELD GOALS MADE

Season 4 vs Furman (11/26), vs UNCG (12/28/13)  
Career 5 at NC State (2/16/13)  
ACC 5 at NC State (2/16/13)

### FIELD GOAL ATTEMPTS

Season 13 vs UNCG (12/28/13)  
Career 13 vs UNCG (12/28/13)  
ACC 10 at NC State (2/16/13)

### 3-PT FIELD GOALS MADE

Season 3 vs Furman (11/26/13), at UM (12/8/13)  
Career 4 at NC State (2/16/13)  
ACC 4 at NC State (2/16/13)

### 3-PT FIELD GOAL ATTEMPTS

Season 7 vs UNCG (12/28/13)  
Career 9 at NC State (2/16/13)  
ACC 9 at NC State (2/16/13)

### FREE THROWS MADE

Season 4 vs UNCG (12/28/13)  
Career 6 vs Oklahoma State (12/1/12)  
ACC 1 at Boston College (1/29/14)

### FREE THROW ATTEMPTS

Season 6 vs UNCG (12/28/13)  
Career 7 vs ASU (11/23/12), vs Ok St (12/1/12)  
ACC 3 vs Miami (1/30/13)

### REBOUNDS

Season 8 vs VMI (11/18/13)  
Career 16 at NC State (2/16/13)  
ACC 16 at NC State (2/16/13)

### ASSISTS

Season 2 vs Winthrop (12/3/13)  
Career 2, 4x, last vs Winthrop (12/3/13)  
ACC 2 at Clemson (1/27/13)

### BLOCKS

Season 1, 7x, last vs Maryland (2/1/14)  
Career 4 vs URI (11/12/12)  
ACC 1, 3x, last vs Maryland (2/1/14)

### STEALS

Season 1 at Miami (12/8/13), vs UMES (12/31/13)  
Career 1, 5x, last vs UMES (12/31/13)  
ACC 1 at Clemson (1/27/13), at Miami (12/8/13)



## 2013-2014 NOTES

Has played in 24 games, making 11 starts ... Grabbed six rebounds and scored four points in the win over West Virginia ... Scored seven points and brought down eight rebounds in just 14 minutes of action against VMI ... Scored five points and grabbed five rebounds against Michigan State ... Put up 13 points and added four rebounds against Furman ... Scored 10 points and grabbed six rebounds in the win over Radford ... Brought down seven rebounds and added two assists against Winthrop ... Scored nine points, all coming from three-point range, and brought down six rebounds at Miami ... Had six points and four rebounds against VCU ... Led the team with 14 points, also adding five rebounds against UNCG ... Scored seven points and grabbed five rebounds against UMES ... Saw limited action against No. 2 Syracuse still recovering from the flu ... Missed the game at Florida State due to illness.

## CAREER STATISTICS

Year	GP-GS	Min-Avg.	FGM-FGA-Pct.	3FG-FGA-Pct.	FTM-FTA-Pct.	Off.-Def.	Reb-Avg.	A-TO	Blk	Stl	TP-Avg.
12-13	25-0	410-16.4	27-89-.303	13-55-.236	23-36-.639	24-71	95-3.8	13-22	10	3	90-3.6
13-14	24-11	377-15.7	31-88-.352	16-44-.364	19-24-.792	22-66	88-3.7	8-24	7	2	97-4.0
<b>Career</b>	<b>49-11</b>	<b>787-16.1</b>	<b>58-177-.328</b>	<b>29-99-.293</b>	<b>42-60-.700</b>	<b>46-137</b>	<b>183-3.7</b>	<b>21-46</b>	<b>17</b>	<b>5</b>	<b>187-3.8</b>

# BEN EMELOGU

# #15



FRESHMAN • GUARD • 6-5 • 205  
GRAND PRAIRIE, TEXAS • SOUTH GRAND PRAIRIE

## SEASON STATISTICS

Opponent	Min	FG-A-%	3FG-A-%	FT-A-%	O-D-T	A	TO	Blk	Stl	Pts
USC UPSTATE #	12	2-4-.500	2-3-.667	0-0-.000	0-1-1	2	1	0	1	6
WEST VIRGINIA	30	7-16-.438	3-6-.500	5-6-.833	2-4-6	1	1	3	0	22
WESTERN CAROLINA #	27	5-9-.556	2-5-.200	4-6-.667	1-2-3	1	1	0	0	16
VMI	22	6-13-.462	4-7-.571	3-3-1.000	2-2-4	3	2	0	0	19
No. 1 Michigan State #	19	2-6-.333	1-4-.250	0-0-.000	0-2-2	1	3	0	0	5
Seton Hall #	24	7-11-.636	4-5-.800	0-0-.000	0-0-0	0	1	0	0	18
FURMAN		--DNP--								
RADFORD		--DNP--								
WINTHROP		--DNP--								
Miami *	34	5-14-.357	1-7-.143	0-0-.000	1-4-5	2	2	0	1	11
-Virginia Commonwealth ^	28	3-10-.300	1-4-.250	5-6-.833	1-5-6	1	7	0	1	12
-UNCG	33	4-8-.500	1-3-.333	2-2-1.000	0-5-5	2	1	0	1	11
-MAYLAND-EASTERN SHORE	24	1-7-.143	0-3-.000	0-0-.000	0-3-3	9	0	1	0	2
-No. 2 SYRACUSE *	31	3-9-.333	2-8-.250	1-3-.333	0-2-2	0	0	0	1	9
-BOSTON COLLEGE *	24	2-9-.222	1-3-.333	3-4-.750	1-3-4	2	1	0	1	8
-CLEMSON *	33	4-10-.500	2-5-.400	1-2-.500	1-5-6	3	2	0	2	11
Notre Dame *		--DNP--								
WAKE FOREST *		--DNP--								
Virginia *	19	2-6-.333	2-6-.333	0-0-.000	0-1-1	1	1	0	0	6
-Boston College *	32	3-11-.273	1-4-.250	1-2-.500	0-0-0	2	2	0	2	8
-MARYLAND *	32	7-12-.583	3-6-.500	4-4-1.000	0-2-2	2	1	0	1	21
-Florida State *	27	4-13-.308	0-4-.000	0-2-.000	1-1-2	2	0	0	0	8
-No. 25 Pittsburgh *	36	2-8-.250	2-7-.286	0-0-.000	1-2-3	3	3	0	0	6
-MIAMI *	30	3-6-.500	2-4-.500	1-2-.500	0-3-3	2	0	1	2	9
-No. 14 VIRGINIA *	26	2-6-.333	2-4-.500	2-5-.200	0-4-4	1	3	0	0	8
NC STATE *		--DNP--								
No. 6 Duke		--DNP--								
No. 19 NORTH CAROLINA *		--DNP--								
Maryland *		--DNP--								
Georgia Tech *		--DNP--								

\* - ACC games; # - Coaches vs. Cancer Classic; ^ - Governor's Holiday Hoops Classic.

## 2013-2014 NOTES

Has played in 20 games, making 12 starts ... Was named team captain before the season ... Scored six points and added two assists in limited action against USC Upstate ... Put up 22 points, grabbed six rebounds and blocked three shots in the win over West Virginia ... Scored 16 points against Western Carolina ... Had three assists and 19 points against VMI ... Made four threes as part of an 18-point night against Seton Hall ... Missed the Furman, Radford and Winthrop games due to concussion symptoms ... Had 11 points and five rebounds in the overtime win at Miami ... Made his first career start against VCU, scoring 12 points and grabbing six rebounds ... Scored 11 points and added five rebounds against UNCG ... Had nine assists in the win over UMES ... Scored nine points against No. 2 Syracuse ... Scored eight points and grabbed four rebounds against Boston College ... Scored 11 points and brought down six rebounds against Clemson ... Missed the game at Notre Dame and against Wake Forest due to a right ankle sprain ... Scored six points at Virginia ... Made two steals and added eight points at Boston College ... Led the team with 21 points against Maryland ... Scored eight points at Florida State ... Had three assists and six points at Pittsburgh ... Scored nine points and had two steals in the win over Miami ... Scored eight points and grabbed four rebounds against Virginia ... Missed the NC State, Duke, North Carolina and Maryland games with an ankle injury.

## SEASON/CAREER GAME HIGHS

### POINTS

Season	22 vs West Virginia (11/12/13)
Career	22 vs West Virginia (11/12/13)
ACC	21 vs Maryland (2/1/14)

### MINUTES PLAYED

Season	36 at Pittsburgh (2/8/14)
Career	36 at Pittsburgh (2/8/14)
ACC	36 at Pittsburgh (2/8/14)

### FIELD GOALS MADE

Season	7, 3x, last vs Maryland (2/1/14)
Career	7, 3x, last vs Maryland (2/1/14)
ACC	5 at Miami (12/8/13), vs Maryland (2/1/14)

### FIELD GOAL ATTEMPTS

Season	16 vs West Virginia (11/12/13)
Career	16 vs West Virginia (11/12/13)
ACC	14 at Miami (12/8/13)

### 3-PT FIELD GOALS MADE

Season	4 vs VMI (11/18/13), vs SHU (11/23/13)
Career	4 vs VMI (11/18/13), vs SHU (11/23/13)
ACC	3 vs Maryland (2/1/14)

### 3-PT FIELD GOAL ATTEMPTS

Season	8 vs Syracuse (1/7/14)
Career	8 vs Syracuse (1/7/14)
ACC	8 vs Syracuse (1/7/14)

### FREE THROWS MADE

Season	5 vs WVU (11/12/13), vs VCU (12/21/13)
Career	5 vs WVU (11/12/13), vs VCU (12/21/13)
ACC	4 vs Maryland (2/1/14)

### FREE THROW ATTEMPTS

Season	6, 3x, last vs VCU (12/21/13)
Career	6, 3x, last vs VCU (12/21/13)
ACC	5 vs Virginia (2/18/14)

### REBOUNDS

Season	6, 3x, vs Clemson (1/15/14)
Career	6, 3x vs Clemson (1/15/14)
ACC	6 vs Clemson (1/15/14)

### ASSISTS

Season	9 vs UMES (12/31/13)
Career	9 vs UMES (12/31/13)
ACC	3 vs Clemson (1/15/14)

### BLOCKS

Season	3 vs West Virginia (11/12/13)
Career	3 vs West Virginia (11/12/13)
ACC	1 vs. Miami (2/15/14)

### STEALS

Season	2, 3x, last vs. Miami (2/15/14)
Career	2, 3x, last vs. Miami (2/15/14)
ACC	2, 3x, last vs. Miami (2/15/14)



## CAREER STATISTICS

Year	GP-GS	Min-Avg.	FGM-FGA-Pct.	3FG-FGA-Pct.	FTM-FTA-Pct.	Off.-Def.	Reb-Avg.	A-TO	Blk	Stl	TP-Avg.
13-14	20-12	543-27.2	74-188-.394	36-98-.367	32-47-.681	11-51	62-3.1	40-32	5	13	216-10.8

# TREVOR THOMPSON

# #32



FRESHMAN • FORWARD • 6-11 • 210  
 INDIANAPOLIS, IND. •  
 ST. JOHN'S NORTHWESTERN MILITARY ACADEMY

## SEASON STATISTICS

## SEASON/CAREER GAME HIGHS

Opponent	Min	FG-A-%	3FG-A-%	FT-A-%	O-D-T	A	TO	Blk	Stl	Pts
USC UPSTATE #		--DNP --								
WEST VIRGINIA	17	2-4-.500	0-0-.000	3-8-.375	1-4-5	0	0	3	0	5
WESTERN CAROLINA #	21	4-7-.571	0-0-.000	7-11-.363	2-9-11	1	3	1	1	15
VMI	15	2-7-.286	0-0-.000	0-0-.000	2-4-6	0	1	5	0	4
No. 1 Michigan State #	16	1-3-.333	0-0-.000	0-0-.000	1-1-2	0	4	0	1	2
Seton Hall #	8	0-2-.000	0-0-.000	0-0-.000	1-0-1	0	0	0	0	0
FURMAN	10	0-0-.000	0-0-.000	0-0-.000	0-1-1	0	2	1	0	0
RADFORD	13	0-0-.000	0-0-.000	1-2-.500	0-1-1	0	1	1	1	1
WINTHROP	2	0-0-.000	0-0-.000	0-0-.000	0-0-0	0	0	0	0	0
Miami *	4	0-0-.000	0-0-.000	0-0-.000	0-0-0	0	0	0	0	0
Virginia Commonwealth ^	18	1-5-.200	0-0-.000	2-4-.500	2-6-8	0	2	1	0	4
UNCG	3	2-4-.500	0-0-.000	0-0-.000	0-2-2	0	0	1	0	4
MAYLAND-EASTERN SHORE	10	2-3-.667	0-0-.000	4-4-1.000	2-3-4	0	2	0	0	8
-No. 2 SYRACUSE *	10	1-2-.500	0-0-.000	2-2-1.000	1-1-2	1	0	1	0	4
BOSTON COLLEGE *	13	1-2-.500	0-0-.000	2-2-1.000	2-3-5	0	0	0	0	4
CLEMSON *	4	0-2-.000	0-0-.000	0-0-.000	1-0-1	0	0	0	0	0
Notre Dame *	7	1-4-.250	0-0-.000	0-0-.000	1-1-2	0	0	0	0	2
WAKE FOREST *	18	3-6-.500	0-0-.000	4-7-.571	7-5-12	0	1	2	0	10
Virginia *	15	1-4-.250	0-0-.000	0-0-.000	1-4-5	0	1	0	0	2
Boston College *	15	0-5-.000	0-0-.000	2-2-1.000	1-2-3	0	1	2	0	2
MARYLAND *	11	2-6-.333	0-0-.000	3-4-.750	2-2-4	0	0	1	1	7
-Florida State *	22	3-5-.600	0-0-.000	0-0-.000	2-4-6	0	2	3	0	6
-No. 25 Pittsburgh *	29	3-6-.500	0-0-.000	2-2-1.000	0-6-6	1	2	1	0	8
-MIAMI *	27	3-8-.375	0-0-.000	2-4-.500	3-9-12	0	2	1	0	8
-No. 14 VIRGINIA *	22	2-4-.500	0-0-.000	0-0-.000	0-2-2	1	3	2	0	4
-NC STATE *	18	3-6-.500	0-0-.000	3-6-.500	3-6-9	0	4	0	0	9
-No. 6 Duke	35	6-9-.667	0-0-.000	3-4-.750	2-4-6	1	1	1	3	15
-No. 19 NORTH CAROLINA *	22	3-7-.429	0-0-.000	2-2-1.000	2-4-6	0	3	0	1	8
-Maryland *	31	2-7-.286	0-0-.000	2-5-.400	2-8-10	1	7	0	0	6
Georgia Tech *										

### POINTS

Season	15 vs WCU (11/15/13), at Duke (2/25/14)
Career	15 vs WCU (11/15/13), at Duke (2/25/14)
ACC	15 at Duke (2/25/14)

### MINUTES PLAYED

Season	35 at Duke (2/25/14)
Career	35 at Duke (2/25/14)
ACC	35 at Duke (2/25/14)

### FIELD GOALS MADE

Season	6 at Duke (2/25/14)
Career	6 at Duke (2/25/14)
ACC	6 at Duke (2/25/14)

### FIELD GOAL ATTEMPTS

Season	9 at Duke (2/25/14)
Career	9 at Duke (2/25/14)
ACC	9 at Duke (2/25/14)

### 3-PT FIELD GOALS MADE

Season	N/A
Career	N/A
ACC	N/A

### 3-PT FIELD GOAL ATTEMPTS

Season	N/A
Career	N/A
ACC	N/A

### FREE THROWS MADE

Season	7 vs Western Carolina (11/15/13)
Career	7 vs Western Carolina (11/15/13)
ACC	4 vs Wake Forest (1/22/14)

### FREE THROW ATTEMPTS

Season	11 vs Western Carolina (11/15/13)
Career	11 vs Western Carolina (11/15/13)
ACC	7 vs Wake Forest (1/22/14)

### REBOUNDS

Season	12 vs Wake Forest (1/22/14)
Career	12 vs Wake Forest (1/22/14)
ACC	12 vs Wake Forest (1/22/14)

### ASSISTS

Season	1, 6x, last at Maryland (3/4/14)
Career	1, 6x, last at Maryland (3/4/14)
ACC	1, 5x, last at Maryland (3/4/14)

### BLOCKS

Season	5 vs VMI (11/18/13)
Career	5 vs VMI (11/18/13)
ACC	3 at Florida State (2/5/14)

### STEALS

Season	3 at Duke (2/25/14)
Career	3 at Duke (2/25/14)
ACC	3 at Duke (2/25/14)



## 2013-2014 NOTES

Has played in 28 games, making nine starts ... Named to the All-ACC Academic team ... Made collegiate debut in the win over West Virginia, scoring five points, grabbing five rebounds and blocking three shots ... Recorded a double-double with 15 points and 11 rebounds against Western Carolina ... Grabbed six rebounds and blocked five shots against VMI ... Grabbed eight rebounds and added four points off the bench against VCU ... Scored four points and blocked a shot in just three minutes of action against UNCG ... Brought down four rebounds and added eight points against UMES ... Made the first start of his career against No. 2 Syracuse, scoring four points and grabbing two rebounds ... Recorded the second double-double of his career with 10 points and 12 rebounds against Wake Forest ... Scored seven points and added four rebounds against Maryland ... Scored six points, grabbed six rebounds and blocked three shots at Florida State ... Had eight points and six rebounds at Pittsburgh ... Grabbed 12 rebounds and scored eight points in the win over Miami ... Neared a double-double with nine points and nine rebounds against NC State ... Matched his career best with 15 points, adding three steals and six rebounds at No. 6 Duke ... Scored eight points and grabbed six rebounds against No. 19 North Carolina ... Led all players with 10 rebounds, also adding six points, at Maryland.

## CAREER STATISTICS

Year	GP-GS	Min-Avg.	FGM-FGA-Pct.	3FG-FGA-Pct.	FTM-FTA-Pct.	Off.-Def.	Reb-Avg.	A-TO	Blk	Stl	TP-Avg.
13-14	28-9	436-15.6	48-118-.407	0-0-.000	44-69-.638	41-92	133-4.8	6-42	27	8	140-5.0

# DEVIN WILSON

FRESHMAN • GUARD • 6-4 • 185  
MCKEES ROCKS, PA • MONTOUR

# #11



## SEASON STATISTICS

Opponent	Min	FG-A-%	3FG-A-%	FT-A-%	O-D-T	A	TO	Blk	Stl	Pts
- USC UPSTATE #	34	1-3-.333	0-1-.000	2-4-.500	1-3-4	3	3	0	0	4
- WEST VIRGINIA	34	4-7-.571	0-1-.000	8-8-1.000	0-5-5	4	2	0	0	16
- WESTERN CAROLINA #	35	2-4-.500	0-0-.000	4-8-.500	1-4-5	4	4	0	0	5
- VMI	31	4-7-.571	0-1-.000	5-5-1.000	1-4-5	4	5	0	1	13
- No. 1 Michigan State #	26	0-2-.000	0-0-.000	0-0-.000	0-2-2	5	4	0	2	0
- Seton Hall #	30	0-3-.000	0-0-.000	2-2-1.000	0-5-5	8	2	0	1	2
- FURMAN	31	2-4-.500	0-2-.000	2-3-.667	0-4-4	11	1	0	0	6
- RADFORD	26	3-5-.600	1-2-.500	1-2-.500	0-2-2	3	4	0	1	8
- WINTHROP	37	3-3-1.000	0-0-.000	5-6-.833	0-3-3	8	5	1	0	11
- Miami *	40	0-2-.000	0-0-.000	1-3-.333	0-2-2	5	1	0	1	1
- Virginia Commonwealth ^	32	1-4-.250	0-0-.000	2-4-.500	1-3-4	4	6	0	1	4
- UNCG	35	2-4-.500	0-0-.000	3-7-.429	1-6-7	6	3	0	0	7
- MAYLAND-EASTERN SHORE	27	4-6-.667	1-1-1.000	7-8-.875	0-2-2	3	3	1	1	16
- No. 2 SYRACUSE *	27	0-3-.000	0-1-.000	3-4-.750	0-1-1	2	2	0	2	3
- BOSTON COLLEGE *	30	3-4-.750	1-1-1.000	2-8-.250	2-4-6	4	0	0	3	9
- CLEMSON *	32	5-11-.454	2-2-1.000	2-8-.250	0-1-1	2	2	0	0	14
- Notre Dame *	36	7-10-.700	1-2-.500	5-7-.714	0-4-4	7	2	0	1	20
- WAKE FOREST *	40	6-10-.600	3-4-.750	11-14-.786	2-2-4	4	2	0	2	26
- Virginia *	39	2-8-.250	0-1-.000	8-11-.727	0-2-2	1	2	1	2	12
- Boston College *	38	1-5-.200	0-1-.000	3-7-.429	1-0-1	1	3	0	0	5
- MARYLAND *	40	2-6-.333	0-1-.000	2-4-.500	2-1-3	4	3	0	0	6
- Florida State *	31	1-8-.125	0-3-.000	2-3-.667	1-3-4	3	1	1	3	4
- No. 25 Pittsburgh *	46	1-9-.111	0-1-.000	8-11-.727	0-4-4	4	7	0	0	10
- MIAMI *	39	2-9-.222	0-2-.000	8-11-.727	0-3-3	9	2	0	0	12
- No. 14 VIRGINIA *	37	5-7-.714	1-1-1.000	2-2-1.000	0-3-3	5	1	0	0	13
- NC STATE *	39	2-6-.333	1-2-.500	9-11-.818	1-1-2	9	5	0	0	14
- No. 6 Duke	38	3-12-.250	0-2-.000	1-1-1.000	0-3-3	4	6	0	0	7
- No. 19 NORTH CAROLINA *	39	3-13-.231	1-6-1.67	8-12-.667	1-2-3	7	2	1	0	15
- Maryland *	39	1-10-.100	1-3-.333	2-2-1.000	0-2-2	4	4	0	2	5
- Georgia Tech *										

\*- ACC games; # - Coaches vs. Cancer Classic; ^ - Governor's Holiday Hoops Classic.

## 2013-2014 NOTES

Has started all 29 games ... Had four points and three assists in his collegiate debut against USC Upstate ... Went a perfect 8-for-8 from the free throw line enroute to a 16-point, five-rebound outing in the win over West Virginia ... Had four assists and five points against Western Carolina ... Had four assists and 13 points against VMI ... Made two steals and added five assists against Michigan State ... Tallied eight assists and grabbed five rebounds against Seton Hall ... Matched a freshman record with 11 assists, also adding six points against Furman ... Scored eight points in the win over Radford ... Neared a perfect shooting night, going 3-for-3 from the field and 5-for-6 from the line enroute to an 11-point, eight-assist performance against Winthrop ... Had five assists in the overtime win at Miami ... Scored four points and added four assists against VCU ... Had six assists, seven points and seven rebounds against UNCG ... Matched a career best with 16 points in the win over UMES ... Scored nine points, grabbed six rebounds and added four assists against Boston College ... Led the team with 14 points against Clemson ... Scored 18 points in the second half and finished the game at Notre Dame with 20 points and seven assists ... Had another impressive second half, finishing the game with 26 points and four assists ... Led the team with 12 points at Virginia Had four points, three assists and three steals at Florida State ... Scored 10 points, eight of which came from the free throw line, and added four assists at Pittsburgh ... Helped lead the Hokies with 12 points and nine assists against Miami ... Helped lead the way with 13 points and five assists, setting a new Tech freshman season assist record in the process, against Virginia ... Helped lead the team with 14 points and nine assists against NC State ... Had seven points and four assists at No. 6 Duke ... Scored 15 points and added seven assists against No. 19 North Carolina ... Scored five points and added four assists at Maryland.

## SEASON/CAREER GAME HIGHS

### POINTS

Season	26 vs Wake Forest (1/22/13)
Career	26 vs Wake Forest (1/22/13)
ACC	26 vs Wake Forest (1/22/13)

### MINUTES PLAYED

Season	46 at Pittsburgh (2/8/14)
Career	46 at Pittsburgh (2/8/14)
ACC	46 at Pittsburgh (2/8/14)

### FIELD GOALS MADE

Season	7 at Notre Dame (1/19/14)
Career	7 at Notre Dame (1/19/14)
ACC	7 at Notre Dame (1/19/14)

### FIELD GOAL ATTEMPTS

Season	13 vs North Carolina (3/1/14)
Career	13 vs North Carolina (3/1/14)
ACC	13 vs North Carolina (3/1/14)

### 3-PT FIELD GOALS MADE

Season	3 vs Wake Forest (1/22/14)
Career	3 vs Wake Forest (1/22/14)
ACC	3 vs Wake Forest (1/22/14)

### 3-PT FIELD GOAL ATTEMPTS

Season	6 vs North Carolina (3/1/14)
Career	6 vs North Carolina (3/1/14)
ACC	6 vs North Carolina (3/1/14)

### FREE THROWS MADE

Season	11 vs Wake Forest (1/22/14)
Career	11 vs Wake Forest (1/22/14)
ACC	11 vs Wake Forest (1/22/14)

### FREE THROW ATTEMPTS

Season	14 vs Wake Forest (1/22/14)
Career	14 vs Wake Forest (1/22/14)
ACC	14 vs Wake Forest (1/22/14)

### REBOUNDS

Season	7 vs UNCG (12/28/13)
Career	7 vs UNCG (12/28/13)
ACC	4, 4x, last at Pittsburgh (2/8/14)

### ASSISTS

Season	11 vs Furman (11/26/13)
Career	11 vs Furman (11/26/13)
ACC	9 vs. Miami (2/15/14), vs NC State (2/22/14)

### BLOCKS

Season	1, 5x, last vs North Carolina (3/1/14)
Career	1, 5x, last vs North Carolina (3/1/14)
ACC	1, 3x, last vs North Carolina (3/1/14)

### STEALS

Season	3 at Florida State (2/5/14)
Career	3 at Florida State (2/5/14)
ACC	3 at Florida State (2/5/14)



## CAREER STATISTICS

Year	GP-GS	Min-Avg.	FGM-FGA-Pct.	3FG-FGA-Pct.	FTM-FTA-Pct.	Off.-Def.	Reb-Avg.	A-TO	Blk	Stl	TP-Avg.
13-14	29-29	1008-34.8	70-185-.378	13-41-.317	118-176-.670	15-81	96-3.3	138-87	5	23	271-9.3

# GAME 1

## USC UPSTATE64, VIRGINIA TECH 63

NOV. 9, 2013 • 12 P.M. • BLACKSBURG, VA.

Virginia Tech lost 64-63 to USC Upstate in men's basketball action Saturday afternoon at Cassell Coliseum. This was the season-opener for both teams.

The game was close throughout, with neither team leading by more than six points. Tech took a 15-9 lead on a 3-pointer by freshman **Ben Emelogu** with 13:33 remaining in the first half. The game was tied at 23 with 5:45 remaining before intermission, and the lead flipped back and forth for the rest of the half. The Spartans took a 33-31 lead into the locker room.

Upstate opened the second half on a 10-7 run and took a 43-38 lead with 16:40 remaining on a jumper by Ty Greene, but the Hokies were able to reclaim the lead and took a 58-53 lead with 8:51 remaining on a 3-pointer by **Will Johnston**. Upstate then went ahead 60-58 with 7:04 remaining on a lay-up by Torrey Craig. Following a lay-up by Tech senior **Cadarian Raines** to tie the game at 62 with 4:09 to play, the Hokies could manage only one free throw by senior **Jarell Eddie** in the final four minutes.

With USC Upstate leading 64-63 in the final minute, the Hokies were able to get a few chances to take the lead, but all fell short and the Spartans claimed the victory.

Eddie led all scorers with 18 points and led Tech with seven rebounds. Raines, who was held scoreless in the first half, tallied a career-high 17 points and grabbed four rebounds. Redshirt sophomore **Joey van Zegeren** also grabbed seven rebounds in the loss and recorded a career-high five blocked shots. Green led the Spartans with 17 points and Craig added 13 points. Ricardo Glenn had 10 points, and Jodd Maxey grabbed a game-high 10 rebounds.

The Hokies held the Spartans to just 37.5 percent from the floor and just five of 16 from beyond the 3-point arc (31.3 percent). Tech shot 39 percent from the field, including 36.4 percent from beyond the 3-point arc. The rebounds were even at 39. The Hokies made just nine of 18 free-throw attempts, including 5 of 13 in the second half.

### USC Upstate (1-0, 0-0 A-Sun)

Player	MP	FG	FT	TR	PF	A	TO	Blk	Stl	TP
Ricardo Glenn, f	21	3-6	4-4	3	5	1	2	0	0	10
Torrey Craig, f	32	5-20	3-4	8	1	3	2	3	0	13
Jodd Maxey, g	33	2-8	0-2	10	3	1	0	2	1	4
Ty Greene, g	34	6-9	2-3	5	3	3	1	1	0	17
Mario Blessing, g	32	3-6	0-0	1	1	2	1	1	0	8
ShunQuez Stephens	3	0-0	0-0	0	1	0	0	0	0	0
Fred Miller	22	1-6	1-2	1	2	3	1	0	2	3
Babatund Olumuyiwa	23	4-9	1-1	5	0	1	2	2	1	9
TEAM				6						
Totals	200	24-64	11-16	39	16	14	9	9	4	64

### VIRGINIA TECH (0-1, 0-0 ACC)

Player	MP	FG	FT	TR	PF	A	TO	Blk	Stl	TP
Cadarian Raines, f	26	7-10	3-4	4	1	1	1	0	1	17
Jarell Eddie, f	35	6-21	4-5	7	1	1	2	0	1	18
Marshall Wood, g	21	1-4	0-0	3	0	0	0	1	0	3
Adam Smith, g	28	3-10	0-0	3	1	3	1	0	0	7
Devin Wilson, g	34	1-3	2-4	4	2	3	3	0	0	4
Joey van Zegeren	22	1-5	0-3	7	1	0	0	5	0	2
Ben Emelogu	12	2-4	0-0	1	4	2	1	0	1	6
Christian Beyer	11	0-0	0-2	4	2	1	1	0	0	0
Will Johnston	11	2-2	0-0	0	0	0	0	0	0	6
TEAM				6			1			
Totals	200	23-59	9-18	39	12	11	10	6	3	63

**3-Pointers**.....VT 8 (Eddie 2, Emelogu 2, Johnston 2, Smith, Wood)

.....USC Upstate 5 (Greene 3, Blessing 2)

**Blocks**.....VT 6 (van Zegeren 5, Wood)

.....USC Upstate 9 (Craig 3, Maxey 2, Olumuyiwa 2,

Greene, Blessing)

**Steals**.....VT 3 (Eddie, Emelogu, Raines)

.....USC Upstate 4 (Miller 2, Maxey, Olumuyiwa)

**Officials**.....Palacz, Ostwalt, Butler

**Technical**.....None

**Attendance**.....5,321

**Percentages:**

USC Upstate FG%...37.5 3FG%...31.3 FT%...68.8

Virginia Tech FG%...39.0 3FG%...36.4 FT%...50.0

USC Upstate 33 31 — 64

Virginia Tech 31 32 — 63

# GAME 2

## VIRGINIA TECH 87, WEST VIRGINIA 82

NOV. 12, 2013 • 1 P.M. • BLACKSBURG, VA.

Virginia Tech freshman **Ben Emelogu** scored a game-high 22 points, and **Adam Smith** made some key plays down the stretch to help the Hokies rally past West Virginia 87-82.

Smith scored 19 points for the Hokies who rallied from a 17-point deficit in the first half. He scored seven of Tech's last nine points in the game – all in the final 1:46.

His basket with 1:46 left in the game gave Tech an 80-77 lead. West Virginia cut the lead to 80-79 on a bucket by Juwan Staten with 44 seconds left.

Smith then made one of the biggest plays of the game. He drove to the basket, put up a shot and made it, getting fouled in the process. He made the free throw, and the three-point play gave the Hokies an 83-79 lead with 33.2 seconds remaining.

West Virginia's Remi Dibo then hit a 3-pointer with 23.7 seconds left to cut the lead to 83-82, but Smith answered again, hitting two free throws to push the lead to 85-82 with 16.2 seconds remaining.

West Virginia (1-1) had a chance to tie the game, but Nathan Adrian's 3-pointer was short, and Tech freshman **Devin Wilson** got the rebound. Wilson made two free throws with 5 seconds left to seal the game for Virginia Tech.

Emelogu scored 13 of his 22 in the first half, rallying the Hokies from that 17-point deficit. Tech went on a 12-1 run that ended with Emelogu's 3-pointer at the buzzer to cut the lead to 41-36 at halftime. The Hokies then scored the first eight points of the second half, using that 20-1 run spanning both halves to get back into the game.

Wilson finished with 16 points for the Hokies, making 4 of 7 from the floor and all eight of his free-throw attempts. **Jarell Eddie** had 10 points – all in the second half.

Dibo led West Virginia with 17 points, while Eron Harris added 16 for the cold-shooting Mountaineers. West Virginia shot just 35.7 percent from the floor (25 of 70).

### WEST VIRGINIA (1-1, 0-0 Big 12)

Player	MP	FG	FT	TR	PF	A	TO	Blk	Stl	TP
Devin Williams, f	23	1-8	4-8	11	5	1	2	0	0	6
Nathan Adrian, f	20	3-8	0-0	4	4	0	0	1	1	8
Kevin Noreen, f	13	2-2	2-4	2	1	0	4	0	1	6
Juwan Staten, g	39	3-12	4-7	9	3	7	1	0	1	10
Eron Harris, g	38	4-17	7-9	6	2	3	0	0	2	16
Remi Dibo	28	5-10	2-2	5	1	1	0	1	1	17
Gary Browne	28	5-8	2-3	4	4	2	2	0	1	15
Terry Henderson	8	1-3	0-0	2	0	0	1	0	0	2
Brandon Watkins	3	1-2	0-0	0	4	0	0	0	0	2
TEAM				3						
Totals	200	25-70	21-33	43	28	14	11	1	7	82

### VIRGINIA TECH (1-1, 0-0 ACC)

Player	MP	FG	FT	TR	PF	A	TO	Blk	Stl	TP
Cadarian Raines, f	16	1-2	2-2	4	0	3	5	0	4	
Jarell Eddie, f	23	3-8	4-5	3	1	1	3	0	0	10
Marshall Wood, f	22	1-5	2-2	6	1	0	1	0	0	4
Adam Smith, g	33	7-12	3-3	4	3	1	4	0	0	19
Devin Wilson, g	34	4-7	8-8	5	1	4	2	0	0	16
Joey van Zegeren	9	0-2	2-2	3	5	0	2	2	0	2
Ben Emelogu	30	7-16	5-6	6	4	1	3	0	0	22
Christian Beyer	13	1-1	1-2	5	1	0	0	0	0	3
Will Johnston	3	0-0	0-0	0	0	0	0	0	0	0
Trevor Thompson	17	2-4	3-8	5	2	0	0	3	0	7
TEAM				2						
Totals	200	26-57	30-38	43	25	7	16	13	0	87

**3-Pointers**.....VT 5 (Emelogu 3, Smith 2)

.....WVU 11 (Dibo 5, Browne 3, Adrian 2, Harris)

**Blocks**.....VT 13 (Raines 5, Emelogu 3, Thompson 3,

van Zegeren 2)

.....WVU 1 (Adrian)

**Steals**.....VT 0

.....WVU 7 (Harris 2, Adrian, Browne, Dibo, Noreen, Staten)

**Officials**.....Hess, Ayers, Styon

**Technical**.....None

**Attendance**.....5,049

**Percentages:**

West Virginia FG%...35.7 3FG%...45.8 FT%...63.6

Virginia Tech FG%...45.6 3FG%...33.3 FT%...78.9

West Virginia 41 41 — 82

Virginia Tech 36 51 — 87

# GAME 3

## VIRGINIA TECH 79, WESTERN CAROLINA 61

NOV. 15, 2013 • 7 P.M. • BLACKSBURG, VA.

**Trevor Thompson** recorded his first double-double and **Jarell Eddie** had 17 points, as the Hokies led from start to finish in downing Western Carolina 79-61.

The Hokies (2-1) jumped out to 22-point, first-half lead and had a 20-point halftime lead. Eddie scored 10 of his 17 points in the first half for Tech, which shot 51.6 percent on 16-of-31 shooting in the first 20 minutes.

Western Carolina (2-2) scored just three points in the first eight minutes – all on free throws. The Catamounts missed their first 11 shots and didn't hit a field goal until Justin Browning's basket with 10:31 left in the first half.

The Catamounts shot just 22.2 percent on 6-of-27 shooting in the first half. They only made 32.8 percent (20 of 61) for the game, including 3-of-25 shooting from beyond the 3-point arc.

Thompson's three first-half dunks got the crowd in the game, and in the second half, he scored nine points. He finished with 15 points on 4-of-7 shooting from the floor and 7-of-11 shooting from the free-throw line and he added 11 rebounds.

It marked the second straight solid performance for the 6-foot-11 freshman, who did not play in the season opener against USC Upstate. He had seven points and five rebounds in 17 minutes in the Hokies' win over West Virginia.

The Catamounts cut the lead to 53-43 on two free throws by Browning with 7:43 left, but got no closer. But Thompson then hit two free throws, and after a turnover by Western Carolina's Brandon Boggs, the Hokies' **Devin Wilson** added two more free throws with 7:27 remaining to push the lead to 57-43. The Catamounts got no closer than 12 the rest of the game.

James Sinclair led the Catamounts with 16 points. Trey Sumler, who scored 29 points in the Catamounts' loss at Oregon, finished with 11 on just 5-of-14 shooting.

### WESTERN CAROLINA (2-2, 0-0)

Player	MP	FG	FT	TR	PF	A	TO	Blk	Stl	TP
Kenneth Hall, f	16	0-2	1-2	5	4	1	0	4	0	1
Tawaski King, f	25	2-5	2-5	4	4	0	2	0	0	6
Tom Tankelewicz, g	17	0-6	0-0	1	1	1	1	0	1	0
Trey Sumler, g	29	5-14	0-0	3	5	1	0	0	1	11
James Sinclair, g	27	6-15	3-3	7	3	1	4	0	1	16
Mike Brown	20	2-6	4-6	0	3	1	0	0	1	8
Rhett Harrelson	13	0-1	3-4	1	1	0	1	0	0	3
Torrian Brummitt	14	1-1	1-1	3	5	1	1	0	0	3
Justin Browning	18	2-3	2-2	4	4	0	0	0	1	6
Brandon Boggs	21	2-8	2-8	3	2	3	1	0	1	7
TEAM				1						
Totals	200	20-61	18-31	32	32	9	10	4	6	61

### VIRGINIA TECH (2-1, 0-0 ACC)

Player	MP	FG	FT	TR	PF	A	TO	Blk	Stl	TP
Cadarian Raines, f	21	1-3	3-5	7	3	2	0	0	3	5
Jarell Eddie, f	29	6-10	2-3	6	1	0	0	1	0	17
Marshall Wood, f	13	1-3	0-0	2	3	1	2	1	0	3
Adam Smith, g	29	3-12	0-0	3	4	3	2	0	1	6
Devin Wilson, g	35	2-4	4-8	5	2	4	4	0	0	8
Joey van Zegeren	20	3-4	3-8	4	2	1	0	1	0	9
Ben Emelogu	27	5-9	4-6	3	2	1	1	0	0	16
Christian Beyer	2	0-0	0-0	0	0	0	0	0	0	0
Will Johnston	3	0-0	0-0	0	1	0	0	0	0	0
Trevor Thompson	21	4-7	7-11	11	4	1	3	1	1	15
TEAM				5			1			
Totals	200	25-52	23-41	46	22	13	13	4	5	79

**3-Pointers**.....VT 6 (Eddie 3, Emelogu 2, Wood)

.....WCU 3 (Boggs, Sinclair, Sumler)

**Blocks**.....VT 4 (Eddie, Thompson, van Zegeren, Wood)

.....WCU 4 (Hall 4)

**Steals**.....VT 5 (Raines 3, Smith, Thompson)

.....WCU 6 (Boggs, Brown, Browning, Sinclair, Sumler,

Tankelewicz)

**Officials**.....Eppley, Bruno, Gladden

**Technical**.....None

**Attendance**.....5,617



# GAME 4

VIRGINIA TECH 105, VMI 92

NOV. 18, 2013 • 7 P.M. • BLACKSBURG, VA.

Jarell Eddie tied a career high with five 3-pointers and scored 21 points to pace a balanced attack, as Virginia Tech held on late to down Virginia Military Institute 105-92.

Led by Eddie, the Hokies hit a season-high 11 3-pointers. Eddie shot 7 of 12 from the floor overall – including 5 of 5 from beyond the 3-point arc. He also made both of his free-throw attempts and grabbed six rebounds.

Eddie's shooting certainly opened things up for the Hokies, who topped the 100-point mark for the first time since the 2011 season. Five players scored in double figures for Tech, and every Hokie player who played in the game scored.

Freshman guard Ben Emelogu added 19 points off the bench for the Hokies and hit four 3-pointers. C.J. Barksdale, who was suspended for the first three games of this season by Johnson for a violation of team rules, scored 16 points and grabbed six rebounds in his season debut.

Tech led by as many as 20 in the second half after Adam Smith's 3-pointer with 13:50 remaining and appeared to be coasting toward an easy victory. But VMI started pressing, and the Hokies got sloppy with the ball. Eight of Virginia Tech's 16 turnovers came in the final 13 minutes of the game.

Freshman guard Ben Emelogu added 19 points off the bench for the Hokies and hit four 3-pointers. C.J. Barksdale, who was suspended for the first three games of this season by Johnson for a violation of team rules, scored 16 points and grabbed six rebounds in his season debut.

Tech led by as many as 20 in the second half after Adam Smith's 3-pointer with 13:50 remaining and appeared to be coasting toward an easy victory. But VMI started pressing, and the Hokies got sloppy with the ball. Eight of Virginia Tech's 16 turnovers came in the final 13 minutes of the game.

VMI cut the lead to 98-92 on two free throws by QJ Peterson with 1:18 left, but the Hokies scored the game's final seven points.

Barksdale scored on a lay-up with 1:10 left, and after a missed 3-pointer by Peterson, Smith hit a free throw to give the Hokies a 101-92 lead with 56 seconds to go. Trey Chapman then missed a 3-pointer, and Eddie got the rebound. He tossed it ahead to Barksdale, who broke free for a dunk to give the Hokies a 103-92 lead with 39 seconds left and all but seal the game.

Peterson missed a jumper with 33 seconds left and then fouled the Hokies' Will Johnston, who made two free throws with 31 seconds left to account for the final margin.

Rodney Glasgow and Peterson led VMI (3-2) with 22 points each. D.J. Covington added 20 points and five rebounds for the Keydets, who were out-rebounded 52-31 by the Hokies.

VMI (3-2, 0-0 Big South)												
Player	MP	FG	FT	TR	PF	A	TO	Bk	Stl	TP		
D.J. Covington, f	21	8-14	4-6	5	5	0	1	3	1	20		
Craig Hinton, f	26	4-5	2-2	2	2	0	1	1	0	13		
Rodney Glasgow, g	34	8-17	2-2	3	4	0	0	1	22			
Brian Brown, g	14	1-4	0-0	1	1	1	0	0	0	2		
QJ Peterson, g	32	8-22	4-7	5	3	2	2	0	4	22		
Trey Chapman	18	1-5	2-2	2	0	0	0	1	0	4		
Tim Marshall	1	0-0	0-0	0	0	0	0	0	0	0		
Phillip Anglade	4	0-0	0-0	0	0	0	0	1	0	0		
Jarid Watson	9	1-2	0-0	3	4	0	0	0	0	2		
Julian Eleby	13	2-4	1-3	1	1	0	0	1	6			
Jordan Weethee	24	0-6	0-5	3	1	0	0	0	0	1		
TEAM				6								
Totals	200	33-79	16-23	31	20	8	4	6	7	92		

VIRGINIA TECH (3-1, 0-0 ACC)												
Player	MP	FG	FT	TR	PF	A	TO	Bk	Stl	TP		
Cadarian Raines, f	21	3-3	3-4	5	3	2	3	2	0	9		
Jarell Eddie, f	33	7-12	2-2	7	3	1	2	0	0	21		
Marshall Wood, f	14	2-4	2-2	8	0	0	0	0	0	7		
Adam Smith, g	30	4-10	2-4	3	0	3	0	0	0	11		
Devin Wilson, g	31	4-7	5-5	5	5	4	5	0	1	13		
Joey van Zegeren	4	1-1	1-2	5	2	0	0	1	0	3		
Ben Emelogu	22	6-13	3-3	4	5	3	2	0	0	19		
Will Johnston	4	0-0	2-2	1	0	1	0	0	0	2		
Trevor Thompson	15	2-7	0-0	6	2	0	1	5	0	4		
C.J. Barksdale	26	7-12	2-2	6	1	3	2	1	0	16		
TEAM				2								
Totals	200	36-69	22-26	52	21	16	9	1	105			

**3-Pointers**.....VT 11 (Eddie 5, Emelogu 4, Smith, Wood) VMI 10 (Glasgow 4, Hinton 3, Peterson 2, Eleby)

**Blocks**.... VT 9 (Thompson 5, Raines 2, Barksdale, van Zegeren) VMI 6 (Covington 3, Anglade, Chapman, Hinton)

**Steals**.....VT 1 (Wilson) VMI 7 (Peterson 4, Covington, Eleby, Glasgow)

**Officials**.....Nestor, Nichols, Shey

**Technical**.....None

**Attendance**.....4,162

Percentages:			
VMI	FG%...41.8	3FG%...27.8	FT%...69.6
Virginia Tech	FG%...52.2	3FG%...64.7	FT%...84.6
VMI	33	59	—
Virginia Tech	44	61	—
			92
			105

# GAME 5

MICHIGAN ST. 96, VIRGINIA TECH 77

NOV. 22, 2013 • 9:30 P.M. • BROOKLYN, N.Y.

The Hokies fell 96-77 in their opening game of the Coaches vs. Cancer Classic at the Barclays Center in Brooklyn. Jarell Eddie finished the game with a career-high six threes as part of a 23-point effort, while Adam Smith led the team with 27 points.

The Hokies (3-2) got out to a slow start as Michigan State (5-0) took an early 10-5 lead, but Tech controlled the boards early on and it would eventually pay off. The Spartans struggled from beyond the arc early, unable to connect on their first six attempts. Tech took advantage and eventually tied the game at 10 on a Ben Emelogu three. C.J. Barksdale followed it up with a bucket of his own to give the Hokies their first lead of the game nearing the midway point in the half.

Following the under-12 media timeout, the Hokies went on an 8-0 run for their largest lead of the night at 20-14. The game saw six lead changes over the next three minutes of play, but Michigan State began to pull away in the closing minutes of the half. The final five minutes of the first period were dominated by Michigan State's Adreian Payne, who scored 11 of the team's 15 points in that time frame.

Eddie neared yet another 20-point half as he had 17 at the break, including 4 threes, while Payne put up 20 by halftime, as neither team saw another player score more than six points in the first half.

Michigan State continued to roll in the second half as it opened with a 13-3 run. The Hokies scored just nine points in the first ten minutes of the second half, but midway through the period Smith came alive for Tech. He scored nine straight points for the Hokies and was the only consistent source of production for the squad in the later part of the game.

Barksdale neared a double-double for the Hokies, finishing with eight points and seven boards, while Smith also grabbed six rebounds and had five assists. Payne, as well as Brandon Dawson finished with double-doubles for the Spartans. Payne went for 29 and 10, while Dawson scored 12 points and brought down 10 rebounds.

VIRGINIA TECH (3-2, 0-0 ACC)												
Player	MP	FG	FT	TR	PF	A	TO	Bk	Stl	TP		
Marshall Wood, f	19	2-2	1-1	5	1	1	1	0	0	5		
Jarell Eddie, f	24	7-12	3-3	1	1	0	0	0	0	23		
Devin Wilson, g	26	0-2	0-0	2	1	5	4	0	2	0		
Cadarian Raines, f	12	0-5	0-0	2	3	0	1	0	0	0		
Adam Smith, g	28	9-19	5-5	6	1	5	3	0	1	27		
Christian Beyer	11	1-2	0-0	2	0	0	0	0	0	3		
Joey van Zegeren	11	0-1	0-0	0	0	0	1	0	0	0		
C.J. Barksdale	21	2-5	4-4	7	2	0	0	1	0	8		
Will Johnston	12	1-3	1-2	3	1	1	0	0	0	4		
Greg Donlon	1	0-1	0-0	0	0	0	0	0	0	0		
Trevor Thompson	16	1-3	0-0	2	3	0	4	0	1	2		
Ben Emelogu	19	2-6	0-0	2	3	1	3	0	0	5		
TEAM				7								
Totals	200	25-61	14-15	39	16	13	17	1	4	77		

No. 1 MICHIGAN STATE (5-0, 0-0 Big 10)												
Player	MP	FG	FT	TR	PF	A	TO	Bk	Stl	TP		
Matt Costello, f	17	0-0	0-0	2	3	1	2	2	0	0		
Brandon Dawson, f	26	6-9	0-2	10	1	2	0	0	3	12		
Keith Appling, g	31	5-9	0-1	1	2	7	0	0	3	13		
Gary Harris, g	25	6-19	5-5	3	0	5	2	0	0	19		
Adreian Payne, f	30	10-15	5-5	10	2	3	0	3	1	29		
Alex Gauna	8	0-0	0-0	1	2	0	0	0	0	0		
Gavin Schilling	4	1-1	0-0	1	1	0	0	0	0	2		
Colby Wollenman	1	0-0	0-0	0	0	0	0	0	0	0		
Alvin Ellis III	8	0-0	0-0	2	0	1	0	0	0	0		
Kenny Kaminski	3	1-3	0-0	1	0	0	0	0	0	3		
Russell Byrd	3	1-2	0-0	1	0	0	0	0	0	3		
Dan Chapman	1	0-0	0-0	0	0	0	0	0	0	0		
Keenan Wetzel	1	0-0	0-0	0	1	0	0	0	0	0		
Denzel Valentine	19	3-6	0-0	1	2	4	2	1	2	7		
Travis Trice	23	3-7	0-0	3	0	3	0	0	2	8		
TEAM				1								
Totals	200	36-71	10-13	34	16	26	6	6	13	96		

**3-Pointers** VT 13 (Eddie 6, Smith 4, Beyer, Emelogu, Johnston) MSU 14 (Payne 4, Appling 3, Harris 2, Trice 2, Byrd, Kaminski, Valentine)

**Blocks**.....MSU 6 (Payne 3, Costello 2, Valentine)

**Steals**.....VT 4 (Wilson 2, Smith, Thompson) MSU 13 (Appling 3, Dawson 3, Costello 2, Trice 2, Valentine 2, Payne)

Officials			
Virginia Tech	33	44	—
Michigan State	46	50	—
			77
			96

# GAME 6

SETON HALL 68, VIRGINIA TECH 97

NOV. 23, 2013 • 7 P.M. • BROOKLYN, N.Y.

Senior Jarell Eddie earned his first double-double of the season, but the Virginia Tech men's basketball team came up just short against the Seton Hall Pirates, dropping its final game of the Coaches vs. Cancer Classic, 68-67 in the Barclays Center in Brooklyn. Eddie finished the game with 19 points and 10 rebounds, to go along with four assists and a career-high four blocks. The Pirates were led by Fuquan Edwin, who hit a late three to take the lead and made four free throws down the stretch to seal win for his team.

Tech got out to an impressive start, going up 8-0 on the Pirates to begin the game. Adam Smith hit a pair of jumpers from beyond the arc and Eddie added another three to open play. A 7-0 run for Seton Hall made it a two-possession game, but Tech held on to the advantage until a 12-3 Seton Hall run tied things up at 29 with just under six minutes remaining in the first half.

The two teams would trade the lead five times in the closing minutes of the first half, but Seton Hall took the 38-36 lead into the break.

Despite evening the game back up 16 seconds into the new half, it didn't take long for Seton Hall to regain and maintain its first-half lead. Tech kept things close and never let the Pirates make the difference more than five points during the second half.

With under five minutes to play, the Hokies took their first lead since a C.J. Barksdale bucket to start off the second half. Ben Emelogu hit a three to tie it and finished off a fast break started by Eddie with a dunk to put the Hokies up 57-55. Seton Hall tied it up at 57, but Tech wouldn't trail again until a three from Edwin made it 62-61 with 27 seconds on the clock. Tech was forced to foul in the closing seconds of the game and a costly turnover with 12 seconds remaining went on to make it a two-possession game.

Emelogu got it back within two when he hit a three with four seconds left, but Edwin made both free throws on the ensuing foul to make it a four-point difference. The freshman struck again from beyond the arc in the final second but the Hokies remained just short as time ran out.

VIRGINIA TECH (3-3, 0-0 ACC)												
Player	MP	FG	FT	TR	PF	A	TO	Bk	Stl	TP		
C.J. Barksdale, f	30	3-6	3-4	5	2	0	2	1	1	9		
Jarell Eddie, f	37	6-19	4-5	11	3	4	2	4	1	19		
Devin Wilson, g	30	0-3	2-2	5	4	8	2	0	1	2		
Cadarian Raines, f	18	2-3	0-0	4	0	2	0	0	0	4		
Adam Smith, g	26	4-9	0-0	3	1	2	0	0	11			
Trevor Thompson	8	0-2	0-0	1	0	0	0	0	0	0		
Joey van Zegeren	13	0-2	1-2	4	0	1	3	0	1			
Ben Emelogu	24	7-11	0-0	2	0	1	0	0	18			
Marshall Wood	14	1-2	1-2	3	2	1	2	0	0	3		
TEAM				5								
Totals	200	23-57	11-15	41	22	14	14	8	3	67		

SETON HALL (4-2, 0-0 BIG EAST)												
Player	MP	FG	FT	TR	PF	A	TO	Bk	Stl	TP		
Fuquan Edwin, g	34	5-15	6-6	6	3	1	2	1	3	18		
Haralds Karlis, g	10	1-3	0-0	1	0	0	0	0	0	3		
Eugene Teague, f	32	4-8	2-7	10	2	3	1	3	0	10		
Sterling Gibbs, g	21	0-8	4-4	0	2	4	1	0	0	4		
Brandon Mobley, f	32	0-4	1-2	8	3	0	1	0	0	1		
Aaron Geramipoor	8	0-0	0-0	1	2	0	0	1	0	0		
Jaren Sina												

# GAME 7

## VIRGINIA TECH 75, FURMAN 54

NOV. 26, 2013 • 7 P.M. • BLACKSBURG, VA.

Virginia Tech's **Jarell Eddie** scored 14 points to lead the hot-shooting Hokies to a 75-54 nonconference win over Furman. Eddie's 14 points – his seventh straight game in double figures – paced five Tech players in double figures. The Hokies also got 13 points from **Marshall Wood**, a career-high 12 points from **Will Johnston** and 11 points from **Adam Smith**. Johnston hit four 3-pointers, while Wood and Smith hit three 3's each, as the Hokies hit 12 3-pointers.

The performance marked the fourth straight game in which the Hokies have made at least 10 3-pointers. Eddie made 6 of 15 from the floor, including two threes, and he also grabbed 10 rebounds for his second straight double-double. It marked the fifth double-double of his career.

Furman scored the first basket of the game on a jumper by Stephen Croone. But the Hokies answered with an 18-1 run to take control of the game and never trailed again.

In the second half, Tech built the lead to 22 points following a Wood 3-pointer with 14:30 left that gave the Hokies a 43-21 lead. Furman cut the lead to nine points on two occasions, the final coming on a Croone 3-pointer that sliced the lead to 51-42 with 7:40 remaining.

But the Hokies' Johnston answered with a 3-pointer with 7:11 remaining to start a 15-2 run that pushed the lead back to 66-44, and the Hokies weren't threatened again. Eddie scored seven of the 15 in that run.

Johnston, who played 26 minutes mainly because Ben Emelogu was out (concussion-like symptoms), knocked down 4 of 6 from beyond the arc. Wood, who reached double figures for the first time this season, made 4 of 8 from the floor, including 3 of 5 from beyond the arc.

Virginia Tech also got a career-high 11 assists from freshman point guard Devin Wilson, who became the first Tech freshman to record 11 assists in a game since Dell Curry dished out 11 against Maryland-Eastern Shore on Dec. 4, 1982.

Croone led the Paladins with 27 points. He hit 8 of 14 from the floor and 10 of 11 from the free-throw line. Larry Wideman added 13 points for the Paladins, who only had four players score in the game.

### FURMAN (2-3, 0-0 Big South)

Player	MP	FG	FT	TR	PF	A	TO	Bk	Stl	TP
Kris Acox, f	25	0-2	0-0	4	4	0	1	0	1	0
Kendrec Ferrara, f	30	0-8	0-0	4	2	0	4	0	1	0
Aaron O'Neill, g	10	0-0	0-0	2	0	0	0	0	0	0
Stephen Croone, g	38	8-14	10-11	7	2	4	4	2	1	27
Larry Wideman, g	30	6-15	0-0	2	1	0	1	0	0	13
William Gates, Jr.	30	5-10	0-1	4	1	0	1	0	1	12
Keith Belfield	23	1-7	0-0	2	0	0	0	0	1	2
Dominic Early	4	0-0	0-0	1	1	0	0	0	0	0
Kevin Chusseau	10	0-0	0-0	1	2	0	0	0	0	0
TEAM				4						
Totals	200	20-56	10-12	31	13	4	11	2	5	54

### VIRGINIA TECH (4-3, 0-0 ACC)

Player	MP	FG	FT	TR	PF	A	TO	Bk	Stl	TP
Cadarian Raines, f	3	0-0	0-0	1	0	0	0	0	0	0
Jarell Eddie, f	33	6-15	0-0	10	1	2	0	1	0	14
C.J. Barksdale, f	24	4-11	1-1	6	1	1	2	1	0	9
Adam Smith, g	29	4-10	0-0	1	2	3	2	0	0	11
Devin Wilson, g	31	2-4	2-3	4	3	11	1	0	0	6
Joey van Zegeren	22	4-5	2-4	5	1	0	3	1	1	10
Greg Donlon	1	0-0	0-0	0	0	0	0	0	0	0
Christian Beyer	2	0-0	0-0	0	0	0	0	0	0	0
Will Johnston	26	4-6	0-0	5	2	1	0	0	1	12
Trevor Thompson	10	0-0	0-0	1	1	0	2	1	0	0
Marshall Wood	19	4-8	2-2	4	2	1	1	1	0	13
TEAM										
Totals	200	28-59	7-10	37	13	19	11	5	2	75

**3-Pointers**.....VT 12 (Johnston 4, Smith 3, Wood 3, Eddie 2)  
 .....Furman 4 (Gates, Jr. 2, Croone, Wideman)  
**Blocks**.....VT 5 (Barksdale, Eddie, Thompson, van Zegeren, Wood)  
 .....Furman 2 (Croone)  
**Steals**.....VT 2 (Johnston, van Zegeren)  
 .....Furman 5 (Acox, Belfield, Croone, Ferrara, Gates, Jr.)

**Officials**.....Maxwell, Marotta, Perone  
**Technical**.....None  
**Attendance**.....3,470

**Percentages:**  
 Furman FG%...35.7 3FG%...23.5 FT%...83.3  
 Virginia Tech FG%...47.5 3FG%...40.0 FT%...70.0

Furman	17	37	—	54
Virginia Tech	31	44	—	75

# GAME 8

## VIRGINIA TECH 81, RADFORD 56

NOV. 29, 2013 • 2 P.M. • BLACKSBURG, VA.

Virginia Tech guard **Adam Smith** scored 28 points to carry the Hokies past New River Valley rival Radford 81-56 in a nonconference game played Friday afternoon.

Smith's 28 points were his career high as a Tech player, topping the 27-point outburst against Michigan State. He scored 32 in a game while at UNC Wilmington as a freshman before transferring to Tech before last season.

Smith scored 17 of his 28 points in the first half for the Hokies, who used an 18-0 first-half run to break open the game against Radford, whose campus is only 15 miles from Tech's campus. Six different players scored in the run, and **Jarell Eddie's** three-point play with 13:09 left in the half gave the Hokies a 23-5 lead.

The Hokies led by as many as 22 points in the half. Smith hit 7 of 12 from the floor and both of his free-throw attempts in the first 20 minutes. **C.J. Barksdale** added 10 points for the Hokies.

Radford (4-2), which made just four shots in the first 12:30 of the game, hit just 33.3 percent in the first half (10 of 30), including 1 of 10 from beyond the 3-point arc.

The Highlanders cut the lead to 62-48 on a 3-pointer by R.J. Price with 10:17 left in the game. But the Hokies scored six straight points, the last two coming on a basket by Barksdale with 7:57 remaining that pushed the Hokies' lead to 20. Virginia Tech wasn't threatened again.

Barksdale had 14 points and 10 rebounds for his second career double-double. Eddie added 13 points and 10 rebounds for his third double-double of the season and the sixth of his career.

The Hokies played without freshman guard **Ben Emelogu**, who sat out a second straight game with concussion-like symptoms. Emelogu, whom Johnson said would be re-evaluated on Sunday, is averaging 14 points per game.

### RADFORD (4-2, 0-0 Big South)

Player	MP	FG	FT	TR	PF	A	TO	Bk	Stl	TP
Javonte Green, f	19	6-11	3-3	6	3	0	1	0	2	15
Kyle Noreen, f	8	1-1	0-0	1	1	1	0	0	0	2
Brandon Holcomb, c	19	0-2	1-2	4	2	0	1	0	0	1
R.J. Price, g	29	4-16	0-0	1	2	2	3	1	0	11
Ya Ya Anderson, g	27	2-8	1-1	2	2	2	3	0	0	6
Kion Brown	20	2-3	3-5	2	3	0	2	0	0	7
Tai Owens	2	0-1	0-0	0	0	0	1	0	0	0
Rashun Davis	20	3-6	2-4	3	4	3	0	0	2	8
Allen Dickerson	19	2-5	0-0	0	1	1	0	0	0	4
Justin Cousin	14	0-1	2-2	1	1	0	0	0	0	2
Lucas Dyer	14	0-2	0-2	6	3	1	0	0	0	0
Kyle Gonzalez	1	0-0	0-0	0	0	0	0	0	0	0
Jalen Carethers	7	0-2	0-0	0	1	0	0	0	0	0
Juwan Wells	1	0-0	0-0	0	0	0	0	0	0	0
TEAM				3						
Totals	200	20-58	12-19	29	23	10	11	1	4	56

### VIRGINIA TECH (5-3, 0-0 ACC)

Player	MP	FG	FT	TR	PF	A	TO	Bk	Stl	TP
Joey van Zegeren, f	16	0-0	1-2	6	5	2	2	3	1	1
Jarell Eddie, f	34	5-14	1-1	10	2	2	2	1	0	13
C.J. Barksdale, f	26	5-10	4-4	10	2	1	0	2	1	14
Adam Smith, g	36	9-18	8-10	4	1	5	0	0	0	28
Devin Wilson, g	26	3-5	1-2	2	4	3	4	0	1	8
Greg Donlon	1	1-1	0-0	1	0	0	0	0	0	2
Christian Beyer	2	0-0	0-0	0	0	0	0	0	0	0
Will Johnston	22	1-2	1-2	1	1	0	0	0	0	4
Trevor Thompson	13	0-0	1-2	1	1	0	1	1	1	1
Marshall Wood	24	3-4	3-3	6	3	0	1	1	0	10
TEAM										1
Totals	200	27-54	20-26	41	19	13	11	8	4	81

**3-Pointers**.....VT 7 (Eddie 2, Smith 2, Johnston, Wilson, Wood)  
 .....RU 4 (Price 3, Anderson)  
**Blocks**.....VT 8 (van Zegeren 3, Barksdale 2, Eddie, Thompson, Wood)  
 .....RU 1 (Price)  
**Steals**.....VT 4 (Barksdale, Thompson, Wilson, van Zegeren)  
 .....RU 4 (Davis 2, Green 2)

**Officials**.....Hull, Tyburski, Ebersole  
**Technical**.....None  
**Attendance**.....5,217

**Percentages:**  
 Radford FG%...34.5 3FG%...18.2 FT%...63.2  
 Virginia Tech FG%...50.0 3FG%...46.7 FT%...76.9

Radford	28	28	—	56
Virginia Tech	48	33	—	81

# GAME 9

## VIRGINIA TECH 81, WINTHROP 63

DEC. 3, 2013 • 7 P.M. • BLACKSBURG, VA.

Despite playing without **Adam Smith** and **Ben Emelogu** because of injuries, the Virginia Tech Hokies got a career night from **Jarell Eddie** and pulled away from pesky Winthrop to record an 81-63 victory over the Eagles.

Smith missed the game with a calf strain, while Emelogu sat out a third straight game with concussion-like symptoms. With those two out, the Hokies relied on Eddie, and the senior delivered in a big way.

Eddie scored a career-high 34 points, surpassing his previous career high of 28 points, which came at UNC Greensboro last season. He hit 13 of 18 from the floor, including 6 of 8 from beyond the 3-point arc.

Eddie's six 3-pointers were one shy of the school record set by Malcolm Delaney at North Carolina in 2011. His 13 baskets were a career high and his six 3-pointers tied a career high.

Eddie started going off midway through the first half, scoring 17 straight points for the Hokies at one stretch en route to a 20-point first half. He hit 7 of 11 from the floor in the first 20 minutes, including 5 of 7 from beyond the 3-point arc. Tech hit seven 3-pointers and shot 53.6 percent from the floor in bolting to a 42-33 halftime lead.

Winthrop managed to hang around, though, and cut the Tech lead to 55-53 on a basket by Keon Johnson with 7:40 left in the game. But Eddie answered with a basket to push the lead to 57-53 and start a 17-4 run that helped the Hokies pull away.

**C.J. Barksdale** added 13 points for the Hokies, and Devin Wilson pitched in 11 points and eight assists. The Hokies also got solid minutes from **Joey van Zegeren**, who made his second straight start, and **Cadarian Raines**, with van Zegeren scoring nine points and Raines added eight off the bench. The trio of Barksdale, van Zegeren and Raines combined to hit 11 of 17 from the floor.

### WINTHROP (5-2, 0-0 Big South)

Player	MP	FG	FT	TR	PF	A	TO	Bk	Stl	TP
Joab Jerome, f	33	4-11	3-4	2	2	1	2	0	1	13
James Bourne, f	29	2-2	3-4	2	2	0	0	0	0	7
Larry Brown, f	15	2-7	0-0	1	4	1	2	1	1	4
Keon Johnson, g	26	5-11	4-6	1	3	1	0	0	0	15
Andre Smith, g	28	4-14	0-0	4	2	0	0	0	2	9
Brandon Vega	14	1-3	0-0	1	3	5	1	0	1	2
Keon Moore	12	2-5	0-0	2	1	1	3	0	0	6
Donovan Carter	10	0-0	0-0	0	1	0	1	0	0	0
Josh Davenport	9	1-2	0-0	1	0	0	1	0	0	3
Jarad Scott	24	2-3	0-1	4	2	0	0	0	1	4
TEAM				4						
Totals	200	23-58	10-15	22	20	9	10	1	6	63

### VIRGINIA TECH (6-3, 0-0 ACC)

Player	MP	FG	FT	TR	PF	A	TO	Bk	Stl	TP
Joey van Zegeren, f	21	4-6	1-5	7	4	0	3	2	1	9
Jarell Eddie, f	37	13-18	2-2	7	2	2	2	0	1	34
C.J. Barksdale, f	30	4-7	4-5	6	1	1	2	2	0	13
Devin Wilson, g	37	3-3	5-6	3	2	2	5	1	0	11
Will Johnston, g	30	1-7	0-0	0	2	2	0	0	0	3
Cadarian Raines	15	3-4	2-2	4	4	0	2	0	0	8
Christian Beyer	8	0-0	0-0	1	0	0	3	0	1	0
Trevor Thompson	2	0-0	0-0	0	0	0	0	0	0	0
Marshall Wood	20	1-3	0-0	7	0	0	3	1	0	3
TEAM				2						
Totals	200	29-48	14-20	37	15	16	18	8	3	81

**3-Pointers**.....VT 9 (Eddie 6, Barksdale, Johnston, Wood)  
 .....Winthrop 7 (Jerome 2, Moore 2, Davenport, Johnson, Smith)  
**Blocks**.....VT 8 (Barksdale 2, Raines 2, van Zegeren 2, Wilson, Wood)  
 .....Winthrop 1 (Brown)  
**Steals**.....VT 3 (Beyer, Eddie, van Zegeren)  
 .....Winthrop 6 (Smith 2, Brown, Jerome, Smith, Vega)

**Officials**.....Styons, Anderson, Heater  
**Technical**.....None  
**Attendance**.....3,888

**Percentages:**  
 Winthrop FG%...39.7 3FG%...31.8 FT%...66.7  
 Virginia Tech FG%...60.4 3FG%...45.0 FT%...70.0

Winthrop	33	30	—	63
Virginia Tech	42	39	—	81

# GAME 10

VIRGINIA TECH 61, MIAMI 60 [OT]

DEC. 8, 2013 • 12:30 P.M. • CORAL GABLES, FLA.

A late run at the end of regulation helped lift the Virginia Tech men's basketball team past the Miami Hurricanes 61-60 in overtime on Sunday afternoon at the BankUnited Center. Senior **Jarell Eddie** led the Hokies with 24 points and eight rebounds, while Garrus Adams paced the Hurricanes with 14 points in each team's conference opener.

Eddie scored Tech's final 11 points as part of a 13-3 run in the last seven and a half minutes of the second half. Tech (7-3, 1-0 ACC) had numerous opportunities in the second half to regain a lead it hadn't seen since midway through the first half, but Miami (5-5, 0-1 ACC) had an answer and would not allow the Hokies to get within a possession.

Late in regulation, Tech freshman **Devin Wilson** was fouled and had the chance to tie it from the free-throw line, but he missed the front end of a 1-and-1. Miami's Adams was fouled on the rebound and made it a three-point game, going 1-for-2 from the line.

On the ensuing possession, Eddie was guarded tightly in the corner but pulled up anyway and nailed the 3-pointer to tie it up at 56 with 45 seconds on the clock. On Miami's next time down the court, Davon Reed airballed a 3 that sailed out of bounds with 14 seconds to play. Eddie's attempt at a final shot was blocked and things headed to overtime.

Adams was the first to strike in extra time for Miami, but Tech sophomore **Marshall Wood** quickly answered with a 3 for the Hokies. With Tech trailing by two and less than 30 seconds to play, Eddie hit a jumper to put the Hokies up 61-59. Adams was fouled on Miami's next possession, but he only made one of his two free throws with seven seconds left. Miami got the rebound, but an errant shot hit the back of the backboard, and the Hokies escaped.

Redshirt sophomore **Joey van Zegeren** had a career-high 10 rebounds by the half and neared a double-double by game's end, adding eight points. Freshman **Ben Emelogu** was the only other Tech player to score in double figures, finishing with 11 points, while Wilson finished the game with five assists.

James Kelly had 12 points and nine rebounds for the Hurricanes, while Reed added 10 points. Neither team shot particularly well in the game, both under 35 percent.

## VIRGINIA TECH (7-3, 1-0 ACC)

Player	MP	FG	FT	TR	PF	A	TO	Bk	Stl	TP
Joey van Zegeren, f	35	4-9	0-0	10	3	0	2	2	1	8
Devin Wilson, g	40	0-2	1-3	2	4	5	1	0	1	1
Will Johnston, g	3	0-1	0-0	2	0	0	0	0	0	0
Jarell Eddie, f	43	9-23	0-0	8	1	0	2	0	2	24
Marshall Wood, f	30	3-9	0-0	6	0	1	2	0	1	9
Adam Smith	21	3-9	0-0	1	0	3	0	0	0	8
Cadarian Raines	11	0-1	0-0	1	2	0	0	0	0	0
Ben Emelogu	34	5-14	0-0	5	0	2	2	0	1	11
Christian Beyer	4	0-1	0-0	1	2	0	0	1	0	0
Trevor Thompson	4	0-0	0-0	0	1	0	0	0	0	0
TEAM				7			1			
Totals	225	24-69	1-3	43	13	11	10	3	6	61

## MIAMI (5-5, 0-1 ACC)

Player	MP	FG	FT	TR	PF	A	TO	Bk	Stl	TP
Davon Reed, g	32	4-10	1-2	5	0	0	3	0	0	10
Rion Brown, g	38	4-15	0-0	4	2	2	0	0	1	9
Donnavan Kirk, f	29	2-7	2-4	1	1	0	3	2	0	6
Garrus Adams, f	34	5-9	2-3	2	2	0	1	1	1	14
James Kelly, f	31	5-14	2-2	9	4	0	2	0	1	12
Raphael Akpejori	9	0-1	0-0	2	2	0	1	0	0	0
Manu Lecomte	27	3-8	1-2	4	2	2	3	0	1	7
Erik Swoope	4	0-0	0-0	2	0	1	0	0	0	0
Tonye Jekiri	21	1-5	0-0	7	0	0	0	1	0	2
TEAM				3						
Totals	225	24-69	8-14	50	13	7	12	4	4	60

**3-Pointers**.....VT 12 (Eddie 6, Wood 3, Smith 2, Emelogu)  
 .....Miami 4 (Adams 2, Brown, Reed)  
**Blocks**.....VT 3 (van Zegeren 2, Beyer)  
 .....Miami 3 (Kirk 2, Adams)  
**Steals**.....VT 6 (Eddie 2, Emelogu, Wilson, Wood, van Zegeren)  
 .....Miami 4 (Adams, Brown, Kelly, Lecomte)

**Officials**.....Ayers, Driscoll, Luckie  
**Technical**.....None  
**Attendance**.....6,270

**Percentages:**  
 Virginia Tech FG%...34.8 3FG%...35.3 FT%...33.3  
 Miami FG%...34.8 3FG%...26.7 FT%...57.1

Virginia Tech	23	33	5	—	61
Miami	31	25	4	—	60

# GAME 11

VCU 82, VIRGINIA TECH 52

DEC. 21, 2013 • 5:30 P.M. • RICHMOND, VA.

VCU guard Melvin Johnson scored 19 of his career-high 27 points in the first half and sparked a big first-half run, as the Rams downed the Hokies 82-52 in a Governor's Holiday Hoops Classic game played at the Richmond Coliseum.

**Jarell Eddie** and **Ben Emelogu** paced the Hokies with 12 points, but Tech shot just 35.4 percent from the floor and turned the ball over a season-high 27 times. VCU scored 42 points off the Hokies' turnovers.

Tech actually led early in this one, scoring the game's first six points. But after **C.J. Barksdale's** basket with 15:47 remaining that gave the Hokies an 8-6 lead, things fell apart.

The Rams scored 31 straight points to take a 37-8 lead. Johnson hit five of his six first-half 3-pointers in the run, and he capped the run with a 3-pointer that gave the Rams a 19-point bulge with 6:03 left in the half.

VCU's fullcourt pressure defense was just too much for the Hokies, who turned the ball over 15 times in the first 20 minutes and made just 8 of 24 from the floor (33 percent).

The Hokies, who are one of the best 3-point shooting teams in the nation, hit nine against the Rams, with Eddie hitting 4 of 7 from beyond the arc. **Marshall Wood** hit two, and Tech hit 9 of 20 for the game.

Making matters worse for the Hokies, they lost two players to injuries – Barksdale and guard **Adam Smith**. Barksdale sprained an ankle, while Smith re-aggravated a calf injury. Barksdale scored two points in seven minutes before leaving, while Smith scored three points in 15 minutes before his departure.

## VCU (10-3, 0-0 A-10)

Player	MP	FG	FT	TR	PF	A	TO	Bk	Stl	TP
Briante Weber, g	23	4-7	0-0	4	2	4	2	0	4	8
Rob Brandenber, f	26	1-6	3-4	2	0	1	0	0	2	5
Juvonte Reddic, f	25	5-10	0-2	11	2	1	1	1	3	10
Jordan Burgess, g	15	1-4	1-2	2	2	0	1	0	2	4
Treaveon Graham, g	23	3-9	0-0	7	1	4	0	1	1	7
Jairus Lyles	2	0-1	0-0	0	0	0	0	0	0	0
JeQuan Lewis	17	2-7	1-1	0	2	6	1	0	5	5
Terrance Shannon	13	2-3	1-4	0	1	0	1	0	0	5
Doug Brooks	8	2-5	0-0	2	1	0	0	1	1	6
Mo Alie-Cox	13	2-3	1-3	7	0	1	1	1	0	5
Torey Burston	1	0-1	0-0	0	0	0	0	0	0	0
Jarred Guest	12	0-1	0-0	0	1	0	0	1	2	0
Melvin Johnson	19	8-13	3-4	1	3	0	0	0	2	27
Emerson Burk	1	0-0	0-0	0	0	0	0	0	0	0
TEAM				2						
Totals	220	30-70	10-20	38	15	17	7	5	22	82

## VIRGINIA TECH (7-4, 1-0 ACC)

Player	MP	FG	FT	TR	PF	A	TO	Bk	Stl	TP
Joey van Zegeren, f	20	2-3	0-0	5	4	0	1	3	0	4
Devin Wilson, g	32	1-4	2-4	4	2	4	6	0	1	4
Ben Emelogu, g	28	3-10	5-6	6	4	1	7	0	1	12
Jarell Eddie, f	32	4-10	0-4	1	3	4	5	0	0	12
Marshall Wood, f	17	2-5	0-0	4	1	0	2	0	0	6
Adam Smith	15	1-5	0-0	1	0	0	2	0	0	3
Greg Donlon	1	0-0	0-0	0	1	0	0	0	0	0
Christian Beyer	16	1-3	0-0	8	3	0	2	0	0	2
Will Johnston	15	1-2	0-0	1	0	0	0	0	0	3
Trevor Thompson	18	1-5	2-4	8	2	0	2	1	0	4
C.J. Barksdale	7	1-1	0-0	1	0	0	0	0	0	2
TEAM				5						
Totals	220	17-48	9-18	44	20	9	27	4	3	52

**3-Pointers**..VT 9 (Eddie 4, Wood 2, Emelogu, Johnston, Smith)  
 .....VCU 12 (Johnson 8, Brooks 2, Burgess, Graham)  
**Blocks**.....VT 4 (van Zegeren 3, Thompson)  
 .....VCU 5 (Alie-Cox, Brooks, Graham, Guest, Reddic)  
**Steals**.....VT 3 (Barksdale, Emelogu, Wilson)  
 .....VCU 22 (Lewis 5, Weber 4, Reddic 3,  
 .....Brandenberg 2, Burgess 2, Johnson 2, Brooks, Graham)

**Officials**.....Hees, Ayers, Comer  
**Technical**.....None  
**Attendance**.....10,605

**Percentages:**  
 VCU FG%...42.9 3FG%...48.0 FT%...50.0  
 Virginia Tech FG%...35.4 3FG%...45.0 FT%...50.0

VCU	42	40	—	82
Virginia Tech	22	30	—	52

# GAME 12

UNC GREENSBORO 55, VIRGINIA TECH 52

DEC. 28, 2013 • 12 P.M. • BLACKSBURG, VA.

**Marshall Wood** tied a career high with 14 points, but the Hokies let an 11-point, second-half lead slip away in a 55-52 loss to UNCG at Cassell Coliseum.

Tech led 43-32 after two free throws by **Ben Emelogu** with 10:06 left in the game. But UNCG went on an 18-6 run over the next 9:23, with Kyle Cain scoring nine of his game-high 18 points in that span. The run ended with Kayel Locke's basket with 1:23 left that gave the Spartans a 50-49 lead – their first lead since the 19:47 mark of the second half.

Wood missed a 3-pointer with 1:07 left, and Locke went to work again for the Spartans, scoring on a layup with 34 seconds remaining to give UNCG a 52-49 lead.

The Hokies got a free throw from Wood with 17 seconds left that sliced the UNCG lead to 52-50, and they then fouled the Spartans' Drew Parker, who made the second of two free throws that gave UNCG a 53-50 lead.

Tech had a chance to tie the game with 10.1 seconds left. **Devin Wilson** made a layup and was fouled, but he missed a free throw that would have tied the game at 53.

RJ White hit two free throws with 9.3 seconds left to give the Spartans a 55-52 lead. Wood then missed a 3-pointer with three seconds left that would have tied the game.

Cain and Locke, UNCG's post players, combined for 33 points, with Locke scoring six of his 15 points in the final two minutes. Cain hit 8 of 14 from the floor and grabbed 10 rebounds for the Spartans, who battled the bigger Hokies even on the boards (34 each). Locke made 4 of 9, but hit 7 of 8 from the free-throw line. The two combined to hit 12 of 23 from the floor on a day when UNCG shot just 36.5 percent (19 of 52).

The Hokies got 11 points each from Emelogu and **Joey van Zegeren**.

## UNCG (7-7, 0-0 Southern Conf.)

Player	MP	FG	FT	TR	PF	A	TO	Bk	Stl	TP
Kyel Locke, f	29	4-9	7-8	1	5	0	3	0	0	15
Kyle Cain, f	35	8-14	2-2	10	1	3	4	1	0	18
Nicholas Paulos, f	34	2-4	0-0	2	3	0	2	1	1	6
Drew Parker, g	26	0-3	1-2	5	1	2	0	0	0	1
Tyrone Outlaw, g	21	3-8	0-0	0	1	0	1	0	1	6
Diante Baldwin	21	1-6	0-0	3	3	2	0	0	0	2
Jordan Potts	21	1-6	2-2	7	1	4	1	0	0	5
Jordy Kuiper	1	0-0	0-0	0	1	0	0	0	0	0
RJ White	12	0-2	2-2	6	3	0	2	0	0	2
TEAM				2						
Totals	200	19-52	14-16	34	19	11	13	2	2	55

## VIRGINIA TECH (7-5, 1-0 ACC)

Player	MP	FG	FT	TR	PF	A	TO	Bk	Stl	TP
Jarell Eddie, f	37	1-12	2-2	2	1	2	3	0	0	4
Marshall Wood, f	33	4-13	4-6	5	2	0	1	1	0	14
Joey van Zegeren, f	29	5-8	1-2	7	0	0	1	2	0	11
Devin Wilson, g	35	2-4	3-7	7	2	6	3	0	0	7
Ben Emelogu, g	33	4-8	2-2	5	1	2	1	0	1	11
Cadarian Raines	7	0-0	0-0	1	1	0	1	0	0	0
Christian Beyer	1	0-0	0-0	0	1	0	0	0	0	0
Will Johnston	16	0-1	1-2	2	0	0	2	0	0	1
Trevor Thompson	3	2-4	0-0	2	3	0	0	1	0	4
C.J. Barksdale	6	0-0	0-0	1	2	0	2	0	0	0
TEAM				2			1			
Totals	200	18-50	13-23	34	13	10	15	4	1	52

**3-Pointers**.....VT 3 (Wood 2, Emelogu)  
 .....UNCG 3 (Paulos 2, Potts)  
**Blocks**.....VT 4 (van Zegeren 2, Thompson, Wood)  
 .....UNCG 2 (Cain, Paulos)  
**Steals**.....VT 1 (Emelogu)  
 .....UNCG 2 (Outlaw, Paulos)

**Officials**.....Hull, Wymer, Comer  
**Technical**.....None  
**Attendance**.....4,847

**Percentages:**  
 UNCG FG%...36.5 3FG%...25.0 FT%...87.5  
 Virginia Tech FG%...36.0 3FG%...20.0 FT%...56.5

UNCG	22	33	—	55
Virginia Tech	22	30	—	52

# GAME 13

VIRGINIA TECH 82, UMES 66

DEC. 31, 2013 • 4 P.M. • BLACKSBURG, VA.

A career day from freshman **Devin Wilson** and a big response from senior **Jarell Eddie** helped lift the Virginia Tech men's basketball team past the University of Maryland-Eastern Shore, 82-66, in Cassell Coliseum Tuesday evening. Wilson scored 16 points for Tech, while Eddie was anything but flat against the Hawks, adding 17 points and nine rebounds.

Eddie rebounded from his performance against UNCG early, scoring Tech's first points of the game and although both teams scored right away, things got out to a slow start in the opening minutes. Following the first media timeout junior **C.J. Barksdale** went on a 5-0 run of his own to help spark the Hokies. Tech turned it into a 12-2 streak to go ahead 19-8 with just under 12 minutes left in the first half.

The Hokies never let UMES get closer than 10 points and eventually took a 46-23 lead into the break. The 23-point halftime difference was the largest in Tech's favor this season and the biggest halftime lead since holding a 50-11 advantage over Mt. St. Mary's in 2011.

Tech continued to cruise in the second half, leading by as many as 26 points at times. The Hokies finished the game outrebounding UMES 42-26. Freshman **Ben Emelogu** saw increased action at the point and finished the game with a career-high nine assists.

The Tech bench outscored the Hawks' reserves 22-2 in the first half, and 37-13 in the game much in part to the efforts of Barksdale, freshman **Trevor Thompson** and junior **Will Johnston**. Barksdale, who has seen limited action as of late due to knee and ankle injuries, finished the game with nine points, as did Johnston, while Thompson added eight points. The trio also combined for 15 rebounds.

## UMES (2-9, 0-0 MEAC)

Player	MP	FG	FT	TR	PF	A	TO	Bik	Stl	TP
Troy Snyder, f	30	5-6	5-10	8	2	0	1	1	1	15
Ishaq Pitt, g	18	1-1	2-4	2	3	3	0	0	0	4
Mark Blackmon, g	26	2-6	0-0	1	2	0	0	0	0	5
Louis Bell, g	35	5-13	1-3	4	1	0	0	1	1	14
KyRee Jones, g	28	4-13	7-8	3	2	0	1	0	1	15
Travis Trim	9	0-0	0-0	2	1	1	0	0	0	0
Devon Walker	2	0-2	0-0	0	1	0	0	0	0	0
Shane Randall	24	1-2	0-2	3	5	0	3	2	0	3
Isaac Smith	20	2-8	5-6	1	1	3	0	0	1	10
Pina Guillaume	8	0-1	0-0	0	5	0	0	0	1	0
TEAM				2						
Totals	200	20-52	21-33	26	23	7	5	4	5	66

## VIRGINIA TECH (8-5, 1-0 ACC)

Player	MP	FG	FT	TR	PF	A	TO	Bik	Stl	TP
Joey van Zegeren, f	22	1-5	1-2	1	4	0	1	0	0	3
Jarell Eddie, f	31	5-11	4-4	9	1	1	1	1	0	17
Marshall Wood, f	21	3-7	1-2	5	4	0	0	0	1	7
Devin Wilson, g	27	4-6	7-8	2	3	3	3	1	1	16
Ben Emelogu, g	24	1-7	0-0	3	3	9	0	1	0	2
Cadarian Raines	9	2-3	1-2	1	0	0	0	0	0	5
Greg Donlon	1	0-0	1-2	0	1	0	0	0	0	1
Christian Beyer	13	2-2	0-0	4	1	2	0	0	0	5
Will Johnston	25	3-6	1-2	4	1	1	0	0	1	9
Trevor Thompson	10	2-3	4-4	5	4	0	2	0	0	8
C.J. Barksdale	17	3-6	2-2	6	1	2	1	0	0	9
TEAM				2						
Totals	200	26-55	22-28	42	23	18	8	3	3	82

**3-Pointers**.....VT 8 (Eddie 3, Johnston 2, Barksdale, Beyer, Wilson)  
 .....UMES 5 (Bell 3, Blackmon, Smith)  
**Blocks**.....VT 3 (Eddie, Emelogu, Wilson)  
 .....UMES 4 (Randall 2, Bell, Snyder)  
**Steals**.....VT 3 (Johnston, Wilson, Wood)  
 .....UMES 5 (Bell, Guillaume, Jones, Smith, Snyder)

**Officials**.....Dorsey, Armstrong, Andrakakos  
**Technical**.....None  
**Attendance**.....4,179

**Percentages:**  
 UMES FG%...38.5 3FG%...20.8 FT%...63.6  
 Virginia Tech FG%...46.4 3FG%...42.1 FT%...78.6

UMES 23 43 — 66  
 Virginia Tech 46 36 — 82

# GAME 14

SYRACUSE 72, VIRGINIA TECH 52

JAN. 7, 2014 • 9 P.M. • BLACKSBURG, VA.

Tech stayed with Syracuse for 35 minutes, but the No. 2-ranked Orangemen pulled away and remained perfect on the season with a 72-52 victory.

Tech trailed by as many as 12 in the first half, but the Hokies held the Orangemen to just one field goal in the final eight minutes of the first half and managed to cut the lead to 35-29 at halftime. **Adam Smith** scored nine points to lead the way for the Hokies, hitting three of his six 3-point attempts.

In the second half, the Hokies cut the Syracuse lead to 44-40 when **Ben Emelogu** banked in a free-throw line jumper with 14:44 left to play. But the Orangemen then took control of the game.

Syracuse went on a 16-0 run after Emelogu's basket, stretching the lead to 60-40 on a basket by C.J. Fair with 6:45 left. The Hokies missed nine straight shots during that run and went more than eight minutes without scoring. **Joey van Zegeren's** dunk off a missed **Marshall Wood** jumper stopped the run with 6:16 left.

Fair paced a balanced Syracuse attack with 17 points, as four Orangemen scored in double figures. Syracuse shot 46.7 percent from the floor.

**C.J. Barksdale** led the Hokies with 12 points. Tech was shooting 45.5 percent from the floor before Syracuse's run, but really slumped in the final 14 minutes and shot just 36.7 percent for the game against Syracuse's noted 2-3 zone.

Adam Smith returned to the court for the first time since the VCU game for the Hokies and added nine points. Tech's leading scorer, **Jarell Eddie**, scored just six points and hit 2 of 9 from the floor.

## No. 2 SYRACUSE (15-0, 2-0 ACC)

Player	MP	FG	FT	TR	PF	A	TO	Bik	Stl	TP
Jerami Grant, f	31	4-12	4-7	10	1	1	0	2	2	12
C.J. Fair, f	33	8-17	1-2	6	3	0	0	0	2	17
Rakeem Christmas, f	10	1-1	0-0	4	3	1	0	0	0	2
Trevor Cooney, g	31	4-10	0-0	2	0	1	0	0	1	11
Tyler Ennis, g	36	5-8	0-0	2	2	7	1	0	1	13
Michael Gbinije	11	3-5	0-0	0	0	1	1	0	0	8
B.J. Johnson	3	0-1	0-0	1	0	0	1	1	0	0
Baye Moussa Keita	26	1-1	0-0	9	3	0	3	2	0	2
Tyler Roberson	13	1-2	2-4	3	3	0	1	0	0	4
Dajuan Coleman	3	0-1	0-0	2	1	0	0	0	0	0
Ron Patterson	3	1-2	0-0	0	1	0	0	0	0	3
TEAM				2						
Totals	200	28-60	7-13	41	17	11	7	5	6	72

## VIRGINIA TECH (8-6, 1-1 ACC)

Player	MP	FG	FT	TR	PF	A	TO	Bik	Stl	TP
Joey van Zegeren, f	28	3-7	0-3	5	3	2	2	2	1	6
Jarell Eddie, f	29	2-9	0-0	2	1	3	1	1	0	6
Trevor Thompson, f	10	1-2	2-2	2	2	1	0	1	0	4
Devin Wilson, g	27	0-3	3-4	1	0	2	2	0	2	3
Ben Emelogu, g	31	3-9	1-3	2	2	0	0	0	1	9
Adam Smith	30	3-9	0-0	1	0	1	1	0	0	9
Cadarian Raines	14	1-2	1-2	1	1	1	1	0	0	3
Will Johnston	3	0-1	0-0	1	0	0	0	0	0	0
Marshall Wood	8	0-1	0-0	2	3	0	0	0	0	0
C.J. Barksdale	20	5-6	2-3	4	3	0	1	1	0	12
TEAM				4						
Totals	200	18-49	9-17	25	15	10	8	5	4	52

**3-Pointers**.....VT 7 (Smith 3, Eddie 2, Emelogu 2)  
 .....SU 9 (Cooney 3, Ennis 3, Gbinije 2, Patterson)

**Blocks**.....VT 5 (van Zegeren 2, Barksdale, Eddie, Thompson)  
 .....SU 5 (Grant 2, Keita 2, Johnson)

**Steals**.....VT 4 (Wilson 2, Emelogu, van Zegeren)  
 .....SU 6 (Fair, Grant, Cooney, Ennis)

**Officials**.....Kersey, Luckie, Styons  
**Technical**.....None  
**Attendance**.....4,367

**Percentages:**  
 Syracuse FG%...46.7 3FG%...40.9 FT%...53.8  
 Virginia Tech FG%...36.7 3FG%...29.2 FT%...52.9

Syracuse 35 37 — 72  
 Virginia Tech 29 41 — 52

# GAME 15

BOSTON COLLEGE 62, VIRGINIA TECH 59

JAN. 11, 2014 • NOON • BLACKSBURG, VA.

Boston College's Lonnie Jackson hit a 3-pointer in the final 30 seconds, and Virginia Tech missed a shot in the waning moments, all of which sent the Hokies to a 62-59 defeat.

Tech took a 59-58 lead on a 3-pointer by **C.J. Barksdale** with 1:36 remaining. BC's Olivier Hanlan turned the ball over on the Eagles' next possession, but the Hokies couldn't take advantage, as **Jarell Eddie** missed a 3-pointer with 47 seconds left.

BC then called a timeout with 33 seconds to go. After the timeout, Jackson got a good look from the left wing and hit the 3-pointer to give the Eagles a 61-59 edge with 27.4 seconds remaining.

The points marked Jackson's only points of the second half.

Tech got the ball up the court quickly and called a timeout with 22.8 seconds left. The Hokies ran the clock down before getting the ball into the hands of guard **Adam Smith**, who took a jumper from the baseline that came up short with two seconds to go.

BC's Joe Rahon got the rebound, and Smith fouled Rahon with a second remaining. Rahon made the first free throw, but missed the second one. Eddie got the rebound for the Hokies and time expired.

Jackson — who missed BC's first three games this season with a hamstring injury and had scored in double figures just once this season — came into the game averaging just 4.4 points per game. But he led BC with 17 points, hitting 6 of 11 from the floor, including five 3-pointers. Hanlan added 14.

Virginia Tech shot just 28.6 percent in the second half (8 of 28) and 35.1 percent for the game (20 of 57). The Hokies also missed nine free throws.

Smith led the Hokies with 12 points, and Barksdale added 11. Eddie, Tech's leading scorer at 16.6 points per game, scored 10 for the Hokies, but made just 3 of 14 from the floor.

## BOSTON COLLEGE (5-11, 1-2 ACC)

Player	MP	FG	FT	TR	PF	A	TO	Bik	Stl	TP
Eddie Odio, f	23	2-5	2-2	2	2	0	1	1	0	7
Ryan Anderson, f	30	2-5	2-6	12	1	2	3	0	0	6
Lonnie Jackson, g	38	6-11	0-0	6	0	2	0	1	0	17
Olivier Hanlan, g	34	5-15	2-2	4	1	1	3	0	0	14
Joe Rahon, g	34	2-4	1-2	4	1	5	2	0	1	6
Will Magarity	2	0-0	0-0	0	0	0	0	0	0	0
Dennis Clifford	21	3-4	0-0	6	3	1	0	1	0	6
Patrick Heckmann	18	2-7	1-2	1	4	2	0	0	1	6
TEAM				3						
Totals	200	22-51	8-14	38	12	13	10	3	2	62

## VIRGINIA TECH (8-7, 1-2 ACC)

Player	MP	FG	FT	TR	PF	A	TO	Bik	Stl	TP
Joey van Zegeren, f	27	1-2	0-0	4	2	0	1	5	0	2
Jarell Eddie, f	30	3-14	3-3	8	0	1	2	1	0	10
C.J. Barksdale, f	30	4-8	1-2	3	1	0	0	0	1	11
Devin Wilson, g	30	3-4	2-8	6	2	4	0	0	3	9
Ben Emelogu, g	24	2-9	3-4	4	2	2	1	0	1	8
Adam Smith	26	5-16	0-0	1	2	1	1	0	0	12
Christian Beyer	9	1-1	1-2	1	1	1	0	0	0	3
Will Johnston	10	0-1	0-0	2	2	0	0	0	0	0
Trevor Thompson	13	1-2	2-2	5	1	0	0	0	0	4
Marshall Wood	1	0-0	0-0	0	0	0	0	0	0	0
TEAM				4						
Totals	200	20-57	12-21	38	13	8	6	6	5	59

**3-Pointers**.....VT 7 (Barksdale 2, Smith 2, Eddie, emelogu, Wilson)  
 .....BC 10 (Jackson 5, Hanlan 2, Heckmann, Odio, Rahon)

**Blocks**.....VT 6 (van Zegeren 5, Eddie)  
 .....BC 3 (Clifford, Jackson, Odio)

**Steals**.....VT 5 (Wilson 3, Barksdale, Emelogu)  
 .....BC 2 (Heckmann, Rahon)

**Officials**.....Hess, Simpson, Covington, Jr.  
**Technical**.....None  
**Attendance**.....3,972

**Percentages:**  
 Boston College FG%...43.1 3FG%...38.5 FT%...57.1  
 Virginia Tech FG%...35.1 3FG%...31.8 FT%...57.1

Boston College 32 30 — 62  
 Virginia Tech 34 25 — 59

# GAME 16

CLEMSON 56, VIRGINIA TECH 49

JAN. 15, 2013 • 7 P.M. • BLACKSBURG, VA.

**Devin Wilson** scored 14 points, but it wasn't enough for Virginia Tech, which dropped another close game, this time to the Clemson Tigers by a score of 56-49 in an ACC game played Wednesday night at Cassell Coliseum.

Tech had its biggest lead of the game after point guard Devin Wilson hit the second of two free throws to give it a 36-30 lead with 14:01 remaining. But the Tigers responded by scoring the next 10 points. Damarcus Harrison and Adonis Filer hit 3-pointers in the run, as Clemson reclaimed the lead for good.

Clemson's spurt ended up being a 16-4 run that ended when Jaron Blossomgame hit the second of two free throws that gave the Tigers a 46-40 lead with 6:37 left - their biggest lead of the game.

Clemson led 49-43 after K.J. McDaniels hit his lone 3-pointer of the night with 4:09 to go, but the Hokies scored six straight points, tying the game on **Ben Emelogu's** 3-pointer with 2:01 left. Those were the Hokies' last points of the game.

Filer broke the tie for the Tigers, driving to the basket and hitting a layup while getting fouled. He made the free throw, and a three-point play with 1:24 remaining to give Clemson a 52-49 lead.

The Hokies got 14 points from Wilson and 11 each from Emelogu and **Joey van Zegeren**. Virginia Tech shot 41.7 percent against Clemson's defense, which is ranked first nationally in scoring (53.9 ppg) and second in field-goal percentage (35.9 percent). But the Hokies hurt themselves by making just 4 of 14 from the free-throw line.

Virginia Tech has lost five of its past six games and hasn't scored 60 points in any of the five losses. The Hokies' leading scorer, **Jarell Eddie**, scored just three points against the Tigers.

McDaniels led the Tigers with 14 points, hitting 4 of 9 from the floor, including both 3-point attempts. Rod Hall added 11 points for the Tigers, who shot just 40.4 percent from the floor (19 of 47).

## CLEMSON (12-4, 3-1 ACC)

Player	MP	FG	FT	TR	PF	A	TO	Bk	Stl	TP
Jaron Blossomgame, f	25	2-8	2-4	7	2	1	1	0	1	6
Landry Nnoko, c	35	2-4	0-2	4	1	1	0	1	1	4
Rod Hall, g	33	3-5	3-5	4	2	1	4	0	0	11
Jordan Roper, g	20	1-6	0-0	0	1	0	1	0	0	2
K.J. McDaniels, g	30	4-9	5-6	4	3	1	1	1	2	14
Adonis Filer	22	3-5	1-1	3	3	1	0	0	0	9
Damarcus Harrison	22	3-7	0-0	4	0	1	0	0	0	7
Josh Smith	10	1-2	1-2	5	0	1	0	0	0	3
Sidy Djitte	3	0-1	0-0	1	0	0	0	0	0	0
TEAM				1						
Totals	200	19-47	12-20	33	12	7	8	2	4	56

## VIRGINIA TECH (8-8, 1-3 ACC)

Player	MP	FG	FT	TR	PF	A	TO	Bk	Stl	TP
Joey van Zegeren, f	25	5-6	1-4	5	5	0	0	0	0	11
Jarell Eddie, f	33	1-6	0-0	2	3	3	2	0	1	3
C.J. Barksdale, f	24	2-4	0-0	4	1	1	1	2	0	4
Devin Wilson, g	32	5-11	2-8	1	4	2	2	0	0	14
Ben Emelogu, g	33	4-10	1-2	6	0	3	2	0	2	11
Adam Smith	15	1-5	0-0	0	1	0	2	0	0	2
Christian Beyer	26	2-3	0-0	7	1	0	0	0	0	4
Will Johnson	8	0-1	0-0	1	0	1	0	0	0	0
Trevor Thompson	4	0-2	0-0	1	0	0	0	0	0	0
TEAM				3						
Totals	200	20-48	4-14	30	15	10	9	2	4	49

**3-Pointers**..... VT 5 (Emelogu 2, Wilson 2, Eddie)  
 .....CU 6 (Filer 2, Hall 2, Harrison, McDaniels)  
**Blocks**..... VT 2 (Barksdale)  
 .....CU 2 (McDaniels, Nnoko)  
**Steals**..... VT 4 (Emelogu 2, Eddie, van Zegeren)  
 .....CU 4 (McDaniels 2, Blossomgame, Nnoko)

**Officials**.....Ayers, Maxwell, Shows  
**Technical**.....None  
**Attendance**.....4,022

**Percentages:**  
 Clemson FG%...40.4 3FG%...37.5 FT%...60.0  
 Virginia Tech FG%...41.7 3FG%...31.3 FT%...28.6

Clemson	25	31	—	56
Virginia Tech	24	25	—	49

# GAME 17

NOTRE DAME 70, VIRGINIA TECH 63

JAN. 19, 2014 • 6 P.M. • SOUTH BEND, IND.

A big second half for freshman **Devin Wilson** and an exciting return for redshirt-senior **Cadarian Raines** weren't enough for the Virginia Tech men's basketball team as it fell to Notre Dame, 70-63, in the Purcell Pavilion.

Redshirt sophomore **Joey van Zegeren** began the game with three blocks in the opening three minutes as play remained back-and-forth for the opening five. Notre Dame went on an 8-0 run following the first media timeout and was able to maintain the distance until Raines checked in for the Hokies with 9:32 left in the first half. He quickly went to work, scoring nine points in his first five minutes of action over the last three games.

Seven straight points from Raines got the Hokies back to within three as they trailed 21-18 with 6:15 left before the break, but they were unable to score a field goal in the closing four minutes of the half and allowed the Irish to take a commanding 39-24 lead into the half.

Tech quickly shifted the momentum out of the locker room, starting the second stanza with a 9-3 run. Wilson, who had just two points in the first half, quickly scored six in the first four and a half minutes of the second, making it 44-37 and forcing a Notre Dame timeout.

A 7-0 run for Tech got the Hokies within two points with 9:55 to play, but back-to-back threes for the Irish quickly reestablished some distance. Tech was able to get back within five points on two occasions, but that was as close as it got.

Wilson matched his previous career high in the second half alone and also added seven assists in the game, while van Zegeren blocked a career high six shots. Tech outrebounded the Irish 35-30 and Raines led the way with six. **C.J. Barksdale** put up 12 points for Tech, reaching double figures for the third time in the last four games. The Hokies played without starting guard **Ben Emelogu**, who missed the game due to a sprained right ankle, suffered in practice on Friday.

## VIRGINIA TECH (8-9, 1-4 ACC)

Player	MP	FG	FT	TR	PF	A	TO	Bk	Stl	TP
Joey van Zegeren, f	16	2-2	0-0	4	2	0	6	6	0	4
Christian Beyer, f	23	0-0	0-0	4	3	1	0	1	0	0
C.J. Barksdale, f	19	5-6	0-1	4	2	0	1	0	0	12
Adam Smith, g	15	0-2	0-0	1	1	1	0	0	0	0
Devin Wilson, g	36	7-10	5-7	4	3	7	2	0	1	20
Cadarian Raines	22	8-15	4-7	6	2	0	1	0	0	20
Will Johnston	25	1-2	0-0	0	2	2	1	0	0	3
Jarell Eddie	24	1-5	0-0	4	2	1	3	0	1	2
Trevor Thompson	7	1-4	0-0	2	1	0	0	0	0	2
Marshall Wood	13	0-2	0-0	5	1	0	1	0	0	0
TEAM				1			1			
Totals	200	25-48	9-15	35	19	12	17	6	3	63

## NOTRE DAME (11-7, 2-3 ACC)

Player	MP	FG	FT	TR	PF	A	TO	Bk	Stl	TP
Austin Burgett, f	26	0-2	2-2	2	5	1	2	0	1	2
Garrick Sherman, c	19	3-7	2-3	6	3	0	3	0	0	8
Eric Atkins, g	35	5-16	1-3	1	3	4	0	0	2	12
Demetrius Jackson, g	22	3-7	5-5	3	1	1	0	0	0	13
Pat Connaughton, g	38	7-14	3-3	8	1	3	0	0	1	21
V.J. Beachem	18	0-2	0-0	3	1	0	1	0	2	0
Eric Katenda	1	0-0	0-0	0	1	0	0	0	0	0
Zach Auguste	11	4-4	0-2	1	3	2	3	0	2	8
Steve Vasturia	30	2-6	0-0	4	0	3	0	2	6	6
TEAM				2						
Totals	200	24-58	13-18	30	18	14	10	0	10	70

**3-Pointers**..... VT 4 (Barksdale 2, Johnston, Wilson)  
 .....ND 9 (Connaughton 4, Jackson 2, Vasturia 2, Atkins)  
**Blocks**..... VT 6 (van Zegeren)  
 .....ND 0  
**Steals**..... VT 3 (Beyer, Eddie, Wilson)  
 .....ND 10 (Atkins 2, Auguste 2, Beachem 2, Vasturia 2, Burgett, Connaughton)

**Officials**.....Luckie, Nestor, Anderson  
**Technical**.....None  
**Attendance**.....8,849

**Percentages:**  
 Virginia Tech FG%...52.1 3FG%...36.4 FT%...60.7  
 Notre Dame FG%...41.4 3FG%...32.1 FT%...72.2

Virginia Tech	24	39	—	63
Notre Dame	39	31	—	70

# GAME 18

WAKE FOREST 83, VIRGINIA TECH 77

JAN. 22, 2014 • 7 P.M. • BLACKSBURG, VA.

Virginia Tech point guard **Devin Wilson** scored a career-high 26 points, but the Hokies got off to a slow start and couldn't catch up, falling to Wake Forest 83-77.

Behind Travis McKie, Wake Forest got off to a sizzling start, shooting 54.8 percent from the floor in the first half (17 of 31) and making 7 of its 10 3-point attempts. The Demon Deacons made eight straight baskets at one stretch, and they took what turned out to be their biggest lead of the game on a 3-pointer by Miles Overton with 4:15 left in the half that gave them a 40-19 edge. McKie scored 15 first-half points, and Wake Forest led 42-27 at halftime.

The Hokies tried to make a game of it in the final five minutes, as Wilson scored 17 of his career-high 26 in the final 5:35. He scored the Hokies' final 10 points of the game.

But Wilson missed two free throws with 3:37 left, and Miller-McIntyre scored with 3:15 to go to give the Demon Deacons a 71-60 lead. The Hokies' **Jarell Eddie** then cut the lead to 71-63 on a 3-pointer with 2:55 remaining.

But Miller-McIntyre answered again. He hit the first of two free throws and grabbed the rebound after missing the second one. He then scored with 2:10 remaining to give Wake Forest a 74-63 lead, and Virginia Tech got no closer than the final margin.

Wake Forest came into the game shooting 44.3 percent from the floor and 31.8 percent from beyond the 3-point arc. But the Demon Deacons tied a season high with nine 3-pointers and shot 53.6 percent (30 of 56) from the floor for the game.

The Hokies missed their first 11 shots from the floor and shot just 33.8 percent (22 of 65) for the game.

Wilson made 6 of 10 from the floor, including 3 of 4 from beyond the 3-point arc. He also hit 11 of 14 from the free-throw line.

Eddie finished with 20 points for the Hokies, and **Trevor Thompson** had 10 points and 12 rebounds.

## WAKE FOREST (13-6, 2-3 ACC)

Player	MP	FG	FT	TR	PF	A	TO	Bk	Stl	TP
Devin Thomas, f	26	3-6	1-3	9	4	1	2	1	2	7
Travis McKie, f	33	7-10	5-5	6	2	0	0	0	0	24
Tyler Cavanaugh, f	15	3-4	0-0	1	4	0	2	0	0	8
Codi Miller-McIntyre, g	34	8-16	4-6	4	4	10	2	0	0	20
Madison Jones, g	19	0-0	1-2	3	2	3	2	0	0	1
Coron Williams	21	0-5	1-2	0	2	2	0	0	0	1
Miles Overton	7	2-2	0-0	1	2	0	0	0	0	6
Andre Washington	15	3-4	2-1	2	0	0	3	0	0	8
Aaron Rountree III	5	0-1	0-0	1	1	0	0	0	0	0
Arnaud Adala Moto	25	4-8	0-0	7	2	1	1	0	0	8
TEAM				4						
Totals	200	30-56	14-20	37	23	17	9	4	2	83

## VIRGINIA TECH (8-10, 1-5 ACC)

Player	MP	FG	FT	TR	PF	A	TO	Bk	Stl	TP
Joey van Zegeren, f	15	3-8	0-1	5	4	0	0	0	2	6
Jarell Eddie, f	35	5-16	6-6	5	0	1	0	0	0	20
C.J. Barksdale, f	16	1-8	0-0	2	1	1	0	0	0	3
Devin Wilson, g	40	6-10	11-14	4	3	4	2	0	2	26
Will Johnston, g	34	1-4	2-3	2	4	2	1	0	1	5
Cadarian Raines	24	2-10	1-2	3	2	1	1	1	0	5
Christian Beyer	8	0-1	0-0	2	2	1	1	0	0	0
Trevor Thompson	18	3-6	4-7	12	3	0	1	2	0	10
Marshall Wood	10	1-2	0-0	1	1	1	0	0	0	2
TEAM				2						
Totals	200	22-65	24-33	38	20	11	6	3	5	77

**3-Pointers**..... VT 9 (Eddie 4, Wilson 3, Barksdale, Johnston)  
 .....WF 9 (McKie 5, Cavanaugh 2, Overton 2)  
**Blocks**..... VT 3 (Thompson 2, Raines)  
 .....WF 4 (Washington 3, Thomas)  
**Steals**.....VT 5 (van Zegeren 2, Wilson 2, Johnston)  
 .....WF 2 (Thomas)

**Officials**.....Hess, Kersey, Stephens  
**Technical**.....None  
**Attendance**.....5,156

**Percentages:**  
 Wake Forest FG%...53.6 3FG%...56.3 FT%...70.0  
 Virginia Tech FG%...33.8 3FG%...39.1 FT%...72.7

Wake Forest	43	40	—	83
Virginia Tech	27	50	—	77

# GAME 19

VIRGINIA 65, VIRGINIA TECH 45

JAN. 25, 2014 • 3 P.M. • CHARLOTTESVILLE, VA.

Devin Wilson scored 12 points, but the Virginia Tech Hokies' cold shooting spelled doom in their game against Virginia, as Tech fell 65-45 to the in-state rival Cavaliers.

The 45 points marked the fewest Tech has scored in an ACC game since falling 69-44 at Duke on Jan. 4, 2009.

Tech suffered through a miserable first half on the offensive end of the floor. The Hokies shot just 27.3 percent, making only six field goals. Tech only trailed 13-11 after the Hokies' Ben Emelogu banked in a 3-pointer with 14:35 left in the half, but the Hokies only hit two more baskets the rest of the half.

Tech went more than eight minutes without scoring during one stretch. UVA closed the half with a 21-6 run and led 34-17 at halftime. The Cavaliers shot 54 percent from the floor and got 11 points from Malcolm Brogdon and 10 from Joe Harris in the half.

In the second half, the Hokies tried to climb back in it. They cut the lead to 36-24 on a layup by Cadarian Raines with 17:44 remaining. But Harris hit two free throws for UVA, and after Tech's C.J. Barksdale made the first of two free throws, UVA's Brogdon nailed a 3-pointer. That started an 8-0 UVA run, and the Hokies never threatened again.

Tech shot a season-worst 33.3 percent from the floor for the game and made just 3 of 18 from beyond the 3-point arc - tying for the fewest 3-pointers made in a game this season. Wilson, coming off a career-high 26 points against Wake Forest, made just 2 of 8 from the floor, but did make 8 of 11 from the free-throw line. Barksdale, Jarell Eddie and Joey van Zegeren each scored seven points.

Brogdon paced the Cavaliers with 18 points, hitting 6 of 10 from the floor and 4 of 5 from beyond the 3-point arc. Harris added 12 points.

## VIRGINIA TECH (8-11, 1-6 ACC)

Player	MP	FG	FT	TR	PF	A	TO	Bik	Stl	TP
Joey van Zegeren, f	23	2-3	3-8	2	4	0	1	0	0	7
C.J. Barksdale, f	13	3-4	1-2	0	1	0	1	0	0	7
Will Johnston, g	31	0-3	0-0	4	1	1	2	0	0	2
Jarell Eddie, f	21	2-10	2-4	4	1	2	2	0	0	7
Devin Wilson, g	39	2-8	8-11	2	1	1	2	1	2	12
Cadarian Raines	28	2-3	0-0	6	4	0	1	1	0	4
Greg Dolon	1	0-0	0-0	1	0	0	0	0	0	0
Ben Emelogu	19	2-6	0-0	1	1	1	1	0	0	6
Christian Beyer	3	0-0	0-0	0	0	0	0	0	0	0
Trevor Thompson	15	1-4	0-0	5	2	0	1	0	0	2
Marshall Wood	7	0-1	0-0	2	1	0	1	0	0	0
TEAM				2						
Totals	200	14-42	14-25	29	16	5	12	2	4	45

## VIRGINIA (15-5, 6-1 ACC)

Player	MP	FG	FT	TR	PF	A	TO	Bik	Stl	TP
Joe Harris, g	26	4-9	2-2	1	1	3	0	0	1	12
London Perrantes, g	27	1-5	2-2	1	3	4	2	0	0	4
Akil Mitchell, f	19	2-2	2-2	3	3	0	0	0	0	6
Mike Tobery, f	24	1-2	6-6	5	1	2	2	0	0	8
Malcolm Brogdon, c	28	6-10	2-2	6	0	3	1	0	1	18
Justin Anderson	18	2-5	1-2	4	2	1	2	3	0	5
Maleek Frazier	2	0-0	0-0	0	1	0	0	0	0	0
Teven Jones	7	1-4	0-0	0	3	0	0	0	1	2
Evan Nolte	9	0-3	0-0	1	0	1	0	0	0	0
Anthony Gill	20	2-2	3-8	5	3	1	0	0	0	7
Rob Vozenilek	2	0-1	0-0	0	0	0	0	0	0	0
Thomas Rogers	2	0-0	0-0	1	0	0	0	0	0	0
Darion Atkins	14	1-3	0-0	1	1	0	1	1	1	2
Jeff Jones	2	0-0	1-2	2	0	0	0	0	0	1
TEAM				4			1			
Totals	200	20-46	19-26	34	18	14	9	6	4	64

**3-Pointers**.....VT 3 (Emelogu 2, Eddie) UVA 6 (Brogdon 4, Harris 2)  
**Blocks**.....VT 2 (Raines, Wilson) UVA 6 (Anderson 3, Tobery 2, Atkins)  
**Steals**.....VT 4 (Johnston 2, Wilson 2) UVA 4 (Atkins, Brogdon, Harris, Jones)

**Officials**.....Eades, Kelly, Comer  
**Technical**.....VT-Eddie, UVA- Jones  
**Attendance**.....14,215

**Percentages:**  
 Virginia Tech FG%...33.3 3FG%...16.7 FT%...56.0  
 Virginia FG%...43.5 3FG%...33.3 FT%...73.1

Virginia Tech	17	28	—	45
Virginia	34	31	—	65

# GAME 20

BOSTON COLLEGE 76, VIRGINIA TECH 52

JAN. 29, 2014 • 7 P.M. • CHESTNUT HILL, MASS.

Senior Jarell Eddie came out prepared and energized against Boston College, but his big first half couldn't lift the Virginia Tech men's basketball team past Boston College. Tech fell to the Eagles 76-52 on Wednesday night at Conte Forum. Eddie put up 19 points in the first half and finished the game with 23 points and 10 rebounds.

The Eagles (6-14, 2-5 ACC) pulled away early on with an 11-0 run a little more than three minutes into the game, which was capped off by a pair of 3's from Patrick Heckmann. Eddie put an end to the BC's streak on Tech's (8-12, 1-7 ACC) first possession out of the 16-minute media timeout and went on to score 10 of Tech's next 12 points.

Boston College kept the distance for the remainder of the opening half, as Tech never got any closer than seven and trailed by as much as 15. The Eagles took a 46-33 lead into halftime, matching the most points allowed by the Hokies in a first half this season. Michigan State also put up 46 to start the game in the Coaches vs. Cancer Classic in Brooklyn on Nov. 22.

Back-to-back 3's by Olivier Hanlan and a jumper from Ryan Anderson in the first minute and a half of the new period helped Boston College extend its first-half lead and keep the momentum in its possession. The Hokies' first points of the second half came nearly three minutes into play, as Hanlan fouled Devin Wilson and argued the call to pick up a technical and his fourth foul of the game. Eddie made both of the free throws for the technical, and Wilson went 1 of 2 from the line on the personal foul.

Even with the team's leading scorer on the bench for much of the second half due to foul trouble, Boston College was able to keep its lengthy lead for the remainder of the game. It led by as many as 30 points late in the game.

## VIRGINIA TECH (8-12, 1-7 ACC)

Player	MP	FG	FT	TR	PF	A	TO	Bik	Stl	TP
Joey van Zegeren, f	17	2-5	0-0	6	2	0	0	0	0	4
Jarell Eddie, f	32	8-13	4-6	10	0	0	1	0	0	23
Marshall Wood, f	13	0-3	1-2	3	0	0	1	0	0	1
Devin Wilson, g	38	1-5	3-7	1	3	1	3	0	0	5
Ben Emelogu, g	32	3-11	1-2	0	2	2	0	2	0	8
Cadarian Raines	8	1-3	0-0	0	3	2	1	0	0	2
Greg Donlon	2	0-0	0-0	0	0	0	0	0	0	0
Christian Beyer	27	3-5	1-2	6	0	1	1	0	0	7
Will Johnston	16	0-3	0-0	2	1	2	1	0	0	0
Trevor Thompson	15	0-5	1-2	3	3	0	1	2	0	2
TEAM				3			1			
Totals	200	18-53	12-21	34	12	8	12	2	2	52

## BOSTON COLLEGE (6-14, 2-5 ACC)

Player	MP	FG	FT	TR	PF	A	TO	Bik	Stl	TP
Eddie Odio, f	17	1-2	0-0	3	4	1	1	0	1	2
Ryan Anderson, f	28	6-8	6-8	8	3	1	2	5	1	18
Lonnie Jackson, g	29	1-6	0-0	2	0	5	0	1	3	3
Olivier Hanlan, g	22	2-5	5-6	1	4	2	0	0	0	11
Joe Rahon, g	34	7-11	1-2	5	2	6	2	0	1	20
Garland Ownes	10	0-3	0-0	0	2	1	0	0	0	0
Steve Perpiglia	2	0-0	0-0	1	0	0	0	0	0	0
KC Caudill	1	0-0	0-0	0	1	1	0	0	0	0
Will Magarity	6	0-0	0-0	2	0	0	0	0	0	0
John Cain Carney	2	0-0	0-0	0	0	0	0	0	0	0
Drew Jacobs	2	0-1	0-0	1	0	0	0	0	0	0
Sam Donahue	2	0-3	0-0	1	0	0	0	0	0	0
Alex Dragicevich	22	2-3	2-2	4	1	2	1	1	2	8
Danny Rubin	2	0-0	0-0	0	0	0	0	0	0	0
Patrick Heckmann	21	5-11	0-0	2	0	0	0	0	0	14
TEAM				6			1			
Totals	200	24-54	14-18	35	18	19	7	7	8	76

**3-Pointers**.....VT 4 (Eddie 3, Emelogu) BC 14 (Rahon 5, Heckmann 4, Dragicevich 2, Hanlan 2, Jackson)  
**Blocks**.....VT 2 (Thompson) BC 7 (Anderson 5, Dragicevich, Jackson)  
**Steals**.....VT 2 (Emelogu) BC 8 (Jackson 3, Dragicevich 2, Anderson, Odio, Rahon)

**Officials**.....Hess, Stephens, O'Connell  
**Technical**.....BC-Hanlan  
**Attendance**.....2,964

**Percentages:**  
 Virginia Tech FG%...34.0 3FG%...28.6 FT%...57.1  
 Boston College FG%...44.4 3FG%...37.8 FT%...77.8

Virginia Tech	33	19	—	52
Boston College	46	30	—	76

# GAME 21

MARYLAND 80, VIRGINIA TECH 60

FEB. 1, 2014 • NOON • BLACKSBURG, VA.

Virginia Tech guard Ben Emelogu scored 21 points, but it wasn't enough, as the Hokies fell 80-60 to Maryland.

With the loss, the Hokies fell to 8-13 overall, 1-8 in the ACC. Maryland, which beat the Hokies for the fourth straight time, moved to 13-9, 5-4.

The Terrapins got 19 points from Dez Wells, who made 6 of 9 from the floor, and as a team, Maryland shot 51.8 percent (29 of 56) in winning its second in a row.

The Hokies stayed with the Terrapins until the final minute of the first half. The Hokies trailed 37-35 after Will Johnston hit a 3-pointer with 1:31 left in the half. But Maryland got 3-pointers on its final two possessions - one each from Seth Allen and Jake Layman - to take a 43-35 lead at halftime.

Emelogu opened the second half with a 3-pointer for the Hokies to cut the Maryland lead to 43-38. But the Terrapins answered with a 14-2 run to grab a 17-point lead and take control.

The Terrapins went on to lead by as many as 23, and the Hokies never got closer than 14 the rest of the game.

Emelogu made 7 of 12 from the floor, including 3 of 6 from beyond the 3-point arc. But the Hokies shot just 37 percent (20 of 54). They played without injured starters Adam Smith and forward C.J. Barksdale.

## MARYLAND (13-9, 5-4 ACC)

Player	MP	FG	FT	TR	PF	A	TO	Bik	Stl	TP
Evan Smotrycz, f	27	4-8	0-1	5	3	3	1	1	0	9
Jake Layman, f	24	4-7	0-2	4	2	0	2	1	1	10
Shaquille Cleare, c	10	2-4	1-2	3	4	0	0	0	0	5
Seth Allen, g	30	5-9	3-3	5	2	7	2	0	0	16
Nick Faust, g	24	3-4	2-4	1	1	3	0	1	0	10
Charles Mitchell	21	4-7	0-0	6	0	0	0	0	2	8
Roddy Peters	9	0-2	0-0	1	1	1	3	0	0	0
Varun Ram	3	0-0	0-0	0	1	0	0	0	0	0
Spencer Barks	1	0-1	1-2	1	0	0	0	0	0	1
John Auslander	2	0-1	0-0	0	0	0	0	0	0	0
Jacob Susskind	2	0-1	0-0	0	0	0	0	0	0	0
Jonathan Garham	12	1-2	0-0	3	3	0	1	0	0	2
Dez Wells	30	6-9	7-8	2	1	1	0	0	1	19
A.J. Metz	1	0-0	0-0	0	0	0	0	0	0	0
Damonte Dodd	4	0-1	0-2	3	1	0	0	0	0	0
TEAM				4						
Totals	200	29-56	14-24	38	19	15	9	3	4	80

## VIRGINIA TECH (8-13, 1-8 ACC)

Player	MP	FG	FT	TR	PF	A	TO	Bik	Stl	TP
Joey van Zegeren, f	23	3-8	2-7	5	3	0	0	2	0	8
Jarell Eddie, f	22	0-9	2-4	2	4	1	2	0	0	2
Marshall Wood, f	16	1-4	0-0	4	0	0	1	1	0	2
Devin Wilson, g	40	2-6	2-4	3	3	4	3	0	0	6
Ben Emelogu, g	32	7-12	4-4	2	3	2	1	0	1	21
Cadarian Raines	11	2-4	1-2	1	1	0	0	1	0	5
Greg Donlon	1	0-0	0-0	1	0	0	0	1	0	0
Christian Beyer	17	1-2	0-0	1	1	0	1	0	2	2
Will Johnston	27	2-3	2-2	1	3	0	0	0	1	7
Trevor Thompson	11	2-6	3-4	4	4	0	0	1	1	7
TEAM				5						
Totals	200	20-54	16-27	29	22	7	8			

# GAME 22

FLORIDA STATE 70, VIRGINIA TECH 50

FEB. 5, 2014 • 9 P.M. • TALLAHASSEE, FLA.

Tech kept things close in the opening minutes of action against Florida State, but spent the majority of the opening half playing catch up with the Seminoles. The Hokies never let Florida State have more than a four-point lead until there was six minutes remaining in until halftime. The Seminoles scored five straight points out of the eight-minute media timeout to begin distancing themselves.

Florida State tacked on six consecutive points with under four minutes to play to give itself a 10-point lead, and eventually took a 31-28 advantage into the break.

Freshmen **Trevor Thompson** and **Ben Emelogu** gave the Hokies some good first-half minutes, scoring the team's first eight points of the game. Thompson scored six points in the first half and grabbed five of Tech's 19 rebounds.

Tech opened the second half with back-to-back buckets from Emelogu and senior **Jarell Eddie** to force an early Florida State timeout less than two minutes in. The Hokies kept the difference in the single digits for the opening minutes of the new half but hit a dry spell that would allow the Seminoles to gain control.

**Cadarian Raines** ended a three-minute scoring drought by the Hokies with 14 minutes remaining and Emelogu got Tech back to within nine with a three on the next possession, but the Seminoles had an answer for everything Tech did. Florida State's Aaron Thomas not only answered the Emelogu three, but showed off his range making three straight to give the Seminoles a 15-point lead at 48-33 and force a Tech timeout.

Florida State continued to extend its lead as the second half proceeded on. Tech got back to within 12 on two occasions, but Florida State never let up and won by its largest lead of the night, 20 points.

## VIRGINIA TECH (8-14, 1-9 ACC)

Player	MP	FG	FT	TR	PF	A	TO	Bk	Stl	TP
Joey van Zegeren, f	23	0-2	0-2	9	5	0	3	1	0	0
Trevor Thompson, f	22	3-5	0-0	6	5	0	2	3	0	6
Jarell Eddie, f	32	3-14	0-0	5	1	0	0	0	1	7
Devin Wilson, g	31	1-8	2-3	4	0	3	1	1	3	4
Ben Emelogu, g	27	4-13	0-2	2	2	2	0	0	0	8
Cadarian Raines	27	6-11	1-2	4	2	2	3	0	0	13
Greg Donlon	0+	0-0	0-0	0	0	0	0	0	0	0
Christian Beyer	12	0-1	0-0	1	0	1	0	0	1	0
Will Johnston	26	4-7	0-0	2	2	1	2	0	0	12
TEAM				4						
Totals	200	21-61	3-9	37	17	10	11	5	5	50

## FLORIDA STATE (14-8, 5-5 ACC)

Player	MP	FG	FT	TR	PF	A	TO	Bk	Stl	TP
Okaro White, f	36	3-6	9-9	8	1	3	0	2	1	15
Robert Gilchrist, f	13	1-2	0-1	0	1	0	1	0	0	2
Michael Ojo, c	19	1-2	0-2	1	0	0	1	1	0	2
Aaron Thomas, g	34	7-14	4-4	3	3	3	1	0	0	24
Montay Brandon, g	32	2-7	0-0	3	1	2	1	0	1	5
Devon Bookert	28	2-8	2-2	8	2	3	0	0	1	7
Marquez White	1	1-1	0-0	1	0	1	0	0	0	3
Jarquez Smith	15	0-3	2-2	4	1	0	4	2	0	2
Boris Bojanovsky	20	2-2	4-5	3	1	0	1	2	0	8
Joell Hopkins	1	0-0	0-0	0	0	0	0	0	0	0
Brandon Allen	1	1-1	0-0	0	1	0	0	0	0	2
TEAM				2						
Totals	200	20-46	21-25	33	12	11	10	7	3	70

**3-Pointers**.....VT 5 (Johnston 4, Eddie)  
 .....FSU 9 (Thomas 6, Bookert, Brandon)  
**Blocks**.....VT 5 (Thompson 3, Wilson, van Zegeren)  
 .....FSU 7 (Bojanovsky 2, Smith 2, O.White 2, Ojo)  
**Steals**.....VT 5 (Wilson 3, Beyer, Eddie)  
 .....FSU 3 (Bookert, Brandon, O.White)

**Officials**.....Roberts, Stuart, Covington, Jr.  
**Technical**.....None  
**Attendance**.....5,759

**Percentages:**  
 Virginia Tech FG%...34.4 3FG%...23.8 FT%...33.3  
 Florida State FG%...43.5 3FG%...56.3 FT%...84.0

Virginia Tech	20	30	—	50
Florida State	31	39	—	70

# GAME 23

PITTSBURGH 62, VIRGINIA TECH 57

FEB. 8, 2014 • 12 P.M. • PITTSBURGH, PA.

In a game that saw eight ties and 10 lead changes, the Virginia Tech men's basketball team was unable to hold on at No. 25/22 Pittsburgh, falling 62-57 in double overtime at the Petersen Events Center.

Outside of two instances, once in the opening minutes of action and again in the second overtime, neither team ever held a lead of more than two possessions throughout the entire game. Pittsburgh scored on five of its first six possessions to jump out to a 13-5 lead in the opening minutes of the game and force a Tech timeout before the first media timeout.

The Hokies responded after the regrouping and went on an 8-0 run of their own, with half of the points coming from **Trevor Thompson**. **Ben Emelogu** capped off the run with a long 3-pointer to give Tech its first lead of the game at 14-13 with less than 11 minutes remaining in the half.

Tech wasted no time regaining the advantage in the second half, as Emelogu drained his second 3 of the day on the first possession. The Hokies were able to hold on to the lead for much of the second half, but a 3-pointer by James Robinson with 6:44 left to play in regulation put Pittsburgh ahead for the first time in the new half.

The Hokies were not rattled by the big play, and less than a minute later, **Jarell Eddie** connected from 3-point range to tie the game at 44. Tech scored four points in the final three minutes of regulation and held the Panthers scoreless until Robinson was fouled on a 3-pointer and converted the four-point play to tie the game at 48 and force overtime.

Tech entered the extra time with one overtime game under its belt so far this year, its lone conference win at Miami back in December. Pittsburgh's Lamar Patterson, who scored 25 points in the Panthers' overtime win at Miami earlier in the week, was 0 for 5 at the end of regulation.

Scoring was limited in the first overtime, as both teams scored just four points apiece, all of which came from the freethrow line. With 43 seconds remaining, **Devin Wilson** zoned out the entire crowd chanting his name and sunk a pair of free throws to tie the game at 52. He finished the game with 10 points, eight of which came from the free-throw line.

## VIRGINIA TECH (8-15, 1-10 ACC)

Player	MP	FG	FT	TR	PF	A	TO	Bk	Stl	TP
Joey van Zegeren, f	32	4-6	2-3	5	5	0	3	3	1	10
Jarell Eddie, f	46	5-15	0-0	5	1	1	1	0	1	15
Trevor Thompson, f	29	3-6	2-2	6	5	1	2	1	0	8
Devin Wilson, g	46	1-9	8-11	4	4	4	7	0	0	10
Ben Emelogu, g	36	2-8	0-0	3	3	3	0	0	0	6
Cadarian Raines	36	2-7	4-4	11	1	0	4	2	2	8
Christian Beyer	3	0-0	0-0	4	1	0	0	0	0	0
Will Johnston	22	0-2	0-0	3	2	3	0	0	1	0
TEAM				2						
Totals	250	17-53	16-20	43	22	12	20	6	5	57

## PITTSBURGH (20-4, 8-3 ACC)

Player	MP	FG	FT	TR	PF	A	TO	Bk	Stl	TP
Michael Young, f	27	2-4	0-0	0	2	4	0	1	0	4
Lamar Patterson, f	44	1-9	3-6	1	2	5	4	1	2	5
Talib Zanna, c	43	3-7	1-1	7	3	0	3	0	0	7
James Robinson, g	42	4-7	5-7	4	4	3	1	0	4	16
Cameron Wright, g	44	5-13	6-7	6	4	3	0	0	2	18
Jamel Atris	14	0-1	1-2	2	1	1	1	0	1	1
Derrick Randall	3	0-0	0-0	1	0	0	1	0	0	0
Chris Jones	3	0-0	0-0	1	0	0	0	0	0	0
Josh Newkirk	27	3-7	4-5	3	2	0	1	0	1	11
Joseph Uchebo	3	0-0	0-0	0	0	0	0	0	1	0
TEAM				4						
Totals	250	18-48	20-28	28	19	16	11	2	11	62

**3-Pointers**.....VT 7 (Eddie 5, Emelogu 2)  
 .....PITT 6 (Robinson 3, Wright 2, Newkirk)  
**Blocks**.....VT 6 (van Zegeren 3, Raines 2, Thompson)  
 .....PITT 2 (Patterson, Young)  
**Steals**.....VT 5 (Raines 2, Eddie, Johnston, van Zegeren)  
 .....PITT 11 (Robinson 4, Patterson 2, Wright 2,  
 .....Artis, Newkirk, Uchebo)

**Officials**.....Luckie, Nestor, Hull  
**Technical**.....None  
**Attendance**.....12,508

**Percentages:**  
 Virginia Tech FG%...32.1 3FG%...31.8 FT%...80.0  
 Pittsburgh FG%...37.5 3FG%...28.6 FT%...71.4

Virginia Tech	26	22	4	5	—	57
Pittsburgh	27	21	4	10	—	62

# GAME 24

VIRGINIA TECH 52, MIAMI 45

FEB. 15, 2014 • 6 P.M. • BLACKSBURG, VA.

**Devin Wilson** scored 12 points and dished out nine assists, and **C.J. Barksdale** came off the bench to score 12, as Virginia Tech snapped a 10-game losing streak with a 52-45 victory over Miami.

Tech grabbed the lead early in the game and used a 9-0 run in the first nine minutes to gain a 15-5 cushion. Neither team, though, shot well from the floor, as Miami made just five baskets in the first half, and the Hokies only made eight and took a 19-15 lead into halftime.

In the second half, the Hokies strung together a few more baskets and led by as many as nine points. The Hokies led by seven after Wilson's basket with 2:02 left gave them a 43-36 edge. Miami cut the lead to 49-45 on a layup by Davon Reed with 35 seconds remaining. But Wilson made the first of two free throws with 34 seconds left to give Tech a 50-45 lead, and after Reed missed a 3-pointer, Wilson made two free throws with 20 seconds left to push Tech's lead to 52-45.

Miami's Rion Brown missed a 3-pointer with 13 seconds left, and Tech's **Joey van Zegeren** grabbed the rebound. Miami elected not to foul, and the Hokies ran out the clock — and started celebrating.

It marked a great end to a strange week for Tech. The university closed both Thursday and Friday because of a snowstorm that dumped nearly two feet of snow in the area, and the Hokies were unable to practice, as per university policy. Several of the players got together for a players-only practice on Thursday and Friday, and then Johnson got the team together for a short practice Saturday morning.

Wilson scored all 12 of his points in the final 3:37. He hit 8 of 11 from the free-throw line in that span, and as a team, the Hokies knocked down 10 of 16 in the final 2:52.

Barksdale, who had missed the previous four games with a groin injury, made 5 of 9 from the floor, including two 3-pointers, and he also grabbed seven rebounds.

## MIAMI (12-13, 3-9 ACC)

Player	MP	FG	FT	TR	PF	A	TO	Bk	Stl	TP
Erick Swoope, f	18	2-5	0-2	4	1	0	0	0	0	4
Rion Brown, g	37	4-16	1-2	10	3	1	2	0	0	12
Raphael Akpejori, f	21	0-1	1-2	2	3	0	0	2	0	1
Donnavan Kirk, f	26	0-3	1-2	6	1	0	0	0	0	1
Garrius Adams, g	38	4-12	5-7	7	4	0	0	1	1	13
Davon Reed	9	2-8	0-0	2	3	0	0	0	0	5
Manu Lecomte	19	0-5	0-0	0	1	2	1	0	0	0
Tonye Jekiri	11	0-0	0-2	3	1	0	0	0	0	0
James Kelly	21	3-8	0-0	5	3	1	0	0	1	9
TEAM				2						
Totals	200	15-58	8-17	41	20	8	3	2	2	45

## VIRGINIA TECH (9-15, 2-10 ACC)

Player	MP	FG	FT	TR	PF	A	TO	Bk	Stl	TP
Joey van Zegeren, f	22	2-6	0-1	6	4	0	1	2	0	4
Devin Wilson, g	39	2-9	8-11	3	1	9	2	0	0	12
Jarell Eddie, f	37	2-7	1-2	2	1	0	1	0	0	7
Ben Emelogu, g	30	3-6	1-2	3	3	2	0	1	2	9
Trevor Thompson, f	27	3-8	2-4	12	3	0	2	1	0	8
Christian Beyer	5	0-0	0-0	1	0	0	1	0	0	0
Will Johnston	18	0-1	0-0	3	2	0	0	0	0	0
C.J. Barksdale	22	5-9	0-0	7	2	0	0	1	0	12
TEAM				2			1			
Totals	200	17-46	12-20	39	16	11	8	5	2	52

**3-Pointers**.....VT 6 (Barksdale 2, Eddie 2, Emelogu)  
 .....UM 7 (Brown 3, Kelly 3, Reed)  
**Blocks**...VT 5 (van Zegeren 2, Barksdale, Emelogu, Thompson)  
 .....UM 2 (Akepejori)  
**Steals**.....VT 2 (Emelogu)  
 .....UM 2 (Adams, Kelly)

**Officials**.....Kersey, Gladden, Clark  
**Technical**.....None  
**Attendance**.....5,105

**Percentages:**  
 Miami FG%...25.9 3FG%...20.6 FT%...47.1  
 Virginia Tech FG%...37.0 3FG%...40.0 FT%...60.0

Miami	15	30	—	45
Virginia Tech	19	33	—	52

# GAME 25

## VIRGINIA TECH VS VIRGINIA

FEB. 18, 2014 • 9 P.M. • BLACKSBURG, VA.

Virginia Tech played one of its better games of the season, but in-state rival Virginia made big plays down the stretch, and the Cavaliers escaped with a 57-53 victory over the Hokies in an ACC game Tuesday night.

Tech led 43-35 after **Ben Emelogu** hit a 3-pointer with 10:14 remaining in the game. But the Hokies hit just one basket over the next nine minutes, and during a seven-minute stretch, they scored just one point.

That allowed UVa to rally, and the Cavaliers took advantage by hitting three consecutive 3-pointers. The Cavaliers closed the gap to 46-45 on a 3-pointer by Justin Anderson with 3:27 left, and after Joey van Zegeren turned the ball over to the Hokies, the Cavaliers grabbed 48-46 lead when Joe Harris hit a long 3-pointer with 2:40 to go.

UVa did not trail again. Emelogu missed a 3-pointer on the Hokies' next possession, and Anderson made them pay, hitting another 3-pointer with 1:45 left that gave UVa a 51-46 bulge.

Anderson came into the game shooting just 21.7 percent from beyond the 3-point arc in ACC games. He hit 2 of 6 from beyond the arc against the Hokies and scored nine points in the game – all in the final four minutes.

The Hokies cut UVa's lead to 56-53 on a follow-up basket by **Joey van Zegeren** with 7 seconds left. They then fouled Brogdon, hoping he would miss two free throws and give them a chance to tie. But he made the second one to push the UVa lead to four points and seal the game.

Tech played outstanding defense against UVa, holding Harris and Brogdon to a combined 5 of 21 from the floor. Brogdon scored 12 points to lead the Cavaliers, who shot just 39.2 percent from the floor, while Harris only scored 7.

Tech shot 44.2 percent against the nation's eighth-best field-goal percentage defense, and the Hokies out-rebounded UVa 29-28. But they turned the ball over 14 times, and UVa scored 18 points off turnovers.

### VIRGINIA (22-5, 13-1 ACC)

Player	MP	FG	FT	TR	PF	A	TO	Blk	Stl	TP
Mike Tobey, f	24	1-1	0-0	1	1	0	1	1	2	
Akil Mitchell, f	22	3-3	1-4	10	2	1	1	1	0	7
Joe Harris, g	35	2-10	1-3	1	1	3	1	0	3	7
Malcolm Brogdon, g	34	3-11	4-6	3	4	3	1	0	2	12
London Perrantes, g	32	4-8	0-0	0	0	3	0	0	0	11
Justin Anderson	20	3-9	1-1	5	1	0	0	0	1	9
Evan Nolte	2	0-1	0-0	0	0	0	0	0	0	0
Anthony Gill	21	2-4	1-1	3	3	0	2	1	0	5
Darion Atkins	10	2-4	0-0	3	1	0	2	0	0	4
TEAM			2							
Totals	200	20-51	8-15	28	13	11	7	3	7	57

### VIRGINIA TECH (9-16, 2-11 ACC)

Player	MP	FG	FT	TR	PF	A	TO	Blk	Stl	TP
Joey van Zegeren, f	28	6-7	1-3	7	0	3	1	1	1	13
Jarell Eddie, f	29	1-8	4-5	0	4	0	2	0	1	7
Trevor Thompson, f	22	2-4	0-0	2	3	1	3	2	0	4
Devin Wilson, g	37	5-7	2-2	3	3	5	1	0	0	13
Ben Emelogu, g	26	2-6	2-5	4	2	1	3	0	0	8
Cadarian Raines	11	0-0	0-0	1	0	0	0	1	0	0
Christian Beyer	1	0-0	0-0	0	1	0	0	0	0	0
Will Johnston	28	1-3	0-0	6	3	0	1	0	1	3
C.J. Barksdale	18	2-8	0-0	4	2	0	2	0	0	5
TEAM			2			1				
Totals	200	19-43	9-15	29	18	10	14	4	3	53

**3-Pointers**.....VT 6 (Emelogu 2, Barksdale, Eddie, Johnston, Wilson)  
 .....UVa 9 (Perrantes 3, Anderson 2, Brogdon 2, Harris 2)  
**Blocks**.....VT 4 (Thompson 2, Raines, van Zegeren)  
 .....UVa 3 (Gill, Mitchell, Tobey)  
**Steals**.....VT 3 (Eddie, Johnston, van Zegeren)  
 .....UVa 7 (Harris 3, Brogdon 2, Anderson, Tobey)

**Officials**.....Hess, Lindsay, Stuart  
**Technical**.....UVa- Brogdon  
**Attendance**.....5,316

**Percentages:**  
 Virginia FG%...39.2 3FG%...36.0 FT%...53.3  
 Virginia Tech FG%...44.2 3FG%...35.3 FT%...60.0

Virginia	21	36	—	57
Virginia Tech	28	25	—	53

# GAME 26

## NC STATE 71, VIRGINIA TECH 64

FEB. 22, 2014 • 2 P.M. • BLACKSBURG, VA.

Virginia Tech got 14 points each from **Jarell Eddie** and **Devin Wilson**, but the Hokies couldn't overcome T.J. Warren's 31 points in falling to NC State 71-64.

Tech shot better from the floor than NC State, hitting 42.9 percent (18 of 42) compared to 40.6 percent (26 of 64) for the Wolfpack. The Hokies also out-rebounded NC State (39-31), but they missed 15 free throws and turned the ball over 17 times.

NC State got plenty of points from Warren, a 6-foot-8 sophomore small forward. The ACC's leading scorer at 23 points per game coming in, Warren connected on 12 of 21 from the floor for the Wolfpack. He hit 3-pointers on the Wolfpack's first two possessions of the game, and he hit 7 of 10 from the floor in the first half, scoring 17 of the Wolfpack's 35 first-half points and helping NC State to a 35-25 halftime lead.

NC State led 61-46 after two free throws by Ralston Turner with 7:21 left in the game. But the undermanned Hokies – Tech played without starting guard **Ben Emelogu** and reserve center **Cadarian Raines**, both nursing ankle injuries – scrambled back into the game late, using a 17-6 run to cut the lead to 67-63 on two Wilson free throws with 36 seconds remaining.

Tyler Lewis pushed the lead to 68-63 for the Wolfpack after he made the first of two free-throw attempts with 34 seconds to go, and after Virginia Tech's **C.J. Barksdale** missed an open 3-pointer, Lewis made 1 of 2 again from the free-throw line with 22 seconds left to give the Wolfpack a 69-63 lead. Lewis' two free throws with 12.8 seconds left iced the game for NC State.

Warren scored 14 points in the second half for the Wolfpack. He scored at least 30 points in a game for the sixth time this season.

As has been the theme all season, Tech again played shorthanded. Emelogu, Raines and **Adam Smith** (stress fracture) sat at the end of the bench. Only Raines dressed out for the game.

### NC STATE (17-10, 7-7 ACC)

Player	MP	FG	FT	TR	PF	A	TO	Blk	Stl	TP
T.J. Warren, f	38	12-21	5-8	6	2	1	3	1	4	31
Kyle Washington, f	32	6-11	1-3	5	5	1	2	1	0	13
Jordan Vandenberg, c	21	2-6	0-0	5	5	1	0	0	0	4
Tyler Lewis, g	36	2-7	4-6	3	1	1	0	0	1	8
Ralston Turner, g	27	1-8	2-2	3	2	0	1	0	0	5
Anthony Barber	4	0-1	0-0	0	0	0	0	0	0	0
Desmond Lee	15	1-7	1-2	0	1	1	1	0	0	4
Lennard Freeman	17	2-3	2-4	5	4	0	0	0	1	6
BeeJay Anya	10	0-0	0-0	3	3	0	0	2	0	0
TEAM			1							
Totals	200	26-64	15-25	31	23	15	7	4	6	71

### VIRGINIA TECH (11-15, 2-11 ACC)

Player	MP	FG	FT	TR	PF	A	TO	Blk	Stl	TP
Joey van Zegeren, f	31	3-6	3-9	3	4	0	2	0	0	9
Jarell Eddie, f	33	3-7	5-6	6	1	1	3	0	1	14
Trevor Thompson, f	18	3-6	3-6	9	4	0	4	0	0	9
Devin Wilson, g	39	2-6	9-11	2	5	9	0	0	14	
Will Johnston, g	33	2-5	1-2	3	4	0	1	0	0	7
Christian Beyer	12	1-2	0-1	4	1	0	0	0	0	2
Marshall Wood	9	0-1	0-0	2	0	1	0	0	0	0
C.J. Barksdale	25	4-9	1-2	6	1	0	1	1	2	9
TEAM			4							
Totals	200	18-42	22-37	39	20	10	17	1	3	64

**3-Pointers**.....VT 6 (Eddie 3, Johnston 2, Wilson)  
 .....NCST 4 (Warren 2, Lee, Turner)  
**Blocks**.....VT 1 (Barksdale)  
 .....NCST 4 (Anya 2, Warren, Washington)  
**Steals**.....VT 3 (Barksdale 2, Eddie)  
 .....NC ST 6 (Warren 4, Freeman, Lewis)

**Officials**.....Styons, Heater, Tyburski  
**Technical**.....VT - van Zegeren  
**Attendance**.....5,268

**Percentages:**  
 NC State FG%...40.6 3FG%...16.7 FT%...60.0  
 Virginia Tech FG%...42.9 3FG%...33.3 FT%...59.5

NC State	35	36	—	71
Virginia Tech	25	39	—	64

# GAME 27

## DUKE 66, VIRGINIA TECH 48

FEB. 25, 2014 • 7 P.M. • DURHAM, N.C.

Duke opened the game with a 24-4 run, and Virginia Tech never recovered, falling 66-48 to the No. 6 Blue Devils in an ACC game played Tuesday night at Cameron Indoor Stadium.

The Hokies got off to a terrible start against the Blue Devils, hitting just two of their first 14 shots from the floor against the Blue Devils' man-to-man defense. In contrast, Duke hit 6 of its first 11 shots, including four 3-pointers, and jumped out to the 20-point lead 10 minutes into the game.

For the game, Tech actually shot better than Duke – 42.6 percent to 38.7 percent. But the Hokies turned the ball over 15 times and gave up 14 offensive rebounds. Plus, Duke seemed to come up with a 3-pointer at every key moment, particularly in the second half, and the Blue Devils finished with 10 for the game.

Tech settled down in the final eight minutes of the first half, hitting 7 of its final 10 shots from the floor. The Hokies used an 11-2 run to cut Duke's lead to 26-16 on a layup by **Trevor Thompson**, and they went into the locker room down 32-20.

Tech cut Duke's lead to seven, 34-27, in the second half on **Jarell Eddie**'s layup with 18 minutes remaining in the game. The score prompted a Duke timeout, and the Blue Devils promptly answered out of it, getting a 3-pointer from Rasheed Sulaimon that pushed the lead to 37-27.

The Hokies cut the lead to eight points on two more occasions, but they struggled in the final 10 minutes of the game. Tech scored just two baskets in the final 11:06, and Duke gradually pulled away.

Thompson, starting his sixth straight game, led the Hokies with 15 points and six rebounds. The freshman hit 6 of 9 from the floor and 3 of 4 from the free-throw line. He scored all six of the Hokies' points in the final six minutes of the game.

### VIRGINIA TECH (9-18, 2-13 ACC)

Player	MP	FG	FT	TR	PF	A	TO	Blk	Stl	TP
Joey van Zegeren, f	27	4-9	0-0	8	3	1	2	3	1	8
Jarell Eddie, f	37	3-12	2-2	7	1	0	1	0	0	9
Trevor Thompson, f	35	6-9	3-4	6	2	1	1	1	1	15
Devin Wilson, g	38	3-12	1-1	3	1	4	6	0	0	7
Will Johnston, g	30	0-1	0-0	2	1	1	1	0	0	0
Cadarian Raines	1	0-0	0-0	0	0	0	0	0	0	0
Christian Beyer	13	0-0	0-0	3	1	1	1	0	0	0
Marshall Wood	7	0-0	0-0	0	1	0	2	0	0	0
C.J. Barksdale	12	4-4	0-0	0	1	0	1	1	0	9
TEAM			1							
Totals	200	20-47	6-7	30	11	8	15	5	4	48

### DUKE (23-6, 12-4 ACC)

Player	MP	FG	FT	TR	PF	A	TO	Blk	Stl	TP
Rodney Hood, f	37	9-17	0-0	2	1	4	2	1	1	21
Amile Jefferson, f	26	3-3	0-1	8	3	0	3	0	1	6
Jabari Parker, f	27	3-11	5-6	12	1	3	3	0	1	11
Tyler Thornton, g	33	1-5	0-0	3	2	7	0	0	3	3
Rasheed Sulaimon, g	36	4-11	3-4	4	2	5	0	0	2	15
Quinn Cook	11	1-5	0-0	0	2	0	0	0	0	3
Matt Jones	4	0-1	0-0	0	0	0	0	0	0	0
Josh Hairston	2	0-1	0-0	0	0	0	0	0	0	0
Semi Ojeleye	3	0-0	0-0	0	0	0	0	0	1	0
Andre Dawkins	9	1-5	0-0	0	0	0	0	0	0	3
Marshall Plumlee	12	2-3	0-0	6	0	1	1	0	0	4
TEAM			1							
Totals	200	24-62	8-11	36	11	19	9	5	11	66

**3-Pointers**.....VT 2 (Barksdale, Eddie)  
 .....DUKE 10 (Sulaimon 4, Hood 3, Cook, Dawkins, Thornton)  
**Blocks**.....VT 5 (van Zegeren 3, Barksdale, Thompson)  
 .....DUKE 5 (Parker 3, Hood, Plumlee)  
**Steals**.....VT 4 (Thompson 3, van Zegeren)  
 .....DUKE 11 (Parker 3, Thornton 3, Sulaimon 2, Hood, Jefferson, Ojeleye)

**Officials**.....Dorsey, Maxwell, Roberts  
**Technical**.....none  
**Attendance**.....9,314

**Percentages:**  
 Virginia Tech FG%...42.6 3FG%...22.2 FT%...85.7  
 Duke FG%...38.7 3FG%...30.3 FT%...72.7

Virginia Tech	20	28	—	48
Duke	32	34	—	66



# GAME 28

NORTH CAROLINA 6-VIRGINIA TECH 56

MARCH 1, 2014 • 2:30 P.M. • BLACKSBURG, VA.

Virginia Tech's **Jarell Eddie** scored 18 points in his final home game, but the Hokies couldn't overcome North Carolina in a 60-56 loss.

Tech out-rebounded the taller North Carolina Tar Heels, and the Hokies held star Tar Heel point guard and leading scorer Marcus Paige to nine points below his average. But the Hokies couldn't string together enough points down the stretch to pull off the upset.

Four of Tech's past five losses have been by seven points or less.

North Carolina led for much of the game, but the Tar Heels' biggest lead was only nine points, and they couldn't pull away.

After trailing 28-21 at halftime, the Hokies tied the game once in the second half, knotting things at 36 after **Devin Wilson's** 3-pointer with 12:16 remaining capped an 11-2 Virginia Tech run. But J.P. Tokoto hit a 3-pointer for the Tar Heels to end the run, and did not trail again.

The Hokies cut the lead to 42-40 on a basket by Jarell Eddie with 8:54 remaining. But North Carolina answered again, this time with seven straight points. McAdoo scored the last two points on a basket with 6:57 left that gave the Tar Heels a 49-40 lead – their biggest of the game.

Tech cut the lead to 58-54 on a 3-pointer by Eddie with 40 seconds left, and then North Carolina's Leslie McDonald missed two free throws with 35.8 seconds to go, giving the Hokies a chance to cut into the lead more. But Eddie missed a 3-pointer with 19 seconds left, and Michael McAdoo hit the first of two free throws with 14 seconds remaining to push the lead to 59-54.

An Eddie layup cut the lead to 59-56 with 5.6 seconds remaining, but McDonald made the second of two free throws with 4.8 seconds left to seal it for the Tar Heels.

The Hokies kept close tabs on Paige, but they couldn't handle McAdoo, who hit 6 of 9 from the floor and 3 of 6 from the free-throw line for the Tar Heels. Coming off a 35-point outing in the Tar Heels' win over NC State on Wednesday and leading the Tar Heels in scoring at 18.9 points per game, Paige scored just nine points on 3-of-7 shooting from the floor. He only dished out one assist in 30 minutes.

## NORTH CAROLINA (22-7, 12-4 ACC)

Player	MP	FG	FT	TR	PF	A	TO	Blk	Stl	TP
Kennedy Meeks, f	18	1-5	0-0	7	4	2	1	2	0	2
J.P. Tokoto, f	32	5-10	1-3	7	2	3	1	0	2	12
James Michael McAdoo, f	29	6-9	3-6	3	1	3	0	0	3	15
Leslie McDonald, g	33	5-11	1-4	1	3	2	2	0	1	14
Marcus Paige, g	30	3-7	2-2	1	3	1	0	0	1	9
Nate Britt	19	1-3	0-0	0	2	2	0	0	0	2
Brice Johnson	12	1-6	2-3	4	0	0	0	0	0	4
Desmond Hubert	14	1-2	0-0	4	3	0	0	1	0	2
Jackson Simmons	0+	0-0	0-0	0	0	0	0	0	0	0
Isaiah Hicks	5	0-1	0-0	0	0	0	0	0	0	0
Joel James	8	0-1	0-0	2	2	0	1	0	0	0
TEAM				4						
Totals	200	23-55	9-18	33	20	13	7	3	7	60

## VIRGINIA TECH (9-19, 2-14 ACC)

Player	MP	FG	FT	TR	PF	A	TO	Blk	Stl	TP
Joey van Zegeren, f	19	1-3	0-0	0	2	0	2	0	0	2
Jarell Eddie, f	38	6-13	3-3	7	4	0	2	1	0	18
Trevor Thompson, f	22	3-7	2-2	6	3	0	3	0	1	8
Devin Wilson, g	39	3-13	8-12	3	0	7	2	1	0	15
Will Johnston, g	34	2-6	0-0	5	2	1	0	1	2	6
Christian Beyer	7	0-0	0-0	1	1	0	1	0	0	0
Marshall Wood	11	1-1	0-0	2	4	0	1	0	0	3
C.J. Barksdale	30	0-2	4-4	7	1	2	0	0	1	4
TEAM				3			1			
Totals	200	16-43	17-21	34	17	10	12	3	4	56

**3-Pointers**.....VT 7 (Eddie 3, Johnston 2, Wilson, Wood)  
 .....UNC 5 (McDonald 3, Paige, Tokoto)  
**Blocks**.....VT 3 (Eddie, Johnston, Wilson)  
 .....UNC 3 (Meeks 2, Hubert)  
**Steals**.....VT 4 (Johnston 2, Barksdale, Thompson)  
 .....UNC 7 (McAdoo 3, Tokoto 2, McDonald, Paige)

**Officials**.....Kersey, Sirmons, Hull  
**Technical**.....None  
**Attendance**.....7,434

**Percentages:**

	FG%...	3FG%...	FT%...
North Carolina	41.8	29.4	50.0
Virginia Tech	35.6	29.2	81.0

North Carolina	28	32	—	50
Virginia Tech	21	35	—	56

# GAME 29

MARYLAND 64, VIRGINIA TECH 47

MARCH 4, 2014 • 8 P.M. • COLLEGE PARK, MD.

A second-half surge for the Maryland Terrapins lifted them past the Virginia Tech men's basketball team 64-47 on Tuesday evening at the Comcast Center in College Park, Md.

The game got off to a slow start, as neither team scored in the opening two minutes of action. After keeping it within 4 to begin the game, Tech's **C.J. Barksdale** kicked off what would be a 14-4 run with a three-point play at the 12-minute media timeout. A 3-pointer from **Jarell Eddie** tied things at 15, and Tech took its first lead of the game on a pair of Marshall Wood free throws.

Dez Wells broke up the run with two free throws of his own, and Layman buried one of his four 3-pointers to get the Terps back to within one with less than six minutes to go in the first half. Tech went back up by five in the closing minutes of the half, but Maryland rallied late, and a Nick Faust dunk capitalized on a late Tech turnover and made it a 29-28 lead in the Hokies' favor at the half.

Tech out-rebounded Maryland 21-11 in the first half, but its seven first-half turnovers and Maryland's nine points off of them kept things close.

Maryland scored six straight points to open the second half and keep the momentum in its favor. After opening the second half with a three-point play by Wells, the Terps made five 3's on their next scoring possessions to get out to a double-digit lead.

After a layup by **Joey van Zegeren** got Tech to within eight with less than nine minutes to play, the Hokies never saw a single-digit difference again, and Maryland led by as many as 20 in the second half. The Hokies committed a costly 17 turnovers in the game, and Maryland got 18 points off Tech's mistakes. Tech kept the rebounding advantage, 40-30.

## VIRGINIA TECH (9-20, 2-15 ACC)

Player	MP	FG	FT	TR	PF	A	TO	Blk	Stl	TP
Joey van Zegeren, f	30	6-11	2-4	9	2	0	1	2	0	14
Jarell Eddie, f	32	4-13	2-2	5	2	0	4	0	0	14
Trevor Thompson, f	31	2-7	2-5	10	3	1	7	0	0	6
Devin Wilson, g	39	1-10	2-2	2	3	4	4	0	2	5
Will Johnston, g	38	1-3	0-0	5	1	1	1	0	0	3
Greg Donlon	1	0-0	0-0	0	0	0	0	0	0	0
Christian Beyer	11	0-0	0-0	1	0	1	0	0	0	0
Marshall Wood	15	0-4	2-2	3	0	0	0	0	0	2
C.J. Barksdale	3	1-1	1-1	0	0	0	0	0	0	3
TEAM				5						
Totals	200	15-49	11-16	40	11	7	17	2	2	47

## MARYLAND (16-14, 8-9 ACC)

Player	MP	FG	FT	TR	PF	A	TO	Blk	Stl	TP
Charles Mitchell, f	12	2-2	0-0	2	0	0	1	1	0	4
Evan Smotrycz, f	24	2-8	2-2	4	3	3	0	0	0	8
Dez Wells, f	27	4-7	3-3	3	1	4	0	2	2	11
Seth Allen, g	32	3-10	0-0	1	0	5	1	0	1	8
Nick Faust, g	26	3-10	0-0	5	1	2	2	1	1	8
Roddy Peters	14	2-5	0-0	1	0	1	1	0	0	4
Jake Layman	28	4-10	1-2	5	1	0	0	0	0	13
Varun Ram	1	0-2	0-0	1	0	0	0	0	0	0
Connor Lipinski	1	0-0	0-0	0	1	0	0	0	0	0
Spencer Barks	1	0-0	0-0	0	0	0	0	0	0	0
John Auslander	2	0-0	0-0	0	1	0	0	0	0	0
Jacob Susskind	2	0-1	0-0	0	0	1	0	0	0	0
Jonathan Graham	6	0-0	0-0	2	2	1	0	0	0	0
Damonte Dodd	7	1-1	0-0	1	2	1	0	0	1	2
Shaquille Cleare	17	3-4	0-0	3	2	0	0	1	1	6
TEAM				2						
Totals	200	24-60	6-7	30	14	18	5	5	6	64

**3-Pointers**.....VT 6 (Eddie 4, Johnston, Wilson)  
 .....UMD 10 (Layman 4, Allen 2, Faust 2, Smotrycz 2)  
**Blocks**.....VT 2 (van Zegeren)  
 .....UMD 5 (Wells 2, Cleare, Faust, Mitchell)  
**Steals**.....VT 2 (Wilson)  
 .....UMD 6 (Wells 2, Allen, Cleare, Dodd, Faust)

**Officials**.....Natili, Styons, Kelly  
**Technical**.....None  
**Attendance**.....10,517

**Percentages:**

	FG%...	3FG%...	FT%...
Virginia Tech	30.6	33.3	68.8
Maryland	40.0	31.3	85.7

Virginia Tech	29	18	—	47
Maryland	28	36	—	64

# GAME 30

VIRGINIA TECH VS GEORGIA TECH

MARCH 8, 2014 • 2 P.M. • ATLANTA, GA.

**THE STAT CREW SYSTEM**  
**Virginia Tech Combined Team Statistics (as of Mar 04, 2014)**  
**All games**

<b>RECORD:</b>	<b>OVERALL</b>	<b>HOME</b>	<b>AWAY</b>	<b>NEUTRAL</b>
ALL GAMES	9-20	8-10	1-7	0-3
CONFERENCE	2-15	1-8	1-7	0-0
NON-CONFERENCE	7-5	7-2	0-0	0-3

#	Player	gp-gs	min	avg	Total		3-Point		F-Throw		Rebounds				pf	dq	a	to	blk	stl	pts	avg
					fg-fga	fg%	3fg-fga	3fg%	ft-fa	ft%	off	def	tot	avg								
31	Jarell Eddie	29-28	938	32.3	127-356	.357	74-196	.378	62-79	.785	28	128	156	5.4	47	0	35	51	11	11	390	13.4
03	Adam Smith	14-9	361	25.8	56-146	.384	24-67	.358	18-22	.818	3	29	32	2.3	17	0	30	20	0	2	154	11.0
15	Ben Emelogu	20-12	543	27.2	74-188	.394	36-98	.367	32-47	.681	11	51	62	3.1	46	1	40	32	5	13	216	10.8
11	Devin Wilson	29-29	1008	34.8	70-185	.378	13-41	.317	118-176	.670	15	81	96	3.3	74	2	138	87	5	23	271	9.3
42	C.J. Barksdale	21-9	419	20.0	65-127	.512	11-31	.355	30-37	.811	32	57	89	4.2	28	0	12	19	14	7	171	8.1
02	Joey van Zegeren	29-22	629	21.7	72-142	.507	0-1	.000	27-77	.351	63	84	147	5.1	85	5	9	42	52	11	171	5.9
04	Cadarian Raines	21-7	341	16.2	43-89	.483	0-0	.000	26-40	.650	31	36	67	3.2	41	0	12	23	15	6	112	5.3
32	Trevor Thompson	28-9	436	15.6	48-118	.407	0-0	.000	44-69	.638	41	92	133	4.8	67	2	6	42	27	8	140	5.0
33	Marshall Wood	24-11	377	15.7	31-88	.352	16-44	.364	19-24	.792	22	66	88	3.7	30	0	8	24	7	2	97	4.0
25	Will Johnston	28-8	553	19.8	27-76	.355	25-69	.362	11-17	.647	5	56	61	2.2	38	0	19	14	1	10	90	3.2
22	Christian Beyer	26-1	260	10.0	13-24	.542	2-7	.286	3-9	.333	19	42	61	2.3	23	0	10	14	1	5	31	1.2
14	Greg Donlon	10-0	10	1.0	1-2	.500	0-0	.000	1-2	.500	0	3	3	0.3	2	0	0	0	1	0	3	0.3
Team											51	41	92				10					
Total.....		29	5875		627-1541	.407	201-554	.363	391-599	.653	321	766	1087	37.5	498	10	319	378	139	98	1846	63.7
Opponents.....		29	5875		680-1694	.401	223-679	.328	375-569	.659	320	677	997	34.4	522	-	371	244	111	181	1958	67.5

<b>TEAM STATISTICS</b>	<b>VT</b>	<b>OPP</b>	<b>Date</b>	<b>Opponent</b>	<b>Score</b>	<b>Att.</b>
SCORING	1846	1958	11/09/13	USC UPSTATE	L 63-64	5321
Points per game	63.7	67.5	11/12/13	WEST VIRGINIA	w 87-82	5049
Scoring margin	-3.9	-	11/15/13	WESTERN CAROLINA	w 79-61	5617
FIELD GOALS-ATT	627-1541	680-1694	11/18/13	VMI	w 105-92	4162
Field goal pct	.407	.401	11/22/13	vs Michigan State	L 77-96	6115
3 POINT FG-ATT	201-554	223-679	11/23/13	vs Seton Hall	L 67-68	6098
3-point FG pct	.363	.328	11/26/13	FURMAN	w 75-54	3470
3-pt FG made per game	6.9	7.7	11/29/13	RADFORD	w 81-56	5217
FREE THROWS-ATT	391-599	375-569	12/03/13	WINTHROP	w 81-63	3888
Free throw pct	.653	.659	* 12-08-13	at Miami	Wot 61-60	6270
F-Throws made per game	13.5	12.9	12/21/13	vs VCU	L 52-82	10605
REBOUNDS	1087	997	12/28/13	UNCG	L 52-55	4847
Rebounds per game	37.5	34.4	12/31/13	UMES	w 82-66	4179
Rebounding margin	+3.1	-	* 01/07/14	SYRACUSE	L 52-72	4367
ASSISTS	319	371	* 01/11/14	BOSTON COLLEGE	L 59-62	3972
Assists per game	11.0	12.8	* 01/15/14	CLEMSON	L 49-56	4022
TURNOVERS	378	244	* 01-19-14	at Notre Dame	L 63-70	8849
Turnovers per game	13.0	8.4	* 01/22/14	WAKE FOREST	L 77-83	5156
Turnover margin	-4.6	-	* 01/25/14	at Virginia	L 45-65	14215
Assist/turnover ratio	0.8	1.5	* 1/29/14	at Boston College	L 52-76	2964
STEALS	98	181	* 02/01/14	MARYLAND	L 60-80	5110
Steals per game	3.4	6.2	* 02/05/14	at Florida State	L 50-70	5759
BLOCKS	139	111	* 02/08/14	at PITT	Lo2 57-62	12508
Blocks per game	4.8	3.8	* 02/15/14	MIAMI	w 52-45	5105
ATTENDANCE	86612	93214	* 02/18/14	VIRGINIA	L 53-57	5316
Home games-Avg/Game	18-4812	8-8800	* 02/22/14	NC STATE	L 64-71	5268
Neutral site-Avg/Game	-	3-7606	* 02-25-14	at Duke	L 48-66	9314
Score by Periods	1st	2nd	OT	OT2	Totals	
Virginia Tech	863	969	9	5	1846	
Opponents	919	1021	8	10	1958	

\* - Conference game

**THE STAT CREW SYSTEM**  
**Virginia Tech Combined Team Statistics (as of Mar 04, 2014)**  
**Conference games**

<b>RECORD:</b>	<b>OVERALL</b>	<b>HOME</b>	<b>AWAY</b>	<b>NEUTRAL</b>
ALL GAMES	2-15	1-8	1-7	0-0
CONFERENCE	2-15	1-8	1-7	0-0
NON-CONFERENCE	0-0	0-0	0-0	0-0

##	Player	gp-gs	min	Total		3-Point		F-Throw		Rebounds				pf	dq	a	to	blk	stl	pts	avg	
				fg-fga	fg%	3fg-fga	3fg%	ft-fa	ft%	off	def	tot	avg									
31	Jarell Eddie	17-16	553	32.5	58-194	.299	38-121	.314	34-43	.791	15	67	82	4.8	27	0	15	29	3	8	188	11.1
11	Devin Wilson	17-17	630	37.1	44-133	.331	11-33	.333	77-119	.647	10	38	48	2.8	40	1	75	45	3	16	176	10.4
15	Ben Emelogu	11-9	324	29.5	37-104	.356	18-58	.310	13-24	.542	5	27	32	2.9	18	0	20	15	1	10	105	9.5
42	C.J. Barksdale	12-5	232	19.3	36-69	.522	9-23	.391	10-15	.667	14	27	41	3.4	16	0	4	8	6	4	91	7.6
02	Joey van Zegeren	17-17	421	24.8	51-100	.510	0-0	.000	14-45	.311	40	53	93	5.5	53	3	6	27	29	8	116	6.8
03	Adam Smith	5-1	107	21.4	12-41	.293	7-28	.250	0-0	.000	0	4	4	0.8	4	0	6	4	0	0	31	6.2
32	Trevor Thompson	17-9	303	17.8	34-83	.410	0-0	.000	27-40	.675	30	61	91	5.4	45	2	5	27	14	5	95	5.6
04	Cadarian Raines	11-0	193	17.5	24-56	.429	0-0	.000	12-19	.632	19	15	34	3.1	18	0	6	12	6	2	60	5.5
25	Will Johnston	17-7	386	22.7	14-47	.298	13-42	.310	5-7	.714	3	41	44	2.6	30	0	15	11	1	8	46	2.7
33	Marshall Wood	12-3	140	11.7	6-28	.214	4-14	.286	3-4	.750	10	20	30	2.5	11	0	2	10	1	1	19	1.6
22	Christian Beyer	16-1	181	11.3	8-16	.500	0-3	.000	2-5	.400	12	25	37	2.3	15	0	6	8	1	4	18	1.1
14	Greg Donlon	5-0	5	1.0	0-0	.000	0-0	.000	0-0	.000	0	2	2	0.4	0	0	0	0	1	0	0	0.0
Team											32	22	54				6					
Total.....		17	3475		324-871	.372	100-322	.311	197-321	.614	190	402	592	34.8	277	6	160	202	66	66	945	55.6
Opponents.....		17	3475		390-941	.414	135-395	.342	204-313	.652	185	411	596	35.1	282	-	228	140	65	97	1119	65.8

<b>TEAM STATISTICS</b>	<b>VT</b>	<b>OPP</b>	<b>Date</b>	<b>Opponent</b>	<b>Score</b>	<b>Att.</b>
SCORING	945	1119	* 12-08-13	at Miami	Wot 61-60	6270
Points per game	55.6	65.8	* 01/07/14	SYRACUSE	L 52-72	4367
Scoring margin	-10.2	-	* 01/11/14	BOSTON COLLEGE	L 59-62	3972
FIELD GOALS-ATT	324-871	390-941	* 01/15/14	CLEMSON	L 49-56	4022
Field goal pct	.372	.414	* 01-19-14	at Notre Dame	L 63-70	8849
3 POINT FG-ATT	100-322	135-395	* 01/22/14	WAKE FOREST	L 77-83	5156
3-point FG pct	.311	.342	* 01/25/14	at Virginia	L 45-65	14215
3-pt FG made per game	5.9	7.9	* 1/29/14	at Boston College	L 52-76	2964
FREE THROWS-ATT	197-321	204-313	* 02/01/14	MARYLAND	L 60-80	5110
Free throw pct	.614	.652	* 02/05/14	at Florida State	L 50-70	5759
F-Throws made per game	11.6	12.0	* 02/08/14	at PITT	Lo2 57-62	12508
REBOUNDS	592	596	* 02/15/14	MIAMI	W 52-45	5105
Rebounds per game	34.8	35.1	* 02/18/14	VIRGINIA	L 53-57	5316
Rebounding margin	-0.2	-	* 02/22/14	NC STATE	L 64-71	5268
ASSISTS	160	228	* 02-25-14	at Duke	L 48-66	9314
Assists per game	9.4	13.4	* 03/01/14	NORTH CAROLINA	L 56-60	6546
TURNOVERS	202	140	* 03/04/14	at Maryland	L 47-64	10517
Turnovers per game	11.9	8.2				
Turnover margin	-3.6	-				
Assist/turnover ratio	0.8	1.6				
STEALS	66	97				
Steals per game	3.9	5.7				
BLOCKS	66	65				
Blocks per game	3.9	3.8				
ATTENDANCE	44862	70396				
Home games-Avg/Game	9-4985	8-8800				
Neutral site-Avg/Game	-	0-0				

<b>Score by Periods</b>	<b>1st</b>	<b>2nd</b>	<b>OT</b>	<b>OT2</b>	<b>Totals</b>
Virginia Tech	434	497	9	5	945
Opponents	545	556	8	10	1119

\* - Conference game

**THE STAT CREW SYSTEM**  
**Virginia Tech Team Game-by-Game Comparison (as of Mar 04, 2014)**  
**All games**

Opponent	1st	2nd	Score	Mar	Total FG	FG Pct	3-Pointers	3FG Pct	Free Throws	FT Pct	Rebounds	Assist	T/Over	Block	Steal	Fouls
USC UPSTATE	31/33	32/31	63-64	(1)	23-59/24-64	.390/.375	8-22/5-16	.364/.313	9-18/11-16	.500/.688	39/39 -	11/14	10/9	6/9	3/4	12/16
WEST VIRGINIA	36/41	51/41	87-82	+5	26-57/25-70	.456/.357	5-15/11-24	.333/.458	30-38/21-33	.789/.636	43/43 -	7/14	16/11	13/1	0/7	25/28
WESTERN CAROLINA	38/18	41/43	79-61	+18	25-52/20-61	.481/.328	6-13/3-25	.462/.120	23-41/18-31	.561/.581	46/32 +14	13/9	13/10	4/4	5/6	22/32
VMI	44/33	61/59	105-92	+13	36-69/33-79	.522/.418	11-17/10-36	.647/.278	22-26/16-23	.846/.696	52/31 +21	16/8	16/4	9/6	1/7	21/20
Michigan State	33/46	44/50	77-96	(19)	25-61/36-71	.410/.507	13-27/14-35	.481/.400	14-15/10-13	.933/.769	39/34 +5	13/26	17/6	1/6	4/13	16/16
Seton Hall	36/38	31/30	67-68	(1)	23-57/20-62	.404/.323	10-19/10-26	.526/.385	11-15/18-25	.733/.720	41/42 (1)	14/14	14/7	8/5	3/3	22/15
FURMAN	31/17	44/37	75-54	+21	28-59/20-56	.475/.357	12-30/4-17	.400/.235	7-10/10-12	.700/.833	37/31 +6	19/4	11/11	5/2	2/5	13/13
RADFORD	48/28	33/28	81-56	+25	27-54/20-58	.500/.345	7-15/4-22	.467/.182	20-26/12-19	.769/.632	41/29 +12	13/10	11/11	8/1	4/4	19/23
WINTHROP	42/33	39/30	81-63	+18	29-48/23-58	.604/.397	9-20/7-22	.450/.318	14-20/10-15	.700/.667	37/22 +15	16/9	18/10	8/1	3/6	15/20
Miami	23/31	33/25	61-60	+1	24-69/24-69	.348/.348	12-34/4-15	.353/.267	1-3/8-14	.333/.571	43/50 (7)	11/7	10/12	3/4	6/4	13/13
VCU	22/42	30/40	52-82	(30)	17-48/30-70	.354/.429	9-20/12-25	.450/.480	9-18/10-20	.500/.500	44/38 +6	9/17	27/7	4/5	3/22	20/15
UNCG	22/22	30/33	52-55	(3)	18-50/19-52	.360/.365	3-15/3-12	.200/.250	13-23/14-16	.565/.875	34/34 -	10/11	15/13	4/2	1/2	13/19
UMES	46/23	36/43	82-66	+16	26-56/20-52	.464/.385	8-19/5-24	.421/.208	22-28/21-33	.786/.636	42/26 +16	18/7	8/5	3/4	3/5	23/23
SYRACUSE	29/35	23/37	52-72	(20)	18-49/28-60	.367/.467	7-24/9-22	.292/.409	9-17/7-13	.529/.538	25/41 (16)	10/11	8/7	5/5	4/6	15/17
BOSTON COLLEGE	34/32	25/30	59-62	(3)	20-57/22-51	.351/.431	7-22/10-26	.318/.385	12-21/8-14	.571/.571	38/38 -	8/13	6/10	6/3	5/2	13/12
CLEMSON	24/25	25/31	49-56	(7)	20-48/19-47	.417/.404	5-16/6-16	.313/.375	4-14/12-20	.286/.600	30/33 (3)	10/7	9/8	2/2	4/4	15/12
Notre Dame	24/39	39/31	63-70	(7)	25-48/24-58	.521/.414	4-11/9-28	.364/.321	9-15/13-18	.600/.722	35/30 +5	12/14	17/10	6/0	3/10	19/18
WAKE FOREST	27/43	50/40	77-83	(6)	22-65/30-56	.338/.536	9-23/9-16	.391/.563	24-33/14-20	.727/.700	38/37 +1	11/17	6/9	3/4	5/2	20/23
Virginia	17/34	28/31	45-65	(20)	14-42/20-46	.333/.435	3-18/6-18	.167/.333	14-25/19-26	.560/.731	29/34 (5)	5/14	12/9	2/6	4/4	16/18
Boston College	33/46	19/30	52-76	(24)	18-53/24-54	.340/.444	4-14/14-37	.286/.378	12-21/14-18	.571/.778	34/35 (1)	8/19	12/7	2/7	2/8	12/18
MARYLAND	35/43	25/37	60-80	(20)	20-54/29-56	.370/.518	4-16/8-15	.250/.533	16-27/14-24	.593/.583	29/38 (9)	7/15	8/9	6/3	5/4	22/19
Florida State	20/31	30/39	50-70	(20)	21-61/20-46	.344/.435	5-21/9-16	.238/.563	3-9/21-25	.333/.840	37/33 +4	10/11	11/10	5/7	5/3	17/12
PITT	26/27	22/21	57-62	(5)	17-53/18-48	.321/.375	7-22/6-21	.318/.286	16-20/20-28	.800/.714	43/28 +15	12/16	20/11	6/2	5/11	22/19
MIAMI	19/15	33/30	52-45	+7	17-46/15-58	.370/.259	6-15/7-34	.400/.206	12-20/8-17	.600/.471	39/41 (2)	11/8	8/3	5/2	2/2	16/20
VIRGINIA	28/21	25/36	53-57	(4)	19-43/20-51	.442/.392	6-17/9-25	.353/.360	9-15/8-15	.600/.533	29/28 +1	10/11	14/7	4/3	3/7	18/13
NC STATE	25/35	39/36	64-71	(7)	18-42/26-64	.429/.406	6-18/4-24	.333/.167	22-37/15-25	.595/.600	39/31 +8	10/15	17/7	1/4	3/6	20/23
Duke	20/32	28/34	48-66	(18)	20-47/24-62	.426/.387	2-9/10-33	.222/.303	6-7/8-11	.857/.727	30/36 (6)	8/19	15/9	5/5	4/11	11/11
NORTH CAROLINA	21/28	35/32	56-60	(4)	16-45/23-55	.356/.418	7-24/5-17	.292/.294	17-21/9-18	.810/.500	34/33 +1	10/13	12/7	3/3	4/7	17/20
Maryland	29/28	18/36	47-64	(17)	15-49/24-60	.306/.400	6-18/10-32	.333/.313	11-16/6-7	.688/.857	40/30 +10	7/18	17/5	2/5	2/6	11/14

Note: Game totals are displayed in the format TEAM/OPPONENT for each category

**THE STAT CREW SYSTEM**  
**Virginia Tech Points-Rebounds-Assists (as of Mar 04, 2014)**  
**All games**

Opponent	Date	Score	02		03		04		11		14		15		22	
			ZEGEREN,JO	SMITH,ADAM	RAINES,CAD	WILSON,DEV	DONLON,GRE	EMELOGU,BE	BAYER,CHRI							
USC UPSTATE	11/09/13	63-64	L	2-7-0	7-3-3	17-4-1	4-4-3	DNP	6-1-2	0-4-1						
WEST VIRGINIA	11/12/13	87-82	w	2-3-0	19-4-1	4-4-0	16-5-4	DNP	22-6-1	3-5-0						
WESTERN CAROLINA	11/15/13	79-61	w	9-4-1	6-3-3	5-7-2	8-5-4	DNP	16-3-1	0-0-0						
VMI	11/18/13	105-92	w	3-5-0	11-3-3	9-5-2	13-5-4	DNP	19-4-3	DNP						
vs Michigan State	11/22/13	77-96	L	0-0-0	27-6-5	0-2-0	0-2-5	0-0-0	5-2-1	3-2-0						
vs Seton Hall	11/23/13	67-68	L	1-4-0	11-3-1	4-4-0	2-5-8	DNP	18-0-0	DNP						
FURMAN	11/26/13	75-54	w	10-5-0	11-1-3	0-1-0	6-4-11	0-0-0	DNP	0-0-0						
RADFORD	11/29/13	81-56	w	1-6-2	28-4-5	DNP	8-2-3	2-1-0	DNP	0-0-0						
WINTHROP	12/03/13	81-63	w	9-7-0	DNP	8-4-1	11-3-8	DNP	DNP	0-1-1						
at Miami	12-08-13	61-60	w	8-10-0	8-1-3	0-1-0	1-2-5	DNP	11-5-2	0-1-0						
vs VCU	12/21/13	52-82	L	4-5-0	3-1-0	DNP	4-4-4	0-0-0	12-6-1	2-8-0						
UNCG	12/28/13	52-55	L	11-7-0	DNP	0-1-0	7-7-6	DNP	11-5-2	0-0-0						
UMES	12/31/13	82-66	w	3-1-0	DNP	5-1-0	16-2-3	1-0-0	2-3-9	5-4-2						
SYRACUSE	01/07/14	52-72	L	6-5-2	9-1-1	3-1-1	3-1-2	DNP	9-2-0	DNP						
BOSTON COLLEGE	01/11/14	59-62	L	2-4-0	12-1-1	DNP	9-6-4	DNP	8-4-2	3-1-0						
CLEMSON	01/15/14	49-56	L	11-5-0	2-0-0	DNP	14-1-2	DNP	11-6-3	4-7-0						
at Notre Dame	01-19-14	63-70	L	4-4-0	0-1-1	20-6-0	20-4-7	DNP	DNP	0-4-1						
WAKE FOREST	01/22/14	77-83	L	6-5-0	DNP	5-3-1	26-4-4	DNP	DNP	0-2-1						
at Virginia	01/25/14	45-65	L	7-2-0	DNP	4-6-0	12-2-1	0-1-0	6-1-1	0-0-0						
at Boston College	1/29/14	52-76	L	4-6-0	DNP	2-0-2	5-1-1	0-0-0	8-0-2	7-6-1						
MARYLAND	02/01/14	60-80	L	8-5-0	DNP	5-1-0	6-3-4	0-1-0	21-2-2	2-1-0						
at Florida State	02/05/14	50-70	L	0-9-0	DNP	13-4-2	4-4-3	0-0-0	8-2-2	0-1-1						
at PITT	02/08/14	57-62	L	10-5-0	DNP	8-11-0	10-4-4	DNP	6-3-3	0-4-0						
MIAMI	02/15/14	52-45	w	4-6-0	DNP	DNP	12-3-9	DNP	9-3-2	0-1-0						
VIRGINIA	02/18/14	53-57	L	13-7-3	DNP	0-1-0	13-3-5	DNP	8-4-1	0-0-0						
NC STATE	02/22/14	64-71	L	9-3-0	DNP	DNP	14-2-9	DNP	DNP	2-4-0						
at Duke	02-25-14	48-66	L	8-8-1	DNP	0-0-0	7-3-4	DNP	DNP	0-3-1						
NORTH CAROLINA	03/01/14	56-60	L	2-0-0	DNP	DNP	15-3-7	DNP	DNP	0-1-0						
at Maryland	03/04/14	47-64	L	14-9-0	DNP	DNP	5-2-4	0-0-0	DNP	0-1-1						

Opponent	Date	Score	25		31		32		33		42	
			JOHNSTON,W	EDDIE,JARE	THOMPSON,T	WOOD,MARSH	BARKSDALE,					
USC UPSTATE	11/09/13	63-64	L	6-0-0	18-7-1	DNP	3-3-0	DNP				
WEST VIRGINIA	11/12/13	87-82	w	0-0-0	10-3-1	7-5-0	4-6-0	DNP				
WESTERN CAROLINA	11/15/13	79-61	w	0-0-0	17-6-0	15-11-1	3-2-1	DNP				
VMI	11/18/13	105-92	w	2-1-0	21-7-1	4-6-0	7-8-0	16-6-3				
vs Michigan State	11/22/13	77-96	L	4-3-1	23-1-0	2-2-0	5-5-1	8-7-0				
vs Seton Hall	11/23/13	67-68	L	DNP	19-11-4	0-1-0	3-3-1	9-5-0				
FURMAN	11/26/13	75-54	w	12-5-1	14-10-2	0-1-0	13-4-1	9-6-1				
RADFORD	11/29/13	81-56	w	4-1-0	13-10-2	1-1-0	10-6-0	14-10-1				
WINTHROP	12/03/13	81-63	w	3-0-1	34-7-2	0-0-0	3-7-2	13-6-1				
at Miami	12-08-13	61-60	w	0-2-0	24-8-0	0-0-0	9-6-1	DNP				
vs VCU	12/21/13	52-82	L	3-1-0	12-1-4	4-8-0	6-4-0	2-1-0				
UNCG	12/28/13	52-55	L	1-2-0	4-2-2	4-2-0	14-5-0	0-1-0				
UMES	12/31/13	82-66	w	9-4-1	17-9-1	8-5-0	7-5-0	9-6-2				
SYRACUSE	01/07/14	52-72	L	0-1-0	6-2-3	4-2-1	0-2-0	12-4-0				
BOSTON COLLEGE	01/11/14	59-62	L	0-2-0	10-8-1	4-5-0	0-0-0	11-3-0				
CLEMSON	01/15/14	49-56	L	0-1-1	3-2-3	0-1-0	DNP	4-4-1				
at Notre Dame	01-19-14	63-70	L	3-0-2	2-4-1	2-2-0	0-5-0	12-4-0				
WAKE FOREST	01/22/14	77-83	L	5-2-2	20-5-1	10-12-0	2-1-1	3-2-1				
at Virginia	01/25/14	45-65	L	0-4-1	7-4-2	2-5-0	0-2-0	7-0-0				
at Boston College	1/29/14	52-76	L	0-2-2	23-10-0	2-3-0	1-3-0	DNP				
MARYLAND	02/01/14	60-80	L	7-1-0	2-2-1	7-4-0	2-4-0	DNP				
at Florida State	02/05/14	50-70	L	12-2-1	7-5-1	6-6-0	DNP	DNP				
at PITT	02/08/14	57-62	L	0-3-3	15-5-1	8-6-1	DNP	DNP				
MIAMI	02/15/14	52-45	w	0-3-0	7-2-0	8-12-0	DNP	12-7-0				
VIRGINIA	02/18/14	53-57	L	3-6-0	7-0-0	4-2-1	DNP	5-4-0				
NC STATE	02/22/14	64-71	L	7-3-0	14-6-1	9-9-0	0-2-0	9-6-0				
at Duke	02-25-14	48-66	L	0-2-1	9-7-0	15-6-1	0-0-0	9-0-0				
NORTH CAROLINA	03/01/14	56-60	L	6-5-1	18-7-0	8-6-0	3-2-0	4-7-2				
at Maryland	03/04/14	47-64	L	3-5-1	14-5-0	6-10-1	2-3-0	3-0-0				