

VIRGINIA TECH HOKIE HOOPS



VS.



Hokies make final
ACC appearance
in Comcast Center
against the Terps on
Tuesday night

Tues., March 4, 2014 • 8 p.m.
Comcast Center (17,950)

College Park, Md.

Series vs. UMD: UMD, 31-10

Series Streak: UMD, four

Last Meeting vs. the Terps:

UMd, 80-60, 2-1-14, Cassell Coliseum

Live Stats: hokiesports.com

Sirius: 119 **XM:** 192

Maryland broadcast

#VTMBBTweets

About Tonight's Game

The Hokies are 9-19 on the season and 2-14 in ACC action.

The Terrapins are 15-14 overall and 7-9 in the ACC after a 77-73, double overtime loss at Clemson on Sunday afternoon.

No. 19/21 UNC 60, VT 56

The Hokies dropped a heart-breaker at home to North Carolina, 60-56, on Saturday in Cassell Coliseum on Senior Day.

Jarell Eddie, making his final appearance in Cassell Coliseum, led the Hokies with 18 points and **Devin Wilson** added 15 points and seven assists.

Tech outrebounded the Tar Heels in the loss.

Wilson Sets New Standards

Devin Wilson set a new Virginia Tech freshman record in the home loss to Virginia. He now has 134 assists this season, the most ever for a Tech freshman, breaking the old mark of 113, set by Hank Thorns in the 2007-08 season.

Wilson also set a new Tech freshman record with 174 free throw attempts, surpassing the old mark of 164 attempts by Dale Solomon in the 1978-79 season

Scoring 1,100

Jarell Eddie currently has 1,147 points at Virginia Tech and is 36th in career scoring for the Hokies.

Injury Update

Adam Smith (left calf strain), **Ben Emelogu** (left ankle) and **Cadarian Raines** (left ankle) are out for tonight's game.

Up Next

The Hokies wrap-up the regular season on Saturday, as they travel to Atlanta to face Georgia Tech. The game, televised by ESPN2, will tip at 2 p.m.

2013-14 GAME NOTES

SCHEDULE & RESULTS (9-19, 2-14 ACC)

Date Opponent

Coaches Vs. Cancer Classic (Blacksburg, Va.)

11/ 9 USC UPSTATE (ESPN3) L 63-64

11/12 WEST VIRGINIA (ESPN) W 87-82

Coaches Vs. Cancer Classic (Blacksburg, Va.)

11/15 WESTERN CAROLINA (ESPN3) W 79-61

11/18 VMI (ESPN3) W 105-92

Coaches Vs. Cancer Classic (Brooklyn, N.Y.)

11/22 vs. #1 Michigan State# (truTV) L 77-96

11/23 vs. Seton Hall# (truTV) L 67-68

11/26 FURMAN (ESPN3) W 75-54

11/29 RADFORD (ESPN3) W 81-56

12/ 3 WINTHROP (ESPN3) W 81-63

12/ 8 at Miami* (ESPNU) W 61-60 (OT)

Governor's Holiday Hoops Classic (Richmond, Va.)

12/21 vs. VCU# (NBCSN) L 52-82

12/28 UNC GREENSBORO (ESPN3) L 52-55

12/31 UMES (ESPN3) W 82-66

1/ 7 #2/2 SYRACUSE* (ACCN) L 52-72

1/11 BOSTON COLLEGE* (RSN) L 59-62

1/15 CLEMSON* (RSN) L 49-56

1/19 at Notre Dame* (ESPNU) L 63-70

1/22 WAKE FOREST* (RSN) L 77-83

1/25 at Virginia* (ACCN) L 45-65

1/29 at Boston College* (RSN) L 52-76

2/ 1 MARYLAND* (ACCN) L 60-80

2/ 5 at Florida State* (RSN) L 50-70

2/ 8 at #25/22 Pittsburgh* (RSN) L 57-62 (2OT)

2/15 MIAMI* (RSN) W 52-45

2/18 #14/16 VIRGINIA* (ACCN) L 53-57

2/22 NC STATE* (RSN) L 64-71

2/25 at #6/7 Duke* (ESPNU) L 48-66

3/ 1 #19/21 UNC* (ACCN) L 56-60

3/ 4 at Maryland* 8 p.m. ACCN

3/ 8 at Georgia Tech* 2 p.m. ESPN2

ACC Tournament (Greensboro, N.C.)

3/12- ACC Tournament ACCN/ESPN/ESPN2

3/16 (Greensboro Coliseum, Greensboro, N.C.)

* - Atlantic Coast Conference Games

- Coaches Vs. Cancer Classic

% - Governor's Holiday Hoops Classic

All times are EST and are subject to change

Television/Internet

The ACC Network

Tim Brant & Cory Alexander



Radio

Virginia Tech IMG Sports Network

Bill Roth & Mike Burnop

Follow us on twitter

@VT_MBBall



Virginia Tech Athletics Communications

Primary Contact

Bill Dyer - Associate Director

wdyer@vt.edu

(o) - 540-231-8853

(c) - 540-998-5906

Secondary Contact

Rachel Perreault - Assistant Director

rachelp5@vt.edu

(o) - 540-231-2228

Hokie starters from last game

F	32	Trevor Thompson <i>Scored career-high 15 points at Duke</i>	Fr.	6-11	Indianapolis, Ind.
F	2	Joey van Zegeren <i>Scored career-high 13 points vs. UVa</i>	r-So.	6-10	Hoogeveen, The Netherlands
F	31	Jarell Eddie <i>Led Hokies with 18 points vs. UNC</i>	Sr.	6-7	Charlotte, N.C.
G	25	Will Johnston <i>Tied a career-high with 34 minutes played against UNC</i>	Jr.	6-5	Midlothian, Va.
G	11	Devin Wilson <i>Had 15 points and seven assists vs. UNC</i>	Fr.	6-4	McKees Rocks, Pa.

The Series vs. Maryland

This will be the final ACC regular season game between Maryland and Virginia Tech, as the Terrapins will join the Big Ten Conference next season ... The Terrapins lead the all-time series, 31-10 ... Maryland has won the last four meetings, most recently an 80-60 win in Cassell Coliseum on Feb. 1 ... Tech is 4-18 in road games in the series, and 2-5 in Comcast Center ... The Hokies are 6-8 against the Terps since joining the ACC, all regular season games ... Tech is 10-27 against Maryland in all conference games, including Southern Conference games.

Last Time Out: No. 19/21 UNC 60, VT 56

The Hokies dropped a heart-breaker to No. 19/21 North Carolina, 60-56, in Cassell Coliseum on Saturday afternoon on Senior Day ... Virginia Tech was able to keep the game close throughout but a late rally fell short ... **Jarell Eddie**, playing his final game in Cassell Coliseum, led the Hokies with 18 points and seven rebounds and **Devin Wilson** added 15 points and seven assists.

Getting Better at the Line

Entering the Florida State game on Feb. 5, **Devin Wilson** was shooting .634 from the free throw line and .561 from the line in ACC games ... However, in the seven games since then, the freshman point guard has made 38 of his last 50 attempts, raising his numbers to .667 overall and .641 in ACC play.



Devin Wilson

Wilson Boards, Too

Devin Wilson leads the Hokies in minutes played, assists and steals this season, but one area that is sometimes overlooked is his rebounding ... Wilson averages 3.4 rebounds per game this season ... The last Virginia Tech freshman guard to average more rebounds was Jamon Gordon, who averaged 4.6 rebounds per game his freshman season in 2003-04.

Devin Sets a Standard

In the loss to Virginia on Feb. 18, **Devin Wilson** dished out five assists, upping his season total to 114 at that point ... That mark set a new school record for assists in a single season by a freshman ... It eclipses the old mark of 113, set by Hank Thorns in the 2007-08 season ... After seven assists in the North Carolina game, Wilson now has 134 assists for the season, tied with Al Young in the 1983-84 season for the 10th-best single season by any Hokie, regardless of class.

Balanced Attack

When **Trevor Thompson** led the Hokies in scoring at No. 6/7 Duke, he became the ninth different Hokie to lead the team in scoring this season ... Last season, only Erick Green and **Jarell Eddie** led the team in scoring in a game.



Trevor Thompson

Struggling Through Injuries

Adam Smith made the start at Notre Dame, but saw limited time, and he continues to be hampered by a strained left calf, an injury suffered in late November, and an MRI revealed a stress fracture in the left fibula as well ... He will miss tonight's game ... **Cadarian Raines** missed the home win over Miami with illness, but returned for the Virginia game, where he sprained his left ankle, causing him to miss the NC State game ... He played one minute at Duke, but did not play against North Carolina on Senior Day ... He will miss tonight's game ... **Ben Emelogu** also missed each of the last three games due to a re-aggravated left ankle injury and will miss tonight's game.



Adam Smith



Ben Emelogu

Hitting 1,100

With his three-point field goal at the 18:21 mark of the first half in the loss to #2/2 Syracuse, **Jarell Eddie** recorded his 1,000th career point ... He was the 44th player in Virginia Tech history to score 1,000 career points ... In the home Virginia game, Eddie scored his 1,100th career point ... He has a career point total of 1,147 points, 36th on the all-time list, after passing Coleman Collins in the North Carolina game.



Jarell Eddie

Games Missed

It has been well-documented that the Hokies have suffered a slew of injuries and illnesses, so here's a note on games missed ... So far this season, scholarship players at Virginia Tech have missed a total of 31 game appearances due to either illness or injury and 25 of those games have come against ACC competition ... These numbers do not include the fact that Marquis Rankin left the team at the semester break, having not appeared in a game this season.

JvZ Blocking

Joey van Zegeren is having an outstanding season blocking shots for the Hokies ... In the loss at Notre Dame, JvZ recorded a career-high six blocked shots ... He has 50 blocked shots so far this season, the most in a season for a Hokie since Dennis Mims blocked 58 shots in the 1999-2000 season ... His 50 blocked shots so far this season is tied with Rolan Roberts (1999-2000 season) for seventh in single-season blocked shots at Virginia Tech.



Joey van Zegeren

Another Freshman Mark for Devin

Devin Wilson leads all ACC freshmen in free throw attempts this season ... Wilson is averaging 6.2 free throw attempts per game this season, fifth-best among all ACC players this season ... He has shot more free throws (174) than the next two Hokies on the list (150) ... In the North Carolina game, Wilson shot 12 free throws, giving him 174 for the season, establishing a new Virginia Tech freshman record, besting the old mark of 164 free throws attempted by Dale Solomon in the 1978-79 season.

Putting in the Time

Devin Wilson is averaging 34.6 minutes played per game this season, highest on the team ... That is the most minutes averaged for a Tech freshman since entering the Big East Conference in 2000-01 season ... Wilson played all 40 minutes in the loss to Wake Forest and played 39 minutes in the loss at Virginia ... In the loss to Maryland, he was credited with 40 minutes of action, but actually came off the court for a stretch of 11 game seconds ... He is on pace to set a new Virginia Tech record for minutes played by a freshman, which stands at 1,024 minutes by Dell Curry in the 1982-83 season.

More on Devin's Playing Time

Devin Wilson played 46 minutes in the double overtime loss at Pittsburgh ... That 46 minutes played set a new school record for minutes played in an ACC game, a mark he shares with **Jarell Eddie** ... The last Hokie freshman to play more than 46 minutes in a game was Carlos Dixon, who played 48 minutes in an 84-75 double overtime win against High Point on Dec. 30, 2000.

Clamping Down on the Glass

In the home loss to No. 14/16 UVA, the Hokies held the Cavaliers to just 28 total rebounds ... That is the lowest total rebounds for an ACC opponent this season and the lowest for Tech in an ACC game since a 69-61 home win over Clemson on March 2, 2013.

A Dynamic Duo

When healthy, the Hokies have started a pair of freshmen in the backcourt this season, **Ben Emelogu** and **Devin Wilson** ... The pair is averaging 20.3 points per game this season, the second-highest average for any freshman duo in the ACC this season ... Only the duo of Jabari Parker and Matt Jones of Duke, who are averaging 21.0 points per game, is ahead of Wilson and Emelogu ... NC State's duo of Anthony Barber and Kyle Washington is third at 14.1 points per game.

Talking Trevor

In the win over VMI, **Trevor Thompson** recorded five blocked shots ... That is the most blocked shots by a Virginia Tech freshman since **Cadarian Raines** blocked five shots in a win over UMBC on Dec. 22, 2009 ... In the win over Western Carolina, he recorded his first career double-double ... He scored 15 points and grabbed 11 rebounds in just 21 minutes of action ... It's the first double-double by a Hokie freshman since **Marshall Wood** had 14 points and 16 rebounds in an overtime loss at NC State last season ... In the loss to Wake Forest, Thompson recorded his second career double-double, with 10 points and a career-high 12 rebounds in just 18 minutes of action ... It marks the first time that a Virginia Tech freshman has recorded multiple double-doubles in a season since Jeff Allen had nine double-doubles as a freshman in the 2007-08 season ... His 12 rebounds is the most by a Hokie freshman since Wood's 16 rebounds in the NC State game last season ... Thompson has started the last six games and tied his career-high with 12 rebounds in the home win over Miami and tied his career-high with 15 points at Duke.

Welcome Back, C.J.

After missing the four previous games due to a groin injury, **C.J. Barksdale** returned to the Virginia Tech line-up in Tech's 52-45 win over Miami ... Coming off the bench, Barksdale led the Hokies with 12 points and grabbed seven rebounds in 22 minutes of action ... He was 5-9 from the field, including 2-3 from three-point range.



C.J. Barksdale

Sweeping the Champ

With the Hokies' 52-45 win over Miami, Tech swept the season series against the defending ACC Champion ... Over the last two seasons, Tech is 3-0 against the ACC champion from the previous season ... It marks the first time that Tech has swept a two-game season series from the defending ACC champion.

Tough Stretch of Games

Saturday's game against No. 19/21 North Carolina was the first time since Feb. 21 & 25, 2012, when Tech played No. 25 Virginia and No. 5 Duke, that the Hokies have played back-to-back games against nationally-ranked teams ... It also marks the first time since the same stretch in 2012, that the Hokies have played three games in a four-game stretch against ranked teams (the Hokies also played No. 20 Florida State two games prior to the Virginia/Duke stretch) ... Today is the Hokies' sixth game this season against a nationally-ranked team, the most since playing eight ranked teams in the 2011-12 season.

Dishing It Out

In the win over Furman, **Devin Wilson** recorded 11 assists ... The last Hokie freshman to record 11 assists in a single game was Dell Curry, who had 11 assists as a freshman against Maryland-Eastern Shore on Dec. 4, 1982 ... The 11 assists is also one assist shy of the Tech overall school record of 12, set by Dave Sensibaugh, Bimbo Coles and, most recently, Troy Manns in 1997 ... In the home win over Miami, Wilson had nine assists, his personal high in assists in an ACC game and ties the school's record for assists in an ACC game ... He matched that total of assists with nine in the NC State game... Wilson also has two games of eight assists each.

Seeing More Time

Entering this season, **Will Johnston** averaged 9.9 minutes played per game for his career and averaged 11.0 minutes played per game last season ... So far this season, Johnston is averaging 19.1 minutes played per game overall and 21.8 mppg in ACC play this season ... Johnston played a career-high 34 minutes against Wake Forest and 31 minutes at Virginia, starting both games ... He returned to the starting line-up against NC State and played 33 minutes and then played 30 minutes in a starting role at Duke ... In the North Carolina game, Johnston tied his career-high with 34 minutes played.



Will Johnston

Finally a Two

After hitting two three-pointers at home against North Carolina, **Will Johnston** has now made 45 field goals and all but three of them have been three-pointers ... Johnston scored a two-point field goal in the Maryland game ... During the off-season, Johnston was awarded a scholarship for his efforts both on and off the court ... He made a career-high four three-pointers in the win over Furman, a feat he matched at FSU.

Hasn't Happened Often

Devin Wilson scored a career-high 26 points in the loss to Wake Forest ... That is the second-highest point total in a game by a Virginia Tech freshman since 1999 ... The only time a Virginia Tech freshman scored more than 22 points in a game was on Jan. 28, 2006, when A.D. Vassallo scored 29 points at Wake Forest ... When **Ben Emelogu** scored 22 points in the win over West Virginia, he became the first Tech freshman to score 20-or-more points in a game since Malcolm Delaney scored 20 points as a freshman in a loss at No. 5 North Carolina on Feb. 16, 2008 ... Emelogu's 21 points in the loss to Maryland was just the 19th time since 1999 that a Hokie freshman has scored 20-or-more points in a game.

Putting a Lid on the Basket

In Tech's 52-45 win over Miami, the Hokies allowed the Hurricanes just 15 points in the first half ... That is the lowest point total for a Virginia Tech ACC opponent since Tech joined the league in the 2004-05 season ... The previous low was 19 points, which occurred three times, most recently by No. 15 Virginia in the first half of the Hokies' 47-45 victory in JPJA on Jan. 22, 2012.

Accomplishing A Lot with A Little

Virginia Tech's 52-45 victory over Miami marks the fewest points the Hokies have scored in a victory since a 47-45 win over No. 15 Virginia on Jan. 22, 2012 in JPJA ... It is just the third Tech victory when scoring less than 53 points since joining the Big East Conference in the 2000-01 season.

Holding Down the Opponent

On Feb. 15, Tech held Miami to 25.9 percent from the field ... That is the lowest opponent's field goal percentage for Tech in ACC play ... The previous ACC low was 28.6 percent by NC State in a 72-52 Tech win Feb. 10, 2010 in Raleigh ... It is also a season-low for a Tech opponent and the lowest since the Hokies held Mississippi Valley State to 25.9 percent last year.

Hokies vs. Ranked Teams

With the loss to No. 6/7 Duke, the Hokies are 13-48 against nationally-ranked teams since joining the ACC for the 2004-05 season ... Tech is 30-156 all-time against teams ranked in the AP poll ... Tech is 0-5 this season ... The last time the Hokies defeated a nationally-ranked team was Dec. 1, 2012, when Tech defeated No. 15 Oklahoma State, 81-71, in Cassell Coliseum ... These numbers are only for teams ranked in the AP poll.

2,500 Games

The game against Clemson marked the 2,500th game in school history ... Virginia Tech is now 1366-1146 all-time in collegiate basketball, good for a .544 winning percentage ... This is the Hokies' 105th season of men's basketball.

2 Frosh with 20

With his career-high 20 points in the loss at Notre Dame, **Devin Wilson** joins **Ben Emelogu** as Virginia Tech freshmen to have 20-point games in the same freshman season ... Emelogu scored 22 points in the win over West Virginia on Nov. 12, 2013 and had his second such game with 21 points against Maryland ... The last duo to pull off the feat was Jeff Allen and Malcolm Delaney, who each had a single 20-point scoring night in their freshman season of 2007-08.

Juggling the Injuries

Twenty-seven games into the 2012-13 season, the Hokies had used five different starting line-ups ... This year, head coach **James Johnson** has been forced to juggle his line-ups game-by-game, due, primarily to injuries ... In the loss NC State, Johnson used his 10th different starting line-up ... In the end, Tech used six different starting line-ups last season.

5 in the 20-Point Club

So far this season, five Hokies have scored 20-or-more points in a game ... Most recently, **Ben Emelogu** posted 21 points against Maryland, joining **Adam Smith**, **Devin Wilson**, **Cadarian Raines** and **Jarell Eddie** in the 20-Point Club ... The last time that Tech saw five players score at least 20 points in a game in the same season was the 2005-06 season, when Coleman Collins, Zabian Dowdell, Jamon Gordon, Deron Washington and A.D. Vassallo all matched the mark ... Tech also had five score 20 in the 2004-05 season.

Hot Inside on a Cold, Winter's Night

In the loss at Notre Dame, the Hokies shot 52.1 percent from the field, including 62.5 percent in the second half ... The 52.1 percent is Tech's highest percent in ACC play this season and third-highest overall this season ... The last time the Hokies shot better than 52.1 percent from the field in an ACC game was when Tech went 23-of-42 from the field (54.8 percent) in the win over Clemson on March 2, 2013 ... Tech shot 62.5 percent from the field in the first half of that game ... The last time Tech hit better than 62.5 percent from the field in a half was the 81-63 win over Winthrop on Dec. 3, 2013.

500-Plus in the Cassell

The Hokies have a 538-174 overall record in Cassell, good for a .756 winning percentage ... Tech was 8-10 in Cassell Coliseum this season ... Tech was 11-7 in the 2011-12 season and was 12-4 in Cassell the season before, the 50th year for the arena ... The win over Florida State on Jan. 8, 2011, was the 500th victory in the building ... The win over FSU in 2008 marked the Hokies' 600th game played in Cassell Coliseum ... Tech defeated Rhode Island, 86-63, on Nov. 20, 2002, in its 500th game in the arena ... Tech has had just one break-even home season and two losing seasons in Cassell Coliseum ... The 17 victories for the Hokies at home in the 2009-10 season set a new Cassell Coliseum and school record.

A Lot of Points in a Double

Jarell Eddie recorded his fourth double-double this season and seventh of his career with 23 points and 10 rebounds at Boston College ... The last time a Hokie scored at least 23 points in a double-double was on Dec. 8, 2012, when Erick Green had 23 points and 10 assists at West Virginia ... The last time a Hokie had at least 23 points in a double-double that included rebounds was on Feb. 13, 2011, when Jeff Allen had 25 points and 14 rebounds in a home win over Georgia Tech ... Allen had eight games of at least 20 points and 10 rebounds in his career.

Two With Twenty

In the loss to No. 1 Michigan State, **Adam Smith** scored 27 points and **Jarell Eddie** scored 23 points ... It marked the first time that two Hokies each had 20-or-more points in the same game since Jan. 9, 2013, when Erick Green scored 24 points and Eddie had 21 points in a loss to Boston College ... In the loss at Notre Dame, **Devin Wilson** and **Cadarian Raines**, who each scored 20 points, matched the feat ... In the loss to Wake Forest, Wilson scored 26 points and Eddie scored 20 points, which combined with the Notre Dame game, became the first time since November 2012 that the Hokies had consecutive games in which two players scored 20-or-more points.

Mueller to Sit Out This Season

The NCAA has ruled freshman guard **Malik Mueller** ineligible for the 2013-14 season due to initial eligibility rules ... Mueller is able to practice with the team this season and will be eligible to play four years beginning next season.



Malik Mueller

Boarding School

In the loss at No. 25/22 Pittsburgh, **Cadarian Raines** grabbed a career-high nine offensive rebounds ... That is the most offensive boards by a Tech player this season ... Raines had seven offensive boards in a game three times last season ... It is the most offensive rebounds by a Hokie since joining the ACC in 2004-05.



Cadarian Raines

Cap & Gown

On Friday, Dec. 20, the Virginia Tech men's basketball team traveled to Richmond, Va., to play the next day against VCU in the Governor's Holiday Hoops Classic ... Before the bus rolled down the highway, the team and, in particular, **Cadarian Raines** had something to do ... Raines earned his bachelor's degree in sociology from the College of Liberal Arts that morning in Cassell Coliseum and his teammates were all there to see the accomplishment ... After plenty of photos and congratulations from family, friends and teammates, Raines hopped on the bus for the three hour trip to the State Capital.

Career Double-Doubles

2009-10 Season

No active players

2010-11 Season

No active players

2011-12 Season

Jarell Eddie (1)

vs. BYU (12 pts./14 rebs.)*

2012-13 Season

Jarell Eddie (2)

vs. ETSU (17 pts./10 rebs.)

vs. Oklahoma State (15 pts./12 rebs.)

Cadarian Raines (2)

vs. Rhode Island (10 pts./12 rebs.)*

vs. VMI (14 pts./10 rebs.)

C.J. Barksdale (1)

at Georgia Tech (11 pts./10 reb.)

Marshall Wood (1)

at NC State (14 pts./16 reb.)*

2013-14 Season

Jarell Eddie (4)

vs. Seton Hall (19 pts./11 rebs.)

vs. Furman (14 pts./10 rebs.)

vs. Radford (13 pts./10 rebs.)

at Boston College (23 pts./10 rebs.)

Trevor Thompson (2)

vs. WCU (15 pts./11 rebs.)*

vs. Wake Forest (10 pts./12 rebs.)*

C.J. Barksdale (1)

vs. Radford (14 pts./10 rebs.)

* - career highs at the time

Hauling It In

Devin Wilson grabbed a career-high seven rebounds in the loss to UNCG ... It is the most rebounds for a Virginia Tech freshman point guard since Malcolm Delaney grabbed eight rebounds in a win over Boston College on Feb. 26, 2008.

Always There When You Need Him

In the loss at Notre Dame, **Christian Beyer** earned his first collegiate start ... The walk-on has seen increased playing time in the new year due to injuries and other factors for the Hokies ... Coming off the bench at VCU, Beyer saw 16 minutes of action, all coming in the second half ... He led the team with eight rebounds, including three off the offensive glass ... In the loss to Clemson, Beyer led the team in rebounding and played a season and ACC-game high of 26 minutes ... He tied his career-high with 27 minutes played at Boston College, scoing seven points and grabbing six rebounds ... He grabbed four rebounds in just three minutes of action at Pittsburgh.



Christian Beyer

Hokies in Overtime

With the double overtime loss at No. 25/22 Pittsburgh, the Hokies are now 60-46 all-time in overtime games ... Tech is 1-1 this season and was 2-2 in overtime games last season ... Tech is 27-24 in road overtime games, 26-9 in home overtime games and 7-13 on neutral courts ... Tech is 13-6 in ACC overtime games ... Tech is 3-7 all-time in overtime games against ranked teams ... Tech is 5-9 in double-overtime games and 1-2 in triple overtime games.

That's A Lot in A Little

The win over VMI was the final game in a stretch that saw the Hokies open the season with four games in the first nine days of the regular season.

Spreading the Offense Around

When **Will Johnston** and **Joey van Zegeren** scored in double figures in the win over Furman, it marked the ninth and 10th different players to record a double-figure scoring game this season ... Eight players scored at least 10 points in a game in the each of the previous four seasons.

Rebounding Differential

In the win over VMI, the Hokies outrebounded the Keydets, 52-31 ... The 21-rebound differential is the largest for the Hokies since outrebounding Oklahoma State, 47-24, on Dec. 31, 2011 in a 67-61 Tech win in Stillwater.

TOP INDIVIDUAL PERFORMANCES

VIRGINIA TECH

Points

- 34 Jarell Eddie vs. Winthrop
- 28 Adam Smith vs. Radford
- 27 Adam Smith vs. Michigan State
- 26 Devin Wilson vs. Wake Forest
- 24 Jarell Eddie at Miami
- 23 Jarell Eddie vs. Michigan State
- 23 Jarell Eddie at Boston College
- 22 Ben Emelogu vs. West Virginia
- 21 Jarell Eddie vs. VMI
- 21 Ben Emelogu vs. Maryland
- 20 Cadarian Raines at Notre Dame
- 20 Devin Wilson at Notre Dame
- 20 Jarell Eddie vs. Wake Forest

Rebounds

- 12 Trevor Thompson vs. Wake Forest
- 12 Trevor Thompson vs. Miami
- 11 Trevor Thompson vs. WCU
- 11 Jarell Eddie vs. Seton Hall
- 11 Cadarian Raines at Pittsburgh
- 10 Jarell Eddie vs. Furman
- 10 Jarell Eddie vs. Radford
- 10 C.J. Barksdale vs. Radford
- 10 Joey van Zegeren at Miami
- 10 Jarell Eddie at Boston College

Assists

- 11 Devin Wilson vs. Furman
- 9 Ben Emelogu, UMES
- 9 Devin Wilson vs. Miami
- 9 Devin Wilson vs. NC State
- 8 Devin Wilson vs. Seton Hall
- 8 Devin Wilson vs. Winthrop
- 7 Devin Wilson at Notre Dame
- 7 Devin Wilson vs. North Carolina
- 6 Devin Wilson vs. UNCG
- 5 five times

Steals

- 3 Cadarian Raines vs. WCU
- 3 Devin Wilson vs. Boston College
- 3 Devin Wilson at Florida State
- 3 Trevor Thompson at Duke
- 2 13 times

Blocks

- 6 Joey van Zegeren at Notre Dame
- 5 Joey van Zegeren vs. USC Upstate
- 5 Cadarian Raines vs. West Virginia
- 5 Trevor Thompson vs. VMI
- 5 Joey van Zegeren vs. Boston College
- 4 Jarell Eddie vs. Michigan State
- 3 seven times

OPPONENTS

Points

- 31 T.J. Warren, NC State
- 29 Adreian Payne, Michigan State
- 27 Stephen Croone, Furman
- 27 Melvin Johnson, VCU
- 24 Travis McKie, Wake Forest
- 24 Aaron Thomas, Florida State
- 22 Rodney Glasgow, VMI
- 22 QJ Peterson, VMI
- 21 Pat Connaughton, Notre Dame
- 21 Rodney Hood, Duke
- 20 D.J. Covington, VMI
- 20 Codi Miller-McIntyre, Wake Forest
- 20 Joe Rahon, Boston College (A)

Rebounds

- 12 Ryan Anderson, Boston College (H)
- 12 Jabari Parker, Duke
- 11 Devin Williams, West Virginia
- 11 Donnavan Kirk, Miami (A)
- 11 Juvonte Reddic, VCU
- 10 Jodd Maxey, USC Upstate
- 10 Adreian Payne, Michigan State
- 10 Branden Dawson, Michigan State
- 10 Eugene Teague, Seton Hall
- 10 Kyle Cain, UNCG
- 10 Jerami Grant, Syracuse
- 10 Rion Brown, Miami (H)
- 10 Akil Mitchell, Virginia (H)

Assists

- 11 Tyler Lewis, NC State
- 10 Codi Miller-McIntyre, Wake Forest
- 7 Juwan Staten, West Virginia
- 7 Keith Appling, Michigan State
- 7 Tyler Ennis, Syracuse
- 7 Seth Allen, Maryland
- 7 Tyler Thornton, Duke
- 6 JeQuan Lewis, VCU
- 6 Joe Rahon, Boston College (A)
- 5 seven times

Steals

- 5 JeQuan Lewis, VCU
- 4 QJ Peterson, VMI
- 4 Briante Weber, VCU
- 4 James Robinson, Pittsburgh
- 4 T.J. Warren, NC State
- 3 nine times

Blocks

- 5 Ryan Anderson, Boston College (A)
- 4 Kenneth Hall, WCU
- 3 seven times

350 and Counting

The Hokies have hit at least one three-pointer in every game since joining the ACC in the 2004-05 season ... Tech has now hit a three in 362 consecutive games, the most in school history ... Since the three-point arc was added to college basketball for the 1986-87 season, the Hokies have hit at least one three in all but three games ... The last time that the Hokies did not record a three-point field goal in a game was at Providence on Feb. 1, 2003.

There's a First Time for Everything

Will Johnston made his first collegiate start at Virginia last year ... It marked the first time a walk-on had started for the Hokies since **Joey Racer** started in the home finale against NC State two seasons ago ... It was the first time that the Hokies have started a walk-on in a non-Senior Day situation since at least the 1999-2000 season ... In the loss at Notre Dame, walk-on **Christian Beyer** made his first collegiate start.

Being Stingy

In the loss to Boston College on Jan. 11, the Hokies committed a season-low six turnovers ... That is the fewest turnovers for the Hokies in a game since committing five turnovers in a loss at Clemson on Jan. 27 last season ... The Hokies matched that total of six turnovers in the loss to Wake Forest.

Hitting Threes

The Hokies made a season-high 13 three-pointers in the loss to No. 1 Michigan State ... It is the most three-point field goals made by the Hokies since they made 14 threes in a win at UNC Greensboro on Nov. 19, 2012 ... With the 12 made three-pointers in the win over Furman, Tech made 10-or-more three-pointers in four consecutive games, the first time that has happened at least since the 1999-2000 season ... With the 12 three-point field goals in the overtime win at Miami, the Hokies have made at least 10 three-pointers in five of their 18 games, plus five more games of 8-or-more three-pointers.

The Multi-Lingual Big Man

Communicating with **Joey van Zegeren** is easy for most students at Virginia Tech, regardless of nationality ... The redshirt sophomore from The Netherlands is fluent in five languages and has understanding of several others ... If you see him around campus, make sure to say "Hello", or "Hola", or "Hallo", or "Bonjour", or, well, you get the idea.

The Floor General

Devin Wilson has made a stellar debut at Virginia Tech ... Wilson played 34 minutes and scored four points, had four rebounds and three assists, while committing just three turnovers in the loss to USC Upstate... It marked the first time the Hokies had started a freshman at the point in a season-opener since Nov. 9, 2007, when Hank Thorns got the start against Elon in the first game of the 2007-08 season (That's correct, Malcolm Delaney came off the bench in that, his first collegiate game) ... Wilson leads the team in assists, steals and minutes played this season.

Call It a Comeback

Virginia Tech trailed West Virginia, 29-12, with 8:21 remaining in the first half ... From that point forward, the Hokies outscored their rivals from Morgantown, 75-52, to claim an 87-82 victory ... The 17 points is the largest deficit overcome by the Hokies since Feb. 8, 2009, when Tech came back from an 18-point deficit in an overtime win at NC State ... In the overtime win at Miami, the Hokies came back from a 13-point second-half deficit, the largest deficit overcome in a conference game by Tech since the NC State game.

Cleaning the Glass

The Hokies grabbed a season-high 22 offensive rebounds in the loss to Wake Forest ... The 22 total is tied for the second-most in a game by the Hokies since joining the ACC and is the most by the Hokies against an ACC opponent in a regulation game since joining the league in 2004-05 season ... The last time the Hokies had 22 offensive rebounds in a game was in a 59-57 win over Oklahoma State in the Preseason NIT at Madison Square Garden in 2011 ... Tech grabbed 27 offensive rebounds in a 104-100 double overtime loss to Maryland in Cassell Coliseum on Feb. 27, 2007 ... It is the 11th time that Tech has grabbed 20-or-more offensive rebounds in a game since joining the ACC and the sixth time with 20-or-more offensive rebounds in an ACC game.

Captain Ben

Ben Emelogu was named a team captain this season as a freshman for the Hokies early in the preseason ... The guard from Grand Prairie, Texas came to Tech during the summer and established himself with his teammates immediately, earning the honor ... It took a great effort to even play in the Western Carolina game, as Emelogu was suffering from flu-like symptoms and received an IV prior to the game ... He scored 16 points in 27 minutes in that victory.

Eddie was Honored

Jarell Eddie was named the ACC Player of the Week for the week ending Dec. 9, 2013 ... This was the first time that Eddie won the award and is the first Hokie to earn the honor this season ... The same week, Tech women's basketball player Uju Ugoka won the same award for ACC women, marking the first time since joining the conference in 2004 that the Hokies have swept both the men's and women's award in the same week ... He was named to the All-Tournament team of the Coaches Vs. Cancer Classic.

Second Half Surge

Devin Wilson set a then-career-high with 20 points in the loss at Notre Dame ... Entering the locker room at intermission, he had two points ... His 18 second-half points is the most by a Hokie this season and the most second half points by a Hokie since Erick Green scored 21 points in the second half at Virginia on Feb. 12, 2013 ... Wilson upped his career-high to 26 points in the loss to Wake Forest, 25 points coming in the second half.

Points for Pondering

Led VT in Scoring: Eddie (13), Wilson (7), Smith (3), Emelogu (3), Raines (2), Barksdale (2), van Zegeren (1), Wood (1), Thompson (1)

Double Figure Scoring Games: Eddie (18), Wilson (10), Emelogu (9), Smith (7), Barksdale (7), Raines (3), Wood (3), van Zegeren (3), Thompson (3), Johnston (2)

40-point Games: none

30-39-point Games: Eddie (1)

20-29-point Games: Eddie (5), Smith (2), Wilson (2), Emelogu (2), Raines (1)

Led VT in Rebounding: van Zegeren (9), Eddie (8), Thompson (5), Wood (3), Raines (3), Barksdale (3), Beyer (2), Emelogu (1), Wilson (1)

Double Figure Rebounding Games: Eddie (4), Thompson (3), Barksdale (1), van Zegeren (1), Raines (1)

Led VT in Assists: Wilson (22), Smith (3), Eddie (3), Emelogu (3), Raines (1), Johnston (1)

Double Figure Assist Games: Wilson (1)

Double-Doubles: Eddie (4), Thompson (2), Barksdale (1)

Most Points in a Half: 61 (2nd vs. VMI)

Fewest Points in a Half: 17 (1st at UVa)

Most Points Allowed in a Half: 59 (2nd vs. VMI)

Fewest Points Allowed in a Half: 15 (1st vs. Miami)

Largest Lead: 27 pts. (67-40 vs. UMES)

Largest Deficit: 34 pts. (47-81, vs. VCU)

Largest Margin of Victory: 25 pts. (81-56 vs. Radford)

Largest Margin of Defeat: 30 pts. (52-82 vs. VCU)

Largest Deficit Overcome in a Victory: 17 pts. (12-29, vs. WVU)

Largest Lead Lost in a Loss: 11 pts. (43-32 vs. UNCG and 40-29 vs. Virginia))

Largest Halftime Lead: 23 pts. (46-23 vs. UMES)

Largest Halftime Deficit: 20 pts. (22-42 vs. VCU)

Average Margin of Victory: 13.8 ppg

Average Margin of Defeat: 11.7 ppg

Average Margin: -3.4 ppg

* - Includes ties

Career Scoring

Here is where **Jarell Eddie** stands on the list of 1,000-point scorers at Virginia Tech.

Career Scoring

32. Dorenzo Hudson (2007-12).....	1,200
33. Jeff Schneider (1978-82).....	1,178
34. Rolan Roberts (1997-00).....	1,169
35. Dick Sayre (1947-51).....	1,165
36. Jarell Eddie (2010-present).....	1,147

On This Date

Virginia Tech is 5-10 all-time in games played on March 4 ... Tech has lost its last two games on this date, most recently a 70-58 home loss to NC State in 2012 ... Tech is 0-4 in road games on this date ... The Hokies have never played Maryland on this date and are 1-4 in ACC games on March 4 ... Tech is 1-5 against teams currently in the ACC on this date ... Tech is 158-113 all-time on Tuesdays and is 4-3 on Tuesdays this season.

Where to Find It

Many Virginia Tech men's basketball facts are available on hokiesports.com ... Below is a listing of URLs that may be helpful to the media.

The Last Time:

http://www.hokiesports.com/lasttime.html

Tech's all-time games against ranked opponents:

http://www.hokiesports.com/mbasketball/rankedopp.html

Opponent History:

http://www.hokiesports.com/mbasketball/opponents.html

Past Schedules:

http://www.hokiesports.com/mbasketball/pastschedules.html

All-time overtime games:

http://www.hokiesports.com/lasttime.html go to men's basketball and toggle the "Show Only OT Games" button

The Last Time page is customizable to search a wide range of topics.

Player bio pages have career highs, multiple splits and career game-by-game stats.

Virginia Tech Media Policies

Virginia Tech will adhere to the following media practices on the road this season ... Immediately following each Virginia Tech men's basketball road game, head coach **James Johnson** will address the team in the locker room ... After a 5-10 minute period, he will leave the locker room to do his radio interviews ... At this time, 3-4 Virginia Tech players will be available in the hall outside the team locker room, or in an area designated by the host SID ... This area will NOT be the post-game interview room ... This will be the only availability for Virginia Tech players post-game ... Following Coach Johnson's radio obligations, he will proceed directly to the post-game interview room and make his post-game remarks to the media there ... Players will not be available in the locker room area following Coach Johnson's post-game interviews.

Our Name, Please

When referring to Virginia Tech, we ask that you please leave it at that - Virginia Tech ... Virginia Tech University is not now and never has been a name for the school ... The official name of the university is Virginia Polytechnic Institute and State University ... "Vah Tech", VPI, VPI&SU, VPI and SU and Va. Tech are also not recognized names and should not be used ... VT is acceptable as a shortened, agate form ... When referring to the school by its nickname, please use "Hokies" ... Your help in these matters is appreciated.

Virginia Tech Athletics Communications

ON THE INTERNET

www.hokiesports.com

The official Web site of Virginia Tech athletics provides media and fans with schedules, results, rosters, bios, statistics, general releases and game notes on the Hokies.



The Gameday section has live stats, radio and television coverage information and other pertinent information. This section is for home games only.

hokiesports.com/media

A media-only Web site is designed to make the media's job easier. Here you will find high-resolution, color mug shots of every Hokie basketball player and coach available to download. Please contact the Athletics Communications Office for access to this media-only site.

Twitter

Follow the Hokies on Twitter @VT_MBBall.

Instagram

Follow the Hokies on Instagram @vthokiembb.

www.theacc.com

Updated standings, results, schedules, statistics and notes are posted each week during the season.

WHO TO CONTACT

Request for Interviews

Men's Basketball ACO

Bill Dyer
(540) 231-8852 - office
(540) 998-5906 - cell
wdyer@vt.edu

Secondary Contact

Rachel Perreault
(540) 231-2228 - office
(603) 767-6492 - cell
rachelp5@vt.edu

Requests for Photos

Director of Photography

Dave Knachel
(540) 231-1838
dknachel@vt.edu



Bill Dyer

Associate Director of Athletics Communications



Rachel Perreault

Assistant Director of Athletics Communications

What is a Hokie?

That's the most frequently asked question regarding Virginia Tech athletics ... The answer leads all the way back to 1896 when Virginia Agricultural and Mechanical College changed its name to Virginia Polytechnic Institute ... With the change came the necessity for writing a new cheer and a contest for such a purpose was held by the student body ... Senior O.M. Stull won first prize for his "Old Hokie" yell which still is used today ... Later, when asked if "Hokie" had any special meaning, Stull explained the words he used had no hidden or symbolic meaning, but had been thought up in an effort to get attention ... Hokie soon became a nickname for all Tech teams and for those people loyal to Tech athletics.

How To Say It

- Cassell Coliseum Castle
- Cadarian Raines.....suh-DARE-ee-un
- Christian BeyerBYE-ur
- Jarell Eddie.....ju-RELL
- Joey van Zegerenvan ZEG-rin
- Kurt Kanaskiekuh-NAS-key
- Ramon Williams.....RAY-mon
- Ben Emelogu.....eeh-MEL-o-goo
- Malik Muellermah-LEEK MEW-lur

Attendance Figures

Virginia Tech, like other ACC schools, announces total tickets distributed at home games ... That includes season tickets, individual game tickets and student tickets.

ACC Legends

Here is a list of Virginia Tech players honored each year as an ACC Legend ... This season's honoree will be announced in late January.

ACC Legends

- | | |
|------|----------------------|
| 2005 | Allan Bristow |
| 2006 | Dell Curry |
| 2007 | Bimbo Coles |
| 2008 | Glen Combs |
| 2009 | John Wetzel |
| 2010 | Chris Smith |
| 2011 | Wayne Robinson |
| 2012 | Dale Solomon |
| 2013 | Ace Custis |
| 2014 | Bobby Stevens |

Back in the Cassell

The Hokies returned to Cassell Coliseum on Feb. 15 for the first time in two weeks ... The game against Maryland on Feb. 1 was the Hokies' only home game between Jan. 22 and Feb. 15 and the second between Jan. 15 and Feb. 15 ... Tech opened January with a three-game home stand, but all three of those games came before school started on Jan. 21 ... The NC State game was the final game of another three-game home stand ... Tech finishes the season with three-of-the-final-four games on the road.

Hot Night at the Line

In the loss to No. 1 Michigan State, the Hokies were 14-15 from the free throw line ... The 93.3 percent is Tech's highest free throw percentage in a game in which they have shot at least 10 free throws since Feb. 21, 2010, when the Hokies made 15-16 from the line in a loss at No. 6 Duke ... An interesting side note, the Hokies have made 25 of their last 26 free throw attempts against Big Ten Conference opponents (96.2 percent).

Lotsa Swats

Virginia Tech recorded 13 blocked shots in the win over West Virginia ... The last time Tech blocked more than 13 shots in a game was on Dec. 9, 2009, when the Hokies tied a school record of 15 blocks in a win over VMI in Cassell Coliseum ... Tech also blocked 15 shots in a win over Coastal Carolina on Dec. 4, 1993.

Big Lead in the Locker Room

Virginia Tech took a 38-18 lead into the locker room at halftime in the win over Western Carolina ... The 20-point lead was the Hokies' largest halftime lead since a 44-24 lead against Wake Forest in Cassell Coliseum on Jan. 15, 2011 ... The last time the Hokies led by more than 20 points at the half was a 50-11 lead over Mount St. Mary's in Cassell Coliseum on Jan. 2, 2011.

Welcome Whit Babcock

On Monday, Feb. 17, Whit Babcock began work as the Director of Athletics at Virginia Tech ... Babcock, a native Virginian and a 1992 graduate of James Madison University, comes to Blacksburg from the University of Cincinnati, where he has served in the same capacity for the past two years ... Welcome to the Hokie Nation!

Hokies in ACC Stats

INDIVIDUALS

	All	ACC
Scoring		
Jarell Eddie	18th	---
Assists		
Devin Wilson	2nd	5th
3-pt. FG Percentage		
Jarell Eddie	7th	---
3-pt. FG Made		
Jarell Eddie	2nd	---
Blocked Shots		
Joey van Zegeren	5th	5th
Minutes Played		
Devin Wilson	9th	5th

TEAM

	All	ACC
Scoring Offense	13th	15th
Scoring Defense	9th	7th
Scoring Margin	14th	15th
Free Throw Percentage	12th	15th
Field Goal Percentages	15th	15th
Field Goal % Defense	5th	5th
3-pt. FG Percentage	4th	12th
3-pt. FG% Defense	8th	8th
Rebounding Offense	3rd	5th
Rebounding Defense	12th	13th
Rebounding Margin	7th	11th
Blocked Shots	4th	5th
Assists	13th	T 12th
Steals	15th	15th
Turnover Margin	15th	15th
Assist/TO Ratio	14th	13th
Offensive Rebounds	T 10th	8th
Defensive Rebounds	1st	4th
Defensive Rebound Percentage	5th	6th
Offensive Rebound Percentage	13th	11th
Three-Pointers Made	5th	7th



includes games of Feb. 28, 2014

Tech Talk Live

Tech Talk LIVE!, Presented by Geico is broadcast every Monday night at Bull & Bones Brewhaus and Grill at the First and Main complex in Blacksburg.

The radio program airs from 7-8 p.m. in front of a live audience, and can be heard on Virginia Tech IMG Sports Network radio affiliates throughout the region and on-line through Hokies All-Access.

Coach **James Johnson** appears on the program. Fans are encouraged to attend and can submit a question or comment via hokiesports.com

Radio Network

Abingdon.....	WFHG-FM	92.7 FM
Blacksburg.....	WBRW-FM	105.3 FM
Blackstone.....	WBBC-FM	93.5 FM
Bluefield, WV.....	WKOY-FM	100.9 FM
Bristol.....	WFHG-AM	980 AM
Charlottesville.....	WKAV-AM	1400 AM
Clifton Forge.....	WJVR-FM	101.9 FM
Clincho.....	WDIC-AM	1430 AM
Clintwood.....	WDIC-FM	92.1 FM
Danville/Chatham/Gretna	WMNA-FM	106.3 FM
Galax.....	WWWJ-AM	1360 AM
Gate City.....	WGAT-AM	1050 AM
Harrisonburg.....	WSIG-FM	96.9 FM
Jacksonville, N.C.....	WAVQ-AM	1400 AM
Lebanon.....	WLRV-AM	1380 AM
Luray.....	WMXH-FM	105.7 FM
Lynchburg.....	WLNJ-FM	105.9 FM
Marion.....	WOLD-FM	102.5 FM
Martinsville.....	WMVA-AM	1450 AM
Morningside, Md.....	WNEW-AM	1580 AM
New Bern, N.C.....	WWNB-AM	1490 AM
New Bern, NC.....	WWNB-FM	103.9 FM
Norfolk.....	WNIS-AM	790 AM
Richmond.....	WRNL-AM	910 AM
Richmond.....	WRVA-AM	*1140 AM
Roanoke.....	WSNV-FM	93.5 FM
Staunton.....	WTON-AM	1240 AM
Tazewell.....	WKOY-FM	100.9 FM
Warsaw.....	WNNT-FM	107.5 FM
Warsaw.....	WNNT-AM	690 AM
Washington, DC.....	WJFK-FM	106.7 FM
White Stone.....	WIGO-FM	104.9 FM
Winchester.....	WINC-AM	1400 AM
Wytheville.....	WXBX-FM	95.3 FM

* Station will carry night games only

Season Blocked Shots


Here is where **Joey van Zegeren** stands on the list of single-season blocked shots at Virginia Tech.

Single-Season Blocked Shots

1. Roy Brow (1987-88).....	100
2. Roy Brow (1986-87).....	86
3. Jimmy Carruth (1993-94).....	68
4. Rolan Roberts (1997-98).....	60
5. Rolan Roberts (1998-99).....	57
6. Bobby Beecher (1982-83).....	56
7. Rolan Roberts (1999-2000).....	50
Joey van Zegeren (2013-14).....	50

The Last Time That...

- Tech scored 100 points and won: 105-92, vs. VMI, 11-18-13
- Tech scored 100 points and lost: 100-104 2OT vs. Maryland, 2-27-10
- Tech played in overtime: 61-60, OT, at Miami, 12-8-13
- Tech played in consecutive overtime games: 75-74 at Clemson, 2-8-06 & 77-81 at Virginia, 2-11-06
- Tech played 2 OT: 57-62, 2OT at Pittsburgh, 2-8-14
- Tech played 3 OT: 86-90 at WVU, 2-2-83
- Tech scored 100+ points: 105-92, vs. VMI, 11-18-13
- Tech scored 90-99 points: 95-79, vs. Iowa, 11-27-12
- Tech scored 80-89 points: 82-66, vs. UMES, 12-31-13
- Tech scored 70-79 points: 77-83, vs. Wake Forest, 1-22-14
- Tech scored 60-69 points: 64-71, vs. NC State, 2-22-14
- Tech scored 50-59 points: 56-60, vs. North Carolina, 3-1-14
- Tech scored 40-49 points: 48-66 at Duke, 2-25-14
- Tech scored 30-39 points: 33-43 at East Carolina, 1966-67 season
- Tech scored 20-29 points: 27-40 at McGuire Gen., 1945-46 season
- Tech scored 10-19 points: 16-45 at Virginia, 1938-1939 season
- Tech scored less than 10 points: 7-31 at W&L, 1922-1923 season
- Tech allowed 100+ points: 100-104, 2OT vs. Maryland, 2-27-10
- Tech allowed 90-99 points: 77-96, vs. Michigan State, 11-22-13
- Tech allowed 80-89 points: 60-80, vs. Maryland, 2-1-14
- Tech allowed 70-79 points: 64-71, vs. NC State, 2-22-14
- Tech allowed 60-69 points: 56-60, vs. North Carolina, 3-1-14
- Tech allowed 50-59 points: 53-57, vs. Virginia, 2-18-14
- Tech allowed 40-49 points: 52-45, vs. Miami, 2-15-14
- Tech allowed 30-39 points: 99-34, vs. Mount St. Mary's, 1-2-11
- Tech allowed 20-29 points: 31-25 vs. Richmond, 2-1-46
- Tech allowed 10-19 points: 60-19 vs. Lynchburg College, 1-9-46
- Tech allowed less than 10 points: 28-9 vs. Hampden-Sydney, 1-17-23
- Largest margin of victory: 83 points vs. Randolph Macon Academy, 87-4, 1-10-11
- Largest margin of victory in an ACC game: 29 points vs. Wake Forest, 94-65, 1-15-11
- Two Tech players recorded double-doubles in a game: C.J. Barksdale (14 pts./10 rebs.) & Jarell Eddie (13 pts./10 rebs.) vs. Radford, 11-29-13
- Two Tech players recorded double-doubles in consecutive games: vs. UNC, ACC Tournament, 3-13-09 and vs. Duquesne, NIT, 3-18-09
- Tech player had five or more steals: Manny Atkins (5) vs. Mount St. Mary's, 1-2-11
- Tech player had 10 or more assists in a game: Devin Wilson (11) vs. Furman, 11-26-13
- Tech player had 20 or more rebounds in a game: Jeff Allen (21) vs. Longwood, 12-14-08
- Two Tech players had double figures in rebounds: C.J. Barksdale (10 rebs.) & Jarell Eddie (10 rebs.) vs. Radford, 11-29-13
- Two Tech players had five or more assists: Devin Wilson (5) & Adam Smith (5) vs. Michigan State, 11-22-13



2013-14 Starters

Wilson, Smith, Eddie, Wood, Raines.....	3-2
Wilson, Smith, Eddie, Barksdale, van Zegeren	1-0
Wilson, Johnston, Eddie, Wood, van Zegeren	1-0
Wilson, Smith, Eddie, Barksdale, Raines	1-1
Wilson, Johnston, Eddie, Barksdale, van Zegeren.....	1-2
Wilson, Emelogu, Eddie, Thompson, van Zegeren.....	1-4
Wilson, Emelogu, Eddie, Wood, van Zegeren.....	1-4
Wilson, Smith, Beyer, Barksdale, van Zegeren.....	0-1
Wilson, Emelogu, Eddie, Barksdale, van Zegeren	0-2
Wilson, Johnston, Eddie, Thompson, van Zegeren	0-3

Coming Next Year

Virginia Tech has announced the signing of three players to national letters of intent ... Justin Bibbs, a 6-5, 205 lbs., guard from Dayton, Ohio, Jalen Hudson, a 6-5, 190 lbs. guard from Akron, Ohio and T.J. Lang, a 6-7, 190 lbs., wing from Mobile, Ala., all signed with the Hokies on Nov. 13 and will join the program in the fall of 2014.

NCAA Stats

As of March 3, 2014, the Hokies are 35th nationally in field goal percentage defense and tied for 51st in blocked shots per game.

What's Next

The Hokies travel to Atlanta on Saturday for their final regular season game ... The Hokies and the Yellow Jackets will tip-off at 2 p.m. and will be televised by ESPNU.



The Last Time That...

Two Tech players scored 20 or more points: Devin Wilson (26 points) & Jarell Eddie (20 points) vs. Wake Forest, 1-22-14
 Two Tech players scored 20 or more points in consecutive games: Erick Green & Jarell Eddie 11-19-12 & 11-23-12
 Tech freshman scored 20 or more points in a game: 26, Devin Wilson, vs. Wake Forest, 1-22-14
 Two Tech freshmen scored in double figures in a game: Trevor Thompson (10 pts.) & Devin Wilson (26 pts.) vs. Wake Forest, 1-22-14
 Tech player scored 30-39 points in a game: 34, Jarell Eddie vs. Winthrop, 12-3-13
 Tech player scored 40-49 points in a game: 41, Dorenzo Hudson vs. Seton Hall, 1-2-10
 Tech player scored 50+ points in a game: 51, Bimbo Coles vs. Southern Miss., 2-6-88
 Tech defeated a ranked opponent on the road: 80-77 at No. 12/13 Clemson, 2-25-09
 Tech defeated a ranked opponent at home: 81-71, vs. No. 15/17 Oklahoma State, 12-1-12
 Tech defeated a ranked opponent on a neutral court: 72-64, vs. No. 21 Virginia, 12-28-95, Roanoke Civic Center
 Tech player had consecutive double-doubles: Jarell Eddie, 11-26-13 & 11-29-13
 Tech player had seven consecutive double-doubles: Jeff Allen, 1-25-11, 1-30-11, 2-2-11, 2-5-11, 2-13-11, 2-15-11 & 2-19-11
 Tech held opponent without a double-figure scorer: 65-47 vs. Miami, ACC Tournament, 3-12-09
 No Tech player scored in double figures: 41-57 vs. Temple, 2-25-96
 Tech had five players score in double figures: 75-54, vs. Furman, 11-26-13
 Tech had six players score in double figures: vs. Wake Forest, 1-15-11
 Tech did not make a three-point field goal: at Providence, 2-1-03
 Tech's opponent did not make a three-point field goal: at NC State, 2-10-10
 Tech did not shoot a free throw in the first half: at Miami, 12-8-13
 Tech did not shoot a free throw in the second half: vs. Virginia, 12-5-10
 Tech allowed a triple-double: Iman Shumpert (22 pts., 12 rebs., 11 assists), at Georgia Tech, 1-25-11
 Tech held an opponent under 10 points in a half: 9 points, vs. Eastern Michigan, 12-22-11
 Tech held an opponent under 20 points in a half: 17 pts., vs. Furman, 11-26-13
 Tech had double-figures in blocked shots: 13, 87-82, vs. West Virginia, 11-12-13
 Tech came back from a double-figure deficit to win: 13 pts. (37-24), at Miami, 12-8-13
 Tech led by 20-or-more points at half time of a game: 20 pts., 38-18, vs. WCU, 11-15-13

He's Legendary

Former Virginia Tech standout Bobby Stevens has been named to the 2014 ACC Men's Basketball Legends Class ... Stevens was a sharpshooting, ball-hawking guard who helped provide the leadership for head coach Don Devoe's 1973 Virginia Tech basketball team which ended up winning the school's first national championship in basketball, claiming the 1973 National Invitation Tournament title in New York's Madison Square Garden with a 92-91 overtime win against Notre Dame ... With the clock running down and Tech trailing by a point, Stevens, who had seven points in the overtime session, threw up a shot which missed, but he was able to get the long rebound and quickly put up a shot at the buzzer that gave the Hokies a one-point overtime upset win over the Irish and the NIT Championship ... The Legends will be honored at this year's ACC Men's Basketball Tournament in Greensboro at the annual ACC Basketball Legends Brunch, which will be held on Saturday, March 15, beginning at 10 a.m. in the Guilford Ballroom of the Sheraton Four Seasons Hotel.



Freshman Points

Since 1999, Virginia Tech freshmen have scored 20-or-more points in a game 19 times, most recently a 21-point game by **Ben Emelogu** vs. Maryland on Feb. 1 ... Here is a list of the top five performances on that list.

29	A.D. Vassallo at Wake Forest, 1-28-06
26	Devin Wilson vs. Wake Forest, 1-22-14
24	Brian Chase vs. La Salle, 3-1-00
23	Brian Chase at Rhode Island, 2-12-00
22	Brian Chase vs. Auburn, 12-21-99 (San Juan)
22	Ben Emelogu vs. West Virginia, 11-12-13

Compare & Contrast

VT	UMd
64.2	Points	71.2
67.6	Points Allowed	68.4
41.0%	FG%	43.0%
40.1%	FG% Defense	42.0%
36.4%	3FG%	34.5%
32.9%	3FG% Defense	34.4%
65.2%	FT%	66.8%
37.4	Rebounds	38.2
+2.9	Rebound Margin	+4.3
11.1	Assists	11.7
12.9	Turnovers	13.1
3.4	Steals	6.3
4.9	Blocks	4.3

VT App

Virginia Tech basketball game broadcasts can be heard throughout the mid-Atlantic region on a network of radio stations and on SiriusXM Satellite radio ... Fans can also follow the action of the Virginia Tech IMG Sports Network on their iPhone, Android and BlackBerry devices ... The official mobile application of Virginia Tech athletics, HokiesXtra, offers easy and instant access to up-to-the-minute news, scores, live game play-by-play, stats, schedules and rosters, streaming audio and more.

The free mobile application will include access to the following features:

HEADLINES
 LIVE GAME SCORING
 SCHEDULES AND SCORES
 LIVE SCORING UPDATES
 PLAY-BY-PLAY COVERAGE
 PLAYER AND TEAM STATS
 BOX SCORE
 ON-DEMAND VIDEO
 (SUBJECT TO VIDEO AVAILABILITY)
 ROSTERS
 IN-APP ALERT SYSTEM
 SHARING VIA EMAIL AND FACEBOOK

Head Coach James Johnson



James Johnson is in his second season as Virginia Tech's head men's basketball coach. Due to a rash of injuries this season, Johnson has had to alter from his preferred up-tempo style of offense and defense to allow the Hokies to be more competitive through this stretch, but, with a fresh infusion of talent for the 2014-15 season, Tech will see a more pressure-oriented offense and defense.

During Johnson's first season, senior guard Erick Green became the first Hokie ever to be named the Atlantic Coast Conference Player of the Year and to lead the nation in scoring. Johnson and the Hokies defeated No. 15 Oklahoma State in December in Cassell Coliseum, earning the new coach a victory in his first-ever game against a nationally-ranked team.

Just as important, two Hokies, Jarell Eddie and Christian Beyer were named to the All-ACC Academic team. Johnson has renewed a pledge to better involve the program into the daily life of the Virginia Tech campus and the New River Valley community. In the past year, the program became a part of the Christmas Store, Special Olympics and other activities and charities in the area.

No stranger to the Hokie Nation, Johnson spent the previous five seasons on the men's basketball staff at Virginia Tech. He was an assistant coach from 2007-2011 before being promoted to

associate head coach prior to last season. He had accepted an assistant coaches' position at Clemson on April 13 of this year, but returns to Blacksburg to take over the reins of the men's basketball program. Director of Athletics Jim Weaver named Johnson to the position on May 1, 2012.

"I am pleased with Coach Johnson's first year as head coach," Weaver said. "He has surrounded himself with an excellent staff who cares about the players and their development in both the classroom and the basketball court."

Johnson joined the Hokies following two seasons as an assistant at George Mason. While at Mason, he focused on organizing the team's defensive efforts in practice and games. The Patriots were a combined 45-23 in his two seasons and advanced to the 2006 NCAA Final Four. Before GMU, Johnson spent two seasons as an assistant coach at Penn State. He was the recruitment coordinator for the Nittany Lions. Prior to Penn State, Johnson had a one-year stint as an assistant at the College of Charleston and he spent two years as an assistant at Elon.

"Virginia Tech and the Hokie Nation have a special place in my heart and I am blessed and excited for the opportunity to become the head basketball coach," Johnson said at the time of his hiring. "I look forward to working with a great group of young men and moving forward with this program."

Johnson, a native of Powhatan, Va., was a four-year player and three-year starter at Ferrum College. A three-time



Defensive Player of the Year, he helped guide his team to two conference championships and a berth in the NCAA Division III Tournament. He was also voted his team's Most Valuable Player in 1993. In 2001, Johnson was selected as one of the Top 10 players in Ferrum basketball history. In September of 2009, Johnson was elected into the Ferrum College Athletic Hall of Fame.

After graduating from Ferrum with a bachelor of science in psychology in 1993, he immediately stepped into the coaching ranks at his alma mater and served as an assistant for two seasons. Johnson helped guide the Panthers to a regular-season conference title.

In 1995, Johnson moved on to Longwood College as an assistant and then spent one year at Hargrave Military Academy, where he worked with the post-graduate team. In 1997, he began a three-year run as an assistant at Old Dominion. Johnson is a member of the Black Coaches Association (BCA) and the National Association of Basketball Coaches (NABC). In March 2001, Rivals.com named Johnson one of the Top 20 Assistant Coaches at Mid-Major Division I Schools. He was a squad leader in the Army National Guard from 1989-91.

CADARIAN RAINES

R-SENIOR • FORWARD • 6-9 • 238
PETERSBURG, VA. • PETERSBURG

#4



SEASON STATISTICS

SEASON/CAREER GAME HIGHS

Opponent	Min	FG-A-%	3FG-A-%	FT-A-%	O-D-T	A	TO	Blk	Stl	Pts
- USC UPSTATE #	26	7-10-.700	0-0-.000	3-4-.750	0-4-4	1	1	0	1	17
- WEST VIRGINIA	16	1-2-.500	0-0-.000	2-2-1.000	1-3-4	0	3	5	0	4
- WESTERN CAROLINA #	21	1-3-.333	0-0-.000	3-5-.600	3-4-7	2	0	0	3	5
- VMI	21	3-3-1.000	0-0-.000	3-4-.750	4-1-5	2	3	2	0	9
- No. 1 Michigan State #	12	0-5-.000	0-0-.000	0-0-.000	1-1-2	0	1	0	0	0
- Seton Hall #	18	2-3-.667	0-0-.000	0-0-.000	1-3-4	0	2	0	0	4
- FURMAN	3	0-0-.000	0-0-.000	0-0-.000	0-1-1	0	0	0	0	0
RADFORD		-- DNP --								
WINTHROP	15	3-4-.750	0-0-.000	2-2-1.000	2-2-4	1	0	2	0	8
Miami *	11	0-1-.000	0-0-.000	0-0-.000	0-1-1	0	0	0	0	0
Virginia Commonwealth ^		-- DNP --								
UNCG	7	0-0-.000	0-0-.000	0-2-.000	0-1-1	0	1	0	0	0
MAYLAND-EASTERN SHORE	9	2-3-.667	0-0-.000	1-2-.500	0-1-1	0	0	0	0	5
No. 2 SYRACUSE *	14	1-2-.500	0-0-.000	1-2-.500	0-1-1	1	1	0	0	1
BOSTON COLLEGE *		-- DNP --								
CLEMSON *		-- DNP --								
Notre Dame *	22	8-15-.533	0-0-.000	4-7-.571	4-2-6	0	1	0	0	20
WAKE FOREST *	24	2-10-.200	0-0-.000	1-2-.500	1-2-3	1	1	1	0	5
Virginia *	28	2-3-.667	0-0-.000	0-0-.000	2-4-6	0	1	1	0	4
Boston College *	8	1-3-.000	0-0-.000	0-0-.000	0-0-0	2	1	0	0	2
MARYLAND *	11	2-4-.500	0-0-.000	1-2-.500	0-1-1	0	0	1	0	5
Florida State *	27	6-11-.545	0-0-.000	1-2-.500	2-2-4	2	3	0	0	13
No. 25 Pittsburgh *	36	2-7-.286	0-0-.000	4-4-1.000	9-2-11	0	4	2	2	8
MIAMI *		-- DNP --								
No. 14 VIRGINIA *	11	0-0-.000	0-0-.000	0-0-.000	1-0-1	0	0	1	0	0
NC STATE *		-- DNP --								
No. 6 Duke	1	0-0-.000	0-0-.000	0-0-.000	0-0-0	0	0	0	0	0
No. 19 NORTH CAROLINA *		-- DNP --								
Maryland *										
Georgia Tech *										

*- ACC games; # - Coaches vs. Cancer Classic; ^ - Governor's Holiday Hoops Classic.

POINTS

Season	20 at Notre Dame (1/19/14)
Career	20 at Notre Dame (1/19/14)
ACC	20 at Notre Dame (1/19/14)

MINUTES PLAYED

Season	36 at Pittsburgh (2/8/14)
Career	41 at North Carolina (2/2/13)
ACC	41 at North Carolina (2/2/13)

FIELD GOALS MADE

Season	8 at Notre Dame (1/19/14)
Career	8 at Notre Dame (1/19/14)
ACC	8 at Notre Dame (1/19/14)

FIELD GOAL ATTEMPTS

Season	15 at Notre Dame (1/19/14)
Career	15 at Notre Dame (1/19/14)
ACC	15 at Notre Dame (1/19/14)

3-PT FIELD GOALS MADE

Season	N/A
Career	N/A
ACC	N/A

3-PT FIELD GOAL ATTEMPTS

Season	N/A
Career	N/A
ACC	N/A

FREE THROWS MADE

Season	4 at ND (1/19/14), at Pitt (2/8/14)
Career	5 vs GT (2/18/12), vs Iowa (11/27/12)
ACC	5 vs Georgia Tech (2/18/12)

FREE THROW ATTEMPTS

Season	7 at Notre Dame (1/19/14)
Career	8 vs Georgia Tech (2/18/12)
ACC	8 vs Georgia Tech (2/18/12)

REBOUNDS

Season	11 at Pittsburgh (2/8/14)
Career	13 at MD (1/5/13), vs WF (1/19/13)
ACC	13 at MD (1/5/13), vs WF (1/19/13)

ASSISTS

Season	2, 4x, last at Florida State (2/5/14)
Career	3 vs Wake Forest (1/19/13)
ACC	3 vs Wake Forest (1/19/13)

BLOCKS

Season	5 vs West Virginia (11/12/13)
Career	5, 3x, vs West Virginia (11/12/13)
ACC	5 vs Maryland (2/7/13)

STEALS

Season	3 vs. Western Carolina (11/15/13)
Career	3 at URI (12/7/11), vs. WCU (11/15/13)
ACC	2, 4x, last at Pittsburgh (2/8/14)



2013-2014 NOTES

Has played in 21 games, making seven starts ... Scored 17 points in the season opener against USC Upstate ... Matched a career high with five blocks in the win over West Virginia ... Had three steals and seven rebounds against Western Carolina ... Scored nine points and grabbed nine rebounds against VMI ... Scored four points and grabbed four rebounds against Seton Hall ... Put up eight points in 15 minutes of action against Winthrop ... Scored five points against UMES ... Scored a career-high 20 points and added six rebounds at Notre Dame ... Grabbed six rebounds and scored four points at Virginia ... Led the team with 13 points, also grabbing four rebounds at Florida State ... Scored eight points and brought down 11 rebounds, nine on the offensive end, at Pittsburgh ... Missed the game against Miami due to illness.


CAREER STATISTICS

Year	GP-GS	Min-Avg.	FGM-FGA-Pct.	3FG-FGA-Pct.	FTM-FTA-Pct.	Off.-Def.	Reb.-Avg.	A-TO	Blk	Stl	TP-Avg.
09-10	21-0	165-7.9	12-34-.353	0-0-.000	7-14-.500	20-17	37-1.8	3-6	16	4	31-1.5
10-11	4-0	21-5.3	1-4-.250	0-0-.000	0-0-.000	1-1	2-0.5	0-0	1	0	2-0.5
11-12	33-9	620-18.8	83-161-.516	0-0-.000	29-56-.518	63-67	130-3.9	13-25	25	23	195-5.9
12-13	32-30	790-24.7	94-195-.482	0-0-.000	23-53-.434	88-116	204-6.4	18-36	34	13	211-6.6
13-14	21-7	341-16.2	43-89-.483	0-0-.000	26-40-.650	31-36	67-3.2	12-23	15	6	112-5.3
Career	111-46	1937-17.5	233-483-.482	0-0-.000	85-163-.521	203-237	440-4.0	46-90	91	46	551-5.0

JARELL EDDIE

SENIOR • FORWARD • 6-7 • 209
CHARLOTTE, N.C. • THE CANNON SCHOOL

#31



SEASON STATISTICS

Opponent	Min	FG-A-%	3FG-A-%	FT-A-%	O-D-T	A	TO	Blk	Stl	Pts
-USC UPSTATE #	35	6-21-.286	2-9-.222	4-5-.800	0-7-7	1	2	0	1	18
-WEST VIRGINIA	23	3-8-.375	0-1-.000	4-5-.800	1-2-3	1	3	0	0	10
-WESTERN CAROLINA #	29	6-10-.600	3-5-.600	2-3-.667	1-5-6	0	0	1	0	17
-VMI	33	7-12-.583	5-5-1.000	2-2-1.000	2-5-7	1	2	0	0	21
-No. 1 Michigan State #	24	7-12-.583	6-9-.667	3-3-1.000	0-1-1	0	0	0	0	23
-Seton Hall #	37	6-19-.314	3-8-.375	4-5-.800	1-10-11	4	2	4	1	19
-FURMAN	33	6-15-.400	2-9-.222	0-0-.000	3-7-10	2	0	1	0	14
-RADFORD	34	5-14-.357	2-4-.500	1-1-1.000	1-9-10	2	2	1	0	13
-WINTHROP	37	13-18-.722	6-8-.750	2-2-1.000	1-6-7	2	2	0	1	34
-Miami *	43	9-23-.391	6-14-.267	0-0-.000	1-7-8	0	2	0	2	24
-Virginia Commonwealth ^	32	4-10-.400	4-7-.571	0-4-.000	1-0-1	4	5	0	0	12
-UNCG	37	1-12-.083	0-4-.000	2-2-1.000	1-1-2	2	3	0	0	4
-MAYLAND-EASTERN SHORE	31	5-11-.455	3-6-.500	4-4-1.000	1-8-9	1	1	1	0	17
-No. 2 SYRACUSE *	29	2-9-.222	2-5-.400	0-0-.000	1-1-2	3	1	1	0	6
-BOSTON COLLEGE *	30	3-14-.214	1-6-.167	3-3-1.000	1-7-8	1	2	1	0	10
-CLEMSON *	33	1-6-.167	1-5-.200	0-0-.000	0-2-2	3	2	0	1	3
Notre Dame *	24	1-5-.200	0-1-.000	0-0-.000	1-3-4	1	3	0	1	2
-WAKE FOREST *	35	5-16-.313	4-10-.400	6-6-1.000	2-3-5	1	0	0	0	20
-Virginia *	21	2-10-.200	1-7-.143	2-4-.500	2-2-4	2	2	0	0	7
-Boston College *	32	8-13-.615	3-6-.500	4-6-.667	4-6-10	0	1	0	0	23
-MARYLAND *	22	0-9-.000	0-5-.000	2-4-.500	1-1-2	1	2	0	0	2
-Florida State *	32	3-14-.214	1-7-.143	0-0-.000	1-4-5	1	0	0	1	7
-No. 25 Pittsburgh *	46	5-15-.333	5-12-.417	0-0-.000	1-4-5	1	1	0	1	15
-MIAMI *	37	2-7-.286	2-5-.400	1-2-.500	0-2-2	0	1	0	0	7
-No. 14 VIRGINIA *	29	1-8-.125	1-7-.143	4-5-.800	0-0-0	0	2	0	1	7
-NC STATE *	33	3-7-.429	3-6-.500	5-6-.833	0-6-6	1	3	0	1	14
-No. 6 Duke	37	3-12-.250	1-6-.167	2-2-1.000	0-7-7	0	1	0	0	9
-No. 19 NORTH CAROLINA * Maryland * Georgia Tech *	38	6-13-.462	3-9-.333	3-3-1.000	0-7-7	0	2	1	0	18

*- ACC games; # - Coaches vs. Cancer Classic; ^ - Governor's Holiday Hoops Classic.

2013-2014 NOTES

Has played in all 28 games, missing just one start ... Led the team with 18 points, also grabbing seven boards against USC Upstate ... Scored 10 points in the win over West Virginia ... Scored 17 points and brought down six rebounds against Western Carolina ... Was a perfect 5-for-5 from three-point range, finishing the game against VMI with 21 points and seven rebounds ... Made six threes enroute to a 23-point night against Michigan State ... Posted his first double-double of the season grabbing 11 rebounds and scoring 19 points, while also adding four assists and four blocks against Seton Hall ... Made it back-to-back double-doubles with 14 points and 10 boards against Furman ... Recorded 13 points and 10 rebounds in the win over Radford ... Scored 17 straight points in the first half, enroute to a 34-point performance against Winthrop ... Scored Tech's final 11 points of regulation to force overtime in Miami, finishing the game with 24 points and eight rebounds ... Earned ACC Player of the Week honors for his play at Miami ... Scored 12 points and added four assists against VCU ... Scored 17 points and grabbed nine rebounds in the win over UMES ... Surpassed the 1,000-point mark in his career with six points against No. 2 Syracuse ... Scored 10 points and grabbed eight rebounds against Boston College ... Put up 20 points, going 6 for 6 from the free throw line against Wake Forest ... Recorded a double-double with 23 points and 10 rebounds at Boston College ... Scored 15 points and grabbed five rebounds at Pittsburgh ... Scored seven points in the win over Miami ... Helped lead the way with 14 points and six rebounds against NC State ... Scored nine points and grabbed seven rebounds at No. 6 Duke ... Scored 18 points and brought down seven rebounds on Senior Night against No. 19 North Carolina.

SEASON/CAREER GAME HIGHS

POINTS	
Season	34 vs Winthrop (12/3/13)
Career	34 vs Winthrop (12/3/13)
ACC	24 at Miami (12/8/13)

MINUTES PLAYED	
Season	46 at Pittsburgh (2/8/14)
Career	46 at Pittsburgh (2/8/14)
ACC	46 at Pittsburgh (2/8/14)

FIELD GOALS MADE	
Season	13 vs Winthrop (12/3/13)
Career	13 vs Winthrop (12/3/13)
ACC	9 vs NC State (3/14/13), at Miami (12/8/13)

FIELD GOAL ATTEMPTS	
Season	23 at Miami (12/8/13)
Career	23 at Miami (12/8/13)
ACC	23 at Miami (12/8/13)

3-PT FIELD GOALS MADE	
Season	6, 3x, last at Miami (12/8/13)
Career	6, 3x, last at Miami (12/8/13)
ACC	6 at Miami (12/8/13)

3-PT FIELD GOAL ATTEMPTS	
Season	14 at Miami (12/8/13)
Career	14 at Miami (12/8/13)
ACC	14 at Miami (12/8/13)

FREE THROWS MADE	
Season	6 vs Wake Forest (1/22/14)
Career	9 at UNCG (11/19/12)
ACC	7 at Clemson (1/27/13)

FREE THROW ATTEMPTS	
Season	6, 3x, last vs NC State (2/22/14)
Career	10 at UNCG (11/19/12)
ACC	8 at Clemson (1/27/13)

REBOUNDS	
Season	11 vs Seton Hall (11/23/13)
Career	14 vs BYU (1/25/12)
ACC	10 at UVa (1/22/12), at BC (1/29/14)

ASSISTS	
Season	4 vs SHU (11/23/13), vs VCU (12/21/13)
Career	5 vs Syracuse (11/23/11), vs BYU (1/25/12)
ACC	4 vs Georgia Tech (2/18/12)

BLOCKS	
Season	4 vs Seton Hall (11/23/13)
Career	4 vs Seton Hall (11/23/13)
ACC	3 vs Georgia Tech (2/9/13)

STEALS	
Season	2 at Miami (12/8/13)
Career	3 vs Iowa (11/27/12)
ACC	2, 3x, last at Miami (12/8/13)



CAREER STATISTICS

Year	GP-GS	Min-Avg.	FGM-FGA-Pct.	3FG-FGA-Pct.	FTM-FTA-Pct.	Off.-Def.	Reb-Avg.	A-TO	Blk	Stl	TP-Avg.
10-11	27-0	295-10.9	25-68-.368	7-32-.819	22-32-.688	18-41	59-2.2	13-17	9	4	79-2.9
11-12	31-30	853-27.5	91-209-.435	52-116-.448	55-64-.859	17-140	157-5.1	44-45	14	16	289-9.3
12-13	32-28	970-30.3	131-331-.396	51-159-.321	80-95-.842	34-144	178-5.6	42-66	24	11	393-12.3
13-14	28-27	906-32.4	123-343-.359	70-186-.376	60-77-.779	28-123	151-5.4	35-47	11	11	376-13.4
Career	120-87	3071-25.6	372-961-.387	182-499-.365	221-272-.813	97-450	547-4.6	136-177	58	43	1147-9.6

C.J. BARKSDALE

JUNIOR • FORWARD • 6-8 • 232
DANVILLE, VA. • HARGRAVE MIL. ACAD.

#42



SEASON STATISTICS

SEASON/CAREER GAME HIGHS

Opponent	Min	FG-A-%	3FG-A-%	FT-A-%	O-D-T	A	TO	Blk	Stl	Pts
USC UPSTATE #		-- DNP --								
WEST VIRGINIA		-- DNP --								
WESTERN CAROLINA #		-- DNP --								
VMI	26	7-12-.583	0-1-.000	2-2-1.000	1-5-6	3	2	1	0	16
No. 1 Michigan State #	21	2-5-.200	0-0-.000	4-4-1.000	3-4-7	0	0	1	0	8
-Seton Hall #	30	3-6-.500	0-1-.000	3-4-.750	1-4-5	0	2	1	1	9
-FURMAN	24	4-11-.364	0-1-.000	1-1-1.000	3-3-6	1	2	1	0	9
-RADFORD	26	5-10-.500	0-1-.000	4-4-1.000	5-5-10	1	0	2	1	14
-WINTHROP	30	4-7-.571	1-3-.333	4-5-.800	0-6-6	1	2	2	0	13
Miami *		--DNP--								
Virginia Commonwealth ^	7	1-1-1.000	0-0-.000	0-0-.000	1-0-1	0	0	0	1	2
UNCG	6	0-0-.000	0-0-.000	0-0-.000	0-1-1	0	2	0	0	0
MAYLAND-EASTERN SHORE	17	3-6-.500	1-1-1.000	2-2-1.000	4-2-6	2	1	0	0	9
No. 2 SYRACUSE *	20	5-6-.833	0-0-.000	2-3-.667	1-3-4	0	1	1	0	12
-BOSTON COLLEGE *	30	4-8-.500	2-2-1.000	1-2-.500	2-1-3	0	0	0	1	11
-CLEMSON *	24	2-4-.500	0-0-.000	0-0-.000	0-4-4	1	1	2	0	4
-Notre Dame *	19	5-6-.833	2-3-.667	0-1-.000	0-4-4	0	1	0	0	12
-WAKE FOREST *	16	1-8-.125	1-5-.200	0-0-.000	0-2-2	1	0	0	0	3
-Virginia *	13	3-4-.750	0-0-.000	1-2-.500	0-0-0	0	1	0	0	0
Boston College *		-- DNP --								
MARYLAND *		-- DNP --								
Florida State *		-- DNP --								
No. 25 Pittsburgh *		-- DNP --								
MIAMI *	22	5-9-.556	2-3-.667	0-0-.000	4-3-7	0	0	1	0	12
No. 14 VIRGINIA *	18	2-8-.250	1-4-.250	0-0-.000	2-2-4	0	2	0	0	5
NC STATE *	25	4-9-.444	0-3-.000	1-2-.500	3-3-6	0	1	1	2	9
No. 6 Duke	12	4-4-1.000	1-1-1.000	0-0-.000	0-0-0	0	1	1	0	9
No. 19 NORTH CAROLINA *	30	0-2-.000	0-2-.000	4-4-1.000	2-5-7	2	0	0	1	4
Maryland *										
Georgia Tech *										

* - ACC games; # - Coaches vs. Cancer Classic; ^ - Governor's Holiday Hoops Classic.

POINTS

Season	16 vs VMI (11/18/13)
Career	17 vs Florida State (2/24/13)
ACC	17 vs Florida State (2/24/13)

MINUTES PLAYED

Season	30, 4x, last vs North Carolina (3/1/14)
Career	34 vs GSU (12/15/12)
ACC	33 at Georgia Tech (1/12/13)

FIELD GOALS MADE

Season	7 vs VMI (11/18/13)
Career	7 vs VMI (11/18/13)
ACC	6 vs Duke (2/21/13), at Miami (2/27/13)

FIELD GOAL ATTEMPTS

Season	12 vs VMI (11/18/13)
Career	12 vs VMI (11/18/13)
ACC	9, 3x, last vs NC State (2/22/14)

3-PT FIELD GOALS MADE

Season	2, 3x, last vs. Miami (2/15/14)
Career	2, 3x, last vs. Miami (2/15/14)
ACC	2, 3x, last vs. Miami (2/15/14)

3-PT FIELD GOAL ATTEMPTS

Season	3, 4x, last vs NC State (2/22/14)
Career	3, 4x, last vs NC State (2/22/14)
ACC	3, 3x, last vs NC State (2/22/14)

FREE THROWS MADE

Season	4, 4x, last vs North Carolina (3/1/14)
Career	9 vs Florida State (2/24/13)
ACC	9 vs Florida State (2/24/13)

FREE THROW ATTEMPTS

Season	5 vs Winthrop (12/3/13)
Career	11 vs Florida State (2/24/13)
ACC	11 vs Florida State (2/24/13)

REBOUNDS

Season	10 vs Radford (11/29/13)
Career	10, 3x, last vs Radford (11/29/13)
ACC	10 at Georgia Tech (1/12/13)

ASSISTS

Season	3 vs VMI (11/18/13)
Career	3 vs VMI (11/18/13)
ACC	2, 4x, last vs North Carolina (3/1/14)

BLOCKS

Season	2, 3x, last vs Clemson (1/15/14)
Career	3 at WVU (12/8/12)
ACC	2 vs Clemson (1/15/14)

STEALS

Season	2 NC State (2/22/14)
Career	2, 5x, last vs NC State (2/22/14)
ACC	2, 3x, last vs NC State (2/22/14)



2013-2014 NOTES

Has played in 20 games, making nine starts ... Missed the first three games of the season due to suspension ... Scored 16 points and grabbed six rebounds in his season debut against VMI ... Brought down seven rebounds and scored eight points against Michigan State ... Scored nine points and grabbed five rebounds against Seton Hall ... Grabbed six rebounds and scored nine points against Furman ... Earned his first double-double of the season scoring 14 points and adding 10 rebounds in the win over Radford ... Totaled six rebounds and 13 points against Winthrop ... Missed the game at Miami due to a sprained knee ... Saw action early against VCU but suffered a sprained left ankle in the first half and did not return ... Put up nine points and six rebounds against UMES ... Led the team with 12 points against No. 2 Syracuse ... Returned to the starting lineup and scored 11 points against Boston College ... Scored 12 points and brought down four rebounds at Notre Dame ... Missed the games at Boston College, against Maryland, at Florida State and Pittsburgh due to a groin injury ... Returned against Miami and helped lead the Hokies with 12 points and seven rebounds ... Scored five points and added four rebounds against Virginia ... Scored nine points and grabbed six rebounds against NC State ... Didn't miss a shot, going 4-for-4 from the field including a three to finish with nine points at No. 6 Duke ... Grabbed seven rebounds against No. 19 North Carolina.

CAREER STATISTICS

Year	GP-GS	Min-Avg.	FGM-FGA-Pct.	3FG-FGA-Pct.	FTM-FTA-Pct.	Off.-Def.	Reb.-Avg.	A-TO	Blk	Stl	TP-Avg.
11-12	32-1	379-11.8	30-72-.417	0-0-.000	27-36-.750	39-47	86-2.7	9-14	8	8	87-2.7
12-13	31-30	667-21.5	69-132-.523	0-0-.000	37-48-.771	45-101	146-4.7	19-27	16	12	175-5.6
13-14	20-9	416-20.8	64-126-.508	11-31-.355	29-36-.806	32-57	89-4.5	12-19	14	7	168-8.4
Career	83-40	1462-17.6	163-330-.494	11-31-.355	93-120-.775	116-205	321-3.9	40-60	38	27	430-5.2

CHRISTIAN BEYER

JUNIOR • FORWARD • 6-7 • 200
NEW BERN, N.C. • NEW BERN

#22



SEASON STATISTICS

SEASON/CAREER GAME HIGHS

Opponent	Min	FG-A-%	3FG-A-%	FT-A-%	O-D-T	A	TO	Blk	Stl	Pts
USC UPSTATE #	11	0-0-.000	0-0-.000	0-2-.000	2-2-4	1	1	0	0	0
WEST VIRGINIA	13	1-1-1.000	0-0-.000	1-2-.500	1-4-5	0	0	0	0	3
WESTERN CAROLINA #	2	0-0-.000	0-0-.000	0-0-.000	0-0-0	0	0	0	0	0
VMI		--DNP--								
No. 1 Michigan State #	11	1-2-.500	1-2-.500	0-0-.000	1-1-2	0	0	0	0	3
Seton Hall #		--DNP--								
FURMAN	2	0-0-.000	0-0-.000	0-0-.000	0-0-0	0	0	0	0	0
RADFORD	2	0-0-.000	0-0-.000	0-0-.000	0-0-0	0	0	0	0	0
WINTHROP	8	0-0-.000	0-0-.000	0-0-.000	0-1-1	1	3	0	1	0
Miami *	4	0-1-.000	0-0-.000	0-0-.000	0-1-1	0	0	1	0	0
Virginia Commonwealth ^	16	1-3-.333	0-1-.000	0-0-.000	3-5-8	0	2	0	0	2
UNCG	1	0-0-.000	0-0-.000	0-0-.000	0-0-0	0	0	0	0	0
MAYLAND-EASTERN SHORE	13	2-2-1.000	1-1-1.000	0-0-.000	0-4-4	2	0	0	0	5
No. 2 SYRACUSE *		--DNP--								
BOSTON COLLEGE *	9	1-1-1.000	0-0-.000	1-2-.500	1-0-1	0	1	0	0	3
CLEMSON *	26	2-3-.667	0-1-.000	0-0-.000	3-4-7	0	0	0	0	4
Notre Dame *	23	0-0-.000	0-0-.000	0-0-.000	0-4-4	1	1	0	1	0
WAKE FOREST *	8	0-1-.000	0-0-.000	0-0-.000	2-0-2	1	1	0	0	0
Virginia *	3	0-0-.000	0-0-.000	0-0-.000	0-0-0	0	0	0	0	0
Boston College *	27	3-5-.600	0-0-.000	1-2-.500	1-5-6	1	1	0	0	7
MARYLAND *	17	1-2-.500	0-1-.000	0-0-.000	0-1-1	0	1	0	2	2
Florida State *	12	0-1-.000	0-0-.000	0-0-.000	0-1-1	1	0	0	1	1
No. 25 Pittsburgh *	3	0-0-.000	0-0-.000	0-0-.000	2-2-4	0	0	0	0	0
MIAMI *	5	0-0-.000	0-0-.000	0-0-.000	0-1-1	0	1	0	0	0
No. 14 VIRGINIA *	1	0-0-.000	0-0-.000	0-0-.000	0-0-0	0	0	0	0	0
NC STATE *	12	1-2-.500	0-1-.000	0-1-.000	2-2-4	0	0	0	0	2
No. 6 Duke	13	0-0-.000	0-0-.000	0-0-.000	1-2-3	1	1	0	0	0
No. 19 NORTH CAROLINA *	7	0-0-.000	0-0-.000	0-0-.000	0-1-1	0	1	0	0	0
Maryland *										
Georgia Tech *										

*- ACC games; # - Coaches vs. Cancer Classic; ^ - Governor's Holiday Hoops Classic.

POINTS

Season	7 at Boston College (1/29/14)
Career	9 vs BYU (12/19/12)
ACC	7 at Boston College (1/29/14)

MINUTES PLAYED

Season	27 at Boston College (1/29/14)
Career	27 vs Bradley (12/22/12), at BC (1/29/14)
ACC	27 at Boston College (1/29/14)

FIELD GOALS MADE

Season	3 at Boston College (1/29/14)
Career	4 vs BYU (12/19/12)
ACC	3 at MD (1/7/13), at BC (1/29/14)

FIELD GOAL ATTEMPTS

Season	5 at Boston College (1/29/14)
Career	6 vs BYU (12/19/13)
ACC	5 at MD (1/7/13), at BC (1/29/14)

3-PT FIELD GOALS MADE

Season	1 vs MSU (11/22/13), vs UMES (12/31/13)
Career	1, 3x, last vs UMES (12/31/13)
ACC	1 at Clemson (1/27/13)

3-PT FIELD GOAL ATTEMPTS

Season	2 vs Michigan State (11/22/13)
Career	3 vs MVSU (12/10/12)
ACC	1, 7x, last vs NC State (2/22/14)

FREE THROWS MADE

Season	1, 3x, last at Boston College (1/29/14)
Career	3 vs Bradley (12/22/12)
ACC	2 vs Boston College (1/9/13)

FREE THROW ATTEMPTS

Season	2, 4x, last at Boston College (1/29/14)
Career	4 vs Bradley (12/22/12)
ACC	2, 6x, last at Boston College (1/29/14)

REBOUNDS

Season	8 vs VCU (12/21/13)
Career	11 vs BYU (12/19/12)
ACC	8 vs Boston College (1/9/13)

ASSISTS

Season	2 vs UMES (12/31/13)
Career	2, 3x, last vs UMES (12/31/13)
ACC	2 vs Boston College (1/9/13)

BLOCKS

Season	1 at Miami (12/8/13)
Career	1, 4x, last at Miami (12/8/13)
ACC	1 vs WF (1/19/13), at Miami (12/8/13)

STEALS

Season	1, 3x, last at Florida State (2/5/14)
Career	2 vs Bradley (12/22/12)
ACC	2 at Maryland (1/7/13)



2013-2014 NOTES

Has played in 25 games, making one start ... Saw 11 minutes of action, grabbing four rebounds in the opener against USC Upstate ... Scored three points and brought down five rebounds in the win over West Virginia ... Grabbed two rebounds and scored three points against Michigan State ... Had an assist, rebound and a steal against Winthrop ... Grabbed eight rebounds in 16 minutes against VCU ... Scored five points and added four rebounds against UMES Scored three points and grabbed a rebound against Boston College ... Grabbed seven rebounds in 26 minutes of action against Clemson ... Brought down four rebounds in the first start of his career at Notre Dame ... Scored seven points and grabbed six rebounds at Boston College ... Had four rebounds at Pittsburgh.


CAREER STATISTICS

Year	GP-GS	Min-Avg.	FGM-FGA-Pct.	3FG-FGA-Pct.	FTM-FTA-Pct.	Off.-Def.	Reb.-Avg.	A-TO	Blk	Stl	TP-Avg.
12-13	25-0	410-16.4	27-89-.303	13-55-.236	23-36-.639	24-71	95-3.8	13-22	10	3	90-3.6
13-14	25-1	249-10.0	13-24-.542	2-7-.286	3-9-.333	19-41	60-2.4	9-14	1	5	31-1.2
Career	48-1	467-9.7	28-61-.459	3-16-.188	14-25-.560	42-83	125-2.6	14-24	4	9	73-1.5

WILL JOHNSTON

JUNIOR • GUARD • 6-3 • 185
MIDLOTHIAN, VA. • MIDLOTHIAN

#25



SEASON STATISTICS

SEASON/CAREER GAME HIGHS

Opponent	Min	FG-A-%	3FG-A-%	FT-A-%	O-D-T	A	TO	Blk	Stl	Pts
USC UPSTATE #	11	2-2-1.000	2-2-1.000	0-0-0.000	0-0-0	0	0	0	0	6
WEST VIRGINIA	3	0-0-0.000	0-0-0.000	0-0-0.000	0-0-0	0	0	0	0	0
WESTERN CAROLINA #	3	0-0-0.000	0-0-0.000	0-0-0.000	0-0-0	0	0	0	0	0
VMI	4	0-0-0.000	0-0-0.000	2-2-1.000	0-1-1	0	1	0	0	2
No. 1 Michigan State #	12	1-3-.333	1-3-.000	1-2-.500	1-2-3	1	0	0	0	4
Seton Hall #		--DNP--								
FURMAN	26	4-6-.667	4-6-.667	0-0-0	1-4-5	1	0	0	1	12
RADFORD	22	1-2-.500	1-1-1.000	1-2-.500	0-1-1	0	0	0	0	4
-WINTHROP	30	1-7-.143	1-7-.143	0-0-0.000	0-0-0	1	0	0	0	3
-Miami *	3	0-1-.000	0-1-.000	0-0-0.000	0-2-2	0	0	0	0	0
Virginia Commonwealth ^	15	1-2-.500	1-2-.500	0-0-0.000	0-1-1	0	0	0	0	3
UNCG	16	0-1-.000	0-1-.000	1-2-.500	0-2-2	0	2	0	0	1
MAYLAND-EASTERN SHORE	25	3-6-.500	2-5-.400	1-2-.500	0-4-4	1	0	0	1	9
No. 2 SYRACUSE *	3	0-1-.000	0-1-.000	0-0-0.000	0-1-1	0	0	0	0	0
BOSTON COLLEGE *	10	0-1-.000	0-1-.000	0-0-0.000	0-2-2	0	0	0	0	0
CLEMSON *	8	0-1-.000	0-1-.000	0-0-0.000	1-0-1	1	0	0	0	0
Notre Dame *	25	1-2-.500	1-2-.500	0-0-0.000	0-0-0	2	1	0	0	3
-WAKE FOREST *	34	1-4-.250	1-3-.333	2-3-.667	1-1-2	2	1	0	1	5
-Virginia *	31	0-3-.000	0-3-.000	0-0-0.000	0-4-4	2	2	0	0	0
Boston College *	16	0-3-.000	0-3-.000	0-0-0.000	0-2-2	2	1	0	0	0
MARYLAND *	27	2-3-.667	1-2-.500	2-2-1.000	0-1-1	0	0	0	1	7
Florida State *	26	4-7-.571	4-7-.571	0-0-0.000	0-2-2	1	2	0	0	12
No. 25 Pittsburgh *	22	0-2-.000	0-2-.000	0-0-0.000	1-2-3	3	0	0	1	0
MIAMI *	18	0-1-.000	0-1-.000	0-0-0.000	0-3-3	0	0	0	0	0
No. 14 VIRGINIA *	28	1-3-.333	1-1-1.000	0-0-0.000	1-5-6	0	1	0	1	3
-NC STATE *	33	2-5-.400	2-5-.400	1-2-.500	0-3-3	0	1	0	0	7
-No. 6 Duke	30	0-1-.000	0-0-0.000	0-0-0.000	0-2-2	1	1	0	0	0
-No. 19 NORTH CAROLINA *	34	2-6-.333	2-6-.333	0-0-0.000	0-5-5	1	0	1	2	6
Maryland *										
Georgia Tech *										

POINTS

Season 12 vs Furman (11/26/13), at FSU (2/5/14)
Career 12 vs Furman (11/26/13), at FSU (2/5/14)
ACC 12 at Florida State (2/5/14)

MINUTES PLAYED

Season 34 vs WF (1/22/14), vs UNC (3/1/14)
Career 34 vs WF (1/22/14), vs UNC (3/1/14)
ACC 34 vs WF (1/22/14), vs UNC(3/1/14)

FIELD GOALS MADE

Season 4 vs Furman (11/26/13), at FSU (2/5/14)
Career 4 vs Furman (11/26/13), at FSU (2/5/14)
ACC 4 at Florida State (2/5/14)

FIELD GOAL ATTEMPTS

Season 7 vs Winthrop (12/3/13), at FSU (2/5/14)
Career 7 vs Winthrop (12/3/13) at FSU (2/5/14)
ACC 7 at Florida State (2/5/14)

3-PT FIELD GOALS MADE

Season 4 vs Furman (11/26/13), at FSU (2/5/14)
Career 4 vs Furman (11/26/13), at FSU (2/5/14)
ACC 4 at Florida State (2/5/14)

3-PT FIELD GOAL ATTEMPTS

Season 7 vs Winthrop (12/3/13), at FSU (2/5/14)
Career 7 vs Winthrop (12/3/13), at FSU (2/5/14)
ACC 7 at Florida State (2/5/14)

FREE THROWS MADE

Season 2, 3x, last vs Maryland (2/1/14)
Career 3 at BYU (12/29/12)
ACC 2 vs WF (1/22/14), vs Maryland (2/1/14)

FREE THROW ATTEMPTS

Season 3 vs Wake Forest (1/22/14)
Career 4 at BYU (12/29/12)
ACC 3 vs Wake Forest (1/22/14)

REBOUNDS

Season 6 vs Virginia (2/18/14)
Career 6 vs Virginia (2/18/14)
ACC 6 vs Virginia (2/18/14)

ASSISTS

Season 2, 3x, last at Boston College (1/29/14)
Career 2, 4x, last at Boston College (1/29/14)
ACC 2, 3x, last at Boston College (1/29/14)

BLOCKS

Season N/A
Career N/A
ACC N/A

STEALS

Season 2 vs North Carolina (3/1/14)
Career 3 vs Florida State (2/24/13)
ACC 3 vs Florida State (2/24/13)



2013-2014 NOTES

Has played in 27 games, making seven starts ... Scored six points against USC Upstate ... Put in two free throws and grabbed a rebound against VMI ... Scored four points and brought down three rebounds against Michigan State ... Had a career day against Furman, scoring 12 points and bringing down five rebounds ... Scored four points and grabbed a rebound against Radford ... Made the start in the win over Winthrop ... Scored nine points in the win over UMES ... Had two assists and three points at Notre Dame Scored five points and added two assists against Wake Forest ... Scored seven points against Maryland ... Matched a career best with 12 points at Florida State ... Had three assists and three rebounds at Pittsburgh ... Grabbed six rebounds against Virginia ... Scored seven points and brought down three rebounds against NC State ... Scored six points and grabbed five rebounds against No. 19 North Carolina.

CAREER STATISTICS

Year	GP-GS	Min-Avg.	FGM-FGA-Pct.	3FG-FGA-Pct.	FTM-FTA-Pct.	Off.-Def.	Reb.-Avg.	A-TO	Blk	Stl	TP-Avg.
11-12	4-0	8-2.0	1-3-.333	1-3-.333	0-0-.000	0-0	0-0.0	0-0	0	0	3-0.8
12-13	29-4	322-11.1	18-52-.346	17-48-.354	5-11-.455	3-9	12-0.4	8-5	0	7	58-2.0
13-14	27-7	515-19.1	26-73-.356	24-66-.364	11-17-.647	5-51	56-2.1	18-13	1	10	87-3.2
Career	60-11	845-14.1	45-128-.352	42-117-.359	16-28-.571	8-60	68-1.1	26-18	1	17	148-2.5

*- ACC games; # - Coaches vs. Cancer Classic; ^ - Governor's Holiday Hoops Classic.

ADAM SMITH

R-SOPHOMORE • GUARD • 6-1 • 170
JONESBORO, GA • UNC WILMINGTON

#3



SEASON STATISTICS

SEASON/CAREER GAME HIGHS

Opponent	Min	FG-A-%	3FG-A-%	FT-A-%	O-D-T	A	TO	Blk	Stl	Pts
-USC UPSTATE #	28	3-10-.300	1-2-.500	0-0-.000	0-3-3	3	1	0	0	7
-WEST VIRGINIA	33	7-12-.583	2-5-.200	3-3-1.000	1-3-4	1	4	0	0	19
-WESTERN CAROLINA #	29	3-12-.250	0-1-.000	0-0-.000	1-2-3	3	2	0	1	6
-VMI	30	4-10-.400	1-2-.500	2-4-.500	0-3-3	3	0	0	0	11
-No. 1 Michigan State #	28	9-19-.474	4-9-.444	5-5-1.000	0-6-6	5	3	0	1	27
-Seton Hall #	26	4-9-.444	3-5-.600	0-0-.000	0-3-3	1	2	0	0	11
-FURMAN	29	4-10-.400	3-7-.429	0-0-.000	0-1-1	3	2	0	0	11
-RADFORD	36	9-18-.500	2-5-.400	8-10-.800	0-4-4	5	0	0	0	28
WINTHROP		-- DNP --								
Miami *	21	3-9-.333	2-6-.333	0-0-.000	0-1-1	3	0	0	0	8
Virginia Commonwealth ^	15	1-5-.200	1-3-.333	0-0-.000	1-0-1	0	2	0	0	3
UNCG		-- DNP --								
MAYLAND-EASTERN SHORE		-- DNP --								
No. 2 SYRACUSE *	30	3-9-.333	3-9-.333	0-0-.000	0-1-1	1	1	0	0	9
BOSTON COLLEGE *	26	5-16-.313	2-9-.222	0-0-.000	1-0-1	1	1	0	0	12
CLEMSON *	15	1-5-.2000	0-2-.000	0-0-.000	0-0-0	0	2	0	0	2
-Notre Dame *	15	0-2-.000	0-2-.000	0-0-.000	0-1-1	1	0	0	0	0
WAKE FOREST *		-- DNP --								
Virginia *		-- DNP --								
Boston College *		-- DNP --								
MARYLAND *		-- DNP --								
Florida State *		-- DNP --								
No. 25 Pittsburgh *		-- DNP --								
MIAMI *		-- DNP --								
No. 14 VIRGINIA *		-- DNP --								
NC STATE *		-- DNP --								
No. 6 Duke		-- DNP --								
No. 19 NORTH CAROLINA *		-- DNP --								
Maryland *		-- DNP --								
Georgia Tech *		-- DNP --								

*- ACC games; # - Coaches vs. Cancer Classic; ^ - Governor's Holiday Hoops Classic.

POINTS

Season	28 vs Radford (11/29/13)
Career	28 vs Radford (11/29/13)
ACC	12 vs Boston College (1/11/14)

MINUTES PLAYED

Season	36 vs Radford (11/29/13)
Career	36 vs Radford (11/29/13)
ACC	30 vs Syracuse (1/7/14)

FIELD GOALS MADE

Season	9 vs MSU (11/22), vs Radford (11/29/13)
Career	9 vs MSU (11/22), vs Radford (11/29/13)
ACC	5 vs Boston College (1/11/14)

FIELD GOAL ATTEMPTS

Season	19 vs Michigan State (11/22/13)
Career	19 vs Michigan State (11/22/13)
ACC	16 vs Boston College (1/11/14)

3-PT FIELD GOALS MADE

Season	4 vs Michigan State (11/22/13)
Career	4 vs Michigan State (11/22/13)
ACC	3 vs Syracuse (1/7/14)

3-PT FIELD GOAL ATTEMPTS

Season	9, 3x, last vs Boston College (1/11/14)
Career	9, 3x, last vs Boston College (1/11/14)
ACC	9 vs SU (1/7/14), vs BC (1/11/14)

FREE THROWS MADE

Season	8 vs Radford (11/29/13)
Career	8 vs Radford (11/29/13)
ACC	N/A

FREE THROW ATTEMPTS

Season	10 vs Radford (11/29/13)
Career	10 vs Radford (11/29/13)
ACC	N/A

REBOUNDS

Season	6 vs Michigan State (11/22/13)
Career	6 vs Michigan State (11/22/13)
ACC	1, 4x, last at Notre Dame (1/19/14)

ASSISTS

Season	5 vs MSU (11/22), vs Radford (11/29/13)
Career	5 vs MSU (11/22), vs Radford (11/29/13)
ACC	3 at Miami (12/8/13)

BLOCKS

Season	N/A
Career	N/A
ACC	N/A

STEALS

Season	1 vs WCU (11/15/13), vs MSU (11/22/13)
Career	1 vs WCU (11/15/13), vs MSU (11/22/13)
ACC	N/A



2013-2014 NOTES

Has played in 14 games, making nine starts ... Scored seven points and added three assists against USC Upstate ... Put up 19 points in the win over West Virginia ... Had six points and three assists against Western Carolina ... Had three assists and 11 points against VMI ... Led the team with 27 points, adding six boards and five assists against Michigan State ... Put up 11 points and grabbed three rebounds against Seton Hall ... Had 11 points and three assists against Furman ... Scored 28 points and added five assists in the win over Radford ... Missed the Winthrop game due to a left calf strain ... Had eight points and three assists at Miami ... Saw early action against VCU but did not return in the second half, still dealing with a calf strain ... Did not play against UNCG or UMES continuing to work back from a calf injury ... Returned against No. 2 Syracuse, finishing with nine points in 30 minutes of action ... Scored 12 points against Boston College ... Suffering from a left calf injury, his return this season is undetermined.

CAREER STATISTICS


Year	GP-GS	Min-Avg.	FGM-FGA-Pct.	3FG-FGA-Pct.	FTM-FTA-Pct.	Off.-Def.	Reb-Avg.	A-TO	Blk	Stl	TP-Avg.
(11-12)*	31-29	939-30.3	150-396-.379	58-175-.331	67-82-.817	12-88	100-3.2	49-47	1	15	425-13.7
13-14	14-9	361-25.8	56-146-.384	24-67-.358	18-22-.818	3-29	32-2.3	30-20	0	2	154-11.0

*While at UNCW

JOEY van ZEGEREN

R-SOPHOMORE • FORWARD • 6-10 • 220
HOOGEVEEN, THE NETHERLANDS • CANARIAS

#2



SEASON STATISTICS

Opponent	Min	FG-A-%	3FG-A-%	FT-A-%	O-D-T	A	TO	Blk	Stl	Pts
USC UPSTATE #	22	1-5-.200	0-1-.000	0-3-.000	4-3-7	0	0	5	0	2
WEST VIRGINIA	9	0-2-.000	0-0-.000	2-2-1.000	2-1-3	0	2	2	0	2
WESTERN CAROLINA #	20	3-4-.750	0-0-.000	3-8-.375	1-3-4	1	0	1	0	9
VMI	4	1-1-1.000	0-0-.000	1-2-.500	2-3-5	0	0	1	0	3
No. 1 Michigan State #	11	0-1-.000	0-0-.000	0-0-.000	0-0-0	0	1	0	0	0
Seton Hall #	13	0-2-.000	0-0-.000	1-2-.500	3-1-4	0	1	3	0	1
FURMAN	22	4-5-.800	0-0-.000	2-4-.500	2-3-5	0	3	1	1	10
-RADFORD	16	0-0-.000	0-0-.000	1-2-.500	1-5-6	2	2	3	1	1
-WINTHROP	21	4-6-.667	0-0-.000	1-5-.200	2-5-7	0	3	2	1	9
-Miami *	35	4-9-.444	0-0-.000	0-0-.000	6-4-10	0	2	2	1	8
-Virginia Commonwealth ^	20	2-3-.667	0-0-.000	0-0-.000	2-3-5	0	1	3	0	4
-UNCG	29	5-8-.625	0-0-.000	1-2-.500	4-3-7	0	1	2	0	11
-MAYLAND-EASTERN SHORE	22	1-5-.200	0-0-.000	1-2-.500	0-1-1	0	1	0	0	3
-No. 2 SYRACUSE *	28	3-7-.429	0-0-.000	0-3-.000	5-0-5	2	2	2	1	6
-BOSTON COLLEGE *	27	1-2-.500	0-0-.000	0-0-.000	1-3-4	0	1	5	0	2
-CLEMSON *	25	5-6-.833	0-0-.000	1-4-.250	2-3-5	0	0	0	1	11
-Notre Dame *	16	2-2-1.000	0-0-.000	0-0-.000	1-3-4	0	6	6	0	4
-WAKE FOREST *	15	3-8-.375	0-0-.000	0-1-.000	4-1-5	0	0	0	2	6
-Virginia *	23	2-3-.667	0-0-.000	3-8-.375	1-1-2	0	1	0	0	7
-Boston College *	17	2-5-.200	0-0-.000	0-0-.000	2-4-6	0	0	0	0	4
-MARYLAND *	23	3-8-.375	0-0-.000	2-7-.286	1-4-5	0	0	2	0	8
-Florida State *	23	0-2-.000	0-0-.000	0-2-.000	5-4-9	0	3	1	0	0
-No. 25 Pittsburgh *	32	4-6-.667	0-0-.000	2-3-.333	2-3-5	0	3	3	1	10
-MIAMI *	22	2-6-.667	0-0-.000	0-1-.000	0-6-6	0	1	2	0	4
-No. 14 VIRGINIA *	28	6-7-.857	0-0-.000	1-3-.333	3-4-7	3	1	1	1	13
-NC STATE *	31	3-6-.500	0-0-.000	3-9-.333	1-2-3	0	2	0	0	9
-No. 6 Duke	27	4-9-.444	0-0-.000	0-0-.000	1-7-8	1	2	3	1	8
-No. 19 NORTH CAROLINA *	19	1-3-.333	0-0-.000	0-0-.000	0-0-0	0	2	0	0	2
Maryland *										
Georgia Tech *										

* - ACC games; # - Coaches vs. Cancer Classic; ^ - Governor's Holiday Hoops Classic.

SEASON/CAREER GAME HIGHS

POINTS	
Season	13 vs Virginia (2/18/14)
Career	13 vs Virginia (2/18/14)
ACC	13 vs Virginia (2/18/14)

MINUTES PLAYED	
Season	35 at Miami (12/8/13)
Career	35 at Miami (12/8/13)
ACC	35 at Miami (12/8/13)

FIELD GOALS MADE	
Season	6 vs Virginia (2/18/14)
Career	6 vs Virginia (2/18/14)
ACC	6 vs Virginia (2/18/14)

FIELD GOAL ATTEMPTS	
Season	9 at Miami (12/8/13), at Duke (2/25/14)
Career	9 at Miami (12/8/13), at Duke (2/25/14)
ACC	9 at Miami (12/8/13), at Duke (2/25/14)

3-PT FIELD GOALS MADE	
Season	N/A
Career	N/A
ACC	N/A

3-PT FIELD GOAL ATTEMPTS	
Season	1 vs USC Upstate (11/9), vs WU (12/3/13)
Career	1 vs USC Upstate (11/9), vs WU (12/3/13)
ACC	N/A

FREE THROWS MADE	
Season	3, 3x, last vs NC State (2/22/14)
Career	4 vs Iowa (11/27/12)
ACC	4 at Maryland (1/5/13)

FREE THROW ATTEMPTS	
Season	9 vs NC State (2/22/14)
Career	9 vs NC State (2/22/14)
ACC	9 vs NC State (2/22/14)

REBOUNDS	
Season	10 at Miami (12/8/13)
Career	10 at Miami (12/8/13)
ACC	10 at Miami (12/8/13)

ASSISTS	
Season	3 vs Virginia (2/18/14)
Career	3 vs Virginia (2/18/14)
ACC	3 vs Virginia (2/18/14)

BLOCKS	
Season	6 at Notre Dame (1/19/14)
Career	6 at Notre Dame (1/19/14)
ACC	6 at Notre Dame (1/19/14)

STEALS	
Season	2 vs Wake Forest (1/22/14)
Career	2 at BYU (12/29/12), vs WF (1/22/14)
ACC	2 vs Wake Forest (1/22/14)



2013-2014 NOTES

Has played in all 28 games, making 21 starts ... Blocked five shots in the season opener against USC Upstate ... Blocked two shots and grabbed three rebounds in the win over West Virginia ... Scored nine points and brought down four rebounds against Western Carolina ... Grabbed five rebounds against VMI ... Blocked three shots and brought down four rebounds against Seton Hall ... Scored 10 points and added five rebounds against Furman ... Made his first start of the season against Radford, grabbing six rebounds and blocking three shots ... Neared a double-double with nine points and seven rebounds against Winthrop ... Grabbed 10 rebounds and scored eight points in the overtime win at Miami ... Blocked three shots and brought down five rebounds against VCU ... Scored 11 points and grabbed seven rebounds against UNCG ... Had six points, five rebounds and two blocks against No. 2 Syracuse ... Blocked five shots against Boston College ... Scored 11 points and brought down five rebounds against Clemson ... Blocked a career-high six shots at Notre Dame ... Scored seven points at Virginia ... Grabbed six rebounds at Boston College ... Scored eight points and brought down five rebounds against Maryland ... Grabbed nine rebounds and blocked a shot before fouling out at Florida State ... Blocked three shots and scored 10 points at Pittsburgh ... Scored a career-high 13 points against Virginia, adding seven rebounds and three assists ... Scored nine points against NC State ... Blocked three shots, also posting eight points and eight rebounds at No. 6 Duke.

CAREER STATISTICS

Year	GP-GS	Min-Avg.	FGM-FGA-Pct.	3FG-FGA-Pct.	FTM-FTA-Pct.	Off.-Def.	Reb-Avg.	A-TO	Blk	Stl	TP-Avg.
11-12	3-0	10-3.3	0-0-.000	0-0-.000	0-0-.000	0-0	0-0.0	0-0	1	0	0-0.0
12-13	32-4	467-14.6	41-78-.526	0-0-.000	25-55-.455	46-54	100-3.1	4-35	21	9	107-3.3
13-14	28-21	599-21.4	66-131-.504	0-1-.000	25-73-.342	58-80	138-4.9	9-41	50	11	157-5.6
Career	63-25	1076-17.1	107-209-.512	0-1-.000	50-128-.391	104-134	238-3.8	13-76	72	20	264-4.2

MARSHALL WOOD

SOPHOMORE • FORWARD • 6-8 • 210
RUSTBURG, VA. • RUSTBURG

#33



SEASON STATISTICS

SEASON/CAREER GAME HIGHS

Opponent	Min	FG-A-%	3FG-A-%	FT-A-%	O-D-T	A	TO	Blk	Stl	Pts
-USC UPSTATE #	21	1-4-.250	1-4-.250	0-0-.000	0-3-3	0	0	1	0	3
-WEST VIRGINIA	22	1-5-.200	0-2-.200	2-2-1.000	1-5-6	0	1	0	0	4
-WESTERN CAROLINA #	13	1-3-.333	1-2-.500	0-0-.000	1-1-2	1	2	1	0	3
-VMI	14	2-4-.500	1-1-1.000	2-2-1.000	1-7-8	0	0	0	0	7
-No. 1 Michigan State #	19	2-2-1.000	0-0-.000	1-1-1.000	2-3-5	1	1	0	0	5
Seton Hall #	14	1-2-.500	0-0-.000	1-2-.500	1-2-3	1	2	0	0	3
FURMAN	19	4-8-.500	3-5-.600	2-2-1.000	1-3-4	1	1	1	0	13
RADFORD	24	3-4-.750	1-2-.500	3-3-1.000	0-6-6	0	1	1	0	10
WINTHROP	20	1-3-.333	1-2-.500	0-0-.000	2-5-7	2	3	1	0	3
-Miami *	30	3-9-.333	3-6-.500	0-0-.000	1-5-6	1	2	0	1	9
-Virginia Commonwealth ^	17	2-5-.400	2-3-.667	0-0-.000	1-3-4	0	2	0	0	6
-UNCG	33	4-13-.308	2-7-.286	4-6-.667	0-5-5	0	1	1	0	14
-MAYLAND-EASTERN SHORE	21	3-7-.429	0-2-.000	1-2-.500	2-3-5	0	0	0	1	7
No. 2 SYRACUSE *	8	0-1-.000	0-0-.000	0-0-.000	0-2-2	0	0	0	0	0
BOSTON COLLEGE *	1	0-0-.000	0-0-.000	0-0-.000	0-0-0	0	0	0	0	0
CLEMSON *		--DNP--								
Notre Dame *	13	0-2-.000	0-1-.000	0-0-.000	1-4-5	0	1	0	0	0
WAKE FOREST *	10	1-2-.500	0-1-.000	0-0-.000	1-0-1	1	0	0	0	2
Virginia *	7	0-1-.000	0-1-.000	0-0-.000	0-2-2	0	1	0	0	0
-Boston College *	13	0-3-.000	0-0-.000	1-2-.500	3-0-3	0	1	0	0	1
-MARYLAND *	16	1-4-.250	0-1-.000	0-0-.000	3-1-4	0	1	1	0	2
Florida State *		--DNP--								
No. 25 Pittsburgh *		--DNP--								
MIAMI *		--DNP--								
No. 14 VIRGINIA *		--DNP--								
NC STATE *	9	0-1-.000	0-1-.000	0-0-.000	0-2-2	0	1	0	0	0
No. 6 Duke	7	0-0-.000	0-0-.000	0-0-.000	0-0-0	0	2	0	0	0
No. 19 NORTH CAROLINA *	11	1-1-1.000	1-1-1.000	0-0-.000	0-2-2	0	1	0	0	3
Maryland *										
Georgia Tech *										

*- ACC games; # - Coaches vs. Cancer Classic; ^ - Governor's Holiday Hoops Classic.

POINTS

Season 14 vs UNCG (12/28/13)
Career 14 at NC St (2/16/13), vs UNCG (12/28/13)
ACC 14 at NC State (2/16/13)

MINUTES PLAYED

Season 33 vs UNCG (12/28/13)
Career 33 vs UNCG (12/28/13)
ACC 31 at NC State (2/16/13)

FIELD GOALS MADE

Season 4 vs Furman (11/26), vs UNCG (12/28/13)
Career 5 at NC State (2/16/13)
ACC 5 at NC State (2/16/13)

FIELD GOAL ATTEMPTS

Season 13 vs UNCG (12/28/13)
Career 13 vs UNCG (12/28/13)
ACC 10 at NC State (2/16/13)

3-PT FIELD GOALS MADE

Season 3 vs Furman (11/26/13), at UM (12/8/13)
Career 4 at NC State (2/16/13)
ACC 4 at NC State (2/16/13)

3-PT FIELD GOAL ATTEMPTS

Season 7 vs UNCG (12/28/13)
Career 9 at NC State (2/16/13)
ACC 9 at NC State (2/16/13)

FREE THROWS MADE

Season 4 vs UNCG (12/28/13)
Career 6 vs Oklahoma State (12/1/12)
ACC 1 at Boston College (1/29/14)

FREE THROW ATTEMPTS

Season 6 vs UNCG (12/28/13)
Career 7 vs ASU (11/23/12), vs Ok St (12/1/12)
ACC 3 vs Miami (1/30/13)

REBOUNDS

Season 8 vs VMI (11/18/13)
Career 16 at NC State (2/16/13)
ACC 16 at NC State (2/16/13)

ASSISTS

Season 2 vs Winthrop (12/3/13)
Career 2, 4x, last vs Winthrop (12/3/13)
ACC 2 at Clemson (1/27/13)

BLOCKS

Season 1, 7x, last vs Maryland (2/1/14)
Career 4 vs URI (11/12/12)
ACC 1, 3x, last vs Maryland (2/1/14)

STEALS

Season 1 at Miami (12/8/13), vs UMES (12/31/13)
Career 1, 5x, last vs UMES (12/31/13)
ACC 1 at Clemson (1/27/13), at Miami (12/8/13)



2013-2014 NOTES

Has played in 23 games, making 11 starts ... Grabbed six rebounds and scored four points in the win over West Virginia ... Scored seven points and brought down eight rebounds in just 14 minutes of action against VMI ... Scored five points and grabbed five rebounds against Michigan State ... Put up 13 points and added four rebounds against Furman ... Scored 10 points and grabbed six rebounds in the win over Radford ... Brought down seven rebounds and added two assists against Winthrop ... Scored nine points, all coming from three-point range, and brought down six rebounds at Miami ... Had six points and four rebounds against VCU ... Led the team with 14 points, also adding five rebounds against UNCG ... Scored seven points and grabbed five rebounds against UMES ... Saw limited action against No. 2 Syracuse still recovering from the flu ... Missed the game at Florida State due to illness.

CAREER STATISTICS

Year	GP-GS	Min-Avg.	FGM-FGA-Pct.	3FG-FGA-Pct.	FTM-FTA-Pct.	Off.-Def.	Reb-Avg.	A-TO	Blk	Stl	TP-Avg.
12-13	25-0	410-16.4	27-89-.303	13-55-.236	23-36-.639	24-71	95-3.8	13-22	10	3	90-3.6
13-14	23-11	362-15.7	31-84-.369	16-42-.381	17-22-.773	21-64	85-3.7	8-24	7	2	95-4.1
Career	48-11	772-16.1	58-173-.335	29-97-.299	40-58-.690	45-135	180-3.8	21-46	17	5	185-3.9

BEN EMELOGU

#15



FRESHMAN • GUARD • 6-5 • 205
GRAND PRAIRIE, TEXAS • SOUTH GRAND PRAIRIE

SEASON STATISTICS

Opponent	Min	FG-A-%	3FG-A-%	FT-A-%	O-D-T	A	TO	Blk	Stl	Pts
USC UPSTATE #	12	2-4-.500	2-3-.667	0-0-.000	0-1-1	2	1	0	1	6
WEST VIRGINIA	30	7-16-.438	3-6-.500	5-6-.833	2-4-6	1	1	3	0	22
WESTERN CAROLINA #	27	5-9-.556	2-5-.200	4-6-.667	1-2-3	1	1	0	0	16
VMI	22	6-13-.462	4-7-.571	3-3-1.000	2-2-4	3	2	0	0	19
No. 1 Michigan State #	19	2-6-.333	1-4-.250	0-0-.000	0-2-2	1	3	0	0	5
Seton Hall #	24	7-11-.636	4-5-.800	0-0-.000	0-0-0	0	1	0	0	18
FURMAN		--DNP--								
RADFORD		--DNP--								
WINTHROP		--DNP--								
Miami *	34	5-14-.357	1-7-.143	0-0-.000	1-4-5	2	2	0	1	11
-Virginia Commonwealth ^	28	3-10-.300	1-4-.250	5-6-.833	1-5-6	1	7	0	1	12
-UNCG	33	4-8-.500	1-3-.333	2-2-1.000	0-5-5	2	1	0	1	11
-MAYLAND-EASTERN SHORE	24	1-7-.143	0-3-.000	0-0-.000	0-3-3	9	0	1	0	2
-No. 2 SYRACUSE *	31	3-9-.333	2-8-.250	1-3-.333	0-2-2	0	0	0	1	9
-BOSTON COLLEGE *	24	2-9-.222	1-3-.333	3-4-.750	1-3-4	2	1	0	1	8
-CLEMSON *	33	4-10-.500	2-5-.400	1-2-.500	1-5-6	3	2	0	2	11
Notre Dame *		--DNP--								
WAKE FOREST *		--DNP--								
Virginia *	19	2-6-.333	2-6-.333	0-0-.000	0-1-1	1	1	0	0	6
-Boston College *	32	3-11-.273	1-4-.250	1-2-.500	0-0-0	2	2	0	2	8
-MARYLAND *	32	7-12-.583	3-6-.500	4-4-1.000	0-2-2	2	1	0	1	21
-Florida State *	27	4-13-.308	0-4-.000	0-2-.000	1-1-2	2	0	0	0	8
-No. 25 Pittsburgh *	36	2-8-.250	2-7-.286	0-0-.000	1-2-3	3	3	0	0	6
-MIAMI *	30	3-6-.500	2-4-.500	1-2-.500	0-3-3	2	0	1	2	9
-No. 14 VIRGINIA *	26	2-6-.333	2-4-.500	2-5-.200	0-4-4	1	3	0	0	8
NC STATE *		--DNP--								
No. 6 Duke		--DNP--								
No. 19 NORTH CAROLINA *		--DNP--								
Maryland *										
Georgia Tech *										

* - ACC games; # - Coaches vs. Cancer Classic; ^ - Governor's Holiday Hoops Classic.

2013-2014 NOTES

Has played in 20 games, making 12 starts ... Was named team captain before the season ... Scored six points and added two assists in limited action against USC Upstate ... Put up 22 points, grabbed six rebounds and blocked three shots in the win over West Virginia ... Scored 16 points against Western Carolina ... Had three assists and 19 points against VMI ... Made four threes as part of an 18-point night against Seton Hall ... Missed the Furman, Radford and Winthrop games due to concussion symptoms ... Had 11 points and five rebounds in the overtime win at Miami ... Made his first career start against VCU, scoring 12 points and grabbing six rebounds ... Scored 11 points and added five rebounds against UNCG ... Had nine assists in the win over UMES ... Scored nine points against No. 2 Syracuse ... Scored eight points and grabbed four rebounds against Boston College ... Scored 11 points and brought down six rebounds against Clemson ... Missed the game at Notre Dame and against Wake Forest due to a right ankle sprain ... Scored six points at Virginia ... Made two steals and added eight points at Boston College ... Led the team with 21 points against Maryland ... Scored eight points at Florida State ... Had three assists and six points at Pittsburgh ... Scored nine points and had two steals in the win over Miami ... Scored eight points and grabbed four rebounds against Virginia ... Missed the NC State, Duke and North Carolina games with an ankle injury.

SEASON/CAREER GAME HIGHS

POINTS

Season	22 vs West Virginia (11/12/13)
Career	22 vs West Virginia (11/12/13)
ACC	21 vs Maryland (2/1/14)

MINUTES PLAYED

Season	36 at Pittsburgh (2/8/14)
Career	36 at Pittsburgh (2/8/14)
ACC	36 at Pittsburgh (2/8/14)

FIELD GOALS MADE

Season	7, 3x, last vs Maryland (2/1/14)
Career	7, 3x, last vs Maryland (2/1/14)
ACC	5 at Miami (12/8/13), vs Maryland (2/1/14)

FIELD GOAL ATTEMPTS

Season	16 vs West Virginia (11/12/13)
Career	16 vs West Virginia (11/12/13)
ACC	14 at Miami (12/8/13)

3-PT FIELD GOALS MADE

Season	4 vs VMI (11/18/13), vs SHU (11/23/13)
Career	4 vs VMI (11/18/13), vs SHU (11/23/13)
ACC	3 vs Maryland (2/1/14)

3-PT FIELD GOAL ATTEMPTS

Season	8 vs Syracuse (1/7/14)
Career	8 vs Syracuse (1/7/14)
ACC	8 vs Syracuse (1/7/14)

FREE THROWS MADE

Season	5 vs WVU (11/12/13), vs VCU (12/21/13)
Career	5 vs WVU (11/12/13), vs VCU (12/21/13)
ACC	4 vs Maryland (2/1/14)

FREE THROW ATTEMPTS

Season	6, 3x, last vs VCU (12/21/13)
Career	6, 3x, last vs VCU (12/21/13)
ACC	5 vs Virginia (2/18/14)

REBOUNDS

Season	6, 3x, vs Clemson (1/15/14)
Career	6, 3x vs Clemson (1/15/14)
ACC	6 vs Clemson (1/15/14)

ASSISTS

Season	9 vs UMES (12/31/13)
Career	9 vs UMES (12/31/13)
ACC	3 vs Clemson (1/15/14)

BLOCKS

Season	3 vs West Virginia (11/12/13)
Career	3 vs West Virginia (11/12/13)
ACC	1 vs Miami (2/15/14)

STEALS

Season	2, 3x, last vs. Miami (2/15/14)
Career	2, 3x, last vs. Miami (2/15/14)
ACC	2, 3x, last vs. Miami (2/15/14)



CAREER STATISTICS

Year	GP-GS	Min-Avg.	FGM-FGA-Pct.	3FG-FGA-Pct.	FTM-FTA-Pct.	Off.-Def.	Reb-Avg.	A-TO	Blk	Stl	TP-Avg.
13-14	20-12	543-27.2	74-188-.394	36-98-.367	32-47-.681	11-51	62-3.1	40-32	5	13	216-10.8

TREVOR THOMPSON

#32



FRESHMAN • FORWARD • 6-11 • 210

INDIANAPOLIS, IND. •

ST. JOHN'S NORTHWESTERN MILITARY ACADEMY

SEASON STATISTICS

SEASON/CAREER GAME HIGHS

Opponent	Min	FG-A-%	3FG-A-%	FT-A-%	O-D-T	A	TO	Blk	Stl	Pts
USC UPSTATE #		--DNP --								
WEST VIRGINIA	17	2-4-500	0-0-000	3-8-375	1-4-5	0	0	3	0	5
WESTERN CAROLINA #	21	4-7-571	0-0-000	7-11-363	2-9-11	1	3	1	1	15
VMI	15	2-7-286	0-0-000	0-0-000	2-4-6	0	1	5	0	4
No. 1 Michigan State #	16	1-3-333	0-0-000	0-0-000	1-1-2	0	4	0	1	2
Seton Hall #	8	0-2-000	0-0-000	0-0-000	1-0-1	0	0	0	0	0
FURMAN	10	0-0-000	0-0-000	0-0-000	0-1-1	0	2	1	0	0
RADFORD	13	0-0-000	0-0-000	1-2-500	0-1-1	0	1	1	1	1
WINTHROP	2	0-0-000	0-0-000	0-0-000	0-0-0	0	0	0	0	0
Miami *	4	0-0-000	0-0-000	0-0-000	0-0-0	0	0	0	0	0
Virginia Commonwealth ^	18	1-5-200	0-0-000	2-4-500	2-6-8	0	2	1	0	4
UNCG	3	2-4-500	0-0-000	0-0-000	0-2-2	0	0	1	0	4
MAYLAND-EASTERN SHORE	10	2-3-667	0-0-000	4-4-1000	2-3-4	0	2	0	0	8
-No. 2 SYRACUSE *	10	1-2-500	0-0-000	2-2-1000	1-1-2	1	0	1	0	4
BOSTON COLLEGE *	13	1-2-500	0-0-000	2-2-1000	2-3-5	0	0	0	0	4
CLEMSON *	4	0-2-000	0-0-000	0-0-000	1-0-1	0	0	0	0	0
Notre Dame *	7	1-4-250	0-0-000	0-0-000	1-1-2	0	0	0	0	2
WAKE FOREST *	18	3-6-500	0-0-000	4-7-571	7-5-12	0	1	2	0	10
Virginia *	15	1-4-250	0-0-000	0-0-000	1-4-5	0	1	0	0	2
Boston College *	15	0-5-500	0-0-000	2-2-1000	1-2-3	0	1	2	0	2
MARYLAND *	11	2-6-333	0-0-000	3-4-750	2-2-4	0	0	1	1	7
-Florida State *	22	3-5-600	0-0-000	0-0-000	2-4-6	0	2	3	0	6
-No. 25 Pittsburgh *	29	3-6-500	0-0-000	2-2-1000	0-6-6	1	2	1	0	8
-MIAMI *	27	3-8-375	0-0-000	2-4-500	3-9-12	0	2	1	0	8
-No. 14 VIRGINIA *	22	2-4-500	0-0-000	0-0-000	0-2-2	1	3	2	0	4
-NC STATE *	18	3-6-500	0-0-000	3-6-500	3-6-9	0	4	0	0	9
-No. 6 Duke	35	6-9-667	0-0-000	3-4-750	2-4-6	1	1	1	3	15
-No. 19 NORTH CAROLINA *	22	3-7-429	0-0-000	2-2-1000	2-4-6	0	3	0	1	8
Maryland *										
Georgia Tech *										

POINTS

Season	15 vs WCU (11/15/13), at Duke (2/25/14)
Career	15 vs WCU (11/15/13), at Duke (2/25/14)
ACC	15 at Duke (2/25/14)

MINUTES PLAYED

Season	35 at Duke (2/25/14)
Career	35 at Duke (2/25/14)
ACC	35 at Duke (2/25/14)

FIELD GOALS MADE

Season	6 at Duke (2/25/14)
Career	6 at Duke (2/25/14)
ACC	6 at Duke (2/25/14)

FIELD GOAL ATTEMPTS

Season	9 at Duke (2/25/14)
Career	9 at Duke (2/25/14)
ACC	9 at Duke (2/25/14)

3-PT FIELD GOALS MADE

Season	N/A
Career	N/A
ACC	N/A

3-PT FIELD GOAL ATTEMPTS

Season	N/A
Career	N/A
ACC	N/A

FREE THROWS MADE

Season	7 vs Western Carolina (11/15/13)
Career	7 vs Western Carolina (11/15/13)
ACC	4 vs Wake Forest (1/22/14)

FREE THROW ATTEMPTS

Season	11 vs Western Carolina (11/15/13)
Career	11 vs Western Carolina (11/15/13)
ACC	7 vs Wake Forest (1/22/14)

REBOUNDS

Season	12 vs Wake Forest (1/22/14)
Career	12 vs Wake Forest (1/22/14)
ACC	12 vs Wake Forest (1/22/14)

ASSISTS

Season	1, 5x, last at Duke (2/25/14)
Career	1, 5x, last at Duke (2/25/14)
ACC	1, 4x, last at Duke (2/25/14)

BLOCKS

Season	5 vs VMI (11/18/13)
Career	5 vs VMI (11/18/13)
ACC	3 at Florida State (2/5/14)

STEALS

Season	3 at Duke (2/25/14)
Career	3 at Duke (2/25/14)
ACC	3 at Duke (2/25/14)



2013-2014 NOTES

Has played in 27 games, making eight starts ... Made collegiate debut in the win over West Virginia, scoring five points, grabbing five rebounds and blocking three shots ... Recorded a double-double with 15 points and 11 rebounds against Western Carolina ... Grabbed six rebounds and blocked five shots against VMI ... Grabbed eight rebounds and added four points off the bench against VCU ... Scored four points and blocked a shot in just three minutes of action against UNCG ... Brought down four rebounds and added eight points against UMES ... Made the first start of his career against No. 2 Syracuse, scoring four points and grabbing two rebounds ... Recorded the second double-double of his career with 10 points and 12 rebounds against Wake Forest ... Scored seven points and added four rebounds against Maryland ... Scored six points, grabbed six rebounds and blocked three shots at Florida State ... Had eight points and six rebounds at Pittsburgh ... Grabbed 12 rebounds and scored eight points in the win over Miami ... Neared a double-double with nine points and nine rebounds against NC State ... Matched his career best with 15 points, adding three steals and six rebounds at No. 6 Duke ... Scored eight points and grabbed six rebounds against No. 19 North Carolina.

CAREER STATISTICS

Year	GP-GS	Min-Avg.	FGM-FGA-Pct.	3FG-FGA-Pct.	FTM-FTA-Pct.	Off.-Def.	Reb-Avg.	A-TO	Blk	Stl	TP-Avg.
13-14	27-8	405-15.0	46-111-.414	0-0-000	42-64-.656	39-84	123-4.6	5-35	27	8	134-5.0

DEVIN WILSON

FRESHMAN • GUARD • 6-4 • 185
MCKEES ROCKS, PA • MONTOUR

#11



SEASON STATISTICS

SEASON/CAREER GAME HIGHS

Opponent	Min	FG-A-%	3FG-A-%	FT-A-%	O-D-T	A	TO	Blk	Stl	Pts
- USC UPSTATE #	34	1-3-.333	0-1-.000	2-4-.500	1-3-4	3	3	0	0	4
- WEST VIRGINIA	34	4-7-.571	0-1-.000	8-8-1.000	0-5-5	4	2	0	0	16
- WESTERN CAROLINA #	35	2-4-.500	0-0-.000	4-8-.500	1-4-5	4	4	0	0	5
- VMI	31	4-7-.571	0-1-.000	5-5-1.000	1-4-5	4	5	0	1	13
- No. 1 Michigan State #	26	0-2-.000	0-0-.000	0-0-.000	0-2-2	5	4	0	2	0
- Seton Hall #	30	0-3-.000	0-0-.000	2-2-1.000	0-5-5	8	2	0	1	2
- FURMAN	31	2-4-.500	0-2-.000	2-3-.667	0-4-4	11	1	0	0	6
- RADFORD	26	3-5-.600	1-2-.500	1-2-.500	0-2-2	3	4	0	1	8
- WINTHROP	37	3-3-1.000	0-0-.000	5-6-.833	0-3-3	8	5	1	0	11
- Miami *	40	0-2-.000	0-0-.000	1-3-.333	0-2-2	5	1	0	1	1
- Virginia Commonwealth ^	32	1-4-.250	0-0-.000	2-4-.500	1-3-4	4	6	0	1	4
- UNCG	35	2-4-.500	0-0-.000	3-7-.429	1-6-7	6	3	0	0	7
- MAYLAND-EASTERN SHORE	27	4-6-.667	1-1-1.000	7-8-.875	0-2-2	3	3	1	1	16
- No. 2 SYRACUSE *	27	0-3-.000	0-1-.000	3-4-.750	0-1-1	2	2	0	2	3
- BOSTON COLLEGE *	30	3-4-.750	1-1-1.000	2-8-.250	2-4-6	4	0	0	3	9
- CLEMSON *	32	5-11-.454	2-2-1.000	2-8-.250	0-1-1	2	2	0	0	14
- Notre Dame *	36	7-10-.700	1-2-.500	5-7-.714	0-4-4	7	2	0	1	20
- WAKE FOREST *	40	6-10-.600	3-4-.750	11-14-.786	2-2-4	4	2	0	2	26
- Virginia *	39	2-8-.250	0-1-.000	8-11-.727	0-2-2	1	2	1	2	12
- Boston College *	38	1-5-.200	0-1-.000	3-7-.429	1-0-1	1	3	0	0	5
- MARYLAND *	40	2-6-.333	0-1-.000	2-4-.500	2-1-3	4	3	0	0	6
- Florida State *	31	1-8-.125	0-3-.000	2-3-.667	1-3-4	3	1	1	3	4
- No. 25 Pittsburgh *	46	1-9-.111	0-1-.000	8-11-.727	0-4-4	4	7	0	0	10
- MIAMI *	39	2-9-.222	0-2-.000	8-11-.727	0-3-3	9	2	0	0	12
- No. 14 VIRGINIA *	37	5-7-.714	1-1-1.000	2-2-1.000	0-3-3	5	1	0	0	13
- NC STATE *	39	2-6-.333	1-2-.500	9-11-.818	1-1-2	9	5	0	0	14
- No. 6 Duke	38	3-12-.250	0-2-.000	1-1-1.000	0-3-3	4	6	0	0	7
- No. 19 NORTH CAROLINA *	39	3-13-.231	1-6-1.67	8-12-.667	1-2-3	7	2	1	0	15

*- ACC games; # - Coaches vs. Cancer Classic; ^ - Governor's Holiday Hoops Classic.

POINTS

Season	26 vs Wake Forest (1/22/13)
Career	26 vs Wake Forest (1/22/13)
ACC	26 vs Wake Forest (1/22/13)

MINUTES PLAYED

Season	46 at Pittsburgh (2/8/14)
Career	46 at Pittsburgh (2/8/14)
ACC	46 at Pittsburgh (2/8/14)

FIELD GOALS MADE

Season	7 at Notre Dame (1/19/14)
Career	7 at Notre Dame (1/19/14)
ACC	7 at Notre Dame (1/19/14)

FIELD GOAL ATTEMPTS

Season	13 vs North Carolina (3/1/14)
Career	13 vs North Carolina (3/1/14)
ACC	13 vs North Carolina (3/1/14)

3-PT FIELD GOALS MADE

Season	3 vs Wake Forest (1/22/14)
Career	3 vs Wake Forest (1/22/14)
ACC	3 vs Wake Forest (1/22/14)

3-PT FIELD GOAL ATTEMPTS

Season	6 vs North Carolina (3/1/14)
Career	6 vs North Carolina (3/1/14)
ACC	6 vs North Carolina (3/1/14)

FREE THROWS MADE

Season	11 vs Wake Forest (1/22/14)
Career	11 vs Wake Forest (1/22/14)
ACC	11 vs Wake Forest (1/22/14)

FREE THROW ATTEMPTS

Season	14 vs Wake Forest (1/22/14)
Career	14 vs Wake Forest (1/22/14)
ACC	14 vs Wake Forest (1/22/14)

REBOUNDS

Season	7 vs UNCG (12/28/13)
Career	7 vs UNCG (12/28/13)
ACC	4, 4x, last at Pittsburgh (2/8/14)

ASSISTS

Season	11 vs Furman (11/26/13)
Career	11 vs Furman (11/26/13)
ACC	9 vs. Miami (2/15/14), vs NC State (2/22/14)

BLOCKS

Season	1, 5x, last vs North Carolina (3/1/14)
Career	1, 5x, last vs North Carolina (3/1/14)
ACC	1, 3x, last vs North Carolina (3/1/14)

STEALS

Season	3 at Florida State (2/5/14)
Career	3 at Florida State (2/5/14)
ACC	3 at Florida State (2/5/14)



2013-2014 NOTES

Has started all 28 games ... Had four points and three assists in his collegiate debut against USC Upstate ... Went a perfect 8-for-8 from the free throw line enroute to a 16-point, five-rebound outing in the win over West Virginia ... Had four assists and five points against Western Carolina ... Had four assists and 13 points against VMI ... Made two steals and added five assists against Michigan State ... Tallied eight assists and grabbed five rebounds against Seton Hall ... Matched a freshman record with 11 assists, also adding six points against Furman ... Scored eight points in the win over Radford ... Neared a perfect shooting night, going 3-for-3 from the field and 5-for-6 from the line enroute to an 11-point, eight-assist performance against Winthrop ... Had five assists in the overtime win at Miami ... Scored four points and added four assists against VCU ... Had six assists, seven points and seven rebounds against UNCG ... Matched a career best with 16 points in the win over UMES ... Scored nine points, grabbed six rebounds and added four assists against Boston College ... Led the team with 14 points against Clemson ... Scored 18 points in the second half and finished the game at Notre Dame with 20 points and seven assists ... Had another impressive second half, finishing the game with 26 points and four assists ... Led the team with 12 points at Virginia Had four points, three assists and three steals at Florida State ... Scored 10 points, eight of which came from the free throw line, and added four assists at Pittsburgh ... Helped lead the Hokies with 12 points and nine assists against Miami ... Helped lead the way with 13 points and five assists, setting a new Tech freshman season assist record in the process, against Virginia ... Helped lead the team with 14 points and nine assists against NC State ... Had seven points and four assists at No. 6 Duke ... Scored 15 points and added seven assists against No. 19 North Carolina.

CAREER STATISTICS

Year	GP-GS	Min-Avg.	FGM-FGA-Pct.	3FG-FGA-Pct.	FTM-FTA-Pct.	Off.-Def.	Reb-Avg.	A-TO	Blk	Stl	TP-Avg.
13-14	28-28	969-34.6	69-175-.394	12-38-.316	116-174-.667	15-79	94-3.4	134-83	5	21	266-9.5

GAME 28

NORTH CAROLINA 6-VIRGINIA TECH 56

MARCH 1, 2014 • 2:30 P.M. • BLACKSBURG, VA.

Virginia Tech's **Jarell Eddie** scored 18 points in his final home game, but the Hokies couldn't overcome North Carolina in a 60-56 loss.

Tech out-rebounded the taller North Carolina Tar Heels, and the Hokies held star Tar Heel point guard and leading scorer Marcus Paige to nine points below his average. But the Hokies couldn't string together enough points down the stretch to pull off the upset.

Four of Tech's past five losses have been by seven points or less.

North Carolina led for much of the game, but the Tar Heels' biggest lead was only nine points, and they couldn't pull away.

After trailing 28-21 at halftime, the Hokies tied the game once in the second half, knotting things at 36 after **Devin Wilson's** 3-pointer with 12:16 remaining capped an 11-2 Virginia Tech run. But J.P. Tokoto hit a 3-pointer for the Tar Heels to end the run, and did not trail again.

The Hokies cut the lead to 42-40 on a basket by Jarell Eddie with 8:54 remaining. But North Carolina answered again, this time with seven straight points. McAdoo scored the last two points on a basket with 6:57 left that gave the Tar Heels a 49-40 lead – their biggest of the game.

Tech cut the lead to 58-54 on a 3-pointer by Eddie with 40 seconds left, and then North Carolina's Leslie McDonald missed two free throws with 35.8 seconds to go, giving the Hokies a chance to cut into the lead more. But Eddie missed a 3-pointer with 19 seconds left, and Michael McAdoo hit the first of two free throws with 14 seconds remaining to push the lead to 59-54.

An Eddie layup cut the lead to 59-56 with 5.6 seconds remaining, but McDonald made the second of two free throws with 4.8 seconds left to seal it for the Tar Heels.

The Hokies kept close tabs on Paige, but they couldn't handle McAdoo, who hit 6 of 9 from the floor and 3 of 6 from the free-throw line for the Tar Heels. Coming off a 35-point outing in the Tar Heels' win over NC State on Wednesday and leading the Tar Heels in scoring at 18.9 points per game, Paige scored just nine points on 3-of-7 shooting from the floor. He only dished out one assist in 30 minutes.

NORTH CAROLINA (22-7, 12-4 ACC)

Player	MP	FG	FT	TR	PF	A	TO	Blk	Stl	TP
Kennedy Meeks, f	18	1-5	0-0	7	4	2	1	2	0	2
J.P. Tokoto, f	32	5-10	1-3	7	2	3	1	0	2	12
James Michael McAdoo, f	29	6-9	3-6	3	1	3	0	0	3	15
Leslie McDonald, g	33	5-11	1-4	1	3	2	2	0	1	14
Marcus Paige, g	30	3-7	2-2	1	3	1	0	0	1	9
Nate Britt	19	1-3	0-0	0	2	2	2	0	0	2
Brice Johnson	12	1-6	2-3	4	0	0	0	0	0	4
Desmond Hubert	14	1-2	0-0	4	3	0	0	1	0	2
Jackson Simmons	0+	0-0	0-0	0	0	0	0	0	0	0
Isaiah Hicks	5	0-1	0-0	0	0	0	0	0	0	0
Joel James	8	0-1	0-0	2	2	0	1	0	0	0
TEAM				4						
Totals	200	23-55	9-18	33	20	13	7	3	7	60

VIRGINIA TECH (9-19, 2-14 ACC)

Player	MP	FG	FT	TR	PF	A	TO	Blk	Stl	TP
Joey van Zegeren, f	19	1-3	0-0	0	2	0	2	0	0	2
Jarell Eddie, f	38	6-13	3-3	7	4	0	2	1	0	18
Trevor Thompson, f	22	3-7	2-2	6	3	0	3	0	1	8
Devin Wilson, g	39	3-13	8-12	3	0	7	2	1	0	15
Will Johnston, g	34	2-6	0-0	5	2	1	0	1	2	6
Christian Beyer	7	0-0	0-0	1	1	0	1	0	0	0
Marshall Wood	11	1-1	0-0	2	4	0	1	0	0	3
C.J. Barksdale	30	0-2	4-4	7	1	2	0	0	1	4
TEAM				3			1			
Totals	200	16-43	17-21	34	17	10	12	3	4	56

3-Pointers.....VT 7 (Eddie 3, Johnston 2, Wilson, Wood)
UNC 5 (McDonald 3, Paige, Tokoto)
Blocks.....VT 3 (Eddie, Johnston, Wilson)
UNC 3 (Meeks 2, Hubert)
Steals.....VT 4 (Johnston 2, Barksdale, Thompson)
UNC 7 (McAdoo 3, Tokoto 2, McDonald, Paige)

Officials Kersey, Sirmons, Hull
TechnicalsNone
Attendance.....7,434

Percentages:

North Carolina	FG%...41.8	3FG%...29.4	FT%...50.0
Virginia Tech	FG%...35.6	3FG%...29.2	FT%...81.0
North Carolina	28	32	—
Virginia Tech	21	35	—

GAME 29

VIRGINIA TECH VS MARYLAND

MARCH 4, 2014 • 8 P.M. • COLLEGE PARK, MD.

GAME 30

VIRGINIA TECH VS GEORGIA TECH

MARCH 8, 2014 • 2 P.M. • ATLANTA, GA.

THE STAT CREW SYSTEM
Virginia Tech Combined Team Statistics (as of Mar 01, 2014)
All games

RECORD:	OVERALL	HOME	AWAY	NEUTRAL
ALL GAMES	9-19	8-10	1-6	0-3
CONFERENCE	2-14	1-8	1-6	0-0
NON-CONFERENCE	7-5	7-2	0-0	0-3

#	Player	gp-gs	min	avg	Total		3-Point		F-Throw		Rebounds				pf	dq	a	to	blk	stl	pts	avg	
					fg-fga	fg%	3fg-fga	3fg%	ft-fa	ft%	off	def	tot	avg									
31	Jarell Eddie	28-27	906	32.4	123-343	.359	70-186	.376	60-77	.779	28	123	151	5.4	45	0	35	47	11	11	376	13.4	
03	Adam Smith	14-9	361	25.8	56-146	.384	24-67	.358	18-22	.818	3	29	32	2.3	17	0	30	20	0	2	154	11.0	
15	Ben Emelogu	20-12	543	27.2	74-188	.394	36-98	.367	32-47	.681	11	51	62	3.1	46	1	40	32	5	13	216	10.8	
11	Devin Wilson	28-28	969	34.6	69-175	.394	12-38	.316	116-174	.667	15	79	94	3.4	71	2	134	83	5	21	266	9.5	
42	C.J. Barksdale	20-9	416	20.8	64-126	.508	11-31	.355	29-36	.806	32	57	89	4.5	28	0	12	19	14	7	168	8.4	
02	Joey van Zegeren	28-21	599	21.4	66-131	.504	0-1	.000	25-73	.342	58	80	138	4.9	83	5	9	41	50	11	157	5.6	
04	Cadarian Raines	21-7	341	16.2	43-89	.483	0-0	.000	26-40	.650	31	36	67	3.2	41	0	12	23	15	6	112	5.3	
32	Trevor Thompson	27-8	405	15.0	46-111	.414	0-0	.000	42-64	.656	39	84	123	4.6	64	2	5	35	27	8	134	5.0	
33	Marshall Wood	23-11	362	15.7	31-84	.369	16-42	.381	17-22	.773	21	64	85	3.7	30	0	8	24	7	2	95	4.1	
25	Will Johnston	27-7	515	19.1	26-73	.356	24-66	.364	11-17	.647	5	51	56	2.1	37	0	18	13	1	10	87	3.2	
22	Christian Beyer	25-1	249	10.0	13-24	.542	2-7	.286	3-9	.333	19	41	60	2.4	23	0	9	14	1	5	31	1.2	
14	Greg Donlon	9-0	9	1.0	1-2	.500	0-0	.000	1-2	.500	0	3	3	0.3	2	0	0	0	1	0	3	0.3	
Team											47	40	87										
Total.....		28	5675		612-1492	.410	195-536	.364	380-583	.652	309	738	1047	37.4	487	10	312	361	137	96	1799	64.2	
Opponents.....		28	5675		656-1634	.401	213-647	.329	369-562	.657	313	654	967	34.5	508	-	353	239	106	175	1894	67.6	

TEAM STATISTICS	VT	OPP	Date	Opponent	Score	Att.
SCORING	1799	1894	11/09/13	USC UPSTATE	L 63-64	5321
Points per game	64.2	67.6	11/12/13	WEST VIRGINIA	w 87-82	5049
Scoring margin	-3.4	-	11/15/13	WESTERN CAROLINA	w 79-61	5617
FIELD GOALS-ATT	612-1492	656-1634	11/18/13	VMI	w 105-92	4162
Field goal pct	.410	.401	11/22/13	vs Michigan State	L 77-96	6115
3 POINT FG-ATT	195-536	213-647	11/23/13	vs Seton Hall	L 67-68	6098
3-point FG pct	.364	.329	11/26/13	FURMAN	w 75-54	3470
3-pt FG made per game	7.0	7.6	11/29/13	RADFORD	w 81-56	5217
FREE THROWS-ATT	380-583	369-562	12/03/13	WINTHROP	w 81-63	3888
Free throw pct	.652	.657	* 12-08-13	at Miami	Wot 61-60	6270
F-Throws made per game	13.6	13.2	12/21/13	vs VCU	L 52-82	10605
REBOUNDS	1047	967	12/28/13	UNCG	L 52-55	4847
Rebounds per game	37.4	34.5	12/31/13	UMES	w 82-66	4179
Rebounding margin	+2.9	-	* 01/07/14	SYRACUSE	L 52-72	4367
ASSISTS	312	353	* 01/11/14	BOSTON COLLEGE	L 59-62	3972
Assists per game	11.1	12.6	* 01/15/14	CLEMSON	L 49-56	4022
TURNOVERS	361	239	* 01-19-14	at Notre Dame	L 63-70	8849
Turnovers per game	12.9	8.5	* 01/22/14	WAKE FOREST	L 77-83	5156
Turnover margin	-4.4	-	* 01/25/14	at Virginia	L 45-65	14215
Assist/turnover ratio	0.9	1.5	* 1/29/14	at Boston College	L 52-76	2964
STEALS	96	175	* 02/01/14	MARYLAND	L 60-80	5110
Steals per game	3.4	6.3	* 02/05/14	at Florida State	L 50-70	5759
BLOCKS	137	106	* 02/08/14	at PITT	Lo2 57-62	12508
Blocks per game	4.9	3.8	* 02/15/14	MIAMI	w 52-45	5105
ATTENDANCE	86612	82697	* 02/18/14	VIRGINIA	L 53-57	5316
Home games-Avg/Game	18-4812	7-8554	* 02/22/14	NC STATE	L 64-71	5268
Neutral site-Avg/Game	-	3-7606	* 02-25-14	at Duke	L 48-66	9314
			* 03/01/14	NORTH CAROLINA	L 56-60	6546

Score by Periods	1st	2nd	OT	OT2	Totals
Virginia Tech	834	951	9	5	1799
Opponents	891	985	8	10	1894

* - Conference game

THE STAT CREW SYSTEM
Virginia Tech Combined Team Statistics (as of Mar 01, 2014)
Conference games

RECORD:	OVERALL	HOME	AWAY	NEUTRAL
ALL GAMES	2-14	1-8	1-6	0-0
CONFERENCE	2-14	1-8	1-6	0-0
NON-CONFERENCE	0-0	0-0	0-0	0-0

##	Player	gp-gs	min	avg	Total		3-Point		F-Throw		Rebounds				pf	dq	a	to	blk	stl	pts	avg
					fg-fga	fg%	3fg-fga	3fg%	ft-fa	ft%	off	def	tot	avg								
31	Jarell Eddie	16-15	521	32.6	54-181	.298	34-111	.306	32-41	.780	15	62	77	4.8	25	0	15	25	3	8	174	10.9
11	Devin Wilson	16-16	591	36.9	43-123	.350	10-30	.333	75-117	.641	10	36	46	2.9	37	1	71	41	3	14	171	10.7
15	Ben Emelogu	11-9	324	29.5	37-104	.356	18-58	.310	13-24	.542	5	27	32	2.9	18	0	20	15	1	10	105	9.5
42	C.J. Barksdale	11-5	229	20.8	35-68	.515	9-23	.391	9-14	.643	14	27	41	3.7	16	0	4	8	6	4	88	8.0
02	Joey van Zegeren	16-16	391	24.4	45-89	.506	0-0	.000	12-41	.293	35	49	84	5.3	51	3	6	26	27	8	102	6.4
03	Adam Smith	5-1	107	21.4	12-41	.293	7-28	.250	0-0	.000	0	4	4	0.8	4	0	6	4	0	0	31	6.2
32	Trevor Thompson	16-8	272	17.0	32-76	.421	0-0	.000	25-35	.714	28	53	81	5.1	42	2	4	20	14	5	89	5.6
04	Cadarian Raines	11-0	193	17.5	24-56	.429	0-0	.000	12-19	.632	19	15	34	3.1	18	0	6	12	6	2	60	5.5
25	Will Johnston	16-6	348	21.8	13-44	.295	12-39	.308	5-7	.714	3	36	39	2.4	29	0	14	10	1	8	43	2.7
33	Marshall Wood	11-3	125	11.4	6-24	.250	4-12	.333	1-2	.500	9	18	27	2.5	11	0	2	10	1	1	17	1.5
22	Christian Beyer	15-1	170	11.3	8-16	.500	0-3	.000	2-5	.400	12	24	36	2.4	15	0	5	8	1	4	18	1.2
14	Greg Donlon	4-0	4	1.0	0-0	.000	0-0	.000	0-0	.000	0	2	2	0.5	0	0	0	0	1	0	0	0.0
Team											28	21	49				6					
Total.....		16	3275		309-822	.376	94-304	.309	186-305	.610	178	374	552	34.5	266	6	153	185	64	64	898	56.1
Opponents.....		16	3275		366-881	.415	125-363	.344	198-306	.647	178	388	566	35.4	268	-	210	135	60	91	1055	65.9

TEAM STATISTICS	VT	OPP	Date	Opponent	Score	Att.
SCORING	898	1055	* 12-08-13	at Miami	Wot 61-60	6270
Points per game	56.1	65.9	* 01/07/14	SYRACUSE	L 52-72	4367
Scoring margin	-9.8	-	* 01/11/14	BOSTON COLLEGE	L 59-62	3972
FIELD GOALS-ATT	309-822	366-881	* 01/15/14	CLEMSON	L 49-56	4022
Field goal pct	.376	.415	* 01-19-14	at Notre Dame	L 63-70	8849
3 POINT FG-ATT	94-304	125-363	* 01/22/14	WAKE FOREST	L 77-83	5156
3-point FG pct	.309	.344	* 01/25/14	at Virginia	L 45-65	14215
3-pt FG made per game	5.9	7.8	* 1/29/14	at Boston College	L 52-76	2964
FREE THROWS-ATT	186-305	198-306	* 02/01/14	MARYLAND	L 60-80	5110
Free throw pct	.610	.647	* 02/05/14	at Florida State	L 50-70	5759
F-Throws made per game	11.6	12.4	* 02/08/14	at PITT	Lo2 57-62	12508
REBOUNDS	552	566	* 02/15/14	MIAMI	W 52-45	5105
Rebounds per game	34.5	35.4	* 02/18/14	VIRGINIA	L 53-57	5316
Rebounding margin	-0.9	-	* 02/22/14	NC STATE	L 64-71	5268
ASSISTS	153	210	* 02-25-14	at Duke	L 48-66	9314
Assists per game	9.6	13.1	* 03/01/14	NORTH CAROLINA	L 56-60	6546
TURNOVERS	185	135				
Turnovers per game	11.6	8.4				
Turnover margin	-3.1	-				
Assist/turnover ratio	0.8	1.6				
STEALS	64	91				
Steals per game	4.0	5.7				
BLOCKS	64	60				
Blocks per game	4.0	3.8				
ATTENDANCE	44862	59879				
Home games-Avg/Game	9-4985	7-8554				
Neutral site-Avg/Game	-	0-0				

Score by Periods	1st	2nd	OT	OT2	Totals
Virginia Tech	405	479	9	5	898
Opponents	517	520	8	10	1055

THE STAT CREW SYSTEM
Virginia Tech Team Game-by-Game Comparison (as of Mar 01, 2014)
All games

Opponent	1st	2nd	Score	Mar	Total FG	FG Pct	3-Pointers	3FG Pct	Free Throws	FT Pct	Rebounds	Assist	T/Over	Block	Steal	Fouls
USC UPSTATE	31/33	32/31	63-64	(1)	23-59/24-64	.390/.375	8-22/5-16	.364/.313	9-18/11-16	.500/.688	39/39 -	11/14	10/9	6/9	3/4	12/16
WEST VIRGINIA	36/41	51/41	87-82	+5	26-57/25-70	.456/.357	5-15/11-24	.333/.458	30-38/21-33	.789/.636	43/43 -	7/14	16/11	13/1	0/7	25/28
WESTERN CAROLINA	38/18	41/43	79-61	+18	25-52/20-61	.481/.328	6-13/3-25	.462/.120	23-41/18-31	.561/.581	46/32 +14	13/9	13/10	4/4	5/6	22/32
VMI	44/33	61/59	105-92	+13	36-69/33-79	.522/.418	11-17/10-36	.647/.278	22-26/16-23	.846/.696	52/31 +21	16/8	16/4	9/6	1/7	21/20
Michigan State	33/46	44/50	77-96	(19)	25-61/36-71	.410/.507	13-27/14-35	.481/.400	14-15/10-13	.933/.769	39/34 +5	13/26	17/6	1/6	4/13	16/16
Seton Hall	36/38	31/30	67-68	(1)	23-57/20-62	.404/.323	10-19/10-26	.526/.385	11-15/18-25	.733/.720	41/42 (1)	14/14	14/7	8/5	3/3	22/15
FURMAN	31/17	44/37	75-54	+21	28-59/20-56	.475/.357	12-30/4-17	.400/.235	7-10/10-12	.700/.833	37/31 +6	19/4	11/11	5/2	2/5	13/13
RADFORD	48/28	33/28	81-56	+25	27-54/20-58	.500/.345	7-15/4-22	.467/.182	20-26/12-19	.769/.632	41/29 +12	13/10	11/11	8/1	4/4	19/23
WINTHROP	42/33	39/30	81-63	+18	29-48/23-58	.604/.397	9-20/7-22	.450/.318	14-20/10-15	.700/.667	37/22 +15	16/9	18/10	8/1	3/6	15/20
Miami	23/31	33/25	61-60	+1	24-69/24-69	.348/.348	12-34/4-15	.353/.267	1-3/8-14	.333/.571	43/50 (7)	11/7	10/12	3/4	6/4	13/13
VCU	22/42	30/40	52-82	(30)	17-48/30-70	.354/.429	9-20/12-25	.450/.480	9-18/10-20	.500/.500	44/38 +6	9/17	27/7	4/5	3/22	20/15
UNCG	22/22	30/33	52-55	(3)	18-50/19-52	.360/.365	3-15/3-12	.200/.250	13-23/14-16	.565/.875	34/34 -	10/11	15/13	4/2	1/2	13/19
UMES	46/23	36/43	82-66	+16	26-56/20-52	.464/.385	8-19/5-24	.421/.208	22-28/21-33	.786/.636	42/26 +16	18/7	8/5	3/4	3/5	23/23
SYRACUSE	29/35	23/37	52-72	(20)	18-49/28-60	.367/.467	7-24/9-22	.292/.409	9-17/7-13	.529/.538	25/41 (16)	10/11	8/7	5/5	4/6	15/17
BOSTON COLLEGE	34/32	25/30	59-62	(3)	20-57/22-51	.351/.431	7-22/10-26	.318/.385	12-21/8-14	.571/.571	38/38 -	8/13	6/10	6/3	5/2	13/12
CLEMSON	24/25	25/31	49-56	(7)	20-48/19-47	.417/.404	5-16/6-16	.313/.375	4-14/12-20	.286/.600	30/33 (3)	10/7	9/8	2/2	4/4	15/12
Notre Dame	24/39	39/31	63-70	(7)	25-48/24-58	.521/.414	4-11/9-28	.364/.321	9-15/13-18	.600/.722	35/30 +5	12/14	17/10	6/0	3/10	19/18
WAKE FOREST	27/43	50/40	77-83	(6)	22-65/30-56	.338/.536	9-23/9-16	.391/.563	24-33/14-20	.727/.700	38/37 +1	11/17	6/9	3/4	5/2	20/23
Virginia	17/34	28/31	45-65	(20)	14-42/20-46	.333/.435	3-18/6-18	.167/.333	14-25/19-26	.560/.731	29/34 (5)	5/14	12/9	2/6	4/4	16/18
Boston College	33/46	19/30	52-76	(24)	18-53/24-54	.340/.444	4-14/14-37	.286/.378	12-21/14-18	.571/.778	34/35 (1)	8/19	12/7	2/7	2/8	12/18
MARYLAND	35/43	25/37	60-80	(20)	20-54/29-56	.370/.518	4-16/8-15	.250/.533	16-27/14-24	.593/.583	29/38 (9)	7/15	8/9	6/3	5/4	22/19
Florida State	20/31	30/39	50-70	(20)	21-61/20-46	.344/.435	5-21/9-16	.238/.563	3-9/21-25	.333/.840	37/33 +4	10/11	11/10	5/7	5/3	17/12
PITT	26/27	22/21	57-62	(5)	17-53/18-48	.321/.375	7-22/6-21	.318/.286	16-20/20-28	.800/.714	43/28 +15	12/16	20/11	6/2	5/11	22/19
MIAMI	19/15	33/30	52-45	+7	17-46/15-58	.370/.259	6-15/7-34	.400/.206	12-20/8-17	.600/.471	39/41 (2)	11/8	8/3	5/2	2/2	16/20
VIRGINIA	28/21	25/36	53-57	(4)	19-43/20-51	.442/.392	6-17/9-25	.353/.360	9-15/8-15	.600/.533	29/28 +1	10/11	14/7	4/3	3/7	18/13
NC STATE	25/35	39/36	64-71	(7)	18-42/26-64	.429/.406	6-18/4-24	.333/.167	22-37/15-25	.595/.600	39/31 +8	10/15	17/7	1/4	3/6	20/23
Duke	20/32	28/34	48-66	(18)	20-47/24-62	.426/.387	2-9/10-33	.222/.303	6-7/8-11	.857/.727	30/36 (6)	8/19	15/9	5/5	4/11	11/11
NORTH CAROLINA	21/28	35/32	56-60	(4)	16-45/23-55	.356/.418	7-24/5-17	.292/.294	17-21/9-18	.810/.500	34/33 +1	10/13	12/7	3/3	4/7	17/20

Note: Game totals are displayed in the format TEAM/OPPONENT for each category

THE STAT CREW SYSTEM
Virginia Tech Points-Rebounds-Assists (as of Mar 01, 2014)
All games

Opponent	Date	Score	02		03		04		11		14		15		22	
			ZEGEREN,JO	SMITH,ADAM	RAINES,CAD	WILSON,DEV	DONLON,GRE	EMELOGU,BE	BAYER,CHRI							
USC UPSTATE	11/09/13	63-64	L	2-7-0	7-3-3	17-4-1	4-4-3	DNP	6-1-2	0-4-1						
WEST VIRGINIA	11/12/13	87-82	w	2-3-0	19-4-1	4-4-0	16-5-4	DNP	22-6-1	3-5-0						
WESTERN CAROLINA	11/15/13	79-61	w	9-4-1	6-3-3	5-7-2	8-5-4	DNP	16-3-1	0-0-0						
VMI	11/18/13	105-92	w	3-5-0	11-3-3	9-5-2	13-5-4	DNP	19-4-3	DNP						
vs Michigan State	11/22/13	77-96	L	0-0-0	27-6-5	0-2-0	0-2-5	0-0-0	5-2-1	3-2-0						
vs Seton Hall	11/23/13	67-68	L	1-4-0	11-3-1	4-4-0	2-5-8	DNP	18-0-0	DNP						
FURMAN	11/26/13	75-54	w	10-5-0	11-1-3	0-1-0	6-4-11	0-0-0	DNP	0-0-0						
RADFORD	11/29/13	81-56	w	1-6-2	28-4-5	DNP	8-2-3	2-1-0	DNP	0-0-0						
WINTHROP	12/03/13	81-63	w	9-7-0	DNP	8-4-1	11-3-8	DNP	DNP	0-1-1						
at Miami	12-08-13	61-60	w	8-10-0	8-1-3	0-1-0	1-2-5	DNP	11-5-2	0-1-0						
vs VCU	12/21/13	52-82	L	4-5-0	3-1-0	DNP	4-4-4	0-0-0	12-6-1	2-8-0						
UNCG	12/28/13	52-55	L	11-7-0	DNP	0-1-0	7-7-6	DNP	11-5-2	0-0-0						
UMES	12/31/13	82-66	w	3-1-0	DNP	5-1-0	16-2-3	1-0-0	2-3-9	5-4-2						
SYRACUSE	01/07/14	52-72	L	6-5-2	9-1-1	3-1-1	3-1-2	DNP	9-2-0	DNP						
BOSTON COLLEGE	01/11/14	59-62	L	2-4-0	12-1-1	DNP	9-6-4	DNP	8-4-2	3-1-0						
CLEMSON	01/15/14	49-56	L	11-5-0	2-0-0	DNP	14-1-2	DNP	11-6-3	4-7-0						
at Notre Dame	01-19-14	63-70	L	4-4-0	0-1-1	20-6-0	20-4-7	DNP	DNP	0-4-1						
WAKE FOREST	01/22/14	77-83	L	6-5-0	DNP	5-3-1	26-4-4	DNP	DNP	0-2-1						
at Virginia	01/25/14	45-65	L	7-2-0	DNP	4-6-0	12-2-1	0-1-0	6-1-1	0-0-0						
at Boston College	1/29/14	52-76	L	4-6-0	DNP	2-0-2	5-1-1	0-0-0	8-0-2	7-6-1						
MARYLAND	02/01/14	60-80	L	8-5-0	DNP	5-1-0	6-3-4	0-1-0	21-2-2	2-1-0						
at Florida State	02/05/14	50-70	L	0-9-0	DNP	13-4-2	4-4-3	0-0-0	8-2-2	0-1-1						
at PITT	02/08/14	57-62	L	10-5-0	DNP	8-11-0	10-4-4	DNP	6-3-3	0-4-0						
MIAMI	02/15/14	52-45	w	4-6-0	DNP	DNP	12-3-9	DNP	9-3-2	0-1-0						
VIRGINIA	02/18/14	53-57	L	13-7-3	DNP	0-1-0	13-3-5	DNP	8-4-1	0-0-0						
NC STATE	02/22/14	64-71	L	9-3-0	DNP	DNP	14-2-9	DNP	DNP	2-4-0						
at Duke	02-25-14	48-66	L	8-8-1	DNP	0-0-0	7-3-4	DNP	DNP	0-3-1						
NORTH CAROLINA	03/01/14	56-60	L	2-0-0	DNP	DNP	15-3-7	DNP	DNP	0-1-0						

Opponent	Date	Score	25		31		32		33		42	
			JOHNSTON,W	EDDIE,JARE	THOMPSON,T	WOOD,MARSH	BARKSDALE,					
USC UPSTATE	11/09/13	63-64	L	6-0-0	18-7-1	DNP	3-3-0	DNP				
WEST VIRGINIA	11/12/13	87-82	w	0-0-0	10-3-1	7-5-0	4-6-0	DNP				
WESTERN CAROLINA	11/15/13	79-61	w	0-0-0	17-6-0	15-11-1	3-2-1	DNP				
VMI	11/18/13	105-92	w	2-1-0	21-7-1	4-6-0	7-8-0	16-6-3				
vs Michigan State	11/22/13	77-96	L	4-3-1	23-1-0	2-2-0	5-5-1	8-7-0				
vs Seton Hall	11/23/13	67-68	L	DNP	19-11-4	0-1-0	3-3-1	9-5-0				
FURMAN	11/26/13	75-54	w	12-5-1	14-10-2	0-1-0	13-4-1	9-6-1				
RADFORD	11/29/13	81-56	w	4-1-0	13-10-2	1-1-0	10-6-0	14-10-1				
WINTHROP	12/03/13	81-63	w	3-0-1	34-7-2	0-0-0	3-7-2	13-6-1				
at Miami	12-08-13	61-60	w	0-2-0	24-8-0	0-0-0	9-6-1	DNP				
vs VCU	12/21/13	52-82	L	3-1-0	12-1-4	4-8-0	6-4-0	2-1-0				
UNCG	12/28/13	52-55	L	1-2-0	4-2-2	4-2-0	14-5-0	0-1-0				
UMES	12/31/13	82-66	w	9-4-1	17-9-1	8-5-0	7-5-0	9-6-2				
SYRACUSE	01/07/14	52-72	L	0-1-0	6-2-3	4-2-1	0-2-0	12-4-0				
BOSTON COLLEGE	01/11/14	59-62	L	0-2-0	10-8-1	4-5-0	0-0-0	11-3-0				
CLEMSON	01/15/14	49-56	L	0-1-1	3-2-3	0-1-0	DNP	4-4-1				
at Notre Dame	01-19-14	63-70	L	3-0-2	2-4-1	2-2-0	0-5-0	12-4-0				
WAKE FOREST	01/22/14	77-83	L	5-2-2	20-5-1	10-12-0	2-1-1	3-2-1				
at Virginia	01/25/14	45-65	L	0-4-1	7-4-2	2-5-0	0-2-0	7-0-0				
at Boston College	1/29/14	52-76	L	0-2-2	23-10-0	2-3-0	1-3-0	DNP				
MARYLAND	02/01/14	60-80	L	7-1-0	2-2-1	7-4-0	2-4-0	DNP				
at Florida State	02/05/14	50-70	L	12-2-1	7-5-1	6-6-0	DNP	DNP				
at PITT	02/08/14	57-62	L	0-3-3	15-5-1	8-6-1	DNP	DNP				
MIAMI	02/15/14	52-45	w	0-3-0	7-2-0	8-12-0	DNP	12-7-0				
VIRGINIA	02/18/14	53-57	L	3-6-0	7-0-0	4-2-1	DNP	5-4-0				
NC STATE	02/22/14	64-71	L	7-3-0	14-6-1	9-9-0	0-2-0	9-6-0				
at Duke	02-25-14	48-66	L	0-2-1	9-7-0	15-6-1	0-0-0	9-0-0				
NORTH CAROLINA	03/01/14	56-60	L	6-5-1	18-7-0	8-6-0	3-2-0	4-7-2				