

VIRGINIA TECH HOKIE HOOPS



VS.



Hokies conclude road swing with first ACC trip to Pittsburgh to play the Panthers

Sat., Feb. 8, 2014 • Noon
Petersen Events Center (12,508)
Pittsburgh, Pa.

Series vs. Pitt: Pitt, 5-3

Series Streak: Pitt, four

Last Meeting vs. the Panthers:

Pitt, 74-61, 3-11-04, Madison Square Garden

Live Stats: pittsburghpanthers.com

Sirius: 91 XM: 91

Pittsburgh broadcast

#VTMBBTweets

About Today's Game

The Hokies are 8-14 on the season and 1-9 in ACC action.

The Panthers are 19-4 overall and 7-3 in the ACC after a 59-55 overtime win at Miami on Wednesday night.

The Panthers are ranked 25th in the AP poll and 22nd in the coaches poll.

The Panthers lead the all-time series, 5-3.

Florida State 70, Virginia Tech 50

The Hokies lost at Florida State, 70-50, in Tallahassee on Wednesday night.

Cadarian Raines came off the bench to lead the Hokies with 13 points and **Will Johnston** tied a career-high with 12 points off the bench.

Welcome Whit Babcock

On Friday, Jan. 24, **Whit Babcock** was hired as the new Director of Athletics at Virginia Tech.

Babcock is a 1992 graduate of James Madison University and a native Virginian.

He will begin his duties at Virginia Tech on Feb. 17

Scoring 1,000

Jarell Eddie currently has 1,077 points at Virginia Tech and is 38th in career scoring for the Hokies.

Injury Update

Adam Smith (left calf strain) is out for at least this week and **C.J. Barksdale** (strained groin) is questionable for today's game. **Marshall Wood** (flu) missed the Florida State game but is probable for today's game

ACC Legend

Bobby Stevens has been named Virginia Tech's "ACC Legend" for 2014.

Up Next

The Hokies take the mid-week off before returning to Cassell Coliseum next Saturday to open a three-game home stand against defending ACC champion Miami. The game will tip-off at 6 p.m. and be shown on regional sports networks.

2013-14 GAME NOTES

SCHEDULE & RESULTS (8-14, 1-9 ACC)

Date Opponent

Coaches Vs. Cancer Classic (Blacksburg, Va.)

11/ 9	USC UPSTATE (ESPN3)	L	63-64
11/12	WEST VIRGINIA (ESPN)	W	87-82

Coaches Vs. Cancer Classic (Blacksburg, Va.)

11/15	WESTERN CAROLINA (ESPN3)	W	79-61
11/18	VMI (ESPN3)	W	105-92

Coaches Vs. Cancer Classic (Brooklyn, N.Y.)

11/22	vs. #1 Michigan State# (truTV)	L	77-96
11/23	vs. Seton Hall# (truTV)	L	67-68
11/26	FURMAN (ESPN3)	W	75-54
11/29	RADFORD (ESPN3)	W	81-56
12/ 3	WINTHROP (ESPN3)	W	81-63
12/ 8	at Miami* (ESPNU)	W	61-60 (OT)

Governor's Holiday Hoops Classic (Richmond, Va.)

12/21	vs. VCU# (NBCSN)	L	52-82
12/28	UNC GREENSBORO (ESPN3)	L	52-55
12/31	UMES (ESPN3)	W	82-66
1/ 7	#2/2 SYRACUSE* (ACCN)	L	52-72
1/11	BOSTON COLLEGE* (RSN)	L	59-62
1/15	CLEMSON* (RSN)	L	49-56
1/19	at Notre Dame* (ESPNU)	L	63-70
1/22	WAKE FOREST* (RSN)	L	77-83
1/25	at Virginia* (ACCN)	L	45-65
1/29	at Boston College* (RSN)	L	52-76
2/ 1	MARYLAND* (ACCN)	L	60-80
2/ 5	at Florida State* (RSN)	L	50-70

2/ 8	at #25/22 Pittsburgh*	12 p.m.	RSN
2/15	MIAMI*	6 p.m.	RSN
2/18	VIRGINIA*	9 p.m.	ACCN
2/22	NC STATE*	2 p.m.	RSN
2/25	at Duke*	7 p.m.	ESPN
3/ 1	NORTH CAROLINA*	2:30 p.m.	ACCN
3/ 4	at Maryland*	8 p.m.	ACCN
3/ 8	at Georgia Tech*	2 p.m.	ESPN/2

ACC Tournament (Greensboro, N.C.)

3/12-	ACC Tournament	ACCN/ESPN/ESPN2
3/16	(Greensboro Coliseum, Greensboro, N.C.)	

* - Atlantic Coast Conference Games

- Coaches Vs. Cancer Classic

% - Governor's Holiday Hoops Classic

All times are EST and are subject to change

Television/Internet

Regional Sports Networks

Tom Werme & Mike Gminski



Radio

Virginia Tech IMG Sports Network

Bill Roth & Mike Burnop



Follow us on twitter

@VT_MBBall



Virginia Tech Athletics Communications

Primary Contact

Bill Dyer - Associate Director

wdyer@vt.edu

(o) - 540-231-8853

(c) - 540-998-5906

Secondary Contact

Rachel Perreault - Assistant Director

rachelp5@vt.edu

(o) - 540-231-2228

Hokie starters from last game

F	32	Trevor Thompson <i>Earned the start at Florida State</i>	Fr.	6-11	Indianapolis, Ind.
F	2	Joey van Zegeren <i>Had nine rebounds at Florida State</i>	r-So.	6-10	Hoogeveen, The Netherlands
F	31	Jarell Eddie <i>Recorded double-double at Boston College</i>	Sr.	6-7	Charlotte, N.C.
G	15	Ben Emelogu <i>Scored 21 points against Maryland</i>	Fr.	6-5	Grand Prairie, Texas
G	11	Devin Wilson <i>Scored career-high 26 points in loss to Wake Forest</i>	Fr.	6-4	McKees Rocks, Pa.

The Series vs. Pittsburgh

This is the first meeting between the two schools as ACC members ... Pittsburgh leads the all-time series, 5-3 ... Pitt won the last meeting, 74-61, in the quarterfinal of the 2004 Big East Tournament in Madison Square Garden on March 11, 2004 ... Tech is 1-2 against Pitt in road games and has dropped the last two road games in the series ... The Hokies are 0-1 in the Petersen Events Center ... Tech is 0-3 in conference games against the Panthers, all coming in the Big East Conference ... Pittsburgh was ranked in each of the three most recent meetings.

Last Time Out: FSU 70, VT 50

The Hokies lost at Florida State, 70-50, in the Donald L. Tucker Center on Wednesday night ... **Cadarian Raines** led the Hokies with 13 points off the bench and **Will Johnston** tied a career-high with 12 points ... **Joey van Zegeren** grabbed a game-high nine rebounds for Tech ... The Hokies out-rebounded the Seminoles, 37-33, including a 16-6 edge on the offensive glass.

Games Missed

It has been well-documented that the Hokies have suffered a slew of injuries and illnesses, so here's a note on games missed ... So far this season, scholarship players at Virginia Tech have missed a total of 18 game appearances due to either illness or injury and 12 of those games have come against ACC competition ... These numbers do not include the fact that Marquis Rankin left the team at the semester break, having not played at all this season.

Not in Tallahassee

When the Hokies boarded the plane for Tallahassee on Tuesday afternoon, three players, **Adam Smith** (left calf), **C.J. Barksdale** (groin) and **Marshall Wood** (flu), did not make the trip ... At the time, the Hokies were averaging 67.6 points per game ... The trio of players missing the game totaled 24.2 ppg, or 35.8 percent of the team's average scoring.

A Return, of Sorts

Today marks **Devin Wilson's** return home ... The Hokies' starting point guard is a native of nearby McKees Rocks, Pa., where he played basketball and football at Montour High School ... This is the second of three trips this season where Hokies will be playing in the metropolitan area of their hometowns ... **Cadarian Raines** (Petersburg) **Will Johnston** (Midlothian) and **Greg Donlon** (Midlothian) played against VCU in Richmond in December and Tech will play its final regular season game at Georgia Tech in Atlanta, near **Adam Smith's** hometown of Jonesboro.

Logging A Lot of Away Time

Last Saturday was the Hokies' only home game between Jan. 22 and Feb. 15 and the second between Jan. 15 and Feb. 15 ... Tech opened January with a three-game home stand, but all three of those games came before school started on Jan. 21 ... When the Hokies return to Cassell Coliseum next Saturday, it will be the beginning of another three-game home stand.

Getting There A Lot

Devin Wilson leads all ACC freshmen in free throw attempts this season ... Wilson is averaging 5.7 free throw attempts per game this season, seventh-best among all ACC players this season ... He has shot more free throws (126) than the next two Hokies on the list (116).



Devin Wilson

Reaching New Levels

With his three-point field goal at the 18:21 mark of the first half in the loss to #2/2 Syracuse, **Jarell Eddie** recorded his 1,000th career point ... He was the 44th player in Virginia Tech history to score 1,000 career points ... He has a career point total of 1,077 points, 38th on the all-time list ... In the game at Florida State, he passed Jay Purcell on the Tech scoring list.



Jarell Eddie

A Dynamic Duo

The Hokies have started a pair of freshmen in the backcourt for a good portion of this season, **Ben Emelogu** and **Devin Wilson** ... The pair is averaging 20.3 points per game this season, the second-highest average for any freshman duo in the ACC this season ... Only the duo of Jabari Parker and Matt Jones of Duke, who are averaging 20.9 points per game, is ahead of Wilson and Emelogu ... NC State's duo of Anthony Barber and Lennard Freeman is third at 15.1 points per game.



Ben Emelogu

Seeing More Time

Entering this season, **Will Johnston** averaged 9.9 minutes played per game for his career and averaged 11.0 minutes played per game last season ... So far this season, Johnston is averaging 16.7 minutes played per game overall and 18.3 mppg in ACC play this season ... Johnston played 34 minutes against Wake Forest and 31 minutes at Virginia, starting both games.

Finally a Two

Will Johnston has earned significant playing time during the last two seasons, primarily because of his three-point shooting ... After hitting a career-high-tying four three-pointers at Florida State, he has now made 39 field goals and all but three of them have been three-pointers ... Johnston scored a two-point field goal in the Maryland game ... During the off-season, Johnston was awarded a scholarship for his efforts both on and off the court ... He made a career-high four three-pointers in the win over Furman, a feat he matched at FSU.



Will Johnston

JvZ Blocking

Joey van Zegeren is having an outstanding season blocking shots for the Hokies... He tied his then-career-high with five blocked shots in the loss at home to Boston College ... In the loss at Notre Dame, JvZ recorded a career-high six blocked shots ... He has 41 blocked shots so far this season, the most in a season for a Hokie since Victor Davila blocked 41 shots in 34 games in the 2010-11 season.



Joey van Zegeren

Struggling Through Injuries

Ben Emelogu suffered a sprained right ankle in the final play of practice on Friday, Jan. 17 ... Emelogu did not play against Notre Dame or Wake Forest, but returned to play in the loss at UVa and got the start at Boston College before scoring 21 points in the loss to Maryland ... **Adam Smith** made the start at Notre Dame, but saw limited time and he continues to be hampered by a strained left calf, an injury suffered in late November and an MRI revealed a stress fracture in the left fibula as well ... He will be out for two weeks and will be reevaluated at that time ... Joining Emelogu and Smith is **C.J. Barksdale** ... He has struggled with a slew of injuries this season and missed the last three games with a strained groin ... He is questionable for today's game ... **Marshall Wood** missed the Florida State game with the flu, but is hopeful to return for today's game.



Adam Smith



C.J. Barksdale

2 Frosh with 20

With his career-high 20 points in the loss at Notre Dame, **Devin Wilson** joins **Ben Emelogu** as the first Virginia Tech freshmen to each have 20-point games in the same freshman season ... Emelogu scored 22 points in the win over West Virginia on Nov. 12, 2013 and had his second such game with 21 points against Maryland ... The last duo to pull off the feat was Jeff Allen and Malcolm Delaney, who each had a single 20-point scoring night in their freshman season of 2007-08.

Hasn't Happened Often

Devin Wilson scored a career-high 26 points in the loss to Wake Forest ... That is the second-highest point total in a game by a Virginia Tech freshman since 1999 ... The only time a Virginia Tech freshman scored more than 22 points in a game was on Jan. 28, 2006, when A.D. Vassallo scored 29 points at Wake Forest ... When **Ben Emelogu** scored 22 points in the win over West Virginia, he became the first Tech freshman to score 20-or-more points in a game since Malcolm Delaney scored 20 points as a freshman in a loss at No. 5 North Carolina on Feb. 16, 2008 ... Emelogu's 21 points in the loss to Maryland was just the 19th time since 1999 that a Hokie freshman has scored 20-or-more points in a game.

Talking Trevor

In the win over VMI, **Trevor Thompson** recorded five blocked shots ... That is the most blocked shots by a Virginia Tech freshman since **Cadarian Raines** blocked five shots in a win over UMBC on Dec. 22, 2009 ... In the win over Western Carolina, he recorded his first career double-double ... He scored 15 points and grabbed 11 rebounds in just 21 minutes of action ... It's the first double-double by a Hokie freshman since **Marshall Wood** had 14 points and 16 rebounds in an overtime loss at NC State last season ... It was Tech's first of the season ... In the loss to Wake Forest, Thompson recorded his second career double-double, with 10 points and a career-high 12 rebounds in just 18 minutes of action ... It marks the first time that a Virginia Tech freshman has recorded multiple double-doubles in a season since Jeff Allen had nine double-doubles as a freshman in the 2007-08 season ... His 12 rebounds is the most by a Hokie freshman since Wood's 16 rebounds in the NC State game last season ... Thompson made his second start of the season at Florida State.



Trevor Thompson

5 in the 20-Point Club

So far this season, five Hokies have scored 20-or-more points in a game ... Most recently, **Ben Emelogu** posted 21 points against Maryland, joining **Adam Smith**, **Devin Wilson**, **Cadarian Raines** and **Jarell Eddie** in the 20-Point Club ... The last time that Tech saw five players score at least 20 points in a game in the same season was the 2005-06 season, when Coleman Collins, Zabian Dowdell, Jamon Gordon, Deron Washington and A.D. Vassallo all matched the mark ... Tech also had five score 20 in the 2004-05 season.

Hot Inside on a Cold, Winter's Night

In the loss at Notre Dame, the Hokies shot 52.1 percent from the field, including 62.5 percent in the second half ... The 52.1 percent is Tech's highest percent in ACC play this season and third-highest overall this season ... The last time the Hokies shot better than 52.1 percent from the field in an ACC game was when Tech went 23-of-42 from the field (54.8 percent) in the win over Clemson on March 2, 2013 ... Tech shot 62.5 percent from the field in the first half of that game ... The last time Tech hit better than 62.5 percent from the field in a half was the 81-63 win over Winthrop on Dec. 3, 2013.

Two With Twenty

In the loss to No. 1 Michigan State, **Adam Smith** scored 27 points and **Jarell Eddie** scored 23 points ... It marked the first time that two Hokies each had 20-or-more points in the same game since Jan. 9, 2013, when Erick Green scored 24 points and Eddie had 21 points in a loss to Boston College ... In the loss at Notre Dame, **Devin Wilson** and **Cadarian Raines**, who each scored 20 points, matched the feat ... In the loss to Wake Forest, Wilson scored 26 points and Eddie scored 20 points, which combined with the Notre Dame game, became the first time since November 2012 that the Hokies had consecutive games in which two players scored 20-or-more points.

A Lot of Points in a Double

Jarell Eddie recorded his fourth double-double this season and seventh of his career with 23 points and 10 rebounds at Boston College ... The last time a Hokie scored at least 23 points in a double-double was on Dec. 8, 2012, when Erick Green had 23 points and 10 assists at West Virginia ... The last time a Hokie had at least 23 points in a double-double that included rebounds was on Feb. 13, 2011, when Jeff Allen had 25 points and 14 rebounds in a home win over Georgia Tech ... Allen had eight games of at least 20 points and 10 rebounds in his career.

Putting in the Time

Devin Wilson is averaging 33.2 minutes played per game this season, highest on the team ... The last Hokie to average more minutes played in their freshman season were teammates Zabian Dowdell and Jamon Gordon, who averaged 33.8 and 33.3 minutes played per game in their freshman season of 2003-04 ... Wilson played all 40 minutes in the loss to Wake Forest and played 39 minutes in the loss at Virginia ... In the loss to Maryland, he was credited with 40 minutes of action, but actually came off the court for a stretch of 11 game seconds.

Dishing It Out

In the win over Furman, **Devin Wilson** recorded 11 assists ... The last Hokie freshman to record 11 assists in a single game was Dell Curry, who had 11 assists as a freshman against Maryland-Eastern Shore on Dec. 4, 1982 ... The 11 assists is also one assist shy of the Tech overall school record of 12, set by Dave Sensibaugh, Bimbo Coles and, most recently, Troy Manns in 1997 ... Wilson also has two games of eight assists each ... Wilson is fourth in assists in the ACC, second among ACC freshmen.

And Hauling It In

Devin Wilson grabbed a career-high seven rebounds in the loss to UNCG ... It is the most rebounds for a Virginia Tech freshman point guard since Malcolm Delaney grabbed eight rebounds in a win over Boston College on Feb. 26, 2008.

And Scoring the Ball

Devin Wilson set a then-career-high with 20 points in the loss at Notre Dame ... Entering the locker room at intermission, he had two points ... His 18 second-half points is the most by a Hokie this season and the most second half points by a Hokie since Erick Green scored 21 points in the second half at Virginia on Feb. 12, 2013 ... Wilson had "just" three assists in the win over Maryland-Eastern Shore, but concentrated more on scoring the ball ... While fellow freshman **Ben Emelogu** recorded a career-high nine assists and no turnovers, Wilson tied a then-career-best with 16 points ... He also made his second three-pointer of the season ... Wilson upped his career-high to 26 points in the loss to Wake Forest, 25 points coming in the second half.

Being Stingy

In the loss to Boston College on Jan. 11, the Hokies committed a season-low six turnovers ... That is the fewest turnovers for the Hokies in a game since committing five turnovers in a loss at Clemson on Jan. 27 last season ... The Hokies matched that total of six turnovers in the loss to Wake Forest.

Cap & Gown

On Friday, Dec. 20, the Virginia Tech men's basketball team traveled to Richmond, Va., to play the next day against VCU in the Governor's Holiday Hoops Classic ... Before the bus rolled down the highway, the team and, in particular, **Cadarian Raines** had something to do ... Raines earned his bachelor's degree in sociology from the College of Liberal Arts that morning in Cassell Coliseum and his teammates were all there to see the accomplishment ... After plenty of photos and congratulations from family, friends and teammates, Raines hopped on the bus for the three hour trip to the State Capital.



Cadarian Raines

Increased Swats

The Hokies are third in the ACC and 36th in the nation in blocked shots this season ... Tech is averaging 5.1 blocked shots per game, up from an average of 3.9 blocked shots per game last season ... Three different Hokies have blocked five shots in a single game and five Hokies have reached double figures in blocks so far this season.

350 and Counting

The Hokies have hit at least one three-pointer in every game since joining the ACC in the 2004-05 season ... Tech has now hit a three in 356 consecutive games, the most in school history ... Since the three-point arc was added to college basketball for the 1986-87 season, the Hokies have hit at least one three in all but three games ... The last time that the Hokies did not record a three-point field goal in a game was at Providence on Feb. 1, 2003.

Always There When You Need Him

In the loss at Notre Dame, **Christian Beyer** earned his first collegiate start ... The walk-on from New Bern, N.C., has seen increased playing time in the last several weeks due to injuries and other factors for the Hokies ... Coming off the bench at VCU, Beyer saw 16 minutes of action, all coming in the second half ... He led the team with eight rebounds, including three off the offensive glass ... In the loss to Clemson, Beyer led the team in rebounding and played a season and ACC-game high of 26 minutes ... He tied his career-high with 27 minutes played at Boston College, scoring seven points and grabbing six rebounds.



Christian Beyer

Juggling the Injuries

Twenty-two games into the 2012-13 season, the Hokies had used four different starting line-ups ... This year, head coach **James Johnson** has been forced to juggle his line-ups game-by-game, due, primarily to injuries ... In the loss at Notre Dame, Johnson used his ninth different starting line-up ... In the end, Tech used six different starting line-ups last season.

Back on the Scene

Senior post player **Cadarian Raines** had seen his playing time cut back recently and had not scored in double figures for the Hokies since the first game of the season ... All that changed on Jan. 19, as Raines posted a career-high 20 points and led the Hokies with six rebounds in the loss at Notre Dame ... Raines came off the bench to play 22 minutes ... Raines came off the bench to lead the Hokies with 13 points in the loss at Florida State, playing 27 minutes.

Spreading the Offense Around

When **Will Johnston** and **Joey van Zegeren** scored in double figures in the win over Furman, it marked the ninth and 10th different players to record a double-figure scoring game this season ... Eight players scored at least 10 points in a game in the each of the previous four seasons.

Mueller to Sit Out This Season

The NCAA has ruled freshman guard **Malik Mueller** ineligible for the 2013-14 season due to initial eligibility rules ... Mueller is able to practice with the team this season and will be eligible to play four years beginning next season.



Malik Mueller

Keep Off the Glass

In the win over Winthrop, the Hokies outrebounded the Eagles, 37-22 ... The 22 rebounds by WU is the fewest by a Tech opponent since Boston College had 19 rebounds in a 66-65 Hokie win in Cassell Coliseum on Feb. 12, 2012 ... The 59 combined rebounds in the Winthrop game is the fewest in a Virginia Tech game since March 2, 2013, when Tech and Clemson combined for 54 rebounds in a 69-61 Hokies win in Cassell Coliseum ... Tech held Maryland-Eastern Shore to 26 rebounds on Dec. 31.

That's A Lot in A Little

The win over VMI was the final game in a stretch that saw the Hokies open the season with four games in the first nine days of the regular season.

Two With Doubles

In the win over Radford, **C.J. Barksdale** (14 pts./10 rebs.) and **Jarell Eddie** (13 pts./10 rebs.) each recorded double-doubles ... It marked the first time since Jeff Allen (18 pts./15 rebs.) and Victor Davila (12 pts./10 rebs.) each recorded double-doubles in the win over No. 1 Duke on Feb. 26, 2011.

500-Plus in the Cassell

The Hokies have a 537-171 overall record in Cassell, good for a .758 winning percentage ... Tech is 7-7 in Cassell Coliseum this season and was 10-7 in Cassell last season ... Tech was 11-7 in the 2011-12 season and was 12-4 in Cassell the season before, the 50th year for the arena ... The win over Florida State on Jan. 8, 2011, was the 500th victory in the building ... The win over FSU in 2008 marked the Hokies' 600th game played in Cassell Coliseum ... Tech defeated Rhode Island, 86-63, on Nov. 20, 2002, in its 500th game in the arena ... Tech has had just one break-even home season and one losing season in Cassell Coliseum ... The 17 victories for the Hokies at home in the 2009-10 season set a new Cassell Coliseum and school record ... Including all home games, the Hokies are 836-320 (.723).

Career Double-Doubles

2009-10 Season

No active players

2010-11 Season

No active players

2011-12 Season

Jarell Eddie (1)
vs. BYU (12 pts./14 rebs.)*

2012-13 Season

Jarell Eddie (2)
vs. ETSU (17 pts./10 rebs.)
vs. Oklahoma State (15 pts./12 rebs.)

Cadarian Raines (2)
vs. Rhode Island (10 pts./12 rebs.)*
vs. VMI (14 pts./10 rebs.)

C.J. Barksdale (1)
at Georgia Tech (11 pts./10 reb.)

Marshall Wood (1)
at NC State (14 pts./16 reb.)*

2013-14 Season

Jarell Eddie (4)
vs. Seton Hall (19 pts./11 rebs.)
vs. Furman (14 pts./10 rebs.)
vs. Radford (13 pts./10 rebs.)
at Boston College (23 pts./10 rebs.)

Trevor Thompson (2)
vs. WCU (15 pts./11 rebs.)*
vs. Wake Forest (10 pts./12 rebs.)*

C.J. Barksdale (1)
vs. Radford (14 pts./10 rebs.)

* - career highs at the time

2,500 Games

The game against Clemson marked the 2,500th game in school history ... Virginia Tech is now 1365-1141 all-time in collegiate basketball, good for a .545 winning percentage ... This is the Hokies' 105th season of men's basketball.

Hokies vs. Ranked Teams

Today's game marks the Hokies' third game against a nationally-ranked opponent ... With the loss to No. 2 Syracuse, the Hokies are 13-45 against nationally ranked teams since joining the ACC for the 2004-05 season ... Tech is 30-153 all-time against teams ranked in the AP poll ... Tech is 0-2 this season and was 1-4 against ranked teams last season ... The last time the Hokies defeated a nationally-ranked team was Dec. 1, 2012, when Tech defeated No. 15 Oklahoma State, 81-71, in Cassell Coliseum ... These numbers are only for teams ranked in the AP poll.

Hokies vs. No. 1

With the loss to Michigan State, Virginia Tech is 4-8 all-time against teams ranked No. 1 in the AP poll ... Tech is 3-4 against No. 1 since joining the ACC ... The Hokies are 0-4 against top-ranked teams in neutral site games ... These numbers are only for teams ranked in the AP poll.

Rebounding Differential

In the win over VMI, the Hokies outrebounded the Keydets, 52-31 ... The 21-rebound differential is the largest for the Hokies since outrebounding Oklahoma State, 47-24, on Dec. 31, 2011 in a 67-61 Tech win in Stillwater.

Balanced Attack

When **Devin Wilson** and **Cadarian Raines** led the Hokies in scoring in the loss at Notre Dame, Raines became the seventh different Hokie to lead the team in scoring this season ... Last season, only Erick Green and **Jarell Eddie** led the team in scoring in a game.

Hitting Threes

The Hokies made a season-high 13 three-pointers in the loss to No. 1 Michigan State ... It is the most three-point field goals made by the Hokies since they made 14 threes in a win at UNC Greensboro on Nov. 19, 2012 ... With the 12 made three-pointers in the win over Furman, Tech made 10-or-more three-pointers in four consecutive games, the first time that has happened at least since the 1999-2000 season ... With the 12 three-point field goals in the overtime win at Miami, the Hokies have made at least 10 three-pointers in five of their 18 games, plus five more games of 8-or-more three-pointers.

TOP INDIVIDUAL PERFORMANCES**VIRGINIA TECH****Points**

34	Jarell Eddie vs. Winthrop
28	Adam Smith vs. Radford
27	Adam Smith vs. Michigan State
26	Devin Wilson vs. Wake Forest
24	Jarell Eddie at Miami
23	Jarell Eddie vs. Michigan State
23	Jarell Eddie at Boston College
22	Ben Emelogu vs. West Virginia
21	Jarell Eddie vs. VMI
21	Ben Emelogu vs. Maryland
20	Cadarian Raines at Notre Dame
20	Devin Wilson at Notre Dame
20	Jarell Eddie vs. Wake Forest

Rebounds

12	Trevor Thompson vs. Wake Forest
11	Trevor Thompson vs. WCU
11	Jarell Eddie vs. Seton Hall
10	Jarell Eddie vs. Furman
10	Jarell Eddie vs. Radford
10	C.J. Barksdale vs. Radford
10	Joey van Zegeren at Miami
10	Jarell Eddie at Boston College

Assists

11	Devin Wilson vs. Furman
9	Ben Emelogu, UMES
8	Devin Wilson vs. Seton Hall
8	Devin Wilson vs. Winthrop
7	Devin Wilson at Notre Dame
6	Devin Wilson vs. UNCG
5	four times

Steals

3	Cadarian Raines vs. WCU
3	Devin Wilson vs. Boston College
3	Devin Wilson at Florida State
2	10 times

Blocks

6	Joey van Zegeren at Notre Dame
5	Joey van Zegeren vs. USC Upstate
5	Cadarian Raines vs. West Virginia
5	Trevor Thompson vs. VMI
5	Joey van Zegeren vs. Boston College
4	Jarell Eddie vs. Michigan State
3	five times

OPPONENTS**Points**

29	Adreian Payne, Michigan State
27	Stephen Croone, Furman
27	Melvin Johnson, VCU
24	Travis McKie, Wake Forest
24	Aaron Thomas, Florida State
22	Rodney Glasgow, VMI
22	QJ Peterson, VMI
21	Pat Connaughton, Notre Dame
20	D.J. Covington, VMI
20	Codi Miller-McIntyre, Wake Forest
20	Joe Rahon, Boston College (A)

Rebounds

12	Ryan Anderson, Boston College (H)
11	Devin Williams, West Virginia
11	Donnavan Kirk, Miami (A)
11	Juvonte Reddic, VCU
10	Jodd Maxey, USC Upstate
10	Adreian Payne, Michigan State
10	Branden Dawson, Michigan State
10	Eugene Teague, Seton Hall
10	Kyle Cain, UNCG
10	Jerami Grant, Syracuse

Assists

10	Codi Miller-McIntyre, Wake Forest
7	Juwan Staten, West Virginia
7	Keith Appling, Michigan State
7	Tyler Ennis, Syracuse
7	Seth Allen, Maryland
6	JeQuan Lewis, VCU
6	Joe Rahon, Boston College (A)
5	five times

Steals

5	JeQuan Lewis, VCU
4	QJ Peterson, VMI
4	Briante Weber, VCU
3	Keith Appling, Michigan State
3	Branden Dawson, Michigan State
3	Juvonte Reddic, VCU
3	Fuquan Edwin, Seton Hall
3	Lonnie Jackson, Boston College (A)
2	21 times

Blocks

5	Ryan Anderson, Boston College (A)
4	Kenneth Hall, WCU
3	six times

Hokies in Overtime

With the win at Miami, the Hokies are now 60-45 all-time in overtime games ... Tech is 1-0 this season and was 2-2 in overtime games last season ... Tech is 27-23 in road overtime games, 26-9 in home overtime games and 7-13 on neutral courts ... Tech is 13-5 in ACC overtime games ... Tech is 3-6 all-time in overtime games against ranked teams ... Tech is 5-8 in double-overtime games and 1-2 in triple overtime games.

Commonwealth Notes

With the loss to Virginia, Virginia Tech is 423-309 (.578) all-time against schools from Virginia ... Tech is 2-2 this season against schools from the Commonwealth and was 1-2 last season against state schools ... The Hokies have played 14 schools from the state ... With the win over Norfolk State on Dec. 11, 2011, the only state Division I school that Tech has not played is Hampton ... Tech holds winning records against 10 of the schools and even records against two others ... Tech has played VMI, Radford, VCU and UVa from the Commonwealth this season.

Captain Ben

Although he is only a freshman, **Ben Emelogu** was named a team captain this season for the Hokies early in the preseason ... The guard from Grand Prairie, Texas came to Tech during the summer and established himself with his teammates immediately, earning the honor ... It took a great effort to even play in the Western Carolina game, as Emelogu was suffering from flu-like symptoms and received an IV prior to the game ... He scored 16 points in 27 minutes in that victory.

Tripling on Doubles

In the loss to Seton Hall, **Jarell Eddie** recorded his first double-double of the season with 19 points and 11 rebounds, to go along with four blocked shots and four assists ... He made it two straight double-doubles with 14 points and 10 rebounds in the win over Furman and in the win over Radford, he pushed the streak to three consecutive double-doubles, with 13 points and 10 rebounds ... It marked the first time since Feb. 13, 15 and 19 of 2011 that a Hokie has had three consecutive double-doubles, when Jeff Allen recorded the last three of his seven consecutive double-doubles ... Eddie recorded his fourth double-double of the season and seventh of his career with 23 points and 10 rebounds in the loss at Boston College.

Eddie was Honored

Jarell Eddie was named the ACC Player of the Week for the week ending Dec. 9, 2013 ... This was the first time that Eddie won the award and is the first Hokie to earn the honor this season ... The same week, Tech women's basketball player Uju Ugoka won the same award for ACC women, marking the first time since joining the conference in 2004 that the Hokies have swept both the men's and women's award in the same week ... He was named to the All-Tournament team of the Coaches Vs. Cancer Classic ... In two games in Brooklyn, Eddie combined for 42 points, and 12 rebounds and registered his first double-double of the season ... He made a career-high six three-pointers in the loss to No. 1 Michigan State.

Quite A Break

The VCU game was the Hokies' first game since winning their ACC opener at Miami on Dec. 8 ... The 13-day break was the longest for the Hokies since the 2007-08 season, when Tech opened the season on Nov. 9 with a win over Elon and did not play again until Nov. 22, when they defeated Eastern Washington in the Great Alaska Shootout in Anchorage.

The Multi-Lingual Big Man

Communicating with forward **Joey van Zegezen** is easy for most students at Virginia Tech, regardless of nationality ... The redshirt sophomore from The Netherlands is fluent in five languages and has understanding of several others ... If you see him around campus, make sure to say "Hello", or "Hola", or "Hallo", or "Bonjour", or, well, you get the idea.

There's a First Time for Everything

Will Johnston made his first collegiate start at Virginia last year ... It marked the first time a walk-on had started for the Hokies since **Joey Racer** started in the home finale against NC State two seasons ago ... It was the first time that the Hokies have started a walk-on in a non-Senior Day situation since at least the 1999-2000 season ... Johnston also got the start at NC State and again in the win over Florida State and at Miami last season and this season, got the start in the win over Winthrop, playing a career-high 30 minutes and again in the overtime win at Miami ... In the loss at Notre Dame, walk-on **Christian Beyer** made his first collegiate start.

Cleaning the Glass

The Hokies grabbed a season-high 22 offensive rebounds in the loss to Wake Forest ... The previous high this season was 17 offensive boards in the win over VMI ... The 22 total is tied for the second-most in a game by the Hokies since joining the ACC and is the most by the Hokies against an ACC opponent in a regulation game since joining the league in 2004-05 season ... The last time the Hokies had 22 offensive rebounds in a game was in a 59-57 win over Oklahoma State in the Preseason NIT at Madison Square Garden in 2001 ... Tech grabbed 27 offensive rebounds in a 104-100 double overtime loss to Maryland in Cassell Coliseum on Feb. 27, 2007 ... It is the 11th time that Tech has grabbed 20-or-more offensive rebounds in a game since joining the ACC and the sixth time with 20-or-more offensive rebounds in an ACC game.

Welcome Whit Babcock

On Friday, Jan. 24, Virginia Tech announced the hiring of Whit Babcock as the new Director of Athletics ... Babcock, a native Virginian and a 1992 graduate of James Madison University, comes to Blacksburg from the University of Cincinnati, where he has served in the same capacity for the past two years ... Welcome to the Hokie Nation!

Points for Pondering

Led VT in Scoring: Eddie (10), Wilson (4), Smith (3), Emelogu (3), Raines (2), Wood (1), Barksdale (1)
Double Figure Scoring Games: Eddie (15), Emelogu (9), Smith (7), Barksdale (6), Wilson (6), Raines (3), Wood (3), van Zegezen (2), Thompson (2), Johnston (2)
40-point Games: none
30-39-point Games: Eddie (1)
20-29-point Games: Eddie (5), Smith (2), Wilson (2), Emelogu (2), Raines (1)
Led VT in Rebounding: Eddie (7), van Zegezen (7), Wood (3), Thompson (3), Barksdale (2), Beyer (2), Raines (2), Emelogu (1), Wilson (1)
Double Figure Rebounding Games: Eddie (4), Thompson (2), Barksdale (1), van Zegezen (1)
Led VT in Assists: Wilson (16), Smith (3), Eddie (3), Emelogu (3), Raines (1), Johnston (1)
Double Figure Assist Games: Wilson (1)
Double-Doubles: Eddie (4), Thompson (2), Barksdale (1)
Most Points in a Half: 61 (2nd vs. VMI)
Fewest Points in a Half: 17 (1st at UVa)
Most Points Allowed in a Half: 59 (2nd vs. VMI)
Fewest Points Allowed in a Half: 17 (1st vs. Furman)
Largest Lead: 27 pts. (67-40 vs. UMES)
Largest Deficit: 34 pts. (47-81, vs. VCU)
Largest Margin of Victory: 25 pts. (81-56 vs. Radford)
Largest Margin of Defeat: 30 pts. (52-82 vs. VCU)
Largest Deficit Overcome in a Victory: 17 pts. (12-29, vs. WVU)
Largest Lead Lost in a Loss: 11 pts. (43-32 vs. UNCG)
Largest Halftime Lead: 23 pts. (46-23 vs. UMES)
Largest Halftime Deficit: 20 pts. (22-42 vs. VCU)
Average Margin of Victory: 14.6 ppg
Average Margin of Defeat: 13.1 ppg
Average Margin: -2.9 ppg
 *- Includes ties

Career Scoring

Here is where **Jarell Eddie** stands as he nears the list of 1,000-point scorers at Virginia Tech.

Career Scoring

34. Rolan Roberts (1997-00)..... 1,169
 35. Dick Sayre (1947-51)..... 1,165
 36. Coleman Collins (2003-07) 1,144
 37. Brian Chase (1999-2003) 1,115
 38. **Jarell Eddie (2010-present)..... 1,077**

On This Date

Virginia Tech is 21-12 all-time in games played on Feb. 8 ... Tech won its last two games on this date, most recently a 91-87 overtime victory over NC State in 2009 ... Tech is 7-7 in road games on this date ... The Hokies have never played Pittsburgh on this date and are 2-1 in ACC games on Feb. 8, 1-1 in ACC road games ... Tech is 4-2 against teams currently in the ACC on this date ... Tech is 443-412 all-time on Saturdays and is 0-7 on Saturday this season.

Where to Find It

Many Virginia Tech men's basketball facts are available on hokiesports.com ... Below is a listing of URLs that may be helpful to the media.

The Last Time:

http://www.hokiesports.com/lasttime.html

Tech's all-time games against ranked opponents:

http://www.hokiesports.com/mbasketball/rankedopp.html

Opponent History:

http://www.hokiesports.com/mbasketball/opponents.html

Past Schedules:

http://www.hokiesports.com/mbasketball/pastschedules.html

All-time overtime games:

http://www.hokiesports.com/lasttime.html go to men's basketball and toggle the "Show Only OT Games" button

The Last Time page is customizable to search a wide range of topics.

Player bio pages have career highs, multiple splits and career game-by-game stats.

Virginia Tech Media Policies

Virginia Tech will adhere to the following media practices on the road this season ... Immediately following each Virginia Tech men's basketball road game, head coach **James Johnson** will address the team in the locker room ... After a 5-10 minute period, he will leave the locker room to do his radio interviews ... At this time, 3-4 Virginia Tech players will be available in the hall outside the team locker room, or in an area designated by the host SID ... This area will NOT be the post-game interview room ... This will be the only availability for Virginia Tech players post-game ... Following Coach Johnson's radio obligations, he will proceed directly to the post-game interview room and make his post-game remarks to the media there ... Players will not be available in the locker room area following Coach Johnson's post-game interviews.

Our Name, Please

When referring to Virginia Tech, we ask that you please leave it at that - Virginia Tech ... Virginia Tech University is not now and never has been a name for the school ... The official name of the university is Virginia Polytechnic Institute and State University ... "Vah Tech", VPI, VPI&SU, VPI and SU and Va. Tech are also not recognized names and should not be used ... VT is acceptable as a shortened, agate form ... When referring to the school by its nickname, please use "Hokies" ... Your help in these matters is appreciated.

Virginia Tech Athletics Communications

ON THE INTERNET

www.hokiesports.com

The official Web site of Virginia Tech athletics provides media and fans with schedules, results, rosters, bios, statistics, general releases and game notes on the Hokies.



The Gameday section has live stats, radio and television coverage information and other pertinent information. This section is for home games only.

hokiesports.com/media

A media-only Web site is designed to make the media's job easier. Here you will find high-resolution, color mug shots of every Hokie basketball player and coach available to download. Please contact the Athletics Communications Office for access to this media-only site.

Twitter

Follow the Hokies on Twitter @VT_MBBall.

Instagram

Follow the Hokies on Instagram @vthokiembb.

www.theacc.com

Updated standings, results, schedules, statistics and notes are posted each week during the season.

What is a Hokie?

That's the most frequently asked question regarding Virginia Tech athletics ... The answer leads all the way back to 1896 when Virginia Agricultural and Mechanical College changed its name to Virginia Polytechnic Institute ... With the change came the necessity for writing a new cheer and a contest for such a purpose was held by the student body ... Senior O.M. Stull won first prize for his "Old Hokie" yell which still is used today ... Later, when asked if "Hokie" had any special meaning, Stull explained the words he used had no hidden or symbolic meaning, but had been thought up in an effort to get attention ... Hokie soon became a nickname for all Tech teams and for those people loyal to Tech athletics.

How To Say It

- Cassell ColiseumCastle
- Cadarian Raines.....suh-DARE-ee-un
- Christian BeyerBYE-ur
- Jarell Eddie.....ju-RELL
- Joey van Zegerenvan ZEG-rin
- Kurt Kanaskiekuh-NAS-key
- Marquis Rankin.....mar-KEES
- Ramon Williams.....RAY-mon
- Ben Emelogu.....eeh-MEL-o-goo
- Malik Muellermah-LEEK MEW-lur

WHO TO CONTACT

Request for Interviews

Men's Basketball ACO

Bill Dyer
(540) 231-8852 - office
(540) 998-5906 - cell
wdyer@vt.edu

Secondary Contact

Rachel Perreault
(540) 231-2228 - office
(603) 767-6492 - cell
rachelp5@vt.edu

Requests for Photos

Director of Photography

Dave Knachel
(540) 231-1838
dknachel@vt.edu



Bill Dyer
Associate Director of
Athletics Communications



Rachel Perreault
Assistant Director of
Athletics Communications

Attendance Figures

Virginia Tech, like other ACC schools, announces total tickets distributed at home games ... That includes season tickets, individual game tickets and student tickets.

ACC Legends

Here is a list of Virginia Tech players honored each year as an ACC Legend ... This season's honoree will be announced in late January.

ACC Legends

- | | |
|------|----------------------|
| 2005 | Allan Bristow |
| 2006 | Dell Curry |
| 2007 | Bimbo Coles |
| 2008 | Glen Combs |
| 2009 | John Wetzel |
| 2010 | Chris Smith |
| 2011 | Wayne Robinson |
| 2012 | Dale Solomon |
| 2013 | Ace Custis |
| 2014 | Bobby Stevens |

Lotsa Swats

Virginia Tech recorded 13 blocked shots in the win over West Virginia ... The last time Tech had reached double figures in blocked shots in a game was Feb. 10, 2010, when the Hokies blocked 12 shots in a win at NC State ... The last time Tech blocked more than 13 shots in a game was on Dec. 9, 2009, when the Hokies tied a school record of 15 blocks in a win over VMI in Cassell Coliseum ... Tech also blocked 15 shots in a win over Coastal Carolina on Dec. 4, 1993 ... Tech had nine blocked shots in the win over VMI and eight in the win over Winthrop.

Hot Night at the Line

In the loss to No. 1 Michigan State, the Hokies were 14-15 from the free throw line ... The 93.3 percent is Tech's highest free throw percentage in a game in which they have shot at least 10 free throws since Feb. 21, 2010, when the Hokies made 15-16 from the line in a loss at No. 6 Duke ... An interesting side note, the Hokies have made 25 of their last 26 free throw attempts against Big Ten Conference opponents (96.2 percent).

Excuse Them, They're New

In the win over West Virginia, the three leading scorers for the Hokies were all playing in just their second games in a Tech uniform ... **Ben Emelogu** (22 pts.), **Adam Smith** (19 pts.) and **Devin Wilson** (16 pts.) all made their Virginia Tech debuts just three days earlier ... Smith played two seasons ago as a freshman at UNC Wilmington and Emelogu and Wilson are both freshmen.

Call It a Comeback

Virginia Tech trailed West Virginia, 29-12, with 8:21 remaining in the first half ... From that point forward, the Hokies outscored their rivals from Morgantown, 75-52, to claim an 87-82 victory ... The 17 points is the largest deficit overcome by the Hokies since Feb. 8, 2009, when Tech came back from an 18-point deficit in an overtime win at NC State ... In the overtime win at Miami, the Hokies came back from a 13-point second-half deficit, the largest deficit overcome in a conference game by Tech since the NC State game.

Big Lead in the Locker Room

Virginia Tech took a 38-18 lead into the locker room at halftime in the win over Western Carolina ... The 20-point lead was the Hokies' largest halftime lead since a 44-24 lead against Wake Forest in Cassell Coliseum on Jan. 15, 2011 ... The last time the Hokies led by more than 20 points at the half was a 50-11 lead over Mount St. Mary's in Cassell Coliseum on Jan. 2, 2011.

Hokies in ACC Stats

INDIVIDUALS

	All	ACC
Scoring		
Jarell Eddie	18th	---
Assists		
Devin Wilson	6th	---
3-pt. FG Percentage		
Jarell Eddie	6th	---
3-pt. FG Made		
Jarell Eddie	T 2nd	---
Blocked Shots		
Joey van Zegeren	5th	T 4th
Minutes Played		
Devin Wilson	---	8th

TEAM

	All	ACC
Scoring Offense	12th	13th
Scoring Defense	12th	9th
Scoring Margin	14th	15th
Free Throw Percentage	14th	15th
Field Goal Percentages	15th	15th
Field Goal % Defense	7th	10th
3-pt. FG Percentage	2nd	12th
3-pt. FG% Defense	12th	15th
Rebounding Offense	3rd	T 9th
Rebounding Defense	12th	13th
Rebounding Margin	9th	12th
Blocked Shots	T 3rd	6th
Assists	13th	14th
Steals	15th	12th
Turnover Margin	15th	8th
Assist/TO Ratio	13th	10th
Offensive Rebounds	8th	4th
Defensive Rebounds	2nd	14th
Defensive Rebound Percentage	6th	10th
Offensive Rebound Percentage	12th	10th
Three-Pointers Made	3rd	6th



Tech Talk Live

Tech Talk LIVE!, Presented by Geico is broadcast every Monday night at Bull & Bones Brewhaus and Grill at the First and Main complex in Blacksburg.

The radio program airs from 7-8 p.m. in front of a live audience, and can be heard on Virginia Tech IMG Sports Network radio affiliates throughout the region and on-line through Hokies All-Access.

Coach **James Johnson** appears on the program. Fans are encouraged to attend and can submit a question or comment via hokiesports.com

The Floor General

Devin Wilson has made a stellar debut at Virginia Tech ... Wilson played 34 minutes and scored four points, had four rebounds and three assists, while committing just three turnovers in the loss to USC Upstate... It marked the first time the Hokies had started a freshman at the point in a season-opener since Nov. 9, 2007, when Hank Thorns got the start against Elon in the first game of the 2007-08 season (That's correct, Malcolm Delaney came off the bench in that, his first collegiate game) ... Wilson leads the team in assists, steals and minutes played this season.


Radio Network

Abingdon.....	WFHG-FM	92.7 FM
Blacksburg.....	WBRW-FM	105.3 FM
Blackstone.....	WBBC-FM	93.5 FM
Bluefield, WV.....	WKOY-FM	100.9 FM
Bristol.....	WFHG-AM	980 AM
Charlottesville.....	WKAV-AM	1400 AM
Clifton Forge.....	WJVR-FM	101.9 FM
Clincho.....	WDIC-AM	1430 AM
Clintwood.....	WDIC-FM	92.1 FM
Danville/Chatham/Gretna	WMNA-FM	106.3 FM
Galax.....	WWWJ-AM	1360 AM
Gate City.....	WGAT-AM	1050 AM
Harrisonburg.....	WSIG-FM	96.9 FM
Jacksonville, N.C.....	WAVQ-AM	1400 AM
Lebanon.....	WLRV-AM	1380 AM
Luray.....	WMXH-FM	105.7 FM
Lynchburg.....	WLNI-FM	105.9 FM
Marion.....	WOLD-FM	102.5 FM
Martinsville.....	WMVA-AM	1450 AM
Morningside, Md.....	WNEW-AM	1580 AM
New Bern, N.C.....	WWNB-AM	1490 AM
New Bern, NC.....	WWNB-FM	103.9 FM
Norfolk.....	WNIS-AM	790 AM
Richmond.....	WRNL-AM	910 AM
Richmond.....	WRVA-AM	*1140 AM
Roanoke.....	WSNV-FM	93.5 FM
Staunton.....	WTON-AM	1240 AM
Tazewell.....	WKOY-FM	100.9 FM
Warsaw.....	WNNT-FM	107.5 FM
Warsaw.....	WNNT-AM	690 AM
Washington, DC.....	WJFK-FM	106.7 FM
White Stone.....	WIGO-FM	104.9 FM
Winchester.....	WINC-AM	1400 AM
Wytheville.....	WXBX-FM	95.3 FM

* Station will carry night games only

The Last Time That...

- Tech scored 100 points and won: 105-92, vs. VMI, 11-18-13
- Tech scored 100 points and lost: 100-104 2OT vs. Maryland, 2-27-10
- Tech played in overtime: 61-60, OT, at Miami, 12-8-13
- Tech played in consecutive overtime games: 75-74 at Clemson, 2-8-06 & 77-81 at Virginia, 2-11-06
- Tech played 2 OT: 100-104, 2OT vs. Maryland, 2-27-10
- Tech played 3 OT: 86-90 at WVU, 2-2-83
- Tech scored 100+ points: 105-92, vs. VMI, 11-18-13
- Tech scored 90-99 points: 95-79, vs. Iowa, 11-27-12
- Tech scored 80-89 points: 82-66, vs. UMES, 12-31-13
- Tech scored 70-79 points: 77-83, vs. Wake Forest, 1-22-14
- Tech scored 60-69 points: 60-80, vs. Maryland, 2-1-14
- Tech scored 50-59 points: 50-70, at Florida State, 2-5-14
- Tech scored 40-49 points: 45-65 at Virginia, 1-25-14
- Tech scored 30-39 points: 33-43 at East Carolina, 1966-67 season
- Tech scored 20-29 points: 27-40 at McGuire Gen., 1945-46 season
- Tech scored 10-19 points: 16-45 at Virginia, 1938-1939 season
- Tech scored less than 10 points: 7-31 at W&L, 1922-1923 season
- Tech allowed 100+ points: 100-104, 2OT vs. Maryland, 2-27-10
- Tech allowed 90-99 points: 77-96, vs. Michigan State, 11-22-13
- Tech allowed 80-89 points: 60-80, vs. Maryland, 2-1-14
- Tech allowed 70-79 points: 50-70, at Florida State, 2-5-14
- Tech allowed 60-69 points: 45-65 at Virginia, 1-25-14
- Tech allowed 50-59 points: 49-56 vs. Clemson, 1-15-14
- Tech allowed 40-49 points: 70-49, vs. Mississippi Valley State, 12-10-12
- Tech allowed 30-39 points: 99-34, vs. Mount St. Mary's, 1-2-11
- Tech allowed 20-29 points: 31-25 vs. Richmond, 2-1-46
- Tech allowed 10-19 points: 60-19 vs. Lynchburg College, 1-9-46
- Tech allowed less than 10 points: 28-9 vs. Hampden-Sydney, 1-17-23
- Largest margin of victory: 83 points vs. Randolph Macon Academy, 87-4, 1-10-11
- Largest margin of victory in an ACC game: 29 points vs. Wake Forest, 94-65, 1-15-11
- Two Tech players recorded double-doubles in a game: C.J. Barksdale (14 pts./10 rebs.) & Jarell Eddie (13 pts./10 rebs.) vs. Radford, 11-29-13
- Two Tech players recorded double-doubles in consecutive games: vs. UNC, ACC Tournament, 3-13-09 and vs. Duquesne, NIT, 3-18-09
- Tech player had five or more steals: Manny Atkins (5) vs. Mount St. Mary's, 1-2-11
- Tech player had 10 or more assists in a game: Devin Wilson (11) vs. Furman, 11-26-13
- Tech player had 20 or more rebounds in a game: Jeff Allen (21) vs. Longwood, 12-14-08
- Two Tech players had double figures in rebounds: C.J. Barksdale (10 rebs.) & Jarell Eddie (10 rebs.) vs. Radford, 11-29-13
- Two Tech players had five or more assists: Devin Wilson (5) & Adam Smith (5) vs. Michigan State, 11-22-13



2013-14 Starters

Wilson, Smith, Eddie, Wood, Raines.....	3-2
Wilson, Smith, Eddie, Barksdale, Raines	1-1
Wilson, Johnston, Eddie, Barksdale, van Zegeren.....	1-2
Wilson, Smith, Eddie, Barksdale, van Zegeren	1-0
Wilson, Johnston, Eddie, Wood, van Zegeren	1-0
Wilson, Emelogu, Eddie, Wood, van Zegeren.....	1-4
Wilson, Smith, Beyer, Barksdale, van Zegeren.....	0-1
Wilson, Emelogu, Eddie, Thompson, van Zegeren.....	0-2
Wilson, Emelogu, Eddie, Barksdale, van Zegeren	0-2

Coming Next Year

Virginia Tech has announced the signing of three players to national letters of intent ... Justin Bibbs, a 6-5, 205 lbs., guard from Dayton, Ohio, Jalen Hudson, a 6-5, 190 lbs. guard from Akron, Ohio and T.J. Lang, a 6-7, 190 lbs., wing from Mobile, Ala., all signed with the Hokies on Nov. 13 and will join the program in the fall of 2014.

What's Next

The Hokies take the mid-week off before returning to Cassell Coliseum next Saturday to open a three-game home stand against defending ACC champion, Miami ... The game will tip-off at 6 p.m. and will be televised by regional sports networks.

NCAA Stats

As of Feb. 3, 2014, the Hokies are 47th in the nation in three-point field goal percentage and tied for 43rd in blocked shots per game.

The Last Time That...

Two Tech players scored 20 or more points: Devin Wilson (26 points) & Jarell Eddie (20 points) vs. Wake Forest, 1-22-14
 Two Tech players scored 20 or more points in consecutive games: Erick Green & Jarell Eddie 11-19-12 & 11-23-12
 Tech freshman scored 20 or more points in a game: 26, Devin Wilson, vs. Wake Forest, 1-22-14
 Two Tech freshmen scored in double figures in a game: Trevor Thompson (10 pts.) & Devin Wilson (26 pts.) vs. Wake Forest, 1-22-14
 Tech player scored 30-39 points in a game: 34, Jarell Eddie vs. Winthrop, 12-3-13
 Tech player scored 40-49 points in a game: 41, Dorenzo Hudson vs. Seton Hall, 1-2-10
 Tech player scored 50+ points in a game: 51, Bimbo Coles vs. Southern Miss., 2-6-88
 Tech defeated a ranked opponent on the road: 80-77 at No. 12/13 Clemson, 2-25-09
 Tech defeated a ranked opponent at home: 81-71, vs. No. 15/17 Oklahoma State, 12-1-12
 Tech defeated a ranked opponent on a neutral court: 72-64, vs. No. 21 Virginia, 12-28-95, Roanoke Civic Center
 Tech player had consecutive double-doubles: Jarell Eddie, 11-26-13 & 11-29-13
 Tech player had seven consecutive double-doubles: Jeff Allen, 1-25-11, 1-30-11, 2-2-11, 2-5-11, 2-13-11, 2-15-11 & 2-19-11
 Tech held opponent without a double-figure scorer: 65-47 vs. Miami, ACC Tournament, 3-12-09
 No Tech player scored in double figures: 41-57 vs. Temple, 2-25-96
 Tech had five players score in double figures: 75-54, vs. Furman, 11-26-13
 Tech had six players score in double figures: vs. Wake Forest, 1-15-11
 Tech did not make a three-point field goal: at Providence, 2-1-03
 Tech's opponent did not make a three-point field goal: at NC State, 2-10-10
 Tech did not shoot a free throw in the first half: at Miami, 12-8-13
 Tech did not shoot a free throw in the second half: vs. Virginia, 12-5-10
 Tech allowed a triple-double: Iman Shumpert (22 pts., 12 rebs., 11 assists), at Georgia Tech, 1-25-11
 Tech held an opponent under 10 points in a half: 9 points, vs. Eastern Michigan, 12-22-11
 Tech held an opponent under 20 points in a half: 17 pts., vs. Furman, 11-26-13
 Tech had double-figures in blocked shots: 13, 87-82, vs. West Virginia, 11-12-13
 Tech came back from a double-figure deficit to win: 13 pts. (37-24), at Miami, 12-8-13
 Tech led by 20-or-more points at half time of a game: 20 pts., 38-18, vs. WCU, 11-15-13

He's Legendary

Former Virginia Tech standout Bobby Stevens has been named to the 2014 ACC Men's Basketball Legends Class ... Stevens was a sharpshooting, ball-hawking guard who helped provide the leadership for head coach Don Devoe's 1973 Virginia Tech basketball team which ended up winning the school's first national championship in basketball, claiming the 1973 National Invitation Tournament title in New York's Madison Square Garden with a 92-91 overtime win against Notre Dame ... With the clock running down and Tech trailing by a point, Stevens, who had seven points in the overtime session, threw up a shot which missed, but he was able to get the long rebound and quickly put up a shot at the buzzer that gave the Hokies a one-point overtime upset win over the Irish and the NIT Championship ... The Legends will be honored at this year's ACC Men's Basketball Tournament in Greensboro at the annual ACC Basketball Legends Brunch, which will be held on Saturday, March 15, beginning at 10 a.m. in the Guilford Ballroom of the Sheraton Four Seasons Hotel.



Freshman Points

Since 1999, Virginia Tech freshmen have scored 20-or-more points in a game 19 times, most recently a 21-point game by **Ben Emelogu** vs. Maryland on Feb. 1 ... Here is a list of the top five performances on that list.

29	A.D. Vassallo at Wake Forest, 1-28-06
26	Devin Wilson vs. Wake Forest, 1-22-14
24	Brian Chase vs. La Salle, 3-1-00
23	Brian Chase at Rhode Island, 2-12-00
22	Brian Chase vs. Auburn, 12-21-99 (San Juan)
22	Ben Emelogu vs. West Virginia, 11-12-13

Compare & Contrast

VT	Pitt
66.8	73.7
69.7	0.3
41.5%	47.2%
40.9%	40.3%
37.4%	35.0%
34.9%	32.2%
64.4%	71.8%
37.9	36.9
+2.9	+7.5
11.4	16.1
12.5	10.2
3.4	6.7
5.1	3.1

VT App

Virginia Tech basketball game broadcasts can be heard throughout the mid-Atlantic region on a network of radio stations and on SiriusXM Satellite radio ... Fans can also follow the action of the Virginia Tech IMG Sports Network on their iPhone, Android and BlackBerry devices ... The official mobile application of Virginia Tech athletics, HokiesXtra, offers easy and instant access to up-to-the-minute news, scores, live game play-by-play, stats, schedules and rosters, streaming audio and more.

The free mobile application will include access to the following features:

HEADLINES
 LIVE GAME SCORING
 SCHEDULES AND SCORES
 LIVE SCORING UPDATES
 PLAY-BY-PLAY COVERAGE
 PLAYER AND TEAM STATS
 BOX SCORE
 ON-DEMAND VIDEO
 (SUBJECT TO VIDEO AVAILABILITY)
 ROSTERS
 IN-APP ALERT SYSTEM
 SHARING VIA EMAIL AND FACEBOOK

Head Coach James Johnson



James Johnson is in his second season as Virginia Tech's head men's basketball coach. Johnson's up-tempo style of offense energized the Hokie fan base in his first season and, with a fresh infusion of talent for the 2013-14 season, Tech will see a more pressure-oriented defense.

During Johnson's first season, senior guard Erick Green became the first Hokie ever to be named the Atlantic Coast Conference Player of the Year and to lead the nation in scoring. Johnson and the Hokies defeated No. 15 Oklahoma State in December in Cassell Coliseum, earning the new coach a victory in his first-ever game against a nationally-ranked team.

Just as important, two Hokies, Jarell Eddie and Christian Beyer were named to the All-ACC Academic team. Johnson has renewed a pledge to better involve the program into the daily life of the Virginia Tech campus and the New River Valley community. In the past year, the program became a part of the Christmas Store, Special Olympics and other activities and charities in the area.

No stranger to the Hokie Nation, Johnson spent the previous five seasons on the men's basketball staff at Virginia Tech. He was an assistant coach from 2007-2011 before being promoted to associate head coach prior to last season. He had accepted an assistant coaches' position at Clemson on April

13 of this year, but returns to Blacksburg to take over the reins of the men's basketball program. Director of Athletics Jim Weaver named Johnson to the position on May 1, 2012.

"I am pleased with Coach Johnson's first year as head coach," Weaver said. "He has surrounded himself with an excellent staff who cares about the players and their development in both the classroom and the basketball court."

Johnson joined the Hokies following two seasons as an assistant at George Mason. While at Mason, he focused on organizing the team's defensive efforts in practice and games. The Patriots were a combined 45-23 in his two seasons and advanced to the 2006 NCAA Final Four. Before GMU, Johnson spent two seasons as an assistant coach at Penn State. He was the recruitment coordinator for the Nittany Lions. Prior to Penn State, Johnson had a one-year stint as an assistant at the College of Charleston and he spent two years as an assistant at Elon.

"Virginia Tech and the Hokie Nation have a special place in my heart and I am blessed and excited for the opportunity to become the head basketball coach," Johnson said at the time of his hiring. "I look forward to working with a great group of young men and moving forward with this program."

Johnson, a native of Powhatan, Va.,



James Johnson is in his second season as the head coach of the Hokies.



was a four-year player and three-year starter at Ferrum College. A three-time Defensive Player of the Year, he helped guide his team to two conference championships and a berth in the NCAA Division III Tournament. He was also voted his team's Most Valuable Player in 1993. In 2001, Johnson was selected as one of the Top 10 players in Ferrum basketball history. In September of 2009, Johnson was elected into the Ferrum College Athletic Hall of Fame.

After graduating from Ferrum with a bachelor of science in psychology in 1993, he immediately stepped into the coaching ranks at his alma mater and served as an assistant for two seasons. Johnson helped guide the Panthers to a regular-season conference title. In 1995, Johnson moved on to Longwood College as an assistant and then spent one year at Hargrave Military Academy, where he worked with the post-graduate team. In 1997, he began a three-year run as an assistant at Old Dominion. Johnson is a member of the Black Coaches Association (BCA) and the National Association of Basketball Coaches (NABC). In March 2001, Rivals.com named Johnson one of the Top 20 Assistant Coaches at Mid-Major Division I Schools. He was a squad leader in the Army National Guard from 1989-91.

2013-14 VIRGINIA TECH

MEN'S BASKETBALL ROSTER

Alphabetical Listing

No.	Name	POS	HT	WT	CL	HOMETOWN	HS/OTHER
42	C.J. Barksdale	F	6-8	235	Jr.	Danville, Va.	Hargrave Military Academy
22	Christian Beyer	F	6-7	200	Jr.	New Bern, N.C.	New Bern
14	Greg Donlon	F	6-8	230	So.	Midlothian, Va.	Cosby
31	Jarell Eddie	F	6-7	220	Sr.	Charlotte, N.C.	The Cannon School
15	Ben Emelogu	G	6-5	205	Fr.	Grand Prairie, Tex.	South Grand Prairie
25	Will Johnston	G	6-3	185	Jr.	Midlothian, Va.	Midlothian
21	Maurice Kirby	F	6-9	235	Fr.	Chandler, Ariz.	Basha
1	Malik Mueller*	G	6-3	210	Fr.	Ehingen, Germany	Urspring
4	Cadarian Raines	F	6-9	238	r-Sr.	Petersburg, Va.	Petersburg
3	Adam Smith	G	6-1	170	r-So.	Jonesboro, Ga.	Fayette County
32	Trevor Thompson	F	6-11	210	Fr.	Indianapolis, Ind.	St. John's Northwestern Military Academy
2	Joey van Zegeren	F	6-10	225	r-So.	Hoogeveen, The Netherlands	Canarias Basketball Academy
11	Devin Wilson	G	6-4	185	Fr.	McKees Rocks, Pa.	Montour
33	Marshall Wood	F	6-8	230	So.	Rustburg, Va.	Rustburg

Numerical Listing

No.	Name	POS	HT	WT	CL	HOMETOWN	HS/OTHER
1	Malik Mueller*	G	6-3	210	Fr.	Ehingen, Germany	Urspring
2	Joey van Zegeren	F	6-10	225	r-So.	Hoogeveen, The Netherlands	Canarias Basketball Academy
3	Adam Smith	G	6-1	170	r-So.	Jonesboro, Ga.	Fayette County
4	Cadarian Raines	F	6-9	238	r-Sr.	Petersburg, Va.	Petersburg
11	Devin Wilson	G	6-4	185	Fr.	McKees Rocks, Pa.	Montour
14	Greg Donlon	F	6-8	230	So.	Midlothian, Va.	Cosby
15	Ben Emelogu	G	6-5	205	Fr.	Grand Prairie, Tex.	South Grand Prairie
21	Maurice Kirby	F	6-9	235	Fr.	Chandler, Ariz.	Basha
22	Christian Beyer	F	6-7	200	Jr.	New Bern, N.C.	New Bern
25	Will Johnston	G	6-3	185	Jr.	Midlothian, Va.	Midlothian
31	Jarell Eddie	F	6-7	220	Sr.	Charlotte, N.C.	The Cannon School
32	Trevor Thompson	F	6-11	210	Fr.	Indianapolis, Ind.	St. John's Northwestern Military Academy
33	Marshall Wood	F	6-8	230	So.	Rustburg, Va.	Rustburg
42	C.J. Barksdale	F	6-8	235	Jr.	Danville, Va.	Hargrave Military Academy

* - Must sit out 2013-14 season

Coaching Staff

Head Coach: James Johnson (Ferrum, 1993)

Assistant Coaches: Kurt Kanaskie (La Salle, 1980), Andy Moore (Muskingum College, 1992), Ramon Williams (VMI, 1990)

Director of Men's Basketball Operations: Rob Harris (Shenandoah, 1991)

Director of Strength & Conditioning, Basketball Programs: David Jackson (Virginia Tech, 1997)

(as of 12-30-2013)

CADARIAN RAINES

R-SENIOR • FORWARD • 6-9 • 238
PETERSBURG, VA. • PETERSBURG

#4



SEASON STATISTICS

SEASON/CAREER GAME HIGHS

Opponent	Min	FG-A-%	3FG-A-%	FT-A-%	O-D-T	A	TO	Blk	Stl	Pts
- USC UPSTATE #	26	7-10-.700	0-0-.000	3-4-.750	0-4-4	1	1	0	1	17
- WEST VIRGINIA	16	1-2-.500	0-0-.000	2-2-1.000	1-3-4	0	3	5	0	4
- WESTERN CAROLINA #	21	1-3-.333	0-0-.000	3-5-.600	3-4-7	2	0	0	3	5
- VMI	21	3-3-1.000	0-0-.000	3-4-.750	4-1-5	2	3	2	0	9
- No. 1 Michigan State #	12	0-5-.000	0-0-.000	0-0-.000	1-1-2	0	1	0	0	0
- Seton Hall #	18	2-3-.667	0-0-.000	0-0-.000	1-3-4	0	2	0	0	4
- FURMAN	3	0-0-.000	0-0-.000	0-0-.000	0-1-1	0	0	0	0	0
RADFORD		-- DNP --								
WINTHROP	15	3-4-.750	0-0-.000	2-2-1.000	2-2-4	1	0	2	0	8
Miami *	11	0-1-.000	0-0-.000	0-0-.000	0-1-1	0	0	0	0	0
Virginia Commonwealth ^		-- DNP --								
UNCG	7	0-0-.000	0-0-.000	0-2-.000	0-1-1	0	1	0	0	0
MAYLAND-EASTERN SHORE	9	2-3-.667	0-0-.000	1-2-.500	0-1-1	0	0	0	0	5
No. 2 SYRACUSE *	14	1-2-.500	0-0-.000	1-2-.500	0-1-1	1	1	0	0	1
BOSTON COLLEGE *		-- DNP --								
CLEMSON *		-- DNP --								
Notre Dame *	22	8-15-.533	0-0-.000	4-7-.571	4-2-6	0	1	0	0	20
WAKE FOREST *	24	2-10-.200	0-0-.000	1-2-.500	1-2-3	1	1	1	0	5
Virginia *	28	2-3-.667	0-0-.000	0-0-.000	2-4-6	0	1	1	0	4
Boston College *	8	1-3-.000	0-0-.000	0-0-.000	0-0-0	2	1	0	0	2
MARYLAND *	11	2-4-.500	0-0-.000	1-2-.500	0-1-1	0	0	1	0	5
Florida State *	27	6-11-.545	0-0-.000	1-2-.500	2-2-4	2	3	0	0	13
Pittsburg *										
MIAMI *										
VIRGINIA *										
NC STATE *										
Duke										
NORTH CAROLINA *										
Maryland *										
Georgia Tech *										

* - ACC games; # - Coaches vs. Cancer Classic; ^ - Governor's Holiday Hoops Classic.

POINTS

Season	20 at Notre Dame (1/19/14)
Career	20 at Notre Dame (1/19/14)
ACC	20 at Notre Dame (1/19/14)

MINUTES PLAYED

Season	27 at Florida State (2/5/14)
Career	41 at North Carolina (2/2/13)
ACC	41 at North Carolina (2/2/13)

FIELD GOALS MADE

Season	8 at Notre Dame (1/19/14)
Career	8 at Notre Dame (1/19/14)
ACC	8 at Notre Dame (1/19/14)

FIELD GOAL ATTEMPTS

Season	15 at Notre Dame (1/19/14)
Career	15 at Notre Dame (1/19/14)
ACC	15 at Notre Dame (1/19/14)

3-PT FIELD GOALS MADE

Season	N/A
Career	N/A
ACC	N/A

3-PT FIELD GOAL ATTEMPTS

Season	N/A
Career	N/A
ACC	N/A

FREE THROWS MADE

Season	4 at Notre Dame (1/19/14)
Career	5 vs GT (2/18/12), vs Iowa (11/27/12)
ACC	5 vs Georgia Tech (2/18/12)

FREE THROW ATTEMPTS

Season	7 at Notre Dame (1/19/14)
Career	8 vs Georgia Tech (2/18/12)
ACC	8 vs Georgia Tech (2/18/12)

REBOUNDS

Season	7 vs. Western Carolina (11/15/13)
Career	13 at MD (1/5/13), vs WF (1/19/13)
ACC	13 at MD (1/5/13), vs WF (1/19/13)

ASSISTS

Season	2, 4x, last at Florida State (2/5/14)
Career	3 vs Wake Forest (1/19/13)
ACC	3 vs Wake Forest (1/19/13)

BLOCKS

Season	5 vs West Virginia (11/12/13)
Career	5, 3x, vs West Virginia (11/12/13)
ACC	5 vs Maryland (2/7/13)

STEALS

Season	3 vs. Western Carolina (11/15/13)
Career	3 at URI (12/7/11), vs. WCU (11/15/13)
ACC	2, 3x, last vs Miami (1/30/13)



2013-2014 NOTES

Has played in 18 games, making seven starts ... Scored 17 points in the season opener against USC Upstate ... Matched a career high with five blocks in the win over West Virginia ... Had three steals and seven rebounds against Western Carolina ... Scored nine points and grabbed nine rebounds against VMI ... Scored four points and grabbed four rebounds against Seton Hall ... Put up eight points in 15 minutes of action against Winthrop ... Scored five points against UMES ... Scored a career-high 20 points and added six rebounds at Notre Dame ... Grabbed six rebounds and scored four points at Virginia ... Led the team with 13 points, also grabbing four rebounds at Florida State.


CAREER STATISTICS

Year	GP-GS	Min-Avg.	FGM-FGA-Pct.	3FG-FGA-Pct.	FTM-FTA-Pct.	Off.-Def.	Reb-Avg.	A-TO	Blk	Stl	TP-Avg.
09-10	21-0	165-7.9	12-34-.353	0-0-.000	7-14-.500	20-17	37-1.8	3-6	16	4	31-1.5
10-11	4-0	21-5.3	1-4-.250	0-0-.000	0-0-.000	1-1	2-0.5	0-0	1	0	2-0.5
11-12	33-9	620-18.8	83-161-.516	0-0-.000	29-56-.518	63-67	130-3.9	13-25	25	23	195-5.9
12-13	32-30	790-24.7	94-195-.482	0-0-.000	23-53-.434	88-116	204-6.4	18-36	34	13	211-6.6
13-14	18-7	293-16.3	41-82-.500	0-0-.000	22-36-.611	21-34	55-3.1	12-19	12	4	104-5.8
Career	108-46	1889-17.5	231-476-.485	0-0-.000	81-159-.509	193-235	428-4.0	46-86	88	44	543-5.0

JARELL EDDIE

SENIOR • FORWARD • 6-7 • 209
CHARLOTTE, N.C. • THE CANNON SCHOOL

#31



SEASON STATISTICS

SEASON/CAREER GAME HIGHS

Opponent	Min	FG-A-%	3FG-A-%	FT-A-%	O-D-T	A	TO	Blk	Stl	Pts
-USC UPSTATE #	35	6-21-.286	2-9-.222	4-5-.800	0-7-7	1	2	0	1	18
-WEST VIRGINIA	23	3-8-.375	0-1-.000	4-5-.800	1-2-3	1	3	0	0	10
-WESTERN CAROLINA #	29	6-10-.600	3-5-.600	2-3-.667	1-5-6	0	0	1	0	17
-VMI	33	7-12-.583	5-5-1.000	2-2-1.000	2-5-7	1	2	0	0	21
-No. 1 Michigan State #	24	7-12-.583	6-9-.667	3-3-1.000	0-1-1	0	0	0	0	23
-Seton Hall #	37	6-19-.314	3-8-.375	4-5-.800	1-10-11	4	2	4	1	19
-FURMAN	33	6-15-.400	2-9-.222	0-0-.000	3-7-10	2	0	1	0	14
-RADFORD	34	5-14-.357	2-4-.500	1-1-1.000	1-9-10	2	2	1	0	13
-WINTHROP	37	13-18-.722	6-8-.750	2-2-1.000	1-6-7	2	2	0	1	34
-Miami *	43	9-23-.391	6-14-.267	0-0-.000	1-7-8	0	2	0	2	24
-Virginia Commonwealth ^	32	4-10-.400	4-7-.571	0-4-.000	1-0-1	4	5	0	0	12
-UNCG	37	1-12-.083	0-4-.000	2-2-1.000	1-1-2	2	3	0	0	4
-MAYLAND-EASTERN SHORE	31	5-11-.455	3-6-.500	4-4-1.000	1-8-9	1	1	1	0	17
-No. 2 SYRACUSE *	29	2-9-.222	2-5-.400	0-0-.000	1-1-2	3	1	1	0	6
-BOSTON COLLEGE *	30	3-14-.214	1-6-.167	3-3-1.000	1-7-8	1	2	1	0	10
-CLEMSON *	33	1-6-.167	1-5-.200	0-0-.000	0-2-2	3	2	0	1	3
-Notre Dame *	24	1-5-.200	0-1-.000	0-0-.000	1-3-4	1	3	0	1	2
-WAKE FOREST *	35	5-16-.313	4-10-.400	6-6-1.000	2-3-5	1	0	0	0	20
-Virginia *	21	2-10-.200	1-7-.143	2-4-.500	2-2-4	2	2	0	0	7
-Boston College *	32	8-13-.615	3-6-.500	4-6-.667	4-6-10	0	1	0	0	23
-MARYLAND *	22	0-9-.000	0-5-.000	2-4-.500	1-1-2	1	2	0	0	2
-Florida State *	32	3-14-.214	1-7-.143	0-0-.000	1-4-5	1	0	0	1	7
Pittsburg *										
MIAMI *										
VIRGINIA *										
NC STATE *										
Duke										
NORTH CAROLINA *										
Maryland *										
Georgia Tech *										

*- ACC games; # - Coaches vs. Cancer Classic; ^ - Governor's Holiday Hoops Classic.

POINTS

Season	34 vs Winthrop (12/3/13)
Career	34 vs Winthrop (12/3/13)
ACC	24 at Miami (12/8/13)

MINUTES PLAYED

Season	43 at Miami (12/8/13)
Career	43 at Miami (12/8/13)
ACC	43 at Miami (12/8/13)

FIELD GOALS MADE

Season	13 vs Winthrop (12/3/13)
Career	13 vs Winthrop (12/3/13)
ACC	9 vs NC State (3/14/13), at Miami (12/8/13)

FIELD GOAL ATTEMPTS

Season	23 at Miami (12/8/13)
Career	23 at Miami (12/8/13)
ACC	23 at Miami (12/8/13)

3-PT FIELD GOALS MADE

Season	6, 3x, last at Miami (12/8/13)
Career	6, 3x, last at Miami (12/8/13)
ACC	6 at Miami (12/8/13)

3-PT FIELD GOAL ATTEMPTS

Season	14 at Miami (12/8/13)
Career	14 at Miami (12/8/13)
ACC	14 at Miami (12/8/13)

FREE THROWS MADE

Season	6 vs Wake Forest (1/22/14)
Career	9 at UNCG (11/19/12)
ACC	7 at Clemson (1/27/13)

FREE THROW ATTEMPTS

Season	6 vs WF (1/22/14), at BC (1/29/14)
Career	10 at UNCG (11/19/12)
ACC	8 at Clemson (1/27/13)

REBOUNDS

Season	11 vs Seton Hall (11/23/13)
Career	14 vs BYU (1/25/12)
ACC	10 at UVa (1/22/12), at BC (1/29/14)

ASSISTS

Season	4 vs SHU (11/23/13), vs VCU (12/21/13)
Career	5 vs Syracuse (11/23/11), vs BYU (1/25/12)
ACC	4 vs Georgia Tech (2/18/12)

BLOCKS

Season	4 vs Seton Hall (11/23/13)
Career	4 vs Seton Hall (11/23/13)
ACC	3 vs Georgia Tech (2/9/13)

STEALS

Season	2 at Miami (12/8/13)
Career	3 vs Iowa (11/27/12)
ACC	2, 3x, last at Miami (12/8/13)



2013-2014 NOTES

Has played in all 22 games, missing just one start ... Led the team with 18 points, also grabbing seven boards against USC Upstate ... Scored 10 points in the win over West Virginia ... Scored 17 points and brought down six rebounds against Western Carolina ... Was a perfect 5-for-5 from three-point range, finishing the game against VMI with 21 points and seven rebounds ... Made six threes enroute to a 23-point night against Michigan State ... Posted his first double-double of the season grabbing 11 rebounds and scoring 19 points, while also adding four assists and four blocks against Seton Hall ... Made it back-to-back double-doubles with 14 points and 10 boards against Furman ... Recorded 13 points and 10 rebounds in the win over Radford ... Scored 17 straight points in the first half, enroute to a 34-point performance against Winthrop ... Scored Tech's final 11 points of regulation to force overtime in Miami, finishing the game with 24 points and eight rebounds ... Earned ACC Player of the Week honors for his play at Miami ... Scored 12 points and added four assists against VCU ... Scored 17 points and grabbed nine rebounds in the win over UMES ... Surpassed the 1,000-point mark in his career with six points against No. 2 Syracuse ... Scored 10 points and grabbed eight rebounds against Boston College ... Put up 20 points, going 6 for 6 from the free throw line against Wake Forest ... Recorded a double-double with 23 points and 10 rebounds at Boston College.

CAREER STATISTICS

Year	GP-GS	Min-Avg.	FGM-FGA-Pct.	3FG-FGA-Pct.	FTM-FTA-Pct.	Off.-Def.	Reb-Avg.	A-TO	Blk	Stl	TP-Avg.
10-11	27-0	295-10.9	25-68-.368	7-32-.219	22-32-.688	18-41	59-2.2	13-17	9	4	79-2.9
11-12	31-30	853-27.5	91-209-.435	52-116-.448	55-64-.859	17-140	157-5.1	44-45	14	16	289-9.3
12-13	32-28	970-30.3	131-331-.396	51-159-.321	80-95-.842	34-144	178-5.6	42-66	24	11	393-12.3
13-14	22-21	686-31.2	103-281-.367	55-141-.390	45-59-.763	27-97	124-5.6	33-37	10	8	306-13.9
Career	114-81	2851-25.0	352-899-.392	167-454-.368	206-254-.811	96-424	520-4.6	134-167	57	40	1077-9.4

C.J. BARKSDALE

JUNIOR • FORWARD • 6-8 • 232
DANVILLE, VA. • HARGRAVE MIL. ACAD.

#42



SEASON STATISTICS

SEASON/CAREER GAME HIGHS

Opponent	Min	FG-A-%	3FG-A-%	FT-A-%	O-D-T	A	TO	Blk	Stl	Pts
USC UPSTATE #		-- DNP --								
WEST VIRGINIA		-- DNP --								
WESTERN CAROLINA #		-- DNP --								
VMI	26	7-12-.583	0-1-.000	2-2-1.000	1-5-6	3	2	1	0	16
No. 1 Michigan State #	21	2-5-.200	0-0-.000	4-4-1.000	3-4-7	0	0	1	0	8
-Seton Hall #	30	3-6-.500	0-1-.000	3-4-.750	1-4-5	0	2	1	1	9
-FURMAN	24	4-11-.364	0-1-.000	1-1-1.000	3-3-6	1	2	1	0	9
-RADFORD	26	5-10-.500	0-1-.000	4-4-1.000	5-5-10	1	0	2	1	14
-WINTHROP	30	4-7-.571	1-3-.333	4-5-.800	0-6-6	1	2	2	0	13
Miami *		--DNP--								
Virginia Commonwealth ^	7	1-1-1.000	0-0-.000	0-0-.000	1-0-1	0	0	0	1	2
UNCG	6	0-0-.000	0-0-.000	0-0-.000	0-1-1	0	2	0	0	0
MAYLAND-EASTERN SHORE	17	3-6-.500	1-1-1.000	2-2-1.000	4-2-6	2	1	0	0	9
No. 2 SYRACUSE *	20	5-6-.833	0-0-.000	2-3-.667	1-3-4	0	1	1	0	12
-BOSTON COLLEGE *	30	4-8-.500	2-2-1.000	1-2-.500	2-1-3	0	0	0	1	11
-CLEMSON *	24	2-4-.500	0-0-.000	0-0-.000	0-4-4	1	1	2	0	4
-Notre Dame *	19	5-6-.833	2-3-.667	0-1-.000	0-4-4	0	1	0	0	12
-WAKE FOREST *	16	1-8-.125	1-5-.200	0-0-.000	0-2-2	1	0	0	0	3
-Virginia *	13	3-4-.750	0-0-.000	1-2-.500	0-0-0	0	1	0	0	0
Boston College *		-- DNP --								
MARYLAND *		-- DNP --								
Florida State *		-- DNP --								
Pittsburg *										
MIAMI *										
VIRGINIA *										
NC STATE *										
Duke										
NORTH CAROLINA *										
Maryland *										
Georgia Tech *										

POINTS

Season	16 vs VMI (11/18/13)
Career	17 vs Florida State (2/24/13)
ACC	17 vs Florida State (2/24/13)

MINUTES PLAYED

Season	30, 3x, last vs Boston College (1/11/14)
Career	34 vs GSU (12/15/12)
ACC	33 at Georgia Tech (1/12/13)

FIELD GOALS MADE

Season	7 vs VMI (11/18/13)
Career	7 vs VMI (11/18/13)
ACC	6 vs Duke (2/21/13), at Miami (2/27/13)

FIELD GOAL ATTEMPTS

Season	12 vs VMI (11/18/13)
Career	12 vs VMI (11/18/13)
ACC	9 at Miami (2/27/13)

3-PT FIELD GOALS MADE

Season	2 vs BC (1/11/14), at ND (1/19/14)
Career	2 vs BC (1/11/14), at ND (1/19/14)
ACC	2 vs BC (1/11/14), at ND (1/19/14)

3-PT FIELD GOAL ATTEMPTS

Season	3 vs Winthrop (12/3/13), at ND (1/19/14)
Career	3 vs Winthrop (12/3/13), at ND (1/19/14)
ACC	3 at Notre Dame (1/19/14)

FREE THROWS MADE

Season	4, 3x, last vs Winthrop (12/3/13)
Career	9 vs Florida State (2/24/13)
ACC	9 vs Florida State (2/24/13)

FREE THROW ATTEMPTS

Season	5 vs Winthrop (12/3/13)
Career	11 vs Florida State (2/24/13)
ACC	11 vs Florida State (2/24/13)

REBOUNDS

Season	10 vs Radford (11/29/13)
Career	10, 3x, last vs Radford (11/29/13)
ACC	10 at Georgia Tech (1/12/13)

ASSISTS

Season	3 vs VMI (11/18/13)
Career	3 vs VMI (11/18/13)
ACC	2, 3x, last vs NC State (3/14/13)

BLOCKS

Season	2, 3x, last vs Clemson (1/15/14)
Career	3 at WVU (12/8/12)
ACC	2 vs Clemson (1/15/14)

STEALS

Season	1, 4x, last vs Boston College (1/11/14)
Career	2, 4x, last vs Clemson (3/2/13)
ACC	2 vs FSU (1/10/12), vs CU (3/2/13)



* - ACC games; # - Coaches vs. Cancer Classic; ^ - Governor's Holiday Hoops Classic.

2013-2014 NOTES

Has played in 15 games, making nine starts ... Missed the first three games of the season due to suspension ... Scored 16 points and grabbed six rebounds in his season debut against VMI ... Brought down seven rebounds and scored eight points against Michigan State ... Scored nine points and grabbed five rebounds against Seton Hall ... Grabbed six rebounds and scored nine points against Furman ... Earned his first double-double of the season scoring 14 points and adding 10 rebounds in the win over Radford ... Totaled six rebounds and 13 points against Winthrop ... Missed the game at Miami due to a sprained knee ... Saw action early against VCU but suffered a sprained left ankle in the first half and did not return ... Put up nine points and six rebounds against UMES ... Led the team with 12 points against No. 2 Syracuse ... Returned to the starting lineup and scored 11 points against Boston College ... Scored 12 points and brought down four rebounds at Notre Dame ... Missed the games at Boston College, against Maryland and at Florida State due to a groin injury.

CAREER STATISTICS

Year	GP-GS	Min-Avg.	FGM-FGA-Pct.	3FG-FGA-Pct.	FTM-FTA-Pct.	Off.-Def.	Reb.-Avg.	A-TO	Blk	Stl	TP-Avg.
11-12	32-1	379-11.8	30-72-.417	0-0-.000	27-36-.750	39-47	86-2.7	9-14	8	8	87-2.7
12-13	31-30	667-21.5	69-132-.523	0-0-.000	37-48-.771	45-101	146-4.7	19-27	16	12	175-5.6
13-14	15-9	309-20.6	49-94-.521	7-18-.389	24-30-.800	21-44	65-4.3	10-15	11	4	129-8.6
Career	78-40	1355-17.4	148-298-.497	7-18-.389	88-114-.772	105-192	297-3.8	38-56	35	24	391-5.0

CHRISTIAN BEYER

JUNIOR • FORWARD • 6-7 • 200
NEW BERN, N.C. • NEW BERN

#22



SEASON STATISTICS

SEASON/CAREER GAME HIGHS

Opponent	Min	FG-A-%	3FG-A-%	FT-A-%	O-D-T	A	TO	Blk	Stl	Pts
USC UPSTATE #	11	0-0-.000	0-0-.000	0-2-.000	2-2-4	1	1	0	0	0
WEST VIRGINIA	13	1-1-1.000	0-0-.000	1-2-.500	1-4-5	0	0	0	0	3
WESTERN CAROLINA #	2	0-0-.000	0-0-.000	0-0-.000	0-0-0	0	0	0	0	0
VMI		--DNP--								
No. 1 Michigan State #	11	1-2-.500	1-2-.500	0-0-.000	1-1-2	0	0	0	0	3
Seton Hall #		--DNP--								
FURMAN	2	0-0-.000	0-0-.000	0-0-.000	0-0-0	0	0	0	0	0
RADFORD	2	0-0-.000	0-0-.000	0-0-.000	0-0-0	0	0	0	0	0
WINTHROP	8	0-0-.000	0-0-.000	0-0-.000	0-1-1	1	3	0	1	0
Miami *	4	0-1-.000	0-0-.000	0-0-.000	0-1-1	0	0	1	0	0
Virginia Commonwealth ^	16	1-3-.333	0-1-.000	0-0-.000	3-5-8	0	2	0	0	2
UNCG	1	0-0-.000	0-0-.000	0-0-.000	0-0-0	0	0	0	0	0
MAYLAND-EASTERN SHORE	13	2-2-1.000	1-1-1.000	0-0-.000	0-4-4	2	0	0	0	5
No. 2 SYRACUSE *		--DNP--								
BOSTON COLLEGE *	9	1-1-1.000	0-0-.000	1-2-.500	1-0-1	0	1	0	0	3
CLEMSON *	26	2-3-.667	0-1-.000	0-0-.000	3-4-7	0	0	0	0	4
Notre Dame *	23	0-0-.000	0-0-.000	0-0-.000	0-4-4	1	1	0	1	0
WAKE FOREST *	8	0-1-.000	0-0-.000	0-0-.000	2-0-2	1	1	0	0	0
Virginia *	3	0-0-.000	0-0-.000	0-0-.000	0-0-0	0	0	0	0	0
Boston College *	27	3-5-.600	0-0-.000	1-2-.500	1-5-6	1	1	0	0	7
MARYLAND *	17	1-2-.500	0-1-.000	0-0-.000	0-1-1	0	1	0	2	2
Florida State *	12	0-1-.000	0-0-.000	0-0-.000	0-1-1	1	0	0	1	1
Pittsburg *										
MIAMI *										
VIRGINIA *										
NC STATE *										
Duke										
NORTH CAROLINA *										
Maryland *										
Georgia Tech *										

POINTS

Season	7 at Boston College (1/29/14)
Career	9 vs BYU (12/19/12)
ACC	7 at Boston College (1/29/14)

MINUTES PLAYED

Season	27 at Boston College (1/29/14)
Career	27 vs Bradley (12/22/12), at BC (1/29/14)
ACC	27 at Boston College (1/29/14)

FIELD GOALS MADE

Season	3 at Boston College (1/29/14)
Career	4 vs BYU (12/19/12)
ACC	3 at MD (1/7/13), at BC (1/29/14)

FIELD GOAL ATTEMPTS

Season	5 at Boston College (1/29/14)
Career	6 vs BYU (12/19/13)
ACC	5 at MD (1/7/13), at BC (1/29/14)

3-PT FIELD GOALS MADE

Season	1 vs MSU (11/22/13), vs UMES (12/31/13)
Career	1, 3x, last vs UMES (12/31/13)
ACC	1 at Clemson (1/27/13)

3-PT FIELD GOAL ATTEMPTS

Season	2 vs Michigan State (11/22/13)
Career	3 vs MVSU (12/10/12)
ACC	1, 6x, last vs Clemson (1/15/14)

FREE THROWS MADE

Season	1, 3x, last at Boston College (1/29/14)
Career	3 vs Bradley (12/22/12)
ACC	2 vs Boston College (1/9/13)

FREE THROW ATTEMPTS

Season	2, 4x, last at Boston College (1/29/14)
Career	4 vs Bradley (12/22/12)
ACC	2, 6x, last at Boston College (1/29/14)

REBOUNDS

Season	8 vs VCU (12/21/13)
Career	11 vs BYU (12/19/12)
ACC	8 vs Boston College (1/9/13)

ASSISTS

Season	2 vs UMES (12/31/13)
Career	2, 3x, last vs UMES (12/31/13)
ACC	2 vs Boston College (1/9/13)

BLOCKS

Season	1 at Miami (12/8/13)
Career	1, 4x, last at Miami (12/8/13)
ACC	1 vs WF (1/19/13), at Miami (12/8/13)

STEALS

Season	1, 3x, last at Florida State (2/5/14)
Career	2 vs Bradley (12/22/12)
ACC	2 at Maryland (1/7/13)



2013-2014 NOTES

Has played in 19 games, making one start ... Saw 11 minutes of action, grabbing four rebounds in the opener against USC Upstate ... Scored three points and brought down five rebounds in the win over West Virginia ... Grabbed two rebounds and scored three points against Michigan State ... Had an assist, rebound and a steal against Winthrop ... Grabbed eight rebounds in 16 minutes against VCU ... Scored five points and added four rebounds against UMES Scored three points and grabbed a rebound against Boston College ... Grabbed seven rebounds in 26 minutes of action against Clemson ... Brought down four rebounds in the first start of his career at Notre Dame ... Scored seven points and grabbed six rebounds at Boston College.

CAREER STATISTICS


Year	GP-GS	Min-Avg.	FGM-FGA-Pct.	3FG-FGA-Pct.	FTM-FTA-Pct.	Off.-Def.	Reb.-Avg.	A-TO	Blk	Stl	TP-Avg.
12-13	25-0	410-16.4	27-89-.303	13-55-.236	23-36-.639	24-71	95-3.8	13-22	10	3	90-3.6
13-14	19-1	208-10.9	12-22-.545	2-6-.333	3-8-.375	14-33	47-2.5	8-11	1	5	29-1.5
Career	42-1	426-10.1	27-59-.458	3-15-.200	14-24-.583	37-75	112-2.7	13-21	4	9	71-1.7

* - ACC games; # - Coaches vs. Cancer Classic; ^ - Governor's Holiday Hoops Classic.

WILL JOHNSTON

JUNIOR • GUARD • 6-3 • 185
MIDLOTHIAN, VA. • MIDLOTHIAN

#25



SEASON STATISTICS

SEASON/CAREER GAME HIGHS

Opponent	Min	FG-A-%	3FG-A-%	FT-A-%	O-D-T	A	TO	Blk	Stl	Pts
USC UPSTATE #	11	2-2-1.000	2-2-1.000	0-0-0.000	0-0-0	0	0	0	0	6
WEST VIRGINIA	3	0-0-0.000	0-0-0.000	0-0-0.000	0-0-0	0	0	0	0	0
WESTERN CAROLINA #	3	0-0-0.000	0-0-0.000	0-0-0.000	0-0-0	0	0	0	0	0
VMI	4	0-0-0.000	0-0-0.000	2-2-1.000	0-1-1	0	1	0	0	2
No. 1 Michigan State #	12	1-3-.333	1-3-.000	1-2-.500	1-2-3	1	0	0	0	4
Seton Hall #		--DNP--								
FURMAN	26	4-6-.667	4-6-.667	0-0-0	1-4-5	1	0	0	1	12
RADFORD	22	1-2-.500	1-1-1.000	1-2-.500	0-1-1	0	0	0	0	4
-WINTHROP	30	1-7-.143	1-7-.143	0-0-0.000	0-0-0	1	0	0	0	3
-Miami *	3	0-1-.000	0-1-.000	0-0-0.000	0-2-2	0	0	0	0	0
Virginia Commonwealth ^	15	1-2-.500	1-2-.500	0-0-0.000	0-1-1	0	0	0	0	3
UNCG	16	0-1-.000	0-1-.000	1-2-.500	0-2-2	0	2	0	0	1
MAYLAND-EASTERN SHORE	25	3-6-.500	2-5-.400	1-2-.500	0-4-4	1	0	0	1	9
No. 2 SYRACUSE *	3	0-1-.000	0-1-.000	0-0-0.000	0-1-1	0	0	0	0	0
BOSTON COLLEGE *	10	0-1-.000	0-1-.000	0-0-0.000	0-2-2	0	0	0	0	0
CLEMSON *	8	0-1-.000	0-1-.000	0-0-0.000	1-0-1	1	0	0	0	0
Notre Dame *	25	1-2-.500	1-2-.500	0-0-0.000	0-0-0	2	1	0	0	3
-WAKE FOREST *	34	1-4-.250	1-3-.333	2-3-.667	1-1-2	2	1	0	1	5
-Virginia *	31	0-3-.000	0-3-.000	0-0-0.000	0-4-4	2	2	0	0	0
Boston College *	16	0-3-.000	0-3-.000	0-0-0.000	0-2-2	2	1	0	0	0
MARYLAND *	27	2-3-.667	1-2-.500	2-2-1.000	0-1-1	0	0	0	1	7
Florida State *	26	4-7-.571	4-7-.571	0-0-0.000	0-2-2	1	2	0	0	12
Pittsburg *										
MIAMI *										
VIRGINIA *										
NC STATE *										
Duke										
NORTH CAROLINA *										
Maryland *										
Georgia Tech *										

POINTS

Season 12 vs Furman (11/26/13), at FSU (2/5/14)
Career 12 vs Furman (11/26/13), at FSU (2/5/14)
ACC 12 at Florida State (2/5/14)

MINUTES PLAYED

Season 34 vs Wake Forest (1/22/14)
Career 34 vs Wake Forest (1/22/14)
ACC 34 vs Wake Forest (1/22/14)

FIELD GOALS MADE

Season 4 vs Furman (11/26/13), at FSU (2/5/14)
Career 4 vs Furman (11/26/13), at FSU (2/5/14)
ACC 4 at Florida State (2/5/14)

FIELD GOAL ATTEMPTS

Season 7 vs Winthrop (12/3/13), at FSU (2/5/14)
Career 7 vs Winthrop (12/3/13) at FSU (2/5/14)
ACC 7 at Florida State (2/5/14)

3-PT FIELD GOALS MADE

Season 4 vs Furman (11/26/13), at FSU (2/5/14)
Career 4 vs Furman (11/26/13), at FSU (2/5/14)
ACC 4 at Florida State (2/5/14)

3-PT FIELD GOAL ATTEMPTS

Season 7 vs Winthrop (12/3/13), at FSU (2/5/14)
Career 7 vs Winthrop (12/3/13), at FSU (2/5/14)
ACC 7 at Florida State (2/5/14)

FREE THROWS MADE

Season 2, 3x, last vs Maryland (2/1/14)
Career 3 at BYU (12/29/12)
ACC 2 vs WF (1/22/14), vs Maryland (2/1/14)

FREE THROW ATTEMPTS

Season 3 vs Wake Forest (1/22/14)
Career 4 at BYU (12/29/12)
ACC 3 vs Wake Forest (1/22/14)

REBOUNDS

Season 5 vs Furman (11/26/13)
Career 5 vs Furman (11/26/13)
ACC 4 at Virginia (1/25/14)

ASSISTS

Season 2, 3x, last at Boston College (1/29/14)
Career 2, 4x, last at Boston College (1/29/14)
ACC 2, 3x, last at Boston College (1/29/14)

BLOCKS

Season N/A
Career N/A
ACC N/A

STEALS

Season 1, 4x, last vs Maryland (2/1/14)
Career 3 vs Florida State (2/24/13)
ACC 3 vs Florida State (2/24/13)



*- ACC games; # - Coaches vs. Cancer Classic; ^ - Governor's Holiday Hoops Classic.

2013-2014 NOTES

Has played in 21 games, making four starts ... Scored six points against USC Upstate ... Put in two free throws and grabbed a rebound against VMI ... Scored four points and brought down three rebounds against Michigan State ... Had a career day against Furman, scoring 12 points and bringing down five rebounds ... Scored four points and grabbed a rebound against Radford ... Made the start in the win over Winthrop ... Scored nine points in the win over UMES ... Had two assists and three points at Notre Dame Scored five points and added two assists against Wake Forest ... Scored seven points against Maryland ... Matched a career best with 12 points at Florida State.

CAREER STATISTICS

Year	GP-GS	Min-Avg.	FGM-FGA-Pct.	3FG-FGA-Pct.	FTM-FTA-Pct.	Off.-Def.	Reb-Avg.	A-TO	Blk	Stl	TP-Avg.
11-12	4-0	8-2.0	1-3-.333	1-3-.333	0-0-.000	0-0	0-0.0	0-0	0	0	3-0.8
12-13	29-4	322-11.1	18-52-.346	17-48-.354	5-11-.455	3-9	12-0.4	8-5	0	7	58-2.0
13-14	21-4	350-16.7	21-55-.382	19-51-.373	10-15-.667	3-31	34-1.6	13-10	0	6	71-3.4
Career	54-8	680-12.6	40-110-.364	37-102-.363	15-26-.577	6-40	46-0.9	21-15	0	13	132-2.4

ADAM SMITH

R-SOPHOMORE • GUARD • 6-1 • 170
JONESBORO, GA • UNC WILMINGTON

#3



SEASON STATISTICS

SEASON/CAREER GAME HIGHS

Opponent	Min	FG-A-%	3FG-A-%	FT-A-%	O-D-T	A	TO	Blk	Stl	Pts
-USC UPSTATE #	28	3-10-.300	1-2-.500	0-0-.000	0-3-3	3	1	0	0	7
-WEST VIRGINIA	33	7-12-.583	2-5-.200	3-3-1.000	1-3-4	1	4	0	0	19
-WESTERN CAROLINA #	29	3-12-.250	0-1-.000	0-0-.000	1-2-3	3	2	0	1	6
-VMI	30	4-10-.400	1-2-.500	2-4-.500	0-3-3	3	0	0	0	11
-No. 1 Michigan State #	28	9-19-.474	4-9-.444	5-5-1.000	0-6-6	5	3	0	1	27
-Seton Hall #	26	4-9-.444	3-5-.600	0-0-.000	0-3-3	1	2	0	0	11
-FURMAN	29	4-10-.400	3-7-.429	0-0-.000	0-1-1	3	2	0	0	11
-RADFORD	36	9-18-.500	2-5-.400	8-10-.800	0-4-4	5	0	0	0	28
WINTHROP		-- DNP --								
Miami *	21	3-9-.333	2-6-.333	0-0-.000	0-1-1	3	0	0	0	8
Virginia Commonwealth ^	15	1-5-.200	1-3-.333	0-0-.000	1-0-1	0	2	0	0	3
UNCG		-- DNP --								
MAYLAND-EASTERN SHORE		-- DNP --								
No. 2 SYRACUSE *	30	3-9-.333	3-9-.333	0-0-.000	0-1-1	1	1	0	0	9
BOSTON COLLEGE *	26	5-16-.313	2-9-.222	0-0-.000	1-0-1	1	1	0	0	12
CLEMSON *	15	1-5-.2000	0-2-.000	0-0-.000	0-0-0	0	2	0	0	2
-Notre Dame *	15	0-2-.000	0-2-.000	0-0-.000	0-1-1	1	0	0	0	0
WAKE FOREST *		-- DNP --								
Virginia *		-- DNP --								
Boston College *		-- DNP --								
MARYLAND *		-- DNP --								
Florida State *		--DNP--								
Pittsburg *										
MIAMI *										
VIRGINIA *										
NC STATE *										
Duke										
NORTH CAROLINA *										
Maryland *										
Georgia Tech *										

*- ACC games; # - Coaches vs. Cancer Classic; ^ - Governor's Holiday Hoops Classic.

POINTS

Season	28 vs Radford (11/29/13)
Career	28 vs Radford (11/29/13)
ACC	12 vs Boston College (1/11/14)

MINUTES PLAYED

Season	36 vs Radford (11/29/13)
Career	36 vs Radford (11/29/13)
ACC	30 vs Syracuse (1/7/14)

FIELD GOALS MADE

Season	9 vs MSU (11/22), vs Radford (11/29/13)
Career	9 vs MSU (11/22), vs Radford (11/29/13)
ACC	5 vs Boston College (1/11/14)

FIELD GOAL ATTEMPTS

Season	19 vs Michigan State (11/22/13)
Career	19 vs Michigan State (11/22/13)
ACC	16 vs Boston College (1/11/14)

3-PT FIELD GOALS MADE

Season	4 vs Michigan State (11/22/13)
Career	4 vs Michigan State (11/22/13)
ACC	3 vs Syracuse (1/7/14)

3-PT FIELD GOAL ATTEMPTS

Season	9, 3x, last vs Boston College (1/11/14)
Career	9, 3x, last vs Boston College (1/11/14)
ACC	9 vs SU (1/7/14), vs BC (1/11/14)

FREE THROWS MADE

Season	8 vs Radford (11/29/13)
Career	8 vs Radford (11/29/13)
ACC	N/A

FREE THROW ATTEMPTS

Season	10 vs Radford (11/29/13)
Career	10 vs Radford (11/29/13)
ACC	N/A

REBOUNDS

Season	6 vs Michigan State (11/22/13)
Career	6 vs Michigan State (11/22/13)
ACC	1, 4x, last at Notre Dame (1/19/14)

ASSISTS

Season	5 vs MSU (11/22), vs Radford (11/29/13)
Career	5 vs MSU (11/22), vs Radford (11/29/13)
ACC	3 at Miami (12/8/13)

BLOCKS

Season	N/A
Career	N/A
ACC	N/A

STEALS

Season	1 vs WCU (11/15/13), vs MSU (11/22/13)
Career	1 vs WCU (11/15/13), vs MSU (11/22/13)
ACC	N/A



2013-2014 NOTES

Has played in 14 games, making nine starts ... Scored seven points and added three assists against USC Upstate ... Put up 19 points in the win over West Virginia ... Had six points and three assists against Western Carolina ... Had three assists and 11 points against VMI ... Led the team with 27 points, adding six boards and five assists against Michigan State ... Put up 11 points and grabbed three rebounds against Seton Hall ... Had 11 points and three assists against Furman ... Scored 28 points and added five assists in the win over Radford ... Missed the Winthrop game due to a left calf strain ... Had eight points and three assists at Miami ... Saw early action against VCU but did not return in the second half, still dealing with a calf strain ... Did not play against UNCG or UMES continuing to work back from a calf injury ... Returned against No. 2 Syracuse, finishing with nine points in 30 minutes of action ... Scored 12 points against Boston College ... Will miss two weeks with a left calf injury.

CAREER STATISTICS

Year	GP-GS	Min-Avg.	FGM-FGA-Pct.	3FG-FGA-Pct.	FTM-FTA-Pct.	Off.-Def.	Reb-Avg.	A-TO	Blk	Stl	TP-Avg.
(11-12)*	31-29	939-30.3	150-396-.379	58-175-.331	67-82-.817	12-88	100-3.2	49-47	1	15	425-13.7
13-14	14-9	361-25.8	56-146-.384	24-67-.358	18-22-.818	3-29	32-2.3	30-20	0	2	154-11.0

*While at UNCW

JOEY van ZEGEREN

R-SOPHOMORE • FORWARD • 6-10 • 220
HOOGVEEN, THE NETHERLANDS • CANARIAS

#2



SEASON STATISTICS

Opponent	Min	FG-A-%	3FG-A-%	FT-A-%	O-D-T	A	TO	Blk	Stl	Pts
USC UPSTATE #	22	1-5-.200	0-1-.000	0-3-.000	4-3-7	0	0	5	0	2
WEST VIRGINIA	9	0-2-.000	0-0-.000	2-2-1.000	2-1-3	0	2	2	0	2
WESTERN CAROLINA #	20	3-4-.750	0-0-.000	3-8-.375	1-3-4	1	0	1	0	9
VMI	4	1-1-1.000	0-0-.000	1-2-.500	2-3-5	0	0	1	0	3
No. 1 Michigan State #	11	0-1-.000	0-0-.000	0-0-.000	0-0-0	0	1	0	0	0
Seton Hall #	13	0-2-.000	0-0-.000	1-2-.500	3-1-4	0	1	3	0	1
FURMAN	22	4-5-.800	0-0-.000	2-4-.500	2-3-5	0	3	1	1	10
-RADFORD	16	0-0-.000	0-0-.000	1-2-.500	1-5-6	2	2	3	1	1
-WINTHROP	21	4-6-.667	0-0-.000	1-5-.200	2-5-7	0	3	2	1	9
-Miami *	35	4-9-.444	0-0-.000	0-0-.000	6-4-10	0	2	2	1	8
-Virginia Commonwealth ^	20	2-3-.667	0-0-.000	0-0-.000	2-3-5	0	1	3	0	4
-UNCG	29	5-8-.625	0-0-.000	1-2-.500	4-3-7	0	1	2	0	11
-MAYLAND-EASTERN SHORE	22	1-5-.200	0-0-.000	1-2-.500	0-1-1	0	1	0	0	3
-No. 2 SYRACUSE *	28	3-7-.429	0-0-.000	0-3-.000	5-0-5	2	2	2	1	6
-BOSTON COLLEGE *	27	1-2-.500	0-0-.000	0-0-.000	1-3-4	0	1	5	0	2
-CLEMSON *	25	5-6-.833	0-0-.000	1-4-.250	2-3-5	0	0	0	1	11
-Notre Dame *	16	2-2-1.000	0-0-.000	0-0-.000	1-3-4	0	6	6	0	4
-WAKE FOREST *	15	3-8-.375	0-0-.000	0-1-.000	4-1-5	0	0	0	2	6
-Virginia *	23	2-3-.667	0-0-.000	3-8-.375	1-1-2	0	1	0	0	7
-Boston College *	17	2-5-.200	0-0-.000	0-0-.000	2-4-6	0	0	0	0	4
-MARYLAND *	23	3-8-.375	0-0-.000	2-7-.286	1-4-5	0	0	2	0	8
-Florida State *	23	0-2-.000	0-0-.000	0-2-.000	5-4-9	0	3	1	0	0
Pittsburg *										
MIAMI *										
VIRGINIA *										
NC STATE *										
Duke										
NORTH CAROLINA *										
Maryland *										
Georgia Tech *										

*- ACC games; # - Coaches vs. Cancer Classic; ^ - Governor's Holiday Hoops Classic.

2013-2014 NOTES

Has played in all 22 games, making 15 starts ... Blocked five shots in the season opener against USC Upstate ... Blocked two shots and grabbed three rebounds in the win over West Virginia ... Scored nine points and brought down four rebounds against Western Carolina ... Grabbed five rebounds against VMI ... Blocked three shots and brought down four rebounds against Seton Hall ... Scored 10 points and added five rebounds against Furman ... Made his first start of the season against Radford, grabbing six rebounds and blocking three shots ... Neared a double-double with nine points and seven rebounds against Winthrop ... Grabbed 10 rebounds and scored eight points in the overtime win at Miami ... Blocked three shots and brought down five rebounds against VCU ... Scored 11 points and grabbed seven rebounds against UNCG ... Had six points, five rebounds and two blocks against No. 2 Syracuse ... Blocked five shots against Boston College ... Scored 11 points and brought down five rebounds against Clemson ... Blocked a career-high six shots at Notre Dame ... Scored seven points at Virginia ... Grabbed six rebounds at Boston College ... Scored eight points and brought down five rebounds against Maryland ... Grabbed nine rebounds and blocked a shot before fouling out at Florida State.

SEASON/CAREER GAME HIGHS

POINTS

Season	11 vs UNCG (12/28/13), vs CU (1/15/14)
Career	11 vs UNCG (12/28/13), vs CU (1/15/14)
ACC	11 vs Clemson (1/15/14)

MINUTES PLAYED

Season	35 at Miami (12/8/13)
Career	35 at Miami (12/8/13)
ACC	35 at Miami (12/8/13)

FIELD GOALS MADE

Season	5 vs UNCG (12/28/13), vs CU (1/15/14)
Career	5 vs UNCG (12/28/13), vs CU (1/15/14)
ACC	5 vs Clemson (1/15/14)

FIELD GOAL ATTEMPTS

Season	9 at Miami (12/8/13)
Career	9 at Miami (12/8/13)
ACC	9 at Miami (12/8/13)

3-PT FIELD GOALS MADE

Season	N/A
Career	N/A
ACC	N/A

3-PT FIELD GOAL ATTEMPTS

Season	1 vs USC Upstate (11/9), vs WU (12/3/13)
Career	1 vs USC Upstate (11/9), vs WU (12/3/13)
ACC	N/A

FREE THROWS MADE

Season	3 vs WCU (11/15/13), at Uva (1/25/14)
Career	4 vs Iowa (11/27/12)
ACC	4 at Maryland (1/5/13)

FREE THROW ATTEMPTS

Season	8 vs WCU (11/15/13), at Uva (1/25/14)
Career	8 vs WCU (11/15/13), at Uva (1/25/14)
ACC	8 at Virginia (1/25/14)

REBOUNDS

Season	10 at Miami (12/8/13)
Career	10 at Miami (12/8/13)
ACC	10 at Miami (12/8/13)

ASSISTS

Season	2 vs RU (11/29/13), vs Syracuse (1/7/14)
Career	2 vs RU (11/29/13), vs Syracuse (1/7/14)
ACC	2 vs Syracuse (1/7/14)

BLOCKS

Season	6 at Notre Dame (1/19/14)
Career	6 at Notre Dame (1/19/14)
ACC	6 at Notre Dame (1/19/14)

STEALS

Season	2 vs Wake Forest (1/22/14)
Career	2 at BYU (12/29/12), vs WF (1/22/14)
ACC	2 vs Wake Forest (1/22/14)



CAREER STATISTICS

Year	GP-GS	Min-Avg.	FGM-FGA-Pct.	3FG-FGA-Pct.	FTM-FTA-Pct.	Off.-Def.	Reb.-Avg.	A-TO	Blk	Stl	TP-Avg.
11-12	3-0	10-3.3	0-0-.000	0-0-.000	0-0-.000	0-0	0-0.0	0-0	1	0	0-0.0
12-13	32-4	467-14.6	41-78-.526	0-0-.000	25-55-.455	46-54	100-3.1	4-35	21	9	107-3.3
13-14	22-15	440-20.0	46-94-.489	0-1-.000	19-57-.333	51-58	109-5.0	5-30	41	8	111-5.0
Career	57-19	917-16.1	87-172-.506	0-1-.000	44-112-.393	97-112	209-3.7	9-65	63	17	218-3.8

MARSHALL WOOD

SOPHOMORE • FORWARD • 6-8 • 210
RUSTBURG, VA. • RUSTBURG

#33



SEASON STATISTICS

SEASON/CAREER GAME HIGHS

Opponent	Min	FG-A-%	3FG-A-%	FT-A-%	O-D-T	A	TO	Blk	Stl	Pts
-USC UPSTATE #	21	1-4-.250	1-4-.250	0-0-.000	0-3-3	0	0	1	0	3
-WEST VIRGINIA	22	1-5-.200	0-2-.200	2-2-1.000	1-5-6	0	1	0	0	4
-WESTERN CAROLINA #	13	1-3-.333	1-2-.500	0-0-.000	1-1-2	1	2	1	0	3
-VMI	14	2-4-.500	1-1-1.000	2-2-1.000	1-7-8	0	0	0	0	7
-No. 1 Michigan State #	19	2-2-1.000	0-0-.000	1-1-1.000	2-3-5	1	1	0	0	5
Seton Hall #	14	1-2-.500	0-0-.000	1-2-.500	1-2-3	1	2	0	0	3
FURMAN	19	4-8-.500	3-5-.600	2-2-1.000	1-3-4	1	1	1	0	13
RADFORD	24	3-4-.750	1-2-.500	3-3-1.000	0-6-6	0	1	1	0	10
WINTHROP	20	1-3-.333	1-2-.500	0-0-.000	2-5-7	2	3	1	0	3
-Miami *	30	3-9-.333	3-6-.500	0-0-.000	1-5-6	1	2	0	1	9
-Virginia Commonwealth ^	17	2-5-.400	2-3-.667	0-0-.000	1-3-4	0	2	0	0	6
-UNCG	33	4-13-.308	2-7-.286	4-6-.667	0-5-5	0	1	1	0	14
-MAYLAND-EASTERN SHORE	21	3-7-.429	0-2-.000	1-2-.500	2-3-5	0	0	0	1	7
No. 2 SYRACUSE *	8	0-1-.000	0-0-.000	0-0-.000	0-2-2	0	0	0	0	0
BOSTON COLLEGE *	1	0-0-.000	0-0-.000	0-0-.000	0-0-0	0	0	0	0	0
CLEMSON *		--DNP--								
Notre Dame *	13	0-2-.000	0-1-.000	0-0-.000	1-4-5	0	1	0	0	0
WAKE FOREST *	10	1-2-.500	0-1-.000	0-0-.000	1-0-1	1	0	0	0	2
Virginia *	7	0-1-.000	0-1-.000	0-0-.000	0-2-2	0	1	0	0	0
-Boston College *	13	0-3-.000	0-0-.000	1-2-.500	3-0-3	0	1	0	0	1
-MARYLAND *	16	1-4-.250	0-1-.000	0-0-.000	3-1-4	0	1	1	0	2
Florida State *		--DNP--								
Pittsburg *										
MIAMI *										
VIRGINIA *										
NC STATE *										
Duke										
NORTH CAROLINA *										
Maryland *										
Georgia Tech *										

*- ACC games; # - Coaches vs. Cancer Classic; ^ - Governor's Holiday Hoops Classic.

POINTS

Season 14 vs UNCG (12/28/13)
Career 14 at NC St (2/16/13), vs UNCG (12/28/13)
ACC 14 at NC State (2/16/13)

MINUTES PLAYED

Season 33 vs UNCG (12/28/13)
Career 33 vs UNCG (12/28/13)
ACC 31 at NC State (2/16/13)

FIELD GOALS MADE

Season 4 vs Furman (11/26), vs UNCG (12/28/13)
Career 5 at NC State (2/16/13)
ACC 5 at NC State (2/16/13)

FIELD GOAL ATTEMPTS

Season 13 vs UNCG (12/28/13)
Career 13 vs UNCG (12/28/13)
ACC 10 at NC State (2/16/13)

3-PT FIELD GOALS MADE

Season 3 vs Furman (11/26/13), at UM (12/8/13)
Career 4 at NC State (2/16/13)
ACC 4 at NC State (2/16/13)

3-PT FIELD GOAL ATTEMPTS

Season 7 vs UNCG (12/28/13)
Career 9 at NC State (2/16/13)
ACC 9 at NC State (2/16/13)

FREE THROWS MADE

Season 4 vs UNCG (12/28/13)
Career 6 vs Oklahoma State (12/1/12)
ACC 1 at Boston College (1/29/14)

FREE THROW ATTEMPTS

Season 6 vs UNCG (12/28/13)
Career 7 vs ASU (11/23/12), vs Ok St (12/1/12)
ACC 3 vs Miami (1/30/13)

REBOUNDS

Season 8 vs VMI (11/18/13)
Career 16 at NC State (2/16/13)
ACC 16 at NC State (2/16/13)

ASSISTS

Season 2 vs Winthrop (12/3/13)
Career 2, 4x, last vs Winthrop (12/3/13)
ACC 2 at Clemson (1/27/13)

BLOCKS

Season 1, 7x, last vs Maryland (2/1/14)
Career 4 vs URI (11/12/12)
ACC 1, 3x, last vs Maryland (2/1/14)

STEALS

Season 1 at Miami (12/8/13), vs UMES (12/31/13)
Career 1, 5x, last vs UMES (12/31/13)
ACC 1 at Clemson (1/27/13), at Miami (12/8/13)



2013-2014 NOTES

Has played in 20 games, making 11 starts ... Grabbed six rebounds and scored four points in the win over West Virginia ... Scored seven points and brought down eight rebounds in just 14 minutes of action against VMI ... Scored five points and grabbed five rebounds against Michigan State ... Put up 13 points and added four rebounds against Furman ... Scored 10 points and grabbed six rebounds in the win over Radford ... Brought down seven rebounds and added two assists against Winthrop ... Scored nine points, all coming from three-point range, and brought down six rebounds at Miami ... Had six points and four rebounds against VCU ... Led the team with 14 points, also adding five rebounds against UNCG ... Scored seven points and grabbed five rebounds against UMES ... Saw limited action against No. 2 Syracuse still recovering from the flu ... Missed the game at Florida State due to illness.

CAREER STATISTICS

Year	GP-GS	Min-Avg.	FGM-FGA-Pct.	3FG-FGA-Pct.	FTM-FTA-Pct.	Off.-Def.	Reb-Avg.	A-TO	Blk	Stl	TP-Avg.
12-13	25-0	410-16.4	27-89-.303	13-55-.236	23-36-.639	24-71	95-3.8	13-22	10	3	90-3.6
13-14	20-11	335-16.8	30-82-.366	15-40-.375	17-22-.773	21-60	81-4.1	8-20	7	2	92-4.6
Career	45-11	745-16.6	57-171-.333	28-95-.295	40-58-.690	45-131	176-3.9	21-42	17	5	182-4.0

BEN EMELOGU

#15



FRESHMAN • GUARD • 6-5 • 205
GRAND PRAIRIE, TEXAS • SOUTH GRAND PRAIRIE

SEASON STATISTICS

Opponent	Min	FG-A-%	3FG-A-%	FT-A-%	O-D-T	A	TO	Blk	Stl	Pts
USC UPSTATE #	12	2-4-.500	2-3-.667	0-0-.000	0-1-1	2	1	0	1	6
WEST VIRGINIA	30	7-16-.438	3-6-.500	5-6-.833	2-4-6	1	1	3	0	22
WESTERN CAROLINA #	27	5-9-.556	2-5-.200	4-6-.667	1-2-3	1	1	0	0	16
VMI	22	6-13-.462	4-7-.571	3-3-1.000	2-2-4	3	2	0	0	19
No. 1 Michigan State #	19	2-6-.333	1-4-.250	0-0-.000	0-2-2	1	3	0	0	5
Seton Hall #	24	7-11-.636	4-5-.800	0-0-.000	0-0-0	0	1	0	0	18
FURMAN		--DNP--								
RADFORD		--DNP--								
WINTHROP		--DNP--								
Miami *	34	5-14-.357	1-7-.143	0-0-.000	1-4-5	2	2	0	1	11
-Virginia Commonwealth ^	28	3-10-.300	1-4-.250	5-6-.833	1-5-6	1	7	0	1	12
-UNCG	33	4-8-.500	1-3-.333	2-2-1.000	0-5-5	2	1	0	1	11
-MAYLAND-EASTERN SHORE	24	1-7-.143	0-3-.000	0-0-.000	0-3-3	9	0	1	0	2
-No. 2 SYRACUSE *	31	3-9-.333	2-8-.250	1-3-.333	0-2-2	0	0	0	1	9
-BOSTON COLLEGE *	24	2-9-.222	1-3-.333	3-4-.750	1-3-4	2	1	0	1	8
-CLEMSON *	33	4-10-.500	2-5-.400	1-2-.500	1-5-6	3	2	0	2	11
Notre Dame *		--DNP--								
WAKE FOREST *		--DNP--								
Virginia *	19	2-6-.333	2-6-.333	0-0-.000	0-1-1	1	1	0	0	6
-Boston College *	32	3-11-.273	1-4-.250	1-2-.500	0-0-0	2	2	0	2	8
-MARYLAND *	32	7-12-.583	3-6-.500	4-4-1.000	0-2-2	2	1	0	1	21
-Florida State *	27	4-13-.308	0-4-.000	0-2-.000	1-1-2	2	0	0	0	8
Pittsburg *										
MIAMI *										
VIRGINIA *										
NC STATE *										
Duke										
NORTH CAROLINA *										
Maryland *										
Georgia Tech *										

*- ACC games; # - Coaches vs. Cancer Classic; ^ - Governor's Holiday Hoops Classic.

2013-2014 NOTES

Has played in 17 games, making nine starts ... Was named team captain before the season ... Scored six points and added two assists in limited action against USC Upstate ... Put up 22 points, grabbed six rebounds and blocked three shots in the win over West Virginia ... Scored 16 points against Western Carolina ... Had three assists and 19 points against VMI ... Made four threes as part of an 18-point night against Seton Hall ... Missed the Furman, Radford and Winthrop games due to concussion symptoms ... Had 11 points and five rebounds in the overtime win at Miami ... Made his first career start against VCU, scoring 12 points and grabbing six rebounds ... Scored 11 points and added five rebounds against UNCG ... Had nine assists in the win over UMES ... Scored nine points against No. 2 Syracuse ... Scored eight points and grabbed four rebounds against Boston College ... Scored 11 points and brought down six rebounds against Clemson ... Missed the game at Notre Dame and against Wake Forest due to a right ankle sprain ... Scored six points at Virginia ... Made two steals and added eight points at Boston College ... Led the team with 21 points against Maryland ... Scored eight points at Florida State.

SEASON/CAREER GAME HIGHS

POINTS

Season	22 vs West Virginia (11/12/13)
Career	22 vs West Virginia (11/12/13)
ACC	21 vs Maryland (2/1/14)

MINUTES PLAYED

Season	34 at Miami (12/8/13)
Career	34 at Miami (12/8/13)
ACC	34 at Miami (12/8/13)

FIELD GOALS MADE

Season	7, 3x, last vs Maryland (2/1/14)
Career	7, 3x, last vs Maryland (2/1/14)
ACC	5 at Miami (12/8/13), vs Maryland (2/1/14)

FIELD GOAL ATTEMPTS

Season	16 vs West Virginia (11/12/13)
Career	16 vs West Virginia (11/12/13)
ACC	14 at Miami (12/8/13)

3-PT FIELD GOALS MADE

Season	4 vs VMI (11/18/13), vs SHU (11/23/13)
Career	4 vs VMI (11/18/13), vs SHU (11/23/13)
ACC	3 vs Maryland (2/1/14)

3-PT FIELD GOAL ATTEMPTS

Season	8 vs Syracuse (1/7/14)
Career	8 vs Syracuse (1/7/14)
ACC	8 vs Syracuse (1/7/14)

FREE THROWS MADE

Season	5 vs WVU (11/12/13), vs VCU (12/21/13)
Career	5 vs WVU (11/12/13), vs VCU (12/21/13)
ACC	4 vs Maryland (2/1/14)

FREE THROW ATTEMPTS

Season	6, 3x, last vs VCU (12/21/13)
Career	6, 3x, last vs VCU (12/21/13)
ACC	4 vs BC (1/11/14), vs Maryland (2/1/14)

REBOUNDS

Season	6, 3x, vs Clemson (1/15/14)
Career	6, 3x vs Clemson (1/15/14)
ACC	6 vs Clemson (1/15/14)

ASSISTS

Season	9 vs UMES (12/31/13)
Career	9 vs UMES (12/31/13)
ACC	3 vs Clemson (1/15/14)

BLOCKS

Season	3 vs West Virginia (11/12/13)
Career	3 vs West Virginia (11/12/13)
ACC	N/A

STEALS

Season	2 vs CU (1/15/14), at BC (1/29/14)
Career	2 vs CU (1/15/14), at BC (1/29/14)
ACC	2 vs CU (1/15/14), at BC (1/29/14)



CAREER STATISTICS

Year	GP-GS	Min-Avg.	FGM-FGA-Pct.	3FG-FGA-Pct.	FTM-FTA-Pct.	Off.-Def.	Reb-Avg.	A-TO	Blk	Stl	TP-Avg.
13-14	17-9	451-26.5	67-168-.399	30-83-.361	29-40-.725	10-42	52-3.1	34-26	4	11	193-11.4

TREVOR THOMPSON

#32



FRESHMAN • FORWARD • 6-11 • 210

INDIANAPOLIS, IND. •

ST. JOHN'S NORTHWESTERN MILITARY ACADEMY

SEASON STATISTICS

SEASON/CAREER GAME HIGHS

Opponent	Min	FG-A-%	3FG-A-%	FT-A-%	O-D-T	A	TO	Blk	Stl	Pts
USC UPSTATE #		--DNP --								
WEST VIRGINIA	17	2-4-.500	0-0-.000	3-8-.375	1-4-5	0	0	3	0	5
WESTERN CAROLINA #	21	4-7-.571	0-0-.000	7-11-.363	2-9-11	1	3	1	1	15
VMI	15	2-7-.286	0-0-.000	0-0-.000	2-4-6	0	1	5	0	4
No. 1 Michigan State #	16	1-3-.333	0-0-.000	0-0-.000	1-1-2	0	4	0	1	2
Seton Hall #	8	0-2-.000	0-0-.000	0-0-.000	1-0-1	0	0	0	0	0
FURMAN	10	0-0-.000	0-0-.000	0-0-.000	0-1-1	0	2	1	0	0
RADFORD	13	0-0-.000	0-0-.000	1-2-.500	0-1-1	0	1	1	1	1
WINTHROP	2	0-0-.000	0-0-.000	0-0-.000	0-0-0	0	0	0	0	0
Miami *	4	0-0-.000	0-0-.000	0-0-.000	0-0-0	0	0	0	0	0
Virginia Commonwealth ^	18	1-5-.200	0-0-.000	2-4-.500	2-6-8	0	2	1	0	4
UNCG	3	2-4-.500	0-0-.000	0-0-.000	0-2-2	0	0	1	0	4
MAYLAND-EASTERN SHORE	10	2-3-.667	0-0-.000	4-4-1.000	2-3-4	0	2	0	0	8
-No. 2 SYRACUSE *	10	1-2-.500	0-0-.000	2-2-1.000	1-1-2	1	0	1	0	4
BOSTON COLLEGE *	13	1-2-.500	0-0-.000	2-2-1.000	2-3-5	0	0	0	0	4
CLEMSON *	4	0-2-.000	0-0-.000	0-0-.000	1-0-1	0	0	0	0	0
Notre Dame *	7	1-4-.250	0-0-.000	0-0-.000	1-1-2	0	0	0	0	2
WAKE FOREST *	18	3-6-.500	0-0-.000	4-7-.571	7-5-12	0	1	2	0	10
Virginia *	15	1-4-.250	0-0-.000	0-0-.000	1-4-5	0	1	0	0	2
Boston College *	15	0-5-.000	0-0-.000	2-2-1.000	1-2-3	0	1	2	0	2
MARYLAND *	11	2-6-.333	0-0-.000	3-4-.750	2-2-4	0	0	1	1	7
-Florida State *	22	3-5-.600	0-0-.000	0-0-.000	2-4-6	0	2	3	0	6
Pittsburg *										
MIAMI *										
VIRGINIA *										
NC STATE *										
Duke										
NORTH CAROLINA *										
Maryland *										
Georgia Tech *										

POINTS

Season	15 vs Western Carolina (11/15/13)
Career	15 vs Western Carolina (11/15/13)
ACC	10 vs Wake Forest (1/22/14)

MINUTES PLAYED

Season	22 at Florida State (2/5/14)
Career	22 at Florida State (2/5/14)
ACC	22 at Florida State (2/5/14)

FIELD GOALS MADE

Season	4 vs Western Carolina (11/15/13)
Career	4 vs Western Carolina (11/15/13)
ACC	3 vs WF (1/22/14), at FSU (2/5/14)

FIELD GOAL ATTEMPTS

Season	7 vs WCU (11/15/13), vs VMI (11/18/13)
Career	7 vs WCU (11/15/13), vs VMI (11/18/13)
ACC	6 vs WF (1/22/14), vs Maryland (2/1/14)

3-PT FIELD GOALS MADE

Season	N/A
Career	N/A
ACC	N/A

3-PT FIELD GOAL ATTEMPTS

Season	N/A
Career	N/A
ACC	N/A

FREE THROWS MADE

Season	7 vs Western Carolina (11/15/13)
Career	7 vs Western Carolina (11/15/13)
ACC	4 vs Wake Forest (1/22/14)

FREE THROW ATTEMPTS

Season	11 vs Western Carolina (11/15/13)
Career	11 vs Western Carolina (11/15/13)
ACC	7 vs Wake Forest (1/22/14)

REBOUNDS

Season	12 vs Wake Forest (1/22/14)
Career	12 vs Wake Forest (1/22/14)
ACC	12 vs Wake Forest (1/22/14)

ASSISTS

Season	1 vs WCU (11/15/13), vs Syracuse (1/7/14)
Career	1 vs WCU (11/15/13), vs Syracuse (1/7/14)
ACC	1 vs Syracuse (1/7/14)

BLOCKS

Season	5 vs VMI (11/18/13)
Career	5 vs VMI (11/18/13)
ACC	3 at Florida State (2/5/14)

STEALS

Season	1, 4x, last vs Maryland (2/1/14)
Career	1, 4x, last vs Maryland (2/1/14)
ACC	1 vs Maryland (2/1/14)



2013-2014 NOTES

Has played in 20 games, making one start ... Made collegiate debut in the win over West Virginia, scoring five points, grabbing five rebounds and blocking three shots ... Recorded a double-double with 15 points and 11 rebounds against Western Carolina ... Grabbed six rebounds and blocked five shots against VMI ... Grabbed eight rebounds and added four points off the bench against VCU ... Scored four points and blocked a shot in just three minutes of action against UNCG ... Brought down four rebounds and added eight points against UMES ... Made the first start of his career against No. 2 Syracuse, scoring four points and grabbing two rebounds ... Recorded the second double-double of his career with 10 points and 12 rebounds against Wake Forest ... Scored seven points and added four rebounds against Maryland ... Scored six points, grabbed six rebounds and blocked three shots at Florida State.

CAREER STATISTICS

Year	GP-GS	Min-Avg.	FGM-FGA-Pct.	3FG-FGA-Pct.	FTM-FTA-Pct.	Off.-Def.	Reb-Avg.	A-TO	Blk	Stl	TP-Avg.
13-14	21-2	252-12.0	26-71-.366	0-0-.000	30-46-.652	29-53	82-3.9	2-20	22	4	82-3.9

*- ACC games; # - Coaches vs. Cancer Classic; ^ - Governor's Holiday Hoops Classic.

DEVIN WILSON

FRESHMAN • GUARD • 6-4 • 185
MCKEES ROCKS, PA • MONTOUR

#11



SEASON STATISTICS

Opponent	Min	FG-A-%	3FG-A-%	FT-A-%	O-D-T	A	TO	Blk	Stl	Pts
- USC UPSTATE #	34	1-3-.333	0-1-.000	2-4-.500	1-3-4	3	3	0	0	4
- WEST VIRGINIA	34	4-7-.571	0-1-.000	8-8-1.000	0-5-5	4	2	0	0	16
- WESTERN CAROLINA #	35	2-4-.500	0-0-.000	4-8-.500	1-4-5	4	4	0	0	5
- VMI	31	4-7-.571	0-1-.000	5-5-1.000	1-4-5	4	5	0	1	13
- No. 1 Michigan State #	26	0-2-.000	0-0-.000	0-0-.000	0-2-2	5	4	0	2	0
- Seton Hall #	30	0-3-.000	0-0-.000	2-2-1.000	0-5-5	8	2	0	1	2
- FURMAN	31	2-4-.500	0-2-.000	2-3-.667	0-4-4	11	1	0	0	6
- RADFORD	26	3-5-.600	1-2-.500	1-2-.500	0-2-2	3	4	0	1	8
- WINTHROP	37	3-3-1.000	0-0-.000	5-6-.833	0-3-3	8	5	1	0	11
- Miami *	40	0-2-.000	0-0-.000	1-3-.333	0-2-2	5	1	0	1	1
- Virginia Commonwealth ^	32	1-4-.250	0-0-.000	2-4-.500	1-3-4	4	6	0	1	4
- UNCG	35	2-4-.500	0-0-.000	3-7-.429	1-6-7	6	3	0	0	7
- MAYLAND-EASTERN SHORE	27	4-6-.667	1-1-1.000	7-8-.875	0-2-2	3	3	1	1	16
- No. 2 SYRACUSE *	27	0-3-.000	0-1-.000	3-4-.750	0-1-1	2	2	0	2	3
- BOSTON COLLEGE *	30	3-4-.750	1-1-1.000	2-8-.250	2-4-6	4	0	0	3	9
- CLEMSON *	32	5-11-.454	2-2-1.000	2-8-.250	0-1-1	2	2	0	0	14
- Notre Dame *	36	7-10-.700	1-2-.500	5-7-.714	0-4-4	7	2	0	1	20
- WAKE FOREST *	40	6-10-.600	3-4-.750	11-14-.786	2-2-4	4	2	0	2	26
- Virginia *	39	2-8-.250	0-1-.000	8-11-.727	0-2-2	1	2	1	2	12
- Boston College *	38	1-5-.200	0-1-.000	3-7-.429	1-0-1	1	3	0	0	5
- MARYLAND *	40	2-6-.333	0-1-.000	2-4-.500	2-1-3	4	3	0	0	6
- Florida State *	31	1-8-.125	0-3-.000	2-3-.667	1-3-4	3	1	1	3	4
Pittsburg *										
MIAMI *										
VIRGINIA *										
NC STATE *										
Duke										
NORTH CAROLINA *										
Maryland *										
Georgia Tech *										

*- ACC games; # - Coaches vs. Cancer Classic; ^ - Governor's Holiday Hoops Classic.

2013-2014 NOTES

Has started all 22 games ... Had four points and three assists in his collegiate debut against USC Upstate ... Went a perfect 8-for-8 from the free throw line enroute to a 16-point, five-rebound outing in the win over West Virginia ... Had four assists and five points against Western Carolina ... Had four assists and 13 points against VMI ... Made two steals and added five assists against Michigan State ... Tallied eight assists and grabbed five rebounds against Seton Hall ... Matched a freshman record with 11 assists, also adding six points against Furman ... Scored eight points in the win over Radford ... Neared a perfect shooting night, going 3-for-3 from the field and 5-for-6 from the line enroute to an 11-point, eight-assist performance against Winthrop ... Had five assists in the overtime win at Miami ... Scored four points and added four assists against VCU ... Had six assists, seven points and seven rebounds against UNCG ... Matched a career best with 16 points in the win over UMES ... Scored nine points, grabbed six rebounds and added four assists against Boston College ... Led the team with 14 points against Clemson ... Scored 18 points in the second half and finished the game at Notre Dame with 20 points and seven assists ... Had another impressive second half, finishing the game with 26 points and four assists ... Led the team with 12 points at Virginia Had four points, three assists and three steals at Florida State.

SEASON/CAREER GAME HIGHS

POINTS

Season	26 vs Wake Forest (1/22/13)
Career	26 vs Wake Forest (1/22/13)
ACC	26 vs Wake Forest (1/22/13)

MINUTES PLAYED

Season	40, 3x, last vs Maryland (2/1/14)
Career	40, 3x, last vs Maryland (2/1/14)
ACC	40, 3x, last vs Maryland (2/1/14)

FIELD GOALS MADE

Season	7 at Notre Dame (1/19/14)
Career	7 at Notre Dame (1/19/14)
ACC	7 at Notre Dame (1/19/14)

FIELD GOAL ATTEMPTS

Season	11 vs Clemson (1/15/14)
Career	11 vs Clemson (1/15/14)
ACC	11 vs Clemson (1/15/14)

3-PT FIELD GOALS MADE

Season	3 vs Wake Forest (1/22/14)
Career	3 vs Wake Forest (1/22/14)
ACC	3 vs Wake Forest (1/22/14)

3-PT FIELD GOAL ATTEMPTS

Season	4 vs Wake Forest (1/22/14)
Career	4 vs Wake Forest (1/22/14)
ACC	4 vs Wake Forest (1/22/14)

FREE THROWS MADE

Season	11 vs Wake Forest (1/22/14)
Career	11 vs Wake Forest (1/22/14)
ACC	11 vs Wake Forest (1/22/14)

FREE THROW ATTEMPTS

Season	14 vs Wake Forest (1/22/14)
Career	14 vs Wake Forest (1/22/14)
ACC	14 vs Wake Forest (1/22/14)

REBOUNDS

Season	7 vs UNCG (12/28/13)
Career	7 vs UNCG (12/28/13)
ACC	4, 3x, last at Florida State (2/5/14)

ASSISTS

Season	11 vs Furman (11/26/13)
Career	11 vs Furman (11/26/13)
ACC	7 at Notre Dame (1/19/14)

BLOCKS

Season	1, 4x, last at Florida State (2/5/14)
Career	1, 4x, last at Florida State (2/5/14)
ACC	1 at UVa (1/25/14), at FSU (2/5/14)

STEALS

Season	3 at Florida State (2/5/14)
Career	3 at Florida State (2/5/14)
ACC	3 at Florida State (2/5/14)



CAREER STATISTICS

Year	GP-GS	Min-Avg.	FGM-FGA-Pct.	3FG-FGA-Pct.	FTM-FTA-Pct.	Off.-Def.	Reb-Avg.	A-TO	Blk	Stl	TP-Avg.
13-14	22-22	731-33.2	53-119-.445	9-24-.375	80-126-.635	13-63	76-3.5	96-60	4	21	195-8.9

GAME 1

USC UPSTATE64, VIRGINIA TECH 63

NOV. 9, 2013 • 12 P.M. • BLACKSBURG, VA.

Virginia Tech lost 64-63 to USC Upstate in men's basketball action Saturday afternoon at Cassell Coliseum. This was the season-opener for both teams.

The game was close throughout, with neither team leading by more than six points. Tech took a 15-9 lead on a 3-pointer by freshman **Ben Emelogu** with 13:33 remaining in the first half. The game was tied at 23 with 5:45 remaining before intermission, and the lead flipped back and forth for the rest of the half. The Spartans took a 33-31 lead into the locker room.

Upstate opened the second half on a 10-7 run and took a 43-38 lead with 16:40 remaining on a jumper by Ty Greene, but the Hokies were able to reclaim the lead and took a 58-53 lead with 8:51 remaining on a 3-pointer by **Will Johnston**. Upstate then went ahead 60-58 with 7:04 remaining on a lay-up by Torrey Craig. Following a lay-up by Tech senior **Cadarian Raines** to tie the game at 62 with 4:09 to play, the Hokies could manage only one free throw by senior **Jarell Eddie** in the final four minutes.

With USC Upstate leading 64-63 in the final minute, the Hokies were able to get a few chances to take the lead, but all fell short and the Spartans claimed the victory.

Eddie led all scorers with 18 points and led Tech with seven rebounds. Raines, who was held scoreless in the first half, tallied a career-high 17 points and grabbed four rebounds. Redshirt sophomore **Joey van Zegeren** also grabbed seven rebounds in the loss and recorded a career-high five blocked shots. Green led the Spartans with 17 points and Craig added 13 points. Ricardo Glenn had 10 points, and Jodd Maxey grabbed a game-high 10 rebounds.

The Hokies held the Spartans to just 37.5 percent from the floor and just five of 16 from beyond the 3-point arc (31.3 percent). Tech shot 39 percent from the field, including 36.4 percent from beyond the 3-point arc. The rebounds were even at 39. The Hokies made just nine of 18 free-throw attempts, including 5 of 13 in the second half.

USC Upstate (1-0, 0-0 A-Sun)

Player	MP	FG	FT	TR	PF	A	TO	Blk	Stl	TP
Ricardo Glenn, f	21	3-6	4-4	3	5	1	2	0	0	10
Torrey Craig, f	32	5-20	3-4	8	1	3	2	3	0	13
Jodd Maxey, g	33	6-8	0-2	10	3	1	0	2	1	4
Ty Greene, g	34	4-9	2-3	5	3	3	1	1	0	17
Mario Blessing, g	32	3-6	0-0	1	2	1	1	0	0	8
ShunQuez Stephens	3	0-0	0-0	0	1	0	0	0	0	0
Fred Miller	22	1-6	1-2	1	2	3	1	0	2	3
Babatound Olumuyiwa	23	4-9	1-1	5	0	1	2	2	1	9
TEAM				6						
Totals	200	24-64	11-16	39	16	14	9	9	4	64

VIRGINIA TECH (0-1, 0-0 ACC)

Player	MP	FG	FT	TR	PF	A	TO	Blk	Stl	TP
Cadarian Raines, f	26	7-10	3-4	4	1	1	1	0	1	17
Jarell Eddie, f	35	6-21	4-5	7	1	2	0	1	18	
Marshall Wood, g	21	1-4	0-0	3	0	0	0	1	0	3
Adam Smith, g	28	3-10	0-0	3	1	3	1	0	0	7
Devin Wilson, g	34	1-3	2-4	4	2	3	3	0	0	4
Joey van Zegeren	22	1-5	0-3	7	1	0	0	5	0	2
Ben Emelogu	12	2-4	0-0	1	4	2	1	0	1	6
Christian Beyer	11	0-0	0-2	4	2	1	1	0	0	0
Will Johnston	11	2-2	0-0	0	0	0	0	0	0	6
TEAM				6		1				
Totals	200	23-59	9-18	39	12	11	10	6	3	63

3-PointersVT 8 (Eddie 2, Emelogu 2, Johnston 2, Smith, Wood)	USC Upstate 5 (Greene 3, Blessing 2)
BlocksVT 6 (van Zegeren 5, Wood)	USC Upstate 9 (Craig 3, Maxey 2, Olumuyiwa 2, Greene, Blessing)
StealsVT 3 (Eddie, Emelogu, Raines)	USC Upstate 4 (Miller 2, Maxey, Olumuyiwa)

OfficialsPalacz, Ostwalt, Butler	TechnicalNone
Attendance5,321	

Percentages:	FG%...37.5	3FG%...31.3	FT%...68.8
USC Upstate	FG%...39.0	3FG%...36.4	FT%...50.0

USC Upstate	33	31	—	64
Virginia Tech	31	32	—	63

GAME 2

VIRGINIA TECH 87, WEST VIRGINIA 82

NOV. 12, 2013 • 1 P.M. • BLACKSBURG, VA.

Virginia Tech freshman **Ben Emelogu** scored a game-high 22 points, and **Adam Smith** made some key plays down the stretch to help the Hokies rally past West Virginia 87-82.

Smith scored 19 points for the Hokies who rallied from a 17-point deficit in the first half. He scored seven of Tech's last nine points in the game – all in the final 1:46.

His basket with 1:46 left in the game gave Tech an 80-77 lead. West Virginia cut the lead to 80-79 on a bucket by Juwan Staten with 44 seconds left.

Smith then made one of the biggest plays of the game. He drove to the basket, put up a shot and made it, getting fouled in the process. He made the free throw, and the three-point play gave the Hokies an 83-79 lead with 33.2 seconds remaining.

West Virginia's Remi Dibo then hit a 3-pointer with 23.7 seconds left to cut the lead to 83-82, but Smith answered again, hitting two free throws to push the lead to 85-82 with 16.2 seconds remaining.

West Virginia (1-1) had a chance to tie the game, but Nathan Adrian's 3-pointer was short, and Tech freshman **Devin Wilson** got the rebound. Wilson made two free throws with 5 seconds left to seal the game for Virginia Tech.

Emelogu scored 13 of his 22 in the first half, rallying the Hokies from that 17-point deficit. Tech went on a 12-1 run that ended with Emelogu's 3-pointer at the buzzer to cut the lead to 41-36 at halftime. The Hokies then scored the first eight points of the second half, using that 20-1 run spanning both halves to get back into the game.

Wilson finished with 16 points for the Hokies, making 4 of 7 from the floor and all eight of his free-throw attempts. **Jarell Eddie** had 10 points – all in the second half.

Dibo led West Virginia with 17 points, while Eron Harris added 16 for the cold-shooting Mountaineers. West Virginia shot just 35.7 percent from the floor (25 of 70).

WEST VIRGINIA (1-1, 0-0 Big 12)

Player	MP	FG	FT	TR	PF	A	TO	Blk	Stl	TP
Devin Williams, f	23	1-8	4-8	11	5	1	2	0	0	6
Nathan Adrian, f	20	3-8	0-0	4	4	0	0	1	1	8
Kevin Noreen, f	13	2-2	2-4	2	1	0	4	0	1	6
Juwan Staten, g	39	3-12	4-7	9	3	7	1	0	1	10
Eron Harris, g	38	4-17	7-9	6	2	3	0	0	2	16
Remi Dibo	28	5-10	2-2	5	1	1	1	0	1	17
Gary Browne	28	5-8	2-3	4	4	2	2	0	1	15
Terry Henderson	8	1-3	0-0	2	0	0	1	0	0	2
Brandon Watkins	3	1-2	0-0	0	4	0	0	0	0	2
TEAM				3						
Totals	200	25-70	21-33	43	28	14	11	1	7	82

VIRGINIA TECH (1-1, 0-0 ACC)

Player	MP	FG	FT	TR	PF	A	TO	Blk	Stl	TP
Cadarian Raines, f	16	1-2	2-2	4	0	3	5	0	4	
Jarell Eddie, f	23	3-8	4-5	3	1	1	3	0	10	
Marshall Wood, f	22	1-5	2-2	6	1	0	1	0	4	
Adam Smith, g	33	7-12	3-3	4	3	1	4	0	0	19
Devin Wilson, g	34	4-7	8-8	5	1	4	2	0	0	16
Joey van Zegeren	9	0-2	2-2	3	5	0	2	2	0	2
Ben Emelogu	30	7-16	5-6	6	4	1	1	3	0	22
Christian Beyer	13	1-1	1-2	5	1	0	0	0	0	3
Will Johnston	3	0-0	0-0	0	0	0	0	0	0	0
Trevor Thompson	17	2-4	3-8	5	2	0	0	3	0	7
TEAM				2						
Totals	200	26-57	30-38	43	25	7	16	13	0	87

3-PointersVT 5 (Emelogu 3, Smith 2)	WVU 11 (Dibo 5, Browne 3, Adrian 2, Harris)
BlocksVT 13 (Raines 5, Emelogu 3, Thompson 3, van Zegeren 2)	WVU 1 (Adrian)
StealsVT 0	WVU 7 (Harris 2, Adrian, Browne, Dibo, Noreen, Staten)

OfficialsHess, Ayers, Styon	TechnicalNone
Attendance5,049	

Percentages:	FG%...35.7	3FG%...45.8	FT%...63.6
West Virginia	FG%...45.6	3FG%...33.3	FT%...78.9

West Virginia	41	41	—	82
Virginia Tech	36	51	—	87

GAME 3

VIRGINIA TECH 79, WESTERN CAROLINA 61

NOV. 15, 2013 • 7 P.M. • BLACKSBURG, VA.

Trevor Thompson recorded his first double-double and **Jarell Eddie** had 17 points, as the Hokies led from start to finish in downing Western Carolina 79-61.

The Hokies (2-1) jumped out to 22-point, first-half lead and had a 20-point halftime lead. Eddie scored 10 of his 17 points in the first half for Tech, which shot 51.6 percent on 16-of-31 shooting in the first 20 minutes.

Western Carolina (2-2) scored just three points in the first eight minutes – all on free throws. The Catamounts missed their first 11 shots and didn't hit a field goal until Justin Browning's basket with 10:31 left in the first half.

The Catamounts shot just 22.2 percent on 6-of-27 shooting in the first half. They only made 32.8 percent (20 of 61) for the game, including 3-of-25 shooting from beyond the 3-point arc.

Thompson's three first-half dunks got the crowd in the game, and in the second half, he scored nine points. He finished with 15 points on 4-of-7 shooting from the floor and 7-of-11 shooting from the free-throw line and he added 11 rebounds.

It marked the second straight solid performance for the 6-foot-11 freshman, who did not play in the season opener against USC Upstate. He had seven points and five rebounds in 17 minutes in the Hokies' win over West Virginia.

The Catamounts cut the lead to 53-43 on two free throws by Browning with 7:43 left, but got no closer. But Thompson then hit two free throws, and after a turnover by Western Carolina's Brandon Boggs, the Hokies' **Devin Wilson** added two more free throws with 7:27 remaining to push the lead to 57-43. The Catamounts got no closer than 12 the rest of the game.

James Sinclair led the Catamounts with 16 points. Trey Sumler, who scored 29 points in the Catamounts' loss at Oregon, finished with 11 on just 5-of-14 shooting.

WESTERN CAROLINA (2-2, 0-0)

Player	MP	FG	FT	TR	PF	A	TO	Blk	Stl	TP
Kenneth Hall, f	16	0-2	1-2	5	4	1	0	4	0	1
Tawaski King, f	25	2-5	2-5	4	4	0	2	0	0	6
Tom Tankelewicz, g	17	0-6	0-0	1	1	1	1	0	1	0
Trey Sumler, g	29	5-14	0-0	3	5	1	0	0	1	11
James Sinclair, g	27	6-15	3-3	7	3	1	4	0	1	16
Mike Brown	20	2-6	4-6	0	3	1	0	0	1	8
Rhett Harrelson	13	0-1	3-4	1	1	0	1	0	0	3
Torrian Brummitt	14	1-1	1-1	3	5	1	1	0	0	3
Justin Browning	18	2-3	2-2	4	4	0	0	0	1	6
Brandon Boggs	21	2-8	2-8	3	2	3	1	0	1	7
TEAM				1						
Totals	200	20-61	18-31	32	32	9	10	4	6	61

VIRGINIA TECH (2-1, 0-0 ACC)

Player	MP	FG	FT	TR	PF	A	TO	Blk	Stl	TP
Cadarian Raines, f	21	1-3	3-5	7	3	2	0	0	3	5
Jarell Eddie, f	29	6-10	2-3	6	1	0	0	1	0	17
Marshall Wood, f	13	1-3	0-0	2	3	1	2	1	0	3
Adam Smith, g	29	3-12	0-0	3	4	3	2	0	1	6
Devin Wilson, g	35	2-4	4-8	5	2	4	4	0	0	8
Joey van Zegeren	20	3-4	3-8	4	2	1	0	1	0	9
Ben Emelogu	27	5-9	4-6	3	2	1	1	0	0	16
Christian Beyer	2	0-0	0-0	0	0	0	0	0	0	0
Will Johnston	3	0-0	0-0	1	0	0	0	0	0	0
Trevor Thompson	21	4-7	7-11	11	4	1	3	1	1	15
TEAM				5		1				
Totals	200	25-52	23-41	46	22	13	13	4	5	79

3-PointersVT 6 (Eddie 3, Emelogu 2, Wood)	WCU 3 (Boggs, Sinclair, Sumler)
BlocksVT 4 (Eddie, Thompson, van Zegeren, Wood)	WCU 4 (Hall 4)
StealsVT 5 (Raines 3, Smith, Thompson)	WCU 6 (Boggs, Brown, Browning, Sinclair, Sumler, Tankelewicz)

OfficialsEppley, Bruno, Gladden	TechnicalNone
Attendance5,617	

Percentages:	FG%...32.8	3FG%...12.0	FT%...58.1
Western Carolina	FG%...48.1	3FG%...46.2	FT%...56.1

Western Carolina	18	43	—	61
Virginia Tech	38	41	—	79

GAME 4

VIRGINIA TECH 105, VMI 92

NOV. 18, 2013 • 7 P.M. • BLACKSBURG, VA.

Jarell Eddie tied a career high with five 3-pointers and scored 21 points to pace a balanced attack, as Virginia Tech held on late to down Virginia Military Institute 105-92.

Led by Eddie, the Hokies hit a season-high 11 3-pointers. Eddie shot 7 of 12 from the floor overall - including 5 of 5 from beyond the 3-point arc. He also made both of his free-throw attempts and grabbed six rebounds.

Eddie's shooting certainly opened things up for the Hokies, who topped the 100-point mark for the first time since the 2011 season. Five players scored in double figures for Tech, and every Hokie player who played in the game scored.

Freshman guard Ben Emelogu added 19 points off the bench for the Hokies and hit four 3-pointers. C.J. Barksdale, who was suspended for the first three games of this season by Johnson for a violation of team rules, scored 16 points and grabbed six rebounds in his season debut.

Tech led by as many as 20 in the second half after Adam Smith's 3-pointer with 13:50 remaining and appeared to be coasting toward an easy victory. But VMI started pressing, and the Hokies got sloppy with the ball. Eight of Virginia Tech's 16 turnovers came in the final 13 minutes of the game.

Freshman guard Ben Emelogu added 19 points off the bench for the Hokies and hit four 3-pointers. C.J. Barksdale, who was suspended for the first three games of this season by Johnson for a violation of team rules, scored 16 points and grabbed six rebounds in his season debut.

Tech led by as many as 20 in the second half after Adam Smith's 3-pointer with 13:50 remaining and appeared to be coasting toward an easy victory. But VMI started pressing, and the Hokies got sloppy with the ball. Eight of Virginia Tech's 16 turnovers came in the final 13 minutes of the game.

Freshman guard Ben Emelogu added 19 points off the bench for the Hokies and hit four 3-pointers. C.J. Barksdale, who was suspended for the first three games of this season by Johnson for a violation of team rules, scored 16 points and grabbed six rebounds in his season debut.

Tech led by as many as 20 in the second half after Adam Smith's 3-pointer with 13:50 remaining and appeared to be coasting toward an easy victory. But VMI started pressing, and the Hokies got sloppy with the ball. Eight of Virginia Tech's 16 turnovers came in the final 13 minutes of the game.

VMI (3-2, 0-0 Big South)

Player	MP	FG	FT	TR	PF	A	TO	Bk	Stl	TP
D.J. Covington, f	25	8-14	4-6	5	3	0	1	3	1	20
Craig Hinton, f	26	4-5	2-2	2	2	0	1	1	0	13
Rodney Glasgow, g	34	8-17	2-2	3	4	0	0	1	22	
Brian Brown, g	14	1-4	0-0	1	1	0	0	0	2	
QJ Peterson, g	32	8-22	4-7	5	3	2	2	0	4	22
Trevor Chapman	18	1-5	2-2	2	0	0	0	1	0	4
Tim Marshall	1	0-0	0-0	0	0	0	0	0	0	0
Phillip Anglade	4	0-0	0-0	0	0	0	0	1	0	0
Jarid Watson	9	1-2	0-0	3	4	0	0	0	0	2
Julian Eleby	13	2-4	1-3	1	1	0	0	1	1	6
Jordan Weethee	24	0-6	0-5	3	1	0	0	0	0	1
TEAM				6						
Totals	200	33-79	16-23	31	20	8	4	6	7	92

VIRGINIA TECH (3-1, 0-0 ACC)

Player	MP	FG	FT	TR	PF	A	TO	Bk	Stl	TP
Cadarian Raines, f	21	3-3	3-4	5	3	2	3	2	0	9
Jarell Eddie, f	33	7-12	2-2	7	3	1	2	0	0	21
Marshall Wood, f	14	2-4	2-2	8	0	0	0	0	0	7
Adam Smith, g	30	4-10	2-4	3	0	0	0	0	0	11
Devin Wilson, g	31	4-7	5-5	5	5	4	5	0	1	13
Joey van Zegeren	4	1-1	1-2	5	2	0	0	1	0	3
Ben Emelogu	22	6-13	3-3	4	5	3	2	0	0	19
Will Johnston	4	0-0	2-2	1	0	0	1	0	0	2
Trevor Thompson	15	2-7	0-0	6	2	0	1	5	0	4
C.J. Barksdale	26	7-12	2-2	6	1	3	2	1	0	16
TEAM				2						
Totals	200	36-69	22-26	52	21	16	9	1	105	

3-Pointers.....VT 11 (Eddie 5, Emelogu 4, Smith, Wood)

.....VMI 10 (Glasgow 4, Hinton 3, Peterson 2, Eleby)

Blocks....VT 9 (Thompson 5, Raines 2, Barksdale, van Zegeren)

.....VMI 6 (Covington 3, Anglade, Chapman, Hinton)

Steals.....VT 1 (Wilson)

.....VMI 7 (Peterson 4, Covington, Eleby, Glasgow)

Officials.....Nestor, Nichols, Shey

Technical.....None

Attendance.....4,162

Percentages:

VMI	FG%...41.8	3FG%...27.8	FT%...69.6
Virginia Tech	FG%...52.2	3FG%...64.7	FT%...84.6

VMI	33	59	—	92
Virginia Tech	44	61	—	105

GAME 5

MICHIGAN ST. 96, VIRGINIA TECH 77

NOV. 22, 2013 • 9:30 P.M. • BROOKLYN, N.Y.

The Hokies fell 96-77 in their opening game of the Coaches vs. Cancer Classic at the Barclays Center in Brooklyn. Jarell Eddie finished the game with a career-high six threes as part of a 23-point effort, while Adam Smith led the team with 27 points.

The Hokies (3-2) got out to a slow start as Michigan State (5-0) took an early 10-5 lead, but Tech controlled the boards early on and it would eventually pay off. The Spartans struggled from beyond the arc early, unable to connect on their first six attempts. Tech took advantage and eventually tied the game at 10 on a Ben Emelogu three. C.J. Barksdale followed it up with a bucket of his own to give the Hokies their first lead of the game nearing the midway point in the half.

Following the under-12 media timeout, the Hokies went on an 8-0 run for their largest lead of the night at 20-14. The game saw six lead changes over the next three minutes of play, but Michigan State began to pull away in the closing minutes of the half. The final five minutes of the first period were dominated by Michigan State's Adreian Payne, who scored 11 of the team's 15 points in that time frame.

Eddie neared yet another 20-point half as he had 17 at the break, including 4 threes, while Payne put up 20 by halftime, as neither team saw another player score more than six points in the first half.

Michigan State continued to roll in the second half as it opened with a 13-3 run. The Hokies scored just nine points in the first ten minutes of the second half, but midway through the period Smith came alive for Tech. He scored nine straight points for the Hokies and was the only consistent source of production for the squad in the later part of the game.

Barksdale neared a double-double for the Hokies, finishing with eight points and seven boards, while Smith also grabbed six rebounds and had five assists. Payne, as well as Brandon Dawson finished with double-doubles for the Spartans. Payne went for 29 and 10, while Dawson scored 12 points and brought down 10 rebounds.

VIRGINIA TECH (3-2, 0-0 ACC)

Player	MP	FG	FT	TR	PF	A	TO	Bk	Stl	TP
Marshall Wood, f	19	2-2	1-1	5	1	1	1	0	0	5
Jarell Eddie, f	24	7-12	3-3	1	1	0	0	0	0	23
Devin Wilson, g	26	0-2	0-0	2	1	5	4	0	2	0
Cadarian Raines, f	12	0-5	0-0	2	3	0	1	0	0	0
Adam Smith, g	28	9-19	5-5	6	1	5	3	0	1	27
Christian Beyer	11	1-2	0-0	2	0	0	0	0	0	3
Joey van Zegeren	11	0-1	0-0	0	0	0	1	0	0	0
C.J. Barksdale	21	2-5	4-4	7	2	0	0	1	0	8
Will Johnston	12	1-3	1-2	3	1	1	0	0	0	4
Greg Donlon	1	0-1	0-0	0	0	0	0	0	0	0
Trevor Thompson	16	1-3	0-0	2	3	0	4	0	1	2
Ben Emelogu	19	2-6	0-0	2	3	1	3	0	0	5
TEAM				7						
Totals	200	25-61	14-15	39	16	13	17	1	4	77

No. 1 MICHIGAN STATE (5-0, 0-0 Big 10)

Player	MP	FG	FT	TR	PF	A	TO	Bk	Stl	TP
Matt Costello, f	17	0-0	0-0	2	3	1	2	2	0	0
Brandon Dawson, f	26	6-9	0-2	10	1	2	0	0	0	12
Keith Appling, g	31	5-9	0-1	1	2	7	0	0	3	13
Gary Harris, g	25	6-19	5-5	3	0	5	2	0	0	19
Adreian Payne, f	30	10-15	5-5	10	2	3	0	3	1	29
Alex Gauna	8	0-0	0-0	1	2	0	0	0	0	0
Gavin Schillling	4	1-1	0-0	1	1	0	0	0	0	2
Colby Wollenman	1	0-0	0-0	0	0	0	0	0	0	0
Alvin Ellis III	8	0-0	0-0	2	0	1	0	0	0	0
Kenny Kaminski	3	1-3	0-0	0	1	0	0	0	0	3
Russell Byrd	3	1-2	0-0	1	0	0	0	0	0	3
Dan Chapman	1	0-0	0-0	0	0	0	0	0	0	0
Keenan Wetzell	1	0-0	0-0	0	1	0	0	0	0	0
Denzel Valentine	19	3-6	0-0	1	2	4	2	1	2	7
Travis Trice	23	3-7	0-0	3	0	3	0	0	2	8
TEAM				1						
Totals	200	36-71	10-13	34	16	26	6	6	13	96

3-Pointers VT 13 (Eddie 6, Smith 4, Beyer, Emelogu, Johnston)

.....MSU 14 (Payne 4, Appling 3, Harris 2, Trice 2,

Byrd, Kaminski, Valentine)

Blocks.....MSU 6 (Payne 3, Costello 2, Valentine)

Steals.....VT 4 (Wilson 2, Smith, Thompson)

.....MSU 13 (Appling 3, Dawson 3, Costello 2,

Trice 2, Valentine 2, Payne)

Officials.....O'Connell, Beaver, Perone

Technical.....None

Attendance.....6,115

Percentages:

Virginia Tech	FG%...41.0	3FG%...48.1	FT%...93.3
Michigan State	FG%...50.7	3FG%...40.0	FT%...76.9

Virginia Tech	33	44	—	77
Michigan State	46	50	—	96

GAME 6

SETON HALL 68, VIRGINIA TECH 97

NOV. 23, 2013 • 7 P.M. • BROOKLYN, N.Y.

Senior Jarell Eddie earned his first double-double of the season, but the Virginia Tech men's basketball team came up just short against the Seton Hall Pirates, dropping its final game of the Coaches vs. Cancer Classic, 68-67 in the Barclays Center in Brooklyn. Eddie finished the game with 19 points and 10 rebounds, to go along with four assists and a career-high four blocks. The Pirates were led by Fuquan Edwin, who hit a late three to take the lead and made four free throws down the stretch to seal win for his team.

Tech got out to an impressive start, going up 8-0 on the Pirates to begin the game. Adam Smith hit a pair of jumpers from beyond the arc and Eddie added another three to open play. A 7-0 run for Seton Hall made it a two-possession game, but Tech held on to the advantage until a 12-3 Seton Hall run tied things up at 29 with just under six minutes remaining in the first half.

The two teams would trade the lead five times in the closing minutes of the first half, but Seton Hall took the 38-36 lead into the break.

Despite evening the game back up 16 seconds into the new half, it didn't take long for Seton Hall to regain and maintain its first-half lead. Tech kept things close and never let the Pirates make the difference more than five points during the second half.

With under five minutes to play, the Hokies took their first lead since a C.J. Barksdale bucket to start off the second half. Ben Emelogu hit a three to tie it and finished off a fast break started by Eddie with a dunk to put the Hokies up 57-55. Seton Hall tied it up at 57, but Tech wouldn't trail again until a three from Edwin made it 62-61 with 27 seconds on the clock. Tech was forced to foul in the closing seconds of the game and a costly turnover with 12 seconds remaining went on to make it a two-possession game.

Emelogu got it back within two when he hit a three with four seconds left, but Edwin made both free throws on the ensuing foul to make it a four-point difference. The freshman struck again from beyond the arc in the final second but the Hokies remained just short as time ran out.

VIRGINIA TECH (3-3, 0-0 ACC)

Player	MP	FG	FT	TR	PF	A	TO	Bk	Stl	TP
C.J. Barksdale, f	30	3-6	3-4	5	2	0	2	1	1	9
Jarell Eddie, f	37	6-19	4-5	11	3	4	2	4	1	19
Devin Wilson, g	30	0-3	2-2	5	4	8	2	0	1	2
Cadarian Raines, f	18	2-3	0-0	4	0	2	0	0	0	4
Adam Smith, g	26	4-9	0-0	3	1	2	0	0	11	
Trevor Thompson	8	0-2	0-0	1	0	0	0	0	0	0
Joey van Zegeren	13	0-2	1-2	4	0	1	3	0	1	
Ben Emelogu	24	7-11	0-0	2	0	1	0	0	18	
Marshall Wood	14	1-2	1-2	3	2	1	2	0	0	3
TEAM				5						
Totals	200	23-57	11-15	41	22	14	14	8	3	67

SETON HALL (4-2, 0-0 BIG EAST)

Player	MP	FG	FT	TR	PF	A	TO	Bk	Stl	TP
Fuquan Edwin, g	34	5-15	6-6	6	3	1	2	1	3	18
Haralds Karlis, g	10	1-3	0-0	1	0	0	0	0	0	3
Eugene Teague, f	32	4-8	2-7	10	2	3	1	3	0	10
Sterling Gibbs, g	21	0-8	4-4	0	2	4	1	0	0	4
Brandon Mobley, f	32	0-4	1-2	8	3	0	1	0	0	1
Aaron Geramipoor	8	0-0	0-0	1	2	0	0	1	0	0
Jaren Sina	16	4-5	1-2	1	0	1	0	0	13	
Tom Maayan	19	3-5	2-2	0	1	5	1	0	0	8
Stephanie Manga</										

GAME 7

VIRGINIA TECH 75, FURMAN 54

NOV. 26, 2013 • 7 P.M. • BLACKSBURG, VA.

Virginia Tech's **Jarell Eddie** scored 14 points to lead the hot-shooting Hokies to a 75-54 nonconference win over Furman. Eddie's 14 points – his seventh straight game in double figures – paced five Tech players in double figures. The Hokies also got 13 points from **Marshall Wood**, a career-high 12 points from **Will Johnston** and 11 points from **Adam Smith**. Johnston hit four 3-pointers, while Wood and Smith hit three 3's each, as the Hokies hit 12 3-pointers.

The performance marked the fourth straight game in which the Hokies have made at least 10 3-pointers. Eddie made 6 of 15 from the floor, including two threes, and he also grabbed 10 rebounds for his second straight double-double. It marked the fifth double-double of his career.

Furman scored the first basket of the game on a jumper by Stephen Croone. But the Hokies answered with an 18-1 run to take control of the game and never trailed again.

In the second half, Tech built the lead to 22 points following a Wood 3-pointer with 14:30 left that gave the Hokies a 43-21 lead. Furman cut the lead to nine points on two occasions, the final coming on a Croone 3-pointer that sliced the lead to 51-42 with 7:40 remaining.

But the Hokies' Johnston answered with a 3-pointer with 7:11 remaining to start a 15-2 run that pushed the lead back to 66-44, and the Hokies weren't threatened again. Eddie scored seven of the 15 in that run.

Johnston, who played 26 minutes mainly because Ben Emelogu was out (concussion-like symptoms), knocked down 4 of 6 from beyond the arc. Wood, who reached double figures for the first time this season, made 4 of 8 from the floor, including 3 of 5 from beyond the arc.

Virginia Tech also got a career-high 11 assists from freshman point guard Devin Wilson, who became the first Tech freshman to record 11 assists in a game since Dell Curry dished out 11 against Maryland-Eastern Shore on Dec. 4, 1982.

Croone led the Paladins with 27 points. He hit 8 of 14 from the floor and 10 of 11 from the free-throw line. Larry Wideman added 13 points for the Paladins, who only had four players score in the game.

FURMAN (2-3, 0-0 Big South)

Player	MP	FG	FT	TR	PF	A	TO	Bk	Stl	TP
Kris Acox, f	25	0-2	0-0	4	4	0	1	0	1	0
Kendrec Ferrara, f	30	0-8	0-0	4	2	0	4	0	1	0
Aaron O'Neill, g	10	0-0	0-0	2	0	0	0	0	0	0
Stephen Croone, g	38	8-14	10-11	7	2	4	4	2	1	27
Larry Wideman, g	30	6-15	0-0	2	1	0	1	0	0	13
William Gates, Jr.	30	5-10	0-1	4	1	0	1	0	1	12
Keith Belfield	23	1-7	0-0	2	0	0	0	0	1	2
Dominic Early	4	0-0	0-0	1	1	0	0	0	0	0
Kevin Chusseau	10	0-0	0-0	1	2	0	0	0	0	0
TEAM	4									
Totals	200	20-56	10-12	31	13	4	11	2	5	54

VIRGINIA TECH (4-3, 0-0 ACC)

Player	MP	FG	FT	TR	PF	A	TO	Bk	Stl	TP
Cadarian Raines, f	3	0-0	0-0	1	0	0	0	0	0	0
Jarell Eddie, f	33	6-15	0-0	10	1	2	0	1	0	14
C.J. Barksdale, f	24	4-11	1-1	6	1	1	2	1	0	9
Adam Smith, g	29	4-10	0-0	1	2	3	2	0	0	11
Devin Wilson, g	31	2-4	2-3	4	3	11	1	0	0	6
Joey van Zegeren	22	4-5	2-4	5	1	0	3	1	1	10
Greg Donlon	1	0-0	0-0	0	0	0	0	0	0	0
Christian Beyer	2	0-0	0-0	0	0	0	0	0	0	0
Will Johnston	26	4-6	0-0	5	2	1	0	0	1	12
Trevor Thompson	10	0-0	0-0	1	1	0	2	1	0	0
Marshall Wood	19	4-8	2-2	4	2	1	1	1	0	13
TEAM	2									
Totals	200	28-59	7-10	37	13	19	11	5	2	75

3-Pointers..... VT 12 (Johnston 4, Smith 3, Wood 3, Eddie 2)
Furman 4 (Gates, Jr. 2, Croone, Wideman)
Blocks..... VT 5 (Barksdale, Eddie, Thompson, van Zegeren, Wood)
Furman 2 (Croone)
Steals..... VT 2 (Johnston, van Zegeren)
Furman 5 (Acox, Belfield, Croone, Ferrara, Gates, Jr.)

Officials Maxwell, Marotta, Perone
Technicals None
Attendance 3,470

Percentages:

Furman	FG%...35.7	3FG%...23.5	FT%...83.3
Virginia Tech	FG%...47.5	3FG%...40.0	FT%...70.0

Furman	17	37	—	54
Virginia Tech	31	44	—	75

GAME 8

VIRGINIA TECH 81, RADFORD 56

NOV. 29, 2013 • 2 P.M. • BLACKSBURG, VA.

Virginia Tech guard **Adam Smith** scored 28 points to carry the Hokies past New River Valley rival Radford 81-56 in a nonconference game played Friday afternoon.

Smith's 28 points were his career high as a Tech player, topping the 27-point outburst against Michigan State. He scored 32 in a game while at UNC Wilmington as a freshman before transferring to Tech before last season.

Smith scored 17 of his 28 points in the first half for the Hokies, who used an 18-0 first-half run to break open the game against Radford, whose campus is only 15 miles from Tech's campus. Six different players scored in the run, and **Jarell Eddie's** three-point play with 13:09 left in the half gave the Hokies a 23-5 lead.

The Hokies led by as many as 22 points in the half. Smith hit 7 of 12 from the floor and both of his free-throw attempts in the first 20 minutes. **C.J. Barksdale** added 10 points for the Hokies.

Radford (4-2), which made just four shots in the first 12:30 of the game, hit just 33.3 percent in the first half (10 of 30), including 1 of 10 from beyond the 3-point arc.

The Highlanders cut the lead to 62-48 on a 3-pointer by R.J. Price with 10:17 left in the game. But the Hokies scored six straight points, the last two coming on a basket by Barksdale with 7:57 remaining that pushed the Hokies' lead to 20. Virginia Tech wasn't threatened again.

Barksdale had 14 points and 10 rebounds for his second career double-double. Eddie added 13 points and 10 rebounds for his third double-double of the season and the sixth of his career.

The Hokies played without freshman guard **Ben Emelogu**, who sat out a second straight game with concussion-like symptoms. Emelogu, whom Johnson said would be re-evaluated on Sunday, is averaging 14 points per game.

RADFORD (4-2, 0-0 Big South)

Player	MP	FG	FT	TR	PF	A	TO	Bk	Stl	TP
Javonte Green, f	19	6-11	3-3	6	3	0	1	0	2	15
Kyle Noreen, f	8	1-1	0-0	1	1	1	0	0	0	2
Brandon Holcomb, c	19	0-2	1-2	4	2	0	1	0	0	1
R.J. Price, g	29	4-16	0-0	1	2	2	3	1	0	11
Ya Ya Anderson, g	27	2-8	1-1	2	2	2	3	0	0	6
Kion Brown	20	2-3	3-5	2	3	0	2	0	0	7
Tai Owens	2	0-1	0-0	0	0	0	1	0	0	0
Rashun Davis	20	3-6	2-4	3	4	3	0	0	2	8
Allen Dickerson	19	2-5	0-0	0	1	1	0	0	0	4
Justin Cousin	14	0-1	2-2	1	1	0	0	0	0	2
Lucas Dyer	14	0-2	0-2	6	3	1	0	0	0	0
Kyle Gonzalez	1	0-0	0-0	0	0	0	0	0	0	0
Jalen Carethers	7	0-2	0-0	0	1	0	0	0	0	0
Juwan Wells	1	0-0	0-0	0	0	0	0	0	0	0
TEAM	3									
Totals	200	20-58	12-19	29	23	10	11	1	4	56

VIRGINIA TECH (5-3, 0-0 ACC)

Player	MP	FG	FT	TR	PF	A	TO	Bk	Stl	TP
Joey van Zegeren, f	16	0-0	1-2	6	5	2	2	3	1	1
Jarell Eddie, f	34	5-14	1-1	10	2	2	2	1	0	13
C.J. Barksdale, f	26	5-10	4-4	10	2	1	0	2	1	14
Adam Smith, g	36	9-18	8-10	4	1	5	0	0	0	28
Devin Wilson, g	26	3-5	1-2	2	4	3	4	0	1	8
Greg Donlon	1	1-1	0-0	1	0	0	0	0	0	2
Christian Beyer	2	0-0	0-0	0	0	0	0	0	0	0
Will Johnston	22	1-2	1-2	1	1	0	0	0	0	4
Trevor Thompson	13	0-0	1-2	1	1	0	1	1	1	1
Marshall Wood	24	3-4	3-3	6	3	0	1	1	0	10
TEAM	1									
Totals	200	27-54	20-26	41	19	13	11	8	4	81

3-Pointers..... VT 7 (Eddie 2, Smith 2, Johnston, Wilson, Wood)
RU 4 (Price 3, Anderson)
Blocks..... VT 8 (van Zegeren 3, Barksdale 2, Eddie, Thompson, Wood)
RU 1 (Price)
Steals..... VT 4 (Barksdale, Thompson, Wilson, van Zegeren)
RU 4 (Davis 2, Green 2)

Officials Hull, Tyburski, Ebersole
Technicals None
Attendance 5,217

Percentages:

Radford	FG%...34.5	3FG%...18.2	FT%...63.2
Virginia Tech	FG%...50.0	3FG%...46.7	FT%...76.9

Radford	28	28	—	56
Virginia Tech	48	33	—	81

GAME 9

VIRGINIA TECH 81, WINTHROP 63

DEC. 3, 2013 • 7 P.M. • BLACKSBURG, VA.

Despite playing without **Adam Smith** and **Ben Emelogu** because of injuries, the Virginia Tech Hokies got a career night from **Jarell Eddie** and pulled away from pesky Winthrop to record an 81-63 victory over the Eagles.

Smith missed the game with a calf strain, while Emelogu sat out a third straight game with concussion-like symptoms. With those two out, the Hokies relied on Eddie, and the senior delivered in a big way.

Eddie scored a career-high 34 points, surpassing his previous career high of 28 points, which came at UNC Greensboro last season. He hit 13 of 18 from the floor, including 6 of 8 from beyond the 3-point arc.

Eddie's six 3-pointers were one shy of the school record set by Malcolm Delaney at North Carolina in 2011. His 13 baskets were a career high and his six 3-pointers tied a career high.

Eddie started going off midway through the first half, scoring 17 straight points for the Hokies at one stretch en route to a 20-point first half. He hit 7 of 11 from the floor in the first 20 minutes, including 5 of 7 from beyond the 3-point arc. Tech hit seven 3-pointers and shot 53.6 percent from the floor in bolting to a 42-33 halftime lead.

Winthrop managed to hang around, though, and cut the Tech lead to 55-53 on a basket by Keon Johnson with 7:40 left in the game. But Eddie answered with a basket to push the lead to 57-53 and start a 17-4 run that helped the Hokies pull away.

C.J. Barksdale added 13 points for the Hokies, and Devin Wilson pitched in 11 points and eight assists. The Hokies also got solid minutes from **Joey van Zegeren**, who made his second straight start, and **Cadarian Raines**, with van Zegeren scoring nine points and Raines added eight off the bench. The trio of Barksdale, van Zegeren and Raines combined to hit 11 of 17 from the floor.

WINTHROP (5-2, 0-0 Big South)

Player	MP	FG	FT	TR	PF	A	TO	Bk	Stl	TP
Joab Jerome, f	33	4-11	3-4	2	2	1	2	0	1	13
James Bourne, f	29	2-2	3-4	2	2	0	0	0	0	7
Larry Brown, f	15	2-7	0-0	1	4	1	2	1	1	4
Keon Johnson, g	26	5-11	4-6	1	3	1	0	0	0	15
Andre Smith, g	28	4-14	0-0	4	2	0	0	0	2	9
Brandon Vega	14	1-3	0-0	1	3	5	1	0	1	2
Keon Moore	12	2-5	0-0	2	1	1	3	0	0	6
Donovan Carter	10	0-0	0-0	0	1	0	1	0	0	0
Josh Davenport	9	1-2	0-0	1	0	0	1	0	0	3
Jarad Scott	24	2-3	0-1	4	2	0	0	0	1	4
TEAM	4									
Totals	200	23-58	10-15	22	20	9	10	1	6	63

VIRGINIA TECH (6-3, 0-0 ACC)

Player	MP	FG	FT	TR	PF	A	TO	Bk	Stl	TP
Joey van Zegeren, f	21	4-6	1-5	7	4	0	3	2	1	9
Jarell Eddie, f	37	13-18	2-2	7	2	2	2	0	1	34
C.J. Barksdale, f	30	4-7	4-5	6	1	2	2	0	1	13
Devin Wilson, g	37	3-3	5-6	3	2	2	5	1	0	11
Will Johnston, g	30	1-7	0-0	0	2	2	0	0	0	3
Cadarian Raines	15	3-4	2-2	4	4	0	2	0	0	8
Christian Beyer	8	0-0	0-0	1	0	0	3	0	1	0
Trevor Thompson	2	0-0	0-0	0	0	0	0	0	0	0
Marshall Wood	20	1-3	0-0	7	0	0	3	1	0	3
TEAM	2									
Totals	200	29-48	14-20	37	15	16	18	8	3	81

3-Pointers.....VT 9 (Eddie 6, Barksdale, Johnston, Wood)
Winthrop 7 (Jerome 2, Moore 2, Davenport, Johnson, Smith)
Blocks..... VT 8 (Barksdale 2, Raines 2, van Zegeren 2, Wilson, Wood)
Winthrop 1 (Brown)
Steals.....VT 3 (Beyer, Eddie, van Zegeren)
Winthrop 6 (Smith 2, Brown, Jerome, Smith, Vega)

Officials Styons, Anderson, Heater
Technicals None
Attendance 3,888

Percentages:

Winthrop	FG%...39.7	3FG%...31.8	FT%...66.7
Virginia Tech	FG%...60.4	3FG%...45.0	FT%...70.0

Winthrop	33	30	—	63
Virginia Tech	42	39	—	81

GAME 10

VIRGINIA TECH 61, MIAMI 60 [OT]

DEC. 8, 2013 • 12:30 P.M. • CORAL GABLES, FLA.

A late run at the end of regulation helped lift the Virginia Tech men's basketball team past the Miami Hurricanes 61-60 in overtime on Sunday afternoon at the BankUnited Center. Senior Jarell Eddie led the Hokies with 24 points and eight rebounds, while Garriss Adams paced the Hurricanes with 14 points in each team's conference opener.

Eddie scored Tech's final 11 points as part of a 13-3 run in the last seven and a half minutes of the second half. Tech (7-3, 1-0 ACC) had numerous opportunities in the second half to regain a lead it hadn't seen since midway through the first half, but Miami (5-5, 0-1 ACC) had an answer and would not allow the Hokies to get within a possession.

Late in regulation, Tech freshman Devin Wilson was fouled and had the chance to tie it from the free-throw line, but he missed the front end of a 1-and-1. Miami's Adams was fouled on the rebound and made it a three-point game, going 1-for-2 from the line.

On the ensuing possession, Eddie was guarded tightly in the corner but pulled up anyway and nailed the 3-pointer to tie it up at 56 with 45 seconds on the clock. On Miami's next time down the court, Davon Reed airballed a 3 that sailed out of bounds with 14 seconds to play. Eddie's attempt at a final shot was blocked and things headed to overtime.

Adams was the first to strike in extra time for Miami, but Tech sophomore Marshall Wood quickly answered with a 3 for the Hokies. With Tech trailing by two and less than 30 seconds to play, Eddie hit a jumper to put the Hokies up 61-59. Adams was fouled on Miami's next possession, but he only made one of his two free throws with seven seconds left. Miami got the rebound, but an errant shot hit the back of the backboard, and the Hokies escaped.

Redshirt sophomore Joey van Zegeren had a career-high 10 rebounds by the half and neared a double-double by game's end, adding eight points. Freshman Ben Emelogu was the only other Tech player to score in double figures, finishing with 11 points, while Wilson finished the game with five assists.

James Kelly had 12 points and nine rebounds for the Hurricanes, while Reed added 10 points. Neither team shot particularly well in the game, both under 35 percent.

VIRGINIA TECH (7-3, 1-0 ACC)

Player	MP	FG	FT	TR	PF	A	TO	Bk	Stl	TP
Joey van Zegeren, f	35	4-9	0-0	10	3	0	2	2	1	8
Devin Wilson, g	40	0-2	1-3	2	4	5	1	0	1	1
Will Johnston, g	3	0-1	0-0	2	0	0	0	0	0	0
Jarell Eddie, f	43	9-23	0-0	8	1	0	2	0	2	24
Marshall Wood, f	30	3-9	0-0	6	0	1	2	0	1	9
Adam Smith	21	3-9	0-0	1	0	3	0	0	0	8
Cadarian Raines	11	0-1	0-0	1	2	0	0	0	0	0
Ben Emelogu	34	5-14	0-0	5	0	2	2	0	1	11
Christian Beyer	4	0-1	0-0	1	2	0	0	1	0	0
Trevor Thompson	4	0-0	0-0	0	1	0	0	0	0	0
TEAM			7			1				
Totals	225	24-69	1-3	43	13	11	10	3	6	61

MIAMI (5-5, 0-1 ACC)

Player	MP	FG	FT	TR	PF	A	TO	Bk	Stl	TP
Davon Reed, g	32	4-10	1-2	5	0	0	3	0	0	10
Rion Brown, g	38	4-15	0-0	4	2	2	0	0	1	9
Donnavan Kirk, f	29	2-7	2-4	11	1	0	3	2	0	6
Garriss Adams, f	34	5-9	2-3	3	2	2	0	1	1	14
James Kelly, f	31	5-14	2-2	9	4	0	2	0	1	12
Raphael Akpejori	9	0-1	0-0	2	2	0	1	0	0	0
Manu Lecomte	27	3-8	1-2	4	2	2	3	0	1	7
Erik Swoope	4	0-0	0-0	2	0	1	0	0	0	0
Tonye Jekiri	21	1-5	0-0	7	0	0	0	1	0	2
TEAM			3							
Totals	225	24-69	8-14	50	13	7	12	4	4	60

3-Pointers.....VT 12 (Eddie 6, Wood 3, Smith 2, Emelogu)
.....Miami 4 (Adams 2, Brown, Reed)
Blocks.....VT 3 (van Zegeren 2, Beyer)
.....Miami 3 (Kirk 2, Adams)
Steals.....VT 6 (Eddie 2, Emelogu, Wilson, Wood, van Zegeren)
.....Miami 4 (Adams, Brown, Kelly, Lecomte)

Officials.....Ayers, Driscoll, Luckie
Technicals.....None
Attendance.....6,270

Percentages:
Virginia Tech FG%...34.8 3FG%...35.3 FT%...33.3
Miami FG%...34.8 3FG%...26.7 FT%...57.1

Virginia Tech	23	33	5	—	61
Miami	31	25	4	—	60

GAME 11

VCU 82, VIRGINIA TECH 52

DEC. 21, 2013 • 5:30 P.M. • RICHMOND, VA.

VCU guard Melvin Johnson scored 19 of his career-high 27 points in the first half and sparked a big first-half run, as the Rams downed the Hokies 82-52 in a Governor's Holiday Hoops Classic game played at the Richmond Coliseum.

Jarell Eddie and Ben Emelogu paced the Hokies with 12 points, but Tech shot just 35.4 percent from the floor and turned the ball over a season-high 27 times. VCU scored 42 points off the Hokies' turnovers.

Tech actually led early in this one, scoring the game's first six points. But after C.J. Barksdale's basket with 15:47 remaining that gave the Hokies an 8-6 lead, things fell apart.

The Rams scored 31 straight points to take a 37-8 lead. Johnson hit five of his six first-half 3-pointers in the run, and he capped the run with a 3-pointer that gave the Rams a 19-point bulge with 6:03 left in the half.

VCU's fullcourt pressure defense was just too much for the Hokies, who turned the ball over 15 times in the first 20 minutes and made just 8 of 24 from the floor (33 percent).

The Hokies, who are one of the best 3-point shooting teams in the nation, hit nine against the Rams, with Eddie hitting 4 of 7 from beyond the arc. Marshall Wood hit two, and Tech hit 9 of 20 for the game.

Making matters worse for the Hokies, they lost two players to injuries – Barksdale and guard Adam Smith. Barksdale sprained an ankle, while Smith re-aggravated a calf injury. Barksdale scored two points in seven minutes before leaving, while Smith scored three points in 15 minutes before his departure.

VCU (10-3, 0-0 A-10)

Player	MP	FG	FT	TR	PF	A	TO	Bk	Stl	TP
Briante Weber, g	23	4-7	0-0	4	2	4	2	0	4	8
Rob Brandenber, f	26	1-6	3-4	2	0	1	0	0	2	5
Juvonte Reddic, f	25	5-10	0-2	11	2	1	1	1	3	10
Jordan Burgess, g	15	1-4	1-2	2	2	0	1	0	2	4
Treveon Graham, g	23	3-9	0-0	7	1	4	0	1	1	7
Jairus Lyles	2	0-1	0-0	0	0	0	0	0	0	0
JeQuan Lewis	17	2-7	1-1	0	2	6	1	0	5	5
Terrance Shannon	13	2-3	1-4	0	1	0	1	0	0	5
Doug Brooks	8	2-5	0-0	2	1	0	0	1	1	6
Mo Alie-Cox	13	2-3	1-3	7	0	1	1	1	0	5
Torey Burston	1	0-1	0-0	0	0	0	0	0	0	0
Jarred Guest	12	0-1	0-0	0	1	0	0	1	2	0
Melvin Johnson	19	8-13	3-4	1	3	0	0	0	2	27
Emerson Burk	1	0-0	0-0	0	0	0	0	0	0	0
TEAM			2							
Totals	220	30-70	10-20	38	15	17	7	5	22	82

VIRGINIA TECH (7-4, 1-0 ACC)

Player	MP	FG	FT	TR	PF	A	TO	Bk	Stl	TP
Joey van Zegeren, f	20	2-3	0-0	5	4	0	1	3	0	4
Devin Wilson, g	32	1-4	2-4	4	2	4	6	0	1	4
Ben Emelogu, g	28	3-10	5-6	6	4	1	7	0	1	12
Jarell Eddie, f	32	4-10	0-4	1	3	4	5	0	0	12
Marshall Wood, f	17	2-5	0-0	4	1	0	2	0	0	6
Adam Smith	15	1-5	0-0	1	0	0	2	0	0	3
Greg Donlon	1	0-0	0-0	0	1	0	0	0	0	0
Christian Beyer	16	1-3	0-0	8	3	0	2	0	0	2
Will Johnston	15	1-2	0-0	1	0	0	0	0	0	3
Trevor Thompson	18	1-5	2-4	8	2	0	2	1	0	4
C.J. Barksdale	7	1-1	0-0	1	0	0	0	0	0	2
TEAM			5							
Totals	220	17-48	9-18	44	20	9	27	4	3	52

3-Pointers..VT 9 (Eddie 4, Wood 2, Emelogu, Johnston, Smith)
.....VCU 12 (Johnson 8, Brooks 2, Burgess, Graham)
Blocks.....VT 4 (van Zegeren 3, Thompson)
.....VCU 5 (Alie-Cox, Brooks, Graham, Guest, Reddic)
Steals.....VT 3 (Barksdale, Emelogu, Wilson)
.....VCU 22 (Lewis 5, Weber 4, Reddic 3,
.....Brandenberg 2, Burgess 2, Johnson 2, Brooks, Graham)

Officials.....Hees, Ayers, Comer
Technicals.....None
Attendance.....10,605

Percentages:
VCU FG%...42.9 3FG%...48.0 FT%...50.0
Virginia Tech FG%...35.4 3FG%...45.0 FT%...50.0

VCU	42	40	—	82
Virginia Tech	22	30	—	52

GAME 12

UNC GREENSBORO 55, VIRGINIA TECH 52

DEC. 28, 2013 • 12 P.M. • BLACKSBURG, VA.

Marshall Wood tied a career high with 14 points, but the Hokies let an 11-point, second-half lead slip away in a 55-52 loss to UNCG at Cassell Coliseum.

Tech led 43-32 after two free throws by Ben Emelogu with 10:06 left in the game. But UNCG went on an 18-6 run over the next 9:23, with Kyle Cain scoring nine of his game-high 18 points in that span. The run ended with Kayel Locke's basket with 1:23 left that gave the Spartans a 50-49 lead – their first lead since the 19:47 mark of the second half.

Wood missed a 3-pointer with 1:07 left, and Locke went to work again for the Spartans, scoring on a layup with 34 seconds remaining to give UNCG a 52-49 lead.

The Hokies got a free throw from Wood with 17 seconds left that sliced the UNCG lead to 52-50, and they then fouled the Spartans' Drew Parker, who made the second of two free throws that gave UNCG a 53-50 lead.

Tech had a chance to tie the game with 10.1 seconds left. Devin Wilson made a layup and was fouled, but he missed a free throw that would have tied the game at 53.

RJ White hit two free throws with 9.3 seconds left to give the Spartans a 55-52 lead. Wood then missed a 3-pointer with three seconds left that would have tied the game.

Cain and Locke, UNCG's post players, combined for 33 points, with Locke scoring six of his 15 points in the final two minutes. Cain hit 8 of 14 from the floor and grabbed 10 rebounds for the Spartans, who battled the bigger Hokies even on the boards (34 each). Locke made 4 of 9, but hit 7 of 8 from the free-throw line. The two combined to hit 12 of 23 from the floor on a day when UNCG shot just 36.5 percent (19 of 52).

The Hokies got 11 points each from Emelogu and Joey van Zegeren.

UNCG (7-7, 0-0 Southern Conf.)

Player	MP	FG	FT	TR	PF	A	TO	Bk	Stl	TP
Kyel Locke, f	29	4-9	7-8	1	5	0	3	0	0	15
Kyle Cain, f	35	8-14	2-2	10	1	3	4	1	0	18
Nicholas Paulos, f	34	2-4	0-0	2	3	0	2	1	1	6
Drew Parker, g	26	0-3	1-2	5	1	2	0	0	0	1
Tyrone Outlaw, g	21	3-8	0-0	0	1	0	1	0	1	6
Diante Baldwin	21	1-6	0-0	3	3	2	0	0	0	2
Jordan Potts	21	1-6	2-2	7	1	4	1	0	0	5
Jordy Kuiper	1	0-0	0-0	0	1	0	0	0	0	0
RJ White	12	0-2	2-2	6	3	0	2	0	0	2
TEAM			2			1				
Totals	200	19-52	14-16	34	19	11	13	2	2	55

VIRGINIA TECH (7-5, 1-0 ACC)

Player	MP	FG	FT	TR	PF	A	TO	Bk	Stl	TP
Jarell Eddie, f	37	1-12	2-2	2	1	2	3	0	0	4
Marshall Wood, f	33	4-13	4-6	5	2	0	1	1	0	14
Joey van Zegeren, f	29	5-8	1-2	7	0	0	1	2	0	11
Devin Wilson, g	35	2-4	3-7	7	2	6	3	0	0	7
Ben Emelogu, g	33	4-8	2-2	5	1	2	1	0	1	11
Cadarian Raines	7	0-0	0-0	1	1	0	1	0	0	0
Christian Beyer	1	0-0	0-0	0	1	0	0	0	0	0
Will Johnston	16	0-1	1-2	2	0	0	2	0	0	1
Trevor Thompson	3	2-4	0-0	2	3	0	0	1	0	4
C.J. Barksdale	6	0-0	0-0	1	2	0	2	0	0	0
TEAM			2			1				
Totals	200	18-50	13-23	34	13	10	15	4	1	52

3-Pointers.....VT 3 (Wood 2, Emelogu)
.....UNCG 3 (Paulos 2, Potts)
Blocks.....VT 4 (van Zegeren 2, Thompson, Wood)
.....UNCG 2 (Cain, Paulos)
Steals.....VT 1 (Emelogu)
.....UNCG 2 (Outlaw, Paulos)

Officials.....Hull, Wymer, Comer
Technicals.....None
Attendance.....4,847

Percentages:
UNCG FG%...36.5 3FG%...25.0 FT%...87.5
Virginia Tech FG%...36.0 3FG%...20.0 FT%...56.5

UNCG	22	33	—	55
Virginia Tech	22	30	—	52

GAME 13

VIRGINIA TECH 82, UMES 66

DEC. 31, 2013 • 4 P.M. • BLACKSBURG, VA.

A career day from freshman **Devin Wilson** and a big response from senior **Jarell Eddie** helped lift the Virginia Tech men's basketball team past the University of Maryland-Eastern Shore, 82-66, in Cassell Coliseum Tuesday evening. Wilson scored 16 points for Tech, while Eddie was anything but flat against the Hawks, adding 17 points and nine rebounds.

Eddie rebounded from his performance against UNCG early, scoring Tech's first points of the game and although both teams scored right away, things got out to a slow start in the opening minutes. Following the first media timeout junior **C.J. Barksdale** went on a 5-0 run of his own to help spark the Hokies. Tech turned it into a 12-2 streak to go ahead 19-8 with just under 12 minutes left in the first half.

The Hokies never let UMES get closer than 10 points and eventually took a 46-23 lead into the break. The 23-point halftime difference was the largest in Tech's favor this season and the biggest halftime lead since holding a 50-11 advantage over Mt. St. Mary's in 2011.

Tech continued to cruise in the second half, leading by as many as 26 points at times. The Hokies finished the game outrebounding UMES 42-26. Freshman **Ben Emelogu** saw increased action at the point and finished the game with a career-high nine assists.

The Tech bench outscored the Hawks' reserves 22-2 in the first half, and 37-13 in the game much in part to the efforts of Barksdale, freshman **Trevor Thompson** and junior **Will Johnston**. Barksdale, who has seen limited action as of late due to knee and ankle injuries, finished the game with nine points, as did Johnston, while Thompson added eight points. The trio also combined for 15 rebounds.

UMES (2-9, 0-0 MEAC)

Player	MP	FG	FT	TR	PF	A	TO	Bik	Stl	TP
Troy Snyder, f	30	5-6	5-10	8	2	0	1	1	1	15
Ishaq Pitt, g	18	1-1	2-4	2	3	3	0	0	0	4
Mark Blackmon, g	26	2-6	0-0	1	2	0	0	0	0	5
Louis Bell, g	35	5-13	1-3	4	1	0	0	1	1	14
KyRee Jones, g	28	4-13	7-8	3	2	0	1	0	1	15
Travis Trim	9	0-0	0-0	2	1	0	0	0	0	0
Devon Walker	2	0-2	0-0	0	1	0	0	0	0	0
Shane Randall	24	1-2	0-2	3	5	0	3	2	0	3
Isaac Smith	20	2-8	5-6	1	1	3	0	0	1	10
Pina Guillaume	8	0-1	0-0	0	5	0	0	0	1	0
TEAM				2						
Totals	200	20-52	21-33	26	23	7	5	4	5	66

VIRGINIA TECH (8-5, 1-0 ACC)

Player	MP	FG	FT	TR	PF	A	TO	Bik	Stl	TP
Joey van Zegeren, f	22	1-5	1-2	1	4	0	1	0	0	3
Jarell Eddie, f	31	5-11	4-4	9	1	1	1	1	0	17
Marshall Wood, f	21	3-7	1-2	5	4	0	0	0	1	7
Devin Wilson, g	27	4-6	7-8	2	3	3	1	1	1	16
Ben Emelogu, g	24	1-7	0-0	3	3	9	0	1	0	2
Cadarian Raines	9	2-3	1-2	1	0	0	0	0	0	5
Greg Donlon	1	0-0	1-2	0	1	0	0	0	0	1
Christian Beyer	13	2-2	0-0	4	1	2	0	0	0	5
Will Johnston	25	3-6	1-2	4	1	1	0	0	1	9
Trevor Thompson	10	2-3	4-4	5	4	0	2	0	0	8
C.J. Barksdale	17	3-6	2-2	6	1	2	1	0	0	9
TEAM				2						
Totals	200	26-55	22-28	42	23	18	8	3	3	82

3-Pointers.....VT 8 (Eddie 3, Johnston 2, Barksdale, Beyer, Wilson)
.....UMES 5 (Bell 3, Blackmon, Smith)
Blocks.....VT 3 (Eddie, Emelogu, Wilson)
.....UMES 4 (Randall 2, Bell, Snyder)
Steals.....VT 3 (Johnston, Wilson, Wood)
.....UMES 5 (Bell, Guillaume, Jones, Smith, Snyder)

Officials.....Dorsey, Armstrong, Andrakakos
Technicals.....None
Attendance.....4,179

Percentages:
UMES FG%....38.5 3FG%....20.8 FT%....63.6
Virginia Tech FG%....46.4 3FG%....42.1 FT%....78.6

UMES 23 43 — 66
Virginia Tech 46 36 — 82

GAME 14

SYRACUSE 72, VIRGINIA TECH 52

JAN. 7, 2014 • 9 P.M. • BLACKSBURG, VA.

Tech stayed with Syracuse for 35 minutes, but the No. 2-ranked Orangemen pulled away and remained perfect on the season with a 72-52 victory.

Tech trailed by as many as 12 in the first half, but the Hokies held the Orangemen to just one field goal in the final eight minutes of the first half and managed to cut the lead to 35-29 at halftime. **Adam Smith** scored nine points to lead the way for the Hokies, hitting three of his six 3-point attempts.

In the second half, the Hokies cut the Syracuse lead to 44-40 when **Ben Emelogu** banked in a free-throw line jumper with 14:44 left to play. But the Orangemen then took control of the game.

Syracuse went on a 16-0 run after Emelogu's basket, stretching the lead to 60-40 on a basket by C.J. Fair with 6:45 left. The Hokies missed nine straight shots during that run and went more than eight minutes without scoring. **Joey van Zegeren's** dunk off a missed **Marshall Wood** jumper stopped the run with 6:16 left.

Fair paced a balanced Syracuse attack with 17 points, as four Orangemen scored in double figures. Syracuse shot 46.7 percent from the floor.

C.J. Barksdale led the Hokies with 12 points. Tech was shooting 45.5 percent from the floor before Syracuse's run, but really slumped in the final 14 minutes and shot just 36.7 percent for the game against Syracuse's noted 2-3 zone.

Adam Smith returned to the court for the first time since the VCU game for the Hokies and added nine points. Tech's leading scorer, **Jarell Eddie**, scored just six points and hit 2 of 9 from the floor.

No. 2 SYRACUSE (15-0, 2-0 ACC)

Player	MP	FG	FT	TR	PF	A	TO	Bik	Stl	TP
Jerami Grant, f	31	4-12	4-7	10	1	1	0	2	2	12
C.J. Fair, f	33	8-17	1-2	6	3	0	0	0	2	17
Rakeem Christmas, f	10	1-1	0-0	4	3	1	0	0	0	2
Trevor Cooney, g	31	4-10	0-0	2	0	1	0	0	1	11
Tyler Ennis, g	36	5-8	0-0	2	2	7	1	0	1	13
Michael Gbinije	11	3-5	0-0	0	0	1	1	0	0	8
B.J. Johnson	3	0-1	0-0	1	0	0	1	1	0	0
Baye Moussa Keita	26	1-1	0-0	9	3	0	3	2	0	2
Tyler Robertson	13	1-2	2-4	3	3	0	1	0	0	4
Dajuan Coleman	3	0-1	0-0	2	1	0	0	0	0	0
Ron Patterson	3	1-2	0-0	0	1	0	0	0	0	3
TEAM				2						
Totals	200	28-60	7-13	41	17	11	7	5	6	72

VIRGINIA TECH (8-6, 1-1 ACC)

Player	MP	FG	FT	TR	PF	A	TO	Bik	Stl	TP
Joey van Zegeren, f	28	3-7	0-3	5	3	2	2	2	1	6
Jarell Eddie, f	29	2-9	0-0	2	1	3	1	1	0	6
Trevor Thompson, f	10	1-2	2-2	2	2	1	0	1	0	4
Devin Wilson, g	27	0-3	3-4	1	0	2	2	0	2	3
Ben Emelogu, g	31	3-9	1-3	2	2	0	0	0	1	9
Adam Smith	30	3-9	0-0	1	0	1	1	0	0	9
Cadarian Raines	14	1-2	1-2	1	1	1	1	0	0	3
Will Johnston	3	0-1	0-0	1	0	0	0	0	0	0
Marshall Wood	8	0-1	0-0	2	3	0	0	0	0	0
C.J. Barksdale	20	5-6	2-3	4	3	0	1	1	0	12
TEAM				4						
Totals	200	18-49	9-17	25	15	10	8	5	4	52

3-Pointers.....VT 7 (Smith 3, Eddie 2, Emelogu 2)
.....SU 9 (Cooney 3, Ennis 3, Gbinije 2, Patterson)

Blocks.....VT 5 (van Zegeren 2, Barksdale, Eddie, Thompson)
.....SU 5 (Grant 2, Keita 2, Johnson)

Steals.....VT 4 (Wilson 2, Emelogu, van Zegeren)
.....SU 6 (Fair, Grant, Cooney, Ennis)

Officials.....Kersey, Luckie, Styons
Technicals.....None
Attendance.....4,367

Percentages:
Syracuse FG%....46.7 3FG%....40.9 FT%....53.8
Virginia Tech FG%....36.7 3FG%....29.2 FT%....52.9

Syracuse 35 37 — 72
Virginia Tech 29 41 — 52

GAME 15

BOSTON COLLEGE 62, VIRGINIA TECH 59

JAN. 11, 2014 • NOON • BLACKSBURG, VA.

Boston College's Lonnie Jackson hit a 3-pointer in the final 30 seconds, and Virginia Tech missed a shot in the waning moments, all of which sent the Hokies to a 62-59 defeat.

Tech took a 59-58 lead on a 3-pointer by **C.J. Barksdale** with 1:36 remaining. BC's Olivier Hanlan turned the ball over on the Eagles' next possession, but the Hokies couldn't take advantage, as **Jarell Eddie** missed a 3-pointer with 47 seconds left.

BC then called a timeout with 33 seconds to go. After the timeout, Jackson got a good look from the left wing and hit the 3-pointer to give the Eagles a 61-59 edge with 27.4 seconds remaining.

The points marked Jackson's only points of the second half.

Tech got the ball up the court quickly and called a timeout with 22.8 seconds left. The Hokies ran the clock down before getting the ball into the hands of guard **Adam Smith**, who took a jumper from the baseline that came up short with two seconds to go.

BC's Joe Rahon got the rebound, and Smith fouled Rahon with a second remaining. Rahon made the first free throw, but missed the second one. Eddie got the rebound for the Hokies and time expired.

Jackson — who missed BC's first three games this season with a hamstring injury and had scored in double figures just once this season — came into the game averaging just 4.4 points per game. But he led BC with 17 points, hitting 6 of 11 from the floor, including five 3-pointers. Hanlan added 14.

Virginia Tech shot just 28.6 percent in the second half (8 of 28) and 35.1 percent for the game (20 of 57). The Hokies also missed nine free throws.

Smith led the Hokies with 12 points, and Barksdale added 11. Eddie, Tech's leading scorer at 16.6 points per game, scored 10 for the Hokies, but made just 3 of 14 from the floor.

BOSTON COLLEGE (5-11, 1-2 ACC)

Player	MP	FG	FT	TR	PF	A	TO	Bik	Stl	TP
Eddie Odio, f	23	2-5	2-2	2	2	0	1	1	0	7
Ryan Anderson, f	30	2-5	2-6	12	1	2	3	0	0	6
Lonnie Jackson, g	38	6-11	0-0	6	0	2	0	1	0	17
Olivier Hanlan, g	34	5-15	2-2	4	1	1	3	0	0	14
Joe Rahon, g	34	2-4	1-2	4	1	5	2	0	1	6
Will Magarity	2	0-0	0-0	0	0	0	0	0	0	0
Dennis Clifford	21	3-4	0-0	6	3	1	0	1	0	6
Patrick Heckmann	18	2-7	1-2	1	4	2	0	0	1	6
TEAM				3						
Totals	200	22-51	8-14	38	12	13	10	3	2	62

VIRGINIA TECH (8-7, 1-2 ACC)

Player	MP	FG	FT	TR	PF	A	TO	Bik	Stl	TP
Joey van Zegeren, f	27	1-2	0-0	4	2	0	1	5	0	2
Jarell Eddie, f	30	3-14	3-3	8	0	1	2	1	0	10
C.J. Barksdale, f	30	4-8	1-2	3	1	0	0	0	1	11
Devin Wilson, g	30	3-4	2-8	6	2	4	0	0	3	9
Ben Emelogu, g	24	2-9	3-4	4	2	2	1	0	1	8
Adam Smith	26	5-16	0-0	1	2	1	1	0	0	12
Christian Beyer	9	1-1	1-2	1	1	0	1	0	0	3
Will Johnston	10	0-1	0-0	2	2	0	0	0	0	0
Trevor Thompson	13	1-2	2-2	5	1	0	0	0	0	4
Marshall Wood	1	0-0	0-0	0	0	0	0	0	0	0
TEAM				4						
Totals	200	20-57	12-21	38	13	8	6	6	5	59

3-Pointers.....VT 7 (Barksdale 2, Smith 2, Eddie, emelogu, Wilson)
.....BC 10 (Jackson 5, Hanlan 2, Heckmann, Odio, Rahon)

Blocks.....VT 6 (van Zegeren 5, Eddie)
.....BC 3 (Clifford, Jackson, Odio)

Steals.....VT 5 (Wilson 3, Barksdale, Emelogu)
.....BC 2 (Heckmann, Rahon)

Officials.....Hess, Simpson, Covington, Jr.
Technicals.....None
Attendance.....3,972

Percentages:
Boston College FG%....43.1 3FG%....38.5 FT%....57.1
Virginia Tech FG%....35.1 3FG%....31.8 FT%....57.1

Boston College 32 30 — 62
Virginia Tech 34 25 — 59

GAME 16

CLEMSON 56, VIRGINIA TECH 49

JAN. 15, 2013 • 7 P.M. • BLACKSBURG, VA.

Devin Wilson scored 14 points, but it wasn't enough for Virginia Tech, which dropped another close game, this time to the Clemson Tigers by a score of 56-49 in an ACC game played Wednesday night at Cassell Coliseum.

Tech had its biggest lead of the game after point guard Devin Wilson hit the second of two free throws to give it a 36-30 lead with 14:01 remaining. But the Tigers responded by scoring the next 10 points. Damarcus Harrison and Adonis Filer hit 3-pointers in the run, as Clemson reclaimed the lead for good.

Clemson's spurt ended up being a 16-4 run that ended when Jaron Blossomgame hit the second of two free throws that gave the Tigers a 46-40 lead with 6:37 left – their biggest lead of the game.

Clemson led 49-43 after K.J. McDaniels hit his lone 3-pointer of the night with 4:09 to go, but the Hokies scored six straight points, tying the game on **Ben Emelogu's** 3-pointer with 2:01 left. Those were the Hokies' last points of the game.

Filer broke the tie for the Tigers, driving to the basket and hitting a layup while getting fouled. He made the free throw, and a three-point play with 1:24 remaining to give Clemson a 52-49 lead.

The Hokies got 14 points from Wilson and 11 each from Emelogu and **Joey van Zegeren**. Virginia Tech shot 41.7 percent against Clemson's defense, which is ranked first nationally in scoring (53.9 ppg) and second in field-goal percentage (35.9 percent). But the Hokies hurt themselves by making just 4 of 14 from the free-throw line.

Virginia Tech has lost five of its past six games and hasn't scored 60 points in any of the five losses. The Hokies' leading scorer, **Jarell Eddie**, scored just three points against the Tigers.

McDaniels led the Tigers with 14 points, hitting 4 of 9 from the floor, including both 3-point attempts. Rod Hall added 11 points for the Tigers, who shot just 40.4 percent from the floor (19 of 47).

CLEMSON (12-4, 3-1 ACC)

Player	MP	FG	FT	TR	PF	A	TO	Bk	Stl	TP
Jaron Blossomgame, f	25	2-8	2-4	7	2	1	1	0	1	6
Landry Nnoko, c	35	2-4	0-2	4	1	1	0	1	1	4
Rod Hall, g	33	3-5	3-5	4	2	1	4	0	0	11
Jordan Roper, g	20	1-6	0-0	0	1	0	1	0	0	2
K.J. McDaniels, g	30	4-9	5-6	4	3	1	1	1	2	14
Adonis Filer	22	3-5	1-1	3	3	1	0	0	0	9
Damarcus Harrison	22	3-7	0-0	4	0	1	0	0	0	7
Josh Smith	10	1-2	1-2	5	0	1	0	0	0	3
Sidy Djitte	3	0-1	0-0	1	0	0	0	0	0	0
TEAM				1						
Totals	200	19-47	12-20	33	12	7	8	2	4	56

VIRGINIA TECH (8-8, 1-3 ACC)

Player	MP	FG	FT	TR	PF	A	TO	Bk	Stl	TP
Joey van Zegeren, f	25	5-6	1-4	5	5	0	0	0	0	11
Jarell Eddie, f	33	1-6	0-0	2	3	3	2	0	1	3
C.J. Barksdale, f	24	2-4	0-0	4	1	1	1	2	0	4
Devin Wilson, g	32	5-11	2-8	1	4	2	2	0	0	14
Ben Emelogu, g	33	4-10	1-2	6	0	3	2	0	2	11
Adam Smith	15	1-5	0-0	0	1	0	2	0	0	2
Christian Beyer	26	2-3	0-0	7	1	0	0	0	0	4
Will Johnson	8	0-1	0-0	1	0	1	0	0	0	0
Trevor Thompson	4	0-2	0-0	1	0	0	0	0	0	0
TEAM				3						
Totals	200	20-48	4-14	30	15	10	9	2	4	49

3-Pointers	VT 5 (Emelogu 2, Wilson 2, Eddie)
.....	CU 6 (Filer 2, Hall 2, Harrison, McDaniels)
Blocks	VT 2 (Barksdale)
.....	CU 2 (McDaniels, Nnoko)
Steals	VT 4 (Emelogu 2, Eddie, van Zegeren)
.....	CU 4 (McDaniels 2, Blossomgame, Nnoko)

Officials.....Ayers, Maxwell, Shows
Technical.....None
Attendance.....4,022

Percentages:

Clemson	FG%...40.4	3FG%...37.5	FT%...60.0
Virginia Tech	FG%...41.7	3FG%...31.3	FT%...28.6

Clemson	25	31	—	56
Virginia Tech	24	25	—	49

GAME 17

NOTRE DAME 70, VIRGINIA TECH 63

JAN. 19, 2014 • 6 P.M. • SOUTH BEND, IND.

A big second half for freshman **Devin Wilson** and an exciting return for redshirt-senior **Cadarian Raines** weren't enough for the Virginia Tech men's basketball team as it fell to Notre Dame, 70-63, in the Purcell Pavilion.

Redshirt sophomore **Joey van Zegeren** began the game with three blocks in the opening three minutes as play remained back-and-forth for the opening five. Notre Dame went on an 8-0 run following the first media timeout and was able to maintain the distance until Raines checked in for the Hokies with 9:32 left in the first half. He quickly went to work, scoring nine points in his first five minutes of action over the last three games.

Seven straight points from Raines got the Hokies back to within three as they trailed 21-18 with 6:15 left before the break, but they were unable to score a field goal in the closing four minutes of the half and allowed the Irish to take a commanding 39-24 lead into the half.

Tech quickly shifted the momentum out of the locker room, starting the second stanza with a 9-3 run. Wilson, who had just two points in the first half, quickly scored six in the first four and a half minutes of the second, making it 44-37 and forcing a Notre Dame timeout.

A 7-0 run for Tech got the Hokies within two points with 9:55 to play, but back-to-back threes for the Irish quickly reestablished some distance. Tech was able to get back within five points on two occasions, but that was as close as it got.

Wilson matched his previous career high in the second half alone and also added seven assists in the game, while van Zegeren blocked a career high six shots. Tech outrebounded the Irish 35-30 and Raines led the way with six. **C.J. Barksdale** put up 12 points for Tech, reaching double figures for the third time in the last four games. The Hokies played without starting guard **Ben Emelogu**, who missed the game due to a sprained right ankle, suffered in practice on Friday.

VIRGINIA TECH (8-9, 1-4 ACC)

Player	MP	FG	FT	TR	PF	A	TO	Bk	Stl	TP
Joey van Zegeren, f	16	2-2	0-0	4	2	0	6	6	0	4
Christian Beyer, f	23	0-0	0-0	4	3	1	0	1	0	0
C.J. Barksdale, f	19	5-6	0-1	4	2	0	1	0	0	12
Adam Smith, g	15	0-2	0-0	1	1	1	0	0	0	0
Devin Wilson, g	36	7-10	5-7	4	3	7	2	0	1	20
Cadarian Raines	22	8-15	4-7	6	2	0	1	0	0	20
Will Johnston	25	1-2	0-0	0	2	2	1	0	0	3
Jarell Eddie	24	1-5	0-0	4	2	1	3	0	1	2
Trevor Thompson	7	1-4	0-0	2	1	0	0	0	0	2
Marshall Wood	13	0-2	0-0	5	1	0	1	0	0	0
TEAM				1			1			
Totals	200	25-48	9-15	35	19	12	17	6	3	63

NOTRE DAME (11-7, 2-3 ACC)

Player	MP	FG	FT	TR	PF	A	TO	Bk	Stl	TP
Austin Burgett, f	26	0-2	2-2	2	5	1	2	0	1	2
Garrick Sherman, c	19	3-7	2-3	6	3	0	3	0	0	8
Eric Atkins, g	35	5-16	1-3	1	3	4	1	0	2	12
Demetrius Jackson, g	22	3-7	5-5	3	1	1	0	0	0	13
Pat Connaughton, g	38	7-14	3-3	8	1	3	0	0	1	21
V.J. Beachem	18	0-2	0-0	3	1	0	1	0	2	0
Eric Katenda	1	0-0	0-0	0	1	0	0	0	0	0
Zach Augustine	11	4-4	0-2	1	3	2	3	0	2	8
Steve Vasturia	30	2-6	0-0	4	0	3	0	2	6	
TEAM				2						
Totals	200	24-58	13-18	30	18	14	10	0	10	70

3-Pointers	VT 4 (Barksdale 2, Johnston, Wilson)
.....	ND 9 (Connaughton 4, Jackson 2, Vasturia 2, Atkins)
Blocks	VT 6 (van Zegeren)
.....	ND 0
Steals	VT 3 (Beyer, Eddie, Wilson)
.....	ND 10 (Atkins 2, Augustine 2, Beachem 2, Vasturia 2, Burgett, Connaughton)

Officials.....Luckie, Nestor, Anderson
Technical.....None
Attendance.....8,849

Percentages:

Virginia Tech	FG%...52.1	3FG%...36.4	FT%...60.7
Notre Dame	FG%...41.4	3FG%...32.1	FT%...72.2

Virginia Tech	24	39	—	63
Notre Dame	39	31	—	70

GAME 18

WAKE FOREST 83, VIRGINIA TECH 77

JAN. 22, 2014 • 7 P.M. • BLACKSBURG, VA.

Virginia Tech point guard **Devin Wilson** scored a career-high 26 points, but the Hokies got off to a slow start and couldn't catch up, falling to Wake Forest 83-77.

Behind Travis McKie, Wake Forest got off to a sizzling start, shooting 54.8 percent from the floor in the first half (17 of 31) and making 7 of its 10 3-point attempts. The Demon Deacons made eight straight baskets at one stretch, and they took what turned out to be their biggest lead of the game on a 3-pointer by Miles Overton with 4:15 left in the half that gave them a 40-19 edge. McKie scored 15 first-half points, and Wake Forest led 42-27 at halftime.

The Hokies tried to make a game of it in the final five minutes, as Wilson scored 17 of his career-high 26 in the final 5:35. He scored the Hokies' final 10 points of the game.

But Wilson missed two free throws with 3:37 left, and Miller-McIntyre scored with 3:15 to go to give the Demon Deacons a 71-60 lead. The Hokies' **Jarell Eddie** then cut the lead to 71-63 on a 3-pointer with 2:55 remaining.

But Miller-McIntyre answered again. He hit the first of two free throws and grabbed the rebound after missing the second one. He then scored with 2:10 remaining to give Wake Forest a 74-63 lead, and Virginia Tech got no closer than the final margin.

Wake Forest came into the game shooting 44.3 percent from the floor and 31.8 percent from beyond the 3-point arc. But the Demon Deacons tied a season high with nine 3-pointers and shot 53.6 percent (30 of 56) from the floor for the game.

The Hokies missed their first 11 shots from the floor and shot just 33.8 percent (22 of 65) for the game.

Wilson made 6 of 10 from the floor, including 3 of 4 from beyond the 3-point arc. He also hit 11 of 14 from the free-throw line.

Eddie finished with 20 points for the Hokies, and **Trevor Thompson** had 10 points and 12 rebounds.

WAKE FOREST (13-6, 2-3 ACC)

Player	MP	FG	FT	TR	PF	A	TO	Bk	Stl	TP
Devin Thomas, f	26	3-6	1-3	9	4	1	2	1	2	7
Travis McKie, f	33	7-10	5-5	6	2	0	0	0	0	24
Tyler Cavanaugh, f	15	3-4	0-0	1	4	0	2	0	0	8
Codi Miller-McIntyre, g	34	8-16	4-6	4	4	10	2	0	0	20
Madison Jones, g	19	0-0	1-2	3	2	3	2	0	0	1
Coron Williams	21	0-5	1-2	0	2	2	0	0	0	1
Miles Overton	7	2-2	0-0	1	2	0	0	0	0	6
Andre Washington	15	3-4	2-1	2	0	0	3	0	0	8
Aaron Rountree III	5	0-1	0-0	1	1	0	0	0	0	0
Arnaud Adala Moto	25	4-8	0-0	7	2	1	1	0	0	8
TEAM				4						
Totals	200	30-56	14-20	37	23	17	9	4	2	83

VIRGINIA TECH (8-10, 1-5 ACC)

Player	MP	FG	FT	TR	PF	A	TO	Bk	Stl	TP
Joey van Zegeren, f	15	3-8	0-1	5	4	0	0	0	2	6
Jarell Eddie, f	35	5-16	6-6	5	0	1	0	0	0	20
C.J. Barksdale, f	16	1-8	0-0	2	1	1	0	0	0	3
Devin Wilson, g	40	6-10	11-14	4	3	4	2	0	2	26
Will Johnston, g	34	1-4	2-3	2	4	2	1	0	1	5
Cadarian Raines	24	2-10	1-2	3	2	1	1	1	0	5
Christian Beyer	8	0-1	0-0	2	2	1	1	0	0	0
Trevor Thompson	18	3-6	4-7	12	3	0	1	2	0	10
Marshall Wood	10	1-2	0-0	1	1	1	0	0	0	2
TEAM				2						
Totals	200	22-65	24-33	38	20	11	6	3	5	77

3-Pointers	VT 9 (Eddie 4, Wilson 3, Barksdale, Johnston)
.....	WF 9 (McKie 5, Cavanaugh 2, Overton 2)
Blocks	VT 3 (Thompson 2, Raines)
.....	WF 4 (Washington 3, Thomas)
Steals	VT 5 (van Zegeren 2, Wilson 2, Johnston)
.....	WF 2 (Thomas)

Officials.....Hess, Kersey, Stephens
Technical.....None
Attendance.....5,156

Percentages:

Wake Forest	FG%...53.6	3FG%...56.3	FT%...70.0
Virginia Tech	FG%...33.8	3FG%...39.1	FT%...72.7

Wake Forest	43	40	—	83
Virginia Tech	27	50	—	77

GAME 19

VIRGINIA 65, VIRGINIA TECH 45

JAN. 25, 2014 • 3 P.M. • CHARLOTTESVILLE, VA.

Devin Wilson scored 12 points, but the Virginia Tech Hokies' cold shooting spelled doom in their game against Virginia, as Tech fell 65-45 to the in-state rival Cavaliers.

The 45 points marked the fewest Tech has scored in an ACC game since falling 69-44 at Duke on Jan. 4, 2009.

Tech suffered through a miserable first half on the offensive end of the floor. The Hokies shot just 27.3 percent, making only six field goals. Tech only trailed 13-11 after the Hokies' Ben Emelogu banked in a 3-pointer with 14:35 left in the half, but the Hokies only hit two more baskets the rest of the half.

Tech went more than eight minutes without scoring during one stretch. UVa closed the half with a 21-6 run and led 34-17 at halftime. The Cavaliers shot 54 percent from the floor and got 11 points from Malcolm Brogdon and 10 from Joe Harris in the half.

In the second half, the Hokies tried to climb back in it. They cut the lead to 36-24 on a layup by Cadarian Raines with 17:44 remaining. But Harris hit two free throws for UVa, and after Tech's C.J. Barksdale made the first of two free throws, UVa's Brogdon nailed a 3-pointer. That started an 8-0 UVa run, and the Hokies never threatened again.

Tech shot a season-worst 33.3 percent from the floor for the game and made just 3 of 18 from beyond the 3-point arc - tying for the fewest 3-pointers made in a game this season. Wilson, coming off a career-high 26 points against Wake Forest, made just 2 of 8 from the floor, but did make 8 of 11 from the free-throw line. Barksdale, Jarell Eddie and Joey van Zegeren each scored seven points.

Brogdon paced the Cavaliers with 18 points, hitting 6 of 10 from the floor and 4 of 5 from beyond the 3-point arc. Harris added 12 points.

VIRGINIA TECH (8-11, 1-6 ACC)

Player	MP	FG	FT	TR	PF	A	TO	Bk	Stl	TP
Joey van Zegeren, f	23	2-3	3-8	2	4	0	1	0	0	7
C.J. Barksdale, f	13	3-4	1-2	0	1	0	1	0	0	7
Will Johnston, g	31	0-3	0-0	4	1	1	2	0	0	2
Jarell Eddie, f	21	2-10	2-4	4	1	2	2	0	0	7
Devin Wilson, g	39	2-8	8-11	2	1	1	2	1	2	12
Cadarian Raines	28	2-3	0-0	6	4	0	1	1	0	4
Greg Dolon	1	0-0	0-0	1	0	0	0	0	0	0
Ben Emelogu	19	2-6	0-0	1	1	1	1	0	0	6
Christian Beyer	3	0-0	0-0	0	0	0	0	0	0	0
Trevor Thompson	15	1-4	0-0	5	2	0	1	0	0	2
Marshall Wood	7	0-1	0-0	2	1	0	1	0	0	0
TEAM				2						
Totals	200	14-42	14-25	29	16	5	12	2	4	45

VIRGINIA (15-5, 6-1 ACC)

Player	MP	FG	FT	TR	PF	A	TO	Bk	Stl	TP
Joe Harris, g	26	4-9	2-2	1	1	3	0	0	1	12
London Perrantes, g	27	1-5	2-2	1	3	4	2	0	0	4
Akil Mitchell, f	19	2-2	2-2	3	3	0	0	0	0	6
Mike Tobery, f	24	1-2	6-6	5	1	2	2	0	0	8
Malcolm Brogdon, c	28	6-10	2-2	6	0	3	1	0	1	18
Justin Anderson	18	2-5	1-2	4	2	1	2	3	0	5
Maleek Frazier	2	0-0	0-0	0	1	0	0	0	0	0
Teven Jones	7	1-4	0-0	0	3	0	0	0	1	2
Evan Nolte	9	0-3	0-0	1	0	1	0	0	0	0
Anthony Gill	20	2-2	3-8	5	3	1	0	0	0	7
Rob Vozenilek	2	0-1	0-0	0	0	0	0	0	0	0
Thomas Rogers	2	0-0	0-0	1	0	0	0	0	0	0
Darion Atkins	14	1-3	0-0	1	1	0	1	1	1	2
Jeff Jones	2	0-0	1-2	2	0	0	0	0	0	1
TEAM				4			1			
Totals	200	20-46	19-26	34	18	14	9	6	4	64

3-Pointers..... VT 3 (Emelogu 2, Eddie) UVa 6 (Brogdon 4, Harris 2)
Blocks..... VT 2 (Raines, Wilson) UVa 6 (Anderson 3, Tobery 2, Atkins)
Steals..... VT 4 (Johnston 2, Wilson 2) UVa 4 (Atkins, Brogdon, Harris, Jones)

Officials..... Eades, Kelly, Comer
Technical..... VT- Eddie, UVa- Jones
Attendance..... 14,215

Percentages:
Virginia Tech FG%...33.3 3FG%...16.7 FT%...56.0
Virginia FG%...43.5 3FG%...33.3 FT%...73.1

Virginia Tech	17	28	—	45
Virginia	34	31	—	65

GAME 20

BOSTON COLLEGE 76, VIRGINIA TECH 52

JAN. 29, 2014 • 7 P.M. • CHESTNUT HILL, MASS.

Senior Jarell Eddie came out prepared and energized against Boston College, but his big first half couldn't lift the Virginia Tech men's basketball team past Boston College. Tech fell to the Eagles 76-52 on Wednesday night at Conte Forum. Eddie put up 19 points in the first half and finished the game with 23 points and 10 rebounds.

The Eagles (6-14, 2-5 ACC) pulled away early on with an 11-0 run a little more than three minutes into the game, which was capped off by a pair of 3's from Patrick Heckmann. Eddie put an end to the BC's streak on Tech's (8-12, 1-7 ACC) first possession out of the 16-minute media timeout and went on to score 10 of Tech's next 12 points.

Boston College kept the distance for the remainder of the opening half, as Tech never got any closer than seven and trailed by as much as 15. The Eagles took a 46-33 lead into halftime, matching the most points allowed by the Hokies in a first half this season. Michigan State also put up 46 to start the game in the Coaches vs. Cancer Classic in Brooklyn on Nov. 22.

Back-to-back 3's by Olivier Hanlan and a jumper from Ryan Anderson in the first minute and a half of the new period helped Boston College extend its first-half lead and keep the momentum in its possession. The Hokies' first points of the second half came nearly three minutes into play, as Hanlan fouled Devin Wilson and argued the call to pick up a technical and his fourth foul of the game. Eddie made both of the free throws for the technical, and Wilson went 1 of 2 from the line on the personal foul.

Even with the team's leading scorer on the bench for much of the second half due to foul trouble, Boston College was able to keep its lengthy lead for the remainder of the game. It led by as many as 30 points late in the game.

VIRGINIA TECH (8-12, 1-7 ACC)

Player	MP	FG	FT	TR	PF	A	TO	Bk	Stl	TP
Joey van Zegeren, f	17	2-5	0-0	6	2	0	0	0	0	4
Jarell Eddie, f	32	8-13	4-6	10	0	0	1	0	0	23
Marshall Wood, f	13	0-3	1-2	3	0	0	1	0	0	1
Devin Wilson, g	38	1-5	3-7	1	3	1	3	0	0	5
Ben Emelogu, g	32	3-11	1-2	0	2	2	0	2	8	
Cadarian Raines	8	1-3	0-0	0	3	2	1	0	0	2
Greg Donlon	2	0-0	0-0	0	0	0	0	0	0	0
Christian Beyer	27	3-5	1-2	6	0	1	1	0	0	7
Will Johnston	16	0-3	0-0	2	1	2	1	0	0	0
Trevor Thompson	15	0-5	1-2	3	3	0	1	2	0	2
TEAM				3			1			
Totals	200	18-53	12-21	34	12	8	12	2	2	52

BOSTON COLLEGE (6-14, 2-5 ACC)

Player	MP	FG	FT	TR	PF	A	TO	Bk	Stl	TP
Eddie Odio, f	17	1-2	0-0	3	4	1	1	0	1	2
Ryan Anderson, f	28	6-8	6-8	8	3	1	2	5	1	18
Lonniece Jackson, g	29	1-6	0-0	2	0	5	0	1	3	3
Olivier Hanlan, g	22	2-5	5-6	1	4	2	0	0	11	
Joe Rahon, g	34	7-11	1-2	5	2	6	2	0	1	20
Garland Ownes	10	0-3	0-0	0	2	1	0	0	0	0
Steve Perpiglia	2	0-0	0-0	1	0	0	0	0	0	0
KC Caudill	1	0-0	0-0	0	1	1	0	0	0	0
Will Magarity	6	0-0	0-0	2	0	0	0	0	0	0
John Cain Carney	2	0-0	0-0	0	0	0	0	0	0	0
Drew Jacobs	2	0-1	0-0	1	0	0	0	0	0	0
Sam Donahue	2	0-3	0-0	1	0	0	0	0	0	0
Alex Dragicevich	22	2-3	2-2	4	1	2	1	1	2	8
Danny Rubin	2	0-0	0-0	0	0	0	0	0	0	0
Patrick Heckmann	21	5-11	0-0	2	0	0	0	0	0	14
TEAM				6			1			
Totals	200	24-54	14-18	35	18	19	7	7	8	76

3-Pointers..... VT 4 (Eddie 3, Emelogu) BC 14 (Rahon 5, Heckmann 4, Dragicevich 2, Hanlan 2, Jackson)
Blocks..... VT 2 (Thompson) BC 7 (Anderson 5, Dragicevich, Jackson)
Steals..... VT 2 (Emelogu) BC 8 (Jackson 3, Dragicevich 2, Anderson, Odio, Rahon)

Officials..... Hess, Stephens, O'Connell
Technical..... BC-Hanlan
Attendance..... 2,964

Percentages:
Virginia Tech FG%...34.0 3FG%...28.6 FT%...57.1
Boston College FG%...44.4 3FG%...37.8 FT%...77.8

Virginia Tech	33	19	—	52
Boston College	46	30	—	76

GAME 21

MARYLAND 80, VIRGINIA TECH 60

FEB. 1, 2014 • NOON • BLACKSBURG, VA.

Virginia Tech guard Ben Emelogu scored 21 points, but it wasn't enough, as the Hokies fell 80-60 to Maryland.

With the loss, the Hokies fell to 8-13 overall, 1-8 in the ACC. Maryland, which beat the Hokies for the fourth straight time, moved to 13-9, 5-4.

The Terrapins got 19 points from Dez Wells, who made 6 of 9 from the floor, and as a team, Maryland shot 51.8 percent (29 of 56) in winning its second in a row.

The Hokies stayed with the Terrapins until the final minute of the first half. The Hokies trailed 37-35 after Will Johnston hit a 3-pointer with 1:31 left in the half. But Maryland got 3-pointers on its final two possessions - one each from Seth Allen and Jake Layman - to take a 43-35 lead at halftime.

Emelogu opened the second half with a 3-pointer for the Hokies to cut the Maryland lead to 43-38. But the Terrapins answered with a 14-2 run to grab a 17-point lead and take control.

The Terrapins went on to lead by as many as 23, and the Hokies never got closer than 14 the rest of the game.

Emelogu made 7 of 12 from the floor, including 3 of 6 from beyond the 3-point arc. But the Hokies shot just 37 percent (20 of 54). They played without injured starters Adam Smith and forward C.J. Barksdale.

MARYLAND (13-9, 5-4 ACC)

Player	MP	FG	FT	TR	PF	A	TO	Bk	Stl	TP
Evan Smotrycz, f	27	4-8	0-1	5	3	3	1	1	0	9
Jake Layman, f	24	4-7	0-2	4	2	0	2	1	1	10
Shaquille Cleare, c	10	2-4	1-2	3	4	0	0	0	0	5
Seth Allen, g	30	5-9	3-3	5	2	7	2	0	0	16
Nick Faust, g	24	3-4	2-4	1	1	3	0	1	0	10
Charles Mitchell	21	4-7	0-0	6	0	0	0	0	2	8
Roddy Peters	9	0-2	0-0	1	1	1	3	0	0	0
Varun Ram	3	0-0	0-0	0	1	0	0	0	0	0
Spencer Barks	1	0-1	1-2	1	0	0	0	0	0	1
John Auslander	2	0-1	0-0	0	0	0	0	0	0	0
Jacob Susskind	2	0-1	0-0	0	0	0	0	0	0	0
Jonathan Garham	12	1-2	0-0	3	3	0	1	0	0	2
Dez Wells	30	6-9	7-8	2	1	1	0	0	1	19
A.J. Metz	1	0-0	0-0	0	0	0	0	0	0	0
Damonte Dodd	4	0-1	0-2	3	1	0	0	0	0	0
TEAM				4						
Totals	200	29-56	14-24	38	19	15	9	3	4	80

VIRGINIA TECH (8-13, 1-8 ACC)

Player	MP	FG	FT	TR	PF	A	TO	Bk	Stl	TP
Joey van Zegeren, f	23	3-8	2-7	5	3	0	0	2	0	8
Jarell Eddie, f	22	0-9	2-4	2	4	1	2	0	0	2
Marshall Wood, f	16	1-4	0-0	4	0	0	1	1	0	2
Devin Wilson, g	40	2-6	2-4	3	3	4	3	0	0	6
Ben Emelogu, g	32	7-12	4-4	2	3	2	1	0	1	21
Cadarian Raines	11	2-4	1-2	1	1	0	0	1	0	5
Greg Donlon	1	0-0	0-0	1	0	0	0	1	0	0
Christian Beyer	17	1-2	0-0	1	1	0	1	0	2	2
Will Johnston	27	2-3	2-2	1	3	0	0	0	1	7
Trevor Thompson	11	2-6	3-4	4	4	0	0	1	1	7
TEAM				5						
Totals	200	20-54	16-27	29	22	7	8	6	5	60

3-Pointers..... VT 4 (Emelogu 3, Johnston) MD 8 (Allen 3, Faust 2, Layman 2, Smotrycz)
Blocks VT 6 (van Zegeren 2, Donlon, Raines, Thompson, Wood) MD 3 (Faust, Layman,

GAME 22

FLORIDA STATE 70, VIRGINIA TECH 50

FEB. 5, 2014 • 9 P.M. • TALLAHASSEE, FLA.

Tech kept things close in the opening minutes of the opening against Florida State, but spent the majority of the opening half playing catch up with the Seminoles. The Hokies never let Florida State have more than a four-point lead until there was six minutes remaining in until halftime. The Seminoles scored five straight points out of the eight-minute media timeout to begin distancing themselves.

Florida State tacked on six consecutive points with under four minutes to play to give itself a 10-point lead, and eventually took a 31-28 advantage into the break.

Freshmen **Trevor Thompson** and **Ben Emelogu** gave the Hokies some good first-half minutes, scoring the team's first eight points of the game. Thompson scored six points in the first half and grabbed five of Tech's 19 rebounds.

Tech opened the second half with back-to-back buckets from Emelogu and senior **Jarell Eddie** to force an early Florida State timeout less than two minutes in. The Hokies kept the difference in the single digits for the opening minutes of the new half but hit a dry spell that would allow the Seminoles to gain control.

Cadarian Raines ended a three-minute scoring drought by the Hokies with 14 minutes remaining and Emelogu got Tech back to within nine with a three on the next possession, but the Seminoles had an answer for everything Tech did. Florida State's Aaron Thomas not only answered the Emelogu three, but showed off his range making three straight to give the Seminoles a 15-point lead at 48-33 and force a Tech timeout.

Florida State continued to extend its lead as the second half proceeded on. Tech got back to within 12 on two occasions, but Florida State never let up and won by its largest lead of the night, 20 points.

VIRGINIA TECH (8-14, 1-9 ACC)

Player	MP	FG	FT	TR	PF	A	TO	Bk	Stl	TP
Joey van Zegeren, f	23	0-2	0-2	9	5	0	3	1	0	0
Trevor Thompson, f	22	3-5	0-0	6	5	0	2	3	0	6
Jarell Eddie, f	32	3-14	0-0	5	1	1	0	0	1	7
Devin Wilson, g	31	1-8	2-3	4	0	3	1	1	3	4
Ben Emelogu, g	27	4-13	0-2	2	2	2	0	0	0	8
Cadarian Raines	27	6-11	1-2	4	2	2	3	0	0	13
Greg Donlon	0+	0-0	0-0	0	0	0	0	0	0	0
Christian Beyer	12	0-1	0-0	1	0	1	0	0	1	0
Will Johnston	26	4-7	0-0	2	2	1	2	0	0	12
TEAM				4						
Totals	200	21-61	3-9	37	17	10	11	5	5	50

FLORIDA STATE (14-8, 5-5 ACC)

Player	MP	FG	FT	TR	PF	A	TO	Bk	Stl	TP
Okaro White, f	36	3-6	9-9	8	1	3	0	2	1	15
Robert Gilchrist, f	13	1-2	0-1	0	1	0	1	0	0	2
Michael Ojo, c	19	1-2	0-2	1	0	0	1	1	0	2
Aaron Thomas, g	34	7-14	4-4	3	3	3	1	0	0	24
Montay Brandon, g	32	2-7	0-0	3	1	2	1	0	1	5
Devon Bookert	28	2-8	2-2	8	2	3	0	0	1	7
Marquez White	1	1-1	0-0	1	1	0	1	0	0	3
Jarquez Smith	15	0-3	2-2	4	1	0	4	2	0	2
Boris Bojanovsky	20	2-2	4-5	3	1	0	1	2	0	8
Joell Hopkins	1	0-0	0-0	0	0	0	0	0	0	0
Brandon Allen	1	1-1	0-0	0	1	0	0	0	0	2
TEAM				2						
Totals	200	20-46	21-25	33	12	11	10	7	3	70

3-Pointers.....VT 5 (Johnston 4, Eddie)
.....FSU 9 (Thomas 6, Bookert, Brandon)

Blocks..... VT 5 (Thompson 3, Wilson, van Zegeren)
..... FSU 7 (Bojanovsky 2, Smith 2, O. White 2, Ojo)

Steals..... VT 5 (Wilson 3, Beyer, Eddie)
..... FSU 3 (Bookert, Brandon, O.White)

Officials.....Roberts, Stuart, Covington, Jr.

Technicals.....None

Attendance.....5, 759

Percentages:

Virginia Tech FG%...34.4 3FG%...23.8 FT%...33.3
Florida State FG%...43.5 3FG%...56.3 FT%...84.0

Virginia Tech 20 30 — 50
Florida State 31 39 — 70

GAME 23

VIRGINIA TECH AT PITTSBURGH

FEB. 8, 2014 • 12 P.M. • PITTSBURGH, PA.

GAME 24

VIRGINIA TECH VS MIAMI

FEB. 15, 2014 • 6 P.M. • BLACKSBURG, VA.

THE STAT CREW SYSTEM
Virginia Tech Combined Team Statistics (as of Feb 05, 2014)
All games

RECORD:	OVERALL	HOME	AWAY	NEUTRAL
ALL GAMES	8-14	7-7	1-4	0-3
CONFERENCE	1-9	0-5	1-4	0-0
NON-CONFERENCE	7-5	7-2	0-0	0-3

#	Player	gp-gs	min	avg	Total		3-Point		F-Throw		Rebounds				pf	dq	a	to	blk	stl	pts	avg		
					fg-fga	fg%	3fg-fga	3fg%	ft-fa	ft%	off	def	tot	avg										
31	Jarell Eddie	22-21	686	31.2	103-281	.367	55-141	.390	45-59	.763	27	97	124	5.6	33	0	33	37	10	8	306	13.9		
15	Ben Emelogu	17-9	451	26.5	67-168	.399	30-83	.361	29-40	.725	10	42	52	3.1	38	1	34	26	4	11	193	11.4		
03	Adam Smith	14-9	361	25.8	56-146	.384	24-67	.358	18-22	.818	3	29	32	2.3	17	0	30	20	0	2	154	11.0		
11	Devin Wilson	22-22	731	33.2	53-119	.445	9-24	.375	80-126	.635	13	63	76	3.5	57	1	96	60	4	21	195	8.9		
42	C.J. Barksdale	15-9	309	20.6	49-94	.521	7-18	.389	24-30	.800	21	44	65	4.3	21	0	10	15	11	4	129	8.6		
04	Cadarian Raines	18-7	293	16.3	41-82	.500	0-0	.000	22-36	.611	21	34	55	3.1	40	0	12	19	12	4	104	5.8		
02	Joey van Zegeren	22-15	440	20.0	46-94	.489	0-1	.000	19-57	.333	51	58	109	5.0	65	4	5	30	41	8	111	5.0		
33	Marshall Wood	20-11	335	16.8	30-82	.366	15-40	.375	17-22	.773	21	60	81	4.1	25	0	8	20	7	2	92	4.6		
32	Trevor Thompson	21-2	252	12.0	26-71	.366	0-0	.000	30-46	.652	29	53	82	3.9	44	1	2	20	22	4	82	3.9		
25	Will Johnston	21-4	350	16.7	21-55	.382	19-51	.373	10-15	.667	3	31	34	1.6	23	0	13	10	0	6	71	3.4		
22	Christian Beyer	19-1	208	10.9	12-22	.545	2-6	.333	3-8	.375	14	33	47	2.5	18	0	8	11	1	5	29	1.5		
14	Greg Donlon	9-0	9	1.0	1-2	.500	0-0	.000	1-2	.500	0	3	3	0.3	2	0	0	0	1	0	3	0.3		
Team											40	33	73											
Total.....		22	4425		505-1216	.415	161-431	.374	298-463	.644	253	580	833	37.9	383	7	251	275	113	75	1469	66.8		
Opponents.....		22	4425		530-1296	.409	172-493	.349	301-448	.672	243	527	770	35.0	402	-	271	195	87	131	1533	69.7		

TEAM STATISTICS	VT	OPP	Date	Opponent	Score	Att.
SCORING	1469	1533	11/09/13	USC UPSTATE	L 63-64	5321
Points per game	66.8	69.7	11/12/13	WEST VIRGINIA	w 87-82	5049
Scoring margin	-2.9	-	11/15/13	WESTERN CAROLINA	w 79-61	5617
FIELD GOALS-ATT	505-1216	530-1296	11/18/13	VMI	w 105-92	4162
Field goal pct	.415	.409	11/22/13	vs Michigan State	L 77-96	0
3 POINT FG-ATT	161-431	172-493	11/23/13	vs Seton Hall	L 67-68	0
3-point FG pct	.374	.349	11/26/13	FURMAN	w 75-54	3470
3-pt FG made per game	7.3	7.8	11/29/13	RADFORD	w 81-56	5217
FREE THROWS-ATT	298-463	301-448	12/03/13	WINTHROP	w 81-63	3888
Free throw pct	.644	.672	* 12-08-13	at Miami	Wot 61-60	6270
F-Throws made per game	13.5	13.7	12/21/13	vs VCU	L 52-82	10605
REBOUNDS	833	770	12/28/13	UNCG	L 52-55	4847
Rebounds per game	37.9	35.0	12/31/13	UMES	w 82-66	4179
Rebounding margin	+2.9	-	* 01/07/14	SYRACUSE	L 52-72	4367
ASSISTS	251	271	* 01/11/14	BOSTON COLLEGE	L 59-62	3972
Assists per game	11.4	12.3	* 01/15/14	CLEMSON	L 49-56	4022
TURNOVERS	275	195	* 01-19-14	at Notre Dame	L 63-70	8849
Turnovers per game	12.5	8.9	* 01/22/14	WAKE FOREST	L 77-83	5156
Turnover margin	-3.6	-	* 01/25/14	at Virginia	L 45-65	14215
Assist/turnover ratio	0.9	1.4	* 1/29/14	at Boston College	L 52-76	2964
STEALS	75	131	* 02/01/14	MARYLAND	L 60-80	5110
Steals per game	3.4	6.0	* 02/05/14	at Florida State	L 50-70	5759
BLOCKS	113	87	* - Conference game			
Blocks per game	5.1	4.0				
ATTENDANCE	64377	48662				
Home games-Avg/Game	14-4598	5-7611				
Neutral site-Avg/Game	-	3-3535				

Score by Periods	1st	2nd	OT	Totals
Virginia Tech	695	769	5	1469
Opponents	733	796	4	1533

THE STAT CREW SYSTEM
Virginia Tech Combined Team Statistics (as of Feb 05, 2014)
Conference games

RECORD:	OVERALL	HOME	AWAY	NEUTRAL
ALL GAMES	1-9	0-5	1-4	0-0
CONFERENCE	1-9	0-5	1-4	0-0
NON-CONFERENCE	0-0	0-0	0-0	0-0

#	Player	gp-gs	min	avg	Total		3-Point		F-Throw		Rebounds					pf	dq	a	to	blk	stl	pts	avg		
					fg-fga	fg%	3fg-fga	3fg%	ft-fa	ft%	off	def	tot	avg											
31	Jarell Eddie	10-9	301	30.1	34-119	.286	19-66	.288	17-23	.739	14	36	50	5.0	13	0	13	15	2	5	104	10.4			
15	Ben Emelogu	8-6	232	29.0	30-84	.357	12-43	.279	10-17	.588	4	18	22	2.8	10	0	14	9	0	8	82	10.3			
11	Devin Wilson	10-10	353	35.3	27-67	.403	7-16	.438	39-69	.565	8	20	28	2.8	23	0	33	18	2	14	100	10.0			
42	C.J. Barksdale	6-5	122	20.3	20-36	.556	5-10	.500	4-8	.500	3	14	17	2.8	9	0	2	4	3	1	49	8.2			
04	Cadarian Raines	8-0	145	18.1	22-49	.449	0-0	.000	8-15	.533	9	13	22	2.8	17	0	6	8	3	0	52	6.5			
03	Adam Smith	5-1	107	21.4	12-41	.293	7-28	.250	0-0	.000	0	4	4	0.8	4	0	6	4	0	0	31	6.2			
02	Joey van Zegeren	10-10	232	23.2	25-52	.481	0-0	.000	6-25	.240	28	27	55	5.5	33	2	2	15	18	5	56	5.6			
32	Trevor Thompson	10-2	119	11.9	12-36	.333	0-0	.000	13-17	.765	18	22	40	4.0	22	1	1	5	9	1	37	3.7			
25	Will Johnston	10-3	183	18.3	8-26	.308	7-24	.292	4-5	.800	1	16	17	1.7	15	0	9	7	0	4	27	2.7			
22	Christian Beyer	9-1	129	14.3	7-14	.500	0-2	.000	2-4	.500	7	16	23	2.6	10	0	4	5	1	4	16	1.8			
33	Marshall Wood	8-3	98	12.3	5-22	.227	3-10	.300	1-2	.500	9	14	23	2.9	6	0	2	6	1	1	14	1.8			
14	Greg Donlon	4-0	4	1.0	0-0	.000	0-0	.000	0-0	.000	0	2	2	0.5	0	0	0	0	1	0	0	0.0			
Team											21	14	35						3						
Total.....		10	2025	202-546		.370	60-199	.302	104-185	.562	122	216	338	33.8	162	3	92	99	40	43	568	56.8			
Opponents.....		10	2025	240-543		.442	84-209	.402	130-192	.677	108	261	369	36.9	162	-	128	91	41	47	694	69.4			

TEAM STATISTICS	VT	OPP	Date	Opponent	Score	Att.
SCORING	568	694	* 12-08-13	at Miami	Wot 61-60	6270
Points per game	56.8	69.4	* 01/07/14	SYRACUSE	L 52-72	4367
Scoring margin	-12.6	-	* 01/11/14	BOSTON COLLEGE	L 59-62	3972
FIELD GOALS-ATT	202-546	240-543	* 01/15/14	CLEMSON	L 49-56	4022
Field goal pct	.370	.442	* 01-19-14	at Notre Dame	L 63-70	8849
3 POINT FG-ATT	60-199	84-209	* 01/22/14	WAKE FOREST	L 77-83	5156
3-point FG pct	.302	.402	* 01/25/14	at Virginia	L 45-65	14215
3-pt FG made per game	6.0	8.4	* 1/29/14	at Boston College	L 52-76	2964
FREE THROWS-ATT	104-185	130-192	* 02/01/14	MARYLAND	L 60-80	5110
Free throw pct	.562	.677	* 02/05/14	at Florida State	L 50-70	5759
F-Throws made per game	10.4	13.0	* - Conference game			
REBOUNDS	338	369				
Rebounds per game	33.8	36.9				
Rebounding margin	-3.1	-				
ASSISTS	92	128				
Assists per game	9.2	12.8				
TURNOVERS	99	91				
Turnovers per game	9.9	9.1				
Turnover margin	-0.8	-				
Assist/turnover ratio	0.9	1.4				
STEALS	43	47				
Steals per game	4.3	4.7				
BLOCKS	40	41				
Blocks per game	4.0	4.1				
ATTENDANCE	22627	38057				
Home games-Avg/Game	5-4525	5-7611				
Neutral site-Avg/Game	-	0-0				

Score by Periods	1st	2nd	OT	Totals
Virginia Tech	266	297	5	568
Opponents	359	331	4	694

THE STAT CREW SYSTEM
Virginia Tech Team Game-by-Game Comparison (as of Feb 05, 2014)
All games

Opponent	1st	2nd	Score	Mar	Total FG	FG Pct	3-Pointers	3FG Pct	Free Throws	FT Pct	Rebounds	Assist	T/Over	Block	Steal	Fouls
USC UPSTATE	31/33	32/31	63-64	(1)	23-59/24-64	.390/.375	8-22/5-16	.364/.313	9-18/11-16	.500/.688	39/39 -	11/14	10/9	6/9	3/4	12/16
WEST VIRGINIA	36/41	51/41	87-82	+5	26-57/25-70	.456/.357	5-15/11-24	.333/.458	30-38/21-33	.789/.636	43/43 -	7/14	16/11	13/1	0/7	25/28
WESTERN CAROLINA	38/18	41/43	79-61	+18	25-52/20-61	.481/.328	6-13/3-25	.462/.120	23-41/18-31	.561/.581	46/32 +14	13/9	13/10	4/4	5/6	22/32
VMI	44/33	61/59	105-92	+13	36-69/33-79	.522/.418	11-17/10-36	.647/.278	22-26/16-23	.846/.696	52/31 +21	16/8	16/4	9/6	1/7	21/20
Michigan State	33/46	44/50	77-96	(19)	25-61/36-71	.410/.507	13-27/14-35	.481/.400	14-15/10-13	.933/.769	39/34 +5	13/26	17/6	1/6	4/13	16/16
Seton Hall	36/38	31/30	67-68	(1)	23-57/20-62	.404/.323	10-19/10-26	.526/.385	11-15/18-25	.733/.720	41/42 (1)	14/14	14/7	8/5	3/3	22/15
FURMAN	31/17	44/37	75-54	+21	28-59/20-56	.475/.357	12-30/4-17	.400/.235	7-10/10-12	.700/.833	37/31 +6	19/4	11/11	5/2	2/5	13/13
RADFORD	48/28	33/28	81-56	+25	27-54/20-58	.500/.345	7-15/4-22	.467/.182	20-26/12-19	.769/.632	41/29 +12	13/10	11/11	8/1	4/4	19/23
WINTHROP	42/33	39/30	81-63	+18	29-48/23-58	.604/.397	9-20/7-22	.450/.318	14-20/10-15	.700/.667	37/22 +15	16/9	18/10	8/1	3/6	15/20
Miami	23/31	33/25	61-60	+1	24-69/24-69	.348/.348	12-34/4-15	.353/.267	1-3/8-14	.333/.571	43/50 (7)	11/7	10/12	3/4	6/4	13/13
VCU	22/42	30/40	52-82	(30)	17-48/30-70	.354/.429	9-20/12-25	.450/.480	9-18/10-20	.500/.500	44/38 +6	9/17	27/7	4/5	3/22	20/15
UNCG	22/22	30/33	52-55	(3)	18-50/19-52	.360/.365	3-15/3-12	.200/.250	13-23/14-16	.565/.875	34/34 -	10/11	15/13	4/2	1/2	13/19
UMES	46/23	36/43	82-66	+16	26-56/20-52	.464/.385	8-19/5-24	.421/.208	22-28/21-33	.786/.636	42/26 +16	18/7	8/5	3/4	3/5	23/23
SYRACUSE	29/35	23/37	52-72	(20)	18-49/28-60	.367/.467	7-24/9-22	.292/.409	9-17/7-13	.529/.538	25/41 (16)	10/11	8/7	5/5	4/6	15/17
BOSTON COLLEGE	34/32	25/30	59-62	(3)	20-57/22-51	.351/.431	7-22/10-26	.318/.385	12-21/8-14	.571/.571	38/38 -	8/13	6/10	6/3	5/2	13/12
CLEMSON	24/25	25/31	49-56	(7)	20-48/19-47	.417/.404	5-16/6-16	.313/.375	4-14/12-20	.286/.600	30/33 (3)	10/7	9/8	2/2	4/4	15/12
Notre Dame	24/39	39/31	63-70	(7)	25-48/24-58	.521/.414	4-11/9-28	.364/.321	9-15/13-18	.600/.722	35/30 +5	12/14	17/10	6/0	3/10	19/18
WAKE FOREST	27/43	50/40	77-83	(6)	22-65/30-56	.338/.536	9-23/9-16	.391/.563	24-33/14-20	.727/.700	38/37 +1	11/17	6/9	3/4	5/2	20/23
Virginia	17/34	28/31	45-65	(20)	14-42/20-46	.333/.435	3-18/6-18	.167/.333	14-25/19-26	.560/.731	29/34 (5)	5/14	12/9	2/6	4/4	16/18
Boston College	33/46	19/30	52-76	(24)	18-53/24-54	.340/.444	4-14/14-37	.286/.378	12-21/14-18	.571/.778	34/35 (1)	8/19	12/7	2/7	2/8	12/18
MARYLAND	35/43	25/37	60-80	(20)	20-54/29-56	.370/.518	4-16/8-15	.250/.533	16-27/14-24	.593/.583	29/38 (9)	7/15	8/9	6/3	5/4	22/19
Florida State	20/31	30/39	50-70	(20)	21-61/20-46	.344/.435	5-21/9-16	.238/.563	3-9/21-25	.333/.840	37/33 +4	10/11	11/10	5/7	5/3	17/12

Note: Game totals are displayed in the format TEAM/OPPONENT for each category

THE STAT CREW SYSTEM
Virginia Tech Points-Rebounds-Assists (as of Feb 05, 2014)
All games

Opponent	Date	Score		02	03	04	11	14	15	22
				ZEGEREN,JO	SMITH,ADAM	RAINES,CAD	WILSON,DEV	DONLON,GRE	EMELOGU,BE	BEYER,CHRI
USC UPSTATE	11/09/13	63-64	L	2-7-0	7-3-3	17-4-1	4-4-3	DNP	6-1-2	0-4-1
WEST VIRGINIA	11/12/13	87-82	w	2-3-0	19-4-1	4-4-0	16-5-4	DNP	22-6-1	3-5-0
WESTERN CAROLINA	11/15/13	79-61	w	9-4-1	6-3-3	5-7-2	8-5-4	DNP	16-3-1	0-0-0
VMI	11/18/13	105-92	w	3-5-0	11-3-3	9-5-2	13-5-4	DNP	19-4-3	DNP
vs Michigan State	11/22/13	77-96	L	0-0-0	27-6-5	0-2-0	0-2-5	0-0-0	5-2-1	3-2-0
vs Seton Hall	11/23/13	67-68	L	1-4-0	11-3-1	4-4-0	2-5-8	DNP	18-0-0	DNP
FURMAN	11/26/13	75-54	w	10-5-0	11-1-3	0-1-0	6-4-11	0-0-0	DNP	0-0-0
RADFORD	11/29/13	81-56	w	1-6-2	28-4-5	DNP	8-2-3	2-1-0	DNP	0-0-0
WINTHROP	12/03/13	81-63	w	9-7-0	DNP	8-4-1	11-3-8	DNP	DNP	0-1-1
at Miami	12-08-13	61-60	w	8-10-0	8-1-3	0-1-0	1-2-5	DNP	11-5-2	0-1-0
vs VCU	12/21/13	52-82	L	4-5-0	3-1-0	DNP	4-4-4	0-0-0	12-6-1	2-8-0
UNCG	12/28/13	52-55	L	11-7-0	DNP	0-1-0	7-7-6	DNP	11-5-2	0-0-0
UMES	12/31/13	82-66	w	3-1-0	DNP	5-1-0	16-2-3	1-0-0	2-3-9	5-4-2
SYRACUSE	01/07/14	52-72	L	6-5-2	9-1-1	3-1-1	3-1-2	DNP	9-2-0	DNP
BOSTON COLLEGE	01/11/14	59-62	L	2-4-0	12-1-1	DNP	9-6-4	DNP	8-4-2	3-1-0
CLEMSON	01/15/14	49-56	L	11-5-0	2-0-0	DNP	14-1-2	DNP	11-6-3	4-7-0
at Notre Dame	01-19-14	63-70	L	4-4-0	0-1-1	20-6-0	20-4-7	DNP	DNP	0-4-1
WAKE FOREST	01/22/14	77-83	L	6-5-0	DNP	5-3-1	26-4-4	DNP	DNP	0-2-1
at Virginia	01/25/14	45-65	L	7-2-0	DNP	4-6-0	12-2-1	0-1-0	6-1-1	0-0-0
at Boston College	1/29/14	52-76	L	4-6-0	DNP	2-0-2	5-1-1	0-0-0	8-0-2	7-6-1
MARYLAND	02/01/14	60-80	L	8-5-0	DNP	5-1-0	6-3-4	0-1-0	21-2-2	2-1-0
at Florida State	02/05/14	50-70	L	0-9-0	DNP	13-4-2	4-4-3	0-0-0	8-2-2	0-1-1

Opponent	Date	Score		25	31	32	33	42
				JOHNSTON,W	EDDIE,JARE	THOMPSON,T	WOOD,MARSH	BARKSDALE,
USC UPSTATE	11/09/13	63-64	L	6-0-0	18-7-1	DNP	3-3-0	DNP
WEST VIRGINIA	11/12/13	87-82	w	0-0-0	10-3-1	7-5-0	4-6-0	DNP
WESTERN CAROLINA	11/15/13	79-61	w	0-0-0	17-6-0	15-11-1	3-2-1	DNP
VMI	11/18/13	105-92	w	2-1-0	21-7-1	4-6-0	7-8-0	16-6-3
vs Michigan State	11/22/13	77-96	L	4-3-1	23-1-0	2-2-0	5-5-1	8-7-0
vs Seton Hall	11/23/13	67-68	L	DNP	19-11-4	0-1-0	3-3-1	9-5-0
FURMAN	11/26/13	75-54	w	12-5-1	14-10-2	0-1-0	13-4-1	9-6-1
RADFORD	11/29/13	81-56	w	4-1-0	13-10-2	1-1-0	10-6-0	14-10-1
WINTHROP	12/03/13	81-63	w	3-0-1	34-7-2	0-0-0	3-7-2	13-6-1
at Miami	12-08-13	61-60	w	0-2-0	24-8-0	0-0-0	9-6-1	DNP
vs VCU	12/21/13	52-82	L	3-1-0	12-1-4	4-8-0	6-4-0	2-1-0
UNCG	12/28/13	52-55	L	1-2-0	4-2-2	4-2-0	14-5-0	0-1-0
UMES	12/31/13	82-66	w	9-4-1	17-9-1	8-5-0	7-5-0	9-6-2
SYRACUSE	01/07/14	52-72	L	0-1-0	6-2-3	4-2-1	0-2-0	12-4-0
BOSTON COLLEGE	01/11/14	59-62	L	0-2-0	10-8-1	4-5-0	0-0-0	11-3-0
CLEMSON	01/15/14	49-56	L	0-1-1	3-2-3	0-1-0	DNP	4-4-1
at Notre Dame	01-19-14	63-70	L	3-0-2	2-4-1	2-2-0	0-5-0	12-4-0
WAKE FOREST	01/22/14	77-83	L	5-2-2	20-5-1	10-12-0	2-1-1	3-2-1
at Virginia	01/25/14	45-65	L	0-4-1	7-4-2	2-5-0	0-2-0	7-0-0
at Boston College	1/29/14	52-76	L	0-2-2	23-10-0	2-3-0	1-3-0	DNP
MARYLAND	02/01/14	60-80	L	7-1-0	2-2-1	7-4-0	2-4-0	DNP
at Florida State	02/05/14	50-70	L	12-2-1	7-5-1	6-6-0	DNP	DNP