

VIRGINIA TECH HOKIE HOOPS

2013-14 GAME NOTES

SCHEDULE & RESULTS (8-10, 1-5 ACC)

Date	Opponent		
Coaches Vs. Cancer Classic (Blacksburg, Va.)			
11/ 9	USC UPSTATE (ESPN3)	L	63-64
11/12	WEST VIRGINIA (ESPN)	W	87-82
Coaches Vs. Cancer Classic (Blacksburg, Va.)			
11/15	WESTERN CAROLINA (ESPN3)	W	79-61
11/18	VMI (ESPN3)	W	105-92
Coaches Vs. Cancer Classic (Brooklyn, N.Y.)			
11/22	vs. #1 Michigan State# (truTV)	L	77-96
11/23	vs. Seton Hall# (truTV)	L	67-68
11/26	FURMAN (ESPN3)	W	75-54
11/29	RADFORD (ESPN3)	W	81-56
12/ 3	WINTHROP (ESPN3)	W	81-63
12/ 8	at Miami* (ESPNU)	W	61-60 (OT)
Governor's Holiday Hoops Classic (Richmond, Va.)			
12/21	vs. VCU# (NBCSN)	L	52-82
12/28	UNC GREENSBORO (ESPN3)	L	52-55
12/31	UMES (ESPN3)	W	82-66
1/ 7	#2/2 SYRACUSE* (ACCN)	L	52-72
1/11	BOSTON COLLEGE* (RSN)	L	59-62
1/15	CLEMSON* (RSN)	L	49-56
1/19	at Notre Dame* (ESPNU)	L	63-70
1/22	WAKE FOREST* (RSN)	L	77-83
1/25	at Virginia*	3 p.m.	ACCN
1/29	at Boston College*	7 p.m.	RSN
2/ 1	MARYLAND*	12 p.m.	ACCN
2/ 5	at Florida State*	9 p.m.	RSN
2/ 8	at Pittsburgh*	12 p.m.	RSN
2/15	MIAMI*	6 p.m.	RSN
2/18	VIRGINIA*	9 p.m.	ACCN
2/22	NC STATE*	2 p.m.	RSN
2/25	at Duke*	7 p.m.	ESPNU
3/ 1	NORTH CAROLINA*	2:30 p.m.	ACCN
3/ 4	at Maryland*	8 p.m.	ACCN
3/ 8	at Georgia Tech*	2 p.m.	ESPNU/2
ACC Tournament (Greensboro, N.C.)			
3/13-	ACC Tournament	ACCN/ESPN/ESPN2	
3/16	(Greensboro Coliseum, Greensboro, N.C.)		

* - Atlantic Coast Conference Games
- Coaches Vs. Cancer Classic
% - Governor's Holiday Hoops Classic

All times are EST and are subject to change

Television/Internet

The ACC Network
Wes Durham & Cory Alexander



Radio

IMG Virginia Tech IMG Sports Network
Bill Roth & Mike Burnop

Follow us on twitter

@VT_MBBall

Virginia Tech Athletics Communications

Primary Contact

Bill Dyer - Associate Director
wdyer@vt.edu
(o) - 540-231-8853
(c) - 540-998-5906

Secondary Contact

Rachel Perreault - Assistant Director
rachelp5@vt.edu
(o) - 540-231-2228

#VTMBBTweets

About Today's Game

The Hokies are 8-10 on the season and 1-5 in ACC action.

The Cavaliers are 14-5 overall and 5-1 in the ACC after a 76-61 home win over UNC on Monday. The Cavaliers lead the all-time series, 84-53.

Wake Forest 83, Virginia Tech 77

The Hokies fell to Wake Forest, 83-77, in Cassell Coliseum on Monday night.

Devin Wilson scored a career-high 26 points and **Jarell Eddie** added 20 points in the game.

Trevor Thompson recorded his second double-double of the season with 10 points and a career-high 12 rebounds.

Scoring 1,000

With his first three-pointer in the loss to #2/2 Syracuse, **Jarell Eddie** became the 44th player in school history to score 1,000 career points. Eddie currently has 1,038 points at Virginia Tech and is 42nd in career scoring for the Hokies.

Injury Update

Adam Smith (left calf strain) is out for the next two weeks and **Ben Emelogu** (right ankle sprain) is questionable for today's game.

Stepping It Up

Devin Wilson has made seven of his 10 three-point field goals and 21 of 38 field goals in Calendar 2014.

Suits and Sneakers

The Virginia Tech men's basketball staff is wearing sneakers as part of the annual Suits and Sneakers campaign, a joint effort of the American Cancer Society and the NABC that empowers basketball coaches to make a difference in the fight against cancer.



Up Next

The Hokies travel to Chestnut Hill for a rematch with Boston College. The game, televised by regional sports networks, will tip-off at 7 p.m.



VS.



Hokies visit
Charlottesville on
Saturday to renew
the in-state rivalry
with Virginia

Sat., Jan. 25, 2014 • 3 p.m.
John Paul Jones Arena (15,219)

Charlottesville, Va.

Series vs. UVa: UVa, 84-53

Series Streak: UVa, three

Last Meeting vs. the Cavaliers:

UVa, 73-55, 2-12-13, JPJA

Live Stats: virginiasports.com

Sirius: 92 **XM:** 190

Virginia broadcast

Hokie starters from last game

F	42	C.J. Barksdale 8.7 ppg, 4.6 rpg, .821 FT%	Jr.	6-8	Danville, Va.
F	2	Joey van Zegeren Had career-high six blocked shots at Notre Dame	r-So.	6-10	Hoogeveen, The Netherlands
F	31	Jarell Eddie Scored 20 points in the loss to Wake Forest	Sr.	6-7	Charlotte, N.C.
G	3	Will Johnston Made first career start at UVa last season	Jr.	6-4	Midlothian, Va.
G	11	Devin Wilson Scored career-high 26 points in loss to Wake Forest	Fr.	6-4	McKees Rocks, Pa.

The Series vs. Virginia

This is a renewal of the most-played rivalry for the Hokies ... The series dates back to 1915 and the two schools have met at least once every year since 1961 ... The Cavaliers lead the all-time series, 84-53 ... UVA has won the last three meetings, including a 73-55 win last season in JPJA ... Tech is 13-33 in road games in the series, and 3-4 in John Paul Jones Arena ... The Hokies are 8-11 against Virginia since joining the ACC and 8-10 in ACC regular season games ... Tech is 13-28 against UVA in all conference games, including Southern Conference games ... Along with Blacksburg and Charlottesville, the two teams have met in Roanoke, Richmond, Hampton, Salem, Lynchburg and Greensboro, N.C.

Last Time Out: Wake Forest 83, VT 77

A furious second half comeback fell short, as the Hokies lost to Wake Forest, 83-77, in Cassell Coliseum on Wednesday night ... Tech trailed by as many as 21 points in the first half, and cut the lead to six points late, but could get no closer ... Devin Wilson continued his outstanding play, scoring a career-high 26 points and playing all 40 minutes in the game ... Jarell Eddie added 20 points and Trevor Thompson recorded his second double-double of the season, with 10 points and 12 rebounds ... Tech outrebounded the Deacs and committed just six turnovers, but shot just 33.8 percent from the floor.

Increased Offensive Productivity

Entering 2014, **Devin Wilson** was 2-8 on three-point field goals (.250) in 13 games ... Since the New Year, Wilson is 7-10 from three-point range (.700) in five games ... He is averaging 14.4 points per game in 2014 ... Wilson is shooting .511 from the field and .500 from three-point range this season.



Devin Wilson

The State We're In

With the loss to VCU, Virginia Tech is 423-308 (.579) all-time against schools from Virginia ... Tech is 2-1 this season against schools from the Commonwealth and was 1-2 last season against state schools ... The Hokies have played 14 schools from the state ... With the win over Norfolk State on Dec. 11, 2011, the only state Division I school that Tech has not played is Hampton ... Tech holds winning records against 10 of the schools and even records against two others ... Tech will play VMI, Radford, VCU and UVA from the Commonwealth this season.

Talking Trevor

In the win over VMI, **Trevor Thompson** recorded five blocked shots ... That is the most blocked shots by a Virginia Tech freshman since **Cadarian Raines** blocked five shots in a win over UMBC on Dec. 22, 2009 ... In the win over Western Carolina, he recorded his first career double-double ... He scored 15 points and grabbed 11 rebounds in just 21 minutes of action ... Its the first double-double by a Hokie freshman since **Marshall Wood** had 14 points and 16 rebounds in an overtime loss at NC State last season ... It was Tech's first double-double of the season ... In the loss to Wake Forest, Thompson recorded his second career double-double, with 10 points and a career-high 12 rebounds in just 18 minutes of action ... It marks the first time that a Virginia Tech freshman has recorded multiple double-doubles in a season since Jeff Allen had nine double-doubles as a freshman in the 2007-08 season ... His 12 rebounds is the most by a Hokie freshman since Wood's 16 rebounds in the NC State game last season.



Trevor Thompson

Cleaning the Glass

The Hokies grabbed a season-high 22 offensive rebounds in the loss to Wake Forest ... The previous high this season was 17 offensive boards in the win over VMI on Nov. 18 ... That total is tied for the second-most in a game by the Hokies since joining the ACC and is the most by the Hokies against an ACC opponent in a regulation game since joining the league in 2004-05 season ... The last time the Hokies had 22 offensive rebounds in a game was in a 59-57 win over Oklahoma State in the Preseason NIT at Madison Square Garden ... Tech grabbed 27 offensive rebounds in a 104-100 double overtime loss to Maryland in Cassell Coliseum on Feb. 27, 2007 ... It is the 11th time that Tech has grabbed 20-or-more offensive rebounds in a game since joining the ACC and the sixth time with 20-or-more offensive rebounds in an ACC game.

A Dynamic Duo

The Hokies are starting a pair of freshmen in the backcourt this season, **Ben Emelogu** and **Devin Wilson** ... The pair is averaging 20.8 points per game this season, the second-highest average for any freshman duo in the ACC this season ... Only the duo of Jabari Parker and Matt Jones of Duke, who are averaging 21.6 points per game, is ahead of Wilson and Emelogu ... NC State's duo of Anthony Barber and Lennard Freeman is third at 15.7 points per game.

5 in the 20-Point Club

So far this season, five Hokies have scored 20-or-more points in a game ... Most recently, **Devin Wilson** and **Cadarian Raines** posted career-highs with 20 points each in the loss at Notre Dame, joining **Adam Smith**, **Jarell Eddie** and **Ben Emelogu** in the 20-Point Club ... The last time that Tech saw five players score at least 20 points in a game in the same season was the 2005-06 season, when Coleman Collins, Zabian Dowdell, Jamon Gordon, Deron Washington and A.D Vassallo all matched the mark ... Tech also had five score 20 in the 2004-05 season.

2 Frosh with 20

With his career-high 20 points in the loss at Notre Dame, **Devin Wilson** joins **Ben Emelogu** as the first Virginia Tech freshmen to each have 20-point games in the same freshman season ... Emelogu scored 22 points in the win over West Virginia on Nov. 12, 2013 ... The last duo to pull off the feat was Jeff Allen and Malcolm Delaney, who each had a single 20-point scoring night in their freshman season of 2007-08.



Ben Emelogu

Hasn't Happened Often

Devin Wilson scored a career-high 26 points in the loss to Wake Forest ... That is the second-highest point total in a game by a Virginia Tech freshman since 1999 ... The only time a Virginia Tech freshman scored more than 22 points in a game was on Jan. 28, 2006, when A.D. Vassallo scored 29 points at Wake Forest ... When **Ben Emelogu** scored 22 points in the win over West Virginia, he became the first Tech freshman to score 20-or-more points in a game since Malcolm Delaney scored 20 points as a freshman in a loss at No. 5 North Carolina on Feb. 16, 2008 ... Wilson's 26 points was just the 18th time since 1999 that a Hokie freshman has scored 20-or-more points in a game.

Hot Inside on a Cold, Winter's Night

In the loss at Notre Dame, the Hokies shot 52.1 percent from the field, including 62.5 percent in the second half ... The 52.1 percent is Tech's highest percent in ACC play this season and third-highest overall this season ... The last time the Hokies shot better than 52.1 percent from the field in an ACC game was when Tech went 23-of-42 from the field (54.8 percent) in the win over Clemson on March 2, 2013 ... Tech shot 62.5 percent from the field in the first half of that game ... The last time Tech hit better than 62.5 percent from the field in a half was the 81-63 win over Winthrop on Dec. 3, 2013.

Struggling Through Injuries

Ben Emelogu had started each of the previous six games for the Hokies before missing the Notre Dame game ... Emelogu suffered a sprained right ankle in the final play of practice on Friday, Jan. 17 ... Emelogu did not play in the loss to Wake Forest and is listed as day-to-day ... **Adam Smith** made the start at Notre Dame, but



Adam Smith

saw limited time as he continues to be hampered by a strained left calf, an injury suffered in late November ... An MRI on Tuesday revealed a stress fracture in the left fibula as well as the strained calf ... He will be out for the next two weeks and will be reevaluated at that time.

Putting in the Time

Devin Wilson is averaging 32.4 minutes played per game this season, highest on the team ... The last Hokie to average more minutes played in their freshman season were teammates Zabian Dowdell and Jamon Gordon, who averaged 33.8 and 33.3 minutes played per game in their freshman season of 2003-04 ... Wilson played all 40 minutes in the loss to Wake Forest due to continued injuries in the Hokie back court.

Better on the Boards

The Hokies are averaging 39.1 rebounds per game this season, up from an average of 35.8 last season ... The last time the Hokies averaged more than 39.1 rebounds per game was the 2001-02 season, when Tech averaged 39.8 rebounds per game.

Reaching New Levels

With his three-point field goal at the 18:21 mark of the first half in the loss to #2/2 Syracuse, **Jarell Eddie** recorded his 1,000th career point ... He was the 44th player in Virginia Tech history to score 1,000 career points ... He has a career point total of 1,038 points, 42nd on the all-time list.



Jarell Eddie

Being Stingy

In the loss to Boston College on Jan. 11, the Hokies committed a season-low six turnovers ... That is the fewest turnovers for the Hokies in a game since committing five turnovers in a loss at Clemson on Jan. 27 last season ... The Hokies matched that total of six turnovers in the loss to Wake Forest.

Two With Twenty

In the loss to No. 1 Michigan State, **Adam Smith** scored 27 points and **Jarell Eddie** scored 23 points ... It marked the first time that two Hokies each had 20-or-more points in the same game since Jan. 9, 2013, when Erick Green scored 24 points and Eddie had 21 points in a loss to Boston College ... In the loss at Notre Dame, **Devin Wilson** and **Cadarian Raines**, who each scored 20 points, matched the feat ... In the loss to Wake Forest, Wilson scored 26 points and Eddie scored 20 points, which combined with the Notre Dame game, became the first time since November 2012 that the Hokies had consecutive games in which two players scored 20-or-more points.



Cadarian Raines

Dishing It Out

In the win over Furman, **Devin Wilson** recorded 11 assists ... The last Hokie freshman to record 11 assists in a single game was Dell Curry, who had 11 assists as a freshman against Maryland-Eastern Shore on Dec. 4, 1982 ... The 11 assists is also one assist shy of the Tech overall school record of 12, set by Dave Sensibaugh, Bimbo Coles and, most recently, Troy Manns in 1997 ... Wilson also has two games of eight assists each ... Wilson is fourth in assists in the ACC, second among ACC freshmen.

And Hauling It In

Devin Wilson grabbed a career-high seven rebounds in the loss to UNCG ... It is the most rebounds for a Virginia Tech freshman point guard since Malcolm Delaney grabbed eight rebounds in a win over Boston College on Feb. 26, 2008.

And Scoring the Ball

Devin Wilson set a then-career-high with 20 points in the loss at Notre Dame ... Entering the locker room at intermission, he was scoreless ... His 20 second-half points is the most by a Hokie this season and the most second half points by a Hokie since Erick Green scored 21 points in the second half at Virginia on Feb. 12, 2013 ... Wilson had "just" three assists in the win over Maryland-Eastern Shore, but concentrated more on scoring the ball ... While fellow freshman **Ben Emelogu** recorded a career-high nine assists and no turnovers, Wilson tied a then-career-best with 16 points ... He also made his second three-pointer of the season ... Wilson upped his career-high to 26 points in the loss to Wake Forest.

JvZ Comes Up Big

Joey van Zegeren continues his strong showing for the Hokies ... JvZ earned his first start of the season in the win over Radford, grabbing six rebounds and blocking three shots and followed that with nine points and seven rebounds in the win over Winthrop, including scoring eight points in the first four minutes of the game ... In the ACC overtime win at Miami, JvZ grabbed a career-high 10 rebounds, while adding eight points in a career-high 35 minutes of action ... He blocked three shots and grabbed five rebounds in the loss to VCU, but played just 20 minutes due to foul troubles ... In the loss to UNCG, JvZ scored a career-high 11 points and grabbed seven rebounds, and he led the Hokies in rebounding in the loss to No. 2/2 Syracuse ... He tied his then-career-high with five blocked shots in the loss to Boston College and scored 11 points in the loss to Clemson ... In the loss at Notre Dame, JvZ recorded a career-high six blocked shots.



Joey van Zegeren

Increased Swats

The Hokies are third in the ACC and 29th in the nation in blocked shots this season ... Tech is averaging 5.4 blocked shots per game, up from an average of 3.9 blocked shots per game last season ... Three different Hokies have blocked five shots in a single game and five Hokies have reached double figures in blocks so far this season.

Juggling the Injuries

Eighteen games into the 2012-13 season, the Hokies had used just four starting line-ups ... This season, head coach **James Johnson** has been forced to juggle his line-ups game-by-game, due, primarily to injuries ... In the loss at Notre Dame, Johnson used his ninth different starting line-up ... In the end, Tech used six different starting line-ups last season.

Balanced Attack

When **Devin Wilson** and **Cadarian Raines** led the Hokies in scoring in the loss at Notre Dame, Raines became the seventh different Hokie to lead the team in scoring so far this season ... Last season, only Erick Green and **Jarell Eddie** led the team in scoring in a game.

Dishing It Out, Part Deux

On the strength of **Devin Wilson's** 11 assists, the Hokies recorded a season-high 19 assists in the win over Furman ... It is the most assists for the Hokies since the opening game of last season, an 80-62 win over East Tennessee State in Cassell Coliseum.

The Hokies

Under James Johnson

VT outrebounds opponent.....	15-8
Opponent outrebounds VT	5-16
Rebounds are equal.....	1-4
VT leads at the half.....	15-5
VT trails at the half	6-21
Game is tied at the half	0-2
VT shoots 50% or better	8-2
VT outshoots opponent.....	20-7
Opponent outshoots VT	0-21
Percentage is the same	1-0
VT holds opp. under 40%.....	13-6
VT scores 100+ points.....	1-0
VT scores 90-99 points.....	3-0
VT scores 80-89 points.....	8-1
VT scores 70-79 points.....	4-8
VT scores 60-69 points.....	5-6
VT scores less than 60 points	0-13
Opponent scores 100+ points.....	0-0
Opponent scores 90-99 points.....	1-5
Opponent scores 80-89 points.....	3-6
Opponent scores 70-79 points.....	4-9
Opponent scores 60-69 points.....	9-6
Opp. scores less than 60 points.....	4-2
VT in games 5-or-fewer points or OT	5-9
VT at home.....	18-13
VT on the road.....	3-10
VT at a neutral site.....	1-5
Overtime games	3-2
VT against conference foes.....	5-19
VT vs. ranked teams (AP only).....	1-6
VT as a ranked team (AP only).....	0-0

Always There When You Need Him

In the loss at Notre Dame, **Christian Beyer** earned his first collegiate start ... The walk-on from New Bern, N.C., has seen increased playing time in the last several weeks due to injuries and other factors for the Hokies ... Coming off the bench at VCU, Beyer saw 16 minutes of action, all coming in the second half ... He led the team with eight rebounds, including three off the offensive glass ... In the loss to Clemson, Beyer led the team in rebounding and played a season and ACC-game high of 26 minutes.

Back on the Scene

Senior post player **Cadarian Raines** had seen his playing time cut back recently and had not scored in double figures for the Hokies since the first game of the season ... All that changed on Jan. 19, as Raines posted a career-high 20 points and led the Hokies with six rebounds in the loss at Notre Dame ... Raines came off the bench to play 22 minutes.

2,500 Games

The game against Clemson marked the 2,500th game in school history ... Virginia Tech is now 1365-1137 all-time in collegiate basketball, good for a .546 winning percentage ... This is the Hokies' 105th season of men's basketball.

Cap & Gown

On Friday, Dec. 20, the Virginia Tech men's basketball team traveled to Richmond, Va., to play the next day against VCU in the Governor's Holiday Hoops Classic ... Before the bus rolled down the highway, the team and, in particular, **Cadarian Raines** had something to do ... Raines earned his bachelor's degree in sociology from the College of Liberal Arts that morning in Cassell Coliseum and his teammates were all there to see the accomplishment ... After plenty of photos and congratulations from family, friends and teammates, Raines hopped on the bus for the three hour trip to the State Capital.

Three in a Row

The game with Clemson was the final game of a three-game ACC homestand ... This was only the second time since the Hokies joined the ACC for the 2004-05 season that Tech has had a three-game ACC homestand ... In the 2007-08 season, the Hokies defeated Georgia Tech, Boston College and Wake Forest in late February and early March ... Later this season, Tech will have another three-game ACC homestand ... An interesting side note of the recently completed homestand is that Virginia Tech did not begin spring semester classes until Jan. 21 and, therefore, had no students on campus during the homestand ... Tech has never had a three-game ACC road trip.

Spreading the Offense Around

When **Will Johnston** and **Joey van Zegeren** scored in double figures in the win over Furman, it marked the ninth and 10th different players to record a double-figure scoring game this season ... Eight players scored at least 10 points in a game in the each of the previous four seasons.

Doing It All

In the win over Winthrop, **Jarell Eddie** had perhaps his best, and unquestionably his busiest, night as a collegian ... Due to injuries, the Hokies played the game without guards **Adam Smith** and **Ben Emelogu** ... Eddie, who at times in his Tech career has played the power forward spot, was forced to not only start at his natural small forward position, but to also play both guard spots, including a run at the point ... Eddie proved he was up to the challenge, as he scored a career-high 34 points, tied a career-high with six three-pointers and grabbed a team-high seven rebounds in 37 minutes of action ... His 34 points are the most by a Hokie since Erick Green scored 35 points in the home loss to #14/15 Miami on Jan. 30, 2013.

Hokies vs. No. 1

With the loss to Michigan State, Virginia Tech is 4-8 all-time against teams ranked No. 1 in the AP poll ... Tech is 3-4 against No. 1 since joining the ACC ... The Hokies are 0-4 against top-ranked teams in neutral site games ... These numbers are only for teams ranked in the AP poll.

Hokies vs. Ranked Teams

With the loss to No. 2 Syracuse, the Hokies are 13-45 against nationally ranked teams since joining the ACC for the 2004-05 season ... Tech is 30-153 all-time against teams ranked in the AP poll ... Tech is 0-2 this season and was 1-4 against ranked teams last season ... The last time the Hokies defeated a nationally-ranked team was Dec. 1, 2012, when Tech defeated No. 15 Oklahoma State, 81-71, in Cassell Coliseum ... These numbers are only for teams ranked in the AP poll.

Limited Trips to the Line

The Hokies attempted just three free throws in the win at Miami, making just one ... That was the fewest attempted and made free throws in a game for the Hokies since joining the ACC in the 2004-05 season.

Career Double-Doubles

2009-10 Season

No active players

2010-11 Season

No active players

2011-12 Season

Jarell Eddie (1)

vs. BYU (12 pts./14 rebs.*)

2012-13 Season

Jarell Eddie (2)

vs. ETSU (17 pts./10 rebs.)

vs. Oklahoma State (15 pts./12 rebs.)

Cadarian Raines (2)

vs. Rhode Island (10 pts./12 rebs.*)

vs. VMI (14 pts./10 rebs.)

C.J. Barksdale (1)

at Georgia Tech (11 pts./10 reb.)

Marshall Wood (1)

at NC State (14 pts./16 reb.*)

2013-14 Season

Jarell Eddie (3)

vs. Seton Hall (19 pts./11 rebs.)

vs. Furman (14 pts./10 rebs.)

vs. Radford (13 pts./10 rebs.)

Trevor Thompson (2)

vs. WCU (15 pts./11 rebs.*)

vs. Wake Forest (10 pts./12 rebs.*)

C.J. Barksdale (1)

vs. Radford (14 pts./10 rebs.)

* - career highs at the time

Keep Off the Glass

In the win over Winthrop, the Hokies outrebounded the Eagles, 37-22 ... The 22 rebounds by WU is the fewest by a Tech opponent since Boston College had 19 rebounds in a 66-65 Hokie win in Cassell Coliseum on Feb. 12, 2012 ... The 59 combined rebounds in the Winthrop game is the fewest in a Virginia Tech game since March 2, 2013, when Tech and Clemson combined for 54 rebounds in a 69-61 Hokies win in Cassell Coliseum ... Tech held Maryland-Eastern Shore to 26 rebounds on Dec. 31.

Two With Doubles

In the win over Radford, **C.J. Barksdale** (14 pts./10 rebs.) and **Jarell Eddie** (13 pts./10 rebs.) each recorded double-doubles ... It marked the first time since Jeff Allen (18 pts./15 rebs.) and Victor Davila (12 pts./10 rebs.) each recorded double-doubles in the win over No. 1 Duke on Feb. 26, 2011.

Hitting Threes

The Hokies made a season-high 13 three-pointers in the loss to No. 1 Michigan State ... It is the most three-point field goals made by the Hokies since they made 14 threes in a win at UNC Greensboro on Nov. 19, 2012 ... With the 12 made three-pointers in the win over Furman, Tech made 10-or-more three-pointers in four consecutive games, the first time that has happened at least since the 1999-2000 season ... With the 12 three-point field goals in the overtime win at Miami, the Hokies have made at least 10 three-pointers in five of their 18 games, plus five more games of 8-or-more three-pointers.

Mueller to Sit Out This Season

The NCAA has ruled freshman guard **Malik Mueller** ineligible for the 2013-14 season due to initial eligibility rules ... Mueller is able to practice with the team this season and will be eligible to play four years beginning next season.



Malik Mueller

Hokies in Overtime

With the win at Miami, the Hokies are now 60-45 all-time in overtime games ... Tech is 1-0 this season and was 2-2 in overtime games last season ... Tech is 27-23 in road overtime games, 26-9 in home overtime games and 7-13 on neutral courts ... Tech is 13-5 in ACC overtime games ... Tech is 3-6 all-time in overtime games against ranked teams ... Tech is 5-8 in double-overtime games and 1-2 in triple overtime games.

TOP INDIVIDUAL PERFORMANCES

VIRGINIA TECH

Points

34	Jarell Eddie vs. Winthrop
28	Adam Smith vs. Radford
27	Adam Smith vs. Michigan State
26	Devin Wilson vs. Wake Forest
24	Jarell Eddie at Miami
23	Jarell Eddie vs. Michigan State
22	Ben Emelogu vs. West Virginia
21	Jarell Eddie vs. VMI
20	Cadarian Raines at Notre Dame
20	Devin Wilson at Notre Dame
20	Jarell Eddie vs. Wake Forest

Rebounds

12	Trevor Thompson vs. Wake Forest
11	Trevor Thompson vs. WCU
11	Jarell Eddie vs. Seton Hall
10	Jarell Eddie vs. Furman
10	Jarell Eddie vs. Radford
10	C.J. Barksdale vs. Radford
10	Joey van Zegeren at Miami

Assists

11	Devin Wilson vs. Furman
9	Ben Emelogu, UMES
8	Devin Wilson vs. Seton Hall
8	Devin Wilson vs. Winthrop
7	Devin Wilson at Notre Dame
6	Devin Wilson vs. UNCG
5	four times

Steals

3	Cadarian Raines vs. WCU
3	Devin Wilson vs. Boston College
2	six times

Blocks

6	Joey van Zegeren at Notre Dame
5	Joey van Zegeren vs. USC Upstate
5	Cadarian Raines vs. West Virginia
5	Trevor Thompson vs. VMI
5	Joey van Zegeren vs. Boston College
4	Jarell Eddie vs. Michigan State
3	four times

OPPONENTS

Points

29	Adreian Payne, Michigan State
27	Stephen Croone, Furman
27	Melvin Johnson, VCU
24	Travis McKie, Wake Forest
22	Rodney Glasgow, VMI
22	QJ Peterson, VMI
21	Pat Connaughton, Notre Dame
20	D.J. Covington, VMI
20	Codi Miller-McIntyre, Wake Forest

Rebounds

12	Ryan Anderson, Boston College (H)
11	Devin Williams, West Virginia
11	Donnavan Kirk, Miami (A)
11	Juvonte Reddic, VCU
10	Jodd Maxey, USC Upstate
10	Adreian Payne, Michigan State
10	Branden Dawson, Michigan State
10	Eugene Teague, Seton Hall
10	Kyle Cain, UNCG
10	Jerami Grant, Syracuse

Assists

10	Codi Miller-McIntyre, Wake Forest
7	Juwan Staten, West Virginia
7	Keith Appling, Michigan State
7	Tyler Ennis, Syracuse
6	JeQuan Lewis, VCU
5	four times

Steals

5	JeQuan Lewis, VCU
4	QJ Peterson, VMI
4	Briante Weber, VCU
3	Keith Appling, Michigan State
3	Branden Dawson, Michigan State
3	Juvonte Reddic, VCU
3	Fuquan Edwin, Seton Hall
2	20 times

Blocks

4	Kenneth Hall, WCU
3	five times

Low Points for the Opposition

In the win over Furman, the Hokies allowed the Paladins just 54 points, including 17 first half points... Both figures are season-lows for Tech opposition ... The 54 points is the lowest total allowed by Tech since Dec. 10, 2012, when Tech defeated Mississippi Valley State, 70-49, in Cassell Coliseum ... The 17 points allowed in the first half is the lowest point total in a half by a Tech opponent since Tech allowed Eastern Michigan nine first half points on Dec. 22, 2011.

Rebounding Differential

In the win over VMI, the Hokies outrebounded the Keydets, 52-31 ... The 21-rebound differential is the largest for the Hokies since outrebounding Oklahoma State, 47-24, on Dec. 31, 2011 in a 67-61 Tech win in Stillwater.

500-Plus in the Cassell

The Hokies have a 537-170 overall record in Cassell, good for a .760 winning percentage ... Tech is 7-6 in Cassell Coliseum this season and was 10-7 in Cassell last season ... Tech was 11-7 in the 2011-12 season and was 12-4 in Cassell the season before, the 50th year for the arena ... The win over Florida State on Jan. 8, 2011, was the 500th victory in the building ... The win over FSU in 2008 marked the Hokies' 600th game played in Cassell Coliseum ... Tech defeated Rhode Island, 86-63, on Nov. 20, 2002, in its 500th game in the arena ... Tech has had just one break-even home season and one losing season in Cassell Coliseum ... The 17 victories for the Hokies at home in the 2009-10 season set a new Cassell Coliseum and school record ... Including all home games, the Hokies are 836-320 (.723).

Tripling on Doubles

In the loss to Seton Hall, **Jarell Eddie** recorded his first double-double of the season with 19 points and 11 rebounds, to go along with four blocked shots and four assists ... He made it two straight double-doubles with 14 points and 10 rebounds in the win over Furman and in the win over Radford, he pushed the streak to three consecutive double-doubles, with 13 points and 10 rebounds ... It marked the first time since Feb. 13, 15 and 19 of 2011 that a Hokie has had three consecutive double-doubles, when Jeff Allen recorded the last three of his seven consecutive double-doubles.

That's A Lot of Points

The 105 points scored in the win over VMI is the most points scored in a game by the Hokies since March 18, 2009, a 116-108 double overtime victory over Duquesne in the first round of the 2009 NIT in Cassell Coliseum ... It is the most points scored in a regulation game (40 minutes) and in a regular season game by the Hokies since Dec. 7, 1994, a 110-75 win over VMI in Cassell Coliseum ... It is the first time the Hokies have scored more than 100 points in a game since Feb. 13, 2011, a 102-77 home win over Georgia Tech.

Hot Night at the Line

In the loss to No. 1 Michigan State, the Hokies were 14-15 from the free throw line ... The 93.3 percent is Tech's highest free throw percentage in a game in which they have shot at least 10 free throws since Feb. 21, 2010, when the Hokies made 15-16 from the line in a loss at No. 6 Duke ... An interesting side note, the Hokies have made 25 of their last 26 free throw attempts against Big Ten Conference opponents (96.2 percent).

Comfortable at the Line

Jarell Eddie is shooting 82.5 percent from the line in his career and is fourth in career free throw percentage on the all-time list at Virginia Tech ... Eddie's 86.8 percent from the line as a sophomore was the fifth-best season in Tech history ... He is shooting 82.2 percent from the line this season.

350 and Counting

The Hokies have hit at least one three-pointer in every game since joining the ACC in the 2004-05 season ... Tech has now hit a three in 352 consecutive games, the most in school history ... Since the three-point arc was added to college basketball for the 1986-87 season, the Hokies have hit at least one three in all but three games ... The last time that the Hokies did not record a three-point field goal in a game was at Providence on Feb. 1, 2003.

Finally a Two

Will Johnston has earned significant playing time during the last two seasons, primarily because of his three-point shooting ... After hitting a three-pointer against Wake Forest, he has now made 33 field goals and all but two of them have been three-pointers ... Johnston scored a two-point field goal against UMES ... During the off-season, Johnston was awarded a scholarship for his efforts both on and off the court ... He made a career-high four three-pointers in the win over Furman.



Will Johnston

There's a First Time for Everything

Will Johnston made his first collegiate start at Virginia last year ... It marked the first time a walk-on had started for the Hokies since **Joey Racer** started in the home finale against NC State two seasons ago ... It was the first time that the Hokies have started a walk-on in a non-Senior Day situation since at least the 1999-2000 season ... Johnston also got the start at NC State and again in the win over Florida State and at Miami last season and this season, got the start in the win over Winthrop, playing a career-high 30 minutes and again in the overtime win at Miami ... In the loss at Notre Dame, walk-on **Christian Beyer** made his first collegiate start.

Lotsa Swats

Virginia Tech recorded 13 blocked shots in the win over West Virginia ... The last time Tech had reached double figures in blocked shots in a game was Feb. 10, 2010, when the Hokies blocked 12 shots in a win at NC State ... The last time Tech blocked more than 13 shots in a game was on Dec. 9, 2009, when the Hokies tied a school record of 15 blocks in a win over VMI in Cassell Coliseum ... Tech also blocked 15 shots in a win over Coastal Carolina on Dec. 4, 1993 ... Tech had nine blocked shots in the win over VMI and eight in the win over Winthrop.

Captain Ben

Although he is only a freshman, **Ben Emelogu** has been named a team captain this season for the Hokies ... The guard from Grand Prairie, Texas came to Tech during the summer and established himself with his teammates immediately, earning the honor ... It took a great effort to even play in the Western Carolina game, as Emelogu was suffering from flu-like symptoms and received an IV prior to the game ... He scored 16 points in 27 minutes in that victory.

Points for Pondering

Led VT in Scoring: Eddie (9), Smith (3), Wilson (3), Emelogu (2), Wood (1), Barksdale (1), Raines (1)

Double Figure Scoring Games: Eddie (14), Emelogu (8), Smith (7), Barksdale (6), Wilson (5), Wood (3), van Zegeren (2), Raines (2), Thompson (2), Johnston (1)

40-point Games: none

30-39-point Games: Eddie (1)

20-29-point Games: Eddie (4), Smith (2), Wilson (2), Emelogu (1), Raines (1)

Led VT in Rebounding: Eddie (6), van Zegeren (5), Wood (3), Thompson (3), Barksdale (2), Beyer (2), Emelogu (1), Wilson (1), Raines (1)

Double Figure Rebounding Games: Eddie (3), Thompson (2), Barksdale (1), van Zegeren (1)

Led VT in Assists: Wilson (14), Smith (3), Eddie (2), Emelogu (2)

Double Figure Assist Games: Wilson (1)

Double-Doubles: Eddie (3), Thompson (2), Barksdale (1)

Most Points in a Half: 61 (2nd vs. VMI)

Fewest Points in a Half: 22 (1st vs. VCU & 1st vs. UNCG)

Most Points Allowed in a Half: 59 (2nd vs. VMI)

Fewest Points Allowed in a Half: 17 (1st vs. Furman)

Largest Lead: 27 pts. (67-40 vs. UMES)

Largest Deficit: 34 pts. (47-81, vs. VCU)

Largest Margin of Victory: 25 pts. (81-56 vs. Radford)

Largest Margin of Defeat: 30 pts. (52-82 vs. VCU)

Largest Deficit Overcome in a Victory: 17 pts. (12-29, vs. WVU)

Largest Lead Lost in a Loss: 11 pts. (43-32 vs. UNCG)

Largest Halftime Lead: 23 pts. (46-23 vs. UMES)

Largest Halftime Deficit: 20 pts. (22-42 vs. VCU)

Average Margin of Victory: 14.6 ppp

Average Margin of Defeat: 9.7 ppp

Average Margin: +1.1 ppp

* - Includes ties

Rankin Leaves Team

Virginia Tech guard **Marquis Rankin** has decided to leave the team, effective immediately ... The junior from Charlotte, N.C., has not appeared in a game this season, due to personal reasons ... He has appeared in 53 career games, starting 13 times and averaged 3.0 points and 1.0 assists per game for his career ... He has decided to stay at Virginia Tech in order to work towards his undergraduate degree.

Early Start to Conference Play

The Hokies' 61-60 overtime win over Miami marked the conference opener for the Hokies and the Hurricanes ... This was the earliest date that Tech has won an ACC game, on the third-earliest date the Hokies had opened ACC play since joining the league in the 2004-05 season ... The earliest Tech ever opened an ACC season was on Dec. 4, 2005, a heart-breaking 77-75 loss at No. 1 Duke ... Tech also played arch-rival Virginia on Dec. 5, 2010.

Where to Find It

Many Virginia Tech men's basketball facts are available on hokiesports.com ... Below is a listing of URLs that may be helpful to the media.

The Last Time:

<http://www.hokiesports.com/lasttime.html>

Tech's all-time games against ranked opponents:

<http://www.hokiesports.com/mbasketball/rankedopp.html>

Opponent History:

<http://www.hokiesports.com/mbasketball/opponents.html>

Past Schedules:

<http://www.hokiesports.com/mbasketball/pastschedules.html>

All-time overtime games:

<http://www.hokiesports.com/lasttime.html> go to men's basketball and toggle the "Show Only OT Games" button

The Last Time page is customizable to search a wide range of topics.

Player bio pages have career highs, multiple splits and career game-by-game stats.

Virginia Tech Media Policies

Virginia Tech will adhere to the following media practices on the road this season ... Immediately following each Virginia Tech men's basketball road game, head coach **James Johnson** will address the team in the locker room ... After a 5-10 minute period, he will leave the locker room to do his radio interviews ... At this time, 3-4 Virginia Tech players will be available in the hall outside the team locker room, or in an area designated by the host SID ... This area will NOT be the post-game interview room ... This will be the only availability for Virginia Tech players post-game ... Following Coach Johnson's radio obligations, he will proceed directly to the post-game interview room and make his post-game remarks to the media there ... Players will not be available in the locker room area following Coach Johnson's post-game interviews.

Our Name, Please

When referring to Virginia Tech, we ask that you please leave it at that - Virginia Tech ... Virginia Tech University is not now and never has been a name for the school ... The official name of the university is Virginia Polytechnic Institute and State University ... "Vah Tech", VPI, VPI&SU, VPI and SU and Va. Tech are also not recognized names and should not be used ... VT is acceptable as a shortened, agate form ... When referring to the school by its nickname, please use "Hokies" ... Your help in these matters is appreciated.

Virginia Tech Athletics Communications

ON THE INTERNET

www.hokiesports.com

The official Web site of Virginia Tech athletics provides media and fans with schedules, results, rosters, bios, statistics, general releases and game notes on the Hokies.



The Gameday section has live stats, radio and television coverage information and other pertinent information. This section is for home games only.

hokiesports.com/media

A media-only Web site is designed to make the media's job easier. Here you will find high-resolution, color mug shots of every Hokie basketball player and coach available to download. Please contact the Athletics Communications Office for access to this media-only site.

Twitter

Follow the Hokies on Twitter @VT_MBBall.

Instagram

Follow the Hokies on Instagram @vthokiemb.

www.theacc.com

Updated standings, results, schedules, statistics and notes are posted each week during the season.

What is a Hokie?

That's the most frequently asked question regarding Virginia Tech athletics ... The answer leads all the way back to 1896 when Virginia Agricultural and Mechanical College changed its name to Virginia Polytechnic Institute ... With the change came the necessity for writing a new cheer and a contest for such a purpose was held by the student body ... Senior O.M. Stull won first prize for his "Old Hokie" yell which still is used today ... Later, when asked if "Hokie" had any special meaning, Stull explained the words he used had no hidden or symbolic meaning, but had been thought up in an effort to get attention ... Hokie soon became a nickname for all Tech teams and for those people loyal to Tech athletics.

How To Say It

Cassell Coliseum Castle
 Cadarian Raines.....suh-DARE-ee-un
 Christian BeyerBYE-ur
 Jarell Eddie.....ju-RELL
 Joey van Zegerenvan ZEG-rin
 Kurt Kanaskiekuh-NAS-key
 Marquis Rankin.....mar-KEES
 Ramon Williams.....RAY-mon
 Ben Emelogu.....eeh-MEL-o-goo
 Malik Muellermah-LEEK MEW-lur

WHO TO CONTACT

Request for Interviews

Men's Basketball ACO

Bill Dyer
 (540) 231-8852 - office
 (540) 998-5906 - cell
 wdyer@vt.edu

Secondary Contact

Rachel Perreault
 (540) 231-2228 - office
 (603) 767-6492 - cell
 rachelp5@vt.edu

Requests for Photos

Director of Photography

Dave Knachel
 (540) 231-1838
 dknachel@vt.edu



Bill Dyer

Associate Director of Athletics Communications



Rachel Perreault

Assistant Director of Athletics Communications

Attendance Figures

Virginia Tech, like other ACC schools, announces total tickets distributed at home games ... That includes season tickets, individual game tickets and student tickets.

ACC Legends

Here is a list of Virginia Tech players honored each year as an ACC Legend ... This season's honoree will be announced in late January.

ACC Legends

2005	Allan Bristow
2006	Dell Curry
2007	Bimbo Coles
2008	Glen Combs
2009	John Wetzel
2010	Chris Smith
2011	Wayne Robinson
2012	Dale Solomon
2013	Ace Custis
2014	???

Quite A Break

The VCU game was the Hokies' first game since winning their ACC opener at Miami on Dec. 8 ... The 13-day break was the longest for the Hokies since the 2007-08 season, when Tech opened the season on Nov. 9 with a win over Elon and did not play again until Nov. 22, when they defeated Eastern Washington in the Great Alaska Shootout in Anchorage.

Call It a Comeback

Virginia Tech trailed West Virginia, 29-12, with 8:21 remaining in the first half ... From that point forward, the Hokies outscored their rivals from Morgantown, 75-52, to claim an 87-82 victory ... The 17 points is the largest deficit overcome by the Hokies since Feb. 8, 2009, when Tech came back from an 18-point deficit in an overtime win at NC State ... In the overtime win at Miami, the Hokies came back from a 13-point second-half deficit, the largest deficit overcome in a conference game by Tech since the NC State game.

Eddie was Honored

Jarell Eddie was named the ACC Player of the Week for the week ending Dec. 9, 2013 ... This was the first time that Eddie won the award and is the first Hokie to earn the honor this season ... The same week, Tech women's basketball player Uju Ugoka won the same award for ACC women, marking the first time since joining the conference in 2004 that the Hokies have swept both the men's and women's award in the same week ... He was named to the All-Tournament team of the Coaches Vs. Cancer Classic ... In two games in Brooklyn, Eddie combined for 42 points, and 12 rebounds and registered his first double-double of the season ... He made a career-high six three-pointers in the loss to No. 1 Michigan State.

The Floor General

Devin Wilson has made a stellar debut at Virginia Tech ... Wilson played 34 minutes and scored four points, had four rebounds and three assists, while committing just three turnovers in the loss to USC Upstate... It marked the first time the Hokies had started a freshman at the point in a season-opener since Nov. 9, 2007, when Hank Thorns got the start against Elon in the first game of the 2007-08 season (That's correct, Malcolm Delaney came off the bench in that, his first collegiate game) ... In the win over West Virginia, Wilson scored 16 points and handed out four assists ... He had 11 points and eight assists in the win over Winthrop, playing a career-high 37 minutes ... Wilson leads the team in assists, steals and minutes played this season.

Hokies in ACC Stats

INDIVIDUALS	All		ACC	
	All	ACC	All	ACC
Scoring				
Jarell Eddie	11th	---	Scoring Offense	10th 13th
Assists			Scoring Defense	12th 8th
Devin Wilson	4th	10th	Scoring Margin	14th 13th
Steals			Free Throw Percentage	11th 15th
Devin Wilson	---	T 8th	Field Goal Percentages	12th 15th
3-pt. FG Percentage			Field Goal % Defense	7th 8th
Jarell Eddie	4th	---	3-pt. FG Percentage	2nd 6th
3-pt. FG Made			3-pt. FG% Defense	10th 13th
Jarell Eddie	2nd	T 5th	Rebounding Offense	3rd T 4th
Blocked Shots			Rebounding Defense	T 12th 14th
Joey van Zegeren	3rd	T 1st	Rebounding Margin	7th 14th
Assists/Turnover Ratio			Blocked Shots	3rd 6th
Devin Wilson	---	T 6th	Assists	12th 10th
Offensive Rebounds			Steals	15th 10th
Joey van Zegeren	---	6th	Turnover Margin	15th 6th
				
<i>includes games of Jan. 22, 2014</i>				

Tech Talk Live

Tech Talk LIVE!, Presented by Geico is broadcast every Monday night at Bull & Bones Brewhaus and Grill at the First and Main complex in Blacksburg.
 The radio program airs from 7-8 p.m. in front of a live audience, and can be heard on Virginia Tech IMG Sports Network radio affiliates throughout the region and on-line through Hokies All-Access.
 Coach **James Johnson** appears on the program. Fans are encouraged to attend and can submit a question or comment via hokiesports.com



On This Date

Virginia Tech is 14-14 all-time in games played on Jan. 25 ... Tech has lost its last two games on this date, most recently a 70-68 loss to BYU in 2012 ... Tech is 7-8 in road games on this date ... The Hokies is 1-3 against Virginia on this date and are 1-1 in ACC games on Jan. 25 (none of the previous games against UVA have been ACC games ... Tech is 4-6 against current ACC teams on this date ... Tech is 443-410 all-time on Saturdays and is 0-5 on Saturday this season.

Radio Network

Abingdon.....	WFHG-FM	92.7 FM
Blacksburg.....	WBRW-FM	105.3 FM
Blackstone.....	WBBC-FM	93.5 FM
Bluefield, WV.....	WKOY-FM	100.9 FM
Bristol.....	WFHG-AM	980 AM
Charlottesville.....	WKAV-AM	1400 AM
Clifton Forge.....	WJVR-FM	101.9 FM
Clincho.....	WDIC-AM	1430 AM
Clintwood.....	WDIC-FM	92.1 FM
Danville/Chatham/Gretna	WMNA-FM	106.3 FM
Galax.....	WWWJ-AM	1360 AM
Gate City.....	WGAT-AM	1050 AM
Harrisonburg.....	WSIG-FM	96.9 FM
Jacksonville, N.C.....	WAVQ-AM	1400 AM
Lebanon.....	WLRV-AM	1380 AM
Luray.....	WMXH-FM	105.7 FM
Lynchburg.....	WLNI-FM	105.9 FM
Marion.....	WOLD-FM	102.5 FM
Martinsville.....	WMVA-AM	1450 AM
Morningside, Md.....	WNEW-AM	1580 AM
New Bern, N.C.....	WWNB-AM	1490 AM
New Bern, NC.....	WWNB-FM	103.9 FM
Norfolk.....	WNIS-AM	790 AM
Richmond.....	WRNL-AM	910 AM
Richmond.....	WRVA-AM	*1140 AM
Roanoke.....	WSNV-FM	93.5 FM
Staunton.....	WTON-AM	1240 AM
Tazewell.....	WKOY-FM	100.9 FM
Warsaw.....	WNNT-FM	107.5 FM
Warsaw.....	WNNT-AM	690 AM
Washington, DC.....	WJFK-FM	106.7 FM
White Stone.....	WIGO-FM	104.9 FM
Winchester.....	WINC-AM	1400 AM
Wytheville.....	WXBX-FM	95.3 FM

* Station will carry night games only

VT vs. The Conferences

ACC REGULAR SEASON	1-5
Atlantic 10 (VCU)	0-1
Atlantic Sun (USC Upstate)	0-1
Big 12 (West Virginia)	1-0
Big East (Seton Hall).....	0-1
Big South (VMI, Radford, Winthrop).....	3-0
Big Ten (Michigan State)	0-1
MEAC (UMES)	1-0
Southern (WCU, UNCG, Furman)	2-1
Total	8-10

Career Scoring

Here is where **Jarell Eddie** stands as he nears the list of 1,000-point scorers at Virginia Tech.

Career Scoring

38. Jay Purcell (1990-94).....	1,075
39. Marshall Ashford (1975-79).....	1,058
40. Russell Davis (1974-76)	1,052
41. Chris Ellis (1966-69).....	1,050
42. Jarell Eddie (2010-present)	1,038

NCAA Stats

As of Jan 20, 2014, the Hokies are 21st in the nation in three-point field goal percentage, 29th in blocked shots per game, 31st in field goal percentage defense and tied for 40th in three-point field goals per game.

Career Free Throw Percentage

Here is where **Jarell Eddie** stands on the list of career free throw percentage at Virginia Tech.

Career Free Throw Percentage

1. Malcom Delaney (2007-11).....	.845
2. Phil Thieneman (1974-77).....	.842
3. Howard Pardue (1961-64).....	.827
4. Jarell Eddie (2010-present)825
5. Eddie Lucas (1997-99)817

Compare & Contrast

VT	UVa
70.1	Points
69.0	Points Allowed
42.9%	FG%
39.9%	FG% Defense
40.1%	3FG%
33.2%	3FG% Defense
66.4%	FT%
39.1	Rebounds
+4.1	Rebound Margin.....
12.3	Assists
12.9	Turnovers.....
3.3.....	Steals.....
5.4.....	Blocks

The Multi-Lingual Big Man

Communicating with forward **Joey van Zegeren** is easy for most students at Virginia Tech, regardless of nationality ... The redshirt sophomore from The Netherlands is fluent in five languages and has understanding of several others ... If you see him around campus, make sure to say "Hello", or "Hola", or "Hallo", or "Bonjour", or, well, you get the idea.

Five Doubles is Rare

When **Marshall Wood** recorded his first career double-double in the overtime loss at NC State last season, he became the fifth Hokie to record a double-double during that season (and the fourth to record his first career double-double last season) ... That was the first season since at least the 1989-90 season that five Hokies have recorded double-doubles in the same season ... Nine games into this season, three Hokies, **Trevor Thompson, Jarell Eddie** and **C.J. Barksdale**, have recorded double-doubles for the Hokies.

Excuse Them, They're New

In the win over West Virginia, the three leading scorers for the Hokies were all playing in just their second games in a Tech uniform ... **Ben Emelogu** (22 pts.), **Adam Smith** (19 pts.) and **Devin Wilson** (16 pts.) all made their Virginia Tech debuts just three days earlier ... Smith played two seasons ago as a freshman at UNC Wilmington and Emelogu and Wilson are both freshmen.

Welcoming Back Old Foes

The Hokies welcomed back two traditional rivals to the schedule last season and added another this season ... Tech defeated VMI, 95-80, on Nov. 15 in a rivalry that dates back to 1909 and defeated West Virginia, 87-82, in Blacksburg on Nov. 12 ... Tech and WVU first met in basketball in 1921 and have played 78 times since then ... The teams had last met in the 2003-04 season, the Hokies' last season as a member of the BIG EAST Conference ... This season, the Hokies have added Radford back to the schedule, defeating the Highlanders, 81-56, on Nov. 29 ... Although the two schools have now met only six times since first playing in 1987, the Highlanders are, geographically, the closest Division I school to Virginia Tech, sharing the New River Valley ... The loss to VCU was the first meeting between the two schools since the 1994-95 season.

2013-14 Starters

Wilson, Smith, Eddie, Wood, Raines	3-2
Wilson, Smith, Eddie, Barksdale, Raines	1-1
Wilson, Johnston, Eddie, Barksdale, van Zegeren.....	1-1
Wilson, Smith, Eddie, Barksdale, van Zegeren	1-0
Wilson, Johnston, Eddie, Wood, van Zegeren	1-0
Wilson, Emelogu, Eddie, Wood, van Zegeren.....	1-2
Wilson, Emelogu, Eddie, Thompson, van Zegeren.....	0-1
Wilson, Emelogu, Eddie, Barksdale, van Zegeren	0-2
Wilson, Smith, Beyer, Barksdale, van Zegeren.....	0-1

That's A Lot in A Little

The win over VMI was the final game in a stretch that saw the Hokies open the season with four games in the first nine days of the regular season.

Big Lead in the Locker Room

Virginia Tech took a 38-18 lead into the locker room at halftime in the win over Western Carolina ... The 20-point lead was the Hokies' largest halftime lead since a 44-24 lead against Wake Forest in Cassell Coliseum on Jan. 15, 2011 ... The last time the Hokies led by more than 20 points at the half was a 50-11 lead over Mount St. Mary's in Cassell Coliseum on Jan. 2, 2011.


They Were the Champions, My Friends

On the weekend on Oct. 26, 2013, Virginia Tech welcomed the 1973 NIT Champion basketball team back to campus for their 40th reunion ... That team, coached by Don DeVoe, defeated New Mexico, Fairfield, Alabama and Notre Dame in Madison Square Garden to capture the school's first-ever NIT title ... Tech downed the Irish, 92-91 in overtime in the championship game ... Bobby Stevens hit a jumper at the buzzer to claim the win.

Joey van Zegeren is tied for the ACC lead in blocked shots in league games.

The Last Time That...

- Tech scored 100 points and won: 105-92, vs. VMI, 11-18-13
- Tech scored 100 points and lost: 100-104 2OT vs. Maryland, 2-27-10
- Tech played in overtime: 61-60, OT, at Miami, 12-8-13
- Tech played in consecutive overtime games: 75-74 at Clemson, 2-8-06 & 77-81 at Virginia, 2-11-06
- Tech played 2 OT: 100-104, 2OT vs. Maryland, 2-27-10
- Tech played 3 OT: 86-90 at WVU, 2-2-83
- Tech scored 100+ points: 105-92, vs. VMI, 11-18-13
- Tech scored 90-99 points: 95-79, vs. Iowa, 11-27-12
- Tech scored 80-89 points: 82-66, vs. UMES, 12-31-13
- Tech scored 70-79 points: 77-83, vs. Wake Forest, 1-22-14
- Tech scored 60-69 points: 63-70, at Notre Dame, 1-19-14
- Tech scored 50-59 points: 57-62, vs. Boston College, 1-11-14
- Tech scored 40-49 points: 49-56 vs. Clemson, 1-15-14
- Tech scored 30-39 points: 33-43 at East Carolina, 1966-67 season
- Tech scored 20-29 points: 27-40 at McGuire Gen., 1945-46 season
- Tech scored 10-19 points: 16-45 at Virginia, 1938-1939 season
- Tech scored less than 10 points: 7-31 at W&L, 1922-1923 season
- Tech allowed 100+ points: 100-104, 2OT vs. Maryland, 2-27-10
- Tech allowed 90-99 points: 77-96, vs. Michigan State, 11-22-13
- Tech allowed 80-89 points: 77-83, vs. Wake Forest, 1-22-14
- Tech allowed 70-79 points: 63-70, at Notre Dame, 1-19-14
- Tech allowed 60-69 points: 57-62, vs. Boston College, 1-11-14
- Tech allowed 50-59 points: 49-56 vs. Clemson, 1-15-14
- Tech allowed 40-49 points: 70-49, vs. Mississippi Valley State, 12-10-12
- Tech allowed 30-39 points: 99-34, vs. Mount St. Mary's, 1-2-11
- Tech allowed 20-29 points: 31-25 vs. Richmond, 2-1-46
- Tech allowed 10-19 points: 60-19 vs. Lynchburg College, 1-9-46
- Tech allowed less than 10 points: 28-9 vs. Hampden-Sydney, 1-17-23
- Largest margin of victory: 83 points vs. Randolph Macon Academy, 87-4, 1-10-11
- Largest margin of victory in an ACC game: 29 points vs. Wake Forest, 94-65, 1-15-11
- Two Tech players recorded double-doubles in a game: C.J. Barksdale (14 pts./10 rebs.) & Jarell Eddie (13 pts./10 rebs.) vs. Radford, 11-29-13
- Two Tech players recorded double-doubles in consecutive games: vs. UNC, ACC Tournament, 3-13-09 and vs. Duquesne, NIT, 3-18-09
- Tech player had five or more steals: Manny Atkins (5) vs. Mount St. Mary's, 1-2-11
- Tech player had 10 or more assists in a game: Devin Wilson (11) vs. Furman, 11-26-13
- Tech player had 20 or more rebounds in a game: Jeff Allen (21) vs. Longwood, 12-14-08
- Two Tech players had double figures in rebounds: C.J. Barksdale (10 rebs.) & Jarell Eddie (10 rebs.) vs. Radford, 11-29-13
- Two Tech players had five or more assists: Devin Wilson (5) & Adam Smith (5) vs. Michigan State, 11-22-13
- Two Tech players scored 20 or more points: Devin Wilson (26 points) & Jarell Eddie (20 points) vs. Wake Forest, 1-22-14
- Two Tech players scored 20 or more points in consecutive games: Erick Green & Jarell Eddie 11-19-12 & 11-23-12
- Tech freshman scored 20 or more points in a game: 26, Devin Wilson, vs. Wake Forest, 1-22-14



Virginia Tech Streaks

	Total	Home	Road	Neutral
Overall	Lost 5	Lost 4	Lost 1	Lost 6
ACC*	Lost 5	Lost 4	Lost 1	---
Non-Conference	Won 1	Won 1	Lost 1	Lost 6

* - regular season games only

Longest winning streak this season 4, 11-26/12-8
 Longest losing streak this season 5, Current

Coming Next Year

Virginia Tech has announced the signing of three players to national letters of intent ... Justin Bibbs, a 6-5, 205 lbs., guard from Dayton, Ohio, Jalen Hudson, a 6-5, 190 lbs. guard from Akron, Ohio and T.J. Lang, a 6-7, 190 lbs., wing from Mobile, Ala., all signed with the Hokies on Nov. 13 and will join the program in the fall of 2014.

The Last Time That...

Two Tech freshmen scored in double figures in a game: Trevor Thompson (10 pts.) & Devin Wilson (26 pts.) vs. Wake Forest, 1-22-14
 Tech player scored 30-39 points in a game: 34, Jarell Eddie vs. Winthrop, 12-3-13
 Tech player scored 40-49 points in a game: 41, Dorenzo Hudson vs. Seton Hall, 1-2-10
 Tech player scored 50+ points in a game: 51, Bimbo Coles vs. Southern Miss., 2-6-88
 Tech defeated a ranked opponent on the road: 80-77 at No. 12/13 Clemson, 2-25-09
 Tech defeated a ranked opponent at home: 81-71, vs. No. 15/17 Oklahoma State, 12-1-12
 Tech defeated a ranked opponent on a neutral court: 72-64, vs. No. 21 Virginia, 12-28-95, Roanoke Civic Center
 Tech player had consecutive double-doubles: Jarell Eddie, 11-26-13 & 11-29-13
 Tech player had seven consecutive double-doubles: Jeff Allen, 1-25-11, 1-30-11, 2-2-11, 2-5-11, 2-13-11, 2-15-11 & 2-19-11
 Tech held opponent without a double-figure scorer: 65-47 vs. Miami, ACC Tournament, 3-12-09
 Tech had five players score in double figures: 75-54, vs. Furman, 11-26-13
 Tech had six players score in double figures: vs. Wake Forest, 1-15-11
 Tech did not make a three-point field goal: at Providence, 2-1-03
 Tech's opponent did not make a three-point field goal: at NC State, 2-10-10
 Tech did not shoot a free throw in the first half: at Miami, 12-8-13
 Tech did not shoot a free throw in the second half: vs. Virginia, 12-5-10
 Tech allowed a triple-double: Iman Shumpert (22 pts., 12 rebs., 11 assists), at Georgia Tech, 1-25-11
 Tech held an opponent under 10 points in a half: 9 points, vs. Eastern Michigan, 12-22-11
 Tech held an opponent under 20 points in a half: 17 pts., vs. Furman, 11-26-13
 Tech had double-figures in blocked shots: 13, 87-82, vs. West Virginia, 11-12-13
 Tech came back from a double-figure deficit to win: 13 pts. (37-24), at Miami, 12-8-13
 Tech led by 20-or-more points at half time of a game: 20 pts., 38-18, vs. WCU, 11-15-13

Beecher Joins the Hall

Former Virginia Tech men's basketball player Bobby Beecher was inducted into the Virginia Tech Sports Hall of Fame on Nov. 5 ... As a senior, Beecher averaged 14.3 points and 7.9 rebounds to finish his Tech career eighth in scoring (1,548 pts.) and sixth in rebounds (797) ... He played in 128 of 129 games as a Hokie, starting 126. Currently, he still ranks third all-time at Tech in blocked shots (170) and stands in the top 10 in career rebounds, field goals made (640) and free-throw percentage (.807). He is 16th all-time in scoring ... Beecher, who was selected in the fourth round of the 1986 NBA Draft by the Sacramento Kings, earned his Tech degree in human services with an emphasis in family and child development ... Beecher was joined in the 2013 Class by MLB pitcher Joe Saunders, softball's Clarisa Crowell, PGA Tour member Johnson Wagner, VT tennis great Jimmy Milley and former NFL player John Engelberger.

What's Next

The Hokies continue on the road, as they visit Chestnut Hill to face Boston College on Wednesday night ... The game will tip-off at 7 p.m. and will be televised by regional sports networks.

Freshman Points

Since 1999, Virginia Tech freshmen have scored 20-or-more points in a game 18 times, most recently a 26-point game by Devin Wilson vs. Wake Forest on Jan. 22 ... Here is a list of the top five performances on that list.

29	A.D. Vassallo at Wake Forest, 1-28-06
26	Devin Wilson vs. Wake Forest, 1-22-14
24	Brian Chase vs. La Salle, 3-1-00
23	Brian Chase at Rhode Island, 2-12-00
22	Brian Chase vs. Auburn, 12-21-99 (San Juan)
22	Ben Emelogu vs. West Virginia, 11-12-13

In the Cassell in the ACC

Virginia Tech is 117-47 in Cassell Coliseum as a member of the ACC ... Here is a year-by-year breakdown.

	<i>Regular</i>	<i>Post</i>	<i>Overall</i>
2004-05	12-3	1-0	13-3
2005-06	10-7	0-0	10-7
2006-07	13-2	0-0	13-2
2007-08	12-2	2-1	14-3
2008-09	9-5	1-1	10-6
2009-10	15-1	2-1	17-2
2010-11	11-3	1-1	12-4
2011-12	11-7	---	11-7
2012-13	10-7	---	10-7
2013-14	7-6	---	7-6
Totals	110-43	7-4	117-47

VT App

Virginia Tech basketball game broadcasts can be heard throughout the mid-Atlantic region on a network of radio stations and on SiriusXM Satellite radio ... Fans can also follow the action of the Virginia Tech IMG Sports Network on their iPhone, Android and BlackBerry devices ... The official mobile application of Virginia Tech athletics, HokiesXtra, offers easy and instant access to up-to-the-minute news, scores, live game play-by-play, stats, schedules and rosters, streaming audio and more.

The free mobile application will include access to the following features:

HEADLINES
 LIVE GAME SCORING
 SCHEDULES AND SCORES
 LIVE SCORING UPDATES
 PLAY-BY-PLAY COVERAGE
 PLAYER AND TEAM STATS
 BOX SCORE
 ON-DEMAND VIDEO
 (SUBJECT TO VIDEO AVAILABILITY)
 ROSTERS
 IN-APP ALERT SYSTEM
 SHARING VIA EMAIL AND FACEBOOK

Head Coach James Johnson



James Johnson is in his second season as Virginia Tech's head men's basketball coach. Johnson's up-tempo style of offense energized the Hokie fan base in his first season and, with a fresh infusion of talent for the 2013-14 season, Tech will see a more pressure-oriented defense.

During Johnson's first season, senior guard Erick Green became the first Hokie ever to be named the Atlantic Coast Conference Player of the Year and to lead the nation in scoring. Johnson and the Hokies defeated No. 15 Oklahoma State in December in Cassell Coliseum, earning the new coach a victory in his first-ever game against a nationally-ranked team.

Just as important, two Hokies, Jarell Eddie and Christian Beyer were named to the All-ACC Academic team. Johnson has renewed a pledge to better involve the program into the daily life of the Virginia Tech campus and the New River Valley community. In the past year, the program became a part of the Christmas Store, Special Olympics and other activities and charities in the area.

No stranger to the Hokie Nation, Johnson spent the previous five seasons on the men's basketball staff at Virginia Tech. He was an assistant coach from 2007-2011 before being promoted to associate head coach prior to last season. He had accepted an assistant coaches' position at Clemson on April

13 of this year, but returns to Blacksburg to take over the reins of the men's basketball program. Director of Athletics Jim Weaver named Johnson to the position on May 1, 2012.

"I am pleased with Coach Johnson's first year as head coach," Weaver said. "He has surrounded himself with an excellent staff who cares about the players and their development in both the classroom and the basketball court."

Johnson joined the Hokies following two seasons as an assistant at George Mason. While at Mason, he focused on organizing the team's defensive efforts in practice and games. The Patriots were a combined 45-23 in his two seasons and advanced to the 2006 NCAA Final Four. Before GMU, Johnson spent two seasons as an assistant coach at Penn State. He was the recruitment coordinator for the Nittany Lions. Prior to Penn State, Johnson had a one-year stint as an assistant at the College of Charleston and he spent two years as an assistant at Elon.

"Virginia Tech and the Hokie Nation have a special place in my heart and I am blessed and excited for the opportunity to become the head basketball coach," Johnson said at the time of his hiring. "I look forward to working with a great group of young men and moving forward with this program."

Johnson, a native of Powhatan, Va.,



James Johnson is in his second season as the head coach of the Hokies.



was a four-year player and three-year starter at Ferrum College. A three-time Defensive Player of the Year, he helped guide his team to two conference championships and a berth in the NCAA Division III Tournament. He was also voted his team's Most Valuable Player in 1993. In 2001, Johnson was selected as one of the Top 10 players in Ferrum basketball history. In September of 2009, Johnson was elected into the Ferrum College Athletic Hall of Fame.

After graduating from Ferrum with a bachelor of science in psychology in 1993, he immediately stepped into the coaching ranks at his alma mater and served as an assistant for two seasons. Johnson helped guide the Panthers to a regular-season conference title. In 1995, Johnson moved on to Longwood College as an assistant and then spent one year at Hargrave Military Academy, where he worked with the post-graduate team. In 1997, he began a three-year run as an assistant at Old Dominion. Johnson is a member of the Black Coaches Association (BCA) and the National Association of Basketball Coaches (NABC). In March 2001, Rivals.com named Johnson one of the Top 20 Assistant Coaches at Mid-Major Division I Schools. He was a squad leader in the Army National Guard from 1989-91.

2013-14 VIRGINIA TECH

MEN'S BASKETBALL ROSTER

Alphabetical Listing

No.	Name	POS	HT	WT	CL	HOMETOWN	HS/OTHER
42	C.J. Barksdale	F	6-8	235	Jr.	Danville, Va.	Hargrave Military Academy
22	Christian Beyer	F	6-7	200	Jr.	New Bern, N.C.	New Bern
14	Greg Donlon	F	6-8	230	So.	Midlothian, Va.	Cosby
31	Jarell Eddie	F	6-7	220	Sr.	Charlotte, N.C.	The Cannon School
15	Ben Emelogu	G	6-5	205	Fr.	Grand Prairie, Tex.	South Grand Prairie
25	Will Johnston	G	6-3	185	Jr.	Midlothian, Va.	Midlothian
21	Maurice Kirby	F	6-9	235	Fr.	Chandler, Ariz.	Basha
1	Malik Mueller*	G	6-3	210	Fr.	Ehingen, Germany	Urspring
4	Cadarian Raines	F	6-9	238	r-Sr.	Petersburg, Va.	Petersburg
3	Adam Smith	G	6-1	170	r-So.	Jonesboro, Ga.	Fayette County
32	Trevor Thompson	F	6-11	210	Fr.	Indianapolis, Ind.	St. John's Northwestern Military Academy
2	Joey van Zegeren	F	6-10	225	r-So.	Hoogeveen, The Netherlands	Canarias Basketball Academy
11	Devin Wilson	G	6-4	185	Fr.	McKees Rocks, Pa.	Montour
33	Marshall Wood	F	6-8	230	So.	Rustburg, Va.	Rustburg

Numerical Listing

No.	Name	POS	HT	WT	CL	HOMETOWN	HS/OTHER
1	Malik Mueller*	G	6-3	210	Fr.	Ehingen, Germany	Urspring
2	Joey van Zegeren	F	6-10	225	r-So.	Hoogeveen, The Netherlands	Canarias Basketball Academy
3	Adam Smith	G	6-1	170	r-So.	Jonesboro, Ga.	Fayette County
4	Cadarian Raines	F	6-9	238	r-Sr.	Petersburg, Va.	Petersburg
11	Devin Wilson	G	6-4	185	Fr.	McKees Rocks, Pa.	Montour
14	Greg Donlon	F	6-8	230	So.	Midlothian, Va.	Cosby
15	Ben Emelogu	G	6-5	205	Fr.	Grand Prairie, Tex.	South Grand Prairie
21	Maurice Kirby	F	6-9	235	Fr.	Chandler, Ariz.	Basha
22	Christian Beyer	F	6-7	200	Jr.	New Bern, N.C.	New Bern
25	Will Johnston	G	6-3	185	Jr.	Midlothian, Va.	Midlothian
31	Jarell Eddie	F	6-7	220	Sr.	Charlotte, N.C.	The Cannon School
32	Trevor Thompson	F	6-11	210	Fr.	Indianapolis, Ind.	St. John's Northwestern Military Academy
33	Marshall Wood	F	6-8	230	So.	Rustburg, Va.	Rustburg
42	C.J. Barksdale	F	6-8	235	Jr.	Danville, Va.	Hargrave Military Academy

* - Must sit out 2013-14 season

Coaching Staff

Head Coach: James Johnson (Ferrum, 1993)

Assistant Coaches: Kurt Kanaskie (La Salle, 1980), Andy Moore (Muskingum College, 1992), Ramon Williams (VMI, 1990)

Director of Men's Basketball Operations: Rob Harris (Shenandoah, 1991)

Director of Strength & Conditioning, Basketball Programs: David Jackson (Virginia Tech, 1997)

(as of 12-30-2013)

CADARIAN RAINES

R-SENIOR • FORWARD • 6-9 • 238
PETERSBURG, VA. • PETERSBURG

#4



SEASON STATISTICS

SEASON/CAREER GAME HIGHS

Opponent	Min	FG-A-%	3FG-A-%	FT-A-%	O-D-T	A	TO	Blk	Stl	Pts
- USC UPSTATE #	26	7-10-.700	0-0-.000	3-4-.750	0-4-4	1	1	0	1	17
- WEST VIRGINIA	16	1-2-.500	0-0-.000	2-2-1.000	1-3-4	0	3	5	0	4
- WESTERN CAROLINA #	21	1-3-.333	0-0-.000	3-5-.600	3-4-7	2	0	0	3	5
- VMI	21	3-3-1.000	0-0-.000	3-4-.750	4-1-5	2	3	2	0	9
- No. 1 Michigan State #	12	0-5-.000	0-0-.000	0-0-.000	1-1-2	0	1	0	0	0
- Seton Hall #	18	2-3-.667	0-0-.000	0-0-.000	1-3-4	0	2	0	0	4
- FURMAN	3	0-0-.000	0-0-.000	0-0-.000	0-1-1	0	0	0	0	0
RADFORD		-- DNP --								
WINTHROP	15	3-4-.750	0-0-.000	2-2-1.000	2-2-4	1	0	2	0	8
Miami *	11	0-1-.000	0-0-.000	0-0-.000	0-1-1	0	0	0	0	0
Virginia Commonwealth ^		-- DNP --								
UNCG	7	0-0-.000	0-0-.000	0-2-.000	0-1-1	0	1	0	0	0
MAYLAND-EASTERN SHORE	9	2-3-.667	0-0-.000	1-2-.500	0-1-1	0	0	0	0	5
No. 2 SYRACUSE *	14	1-2-.500	0-0-.000	1-2-.500	0-1-1	1	1	0	0	1
BOSTON COLLEGE *		-- DNP --								
CLEMSON *		-- DNP --								
Notre Dame *	22	8-15-.533	0-0-.000	4-7-.571	4-2-6	0	1	0	0	20
WAKE FOREST *	24	2-10-.200	0-0-.000	1-2-.500	1-2-3	1	1	1	0	5
Virginia *										
Boston College *										
MARYLAND *										
Florida State *										
Pittsburg *										
MIAMI *										
VIRGINIA *										
NC STATE *										
Duke										
NORTH CAROLINA *										
Maryland *										
Georgia Tech *										

* - ACC games; # - Coaches vs. Cancer Classic; ^ - Governor's Holiday Hoops Classic.

POINTS

Season	20 at Notre Dame (1/19/14)
Career	20 at Notre Dame (1/19/14)
ACC	20 at Notre Dame (1/19/14)

MINUTES PLAYED

Season	26 vs. USC Upstate (11/9/13)
Career	41 at North Carolina (2/2/13)
ACC	41 at North Carolina (2/2/13)

FIELD GOALS MADE

Season	8 at Notre Dame (1/19/14)
Career	8 at Notre Dame (1/19/14)
ACC	8 at Notre Dame (1/19/14)

FIELD GOAL ATTEMPTS

Season	15 at Notre Dame (1/19/14)
Career	15 at Notre Dame (1/19/14)
ACC	15 at Notre Dame (1/19/14)

3-PT FIELD GOALS MADE

Season	N/A
Career	N/A
ACC	N/A

3-PT FIELD GOAL ATTEMPTS

Season	N/A
Career	N/A
ACC	N/A

FREE THROWS MADE

Season	4 at Notre Dame (1/19/14)
Career	5 vs GT (2/18/12), vs Iowa (11/27/12)
ACC	5 vs Georgia Tech (2/18/12)

FREE THROW ATTEMPTS

Season	7 at Notre Dame (1/19/14)
Career	8 vs Georgia Tech (2/18/12)
ACC	8 vs Georgia Tech (2/18/12)

REBOUNDS

Season	7 vs. Western Carolina (11/15/13)
Career	13 at MD (1/5/13), vs WF (1/19/13)
ACC	13 at MD (1/5/13), vs WF (1/19/13)

ASSISTS

Season	2 vs WCU (11/15/13), vs VMI (11/18/13)
Career	3 vs Wake Forest (1/19/13)
ACC	3 vs Wake Forest (1/19/13)

BLOCKS

Season	5 vs West Virginia (11/12/13)
Career	5, 3x, vs West Virginia (11/12/13)
ACC	5 vs Maryland (2/7/13)

STEALS

Season	3 vs. Western Carolina (11/15/13)
Career	3 at URI (12/7/11), vs. WCU (11/15/13)
ACC	2, 3x, last vs Miami (1/30/13)



2013-2014 NOTES

Has played in 14 games, making seven starts ... Scored 17 points in the season opener against USC Upstate ... Matched a career high with five blocks in the win over West Virginia ... Had three steals and seven rebounds against Western Carolina ... Scored nine points and grabbed nine rebounds against VMI ... Scored four points and grabbed four rebounds against Seton Hall ... Put up eight points in 15 minutes of action against Winthrop ... Scored five points against UMES ... Scored a career-high 20 points and added six rebounds at Notre Dame.


CAREER STATISTICS

Year	GP-GS	Min-Avg.	FGM-FGA-Pct.	3FG-FGA-Pct.	FTM-FTA-Pct.	Off.-Def.	Reb-Avg.	A-TO	Blk	Stl	TP-Avg.
09-10	21-0	165-7.9	12-34-.353	0-0-.000	7-14-.500	20-17	37-1.8	3-6	16	4	31-1.5
10-11	4-0	21-5.3	1-4-.250	0-0-.000	0-0-.000	1-1	2-0.5	0-0	1	0	2-0.5
11-12	33-9	620-18.8	83-161-.516	0-0-.000	29-56-.518	63-67	130-3.9	13-25	25	23	195-5.9
12-13	32-30	790-24.7	94-195-.482	0-0-.000	23-53-.434	88-116	204-6.4	18-36	34	13	211-6.6
13-14	14-7	219-15.6	30-61-.492	0-0-.000	20-32-.625	17-27	44-3.1	8-14	10	4	80-5.7
Career	104-46	1815-17.4	220-455-.484	0-0-.000	79-155-.510	189-228	417-4.0	42-81	86	44	519-5.0

JARELL EDDIE

SENIOR • FORWARD • 6-7 • 209
CHARLOTTE, N.C. • THE CANNON SCHOOL

#31



SEASON STATISTICS

SEASON/CAREER GAME HIGHS

Opponent	Min	FG-A-%	3FG-A-%	FT-A-%	O-D-T	A	TO	Blk	Stl	Pts
-USC UPSTATE #	35	6-21-.286	2-9-.222	4-5-.800	0-7-7	1	2	0	1	18
-WEST VIRGINIA	23	3-8-.375	0-1-.000	4-5-.800	1-2-3	1	3	0	0	10
-WESTERN CAROLINA #	29	6-10-.600	3-5-.600	2-3-.667	1-5-6	0	0	1	0	17
-VMI	33	7-12-.583	5-5-1.000	2-2-1.000	2-5-7	1	2	0	0	21
-No. 1 Michigan State #	24	7-12-.583	6-9-.667	3-3-1.000	0-1-1	0	0	0	0	23
-Seton Hall #	37	6-19-.314	3-8-.375	4-5-.800	1-10-11	4	2	4	1	19
-FURMAN	33	6-15-.400	2-9-.222	0-0-.000	3-7-10	2	0	1	0	14
-RADFORD	34	5-14-.357	2-4-.500	1-1-1.000	1-9-10	2	2	1	0	13
-WINTHROP	37	13-18-.722	6-8-.750	2-2-1.000	1-6-7	2	2	0	1	34
-Miami *	43	9-23-.391	6-14-.267	0-0-.000	1-7-8	0	2	0	2	24
-Virginia Commonwealth ^	32	4-10-.400	4-7-.571	0-4-.000	1-0-1	4	5	0	0	12
-UNCG	37	1-12-.083	0-4-.000	2-2-1.000	1-1-2	2	3	0	0	4
-MAYLAND-EASTERN SHORE	31	5-11-.455	3-6-.500	4-4-1.000	1-8-9	1	1	1	0	17
-No. 2 SYRACUSE *	29	2-9-.222	2-5-.400	0-0-.000	1-1-2	3	1	1	0	6
-BOSTON COLLEGE *	30	3-14-.241	1-6-.167	3-3-1.000	1-7-8	1	2	1	0	10
-CLEMSON *	33	1-6-.167	1-5-.200	0-0-.000	0-2-2	3	2	0	1	3
Notre Dame *	24	1-5-.200	0-1-.000	0-0-.000	1-3-4	1	3	0	1	2
WAKE FOREST *	35	5-16-.313	4-10-.400	6-6-1.000	2-3-5	1	0	0	0	20
Virginia *										
Boston College *										
MARYLAND *										
Florida State *										
Pittsburg *										
MIAMI *										
VIRGINIA *										
NC STATE *										
Duke										
NORTH CAROLINA *										
Maryland *										
Georgia Tech *										

*- ACC games; # - Coaches vs. Cancer Classic; ^ - Governor's Holiday Hoops Classic.

POINTS

Season	34 vs Winthrop (12/3/13)
Career	34 vs Winthrop (12/3/13)
ACC	24 at Miami (12/8/13)

MINUTES PLAYED

Season	43 at Miami (12/8/13)
Career	43 at Miami (12/8/13)
ACC	43 at Miami (12/8/13)

FIELD GOALS MADE

Season	13 vs Winthrop (12/3/13)
Career	13 vs Winthrop (12/3/13)
ACC	9 vs NC State (3/14/13), at Miami (12/8/13)

FIELD GOAL ATTEMPTS

Season	23 at Miami (12/8/13)
Career	23 at Miami (12/8/13)
ACC	23 at Miami (12/8/13)

3-PT FIELD GOALS MADE

Season	6, 3x, last at Miami (12/8/13)
Career	6, 3x, last at Miami (12/8/13)
ACC	6 at Miami (12/8/13)

3-PT FIELD GOAL ATTEMPTS

Season	14 at Miami (12/8/13)
Career	14 at Miami (12/8/13)
ACC	14 at Miami (12/8/13)

FREE THROWS MADE

Season	6 vs Wake Forest (1/22/14)
Career	9 at UNCG (11/19/12)
ACC	7 at Clemson (1/27/13)

FREE THROW ATTEMPTS

Season	6 vs Wake Forest (1/22/14)
Career	10 at UNCG (11/19/12)
ACC	8 at Clemson (1/27/13)

REBOUNDS

Season	11 vs Seton Hall (11/23/13)
Career	14 vs BYU (1/25/12)
ACC	10 at Virginia (1/22/12)

ASSISTS

Season	4 vs SHU (11/23/13), vs VCU (12/21/13)
Career	5 vs Syracuse (11/23/11), vs BYU (1/25/12)
ACC	4 vs Georgia Tech (2/18/12)

BLOCKS

Season	4 vs Seton Hall (11/23/13)
Career	4 vs Seton Hall (11/23/13)
ACC	3 vs Georgia Tech (2/9/13)

STEALS

Season	2 at Miami (12/8/13)
Career	3 vs Iowa (11/27/12)
ACC	2, 3x, last at Miami (12/8/13)



2013-2014 NOTES

Has played in all 18 games, missing just one start ... Led the team with 18 points, also grabbing seven boards against USC Upstate ... Scored 10 points in the win over West Virginia ... Scored 17 points and brought down six rebounds against Western Carolina ... Was a perfect 5-for-5 from three-point range, finishing the game against VMI with 21 points and seven rebounds ... Made six threes enroute to a 23-point night against Michigan State ... Posted his first double-double of the season grabbing 11 rebounds and scoring 19 points, while also adding four assists and four blocks against Seton Hall ... Made it back-to-back double-doubles with 14 points and 10 boards against Furman ... Recorded 13 points and 10 rebounds in the win over Radford ... Scored 17 straight points in the first half, enroute to a 34-point performance against Winthrop ... Scored Tech's final 11 points of regulation to force overtime in Miami, finishing the game with 24 points and eight rebounds ... Earned ACC Player of the Week honors for his play at Miami ... Scored 12 points and added four assists against VCU ... Scored 17 points and grabbed nine rebounds in the win over UMES ... Surpassed the 1,000-point mark in his career with six points against No. 2 Syracuse ... Scored 10 points and grabbed eight rebounds against Boston College ... Put up 20 points, going 6 for 6 from the free throw line against Wake Forest.

CAREER STATISTICS

Year	GP-GS	Min-Avg.	FGM-FGA-Pct.	3FG-FGA-Pct.	FTM-FTA-Pct.	Off.-Def.	Reb-Avg.	A-TO	Blk	Stl	TP-Avg.
10-11	27-0	295-10.9	25-68-.368	7-32-.219	22-32-.688	18-41	59-2.2	13-17	9	4	79-2.9
11-12	31-30	853-27.5	91-209-.435	52-116-.448	55-64-.859	17-140	157-5.1	44-45	14	16	289-9.3
12-13	32-28	970-30.3	131-331-.396	51-159-.321	80-95-.842	34-144	178-5.6	42-66	24	11	393-12.3
13-14	18-17	579-33.2	90-235-.383	50-116-.431	37-45-.822	19-84	103-5.7	29-32	10	7	267-14.8
Career	110-77	2744-24.9	339-853-.397	162-429-.378	198-240-.825	88-411	499-4.5	130-162	57	39	1038-9.4

C.J. BARKSDALE

JUNIOR • FORWARD • 6-8 • 232
DANVILLE, VA. • HARGRAVE MIL. ACAD.

#42



SEASON STATISTICS

SEASON/CAREER GAME HIGHS

Opponent	Min	FG-A-%	3FG-A-%	FT-A-%	O-D-T	A	TO	Blk	Stl	Pts
USC UPSTATE #		-- DNP --								
WEST VIRGINIA		-- DNP --								
WESTERN CAROLINA #		-- DNP --								
VMI	26	7-12-.583	0-1-.000	2-2-1.000	1-5-6	3	2	1	0	16
No. 1 Michigan State #	21	2-5-.200	0-0-.000	4-4-1.000	3-4-7	0	0	1	0	8
-Seton Hall #	30	3-6-.500	0-1-.000	3-4-.750	1-4-5	0	2	1	1	9
-FURMAN	24	4-11-.364	0-1-.000	1-1-1.000	3-3-6	1	2	1	0	9
-RADFORD	26	5-10-.500	0-1-.000	4-4-1.000	5-5-10	1	0	2	1	14
-WINTHROP	30	4-7-.571	1-3-.333	4-5-.800	0-6-6	1	2	2	0	13
Miami *		--DNP--								
Virginia Commonwealth ^	7	1-1-1.000	0-0-.000	0-0-.000	1-0-1	0	0	0	1	2
UNCG	6	0-0-.000	0-0-.000	0-0-.000	0-1-1	0	2	0	0	0
MAYLAND-EASTERN SHORE	17	3-6-.500	1-1-1.000	2-2-1.000	4-2-6	2	1	0	0	9
No. 2 SYRACUSE *	20	5-6-.833	0-0-.000	2-3-.667	1-3-4	0	1	1	0	12
-BOSTON COLLEGE *	30	4-8-.500	2-2-1.000	1-2-.500	2-1-3	0	0	0	1	11
-CLEMSON *	24	2-4-.500	0-0-.000	0-0-.000	0-4-4	1	1	2	0	4
-Notre Dame *	19	5-6-.833	2-3-.667	0-1-.000	0-4-4	0	1	0	0	12
WAKE FOREST *	16	1-8-.125	1-5-.200	0-0-.000	0-2-2	1	0	0	0	3
Virginia *										
Boston College *										
MARYLAND *										
Florida State *										
Pittsburg *										
MIAMI *										
VIRGINIA *										
NC STATE *										
Duke										
NORTH CAROLINA *										
Maryland *										
Georgia Tech *										

POINTS

Season	16 vs VMI (11/18/13)
Career	17 vs Florida State (2/24/13)
ACC	17 vs Florida State (2/24/13)

MINUTES PLAYED

Season	30, 3x, last vs Boston College (1/11/14)
Career	34 vs GSU (12/15/12)
ACC	33 at Georgia Tech (1/12/13)

FIELD GOALS MADE

Season	7 vs VMI (11/18/13)
Career	7 vs VMI (11/18/13)
ACC	6 vs Duke (2/21/13), at Miami (2/27/13)

FIELD GOAL ATTEMPTS

Season	12 vs VMI (11/18/13)
Career	12 vs VMI (11/18/13)
ACC	9 at Miami (2/27/13)

3-PT FIELD GOALS MADE

Season	2 vs BC (1/11/14), at ND (1/19/14)
Career	2 vs BC (1/11/14), at ND (1/19/14)
ACC	2 vs BC (1/11/14), at ND (1/19/14)

3-PT FIELD GOAL ATTEMPTS

Season	3 vs Winthrop (12/3/13), at ND (1/19/14)
Career	3 vs Winthrop (12/3/13), at ND (1/19/14)
ACC	3 at Notre Dame (1/19/14)

FREE THROWS MADE

Season	4, 3x, last vs Winthrop (12/3/13)
Career	9 vs Florida State (2/24/13)
ACC	9 vs Florida State (2/24/13)

FREE THROW ATTEMPTS

Season	5 vs Winthrop (12/3/13)
Career	11 vs Florida State (2/24/13)
ACC	11 vs Florida State (2/24/13)

REBOUNDS

Season	10 vs Radford (11/29/13)
Career	10, 3x, last vs Radford (11/29/13)
ACC	10 at Georgia Tech (1/12/13)

ASSISTS

Season	3 vs VMI (11/18/13)
Career	3 vs VMI (11/18/13)
ACC	2, 3x, last vs NC State (3/14/13)

BLOCKS

Season	2, 3x, last vs Clemson (1/15/14)
Career	3 at WVU (12/8/12)
ACC	2 vs Clemson (1/15/14)

STEALS

Season	1, 4x, last vs Boston College (1/11/14)
Career	2, 4x, last vs Clemson (3/2/13)
ACC	2 vs FSU (1/10/12), vs CU (3/2/13)



2013-2014 NOTES

Has played in 14 games, making eight starts ... Missed the first three games of the season due to suspension ... Scored 16 points and grabbed six rebounds in his season debut against VMI ... Brought down seven rebounds and scored eight points against Michigan State ... Scored nine points and grabbed five rebounds against Seton Hall ... Grabbed six rebounds and scored nine points against Furman ... Earned his first double-double of the season scoring 14 points and adding 10 rebounds in the win over Radford ... Totaled six rebounds and 13 points against Winthrop ... Missed the game at Miami due to a sprained knee ... Saw action early against VCU but suffered a sprained left ankle in the first half and did not return ... Put up nine points and six rebounds against UMES ... Led the team with 12 points against No. 2 Syracuse ... Returned to the starting lineup and scored 11 points against Boston College ... Scored 12 points and brought down four rebounds at Notre Dame.

CAREER STATISTICS

Year	GP-GS	Min-Avg.	FGM-FGA-Pct.	3FG-FGA-Pct.	FTM-FTA-Pct.	Off.-Def.	Reb-Avg.	A-TO	Blk	Stl	TP-Avg.
11-12	32-1	379-11.8	30-72-.417	0-0-.000	27-36-.750	39-47	86-2.7	9-14	8	8	87-2.7
12-13	31-30	667-21.5	69-132-.523	0-0-.000	37-48-.771	45-101	146-4.7	19-27	16	12	175-5.6
13-14	14-8	296-21.1	46-90-.511	7-18-.389	23-28-.821	21-44	65-4.6	10-14	11	4	122-8.7
Career	77-39	1342-17.4	145-294-.493	7-18-.389	87-112-.777	105-192	297-3.9	38-55	35	24	384-5.0

CHRISTIAN BEYER

JUNIOR • FORWARD • 6-7 • 200
NEW BERN, N.C. • NEW BERN

#22



SEASON STATISTICS

SEASON/CAREER GAME HIGHS

Opponent	Min	FG-A-%	3FG-A-%	FT-A-%	O-D-T	A	TO	Blk	Stl	Pts
USC UPSTATE #	11	0-0-.000	0-0-.000	0-2-.000	2-2-4	1	1	0	0	0
WEST VIRGINIA	13	1-1-1.000	0-0-.000	1-2-.500	1-4-5	0	0	0	0	3
WESTERN CAROLINA #	2	0-0-.000	0-0-.000	0-0-.000	0-0-0	0	0	0	0	0
VMI		--DNP--								
No. 1 Michigan State #	11	1-2-.500	1-2-.500	0-0-.000	1-1-2	0	0	0	0	3
Seton Hall #		--DNP--								
FURMAN	2	0-0-.000	0-0-.000	0-0-.000	0-0-0	0	0	0	0	0
RADFORD	2	0-0-.000	0-0-.000	0-0-.000	0-0-0	0	0	0	0	0
WINTHROP	8	0-0-.000	0-0-.000	0-0-.000	0-1-1	1	3	0	1	0
Miami *	4	0-1-.000	0-0-.000	0-0-.000	0-1-1	0	0	1	0	0
Virginia Commonwealth ^	16	1-3-.333	0-1-.000	0-0-.000	3-5-8	0	2	0	0	2
UNCG	1	0-0-.000	0-0-.000	0-0-.000	0-0-0	0	0	0	0	0
MARYLAND-EASTERN SHORE	13	2-2-1.000	1-1-1.000	0-0-.000	0-4-4	2	0	0	0	5
No. 2 SYRACUSE *		--DNP--								
BOSTON COLLEGE *	9	1-1-1.000	0-0-.000	1-2-.500	1-0-1	0	1	0	0	3
CLEMSON *	26	2-3-.667	0-1-.000	0-0-.000	3-4-7	0	0	0	0	4
Notre Dame *	23	0-0-.000	0-0-.000	0-0-.000	0-4-4	1	1	0	1	0
WAKE FOREST *	8	0-1-.000	0-0-.000	0-0-.000	2-0-2	1	1	0	0	0
Virginia *										
Boston College *										
MARYLAND *										
Florida State *										
Pittsburg *										
MIAMI *										
VIRGINIA *										
NC STATE *										
Duke										
NORTH CAROLINA *										
Maryland *										
Georgia Tech *										

POINTS

Season	5 vs UMES (12/31/13)
Career	9 vs BYU (12/19/12)
ACC	6 at Maryland (1/7/13), vs BC (1/9/13)

MINUTES PLAYED

Season	26 vs Clemson (1/15/14)
Career	27 vs Bradley (12/22/12)
ACC	26 vs Clemson (1/15/14)

FIELD GOALS MADE

Season	2 vs UMES (12/31/13), vs CU (1/15/14)
Career	4 vs BYU (12/19/12)
ACC	3 at Maryland (1/7/13)

FIELD GOAL ATTEMPTS

Season	3 vs VCU (12/21/13), vs CU (1/15/14)
Career	6 vs BYU (12/19/13)
ACC	5 at Maryland (1/7/13)

3-PT FIELD GOALS MADE

Season	1 vs MSU (11/22/13), vs UMES (12/31/13)
Career	1, 3x, last vs UMES (12/31/13)
ACC	1 at Clemson (1/27/13)

3-PT FIELD GOAL ATTEMPTS

Season	2 vs Michigan State (11/22/13)
Career	3 vs MVSU (12/10/12)
ACC	1, 6x, last vs Clemson (1/15/14)

FREE THROWS MADE

Season	1 vs WVU (11/12/13), vs BC (1/11/14)
Career	3 vs Bradley (12/22/12)
ACC	2 vs Boston College (1/9/13)

FREE THROW ATTEMPTS

Season	2, 3x, last vs Boston College (1/11/14)
Career	4 vs Bradley (12/22/12)
ACC	2, 5x, last vs Boston College (1/11/14)

REBOUNDS

Season	8 vs VCU (12/21/13)
Career	11 vs BYU (12/19/12)
ACC	8 vs Boston College (1/9/13)

ASSISTS

Season	2 vs UMES (12/31/13)
Career	2, 3x, last vs UMES (12/31/13)
ACC	2 vs Boston College (1/9/13)

BLOCKS

Season	1 at Miami (12/8/13)
Career	1, 4x, last at Miami (12/8/13)
ACC	1 vs WF (1/19/13), at Miami (12/8/13)

STEALS

Season	1 vs Winthrop (12/3/13), at ND(1/19/14)
Career	2 vs Bradley (12/22/12)
ACC	2 at Maryland (1/7/13)



2013-2014 NOTES

Has played in 15 games, making one start ... Saw 11 minutes of action, grabbing four rebounds in the opener against USC Upstate ... Scored three points and brought down five rebounds in the win over West Virginia ... Grabbed two rebounds and scored three points against Michigan State ... Had an assist, rebound and a steal against Winthrop ... Grabbed eight rebounds in 16 minutes against VCU ... Scored five points and added four rebounds against UMES Scored three points and grabbed a rebound against Boston College ... Grabbed seven rebounds in 26 minutes of action against Clemson. ... Brought down four rebounds in the first start of his career at Notre Dame.

CAREER STATISTICS


Year	GP-GS	Min-Avg.	FGM-FGA-Pct.	3FG-FGA-Pct.	FTM-FTA-Pct.	Off.-Def.	Reb-Avg.	A-TO	Blk	Stl	TP-Avg.
12-13	25-0	410-16.4	27-89-.303	13-55-.236	23-36-.639	24-71	95-3.8	13-22	10	3	90-3.6
13-14	15-1	149-9.9	8-14-.571	2-5-.400	2-6-.333	13-26	39-2.6	6-9	1	2	20-1.3
Career	38-1	367-9.7	23-51-.451	3-14-.214	13-22-.591	36-68	104-2.7	11-19	4	6	62-1.6

*- ACC games; # - Coaches vs. Cancer Classic; ^ - Governor's Holiday Hoops Classic.

WILL JOHNSTON

JUNIOR • GUARD • 6-3 • 185
MIDLOTHIAN, VA. • MIDLOTHIAN

#25



SEASON STATISTICS

SEASON/CAREER GAME HIGHS

Opponent	Min	FG-A-%	3FG-A-%	FT-A-%	O-D-T	A	TO	Blk	Stl	Pts
USC UPSTATE #	11	2-2-1.000	2-2-1.000	0-0-0.000	0-0-0	0	0	0	0	6
WEST VIRGINIA	3	0-0-0.000	0-0-0.000	0-0-0.000	0-0-0	0	0	0	0	0
WESTERN CAROLINA #	3	0-0-0.000	0-0-0.000	0-0-0.000	0-0-0	0	0	0	0	0
VMI	4	0-0-0.000	0-0-0.000	2-2-1.000	0-1-1	0	1	0	0	2
No. 1 Michigan State #	12	1-3-.333	1-3-.000	1-2-.500	1-2-3	1	0	0	0	4
Seton Hall #		--DNP--								
FURMAN	26	4-6-.667	4-6-.667	0-0-0	1-4-5	1	0	0	1	12
RADFORD	22	1-2-.500	1-1-1.000	1-2-.500	0-1-1	0	0	0	0	4
-WINTHROP	30	1-7-.143	1-7-.143	0-0-0.000	0-0-0	1	0	0	0	3
-Miami *	3	0-1-0.000	0-1-0.000	0-0-0.000	0-2-2	0	0	0	0	0
Virginia Commonwealth ^	15	1-2-.500	1-2-.500	0-0-0.000	0-1-1	0	0	0	0	3
UNCG	16	0-1-0.000	0-1-0.000	1-2-.500	0-2-2	0	2	0	0	1
MAYLAND-EASTERN SHORE	25	3-6-.500	2-5-.400	1-2-.500	0-4-4	1	0	0	1	9
No. 2 SYRACUSE *	3	0-1-0.000	0-1-0.000	0-0-0.000	0-1-1	0	0	0	0	0
BOSTON COLLEGE *	10	0-1-0.000	0-1-0.000	0-0-0.000	0-2-2	0	0	0	0	0
CLEMSON *	8	0-1-0.000	0-1-0.000	0-0-0.000	1-0-1	1	0	0	0	0
Notre Dame *	25	1-2-.500	1-2-.500	0-0-0.000	0-0-0	2	1	0	0	3
-WAKE FOREST *	34	1-4-.250	1-3-.333	2-3-.667	1-1-2	2	1	0	1	5
Virginia *										
Boston College *										
MARYLAND *										
Florida State *										
Pittsburg *										
MIAMI *										
VIRGINIA *										
NC STATE *										
Duke										
NORTH CAROLINA *										
Maryland *										
Georgia Tech *										

POINTS

Season	12 vs Furman (11/26/13)
Career	12 vs Furman (11/26/13)
ACC	5 vs Boston College (1/9/13)

MINUTES PLAYED

Season	34 vs Wake Forest (1/22/14)
Career	34 vs Wake Forest (1/22/14)
ACC	34 vs Wake Forest (1/22/14)

FIELD GOALS MADE

Season	4 vs Furman (11/26/13)
Career	4 vs Furman (11/26/13)
ACC	2 vs BC (1/9/13), at NC State (2/16/13)

FIELD GOAL ATTEMPTS

Season	7 vs Winthrop (12/3/13)
Career	7 vs Winthrop (12/3/13)
ACC	4 at NC State (2/16/13), vs WF (1/22/14)

3-PT FIELD GOALS MADE

Season	4 vs Furman (11/26/13)
Career	4 vs Furman (11/26/13)
ACC	2 vs GT (2/9/13), at NC State (2/16/13)

3-PT FIELD GOAL ATTEMPTS

Season	7 vs Winthrop (12/3/13)
Career	7 vs Winthrop (12/3/13)
ACC	5 vs Georgia Tech (2/9/13)

FREE THROWS MADE

Season	2 vs VMI (11/18/13), vs WF (1/22/14)
Career	3 at BYU (12/29/12)
ACC	2 vs Wake Forest (1/22/14)

FREE THROW ATTEMPTS

Season	3 vs Wake Forest (1/22/14)
Career	4 at BYU (12/29/12)
ACC	3 vs Wake Forest (1/22/14)

REBOUNDS

Season	5 vs Furman (11/26/13)
Career	5 vs Furman (11/26/13)
ACC	2, 5x, last vs Wake Forest (1/22/14)

ASSISTS

Season	2 at ND (1/19/14), vs WF (1/22/14)
Career	2, 3x, last vs Wake Forest (1/22/14)
ACC	2 at ND (1/19/14), vs Wake Forest (1/22/14)

BLOCKS

Season	N/A
Career	N/A
ACC	N/A

STEALS

Season	1, 3x, last vs Wake Forest (1/22/14)
Career	3 vs Florida State (2/24/13)
ACC	3 vs Florida State (2/24/13)



2013-2014 NOTES

Has played in 17 games, making three starts ... Scored six points against USC Upstate ... Put in two free throws and grabbed a rebound against VMI ... Scored four points and brought down three rebounds against Michigan State ... Had a career day against Furman, scoring 12 points and bringing down five rebounds ... Scored four points and grabbed a rebound against Radford ... Made the start in the win over Winthrop ... Scored nine points in the win over UMES ... Had two assists and three points at Notre Dame Scored five points and added two assists against Wake Forest.

CAREER STATISTICS

Year	GP-GS	Min-Avg.	FGM-FGA-Pct.	3FG-FGA-Pct.	FTM-FTA-Pct.	Off.-Def.	Reb.-Avg.	A-TO	Blk	Stl	TP-Avg.
11-12	4-0	8-2.0	1-3-.333	1-3-.333	0-0-.000	0-0	0-0.0	0-0	0	0	3-0.8
12-13	29-4	32.2-11.1	18-52-.346	17-48-.354	5-11-.455	3-9	12-0.4	8-5	0	7	58-2.0
13-14	17-3	25.0-14.7	15-39-.385	14-36-.389	8-13-.615	3-22	25-1.5	9-5	0	3	52-3.1
Career	50-7	58.0-11.6	34-94-.362	32-87-.368	13-24-.542	6-31	37-0.7	17-10	0	10	113-2.3

*- ACC games; # - Coaches vs. Cancer Classic; ^ - Governor's Holiday Hoops Classic.

ADAM SMITH

R-SOPHOMORE • GUARD • 6-1 • 170
JONESBORO, GA • UNC WILMINGTON

#3



SEASON STATISTICS

SEASON/CAREER GAME HIGHS

Opponent	Min	FG-A-%	3FG-A-%	FT-A-%	O-D-T	A	TO	Blk	Stl	Pts
-USC UPSTATE #	28	3-10-.300	1-2-.500	0-0-.000	0-3-3	3	1	0	0	7
-WEST VIRGINIA	33	7-12-.583	2-5-.200	3-3-1.000	1-3-4	1	4	0	0	19
-WESTERN CAROLINA #	29	3-12-.250	0-1-.000	0-0-.000	1-2-3	3	2	0	1	6
-VMI	30	4-10-.400	1-2-.500	2-4-.500	0-3-3	3	0	0	0	11
-No. 1 Michigan State #	28	9-19-.474	4-9-.444	5-5-1.000	0-6-6	5	3	0	1	27
-Seton Hall #	26	4-9-.444	3-5-.600	0-0-.000	0-3-3	1	2	0	0	11
-FURMAN	29	4-10-.400	3-7-.429	0-0-.000	0-1-1	3	2	0	0	11
-RADFORD	36	9-18-.500	2-5-.400	8-10-.800	0-4-4	5	0	0	0	28
WINTHROP		-- DNP --								
Miami *	21	3-9-.333	2-6-.333	0-0-.000	0-1-1	3	0	0	0	8
Virginia Commonwealth ^	15	1-5-.200	1-3-.333	0-0-.000	1-0-1	0	2	0	0	3
UNCG		-- DNP --								
MAYLAND-EASTERN SHORE		-- DNP --								
No. 2 SYRACUSE *	30	3-9-.333	3-9-.333	0-0-.000	0-1-1	1	1	0	0	9
BOSTON COLLEGE *	26	5-16-.313	2-9-.222	0-0-.000	1-0-1	1	1	0	0	12
CLEMSON *	15	1-5-.2000	0-2-.000	0-0-.000	0-0-0	0	2	0	0	2
-Notre Dame *	15	0-2-.000	0-2-.000	0-0-.000	0-1-1	1	0	0	0	0
WAKE FOREST *		-- DNP --								
Virginia *										
Boston College *										
MARYLAND *										
Florida State *										
Pittsburg *										
MIAMI *										
VIRGINIA *										
NC STATE *										
Duke										
NORTH CAROLINA *										
Maryland *										
Georgia Tech *										

*- ACC games; # - Coaches vs. Cancer Classic; ^ - Governor's Holiday Hoops Classic.

POINTS

Season	28 vs Radford (11/29/13)
Career	28 vs Radford (11/29/13)
ACC	12 vs Boston College (1/11/14)

MINUTES PLAYED

Season	36 vs Radford (11/29/13)
Career	36 vs Radford (11/29/13)
ACC	30 vs Syracuse (1/7/14)

FIELD GOALS MADE

Season	9 vs MSU (11/22), vs Radford (11/29/13)
Career	9 vs MSU (11/22), vs Radford (11/29/13)
ACC	5 vs Boston College (1/11/14)

FIELD GOAL ATTEMPTS

Season	19 vs Michigan State (11/22/13)
Career	19 vs Michigan State (11/22/13)
ACC	16 vs Boston College (1/11/14)

3-PT FIELD GOALS MADE

Season	4 vs Michigan State (11/22/13)
Career	4 vs Michigan State (11/22/13)
ACC	3 vs Syracuse (1/7/14)

3-PT FIELD GOAL ATTEMPTS

Season	9, 3x, last vs Boston College (1/11/14)
Career	9, 3x, last vs Boston College (1/11/14)
ACC	9 vs SU (1/7/14), vs BC (1/11/14)

FREE THROWS MADE

Season	8 vs Radford (11/29/13)
Career	8 vs Radford (11/29/13)
ACC	N/A

FREE THROW ATTEMPTS

Season	10 vs Radford (11/29/13)
Career	10 vs Radford (11/29/13)
ACC	N/A

REBOUNDS

Season	6 vs Michigan State (11/22/13)
Career	6 vs Michigan State (11/22/13)
ACC	1, 4x, last at Notre Dame (1/19/14)

ASSISTS

Season	5 vs MSU (11/22), vs Radford (11/29/13)
Career	5 vs MSU (11/22), vs Radford (11/29/13)
ACC	3 at Miami (12/8/13)

BLOCKS

Season	N/A
Career	N/A
ACC	N/A

STEALS

Season	1 vs WCU (11/15/13), vs MSU (11/22/13)
Career	1 vs WCU (11/15/13), vs MSU (11/22/13)
ACC	N/A



2013-2014 NOTES

Has played in 14 games, making nine starts ... Scored seven points and added three assists against USC Upstate ... Put up 19 points in the win over West Virginia ... Had six points and three assists against Western Carolina ... Had three assists and 11 points against VMI ... Led the team with 27 points, adding six boards and five assists against Michigan State ... Put up 11 points and grabbed three rebounds against Seton Hall ... Had 11 points and three assists against Furman ... Scored 28 points and added five assists in the win over Radford ... Missed the Winthrop game due to a left calf strain ... Had eight points and three assists at Miami ... Saw early action against VCU but did not return in the second half, still dealing with a calf strain ... Did not play against UNCG or UMES continuing to work back from a calf injury ... Returned against No. 2 Syracuse, finishing with nine points in 30 minutes of action ... Scored 12 points against Boston College ... Will miss two weeks with a left calf injury.

CAREER STATISTICS

Year	GP-GS	Min-Avg.	FGM-FGA-Pct.	3FG-FGA-Pct.	FTM-FTA-Pct.	Off.-Def.	Reb-Avg.	A-TO	Blk	Stl	TP-Avg.
(11-12)*	31-29	939-30.3	150-396-.379	58-175-.331	67-82-.817	12-88	100-3.2	49-47	1	15	425-13.7
13-14	14-9	361-25.8	56-146-.384	24-67-.358	18-22-.818	3-29	32-2.3	30-20	0	2	154-11.0

*While at UNCW

JOEY van ZEGEREN

R-SOPHOMORE • FORWARD • 6-10 • 220
HOOGVEEN, THE NETHERLANDS • CANARIAS

#2



SEASON STATISTICS

Opponent	Min	FG-A-%	3FG-A-%	FT-A-%	O-D-T	A	TO	Blk	Stl	Pts
USC UPSTATE #	22	1-5-.200	0-1-.000	0-3-.000	4-3-7	0	0	5	0	2
WEST VIRGINIA	9	0-2-.000	0-0-.000	2-2-1.000	2-1-3	0	2	2	0	2
WESTERN CAROLINA #	20	3-4-.750	0-0-.000	3-8-.375	1-3-4	1	0	1	0	9
VMI	4	1-1-1.000	0-0-.000	1-2-.500	2-3-5	0	0	1	0	3
No. 1 Michigan State #	11	0-1-.000	0-0-.000	0-0-.000	0-0-0	0	1	0	0	0
Seton Hall #	13	0-2-.000	0-0-.000	1-2-.500	3-1-4	0	1	3	0	1
FURMAN	22	4-5-.800	0-0-.000	2-4-.500	2-3-5	0	3	1	1	10
-RADFORD	16	0-0-.000	0-0-.000	1-2-.500	1-5-6	2	2	3	1	1
-WINTHROP	21	4-6-.667	0-0-.000	1-5-.200	2-5-7	0	3	2	1	9
-Miami *	35	4-9-.444	0-0-.000	0-0-.000	6-4-10	0	2	2	1	8
-Virginia Commonwealth ^	20	2-3-.667	0-0-.000	0-0-.000	2-3-5	0	1	3	0	4
-UNCG	29	5-8-.625	0-0-.000	1-2-.500	4-3-7	0	1	2	0	11
-MAYLAND-EASTERN SHORE	22	1-5-.200	0-0-.000	1-2-.500	0-1-1	0	1	0	0	3
-No. 2 SYRACUSE *	28	3-7-.429	0-0-.000	0-3-.000	5-0-5	2	2	2	1	6
-BOSTON COLLEGE *	27	1-2-.500	0-0-.000	0-0-.000	1-3-4	0	1	5	0	2
-CLEMSON *	25	5-6-.833	0-0-.000	1-4-.250	2-3-5	0	0	0	1	11
-Notre Dame *	16	2-2-1.000	0-0-.000	0-0-.000	1-3-4	0	6	6	0	4
-WAKE FOREST *	15	3-8-.375	0-0-.000	0-1-.000	4-1-5	0	0	0	2	6
Virginia *										
Boston College *										
MARYLAND *										
Florida State *										
Pittsburg *										
MIAMI *										
VIRGINIA *										
NC STATE *										
Duke										
NORTH CAROLINA *										
Maryland *										
Georgia Tech *										

*- ACC games; # - Coaches vs. Cancer Classic; ^ - Governor's Holiday Hoops Classic.

2013-2014 NOTES

Has played in all 18 games, making eleven starts ... Blocked five shots in the season opener against USC Upstate ... Blocked two shots and grabbed three rebounds in the win over West Virginia ... Scored nine points and brought down four rebounds against Western Carolina ... Grabbed five rebounds against VMI ... Blocked three shots and brought down four rebounds against Seton Hall ... Scored 10 points and added five rebounds against Furman ... Made his first start of the season against Radford, grabbing six rebounds and blocking three shots ... Neared a double-double with nine points and seven rebounds against Winthrop ... Grabbed 10 rebounds and scored eight points in the overtime win at Miami ... Blocked three shots and brought down five rebounds against VCU ... Scored 11 points and grabbed seven rebounds against UNCG ... Had six points, five rebounds and two blocks against No. 2 Syracuse ... Blocked five shots against Boston College ... Scored 11 points and brought down five rebounds against Clemson ... Blocked a career-high six shots at Notre Dame.

SEASON/CAREER GAME HIGHS

POINTS

Season	11 vs UNCG (12/28/13), vs CU (1/15/14)
Career	11 vs UNCG (12/28/13), vs CU (1/15/14)
ACC	11 vs Clemson (1/15/14)

MINUTES PLAYED

Season	35 at Miami (12/8/13)
Career	35 at Miami (12/8/13)
ACC	35 at Miami (12/8/13)

FIELD GOALS MADE

Season	5 vs UNCG (12/28/13), vs CU (1/15/14)
Career	5 vs UNCG (12/28/13), vs CU (1/15/14)
ACC	5 vs Clemson (1/15/14)

FIELD GOAL ATTEMPTS

Season	9 at Miami (12/8/13)
Career	9 at Miami (12/8/13)
ACC	9 at Miami (12/8/13)

3-PT FIELD GOALS MADE

Season	N/A
Career	N/A
ACC	N/A

3-PT FIELD GOAL ATTEMPTS

Season	1 vs USC Upstate (11/9), vs WU (12/3/13)
Career	1 vs USC Upstate (11/9), vs WU (12/3/13)
ACC	N/A

FREE THROWS MADE

Season	3 vs Western Carolina (11/15/13)
Career	4 vs Iowa (11/27/12)
ACC	4 at Maryland (1/5/13)

FREE THROW ATTEMPTS

Season	8 vs Western Carolina (11/15/13)
Career	8 vs Western Carolina (11/15/13)
ACC	5 at Maryland (1/5/13)

REBOUNDS

Season	10 at Miami (12/8/13)
Career	10 at Miami (12/8/13)
ACC	10 at Miami (12/8/13)

ASSISTS

Season	2 vs RU (11/29/13), vs Syracuse (1/7/14)
Career	2 vs RU (11/29/13), vs Syracuse (1/7/14)
ACC	2 vs Syracuse (1/7/14)

BLOCKS

Season	6 at Notre Dame (1/19/14)
Career	6 at Notre Dame (1/19/14)
ACC	6 at Notre Dame (1/19/14)

STEALS

Season	2 vs Wake Forest (1/22/14)
Career	2 at BYU (12/29/12), vs WF (1/22/14)
ACC	2 vs Wake Forest (1/22/14)



CAREER STATISTICS

Year	GP-GS	Min-Avg.	FGM-FGA-Pct.	3FG-FGA-Pct.	FTM-FTA-Pct.	Off.-Def.	Reb-Avg.	A-TO	Blk	Stl	TP-Avg.
11-12	3-0	10-3.3	0-0-.000	0-0-.000	0-0-.000	0-0	0-0.0	0-0	1	0	0-0.0
12-13	32-4	467-14.6	41-78-.526	0-0-.000	25-55-.455	46-54	100-3.1	4-35	21	9	107-3.3
13-14	18-11	354-19.7	39-76-.513	0-1-.000	14-40-.350	42-45	87-4.8	5-26	38	8	92-5.1
Career	53-15	831-15.7	80-154-.519	0-1-.000	39-95-.411	88-99	187-3.5	9-61	60	17	199-3.8

MARSHALL WOOD

SOPHOMORE • FORWARD • 6-8 • 210
RUSTBURG, VA. • RUSTBURG

#33



SEASON STATISTICS

SEASON/CAREER GAME HIGHS

Opponent	Min	FG-A-%	3FG-A-%	FT-A-%	O-D-T	A	TO	Blk	Stl	Pts
-USC UPSTATE #	21	1-4-.250	1-4-.250	0-0-.000	0-3-3	0	0	1	0	3
-WEST VIRGINIA	22	1-5-.200	0-2-.200	2-2-1.000	1-5-6	0	1	0	0	4
-WESTERN CAROLINA #	13	1-3-.333	1-2-.500	0-0-.000	1-1-2	1	2	1	0	3
-VMI	14	2-4-.500	1-1-1.000	2-2-1.000	1-7-8	0	0	0	0	7
-No. 1 Michigan State #	19	2-2-1.000	0-0-.000	1-1-1.000	2-3-5	1	1	0	0	5
Seton Hall #	14	1-2-.500	0-0-.000	1-2-.500	1-2-3	1	2	0	0	3
FURMAN	19	4-8-.500	3-5-.600	2-2-1.000	1-3-4	1	1	1	0	13
RADFORD	24	3-4-.750	1-2-.500	3-3-1.000	0-6-6	0	1	1	0	10
WINTHROP	20	1-3-.333	1-2-.500	0-0-.000	2-5-7	2	3	1	0	3
-Miami *	30	3-9-.333	3-6-.500	0-0-.000	1-5-6	1	2	0	1	9
-Virginia Commonwealth ^	17	2-5-.400	2-3-.667	0-0-.000	1-3-4	0	2	0	0	6
-UNCG	33	4-13-.308	2-7-.286	4-6-.667	0-5-5	0	1	1	0	14
-MAYLAND-EASTERN SHORE	21	3-7-.429	0-2-.000	1-2-.500	2-3-5	0	0	0	1	7
No. 2 SYRACUSE *	8	0-1-.000	0-0-.000	0-0-.000	0-2-2	0	0	0	0	0
BOSTON COLLEGE *	1	0-0-.000	0-0-.000	0-0-.000	0-0-0	0	0	0	0	0
CLEMSON *		--DNP--								
Notre Dame *	13	0-2-.000	0-1-.000	0-0-.000	1-4-5	0	1	0	0	0
WAKE FOREST *	10	1-2-.500	0-1-.000	0-0-.000	1-0-1	1	0	0	0	2
Virginia *										
Boston College *										
MARYLAND *										
Florida State *										
Pittsburg *										
MIAMI *										
VIRGINIA *										
NC STATE *										
Duke										
NORTH CAROLINA *										
Maryland *										
Georgia Tech *										

*- ACC games; # - Coaches vs. Cancer Classic; ^ - Governor's Holiday Hoops Classic.

POINTS

Season 14 vs UNCG (12/28/13)
Career 14 at NC St (2/16/13), vs UNCG (12/28/13)
ACC 14 at NC State (2/16/13)

MINUTES PLAYED

Season 33 vs UNCG (12/28/13)
Career 33 vs UNCG (12/28/13)
ACC 31 at NC State (2/16/13)

FIELD GOALS MADE

Season 4 vs Furman (11/26), vs UNCG (12/28/13)
Career 5 at NC State (2/16/13)
ACC 5 at NC State (2/16/13)

FIELD GOAL ATTEMPTS

Season 13 vs UNCG (12/28/13)
Career 13 vs UNCG (12/28/13)
ACC 10 at NC State (2/16/13)

3-PT FIELD GOALS MADE

Season 3 vs Furman (11/26/13), at UM (12/8/13)
Career 4 at NC State (2/16/13)
ACC 4 at NC State (2/16/13)

3-PT FIELD GOAL ATTEMPTS

Season 7 vs UNCG (12/28/13)
Career 9 at NC State (2/16/13)
ACC 9 at NC State (2/16/13)

FREE THROWS MADE

Season 4 vs UNCG (12/28/13)
Career 6 vs Oklahoma State (12/1/12)
ACC N/A

FREE THROW ATTEMPTS

Season 6 vs UNCG (12/28/13)
Career 7 vs ASU (11/23/12), vs Ok St (12/1/12)
ACC 3 vs Miami (1/30/13)

REBOUNDS

Season 8 vs VMI (11/18/13)
Career 16 at NC State (2/16/13)
ACC 16 at NC State (2/16/13)

ASSISTS

Season 2 vs Winthrop (12/3/13)
Career 2, 4x, last vs Winthrop (12/3/13)
ACC 2 at Clemson (1/27/13)

BLOCKS

Season 1, 6x, last vs UNCG (12/28/13)
Career 4 vs URI (11/12/12)
ACC 1 at NC State (2/16/13), vs CU (3/2/13)

STEALS

Season 1 at Miami (12/8/13), vs UMES (12/31/13)
Career 1, 5x, last vs UMES (12/31/13)
ACC 1 at Clemson (1/27/13), at Miami (12/8/13)



2013-2014 NOTES

Has played in 17 games, making nine starts ... Grabbed six rebounds and scored four points in the win over West Virginia ... Scored seven points and brought down eight rebounds in just 14 minutes of action against VMI ... Scored five points and grabbed five rebounds against Michigan State ... Put up 13 points and added four rebounds against Furman ... Scored 10 points and grabbed six rebounds in the win over Radford ... Brought down seven rebounds and added two assists against Winthrop ... Scored nine points, all coming from three-point range, and brought down six rebounds at Miami ... Had six points and four rebounds against VCU ... Led the team with 14 points, also adding five rebounds against UNCG ... Scored seven points and grabbed five rebounds against UMES ... Saw limited action against No. 2 Syracuse still recovering from the flu.

CAREER STATISTICS

Year	GP-GS	Min-Avg.	FGM-FGA-Pct.	3FG-FGA-Pct.	FTM-FTA-Pct.	Off.-Def.	Reb-Avg.	A-TO	Blk	Stl	TP-Avg.
12-13	25-0	410-16.4	27-89-.303	13-55-.236	23-36-.639	24-71	95-3.8	13-22	10	3	90-3.6
13-14	17-9	299-17.6	29-74-.392	15-38-.395	16-20-.800	15-57	72-4.2	8-17	6	2	89-5.2
Career	42-9	709-16.9	56-163-.344	28-93-.301	39-56-.696	39-128	167-4.0	21-39	16	5	179-4.3

BEN EMELOGU

#15



FRESHMAN • GUARD • 6-5 • 205
GRAND PRAIRIE, TEXAS • SOUTH GRAND PRAIRIE

SEASON STATISTICS

Opponent	Min	FG-A-%	3FG-A-%	FT-A-%	O-D-T	A	TO	Blk	Stl	Pts
USC UPSTATE #	12	2-4-.500	2-3-.667	0-0-.000	0-1-1	2	1	0	1	6
WEST VIRGINIA	30	7-16-.438	3-6-.500	5-6-.833	2-4-6	1	1	3	0	22
WESTERN CAROLINA #	27	5-9-.556	2-5-.200	4-6-.667	1-2-3	1	1	0	0	16
VMI	22	6-13-.462	4-7-.571	3-3-1.000	2-2-4	3	2	0	0	19
No. 1 Michigan State #	19	2-6-.333	1-4-.250	0-0-.000	0-2-2	1	3	0	0	5
Seton Hall #	24	7-11-.636	4-5-.800	0-0-.000	0-0-0	0	1	0	0	18
FURMAN		--DNP--								
RADFORD		--DNP--								
WINTHROP		--DNP--								
Miami *	34	5-14-.357	1-7-.143	0-0-.000	1-4-5	2	2	0	1	11
-Virginia Commonwealth ^	28	3-10-.300	1-4-.250	5-6-.833	1-5-6	1	7	0	1	12
-UNCG	33	4-8-.500	1-3-.333	2-2-1.000	0-5-5	2	1	0	1	11
-MAYLAND-EASTERN SHORE	24	1-7-.143	0-3-.000	0-0-.000	0-3-3	9	0	1	0	2
-No. 2 SYRACUSE *	31	3-9-.333	2-8-.250	1-3-.333	0-2-2	0	0	0	1	9
-BOSTON COLLEGE *	24	2-9-.222	1-3-.333	3-4-.750	1-3-4	2	1	0	1	8
-CLEMSON *	33	4-10-.500	2-5-.400	1-2-.500	1-5-6	3	2	0	2	11
Notre Dame *		--DNP--								
WAKE FOREST *		--DNP--								
Virginia *										
Boston College *										
MARYLAND *										
Florida State *										
Pittsburg *										
MIAMI *										
VIRGINIA *										
NC STATE *										
Duke										
NORTH CAROLINA *										
Maryland *										
Georgia Tech *										

*- ACC games; # - Coaches vs. Cancer Classic; ^ - Governor's Holiday Hoops Classic.

2013-2014 NOTES

Has played in 13 games, making six starts ... Was named team captain before the season ... Scored six points and added two assists in limited action against USC Upstate ... Put up 22 points, grabbed six rebounds and blocked three shots in the win over West Virginia ... Scored 16 points against Western Carolina ... Had three assists and 19 points against VMI ... Made four threes as part of an 18-point night against Seton Hall ... Missed the Furman, Radford and Winthrop games due to concussion symptoms ... Had 11 points and five rebounds in the overtime win at Miami ... Made his first career start against VCU, scoring 12 points and grabbing six rebounds ... Scored 11 points and added five rebounds against UNCG ... Had nine assists in the win over UMES ... Scored nine points against No. 2 Syracuse ... Scored eight points and grabbed four rebounds against Boston College ... Scored 11 points and brought down six rebounds against Clemson ... Missed the game at Notre Dame and against Wake Forest due to a right ankle sprain.

SEASON/CAREER GAME HIGHS

POINTS

Season	22 vs West Virginia (11/12/13)
Career	22 vs West Virginia (11/12/13)
ACC	11 at Miami (12/8/13), vs CU (1/15/14)

MINUTES PLAYED

Season	34 at Miami (12/8/13)
Career	34 at Miami (12/8/13)
ACC	34 at Miami (12/8/13)

FIELD GOALS MADE

Season	7 vs WVU (11/12/13), vs SHU (11/23/13)
Career	7 vs WVU (11/12/13), vs SHU (11/23/13)
ACC	5 at Miami (12/8/13)

FIELD GOAL ATTEMPTS

Season	16 vs West Virginia (11/12/13)
Career	16 vs West Virginia (11/12/13)
ACC	14 at Miami (12/8/13)

3-PT FIELD GOALS MADE

Season	4 vs VMI (11/18/13), vs SHU (11/23/13)
Career	4 vs VMI (11/18/13), vs SHU (11/23/13)
ACC	2 vs SU (1/7/14), vs CU (1/15/14)

3-PT FIELD GOAL ATTEMPTS

Season	8 vs Syracuse (1/7/14)
Career	8 vs Syracuse (1/7/14)
ACC	8 vs Syracuse (1/7/14)

FREE THROWS MADE

Season	5 vs WVU (11/12/13), vs VCU (12/21/13)
Career	5 vs WVU (11/12/13), vs VCU (12/21/13)
ACC	3 vs Boston College (1/11/14)

FREE THROW ATTEMPTS

Season	6, 3x, last vs VCU (12/21/13)
Career	6, 3x, last vs VCU (12/21/13)
ACC	4 vs Boston College (1/11/14)

REBOUNDS

Season	6, 3x, vs Clemson (1/15/14)
Career	6, 3x vs Clemson (1/15/14)
ACC	6 vs Clemson (1/15/14)

ASSISTS

Season	9 vs UMES (12/31/13)
Career	9 vs UMES (12/31/13)
ACC	3 vs Clemson (1/15/14)

BLOCKS

Season	3 vs West Virginia (11/12/13)
Career	3 vs West Virginia (11/12/13)
ACC	N/A

STEALS

Season	2 vs Clemson (1/15/14)
Career	2 vs Clemson (1/15/14)
ACC	2 vs Clemson (1/15/14)



CAREER STATISTICS

Year	GP-GS	Min-Avg.	FGM-FGA-Pct.	3FG-FGA-Pct.	FTM-FTA-Pct.	Off.-Def.	Reb-Avg.	A-TO	Blk	Stl	TP-Avg.
13-14	13-6	34.1-26.2	51-126-.405	24-63-.381	24-32-.750	9-38	47-3.6	27-22	4	8	150-11.5

TREVOR THOMPSON

#32



FRESHMAN • FORWARD • 6-11 • 210

INDIANAPOLIS, IND. •

ST. JOHN'S NORTHWESTERN MILITARY ACADEMY

SEASON STATISTICS

SEASON/CAREER GAME HIGHS

Opponent	Min	FG-A-%	3FG-A-%	FT-A-%	O-D-T	A	TO	Blk	Stl	Pts
USC UPSTATE #		--DNP --								
WEST VIRGINIA	17	2-4-.500	0-0-.000	3-8-.375	1-4-5	0	0	3	0	5
WESTERN CAROLINA #	21	4-7-.571	0-0-.000	7-11-.363	2-9-11	1	3	1	1	15
VMI	15	2-7-.286	0-0-.000	0-0-.000	2-4-6	0	1	5	0	4
No. 1 Michigan State #	16	1-3-.333	0-0-.000	0-0-.000	1-1-2	0	4	0	1	2
Seton Hall #	8	0-2-.000	0-0-.000	0-0-.000	1-0-1	0	0	0	0	0
FURMAN	10	0-0-.000	0-0-.000	0-0-.000	0-1-1	0	2	1	0	0
RADFORD	13	0-0-.000	0-0-.000	1-2-.500	0-1-1	0	1	1	1	1
WINTHROP	2	0-0-.000	0-0-.000	0-0-.000	0-0-0	0	0	0	0	0
Miami *	4	0-0-.000	0-0-.000	0-0-.000	0-0-0	0	0	0	0	0
Virginia Commonwealth ^	18	1-5-.200	0-0-.000	2-4-.500	2-6-8	0	2	1	0	4
UNCG	3	2-4-.500	0-0-.000	0-0-.000	0-2-2	0	0	1	0	4
MAYLAND-EASTERN SHORE	10	2-3-.667	0-0-.000	4-4-1.000	2-3-4	0	2	0	0	8
No. 2 SYRACUSE *	10	1-2-.500	0-0-.000	2-2-1.000	1-1-2	1	0	1	0	4
BOSTON COLLEGE *	13	1-2-.500	0-0-.000	2-2-1.000	2-3-5	0	0	0	0	4
CLEMSON *	4	0-2-.000	0-0-.000	0-0-.000	1-0-1	0	0	0	0	0
Notre Dame *	7	1-4-.250	0-0-.000	0-0-.000	1-1-2	0	0	0	0	2
WAKE FOREST *	18	3-6-.500	0-0-.000	4-7-.571	7-5-12	0	1	2	0	10
Virginia *										
Boston College *										
MARYLAND *										
Florida State *										
Pittsburg *										
MIAMI *										
VIRGINIA *										
NC STATE *										
Duke										
NORTH CAROLINA *										
Maryland *										
Georgia Tech *										

POINTS

Season	15 vs Western Carolina (11/15/13)
Career	15 vs Western Carolina (11/15/13)
ACC	10 vs Wake Forest (1/22/14)

MINUTES PLAYED

Season	21 vs Western Carolina (11/15/13)
Career	21 vs Western Carolina (11/15/13)
ACC	18 vs Wake Forest (1/22/14)

FIELD GOALS MADE

Season	4 vs Western Carolina (11/15/13)
Career	4 vs Western Carolina (11/15/13)
ACC	3 vs Wake Forest (1/22/14)

FIELD GOAL ATTEMPTS

Season	7 vs WCU (11/15/13), vs VMI (11/18/13)
Career	7 vs WCU (11/15/13), vs VMI (11/18/13)
ACC	6 vs Wake Forest (1/22/14)

3-PT FIELD GOALS MADE

Season	N/A
Career	N/A
ACC	N/A

3-PT FIELD GOAL ATTEMPTS

Season	N/A
Career	N/A
ACC	N/A

FREE THROWS MADE

Season	7 vs Western Carolina (11/15/13)
Career	7 vs Western Carolina (11/15/13)
ACC	4 vs Wake Forest (1/22/14)

FREE THROW ATTEMPTS

Season	11 vs Western Carolina (11/15/13)
Career	11 vs Western Carolina (11/15/13)
ACC	7 vs Wake Forest (1/22/14)

REBOUNDS

Season	12 vs Wake Forest (1/22/14)
Career	12 vs Wake Forest (1/22/14)
ACC	12 vs Wake Forest (1/22/14)

ASSISTS

Season	1 vs WCU (11/15/13), vs Syracuse (1/7/14)
Career	1 vs WCU (11/15/13), vs Syracuse (1/7/14)
ACC	1 vs Syracuse (1/7/14)

BLOCKS

Season	5 vs VMI (11/18/13)
Career	5 vs VMI (11/18/13)
ACC	2 vs Wake Forest (1/22/14)

STEALS

Season	1, 3x, last vs Radford (11/29/13)
Career	1, 3x, last vs Radford (11/29/13)
ACC	N/A



2013-2014 NOTES

Has played in 17 games, making one start ... Made collegiate debut in the win over West Virginia, scoring five points, grabbing five rebounds and blocking three shots ... Recorded a double-double with 15 points and 11 rebounds against Western Carolina ... Grabbed six rebounds and blocked five shots against VMI ... Grabbed eight rebounds and added four points off the bench against VCU ... Scored four points and blocked a shot in just three minutes of action against UNCG ... Brought down four rebounds and added eight points against UMES ... Made the first start of his career against No. 2 Syracuse, scoring four points and grabbing two rebounds ... Recorded the second double-double of his career with 10 points and 12 rebounds against Wake Forest.

CAREER STATISTICS

Year	GP-GS	Min-Avg.	FGM-FGA-Pct.	3FG-FGA-Pct.	FTM-FTA-Pct.	Off.-Def.	Reb-Avg.	A-TO	Blk	Stl	TP-Avg.
13-14	17-1	189-11.1	20-51-.392	0-0-.000	25-40-.625	23-41	64-3.8	2-16	16	3	65-3.8

*- ACC games; # - Coaches vs. Cancer Classic; ^ - Governor's Holiday Hoops Classic.

DEVIN WILSON

FRESHMAN • GUARD • 6-4 • 185
MCKEES ROCKS, PA • MONTOUR

#11



SEASON STATISTICS

Opponent	Min	FG-A-%	3FG-A-%	FT-A-%	O-D-T	A	TO	Blk	Stl	Pts
- USC UPSTATE #	34	1-3-.333	0-1-.000	2-4-.500	1-3-4	3	3	0	0	4
- WEST VIRGINIA	34	4-7-.571	0-1-.000	8-8-1.000	0-5-5	4	2	0	0	16
- WESTERN CAROLINA #	35	2-4-.500	0-0-.000	4-8-.500	1-4-5	4	4	0	0	5
- VMI	31	4-7-.571	0-1-.000	5-5-1.000	1-4-5	4	5	0	1	13
- No. 1 Michigan State #	26	0-2-.000	0-0-.000	0-0-.000	0-2-2	5	4	0	2	0
- Seton Hall #	30	0-3-.000	0-0-.000	2-2-1.000	0-5-5	8	2	0	1	2
- FURMAN	31	2-4-.500	0-2-.000	2-3-.667	0-4-4	11	1	0	0	6
- RADFORD	26	3-5-.600	1-2-.500	1-2-.500	0-2-2	3	4	0	1	8
- WINTHROP	37	3-3-1.000	0-0-.000	5-6-.833	0-3-3	8	5	1	0	11
- Miami *	40	0-2-.000	0-0-.000	1-3-.333	0-2-2	5	1	0	1	1
- Virginia Commonwealth ^	32	1-4-.250	0-0-.000	2-4-.500	1-3-4	4	6	0	1	4
- UNCG	35	2-4-.500	0-0-.000	3-7-.429	1-6-7	6	3	0	0	7
- MAYLAND-EASTERN SHORE	27	4-6-.667	1-1-1.000	7-8-.875	0-2-2	3	3	1	1	16
- No. 2 SYRACUSE *	27	0-3-.000	0-1-.000	3-4-.750	0-1-1	2	2	0	2	3
- BOSTON COLLEGE *	30	3-4-.750	1-1-1.000	2-8-.250	2-4-6	4	0	0	3	9
- CLEMSON *	32	5-11-.454	2-2-1.000	2-8-.250	0-1-1	2	2	0	0	14
- Notre Dame *	36	7-10-.700	1-2-.500	5-7-.714	0-4-4	7	2	0	1	20
- WAKE FOREST *	40	6-10-.600	3-4-.750	11-14-.786	2-2-4	4	2	0	2	26
Virginia *										
Boston College *										
MARYLAND *										
Florida State *										
Pittsburg *										
MIAMI *										
VIRGINIA *										
NC STATE *										
Duke										
NORTH CAROLINA *										
Maryland *										
Georgia Tech *										

* - ACC games; # - Coaches vs. Cancer Classic; ^ - Governor's Holiday Hoops Classic.

SEASON/CAREER GAME HIGHS

POINTS

Season	26 vs Wake Forest (1/22/13)
Career	26 vs Wake Forest (1/22/13)
ACC	26 vs Wake Forest (1/22/13)

MINUTES PLAYED

Season	40 at Miami (12/8/13), vs WF(1/22/13)
Career	40 at Miami (12/8/13), vs WF (1/22/13)
ACC	40 at Miami (12/8/13), vs WF(1/22/13)

FIELD GOALS MADE

Season	7 at Notre Dame (1/19/14)
Career	7 at Notre Dame (1/19/14)
ACC	7 at Notre Dame (1/19/14)

FIELD GOAL ATTEMPTS

Season	11 vs Clemson (1/15/14)
Career	11 vs Clemson (1/15/14)
ACC	11 vs Clemson (1/15/14)

3-PT FIELD GOALS MADE

Season	3 vs Wake Forest (1/22/14)
Career	3 vs Wake Forest (1/22/14)
ACC	3 vs Wake Forest (1/22/14)

3-PT FIELD GOAL ATTEMPTS

Season	4 vs Wake Forest (1/22/14)
Career	4 vs Wake Forest (1/22/14)
ACC	4 vs Wake Forest (1/22/14)

FREE THROWS MADE

Season	11 vs Wake Forest (1/22/14)
Career	11 vs Wake Forest (1/22/14)
ACC	11 vs Wake Forest (1/22/14)

FREE THROW ATTEMPTS

Season	14 vs Wake Forest (1/22/14)
Career	14 vs Wake Forest (1/22/14)
ACC	14 vs Wake Forest (1/22/14)

REBOUNDS

Season	7 vs UNCG (12/28/13)
Career	7 vs UNCG (12/28/13)
ACC	4 at ND (1/19/14), vs WF (1/22/14)

ASSISTS

Season	11 vs Furman (11/26/13)
Career	11 vs Furman (11/26/13)
ACC	7 at Notre Dame (1/19/14)

BLOCKS

Season	1 vs Winthrop (12/3), vs UMES (12/31/13)
Career	1 vs Winthrop (12/3), vs UMES (12/31/13)
ACC	N/A

STEALS

Season	2, 3x, last vs Wake Forest (1/22/14)
Career	2, 3x, last vs Wake Forest (1/22/14)
ACC	2 vs SU (1/7/14), vs WF (1/22/14)



2013-2014 NOTES

Has started all 18 games ... Had four points and three assists in his collegiate debut against USC Upstate ... Went a perfect 8-for-8 from the free throw line enroute to a 16-point, five-rebound outing in the win over West Virginia ... Had four assists and five points against Western Carolina ... Had four assists and 13 points against VMI ... Made two steals and added five assists against Michigan State ... Tallied eight assists and grabbed five rebounds against Seton Hall ... Matched a freshman record with 11 assists, also adding six points against Furman ... Scored eight points in the win over Radford ... Neared a perfect shooting night, going 3-for-3 from the field and 5-for-6 from the line enroute to an 11-point, eight-assist performance against Winthrop ... Had five assists in the overtime win at Miami ... Scored four points and added four assists against VCU ... Had six assists, seven points and seven rebounds against UNCG ... Matched a career best with 16 points in the win over UMES ... Scored nine points, grabbed six rebounds and added four assists against Boston College ... Led the team with 14 points against Clemson ... Scored 18 points in the second half and finished the game at Notre Dame with 20 points and seven assists ... Had another impressive second half, finishing the game with 26 points and four assists.

CAREER STATISTICS

Year	GP-GS	Min-Avg.	FGM-FGA-Pct.	3FG-FGA-Pct.	FTM-FTA-Pct.	Off.-Def.	Reb-Avg.	A-TO	Blk	Stl	TP-Avg.
13-14	18-18	583-32.3	47-92-.511	9-18-.500	65-101-.644	9-57	66-3.7	87-51	2	16	168-9.3

THE STAT CREW SYSTEM
Virginia Tech Combined Team Statistics (as of Jan 22, 2014)
All games

RECORD:	OVERALL	HOME	AWAY	NEUTRAL
ALL GAMES	8-10	7-6	1-1	0-3
CONFERENCE	1-5	0-4	1-1	0-0
NON-CONFERENCE	7-5	7-2	0-0	0-3

#	Player	gp-gs	min	avg	Total		3-Point		F-Throw		Rebounds				pf	dq	a	to	blk	stl	pts	avg
					fg-fga	fg%	3fg-fga	3fg%	ft-fa	ft%	off	def	tot	avg								
31	Jarell Eddie	18-17	579	32.2	90-235	.383	50-116	.431	37-45	.822	19	84	103	5.7	27	0	29	32	10	7	267	14.8
15	Ben Emelogu	13-6	341	26.2	51-126	.405	24-63	.381	24-32	.750	9	38	47	3.6	32	1	27	22	4	8	150	11.5
03	Adam Smith	14-9	361	25.8	56-146	.384	24-67	.358	18-22	.818	3	29	32	2.3	17	0	30	20	0	2	154	11.0
11	Devin Wilson	18-18	583	32.4	47-92	.511	9-18	.500	65-101	.644	9	57	66	3.7	50	1	87	51	2	16	168	9.3
42	C.J. Barksdale	14-8	296	21.1	46-90	.511	7-18	.389	23-28	.821	21	44	65	4.6	20	0	10	14	11	4	122	8.7
04	Cadarian Raines	14-7	219	15.6	30-61	.492	0-0	.000	20-32	.625	17	27	44	3.1	30	0	8	14	10	4	80	5.7
33	Marshall Wood	17-9	299	17.6	29-74	.392	15-38	.395	16-20	.800	15	57	72	4.2	24	0	8	17	6	2	89	5.2
02	Joey van Zegeren	18-11	354	19.7	39-76	.513	0-1	.000	14-40	.350	42	45	87	4.8	51	3	5	26	38	8	92	5.1
32	Trevor Thompson	17-1	189	11.1	20-51	.392	0-0	.000	25-40	.625	23	41	64	3.8	30	0	2	16	16	3	65	3.8
25	Will Johnston	17-3	250	14.7	15-39	.385	14-36	.389	8-13	.615	3	22	25	1.5	16	0	9	5	0	3	52	3.1
22	Christian Beyer	15-1	149	9.9	8-14	.571	2-5	.400	2-6	.333	13	26	39	2.6	17	0	6	9	1	2	20	1.3
14	Greg Donlon	5-0	5	1.0	1-2	.500	0-0	.000	1-2	.500	0	1	1	0.2	2	0	0	0	0	0	3	0.6
Team											30	29	59				6					
Total.....		18	3625		432-1006	.429	145-362	.401	253-381	.664	204	500	704	39.1	316	5	221	232	98	59	1262	70.1
Opponents.....		18	3625		437-1094	.399	135-407	.332	233-355	.656	205	425	630	35.0	335	-	212	160	64	112	1242	69.0

TEAM STATISTICS	VT	OPP	Date	Opponent	Score	Att.
SCORING	1262	1242	11/09/13	USC UPSTATE	L 63-64	5321
Points per game	70.1	69.0	11/12/13	WEST VIRGINIA	w 87-82	5049
Scoring margin	+1.1	-	11/15/13	WESTERN CAROLINA	w 79-61	5617
FIELD GOALS-ATT	432-1006	437-1094	11/18/13	VMI	w 105-92	4162
Field goal pct	.429	.399	11/22/13	vs Michigan State	L 77-96	0
3 POINT FG-ATT	145-362	135-407	11/23/13	vs Seton Hall	L 67-68	0
3-point FG pct	.401	.332	11/26/13	FURMAN	w 75-54	3470
3-pt FG made per game	8.1	7.5	11/29/13	RADFORD	w 81-56	5217
FREE THROWS-ATT	253-381	233-355	12/03/13	WINTHROP	w 81-63	3888
Free throw pct	.664	.656	* 12-08-13	at Miami	Wot 61-60	6270
F-Throws made per game	14.1	12.9	12/21/13	vs VCU	L 52-82	10605
REBOUNDS	704	630	12/28/13	UNCG	L 52-55	4847
Rebounds per game	39.1	35.0	12/31/13	UMES	w 82-66	4179
Rebounding margin	+4.1	-	* 01/07/14	SYRACUSE	L 52-72	4367
ASSISTS	221	212	* 01/11/14	BOSTON COLLEGE	L 59-62	3972
Assists per game	12.3	11.8	* 01/15/14	CLEMSON	L 49-56	4022
TURNOVERS	232	160	* 01-19-14	at Notre Dame	L 63-70	8849
Turnovers per game	12.9	8.9	* 01/22/14	WAKE FOREST	L 77-83	5156
Turnover margin	-4.0	-				
Assist/turnover ratio	1.0	1.3				
STEALS	59	112				
Steals per game	3.3	6.2				
BLOCKS	98	64				
Blocks per game	5.4	3.6				
ATTENDANCE	59267	25724				
Home games-Avg/Game	13-4559	2-7560				
Neutral site-Avg/Game	-	3-3535				

* - Conference game

Score by Periods	1st	2nd	OT	Totals
Virginia Tech	590	667	5	1262
Opponents	579	659	4	1242

THE STAT CREW SYSTEM
Virginia Tech Combined Team Statistics (as of Jan 22, 2014)
Conference games

RECORD:	OVERALL	HOME	AWAY	NEUTRAL
ALL GAMES	1-5	0-4	1-1	0-0
CONFERENCE	1-5	0-4	1-1	0-0
NON-CONFERENCE	0-0	0-0	0-0	0-0

##	Player	gp-gs	min	avg	Total		3-Point		F-Throw		Rebounds				pf	dq	a	to	blk	stl	pts	avg	
					fg-fga	fg%	3fg-fga	3fg%	ft-fta	ft%	off	def	tot	avg									
11	Devin Wilson	6-6	205	34.2	21-40	.525	7-10	.700	24-44	.545	4	14	18	3.0	16	0	24	9	0	9	73	12.2	
31	Jarell Eddie	6-5	194	32.3	21-73	.288	14-41	.341	9-9	1.000	6	23	29	4.8	7	0	9	10	2	4	65	10.8	
15	Ben Emelogu	4-3	122	30.5	14-42	.333	6-23	.261	5-9	.556	3	14	17	4.3	4	0	7	5	0	5	39	9.8	
42	C.J. Barksdale	5-4	109	21.8	17-32	.531	5-10	.500	3-6	.500	3	14	17	3.4	8	0	2	3	3	1	42	8.4	
04	Cadarian Raines	4-0	71	17.8	11-28	.393	0-0	.000	6-11	.545	5	6	11	2.8	7	0	2	3	1	0	28	7.0	
03	Adam Smith	5-1	107	21.4	12-41	.293	7-28	.250	0-0	.000	0	4	4	0.8	4	0	6	4	0	0	31	6.2	
02	Joey van Zegeren	6-6	146	24.3	18-34	.529	0-0	.000	1-8	.125	19	14	33	5.5	19	1	2	11	15	5	37	6.2	
32	Trevor Thompson	6-1	56	9.3	6-16	.375	0-0	.000	8-11	.727	12	10	22	3.7	8	0	1	1	3	0	20	3.3	
33	Marshall Wood	5-1	62	12.4	4-14	.286	3-8	.375	0-0	.000	3	11	14	2.8	5	0	2	3	0	1	11	2.2	
22	Christian Beyer	5-1	70	14.0	3-6	.500	0-1	.000	1-2	.500	6	9	15	3.0	9	0	2	3	1	1	7	1.4	
25	Will Johnston	6-2	83	13.8	2-10	.200	2-9	.222	2-3	.667	1	7	8	1.3	8	0	5	2	0	1	8	1.3	
Team											11	10	21										
Total.....		6	1225		129-336	.384	44-130	.338	59-103	.573	73	136	209	34.8	95	1	62	56	25	27	361	60.2	
Opponents.....		6	1225		147-341	.431	47-123	.382	62-99	.626	70	159	229	38.2	95	-	69	56	18	28	403	67.2	

TEAM STATISTICS	VT	OPP	Date	Opponent	Score	Att.
SCORING	361	403	* 12-08-13	at Miami	Wot 61-60	6270
Points per game	60.2	67.2	* 01/07/14	SYRACUSE	L 52-72	4367
Scoring margin	-7.0	-	* 01/11/14	BOSTON COLLEGE	L 59-62	3972
FIELD GOALS-ATT	129-336	147-341	* 01/15/14	CLEMSON	L 49-56	4022
Field goal pct	.384	.431	* 01-19-14	at Notre Dame	L 63-70	8849
3 POINT FG-ATT	44-130	47-123	* 01/22/14	WAKE FOREST	L 77-83	5156
3-point FG pct	.338	.382	* - Conference game			
3-pt FG made per game	7.3	7.8				
FREE THROWS-ATT	59-103	62-99				
Free throw pct	.573	.626				
F-Throws made per game	9.8	10.3				
REBOUNDS	209	229				
Rebounds per game	34.8	38.2				
Rebounding margin	-3.3	-				
ASSISTS	62	69				
Assists per game	10.3	11.5				
TURNOVERS	56	56				
Turnovers per game	9.3	9.3				
Turnover margin	+0.0	-				
Assist/turnover ratio	1.1	1.2				
STEALS	27	28				
Steals per game	4.5	4.7				
BLOCKS	25	18				
Blocks per game	4.2	3.0				
ATTENDANCE	17517	15119				
Home games-Avg/Game	4-4379	2-7560				
Neutral site-Avg/Game	-	0-0				

Score by Periods	1st	2nd	OT	Totals
Virginia Tech	161	195	5	361
Opponents	205	194	4	403

THE STAT CREW SYSTEM
Virginia Tech Team Game-by-Game Comparison (as of Jan 22, 2014)
All games

Opponent	1st	2nd	Score	Mar	Total FG	FG Pct	3-Pointers	3FG Pct	Free Throws	FT Pct	Rebounds	Assist	T/Over	Block	Steal	Fouls
USC UPSTATE	31/33	32/31	63-64	(1)	23-59/24-64	.390/.375	8-22/5-16	.364/.313	9-18/11-16	.500/.688	39/39 -	11/14	10/9	6/9	3/4	12/16
WEST VIRGINIA	36/41	51/41	87-82	+5	26-57/25-70	.456/.357	5-15/11-24	.333/.458	30-38/21-33	.789/.636	43/43 -	7/14	16/11	13/1	0/7	25/28
WESTERN CAROLINA	38/18	41/43	79-61	+18	25-52/20-61	.481/.328	6-13/3-25	.462/.120	23-41/18-31	.561/.581	46/32 +14	13/9	13/10	4/4	5/6	22/32
VMI	44/33	61/59	105-92	+13	36-69/33-79	.522/.418	11-17/10-36	.647/.278	22-26/16-23	.846/.696	52/31 +21	16/8	16/4	9/6	1/7	21/20
Michigan State	33/46	44/50	77-96	(19)	25-61/36-71	.410/.507	13-27/14-35	.481/.400	14-15/10-13	.933/.769	39/34 +5	13/26	17/6	1/6	4/13	16/16
Seton Hall	36/38	31/30	67-68	(1)	23-57/20-62	.404/.323	10-19/10-26	.526/.385	11-15/18-25	.733/.720	41/42 (1)	14/14	14/7	8/5	3/3	22/15
FURMAN	31/17	44/37	75-54	+21	28-59/20-56	.475/.357	12-30/4-17	.400/.235	7-10/10-12	.700/.833	37/31 +6	19/4	11/11	5/2	2/5	13/13
RADFORD	48/28	33/28	81-56	+25	27-54/20-58	.500/.345	7-15/4-22	.467/.182	20-26/12-19	.769/.632	41/29 +12	13/10	11/11	8/1	4/4	19/23
WINTHROP	42/33	39/30	81-63	+18	29-48/23-58	.604/.397	9-20/7-22	.450/.318	14-20/10-15	.700/.667	37/22 +15	16/9	18/10	8/1	3/6	15/20
Miami	23/31	33/25	61-60	+1	24-69/24-69	.348/.348	12-34/4-15	.353/.267	1-3/8-14	.333/.571	43/50 (7)	11/7	10/12	3/4	6/4	13/13
VCU	22/42	30/40	52-82	(30)	17-48/30-70	.354/.429	9-20/12-25	.450/.480	9-18/10-20	.500/.500	44/38 +6	9/17	27/7	4/5	3/22	20/15
UNCG	22/22	30/33	52-55	(3)	18-50/19-52	.360/.365	3-15/3-12	.200/.250	13-23/14-16	.565/.875	34/34 -	10/11	15/13	4/2	1/2	13/19
UMES	46/23	36/43	82-66	+16	26-56/20-52	.464/.385	8-19/5-24	.421/.208	22-28/21-33	.786/.636	42/26 +16	18/7	8/5	3/4	3/5	23/23
SYRACUSE	29/35	23/37	52-72	(20)	18-49/28-60	.367/.467	7-24/9-22	.292/.409	9-17/7-13	.529/.538	25/41 (16)	10/11	8/7	5/5	4/6	15/17
BOSTON COLLEGE	34/32	25/30	59-62	(3)	20-57/22-51	.351/.431	7-22/10-26	.318/.385	12-21/8-14	.571/.571	38/38 -	8/13	6/10	6/3	5/2	13/12
CLEMSON	24/25	25/31	49-56	(7)	20-48/19-47	.417/.404	5-16/6-16	.313/.375	4-14/12-20	.286/.600	30/33 (3)	10/7	9/8	2/2	4/4	15/12
Notre Dame	24/39	39/31	63-70	(7)	25-48/24-58	.521/.414	4-11/9-28	.364/.321	9-15/13-18	.600/.722	35/30 +5	12/14	17/10	6/0	3/10	19/18
WAKE FOREST	27/43	50/40	77-83	(6)	22-65/30-56	.338/.536	9-23/9-16	.391/.563	24-33/14-20	.727/.700	38/37 +1	11/17	6/9	3/4	5/2	20/23

Note: Game totals are displayed in the format TEAM/OPPONENT for each category

THE STAT CREW SYSTEM
Virginia Tech Points-Rebounds-Assists (as of Jan 22, 2014)
All games

Opponent	Date	Score		02	03	04	11	14	15	22
				ZEGEREN,JO	SMITH,ADAM	RAINES,CAD	WILSON,DEV	DONLON,GRE	EMELOGU,BE	BEYER,CHRI
USC UPSTATE	11/09/13	63-64	L	2-7-0	7-3-3	17-4-1	4-4-3	DNP	6-1-2	0-4-1
WEST VIRGINIA	11/12/13	87-82	w	2-3-0	19-4-1	4-4-0	16-5-4	DNP	22-6-1	3-5-0
WESTERN CAROLINA	11/15/13	79-61	w	9-4-1	6-3-3	5-7-2	8-5-4	DNP	16-3-1	0-0-0
VMI	11/18/13	105-92	w	3-5-0	11-3-3	9-5-2	13-5-4	DNP	19-4-3	DNP
vs Michigan State	11/22/13	77-96	L	0-0-0	27-6-5	0-2-0	0-2-5	0-0-0	5-2-1	3-2-0
vs Seton Hall	11/23/13	67-68	L	1-4-0	11-3-1	4-4-0	2-5-8	DNP	18-0-0	DNP
FURMAN	11/26/13	75-54	w	10-5-0	11-1-3	0-1-0	6-4-11	0-0-0	DNP	0-0-0
RADFORD	11/29/13	81-56	w	1-6-2	28-4-5	DNP	8-2-3	2-1-0	DNP	0-0-0
WINTHROP	12/03/13	81-63	w	9-7-0	DNP	8-4-1	11-3-8	DNP	DNP	0-1-1
at Miami	12-08-13	61-60	w	8-10-0	8-1-3	0-1-0	1-2-5	DNP	11-5-2	0-1-0
vs VCU	12/21/13	52-82	L	4-5-0	3-1-0	DNP	4-4-4	0-0-0	12-6-1	2-8-0
UNCG	12/28/13	52-55	L	11-7-0	DNP	0-1-0	7-7-6	DNP	11-5-2	0-0-0
UMES	12/31/13	82-66	w	3-1-0	DNP	5-1-0	16-2-3	1-0-0	2-3-9	5-4-2
SYRACUSE	01/07/14	52-72	L	6-5-2	9-1-1	3-1-1	3-1-2	DNP	9-2-0	DNP
BOSTON COLLEGE	01/11/14	59-62	L	2-4-0	12-1-1	DNP	9-6-4	DNP	8-4-2	3-1-0
CLEMSON	01/15/14	49-56	L	11-5-0	2-0-0	DNP	14-1-2	DNP	11-6-3	4-7-0
at Notre Dame	01-19-14	63-70	L	4-4-0	0-1-1	20-6-0	20-4-7	DNP	DNP	0-4-1
WAKE FOREST	01/22/14	77-83	L	6-5-0	DNP	5-3-1	26-4-4	DNP	DNP	0-2-1

Opponent	Date	Score		25	31	32	33	42
				JOHNSTON,W	EDDIE,JARE	THOMPSON,T	WOOD,MARSH	BARKSDALE,
USC UPSTATE	11/09/13	63-64	L	6-0-0	18-7-1	DNP	3-3-0	DNP
WEST VIRGINIA	11/12/13	87-82	w	0-0-0	10-3-1	7-5-0	4-6-0	DNP
WESTERN CAROLINA	11/15/13	79-61	w	0-0-0	17-6-0	15-11-1	3-2-1	DNP
VMI	11/18/13	105-92	w	2-1-0	21-7-1	4-6-0	7-8-0	16-6-3
vs Michigan State	11/22/13	77-96	L	4-3-1	23-1-0	2-2-0	5-5-1	8-7-0
vs Seton Hall	11/23/13	67-68	L	DNP	19-11-4	0-1-0	3-3-1	9-5-0
FURMAN	11/26/13	75-54	w	12-5-1	14-10-2	0-1-0	13-4-1	9-6-1
RADFORD	11/29/13	81-56	w	4-1-0	13-10-2	1-1-0	10-6-0	14-10-1
WINTHROP	12/03/13	81-63	w	3-0-1	34-7-2	0-0-0	3-7-2	13-6-1
at Miami	12-08-13	61-60	w	0-2-0	24-8-0	0-0-0	9-6-1	DNP
vs VCU	12/21/13	52-82	L	3-1-0	12-1-4	4-8-0	6-4-0	2-1-0
UNCG	12/28/13	52-55	L	1-2-0	4-2-2	4-2-0	14-5-0	0-1-0
UMES	12/31/13	82-66	w	9-4-1	17-9-1	8-5-0	7-5-0	9-6-2
SYRACUSE	01/07/14	52-72	L	0-1-0	6-2-3	4-2-1	0-2-0	12-4-0
BOSTON COLLEGE	01/11/14	59-62	L	0-2-0	10-8-1	4-5-0	0-0-0	11-3-0
CLEMSON	01/15/14	49-56	L	0-1-1	3-2-3	0-1-0	DNP	4-4-1
at Notre Dame	01-19-14	63-70	L	3-0-2	2-4-1	2-2-0	0-5-0	12-4-0
WAKE FOREST	01/22/14	77-83	L	5-2-2	20-5-1	10-12-0	2-1-1	3-2-1