

#VTvsND

VIRGINIA TECH HOKIE HOOPS



VS.



Hokies make first ACC visit to South Bend to face Notre Dame on ESPNU Sunday Night

Sun., Jan. 19, 2014 • 6 p.m.
Purcell Pavilion (9,149)

Notre Dame, Ind.

Series vs. ND: ND, 3-1

Series Streak: ND, three

Last Meeting vs. the Irish:

ND, 74-63, 1-20-04, Cassell Coliseum

Live Stats: hokiesports.com

Sirius: 108 **XM:** 130

Notre Dame broadcast

#VTMBBTweets

About Tonight's Game

The Hokies are 8-8 on the season and 1-3 in ACC action.

The Fighting Irish are 10-7 overall and 1-3 in the ACC after a 74-66 loss at Maryland on Wednesday night.

The Irish lead the all-time series, 3-1.

Clemson 56, VT 49

The Hokies lost to Clemson, 56-49, in Cassell Coliseum on Wednesday night.

Devin Wilson led all scorers with 14 points for the Hokies.

Ben Emelogu and **Joey van Zegeren** added 11 each for the Hokies.

Christian Beyer came off the bench to lead the Hokies with seven rebounds.

Scoring 1,000

With his first three-pointer in the loss to #2/2 Syracuse, **Jarell Eddie** became the 44th player in school history to score 1,000 career points.

Eddie currently has 1,016 points at Virginia Tech and is 43rd in career scoring for the Hokies.

Game No. 2,500

The Clemson game was the 2,500th game in Virginia Tech men's basketball history.

The First VT-ND Meeting

In the first-ever meeting between the two schools, the Hokies defeated Notre Dame, 92-91, in overtime to win the 1973 NIT Championship in Madison Square Garden. The Fighting Irish were coached that season by tonight's honoree, Richard "Digger" Phelps.

Up Next

The Hokies return to Cassell Coliseum on Wednesday night to face Wake Forest. The game, televised by regional sports networks, will tip-off at 7 p.m.

Game 17

2013-14 GAME NOTES

SCHEDULE & RESULTS (8-8, 1-3 ACC)

Date Opponent

Coaches Vs. Cancer Classic (Blacksburg, Va.)

11/ 9 USC UPSTATE (ESPN3) L 63-64

11/12 WEST VIRGINIA (ESPN) W 87-82

Coaches Vs. Cancer Classic (Blacksburg, Va.)

11/15 WESTERN CAROLINA (ESPN3) W 79-61

11/18 VMI (ESPN3) W 105-92

Coaches Vs. Cancer Classic (Brooklyn, N.Y.)

11/22 vs. #1 Michigan State# (truTV)L 77-96

11/23 vs. Seton Hall# (truTV) L 67-68

11/26 FURMAN (ESPN3) W 75-54

11/29 RADFORD (ESPN3) W 81-56

12/ 3 WINTHROP (ESPN3) W 81-63

12/ 8 at Miami* (ESPNU) W 61-60 (OT)

Governor's Holiday Hoops Classic (Richmond, Va.)

12/21 vs. VCU% (NBCSN) L 52-82

12/28 UNC GREENSBORO (ESPN3) L 52-55

12/31 UMES (ESPN3) W 82-66

1/ 7 #2/2 SYRACUSE* (ACCN) L 52-72

1/11 BOSTON COLLEGE* (RSN) L 59-62

1/15 CLEMSON* (RSN) L 49-56

1/19 at Notre Dame* 6 p.m. ESPNU

1/22 WAKE FOREST* 7 p.m. RSN

1/25 at Virginia* 3 p.m. ACCN

1/29 at Boston College* 7 p.m. RSN

2/ 1 MARYLAND* 12 p.m. ACCN

2/ 5 at Florida State* 9 p.m. RSN

2/ 8 at Pittsburgh* 12 p.m. RSN

2/15 MIAMI* 6 p.m. RSN

2/18 VIRGINIA* 9 p.m. ACCN

2/22 NC STATE* 2 p.m. RSN

2/25 at Duke* 7 p.m. ESPNU

3/ 1 NORTH CAROLINA* 2:30 p.m. ACCN

3/ 4 at Maryland* 8 p.m. ACCN

3/ 8 at Georgia Tech* 2 p.m. ESPNU/2

ACC Tournament (Greensboro, N.C.)

3/13- ACC Tournament ACCN/ESPN/ESPN2

3/16 (Greensboro Coliseum, Greensboro, N.C.)

* - Atlantic Coast Conference Games

- Coaches Vs. Cancer Classic

% - Governor's Holiday Hoops Classic

All times are EST and are subject to change

Television/Internet

ESPNU

Carter Blackburn, Jay Williams & Allison Williams



Radio

Virginia Tech IMG Sports Network
Bill Roth & Mike Burnop

Follow us on twitter

@VT_MBBall



Virginia Tech Athletics Communications

Primary Contact

Bill Dyer - Associate Director

wdyer@vt.edu

(o) - 540-231-8853

(c) - 540-998-5906

Secondary Contact

Rachel Perreault - Assistant Director

rachelp5@vt.edu

(o) - 540-231-2228

Hokie starters from last game

F	42	C.J. Barksdale	Jr.	6-8	Danville, Va.
		<i>Third on team in scoring in ACC play</i>			
F	2	Joey van Zegeren	r-So.	6-10	Hoogeveen, The Netherlands
		<i>Scored 11 points in loss to Clemson</i>			
F	31	Jarell Eddie	Sr.	6-7	Charlotte, N.C.
		<i>Leads the Hokies in scoring and rebounding</i>			
G	15	Ben Emelogu	Fr.	6-5	Grand Prairie, Texas
		<i>Earned first career start vs. VCU</i>			
G	11	Devin Wilson	Fr.	6-4	McKees Rocks, Pa.
		<i>Led all scorers with 14 points in loss to Clemson</i>			

The Series vs. Notre Dame

The Fighting Irish lead the all-time series, 3-1 and have won the last three meetings between the two schools ... Notre Dame won the last meeting, 74-63, in Cassell Coliseum on Jan. 20, 2004 ... Tech is 0-1 in road games against the Irish ... This is the first meeting between the two schools as members of the ACC ... Tech was 0-3 against UND in Big East Conference games.

Last Time Out: Clemson 56, VT 49

The Hokies dropped another close one to Clemson, 56-49, on Wednesday night in Cassell Coliseum ... **Devin Wilson** led the Hokies with 14 points and **Joey van Zegeren** and **Ben Emelogu** each added 11 points in the loss ... **Christian Beyer** came off the bench to lead Tech with seven rebounds ... The Hokies outshot the Tigers from the floor, but made just four of 14 free throw attempts in the contest.

The First Time We Met

Tonight is the fourth meeting between the two schools and the first as fellow members of the Atlantic Coast Conference ... The first meeting between the two schools was one of the most memorable games in Virginia Tech history ... On Sunday, March 25, 1973, the Hokies defeated Notre Dame, 92-91, in overtime to win the 1973 NIT Championship, the first of the Hokies' two NIT titles ... Bobby Stevens hit a bucket at the buzzer in the extra period to give the then-Gobblers the win ... The head coach of the Hokies was Don DeVoe and the head coach of the Fighting Irish was tonight's honoree, Richard "Digger" Phelps ... The Hokies had defeated New Mexico, Fairfield and Alabama to advance to the championship game and all four wins in the tournament were by two-or-fewer points.

A Dynamic Duo

The Hokies are starting a pair of freshmen in the backcourt this season, **Ben Emelogu** and **Devin Wilson** ... The pair is averaging 19.1 points per game this season, the second-highest average for any freshman duo in the ACC this season ... Only the duo of Jabari Parker and Matt Jones of Duke, who are averaging 21.3 points per game, is ahead of Wilson and Emelogu ... NC State's duo of Anthony Barber and Lennard Freeman is third at 15.9 points per game.



Devin Wilson



Ben Emelogu

Putting in the Time

Devin Wilson is averaging 31.7 minutes played per game this season, second-highest on the team ... The last Hokie to average more minutes played in their freshman season were teammates Zabian Dowdell and Jamon Gordon, who averaged 33.8 and 33.3 minutes played per game in their freshman season of 2003-04.

Better on the Boards

The Hokies are averaging 39.4 rebounds per game this season, up from an average of 35.8 last season ... The last time the Hokies averaged more than 39.4 rebounds per game was the 2001-02 season, when Tech averaged 39.8 rebounds per game.

Reaching New Levels

With his three-point field goal at the 18:21 mark of the first half in the loss to #2/2 Syracuse, **Jarell Eddie** recorded his 1,000th career point ... He was the 44th player in Virginia Tech history to score 1,000 career points ... He has a career point total of 1,016 points, 43rd on the all-time list.



Jarell Eddie

They Were the Champions, My Friends

On the weekend on Oct. 26, 2013, Virginia Tech welcomed the 1973 NIT Champion basketball team back to campus for their 40th reunion ... That team, coached by Don DeVoe, defeated New Mexico, Fairfield, Alabama and Notre Dame in Madison Square Garden to capture the school's first-ever NIT title ... Tech downed the Irish, 92-91 in overtime in the championship game ... Bobby Stevens hit a jumper at the buzzer to claim the win.

Being Stingy

In the loss to Boston College on Jan. 11, the Hokies committed a season-low six turnovers ... That is the fewest turnovers for the Hokies in a game since committing five turnovers in a loss at Clemson on Jan. 27 last season ... Tech has committed single-digit turnovers in each of the last four games.

Dishing It Out

In the win over Furman, **Devin Wilson** recorded 11 assists ... The last Hokie freshman to record 11 assists in a single game was Dell Curry, who had 11 assists as a freshman against Maryland-Eastern Shore on Dec. 4, 1982 ... The 11 assists is also one assist shy of the Tech overall school record of 12, set by Dave Sensibaugh, Bimbo Coles and, most recently, Troy Manns in 1997 ... Wilson also has two games of eight assists each ... Wilson is fourth in assists in the ACC, second among ACC freshmen.

And Hauling It In

Devin Wilson grabbed a career-high seven rebounds in the loss to UNCG ... It is the most rebounds for a Virginia Tech freshman point guard since Malcolm Delaney grabbed eight rebounds in a win over Boston College on Feb. 26, 2008.

And Scoring the Ball

Devin Wilson had "just" three assists in the win over Maryland-Eastern Shore, but concentrated more on scoring the ball ... While fellow freshman **Ben Emelogu** recorded a career-high nine assists and no turnovers, Wilson tied a career-best with 16 points ... He also made his second three-pointer of the season ... He is averaging 10.5 points per game in calendar 2014.

JvZ Comes Up Big

Joey van Zegeren continues his strong showing for the Hokies ... JvZ earned his first start of the season in the win over Radford, grabbing six rebounds and blocking three shots and followed that with nine points and seven rebounds in the win over Winthrop, including scoring eight points in the first four minutes of the game ... In the ACC overtime win at Miami, JvZ grabbed a career-high 10 rebounds, while adding eight points in a career-high 35 minutes of action ... He blocked three shots and grabbed five rebounds in the loss to VCU, but played just 20 minutes due to foul troubles ... In the loss to UNCG, JvZ scored a career-high 11 points and grabbed seven rebounds and he led the Hokies in rebounding in the loss to No. 2/2 Syracuse ... He tied his career-high with five blocked shots in the loss to Boston College and scored 11 points in the loss to Clemson.



Joey van Zegeren

Balanced Attack

When **Devin Wilson** led the Hokies in scoring in the loss to Clemson, he became the sixth different Hokie to lead the team in scoring so far this season ... Last season, only Erick Green and **Jarell Eddie** led the team in scoring in a game.

Increased Swats

The Hokies are third in the ACC and 29th in the nation in blocked shots this season ... Tech is averaging 5.6 blocked shots per game, up from an average of 3.9 blocked shots per game last season ... Three different Hokies have blocked five shots in a single game and three Hokies have reached double figures in blocks so far this season.

Cap & Gown

On Friday, Dec. 20, the Virginia Tech men's basketball team traveled to Richmond, Va., to play the next day against VCU in the Governor's Holiday Hoops Classic ... Before the bus rolled down the highway, the team and, in particular, **Cadarian Raines** had something to do ... Raines earned his bachelor's degree in sociology from the College of Liberal Arts that morning in Cassell Coliseum and his teammates were all there to see the accomplishment ... After plenty of photos and congratulations from family, friends and teammates, Raines hopped on the bus for the three hour trip to the State Capital.



Cadarian Raines

2,500 Games

The game against Clemson marked the 2,500th game in school history ... Virginia Tech is now 1365-1135 all-time in collegiate basketball, good for a .546 winning percentage ... This is the Hokies' 105th season of men's basketball.

Juggling the Injuries

Sixteen games into the 2012-13 season, the Hokies had used just two starting line-ups ... So far this season, head coach **James Johnson** has been forced to juggle his line-ups game-by-game, due, primarily to injuries ... In the loss to Boston College, Johnson used his eighth different starting line-up ... In the end, Tech used six different starting line-ups last season.

Always There When You Need Him

In the loss to VCU, **Christian Beyer** was forced into increased action due to injuries and foul trouble ... The walk-

on from New Bern, N.C., was more than up to the task ... Coming off the bench, Beyer saw 16 minutes of action, all coming in the second half ... He led the team with eight rebounds, including three off the offensive glass ... In the loss



Christian Beyer

to Clemson, Beyer led the team in rebounding and played a season and ACC-game high of 26 minutes.

Dishing It Out, Part Deux

On the strength of **Devin Wilson's** 11 assists, the Hokies recorded a season-high 19 assists in the win over Furman ... It is the most assists for the Hokies since the opening game of last season, an 80-62 win over East Tennessee State in Cassell Coliseum.

Three in a Row

The game with Clemson was the final game of a three-game ACC homestand ... This was only the second time since the Hokies joined the ACC for the 2004-05 season that Tech has had a three-game ACC homestand ... In the 2007-08 season, the Hokies defeated Georgia Tech, Boston College and Wake Forest in late February and early March ... Later this season, Tech will have another three-game ACC homestand ... An interesting side note of the recently completed homestand is that Virginia Tech does not begin spring semester classes until Jan. 21 ... Tech has never had a three-game ACC road trip.

Spreading the Offense Around

When **Will Johnston** and **Joey van**

Zegeren scored in double figures in the win over Furman, it marked the ninth and 10th different players to record a double-figure scoring game this season ... Eight players scored at least 10 points in a game in the each of the previous four seasons.



Will Johnston

First Start

In the loss to VCU, **Ben Emelogu** earned the first of what will surely be many career starts for the Hokies ... The freshman captain led the Hokies with 12 points, plus he tied a career-high with six rebounds ... He also started against UNCG, scoring 11 points and grabbing five rebounds and had a career-high nine assists in the win over UMES ... Emelogu has started each of the last six games for the Hokies.

Playing D

So far this season, the Hokies are allowing opponents just 39.1 percent from the field ... In 10 of the 16 games, including a five game stretch, the Hokies allowed its opponents less than 40.0 percent from the field ... Only one opponent this season, No. 1 Michigan State, has shot better than 50.0 percent from the field.

Early Start to Conference Play

The Hokies' 61-60 overtime win over Miami marked the conference opener for the Hokies and the Hurricanes ... This was the earliest date that Tech has won an ACC game, on the third-earliest date the Hokies had opened ACC play since joining the league in the 2004-05 season ... The earliest Tech ever opened an ACC season was on Dec. 4, 2005, a heart-breaking 77-75 loss at No. 1 Duke ... Tech also played arch-rival Virginia on Dec. 5, 2010.

Hokies vs. No. 1

With the loss to Michigan State, Virginia Tech is 4-8 all-time against teams ranked No. 1 in the AP poll ... Tech is 3-4 against No. 1 since joining the ACC ... The Hokies are 0-4 against top-ranked teams in neutral site games ... These numbers are only for teams ranked in the AP poll.

Hokies vs. Ranked Teams

With the loss to No. 2 Syracuse, the Hokies are 13-45 against nationally ranked teams since joining the ACC for the 2004-05 season ... Tech is 30-153 all-time against teams ranked in the AP poll ... Tech is 0-2 this season and was 1-4 against ranked teams last season ... The last time the Hokies defeated a nationally-ranked team was Dec. 1, 2012, when Tech defeated No. 15 Oklahoma State, 81-71, in Cassell Coliseum ... These numbers are only for teams ranked in the AP poll.

Keep Off the Glass

In the win over Winthrop, the Hokies outrebounded the Eagles, 37-22 ... The 22 rebounds by WU is the fewest by a Tech opponent since Boston College had 19 rebounds in a 66-65 Hokie win in Cassell Coliseum on Feb. 12, 2012 ... The 59 combined rebounds in the Winthrop game is the fewest in a Virginia Tech game since March 2, 2013, when Tech and Clemson combined for 54 rebounds in a 69-61 Hokies win in Cassell Coliseum ... Tech held Maryland-Eastern Shore to 26 rebounds on Dec. 31.

Two With Doubles

In the win over Radford, **C.J. Barksdale** (14 pts./10 rebs.) and **Jarell Eddie** (13 pts./10 rebs.) each recorded double-doubles ... It marked the first time since Jeff Allen (18 pts./15 rebs.) and Victor Davila (12 pts./10 rebs.) each recorded double-doubles in the win over No. 1 Duke on Feb. 26, 2011.

Doing It All

In the win over Winthrop, **Jarell Eddie** had perhaps his best, and unquestionably his busiest, night as a collegian ... Due to injuries, the Hokies played the game without guards **Adam Smith** and **Ben Emelogu** ... Eddie, who at times in his Tech career has played the power forward spot, was forced to not only start at his natural small forward position, but to also play both guard spots, including a run at the point ... Eddie proved he was up to the challenge, as he scored a career-high 34 points, tied a career-high with six three-pointers and grabbed a team-high seven rebounds in 37 minutes of action ... His 34 points are the most by a Hokie since Erick Green scored 35 points in the home loss to #14/15 Miami on Jan. 30, 2013.

The Hokies

Under James Johnson

VT outrebounds opponent.....	15-6
Opponent outrebounds VT	5-16
Rebounds are equal.....	1-4
VT leads at the half.....	15-5
VT trails at the half	6-19
Game is tied at the half	0-2
VT shoots 50% or better	8-1
VT outshoots opponent.....	20-6
Opponent outshoots VT	0-20
Percentage is the same	1-0
VT holds opp. under 40%.....	13-6
VT scores 100+ points.....	1-0
VT scores 90-99 points.....	3-0
VT scores 80-89 points.....	8-1
VT scores 70-79 points.....	4-7
VT scores 60-69 points.....	5-5
VT scores less than 60 points	0-13
Opponent scores 100+ points.....	0-0
Opponent scores 90-99 points.....	1-5
Opponent scores 80-89 points.....	3-5
Opponent scores 70-79 points.....	4-8
Opponent scores 60-69 points.....	9-6
Opp. scores less than 60 points.....	4-2
VT in games 5-or-fewer points or OT	5-9
VT at home.....	18-12
VT on the road	3-9
VT at a neutral site.....	1-5
Overtime games	3-2
VT against conference foes.....	5-17
VT vs. ranked teams (AP only).....	1-6
VT as a ranked team (AP only).....	0-0

Hitting Threes

The Hokies made a season-high 13 three-pointers in the loss to No. 1 Michigan State ... It is the most three-point field goals made by the Hokies since they made 14 threes in a win at UNC Greensboro on Nov. 19, 2012 ... With the 12 made three-pointers in the win over Furman, Tech made 10-or-more three-pointers in four consecutive games, the first time that has happened at least since the 1999-2000 season ... With the 12 three-point field goals in the overtime win at Miami, the Hokies have made at least 10 three-pointers in five of their 15 games, plus four more games of 8-or-more three-pointers.

Tripling on Doubles

In the loss to Seton Hall, **Jarell Eddie** recorded his first double-double of the season with 19 points and 11 rebounds, to go along with four blocked shots and four assists ... He made it two straight double-doubles with 14 points and 10 rebounds in the win over Furman and in the win over Radford, he pushed the streak to three consecutive double-doubles, with 13 points and 10 rebounds ... It marked the first time since Feb. 13, 15 and 19 of 2011 that a Hokie has had three consecutive double-doubles, when Jeff Allen recorded the last three of his seven consecutive double-doubles.

Hot From the Field

The Hokies made 29 of 48 attempts from the field in the win over Winthrop ... The 60.4 percent from the field is the highest percentage Tech has shot under **James Johnson** and the highest percentage the Hokies have made since shooting 62.5 percent from the floor (30 of 48) in a win over Monmouth on Nov. 14, 2011.

Hokies in Overtime

With the win at Miami, the Hokies are now 60-45 all-time in overtime games ... Tech is 1-0 this season and was 2-2 in overtime games last season ... Tech is 27-23 in road overtime games, 26-9 in home overtime games and 7-13 on neutral courts ... Tech is 13-5 in ACC overtime games ... Tech is 3-6 all-time in overtime games against ranked teams ... Tech is 5-8 in double-overtime games and 1-2 in triple overtime games.

Quite A Break

The VCU game was the Hokies' first game since winning their ACC opener at Miami on Dec. 8 ... The 13-day break was the longest for the Hokies since the 2007-08 season, when Tech opened the season on Nov. 9 with a win over Elon and did not play again until Nov. 22, when they defeated Eastern Washington in the Great Alaska Shootout in Anchorage.

Low Points for the Opposition

In the win over Furman, the Hokies allowed the Paladins just 54 points, including 17 first half points... Both figures are season-lows for Tech opposition ... The 54 points is the lowest total allowed by Tech since Dec. 10, 2012, when Tech defeated Mississippi Valley State, 70-49, in Cassell Coliseum ... The 17 points allowed in the first half is the lowest point total in a half by a Tech opponent since Tech allowed Eastern Michigan nine first half points on Dec. 22, 2011.

Limited Trips to the Line

The Hokies attempted just three free throws in the win at Miami, making just one ... That was the fewest attempted and made free throws in a game for the Hokies since joining the ACC in the 2004-05 season.

Mueller to Sit Out This Season

The NCAA has ruled freshman guard **Malik Mueller** ineligible for the 2013-14 season due to initial eligibility rules ... Mueller is able to practice with the team this season and will be eligible to play four years beginning next season.



Malik Mueller

Two With Twenty

In the loss to No. 1 Michigan State, **Adam Smith** scored 27 points and **Jarell Eddie** scored 23 points ... It marked the first time that two Hokies each had 20-or-more points in the same game since Jan. 9, 2013, when Erick Green scored 24 points and Eddie had 21 points in a loss to Boston College.



Adam Smith

That's A Lot of Points

The 105 points scored in the win over VMI is the most points scored in a game by the Hokies since March 18, 2009, a 116-108 double overtime victory over Duquesne in the first round of the 2009 NIT in Cassell Coliseum ... It is the most points scored in a regulation game (40 minutes) and in a regular season game by the Hokies since Dec. 7, 1994, a 110-75 win over VMI in Cassell Coliseum ... It is the first time the Hokies have scored more than 100 points in a game since Feb. 13, 2011, a 102-77 win over Georgia Tech in Cassell Coliseum.

Career Double-Doubles

2009-10 Season

No active players

2010-11 Season

No active players

2011-12 Season

Jarell Eddie (1)

vs. BYU (12 pts./14 rebs.)*

2012-13 Season

Jarell Eddie (2)

vs. ETSU (17 pts./10 rebs.)

vs. Oklahoma State (15 pts./12 rebs.)

Cadarian Raines (2)

vs. Rhode Island (10 pts./12 rebs.)*

vs. VMI (14 pts./10 rebs.)

C.J. Barksdale (1)

at Georgia Tech (11 pts.*/10 reb.)

Marshall Wood (1)

at NC State (14 pts.*/16 reb.)*

2013-14 Season

Jarell Eddie (3)

vs. Seton Hall (19 pts./11 rebs.)

vs. Furman (14 pts./10 rebs.)

vs. Radford (13 pts./10 rebs.)

Trevor Thompson (1)

vs. WCU (15 pts.*/11 rebs.)*

C.J. Barksdale (1)

vs. Radford (14 pts./10 rebs.)

* - career highs at the time

Eddie was Honored

Jarell Eddie was named the ACC Player of the Week for the week ending Dec. 9, 2013 ... This was the first time that Eddie won the award and is the first Hokie to earn the honor this season ... The same week, Tech women's basketball player Uju Ugoka won the same award for ACC women, marking the first time since joining the conference in 2004 that the Hokies have swept both the men's and women's award in the same week ... He was named to the All-Tournament team of the Coaches Vs. Cancer Classic ... In two games in Brooklyn, Eddie combined for 42 points, and 12 rebounds and registered his first double-double of the season ... He made a career-high six three-pointers in the loss to No. 1 Michigan State.

Hot Night at the Line

In the loss to No. 1 Michigan State, the Hokies were 14-15 from the free throw line ... The 93.3 percent is Tech's highest free throw percentage in a game in which they have shot at least 10 free throws since Feb. 21, 2010, when the Hokies made 15-16 from the line in a loss at No. 6 Duke ... An interesting side note, the Hokies have made 25 of their last 26 free throw attempts against Big Ten Conference opponents (96.2 percent).

Finally a Two

Will Johnston has earned significant playing time during the last two seasons, primarily because of his three-point shooting ... After hitting two three-pointers in the win over Maryland-Eastern Shore, he has now made 31 field goals and all but two of them have been three-pointers ... Johnston scored a two-point field goal against UMES ... During the off-season, Johnston was awarded a scholarship for his efforts both on and off the court ... He made a career-high four three-pointers in the win over Furman.

There's a First Time for Everything

Will Johnston made his first collegiate start at Virginia last year ... It marked the first time a walk-on had started for the Hokies since **Joey Racer** started in the home finale against NC State two seasons ago ... It was the first time that the Hokies have started a walk-on in a non-Senior Day situation since at least the 1999-2000 season ... Johnston also got the start at NC State and again in the win over Florida State and at Miami last season and this season, got the start in the win over Winthrop, playing a career-high 30 minutes and again in the overtime win at Miami.

TOP INDIVIDUAL PERFORMANCES

VIRGINIA TECH

Points

34	Jarell Eddie vs. Winthrop
28	Adam Smith vs. Radford
27	Adam Smith vs. Michigan State
24	Jarell Eddie at Miami
23	Jarell Eddie vs. Michigan State
22	Ben Emelogu vs. West Virginia
21	Jarell Eddie vs. VMI

Rebounds

11	Trevor Thompson vs. WCU
11	Jarell Eddie vs. Seton Hall
10	Jarell Eddie vs. Furman
10	Jarell Eddie vs. Radford
10	C.J. Barksdale vs. Radford
10	Joey van Zegeren at Miami

Assists

11	Devin Wilson vs. Furman
9	Ben Emelogu, UMES
8	Devin Wilson vs. Seton Hall
8	Devin Wilson vs. Winthrop
6	Devin Wilson vs. UNCG
5	four times

Steals

3	Cadarian Raines vs. WCU
3	Devin Wilson vs. Boston College
2	Devin Wilson vs. Michigan State
2	Jarell Eddie at Miami
2	Devin Wilson vs. Syracuse
2	Ben Emelogu vs. Clemson

Blocks

5	Joey van Zegeren vs. USC Upstate
5	Cadarian Raines vs. West Virginia
5	Trevor Thompson vs. VMI
5	Joey van Zegeren vs. Boston College
4	Jarell Eddie vs. Michigan State
3	Ben Emelogu vs. West Virginia
3	Joey van Zegeren vs. Seton Hall
3	Joey van Zegeren vs. Radford
3	Joey van Zegeren vs. VCU
2	nine times

OPPONENTS

Points

29	Adreian Payne, Michigan State
27	Stephen Croone, Furman
27	Melvin Johnson, VCU
22	Rodney Glasgow, VMI
22	QJ Peterson, VMI
20	D.J. Covington, VMI

Rebounds

12	Ryan Anderson, Boston College (H)
11	Devin Williams, West Virginia
11	Donnavan Kirk, Miami (A)
11	Juvonte Reddic, VCU
10	Jodd Maxey, USC Upstate
10	Adreian Payne, Michigan State
10	Branden Dawson, Michigan State
10	Eugene Teague, Seton Hall
10	Kyle Cain, UNCG
10	Jerami Grant, Syracuse

Assists

7	Juwan Staten, West Virginia
7	Keith Appling, Michigan State
7	Tyler Ennis, Syracuse
6	JeQuan Lewis, VCU
5	four times

Steals

5	JeQuan Lewis, VCU
4	QJ Peterson, VMI
4	Briante Weber, VCU
3	Keith Appling, Michigan State
3	Branden Dawson, Michigan State
3	Juvonte Reddic, VCU
3	Fuquan Edwin, Seton Hall
2	15 times

Blocks

4	Kenneth Hall, WCU
3	Torrey Craig, USC Upstate
3	D.J. Covington, VMI
3	Adreian Payne, Michigan State
3	Eugene Teague, Seton Hall
2	eight times

Rebounding Differential

In the win over VMI, the Hokies outrebounded the Keydets, 52-31 ... The 21-rebound differential is the largest for the Hokies since outrebounding Oklahoma State, 47-24, on Dec. 31, 2011 in a 67-61 Tech win in Stillwater.

Lotsa Swats

Virginia Tech recorded 13 blocked shots in the win over West Virginia ... The last time Tech had reached double figures in blocked shots in a game was Feb. 10, 2010, when the Hokies blocked 12 shots in a win at NC State ... The last time Tech blocked more than 13 shots in a game was on Dec. 9, 2009, when the Hokies tied a school record of 15 blocks in a win over VMI in Cassell Coliseum ... Tech also blocked 15 shots in a win over Coastal Carolina on Dec. 4, 1993 ... Tech had nine blocked shots in the win over VMI and eight in the win over Winthrop.

Rankin Leaves Team

Virginia Tech guard **Marquis Rankin** has decided to leave the team, effective immediately ... The junior from Charlotte, N.C., has not appeared in a game this season, due to personal reasons ... He has appeared in 53 career games, starting 13 times and averaged 3.0 points and 1.0 assists per game for his career ... He has decided to stay at Virginia Tech in order to work towards his undergraduate degree.

Comfortable at the Line

Jarell Eddie is shooting 82.1 percent from the line in his career and is fourth in career free throw percentage on the all-time list at Virginia Tech ... Eddie's 86.8 percent from the line as a sophomore was the fifth-best season in Tech history.

Call It a Comeback

Virginia Tech trailed West Virginia, 29-12, with 8:21 remaining in the first half ... From that point forward, the Hokies outscored their rivals from Morgantown, 75-52, to claim an 87-82 victory ... The 17 points is the largest deficit overcome by the Hokies since Feb. 8, 2009, when Tech came back from an 18-point deficit in an overtime win at NC State ... In the overtime win at Miami, the Hokies came back from a 13-point second-half deficit, the largest deficit overcome in a conference game by Tech since the NC State game.

The State We're In

With the loss to VCU, Virginia Tech is 423-308 (.579) all-time against schools from Virginia ... Tech is 2-1 this season against schools from the Commonwealth and was 1-2 last season against state schools ... The Hokies have played 14 schools from the state ... With the win over Norfolk State on Dec. 11, 2011, the only state Division I school that Tech has not played is Hampton ... Tech holds winning records against 10 of the schools and even records against two others ... Tech will play VMI, Radford, VCU and UVa from the Commonwealth this season.

500-Plus in the Cassell

The Hokies have a 537-169 overall record in Cassell, good for a .761 winning percentage ... Tech is 7-5 in Cassell Coliseum this season and was 10-7 in Cassell last season ... Tech was 11-7 in the 2011-12 season and was 12-4 in Cassell the season before, the 50th year for the arena ... The win over Florida State on Jan. 8, 2011, was the 500th victory in the building ... The win over FSU in 2008 marked the Hokies' 600th game played in Cassell Coliseum ... Tech defeated Rhode Island, 86-63, on Nov. 20, 2002, in its 500th game in the arena ... Tech has had just one break-even home season and one losing season in Cassell Coliseum ... The 17 victories for the Hokies at home in the 2009-10 season set a new Cassell Coliseum and school record ... Including all home games, the Hokies are 836-320 (.723).

Hasn't Happened Often

When **Ben Emelogu** scored 22 points in the win over West Virginia, he became the first Tech freshman to score 20-or-more points in a game since Malcolm Delaney scored 20 points as a freshman in a loss at No. 5 North Carolina on Feb. 16, 2008 ... The last time a Virginia Tech freshman scored more than 22 points in a game was on Jan. 28, 2006, when A.D. Vassallo scored 29 points at Wake Forest ... This is just the 16th time since 1999 that a Hokie freshman has scored 20-or-more points in a game .

Talking Trevor

In the win over VMI, **Trevor Thompson** recorded five blocked shots ... That is the most blocked shots by a Virginia Tech freshman since **Cadarian Raines** blocked five shots in a win over UMBC on Dec. 22, 2009 ... In the win over Western Carolina, he recorded his first career double-double ... He scored 15 points and grabbed 11 rebounds in just 21 minutes of action ... Its the first double-double by a Hokie freshman since **Marshall Wood** had 14 points and 16 rebounds in an overtime loss at NC State last season ... It was Tech's first double-double of the season.



Trevor Thompson

350 and Counting

The Hokies have hit at least one three-pointer in every game since joining the ACC in the 2004-05 season ... Tech has now hit a three in 350 consecutive games, the most in school history ... Since the three-point arc was added to college basketball for the 1986-87 season, the Hokies have hit at least one three in all but three games ... The last time that the Hokies did not record a three-point field goal in a game was at Providence on Feb. 1, 2003.

Captain Ben

Although he is only a freshman, **Ben Emelogu** has been named a team captain this season for the Hokies ... The guard from Grand Prairie, Texas came to Tech during the summer and established himself with his teammates immediately, earning the honor ... It took a great effort to even play in the Western Carolina game, as Emelogu was suffering from flu-like symptoms and recieved an IV prior to the game ... He scored 16 points in 27 minutes in that victory.

The Floor General

Devin Wilson has made a solid debut at Virginia Tech ... Wilson played 34 minutes and scored four points, had four rebounds and three assists, while committing just three turnovers in the loss to USC Upstate... It marked the first time the Hokies had started a freshman at the point in a season-opener since Nov. 9, 2007, when Hank Thorns got the start against Elon in the first game of the 2007-08 season (That's correct, Malcolm Delaney came off the bench in that, his first collegiate game) ... In the win over West Virginia, Wilson scored 16 points and handed out four assists ... He had 11 points and eight assists in the win over Winthrop, playing a career-high 37 minutes ... Wilson leads the team in assists, steals and minutes played this season.

Points for Pondering

Led VT in Scoring: Eddie (9), Smith (3), Emelogu (2), Wood (1), Barksdale (1), Wilson (1)

Double Figure Scoring Games: Eddie (13), Emelogu (8), Smith (7), Barksdale (5), Wilson (3), Wood (3), van Zegeren (2), Raines (1), Thompson (1), Johnston (1)

40-point Games: none

30-39-point Games: Eddie (1)

20-29-point Games: Eddie (3), Smith (2), Emelogu (1)

Led VT in Rebounding: Eddie (6), van Zegeren (5), Wood (3), Barksdale (2), Thompson (2), Beyer (2), Emelogu (1), Wilson (1)

Double Figure Rebounding Games: Eddie (3), Thompson (1), Barksdale (1), van Zegeren (1)

Led VT in Assists: Wilson (12), Smith (3), Eddie (2), Emelogu (2)

Double Figure Assist Games: Wilson (1)

Double-Doubles: Eddie (3), Thompson (1), Barksdale (1)

Most Points in a Half: 61 (2nd vs. VMI)

Fewest Points in a Half: 22 (1st vs. VCU & 1st vs. UNCG)

Most Points Allowed in a Half: 59 (2nd vs. VMI)

Fewest Points Allowed in a Half: 17 (1st vs. Furman)

Largest Lead: 27 pts. (67-40 vs. UMES)

Largest Deficit: 34 pts. (47-81, vs. VCU)

Largest Margin of Victory: 25 pts. (81-56 vs. Radford)

Largest Margin of Defeat: 30 pts. (52-82 vs. VCU)

Largest Deficit Overcome in a Victory: 17 pts. (12-29, vs. WVU)

Largest Lead Lost in a Loss: 11 pts. (43-32 vs. UNCG)

Largest Halftime Lead: 23 pts. (46-23 vs. UMES)

Largest Halftime Deficit: 20 pts. (22-42 vs. VCU)

Average Margin of Victory: 14.6 ppp

Average Margin of Defeat: 10.5 ppp

Average Margin: +2.1 ppp

* - Includes ties

Big Lead in the Locker Room

Virginia Tech took a 38-18 lead into the locker room at halftime in the win over Western Carolina ... The 20-point lead was the Hokies' largest halftime lead since a 44-24 lead against Wake Forest in Cassell Coliseum on Jan. 15, 2011 ... The last time the Hokies led by more than 20 points at the half was a 50-11 lead over Mount St. Mary's in Cassell Coliseum on Jan. 2, 2011.

The Multi-Lingual Big Man

Communicating with forward **Joey van Zegeren** is easy for most students at Virginia Tech, regardless of nationality ... The redshirt sophomore from The Netherlands is fluent in five languages and has understanding of several others ... If you see him around campus, make sure to say "Hello", or "Hola", or "Hallo", or "Bonjour", or, well, you get the idea.

Where to Find It

Many Virginia Tech men's basketball facts are available on hokiesports.com ... Below is a listing of URLs that may be helpful to the media.

The Last Time:

<http://www.hokiesports.com/lasttime.html>

Tech's all-time games against ranked opponents:

<http://www.hokiesports.com/mbasketball/rankedopp.html>

Opponent History:

<http://www.hokiesports.com/mbasketball/opponents.html>

Past Schedules:

<http://www.hokiesports.com/mbasketball/pastschedules.html>

All-time overtime games:

<http://www.hokiesports.com/lasttime.html> go to men's basketball and toggle the "Show Only OT Games" button

The Last Time page is customizable to search a wide range of topics.

Player bio pages have career highs, multiple splits and career game-by-game stats.

Virginia Tech Media Policies

Virginia Tech will adhere to the following media practices on the road this season ... Immediately following each Virginia Tech men's basketball road game, head coach **James Johnson** will address the team in the locker room ... After a 5-10 minute period, he will leave the locker room to do his radio interviews ... At this time, 3-4 Virginia Tech players will be available in the hall outside the team locker room, or in an area designated by the host SID ... This area will NOT be the post-game interview room ... This will be the only availability for Virginia Tech players post-game ... Following Coach Johnson's radio obligations, he will proceed directly to the post-game interview room and make his post-game remarks to the media there ... Players will not be available in the locker room area following Coach Johnson's post-game interviews.

Our Name, Please

When referring to Virginia Tech, we ask that you please leave it at that - Virginia Tech ... Virginia Tech University is not now and never has been a name for the school ... The official name of the university is Virginia Polytechnic Institute and State University ... "Vah Tech", VPI, VPI&SU, VPI and SU and Va. Tech are also not recognized names and should not be used ... VT is acceptable as a shortened, agate form ... When referring to the school by its nickname, please use "Hokies" ... Your help in these matters is appreciated.

Virginia Tech Athletics Communications

ON THE INTERNET

www.hokiesports.com

The official Web site of Virginia Tech athletics provides media and fans with schedules, results, rosters, bios, statistics, general releases and game notes on the Hokies.



The Gameday section has live stats, radio and television coverage information and other pertinent information. This section is for home games only.

hokiesports.com/media

A media-only Web site is designed to make the media's job easier. Here you will find high-resolution, color mug shots of every Hokie basketball player and coach available to download. Please contact the Athletics Communications Office for access to this media-only site.

Twitter

Follow the Hokies on Twitter @VT_MBBall.

Instagram

Follow the Hokies on Instagram @vthokiemb.

www.theacc.com

Updated standings, results, schedules, statistics and notes are posted each week during the season.

What is a Hokie?

That's the most frequently asked question regarding Virginia Tech athletics ... The answer leads all the way back to 1896 when Virginia Agricultural and Mechanical College changed its name to Virginia Polytechnic Institute ... With the change came the necessity for writing a new cheer and a contest for such a purpose was held by the student body ... Senior O.M. Stull won first prize for his "Old Hokie" yell which still is used today ... Later, when asked if "Hokie" had any special meaning, Stull explained the words he used had no hidden or symbolic meaning, but had been thought up in an effort to get attention ... Hokie soon became a nickname for all Tech teams and for those people loyal to Tech athletics.

How To Say It

Cassell Coliseum Castle
 Cadarian Raines.....suh-DARE-ee-un
 Christian BeyerBYE-ur
 Jarell Eddie.....ju-RELL
 Joey van Zegerenvan ZEG-rin
 Kurt Kanaskiekuh-NAS-key
 Marquis Rankin.....mar-KEES
 Ramon Williams.....RAY-mon
 Ben Emelogu.....eeh-MEL-o-goo
 Malik Muellermah-LEEK MEW-lur

WHO TO CONTACT

Request for Interviews

Men's Basketball ACO

Bill Dyer
 (540) 231-8852 - office
 (540) 998-5906 - cell
wdyer@vt.edu

Secondary Contact

Rachel Perreault
 (540) 231-2228 - office
 (603) 767-6492 - cell
rachelp5@vt.edu

Requests for Photos

Director of Photography

Dave Knachel
 (540) 231-1838
dknachel@vt.edu



Bill Dyer

Associate Director of Athletics Communications



Rachel Perreault

Assistant Director of Athletics Communications

Attendance Figures

Virginia Tech, like other ACC schools, announces total tickets distributed at home games ... That includes season tickets, individual game tickets and student tickets.

ACC Legends

Here is a list of Virginia Tech players honored each year as an ACC Legend ... This season's honoree will be announced in late January.

ACC Legends

2005	Allan Bristow
2006	Dell Curry
2007	Bimbo Coles
2008	Glen Combs
2009	John Wetzel
2010	Chris Smith
2011	Wayne Robinson
2012	Dale Solomon
2013	Ace Custis
2014	???

Excuse Them, They're New

In the win over West Virginia, the three leading scorers for the Hokies were all playing in just their second games in a Tech uniform ... **Ben Emelogu** (22 pts.), **Adam Smith** (19 pts.) and **Devin Wilson** (16 pts.) all made their Virginia Tech debuts just three days earlier ... Smith played two seasons ago as a freshman at UNC Wilmington and Emelogu and Wilson are both freshmen.

Staying Close to Home Early

The Hokies played their first four games, and seven of their first nine games, in the friendly confines of Cassell Coliseum ... The games in the Coaches Vs. Cancer Classic in Brooklyn were the first road game of the season ... Tech did not play a true road game until Dec. 8, when it defeated defending champion Miami, 61-60, in overtime in the Coral Gables ... The Hokies did not play a true non-conference "road" game this season.

Big Green Things

Erick Green was the 2013 ACC Player of the Year, in a vote of the Atlantic Coast Sports Media Association ... Green received 38 of the 76 votes cast ... Green became the first Virginia Tech player ever to win the award and the first Hokie since Bimbo Coles in 1988 in the Metro Conference to win a conference Player of the Year Award ... Green joins Coles and Dell Curry (Metro, 1986) to earn a conference player of the Year Award ... He was second ACC Player of the Year from a bottom half of the league team (the late Len Bias from Maryland in 1986) ... He was named First Team All-ACC by the Atlantic Coast Sports Media Association ... Green joined Mason Plumlee of Duke, Shane Larkin of Miami, Joe Harris of Virginia and Richard Howell of NC State on the first team ... He is the third Hokie to earn first team honors in the ACC, joining Zabian Dowdell in 2007 and Malcolm Delaney in 2010 and 2011 ... Green was the first Hokie ever to lead the nation in scoring ... He became just the second ACC player to earn that honor, following South Carolina's Grady Wallace, who led the nation in scoring (31.2 ppg) in the 1956-57 season ... Green is just the second Hokie to lead the ACC in scoring ... Malcolm Delaney averaged 20.2 ppg in the 2010 season.

That's A Lot in A Little

The win over VMI was the final game in a stretch that saw the Hokies open the season with four games in the first nine days of the regular season.

Hokies in ACC Stats

INDIVIDUALS

	All	ACC
Scoring		
Jarell Eddie	10th	---
Assists		
Devin Wilson	4th	---
Steals		
Devin Wilson	---	T 8th
3-pt. FG Percentage		
Jarell Eddie	3rd	T 10th
3-pt. FG Made		
Jarell Eddie	2nd	T 4th
Blocked Shots		
Joey van Zegeren	6th	T 3rd
Assists/Turnover Ratio		
Devin Wilson	---	6th
Offensive Rebounds		
Joey van Zegeren	---	T 5th
Defensive Rebounds		
Jarell Eddie	10th	---

TEAM

	All	ACC
Scoring Offense	11th	14th
Scoring Defense	9th	6th
Scoring Margin	14th	11th
Free Throw Percentage	12th	15th
Field Goal Percentages	13th	14th
Field Goal % Defense	5th	6th
3-pt. FG Percentage	2nd	8th
3-pt. FG% Defense	7th	11th
Rebounding Offense	T 2nd	T 10th
Rebounding Defense	13th	14th
Rebounding Margin	7th	14th
Blocked Shots	3rd	8th
Assists	11th	T 13th
Steals	15th	7th
Turnover Margin	15th	5th
Assist/TO Ratio	13th	6th
Offensive Rebounds	13th	T 10th
Defensive Rebounds	1st	9th
Defensive Rebound Percentage	6th	10th
Offensive Rebound Percentage	13th	12th
Three-Pointers Made	2nd	3rd



thru games of Jan. 15, 2014

Tech Talk Live

Tech Talk LIVE!, Presented by Geico is broadcast every Monday night at Bull & Bones Brewhaus and Grill at the First and Main complex in Blacksburg.

The radio program airs from 7-8 p.m. in front of a live audience, and can be heard on Virginia Tech IMG Sports Network radio affiliates throughout the region and on-line through Hokies All-Access.

Coach **James Johnson** appears on the program. Fans are encouraged to attend and can submit a question or comment via hokiesports.com



On This Date

Virginia Tech is 14-17 all-time in games played on Jan. 19 ... Tech won its last game on this date, a 66-65 win over Wake Forest in 2013 ... Tech is 5-12 in road games on this date ... The Hokies have never played Notre Dame on this date and are 2-2 in ACC games on Jan. 19 ... Tech is 2-6 against current ACC teams on this date ... Tech is 42-42 all-time on Sundays and is 1-0 on Sunday this season (a 61-60, overtime ACC win at Miami).

Radio Network

Abingdon.....	WFHG-FM	92.7 FM
Blacksburg.....	WBRW-FM	105.3 FM
Blackstone.....	WBBC-FM	93.5 FM
Bluefield, WV.....	WKOY-FM	100.9 FM
Bristol.....	WFHG-AM	980 AM
Charlottesville.....	WKAV-AM	1400 AM
Clifton Forge.....	WJVR-FM	101.9 FM
Clincho.....	WDIC-AM	1430 AM
Clintwood.....	WDIC-FM	92.1 FM
Danville/Chatham/Gretna	WMNA-FM	106.3 FM
Galax.....	WWWJ-AM	1360 AM
Gate City.....	WGAT-AM	1050 AM
Harrisonburg.....	WSIG-FM	96.9 FM
Jacksonville, N.C.....	WAVQ-AM	1400 AM
Lebanon.....	WLRV-FM	1380 AM
Luray.....	WMXH-FM	105.7 FM
Lynchburg.....	WLNI-FM	105.9 FM
Marion.....	WOLD-FM	102.5 FM
Martinsville.....	WMVA-AM	1450 AM
Morningside, Md.....	WNEW-AM	1580 AM
New Bern, N.C.....	WWNB-AM	1490 AM
New Bern, NC.....	WWNB-FM	103.9 FM
Norfolk.....	WNIS-AM	790 AM
Richmond.....	WRNL-AM	910 AM
Richmond.....	WRVA-AM	*1140 AM
Roanoke.....	WSNV-FM	93.5 FM
Staunton.....	WTON-AM	1240 AM
Tazewell.....	WKOY-FM	100.9 FM
Warsaw.....	WNNT-FM	107.5 FM
Warsaw.....	WNNT-AM	690 AM
Washington, DC.....	WJFK-FM	106.7 FM
White Stone.....	WIGO-FM	104.9 FM
Winchester.....	WINC-AM	1400 AM
Wytheville.....	WXBX-FM	95.3 FM

* Station will carry night games only

VT vs. The Conferences

ACC REGULAR SEASON	1-3
Atlantic 10 (VCU)	0-1
Atlantic Sun (USC Upstate)	0-1
Big 12 (West Virginia)	1-0
Big East (Seton Hall).....	0-1
Big South (VMI, Radford, Winthrop).....	3-0
Big Ten (Michigan State)	0-1
MEAC (UMES)	1-0
Southern (WCU, UNCG, Furman)	2-1
Total	8-8

Career Scoring

Here is where **Jarell Eddie** stands as he nears the list of 1,000-point scorers at Virginia Tech.

Career Scoring

39. Marshall Ashford	1,058
40. Russell Davis (1974-76)	1,052
41. Chris Ellis (1966-69)	1,050
42. Craig Lieder (1971-74).....	1,034
43. Jarell Eddie (2010-present)	1,016

NCAA Stats

As of Jan 13, 2014, the Hokies are 18th in the nation in three-point field goal percentage, tied for 23rd in three-point field goals per game, 29th in blocked shots per game, 30th in field goal percentage defense and 64th in rebound margin.

Career Free Throw Percentage

Here is where **Jarell Eddie** stands on the list of career free throw percentage at Virginia Tech.

Career Free Throw Percentage

1. Malcom Delaney (2007-11).....	.845
2. Phil Thieneman (1974-77).....	.842
3. Howard Pardue (1961-64).....	.827
4. Jarell Eddie (2010-present)821
5. Eddie Lucas (1997-99)817

Compare & Contrast

VT	ND
70.1	Points
77.9	Points Allowed
71.4	FG%
46.9%	FG% Defense
43.1%	3FG%
37.3%	3FG% Defense
36.7%	FT%
73.5%	Rebounds
36.6	Rebound Margin.....
+3.8	Assists
17.2	Turnovers.....
10.6	Steals.....
6.5	Blocks
4.0	

2013-14 Starters

Wilson, Smith, Eddie, Wood, Raines	3-2
Wilson, Smith, Eddie, Barksdale, Raines	1-1
Wilson, Smith, Eddie, Barksdale, van Zegeren	1-0
Wilson, Johnston, Eddie, Barksdale, van Zegeren.....	1-0
Wilson, Johnston, Eddie, Wood, van Zegeren	1-0
Wilson, Emelogu, Eddie, Wood, van Zegeren	1-2
Wilson, Emelogu, Eddie, Thompson, van Zegeren.....	0-1
Wilson, Emelogu, Eddie, Barksdale, van Zegeren	0-2



Devin Wilson scored 14 points to lead all scorers in the home loss to Clemson on Wednesday night



Win 10

With Virginia Tech's win over Clemson last season, it marked the 10th straight season that the Hokies had won at least 10 home games ... Tech's longest streak of 10-or-more home victories is 11 consecutive seasons, from 1975-76 through the 1985-86 season ... Tech was 10-7 in Cassell Coliseum last year ... Tech is 7-5 in Cassell Coliseum this season.

Welcoming Back Old Foes

The Hokies welcomed back two traditional rivals to the schedule last season and added another this season ... Tech defeated VMI, 95-80, on Nov. 15 in a rivalry that dates back to 1909 and defeated West Virginia, 87-82, in Blacksburg on Nov. 12 ... Tech and WVU first met in basketball in 1921 and have played 78 times since then ... The teams had last met in the 2003-04 season, the Hokies' last season as a member of the BIG EAST Conference ... This season, the Hokies have added Radford back to the schedule, defeating the Highlanders, 81-56, on Nov. 29 ... Although the two schools have now met only six times since first playing in 1987, the Highlanders are, geographically, the closest Division I school to Virginia Tech, sharing the New River Valley ... The loss to VCU was the first meeting between the two schools since the 1994-95 season.

November Wins


The Hokies were 6-0 in games played in the month of November last year, marking the most wins by a Tech team in November ... The previous high was five wins in both the 2011-12 season and the 2005-06 season ... A disclaimer should be added, noting that the allowable start of the basketball season was moved up beginning with the 2004-05 season ... Prior to that, schedules could not begin before Thanksgiving weekend ... The Hokies had eight games scheduled in November this season and were 5-3 in November games in 2013.

Five Doubles is Rare

When **Marshall Wood** recorded his first career double-double in the overtime loss at NC State last season, he became the fifth Hokie to record a double-double during that season (and the fourth to record his first career double-double last season) ... That was the first season since at least the 1989-90 season that five Hokies have recorded double-doubles in the same season ... Nine games into this season, three Hokies, **Trevor Thompson, Jarell Eddie** and **C.J. Barksdale**, have recorded double-doubles for the Hokies.

The Last Time That...

- Tech scored 100 points and won: 105-92, vs. VMI, 11-18-13
- Tech scored 100 points and lost: 100-104 2OT vs. Maryland, 2-27-10
- Tech played in overtime: 61-60, OT, at Miami, 12-8-13
- Tech played in consecutive overtime games: 75-74 at Clemson, 2-8-06 & 77-81 at Virginia, 2-11-06
- Tech played 2 OT: 100-104, 2OT vs. Maryland, 2-27-10
- Tech played 3 OT: 86-90 at WVU, 2-2-83
- Tech scored 100+ points: 105-92, vs. VMI, 11-18-13
- Tech scored 90-99 points: 95-79, vs. Iowa, 11-27-12
- Tech scored 80-89 points: 82-66, vs. UMEs, 12-31-13
- Tech scored 70-79 points: 75-54, vs. Furman, 11-26-13
- Tech scored 60-69 points: 61-60, OT, at Miami, 12-8-13
- Tech scored 50-59 points: 57-62, vs. Boston College, 1-11-14
- Tech scored 40-49 points: 49-56 vs. Clemson, 1-15-14
- Tech scored 30-39 points: 33-43 at East Carolina, 1966-67 season
- Tech scored 20-29 points: 27-40 at McGuire Gen., 1945-46 season
- Tech scored 10-19 points: 16-45 at Virginia, 1938-1939 season
- Tech scored less than 10 points: 7-31 at W&L, 1922-1923 season
- Tech allowed 100+ points: 100-104, 2OT vs. Maryland, 2-27-10
- Tech allowed 90-99 points: 77-96, vs. Michigan State, 11-22-13
- Tech allowed 80-89 points: 52-82, vs. VCU, 12-21-13
- Tech allowed 70-79 points: 52-72, vs. Syracuse, 1-7-14
- Tech allowed 60-69 points: 57-62, vs. Boston College, 1-11-14
- Tech allowed 50-59 points: 49-56 vs. Clemson, 1-15-14
- Tech allowed 40-49 points: 70-49, vs. Mississippi Valley State, 12-10-12
- Tech allowed 30-39 points: 99-34, vs. Mount St. Mary's, 1-2-11
- Tech allowed 20-29 points: 31-25 vs. Richmond, 2-1-46
- Tech allowed 10-19 points: 60-19 vs. Lynchburg College, 1-9-46
- Tech allowed less than 10 points: 28-9 vs. Hampden-Sydney, 1-17-23
- Largest margin of victory: 83 points vs. Randolph Macon Academy, 87-4, 1-10-11
- Largest margin of victory in an ACC game: 29 points vs. Wake Forest, 94-65, 1-15-11
- Two Tech players recorded double-doubles in a game: C.J. Barksdale (14 pts./10 rebs.) & Jarell Eddie (13 pts./10 rebs.) vs. Radford, 11-29-13
- Two Tech players recorded double-doubles in consecutive games: vs. UNC, ACC Tournament, 3-13-09 and vs. Duquesne, NIT, 3-18-09
- Tech player had five or more steals: Manny Atkins (5) vs. Mount St. Mary's, 1-2-11
- Tech player had 10 or more assists in a game: Devin Wilson (11) vs. Furman, 11-26-13
- Tech player had 20 or more rebounds in a game: Jeff Allen (21) vs. Longwood, 12-14-08
- Two Tech players had double figures in rebounds: C.J. Barksdale (10 rebs.) & Jarell Eddie (10 rebs.) vs. Radford, 11-29-13
- Two Tech players had five or more assists: Devin Wislon (5) & Adam Smith (5) vs. Michigan State, 11-22-13
- Two Tech players scored 20 or more points: Adam Smith (27 points) & Jarell Eddie (23 points) vs. Michigan State, 11-22-13
- Two Tech players scored 20 or more points in consecutive games: Erick Green & Jarell Eddie 11-19-12 & 11-23-12
- Tech freshman scored 20 or more points in a game: 22, Ben Emelogu, 87-82, vs. West Virginia, 11-12-13



Virginia Tech Streaks

	Total	Home	Road	Neutral
Overall	Lost 3	Lost 3	Won 1	Lost 6
ACC*	Lost 3	Lost 3	Won 1	---
Non-Conference	Won 1	Won 1	Lost 1	Lost 6

* - regular season games only

Longest winning streak this season 4, 11-26/12-8
 Longest losing streak this season 3, Current

Coming Next Year

Virginia Tech has announced the signing of three players to national letters of intent ... Justin Bibbs, a 6-5, 205 lbs., guard from Dayton, Ohio, Jalen Hudson, a 6-5, 190 lbs. guard from Akron, Ohio and T.J. Lang, a 6-7, 190 lbs., wing from Mobile, Ala., all signed with the Hokies on Nov. 13 and will join the program in the fall of 2014.

The Last Time That...

Two Tech freshmen scored in double figures in a game: Ben Emelogu (19 pts.) & Devin Wilson (13 pts.) vs. VMI, 11-18-13
 Tech player scored 30-39 points in a game: 34, Jarell Eddie vs. Winthrop, 12-3-13
 Tech player scored 40-49 points in a game: 41, Dorenzo Hudson vs. Seton Hall, 1-2-10
 Tech player scored 50+ points in a game: 51, Bimbo Coles vs. Southern Miss., 2-6-88
 Tech defeated a ranked opponent on the road: 80-77 at No. 12/13 Clemson, 2-25-09
 Tech defeated a ranked opponent at home: 81-71, vs. No. 15/17 Oklahoma State, 12-1-12
 Tech defeated a ranked opponent on a neutral court: 72-64, vs. No. 21 Virginia, 12-28-95, Roanoke Civic Center
 Tech player had consecutive double-doubles: Jarell Eddie, 11-26-13 & 11-29-13
 Tech player had seven consecutive double-doubles: Jeff Allen, 1-25-11, 1-30-11, 2-2-11, 2-5-11, 2-13-11, 2-15-11 & 2-19-11
 Tech held opponent without a double-figure scorer: 65-47 vs. Miami, ACC Tournament, 3-12-09
 Tech had five players score in double figures: 75-54, vs. Furman, 11-26-13
 Tech had six players score in double figures: vs. Wake Forest, 1-15-11
 Tech did not make a three-point field goal: at Providence, 2-1-03
 Tech's opponent did not make a three-point field goal: at NC State, 2-10-10
 Tech did not shoot a free throw in the first half: at Miami, 12-8-13
 Tech did not shoot a free throw in the second half: vs. Virginia, 12-5-10
 Tech allowed a triple-double: Iman Shumpert (22 pts., 12 rebs., 11 assists), at Georgia Tech, 1-25-11
 Tech held an opponent under 10 points in a half: 9 points, vs. Eastern Michigan, 12-22-11
 Tech held an opponent under 20 points in a half: 17 pts., vs. Furman, 11-26-13
 Tech had double-figures in blocked shots: 13, 87-82, vs. West Virginia, 11-12-13
 Tech came back from a double-figure deficit to win: 13 pts. (37-24), at Miami, 12-8-13
 Tech led by 20-or-more points at half time of a game: 20 pts., 38-18, vs. WCU, 11-15-13

Beecher Joins the Hall

Former Virginia Tech men's basketball player Bobby Beecher was inducted into the Virginia Tech Sports Hall of Fame on Nov. 5 ... As a senior, Beecher averaged 14.3 points and 7.9 rebounds to finish his Tech career eighth in scoring (1,548 pts.) and sixth in rebounds (797) ... He played in 128 of 129 games as a Hokie, starting 126. Currently, he still ranks third all-time at Tech in blocked shots (170) and stands in the top 10 in career rebounds, field goals made (640) and free-throw percentage (.807). He is 16th all-time in scoring ... Beecher, who was selected in the fourth round of the 1986 NBA Draft by the Sacramento Kings, earned his Tech degree in human services with an emphasis in family and child development ... Beecher was joined in the 2013 Class by MLB pitcher Joe Saunders, softball's Clarisa Crowell, PGA Tour member Johnson Wagner, VT tennis great Jimmy Milley and former NFL player John Engelberger.

What's Next

The Hokies return to Cassell Coliseum on Wednesday night, as they host Wake Forest ... The game will tip-off at 7 p.m. and will be televised by regional sports networks.

Freshman Points

Since 1999, Virginia Tech freshmen have scored 20-or-more points in a game 16 times ... Here is a list of the top five performances on that list.

29	A.D. Vassallo at Wake Forest, 1-28-06
24	Brian Chase vs. La Salle, 3-1-00
23	Brian Chase at Rhode Island, 2-12-00
22	Brian Chase vs. Auburn, 12-21-99 (San Juan)
22	Ben Emelogu vs. West Virginia, 11-12-13

In the Cassell in the ACC

Virginia Tech is 117-46 in Cassell Coliseum as a member of the ACC ... Here is a year-by-year breakdown.

	<i>Regular</i>	<i>Post</i>	<i>Overall</i>
2004-05	12-3	1-0	13-3
2005-06	10-7	0-0	10-7
2006-07	13-2	0-0	13-2
2007-08	12-2	2-1	14-3
2008-09	9-5	1-1	10-6
2009-10	15-1	2-1	17-2
2010-11	11-3	1-1	12-4
2011-12	11-7	---	11-7
2012-13	10-7	---	10-7
2013-14	7-5	---	7-5
Totals	110-42	7-4	117-46

VT App

Virginia Tech basketball game broadcasts can be heard throughout the mid-Atlantic region on a network of radio stations and on SiriusXM Satellite radio ... Fans can also follow the action of the Virginia Tech IMG Sports Network on their iPhone, Android and BlackBerry devices ... The official mobile application of Virginia Tech athletics, HokiesXtra, offers easy and instant access to up-to-the-minute news, scores, live game play-by-play, stats, schedules and rosters, streaming audio and more.

The free mobile application will include access to the following features:

HEADLINES
 LIVE GAME SCORING
 SCHEDULES AND SCORES
 LIVE SCORING UPDATES
 PLAY-BY-PLAY COVERAGE
 PLAYER AND TEAM STATS
 BOX SCORE
 ON-DEMAND VIDEO
 (SUBJECT TO VIDEO AVAILABILITY)
 ROSTERS
 IN-APP ALERT SYSTEM
 SHARING VIA EMAIL AND FACEBOOK

Head Coach James Johnson



James Johnson is in his second season as Virginia Tech's head men's basketball coach. Johnson's up-tempo style of offense energized the Hokie fan base in his first season and, with a fresh infusion of talent for the 2013-14 season, Tech will see a more pressure-oriented defense.

During Johnson's first season, senior guard Erick Green became the first Hokie ever to be named the Atlantic Coast Conference Player of the Year and to lead the nation in scoring. Johnson and the Hokies defeated No. 15 Oklahoma State in December in Cassell Coliseum, earning the new coach a victory in his first-ever game against a nationally-ranked team.

Just as important, two Hokies, Jarell Eddie and Christian Beyer were named to the All-ACC Academic team. Johnson has renewed a pledge to better involve the program into the daily life of the Virginia Tech campus and the New River Valley community. In the past year, the program became a part of the Christmas Store, Special Olympics and other activities and charities in the area.

No stranger to the Hokie Nation, Johnson spent the previous five seasons on the men's basketball staff at Virginia Tech. He was an assistant coach from 2007-2011 before being promoted to associate head coach prior to last season. He had accepted an assistant coaches' position at Clemson on April

13 of this year, but returns to Blacksburg to take over the reins of the men's basketball program. Director of Athletics Jim Weaver named Johnson to the position on May 1, 2012.

"I am pleased with Coach Johnson's first year as head coach," Weaver said. "He has surrounded himself with an excellent staff who cares about the players and their development in both the classroom and the basketball court."

Johnson joined the Hokies following two seasons as an assistant at George Mason. While at Mason, he focused on organizing the team's defensive efforts in practice and games. The Patriots were a combined 45-23 in his two seasons and advanced to the 2006 NCAA Final Four. Before GMU, Johnson spent two seasons as an assistant coach at Penn State. He was the recruitment coordinator for the Nittany Lions. Prior to Penn State, Johnson had a one-year stint as an assistant at the College of Charleston and he spent two years as an assistant at Elon.

"Virginia Tech and the Hokie Nation have a special place in my heart and I am blessed and excited for the opportunity to become the head basketball coach," Johnson said at the time of his hiring. "I look forward to working with a great group of young men and moving forward with this program."

Johnson, a native of Powhatan, Va.,



James Johnson is in his second season as the head coach of the Hokies.



was a four-year player and three-year starter at Ferrum College. A three-time Defensive Player of the Year, he helped guide his team to two conference championships and a berth in the NCAA Division III Tournament. He was also voted his team's Most Valuable Player in 1993. In 2001, Johnson was selected as one of the Top 10 players in Ferrum basketball history. In September of 2009, Johnson was elected into the Ferrum College Athletic Hall of Fame.

After graduating from Ferrum with a bachelor of science in psychology in 1993, he immediately stepped into the coaching ranks at his alma mater and served as an assistant for two seasons. Johnson helped guide the Panthers to a regular-season conference title. In 1995, Johnson moved on to Longwood College as an assistant and then spent one year at Hargrave Military Academy, where he worked with the post-graduate team. In 1997, he began a three-year run as an assistant at Old Dominion. Johnson is a member of the Black Coaches Association (BCA) and the National Association of Basketball Coaches (NABC). In March 2001, Rivals.com named Johnson one of the Top 20 Assistant Coaches at Mid-Major Division I Schools. He was a squad leader in the Army National Guard from 1989-91.

2013-14 VIRGINIA TECH

MEN'S BASKETBALL ROSTER

Alphabetical Listing

No.	Name	POS	HT	WT	CL	HOMETOWN	HS/OTHER
42	C.J. Barksdale	F	6-8	235	Jr.	Danville, Va.	Hargrave Military Academy
22	Christian Beyer	F	6-7	200	Jr.	New Bern, N.C.	New Bern
14	Greg Donlon	F	6-8	230	So.	Midlothian, Va.	Cosby
31	Jarell Eddie	F	6-7	220	Sr.	Charlotte, N.C.	The Cannon School
15	Ben Emelogu	G	6-5	205	Fr.	Grand Prairie, Tex.	South Grand Prairie
25	Will Johnston	G	6-3	185	Jr.	Midlothian, Va.	Midlothian
21	Maurice Kirby	F	6-9	235	Fr.	Chandler, Ariz.	Basha
1	Malik Mueller*	G	6-3	210	Fr.	Ehingen, Germany	Urspring
4	Cadarian Raines	F	6-9	238	r-Sr.	Petersburg, Va.	Petersburg
3	Adam Smith	G	6-1	170	r-So.	Jonesboro, Ga.	Fayette County
32	Trevor Thompson	F	6-11	210	Fr.	Indianapolis, Ind.	St. John's Northwestern Military Academy
2	Joey van Zegeren	F	6-10	225	r-So.	Hoogeveen, The Netherlands	Canarias Basketball Academy
11	Devin Wilson	G	6-4	185	Fr.	McKees Rocks, Pa.	Montour
33	Marshall Wood	F	6-8	230	So.	Rustburg, Va.	Rustburg

Numerical Listing

No.	Name	POS	HT	WT	CL	HOMETOWN	HS/OTHER
1	Malik Mueller*	G	6-3	210	Fr.	Ehingen, Germany	Urspring
2	Joey van Zegeren	F	6-10	225	r-So.	Hoogeveen, The Netherlands	Canarias Basketball Academy
3	Adam Smith	G	6-1	170	r-So.	Jonesboro, Ga.	Fayette County
4	Cadarian Raines	F	6-9	238	r-Sr.	Petersburg, Va.	Petersburg
11	Devin Wilson	G	6-4	185	Fr.	McKees Rocks, Pa.	Montour
14	Greg Donlon	F	6-8	230	So.	Midlothian, Va.	Cosby
15	Ben Emelogu	G	6-5	205	Fr.	Grand Prairie, Tex.	South Grand Prairie
21	Maurice Kirby	F	6-9	235	Fr.	Chandler, Ariz.	Basha
22	Christian Beyer	F	6-7	200	Jr.	New Bern, N.C.	New Bern
25	Will Johnston	G	6-3	185	Jr.	Midlothian, Va.	Midlothian
31	Jarell Eddie	F	6-7	220	Sr.	Charlotte, N.C.	The Cannon School
32	Trevor Thompson	F	6-11	210	Fr.	Indianapolis, Ind.	St. John's Northwestern Military Academy
33	Marshall Wood	F	6-8	230	So.	Rustburg, Va.	Rustburg
42	C.J. Barksdale	F	6-8	235	Jr.	Danville, Va.	Hargrave Military Academy

* - Must sit out 2013-14 season

Coaching Staff

Head Coach: James Johnson (Ferrum, 1993)

Assistant Coaches: Kurt Kanaskie (La Salle, 1980), Andy Moore (Muskingum College, 1992), Ramon Williams (VMI, 1990)

Director of Men's Basketball Operations: Rob Harris (Shenandoah, 1991)

Director of Strength & Conditioning, Basketball Programs: David Jackson (Virginia Tech, 1997)

(as of 12-30-2013)

CADARIAN RAINES

R-SENIOR • FORWARD • 6-9 • 238
PETERSBURG, VA. • PETERSBURG

#4



SEASON STATISTICS

SEASON/CAREER GAME HIGHS

Opponent	Min	FG-A-%	3FG-A-%	FT-A-%	O-D-T	A	TO	Blk	Stl	Pts
- USC UPSTATE #	26	7-10-.700	0-0-.000	3-4-.750	0-4-4	1	1	0	1	17
- WEST VIRGINIA	16	1-2-.500	0-0-.000	2-2-1.000	1-3-4	0	3	5	0	4
- WESTERN CAROLINA #	21	1-3-.333	0-0-.000	3-5-.600	3-4-7	2	0	0	3	5
- VMI	21	3-3-1.000	0-0-.000	3-4-.750	4-1-5	2	3	2	0	9
- No. 1 Michigan State #	12	0-5-.000	0-0-.000	0-0-.000	1-1-2	0	1	0	0	0
- Seton Hall #	18	2-3-.667	0-0-.000	0-0-.000	1-3-4	0	2	0	0	4
- FURMAN	3	0-0-.000	0-0-.000	0-0-.000	0-1-1	0	0	0	0	0
RADFORD		-- DNP --								
WINTHROP	15	3-4-.750	0-0-.000	2-2-1.000	2-2-4	1	0	2	0	8
Miami *	11	0-1-.000	0-0-.000	0-0-.000	0-1-1	0	0	0	0	0
Virginia Commonwealth ^		-- DNP --								
UNCG	7	0-0-.000	0-0-.000	0-2-.000	0-1-1	0	1	0	0	0
MAYLAND-EASTERN SHORE	9	2-3-.667	0-0-.000	1-2-.500	0-1-1	0	0	0	0	5
No. 2 SYRACUSE *	14	1-2-.500	0-0-.000	1-2-.500	0-1-1	1	1	0	0	1
BOSTON COLLEGE *		-- DNP --								
CLEMSON *		-- DNP --								
Notre Dame *										
WAKE FOREST *										
Virginia *										
Boston College *										
MARYLAND *										
Florida State *										
Pittsburg *										
MIAMI *										
VIRGINIA *										
NC STATE *										
Duke										
NORTH CAROLINA *										
Maryland *										
Georgia Tech *										

* - ACC games; # - Coaches vs. Cancer Classic; ^ - Governor's Holiday Hoops Classic.

POINTS

Season	17 vs USC Upstate (11/9/13)
Career	17 vs USC Upstate (11/9/13)
ACC	16 at Duke (2/25/12)

MINUTES PLAYED

Season	26 vs. USC Upstate (11/9/13)
Career	41 at North Carolina (2/2/13)
ACC	41 at North Carolina (2/2/13)

FIELD GOALS MADE

Season	7 vs USC Upstate (11/9/13)
Career	7, 3x, last vs USC Upstate (11/9/13)
ACC	7 at Duke (2/25/12), vs MD (2/7/13)

FIELD GOAL ATTEMPTS

Season	10 vs USC Upstate (11/9/13)
Career	13 vs Maryland (2/7/13)
ACC	13 vs Maryland (2/7/13)

3-PT FIELD GOALS MADE

Season	N/A
Career	N/A
ACC	N/A

3-PT FIELD GOAL ATTEMPTS

Season	N/A
Career	N/A
ACC	N/A

FREE THROWS MADE

Season	3, 3x, last vs VMI (11/18/13)
Career	5 vs GT (2/18/12), vs Iowa (11/27/12)
ACC	5 vs Georgia Tech (2/18/12)

FREE THROW ATTEMPTS

Season	5 vs. Western Carolina (11/15/13)
Career	8 vs Georgia Tech (2/18/12)
ACC	8 vs Georgia Tech (2/18/12)

REBOUNDS

Season	7 vs. Western Carolina (11/15/13)
Career	13 at MD (1/5/13), vs WF (1/19/13)
ACC	13 at MD (1/5/13), vs WF (1/19/13)

ASSISTS

Season	2 vs WCU (11/15/13), vs VMI (11/18/13)
Career	3 vs Wake Forest (1/19/13)
ACC	3 vs Wake Forest (1/19/13)

BLOCKS

Season	5 vs West Virginia (11/12/13)
Career	5, 3x, vs West Virginia (11/12/13)
ACC	5 vs Maryland (2/7/13)

STEALS

Season	3 vs. Western Carolina (11/15/13)
Career	3 at URI (12/7/11), vs. WCU (11/15/13)
ACC	2, 3x, last vs Miami (1/30/13)



2013-2014 NOTES

Has played in 12 games, making seven starts ... Scored a career-high 17 points in the season opener against USC Upstate ... Matched a career high with five blocks in the win over West Virginia ... Had three steals and seven rebounds against Western Carolina ... Scored nine points and grabbed nine rebounds against VMI ... Scored four points and grabbed four rebounds against Seton Hall ... Put up eight points in 15 minutes of action against Winthrop ... Scored five points against UMES.


CAREER STATISTICS

Year	GP-GS	Min-Avg.	FGM-FGA-Pct.	3FG-FGA-Pct.	FTM-FTA-Pct.	Off.-Def.	Reb-Avg.	A-TO	Blk	Stl	TP-Avg.
09-10	21-0	165-7.9	12-34-.353	0-0-.000	7-14-.500	20-17	37-1.8	3-6	16	4	31-1.5
10-11	4-0	21-5.3	1-4-.250	0-0-.000	0-0-.000	1-1	2-0.5	0-0	1	0	2-0.5
11-12	33-9	620-18.8	83-161-.516	0-0-.000	29-56-.518	63-67	130-3.9	13-25	25	23	195-5.9
12-13	32-30	790-24.7	94-195-.482	0-0-.000	23-53-.434	88-116	204-6.4	18-36	34	13	211-6.6
13-14	12-7	173-14.4	20-36-.556	0-0-.000	15-23-.652	12-23	35-2.9	7-12	9	4	55-4.6
Career	102-46	1769-17.3	210-430-.488	0-0-.000	74-146-.507	184-224	408-4.0	41-79	85	44	494-4.8

JARELL EDDIE

SENIOR • FORWARD • 6-7 • 209
CHARLOTTE, N.C. • THE CANNON SCHOOL

#31



SEASON STATISTICS

SEASON/CAREER GAME HIGHS

Opponent	Min	FG-A-%	3FG-A-%	FT-A-%	O-D-T	A	TO	Blk	Stl	Pts
-USC UPSTATE #	35	6-21-.286	2-9-.222	4-5-.800	0-7-7	1	2	0	1	18
-WEST VIRGINIA	23	3-8-.375	0-1-.000	4-5-.800	1-2-3	1	3	0	0	10
-WESTERN CAROLINA #	29	6-10-.600	3-5-.600	2-3-.667	1-5-6	0	0	1	0	17
-VMI	33	7-12-.583	5-5-1.000	2-2-1.000	2-5-7	1	2	0	0	21
-No. 1 Michigan State #	24	7-12-.583	6-9-.667	3-3-1.000	0-1-1	0	0	0	0	23
-Seton Hall #	37	6-19-.314	3-8-.375	4-5-.800	1-10-11	4	2	4	1	19
-FURMAN	33	6-15-.400	2-9-.222	0-0-.000	3-7-10	2	0	1	0	14
-RADFORD	34	5-14-.357	2-4-.500	1-1-1.000	1-9-10	2	2	1	0	13
-WINTHROP	37	13-18-.722	6-8-.750	2-2-1.000	1-6-7	2	2	0	1	34
-Miami *	43	9-23-.391	6-14-.267	0-0-.000	1-7-8	0	2	0	2	24
-Virginia Commonwealth ^	32	4-10-.400	4-7-.571	0-4-.000	1-0-1	4	5	0	0	12
-UNCG	37	1-12-.083	0-4-.000	2-2-1.000	1-1-2	2	3	0	0	4
-MAYLAND-EASTERN SHORE	31	5-11-.455	3-6-.500	4-4-1.000	1-8-9	1	1	1	0	17
-No. 2 SYRACUSE *	29	2-9-.222	2-5-.400	0-0-.000	1-1-2	3	1	1	0	6
-BOSTON COLLEGE *	30	3-14-.241	1-6-.167	3-3-1.000	1-7-8	1	2	1	0	10
-CLEMSON *	33	1-6-.167	1-5-.200	0-0-.000	0-2-2	3	2	0	1	3
Notre Dame *										
WAKE FOREST *										
Virginia *										
Boston College *										
MARYLAND *										
Florida State *										
Pittsburg *										
MIAMI *										
VIRGINIA *										
NC STATE *										
Duke										
NORTH CAROLINA *										
Maryland *										
Georgia Tech *										

*- ACC games; # - Coaches vs. Cancer Classic; ^ - Governor's Holiday Hoops Classic.

POINTS

Season	34 vs Winthrop (12/3/13)
Career	34 vs Winthrop (12/3/13)
ACC	24 at Miami (12/8/13)

MINUTES PLAYED

Season	43 at Miami (12/8/13)
Career	43 at Miami (12/8/13)
ACC	43 at Miami (12/8/13)

FIELD GOALS MADE

Season	13 vs Winthrop (12/3/13)
Career	13 vs Winthrop (12/3/13)
ACC	9 vs NC State (3/14/13), at Miami (12/8/13)

FIELD GOAL ATTEMPTS

Season	23 at Miami (12/8/13)
Career	23 at Miami (12/8/13)
ACC	23 at Miami (12/8/13)

3-PT FIELD GOALS MADE

Season	6, 3x, last at Miami (12/8/13)
Career	6, 3x, last at Miami (12/8/13)
ACC	6 at Miami (12/8/13)

3-PT FIELD GOAL ATTEMPTS

Season	14 at Miami (12/8/13)
Career	14 at Miami (12/8/13)
ACC	14 at Miami (12/8/13)

FREE THROWS MADE

Season	4, 4x, last vs UMES (12/31/13)
Career	9 at UNCG (11/19/12)
ACC	7 at Clemson (1/27/13)

FREE THROW ATTEMPTS

Season	5, 3x, last vs Seton Hall (11/23/13)
Career	10 at UNCG (11/19/12)
ACC	8 at Clemson (1/27/13)

REBOUNDS

Season	11 vs Seton Hall (11/23/13)
Career	14 vs BYU (1/25/12)
ACC	10 at Virginia (1/22/12)

ASSISTS

Season	4 vs SHU (11/23/13), vs VCU (12/21/13)
Career	5 vs Syracuse (11/23/11), vs BYU (1/25/12)
ACC	4 vs Georgia Tech (2/18/12)

BLOCKS

Season	4 vs Seton Hall (11/23/13)
Career	4 vs Seton Hall (11/23/13)
ACC	3 vs Georgia Tech (2/9/13)

STEALS

Season	2 at Miami (12/8/13)
Career	3 vs Iowa (11/27/12)
ACC	2, 3x, last at Miami (12/8/13)



2013-2014 NOTES

Has started all 16 games ... Led the team with 18 points, also grabbing seven boards against USC Upstate ... Scored 10 points in the win over West Virginia ... Scored 17 points and brought down six rebounds against Western Carolina ... Was a perfect 5-for-5 from three-point range, finishing the game against VMI with 21 points and seven rebounds ... Made six threes enroute to a 23-point night against Michigan State ... Posted his first double-double of the season grabbing 11 rebounds and scoring 19 points, while also adding four assists and four blocks against Seton Hall ... Made it back-to-back double-doubles with 14 points and 10 boards against Furman ... Recorded 13 points and 10 rebounds in the win over Radford ... Scored 17 straight points in the first half, enroute to a 34-point performance against Winthrop ... Scored Tech's final 11 points of regulation to force overtime in Miami, finishing the game with 24 points and eight rebounds ... Earned ACC Player of the Week honors for his play at Miami ... Scored 12 points and added four assists against VCU ... Scored 17 points and grabbed nine rebounds in the win over UMES ... Surpassed the 1,000-point mark in his career with six points against No. 2 Syracuse ... Scored 10 points and grabbed eight rebounds against Boston College.

CAREER STATISTICS

Year	GP-GS	Min-Avg.	FGM-FGA-Pct.	3FG-FGA-Pct.	FTM-FTA-Pct.	Off.-Def.	Reb-Avg.	A-TO	Blk	Stl	TP-Avg.
10-11	27-0	295-10.9	25-68-.368	7-32-.219	22-32-.688	18-41	59-2.2	13-17	9	4	79-2.9
11-12	31-30	853-27.5	91-209-.435	52-116-.448	55-64-.859	17-140	157-5.1	44-45	14	16	289-9.3
12-13	32-28	970-30.3	131-331-.396	51-159-.321	80-95-.842	34-144	178-5.6	42-66	24	11	393-12.3
13-14	16-16	520-32.5	84-214-.393	46-105-.438	31-39-.795	16-78	94-5.9	27-29	10	6	245-15.3
Career	108-76	2685-24.9	333-832-.400	158-418-.378	192-234-.821	85-405	490-4.5	128-159	57	38	1016-9.4

C.J. BARKSDALE

JUNIOR • FORWARD • 6-8 • 232
DANVILLE, VA. • HARGRAVE MIL. ACAD.

#42



SEASON STATISTICS

SEASON/CAREER GAME HIGHS

Opponent	Min	FG-A-%	3FG-A-%	FT-A-%	O-D-T	A	TO	Blk	Stl	Pts
USC UPSTATE #		-- DNP --								
WEST VIRGINIA		-- DNP --								
WESTERN CAROLINA #		-- DNP --								
VMI	26	7-12-.583	0-1-.000	2-2-1.000	1-5-6	3	2	1	0	16
No. 1 Michigan State #	21	2-5-.200	0-0-.000	4-4-1.000	3-4-7	0	0	1	0	8
-Seton Hall #	30	3-6-.500	0-1-.000	3-4-.750	1-4-5	0	2	1	1	9
-FURMAN	24	4-11-.364	0-1-.000	1-1-1.000	3-3-6	1	2	1	0	9
-RADFORD	26	5-10-.500	0-1-.000	4-4-1.000	5-5-10	1	0	2	1	14
-WINTHROP	30	4-7-.571	1-3-.333	4-5-.800	0-6-6	1	2	2	0	13
Miami *		--DNP--								
Virginia Commonwealth ^	7	1-1-1.000	0-0-.000	0-0-.000	1-0-1	0	0	0	1	2
UNCG	6	0-0-.000	0-0-.000	0-0-.000	0-1-1	0	2	0	0	0
MAYLAND-EASTERN SHORE	17	3-6-.500	1-1-1.000	2-2-1.000	4-2-6	2	1	0	0	9
No. 2 SYRACUSE *	20	5-6-.833	0-0-.000	2-3-.667	1-3-4	0	1	1	0	12
-BOSTON COLLEGE *	30	4-8-.500	2-2-1.000	1-2-.500	2-1-3	0	0	0	1	11
-CLEMSON *	24	2-4-.500	0-0-.000	0-0-.000	0-4-4	1	1	2	0	4
Notre Dame *										
WAKE FOREST *										
Virginia *										
Boston College *										
MARYLAND *										
Florida State *										
Pittsburg *										
MIAMI *										
VIRGINIA *										
NC STATE *										
Duke										
NORTH CAROLINA *										
Maryland *										
Georgia Tech *										

POINTS

Season	16 vs VMI (11/18/13)
Career	17 vs Florida State (2/24/13)
ACC	17 vs Florida State (2/24/13)

MINUTES PLAYED

Season	30, 3x, last vs Boston College (1/11/14)
Career	34 vs GSU (12/15/12)
ACC	33 at Georgia Tech (1/12/13)

FIELD GOALS MADE

Season	7 vs VMI (11/18/13)
Career	7 vs VMI (11/18/13)
ACC	6 vs Duke (2/21/13), at Miami (2/27/13)

FIELD GOAL ATTEMPTS

Season	12 vs VMI (11/18/13)
Career	12 vs VMI (11/18/13)
ACC	9 at Miami (2/27/13)

3-PT FIELD GOALS MADE

Season	2 vs Boston College (1/11/14)
Career	2 vs Boston College (1/11/14)
ACC	2 vs Boston College (1/11/14)

3-PT FIELD GOAL ATTEMPTS

Season	3 vs Winthrop (12/3/13)
Career	3 vs Winthrop (12/3/13)
ACC	2 vs Boston College (1/11/14)

FREE THROWS MADE

Season	4, 3x, last vs Winthrop (12/3/13)
Career	9 vs Florida State (2/24/13)
ACC	9 vs Florida State (2/24/13)

FREE THROW ATTEMPTS

Season	5 vs Winthrop (12/3/13)
Career	11 vs Florida State (2/24/13)
ACC	11 vs Florida State (2/24/13)

REBOUNDS

Season	10 vs Radford (11/29/13)
Career	10, 3x, last vs Radford (11/29/13)
ACC	10 at Georgia Tech (1/12/13)

ASSISTS

Season	3 vs VMI (11/18/13)
Career	3 vs VMI (11/18/13)
ACC	2, 3x, last vs NC State (3/14/13)

BLOCKS

Season	2, 3x, last vs Clemson (1/15/14)
Career	3 at WVU (12/8/12)
ACC	2 vs Clemson (1/15/14)

STEALS

Season	1, 4x, last vs Boston College (1/11/14)
Career	2, 4x, last vs Clemson (3/2/13)
ACC	2 vs FSU (1/10/12), vs CU (3/2/13)



2013-2014 NOTES

Has played in 11 games, making five starts ... Missed the first three games of the season due to suspension ... Scored 16 points and grabbed six rebounds in his season debut against VMI ... Brought down seven rebounds and scored eight points against Michigan State ... Scored nine points and grabbed five rebounds against Seton Hall ... Grabbed six rebounds and scored nine points against Furman ... Earned his first double-double of the season scoring 14 points and adding 10 rebounds in the win over Radford ... Totaled six rebounds and 13 points against Winthrop ... Missed the game at Miami due to a sprained knee ... Saw action early against VCU but suffered a sprained left ankle in the first half and did not return ... Put up nine points and six rebounds against UMES ... Led the team with 12 points against No. 2 Syracuse ... Returned to the starting lineup and scored 11 points against Boston College.

CAREER STATISTICS

Year	GP-GS	Min-Avg.	FGM-FGA-Pct.	3FG-FGA-Pct.	FTM-FTA-Pct.	Off.-Def.	Reb-Avg.	A-TO	Blk	Stl	TP-Avg.
11-12	32-1	379-11.8	30-72-.417	0-0-.000	27-36-.750	39-47	86-2.7	9-14	8	8	87-2.7
12-13	31-30	667-21.5	69-132-.523	0-0-.000	37-48-.771	45-101	146-4.7	19-27	16	12	175-5.6
13-14	12-6	261-21.8	40-76-.526	4-10-.400	23-27-.852	21-38	59-4.9	9-13	11	4	107-8.9
Career	75-37	1307-17.4	139-280-.496	4-10-.400	87-111-.784	105-186	291-3.9	37-54	35	24	369-4.9

* - ACC games; # - Coaches vs. Cancer Classic; ^ - Governor's Holiday Hoops Classic.

CHRISTIAN BEYER

JUNIOR • FORWARD • 6-7 • 200
NEW BERN, N.C. • NEW BERN

#22



SEASON STATISTICS

Opponent	Min	FG-A-%	3FG-A-%	FT-A-%	O-D-T	A	TO	Blk	Stl	Pts
USC UPSTATE #	11	0-0-.000	0-0-.000	0-2-.000	2-2-4	1	1	0	0	0
WEST VIRGINIA	13	1-1-1.000	0-0-.000	1-2-.500	1-4-5	0	0	0	0	3
WESTERN CAROLINA #	2	0-0-.000	0-0-.000	0-0-.000	0-0-0	0	0	0	0	0
VMI		--DNP--								
No. 1 Michigan State #	11	1-2-.500	1-2-.500	0-0-.000	1-1-2	0	0	0	0	3
Seton Hall #		--DNP--								
FURMAN	2	0-0-.000	0-0-.000	0-0-.000	0-0-0	0	0	0	0	0
RADFORD	2	0-0-.000	0-0-.000	0-0-.000	0-0-0	0	0	0	0	0
WINTHROP	8	0-0-.000	0-0-.000	0-0-.000	0-1-1	1	3	0	1	0
Miami *	4	0-1-.000	0-0-.000	0-0-.000	0-1-1	0	0	1	0	0
Virginia Commonwealth ^	16	1-3-.333	0-1-.000	0-0-.000	3-5-8	0	2	0	0	2
UNCG	1	0-0-.000	0-0-.000	0-0-.000	0-0-0	0	0	0	0	0
MAYLAND-EASTERN SHORE	13	2-2-1.000	1-1-1.000	0-0-.000	0-4-4	2	0	0	0	5
No. 2 SYRACUSE *		--DNP--								
BOSTON COLLEGE *	9	1-1-1.000	0-0-.000	1-2-.500	1-0-1	0	1	0	0	3
CLEMSON *	26	2-3-.667	0-1-.000	0-0-.000	3-4-7	0	0	0	0	4
Notre Dame *										
WAKE FOREST *										
Virginia *										
Boston College *										
MARYLAND *										
Florida State *										
Pittsburg *										
MIAMI *										
VIRGINIA *										
NC STATE *										
Duke										
NORTH CAROLINA *										
Maryland *										
Georgia Tech *										

*- ACC games; # - Coaches vs. Cancer Classic; ^ - Governor's Holiday Hoops Classic.

2013-2014 NOTES

Has played in 13 games ... Saw 11 minutes of action, grabbing four rebounds in the opener against USC Upstate ... Scored three points and brought down five rebounds in the win over West Virginia ... Grabbed two rebounds and scored three points against Michigan State ... Had an assist, rebound and a steal against Winthrop ... Grabbed eight rebounds in 16 minutes against VCU ... Scored five points and added four rebounds against UMES Scored three points and grabbed a rebound against Boston College ... Grabbed seven rebounds in 26 minutes of action against Clemson.

SEASON/CAREER GAME HIGHS

POINTS

Season	5 vs UMES (12/31/13)
Career	9 vs BYU (12/19/12)
ACC	6 at Maryland (1/7/13), vs BC (1/9/13)

MINUTES PLAYED

Season	26 vs Clemson (1/15/14)
Career	27 vs Bradley (12/22/12)
ACC	26 vs Clemson (1/15/14)

FIELD GOALS MADE

Season	2 vs UMES (12/31/13), vs CU (1/15/14)
Career	4 vs BYU (12/19/12)
ACC	3 at Maryland (1/7/13)

FIELD GOAL ATTEMPTS

Season	3 vs VCU (12/21/13), vs CU (1/15/14)
Career	6 vs BYU (12/19/13)
ACC	5 at Maryland (1/7/13)

3-PT FIELD GOALS MADE

Season	1 vs MSU (11/22/13), vs UMES (12/31/13)
Career	1, 3x, last vs UMES (12/31/13)
ACC	1 at Clemson (1/27/13)

3-PT FIELD GOAL ATTEMPTS

Season	2 vs Michigan State (11/22/13)
Career	3 vs MVSU (12/10/12)
ACC	1, 6x, last vs Clemson (1/15/14)

FREE THROWS MADE

Season	1 vs WVU (11/12/13), vs BC (1/11/14)
Career	3 vs Bradley (12/22/12)
ACC	2 vs Boston College (1/9/13)

FREE THROW ATTEMPTS

Season	2, 3x, last vs Boston College (1/11/14)
Career	4 vs Bradley (12/22/12)
ACC	2, 5x, last vs Boston College (1/11/14)

REBOUNDS

Season	8 vs VCU (12/21/13)
Career	11 vs BYU (12/19/12)
ACC	8 vs Boston College (1/9/13)

ASSISTS

Season	2 vs UMES (12/31/13)
Career	2, 3x, last vs UMES (12/31/13)
ACC	2 vs Boston College (1/9/13)

BLOCKS

Season	1 at Miami (12/8/13)
Career	1, 4x, last at Miami (12/8/13)
ACC	1 vs WF (1/19/13), at Miami (12/8/13)

STEALS

Season	1 vs Winthrop (12/3/13)
Career	2 vs Bradley (12/22/12)
ACC	2 at Maryland (1/7/13)




CAREER STATISTICS

Year	GP-GS	Min-Avg.	FGM-FGA-Pct.	3FG-FGA-Pct.	FTM-FTA-Pct.	Off.-Def.	Reb-Avg.	A-TO	Blk	Stl	TP-Avg.
12-13	25-0	410-16.4	27-89-.303	13-55-.236	23-36-.639	24-71	95-3.8	13-22	10	3	90-3.6
13-14	13-0	118-9.1	8-13-.615	2-5-.400	2-6-.333	11-22	33-2.5	4-7	1	1	20-1.5
Career	36-0	336-9.3	23-50-.460	3-14-.214	13-22-.591	34-64	98-2.7	9-17	4	5	62-1.7

WILL JOHNSTON

JUNIOR • GUARD • 6-3 • 185
MIDLOTHIAN, VA. • MIDLOTHIAN

#25



SEASON STATISTICS

SEASON/CAREER GAME HIGHS

Opponent	Min	FG-A-%	3FG-A-%	FT-A-%	O-D-T	A	TO	Blk	Stl	Pts
USC UPSTATE #	11	2-2-1.000	2-2-1.000	0-0-.000	0-0-0	0	0	0	0	6
WEST VIRGINIA	3	0-0-.000	0-0-.000	0-0-.000	0-0-0	0	0	0	0	0
WESTERN CAROLINA #	3	0-0-.000	0-0-.000	0-0-.000	0-0-0	0	0	0	0	0
VMI	4	0-0-.000	0-0-.000	2-2-1.000	0-1-1	0	1	0	0	2
No. 1 Michigan State #	12	1-3-.333	1-3-.000	1-2-.500	1-2-3	1	0	0	0	4
Seton Hall #		--DNP--								
FURMAN	26	4-6-.667	4-6-.667	0-0-0	1-4-5	1	0	0	1	12
RADFORD	22	1-2-.500	1-1-1.000	1-2-.500	0-1-1	0	0	0	0	4
-WINTHROP	30	1-7-.143	1-7-.143	0-0-.000	0-0-0	1	0	0	0	3
-Miami *	3	0-1-.000	0-1-.000	0-0-.000	0-2-2	0	0	0	0	0
Virginia Commonwealth ^	15	1-2-.500	1-2-.500	0-0-.000	0-1-1	0	0	0	0	3
UNCG	16	0-1-.000	0-1-.000	1-2-.500	0-2-2	0	2	0	0	1
MAYLAND-EASTERN SHORE	25	3-6-.500	2-5-.400	1-2-.500	0-4-4	1	0	0	1	9
No. 2 SYRACUSE *	3	0-1-.000	0-1-.000	0-0-.000	0-1-1	0	0	0	0	0
BOSTON COLLEGE *	10	0-1-.000	0-1-.000	0-0-.000	0-2-2	0	0	0	0	0
CLEMSON *	8	0-1-.000	0-1-.000	0-0-.000	1-0-1	1	0	0	0	0
Notre Dame *										
WAKE FOREST *										
Virginia *										
Boston College *										
MARYLAND *										
Florida State *										
Pittsburg *										
MIAMI *										
VIRGINIA *										
NC STATE *										
Duke										
NORTH CAROLINA *										
Maryland *										
Georgia Tech *										

POINTS

Season	12 vs Furman (11/26/13)
Career	12 vs Furman (11/26/13)
ACC	5 vs Boston College (1/9/13)

MINUTES PLAYED

Season	30 vs Winthrop (12/3/13)
Career	30 vs Winthrop (12/3/13)
ACC	28 at Virginia (2/12/13)

FIELD GOALS MADE

Season	4 vs Furman (11/26/13)
Career	4 vs Furman (11/26/13)
ACC	2 vs BC (1/9/13), at NC State (2/16/13)

FIELD GOAL ATTEMPTS

Season	7 vs Winthrop (12/3/13)
Career	7 vs Winthrop (12/3/13)
ACC	4 at NC State (2/16/13)

3-PT FIELD GOALS MADE

Season	4 vs Furman (11/26/13)
Career	4 vs Furman (11/26/13)
ACC	2 vs GT (2/9/13), at NC State (2/16/13)

3-PT FIELD GOAL ATTEMPTS

Season	7 vs Winthrop (12/3/13)
Career	7 vs Winthrop (12/3/13)
ACC	5 vs Georgia Tech (2/9/13)

FREE THROWS MADE

Season	2 vs VMI (11/18/13)
Career	3 at BYU (12/29/12)
ACC	1 vs Maryland (2/7/13)

FREE THROW ATTEMPTS

Season	2, 5x, last vs UMES (12/31/13)
Career	4 at BYU (12/29/12)
ACC	2 vs Maryland (2/7/13)

REBOUNDS

Season	5 vs Furman (11/26/13)
Career	5 vs Furman (11/26/13)
ACC	2, 4x, last vs Boston College (1/11/14)

ASSISTS

Season	1, 5x, last vs Clemson (1/15/14)
Career	2 vs ETSU (11/10/12)
ACC	1, 5x, last vs Clemson (1/15/14)

BLOCKS

Season	N/A
Career	N/A
ACC	N/A

STEALS

Season	1 vs Furman (11/26), vs UMES (12/31/13)
Career	3 vs Florida State (2/24/13)
ACC	3 vs Florida State (2/24/13)



2013-2014 NOTES

Has played in 15 games, making two starts ... Scored six points against USC Upstate ... Put in two free throws and grabbed a rebound against VMI ... Scored four points and brought down three rebounds against Michigan State ... Had a career day against Furman, scoring 12 points and bringing down five rebounds ... Scored four points and grabbed a rebound against Radford ... Made the start in the win over Winthrop ... Scored nine points in the win over UMES.

CAREER STATISTICS

Year	GP-GS	Min-Avg.	FGM-FGA-Pct.	3FG-FGA-Pct.	FTM-FTA-Pct.	Off.-Def.	Reb-Avg.	A-TO	Blk	Stl	TP-Avg.
11-12	4-0	8-2.0	1-3-.333	1-3-.333	0-0-.000	0-0	0-0.0	0-0	0	0	3-0.8
12-13	29-4	32.2-11.1	18-52-.346	17-48-.354	5-11-.455	3-9	12-0.4	8-5	0	7	58-2.0
13-14	15-2	19.1-12.7	13-33-.394	12-31-.387	6-10-.600	2-21	23-1.5	5-3	0	2	44-2.9
Career	48-6	52.1-10.9	32-88-.364	30-82-.366	11-21-.524	5-30	35-0.7	13-8	0	9	105-2.2

*- ACC games; # - Coaches vs. Cancer Classic; ^ - Governor's Holiday Hoops Classic.

ADAM SMITH

R-SOPHOMORE • GUARD • 6-1 • 170
JONESBORO, GA • UNC WILMINGTON

#3



SEASON STATISTICS

SEASON/CAREER GAME HIGHS

Opponent	Min	FG-A-%	3FG-A-%	FT-A-%	O-D-T	A	TO	Blk	Stl	Pts
-USC UPSTATE #	28	3-10-.300	1-2-.500	0-0-.000	0-3-3	3	1	0	0	7
-WEST VIRGINIA	33	7-12-.583	2-5-.200	3-3-1.000	1-3-4	1	4	0	0	19
-WESTERN CAROLINA #	29	3-12-.250	0-1-.000	0-0-.000	1-2-3	3	2	0	1	6
-VMI	30	4-10-.400	1-2-.500	2-4-.500	0-3-3	3	0	0	0	11
-No. 1 Michigan State #	28	9-19-.474	4-9-.444	5-5-1.000	0-6-6	5	3	0	1	27
-Seton Hall #	26	4-9-.444	3-5-.600	0-0-.000	0-3-3	1	2	0	0	11
-FURMAN	29	4-10-.400	3-7-.429	0-0-.000	0-1-1	3	2	0	0	11
-RADFORD	36	9-18-.500	2-5-.400	8-10-.800	0-4-4	5	0	0	0	28
WINTHROP		-- DNP --								
Miami *	21	3-9-.333	2-6-.333	0-0-.000	0-1-1	3	0	0	0	8
Virginia Commonwealth ^	15	1-5-.200	1-3-.333	0-0-.000	1-0-1	0	2	0	0	3
UNCG		-- DNP --								
MAYLAND-EASTERN SHORE		-- DNP --								
No. 2 SYRACUSE *	30	3-9-.333	3-9-.333	0-0-.000	0-1-1	1	1	0	0	9
BOSTON COLLEGE *	26	5-16-.313	2-9-.222	0-0-.000	1-0-1	1	1	0	0	12
CLEMSON *	15	1-5-.2000	0-2-.000	0-0-.000	0-0-0	0	2	0	0	2
Notre Dame *										
WAKE FOREST *										
Virginia *										
Boston College *										
MARYLAND *										
Florida State *										
Pittsburg *										
MIAMI *										
VIRGINIA *										
NC STATE *										
Duke										
NORTH CAROLINA *										
Maryland *										
Georgia Tech *										

*- ACC games; # - Coaches vs. Cancer Classic; ^ - Governor's Holiday Hoops Classic.

POINTS

Season	28 vs Radford (11/29/13)
Career	28 vs Radford (11/29/13)
ACC	12 vs Boston College (1/11/14)

MINUTES PLAYED

Season	36 vs Radford (11/29/13)
Career	36 vs Radford (11/29/13)
ACC	30 vs Syracuse (1/7/14)

FIELD GOALS MADE

Season	9 vs MSU (11/22), vs Radford (11/29/13)
Career	9 vs MSU (11/22), vs Radford (11/29/13)
ACC	5 vs Boston College (1/11/14)

FIELD GOAL ATTEMPTS

Season	19 vs Michigan State (11/22/13)
Career	19 vs Michigan State (11/22/13)
ACC	16 vs Boston College (1/11/14)

3-PT FIELD GOALS MADE

Season	4 vs Michigan State (11/22/13)
Career	4 vs Michigan State (11/22/13)
ACC	3 vs Syracuse (1/7/14)

3-PT FIELD GOAL ATTEMPTS

Season	9, 3x, last vs Boston College (1/11/14)
Career	9, 3x, last vs Boston College (1/11/14)
ACC	9 vs SU (1/7/14), vs BC (1/11/14)

FREE THROWS MADE

Season	8 vs Radford (11/29/13)
Career	8 vs Radford (11/29/13)
ACC	N/A

FREE THROW ATTEMPTS

Season	10 vs Radford (11/29/13)
Career	10 vs Radford (11/29/13)
ACC	N/A

REBOUNDS

Season	6 vs Michigan State (11/22/13)
Career	6 vs Michigan State (11/22/13)
ACC	1, 3x, last vs Boston College (1/11/14)

ASSISTS

Season	5 vs MSU (11/22), vs Radford (11/29/13)
Career	5 vs MSU (11/22), vs Radford (11/29/13)
ACC	3 at Miami (12/8/13)

BLOCKS

Season	N/A
Career	N/A
ACC	N/A

STEALS

Season	1 vs WCU (11/15/13), vs MSU (11/22/13)
Career	1 vs WCU (11/15/13), vs MSU (11/22/13)
ACC	N/A



2013-2014 NOTES

Has played in 13 games, making eight starts ... Scored seven points and added three assists against USC Upstate ... Put up 19 points in the win over West Virginia ... Had six points and three assists against Western Carolina ... Had three assists and 11 points against VMI ... Led the team with 27 points, adding six boards and five assists against Michigan State ... Put up 11 points and grabbed three rebounds against Seton Hall ... Had 11 points and three assists against Furman ... Scored 28 points and added five assists in the win over Radford ... Missed the Winthrop game due to a left calf strain ... Had eight points and three assists at Miami ... Saw early action against VCU but did not return in the second half, still dealing with a calf strain ... Did not play against UNCG or UMES continuing to work back from a calf injury ... Returned against No. 2 Syracuse, finishing with nine points in 30 minutes of action ... Scored 12 points against Boston College.

CAREER STATISTICS

Year	GP-GS	Min-Avg.	FGM-FGA-Pct.	3FG-FGA-Pct.	FTM-FTA-Pct.	Off.-Def.	Reb-Avg.	A-TO	Blk	Stl	TP-Avg.
(11-12)*	31-29	939-30.3	150-396-.379	58-175-.331	67-82-.817	12-88	100-3.2	49-47	1	15	425-13.7
13-14	13-8	346-26.6	56-144-.389	24-65-.369	18-22-.818	3-28	31-2.4	29-20	0	2	154-11.8

*While at UNCW

JOEY van ZEGEREN

R-SOPHOMORE • FORWARD • 6-10 • 220
HOOGVEEN, THE NETHERLANDS • CANARIAS

#2



SEASON STATISTICS

SEASON/CAREER GAME HIGHS

Opponent	Min	FG-A-%	3FG-A-%	FT-A-%	O-D-T	A	TO	Blk	Stl	Pts
USC UPSTATE #	22	1-5-.200	0-1-.000	0-3-.000	4-3-7	0	0	5	0	2
WEST VIRGINIA	9	0-2-.000	0-0-.000	2-2-1.000	2-1-3	0	2	2	0	2
WESTERN CAROLINA #	20	3-4-.750	0-0-.000	3-8-.375	1-3-4	1	0	1	0	9
VMI	4	1-1-1.000	0-0-.000	1-2-.500	2-3-5	0	0	1	0	3
No. 1 Michigan State #	11	0-1-.000	0-0-.000	0-0-.000	0-0-0	0	1	0	0	0
Seton Hall #	13	0-2-.000	0-0-.000	1-2-.500	3-1-4	0	1	3	0	1
FURMAN	22	4-5-.800	0-0-.000	2-4-.500	2-3-5	0	3	1	1	10
-RADFORD	16	0-0-.000	0-0-.000	1-2-.500	1-5-6	2	2	3	1	1
-WINTHROP	21	4-6-.667	0-0-.000	1-5-.200	2-5-7	0	3	2	1	9
-Miami *	35	4-9-.444	0-0-.000	0-0-.000	6-4-10	0	2	2	1	8
-Virginia Commonwealth ^	20	2-3-.667	0-0-.000	0-0-.000	2-3-5	0	1	3	0	4
-UNCG	29	5-8-.625	0-0-.000	1-2-.500	4-3-7	0	1	2	0	11
-MARYLAND-EASTERN SHORE	22	1-5-.200	0-0-.000	1-2-.500	0-1-1	0	1	0	0	3
-No. 2 SYRACUSE *	28	3-7-.429	0-0-.000	0-3-.000	5-0-5	2	2	2	1	6
-BOSTON COLLEGE *	27	1-2-.500	0-0-.000	0-0-.000	1-3-4	0	1	5	0	2
-CLEMSON *	25	5-6-.833	0-0-.000	1-4-.250	2-3-5	0	0	0	1	11
Notre Dame *										
WAKE FOREST *										
Virginia *										
Boston College *										
MARYLAND *										
Florida State *										
Pittsburg *										
MIAMI *										
VIRGINIA *										
NC STATE *										
Duke										
NORTH CAROLINA *										
Maryland *										
Georgia Tech *										

POINTS

Season	11 vs UNCG (12/28/13), vs CU (1/15/14)
Career	11 vs UNCG (12/28/13), vs CU (1/15/14)
ACC	111 vs Clemson (1/15/14)

MINUTES PLAYED

Season	35 at Miami (12/8/13)
Career	35 at Miami (12/8/13)
ACC	35 at Miami (12/8/13)

FIELD GOALS MADE

Season	5 vs UNCG (12/28/13), vs CU (1/15/14)
Career	5 vs UNCG (12/28/13), vs CU (1/15/14)
ACC	5 vs Clemson (1/15/14)

FIELD GOAL ATTEMPTS

Season	9 at Miami (12/8/13)
Career	9 at Miami (12/8/13)
ACC	9 at Miami (12/8/13)

3-PT FIELD GOALS MADE

Season	N/A
Career	N/A
ACC	N/A

3-PT FIELD GOAL ATTEMPTS

Season	1 vs USC Upstate (11/9), vs WU (12/3/13)
Career	1 vs USC Upstate (11/9), vs WU (12/3/13)
ACC	N/A

FREE THROWS MADE

Season	3 vs Western Carolina (11/15/13)
Career	4 vs Iowa (11/27/12)
ACC	4 at Maryland (1/5/13)

FREE THROW ATTEMPTS

Season	8 vs Western Carolina (11/15/13)
Career	8 vs Western Carolina (11/15/13)
ACC	5 at Maryland (1/5/13)

REBOUNDS

Season	10 at Miami (12/8/13)
Career	10 at Miami (12/8/13)
ACC	10 at Miami (12/8/13)

ASSISTS

Season	2 vs RU (11/29/13), vs Syracuse (1/7/14)
Career	2 vs RU (11/29/13), vs Syracuse (1/7/14)
ACC	2 vs Syracuse (1/7/14)

BLOCKS

Season	5 vs USC Up. (11/9/13), vs BC(1/11/14)
Career	5 vs USC Up. (11/9/13), vs BC (1/11/14)
ACC	5 vs Boston College (1/11/14)

STEALS

Season	1, 6x, last vs Clemson (1/15/14)
Career	2 at BYU (12/29/12)
ACC	1, 6x, last vs Clemson (1/15/14)



2013-2014 NOTES

Has played in all 16 games, making nine starts ... Blocked a career-high five shots in the season opener against USC Upstate ... Blocked two shots and grabbed three rebounds in the win over West Virginia ... Scored nine points and brought down four rebounds against Western Carolina ... Grabbed five rebounds against VMI ... Blocked three shots and brought down four rebounds against Seton Hall ... Scored 10 points and added five rebounds against Furman ... Made his first start of the season against Radford, grabbing six rebounds and blocking three shots ... Neared a double-double with nine points and seven rebounds against Winthrop ... Grabbed 10 rebounds and scored eight points in the overtime win at Miami ... Blocked three shots and brought down five rebounds against VCU ... Scored 11 points and grabbed seven rebounds against UNCG ... Had six points, five rebounds and two blocks against No. 2 Syracuse ... Blocked five shots against Boston College ... Scored 11 points and brought down five rebounds against Clemson.

CAREER STATISTICS

Year	GP-GS	Min-Avg.	FGM-FGA-Pct.	3FG-FGA-Pct.	FTM-FTA-Pct.	Off.-Def.	Reb.-Avg.	A-TO	Blk	Stl	TP-Avg.
11-12	3-0	10-3.3	0-0-.000	0-0-.000	0-0-.000	0-0	0-0.0	0-0	1	0	0-0.0
12-13	32-4	467-14.6	41-78-.526	0-0-.000	25-55-.455	46-54	100-3.1	4-35	21	9	107-3.3
13-14	16-9	323-20.2	34-66-.515	0-1-.000	14-39-.359	37-41	78-4.9	5-20	32	6	82-5.1
Career	51-13	800-15.7	75-144-.521	0-1-.000	39-94-.415	83-95	178-3.5	9-55	54	15	189-3.7

*- ACC games; # - Coaches vs. Cancer Classic; ^ - Governor's Holiday Hoops Classic.

MARSHALL WOOD

SOPHOMORE • FORWARD • 6-8 • 210
RUSTBURG, VA. • RUSTBURG

#33



SEASON STATISTICS

SEASON/CAREER GAME HIGHS

Opponent	Min	FG-A-%	3FG-A-%	FT-A-%	O-D-T	A	TO	Blk	Stl	Pts
-USC UPSTATE #	21	1-4-.250	1-4-.250	0-0-.000	0-3-3	0	0	1	0	3
-WEST VIRGINIA	22	1-5-.200	0-2-.200	2-2-1.000	1-5-6	0	1	0	0	4
-WESTERN CAROLINA #	13	1-3-.333	1-2-.500	0-0-.000	1-1-2	1	2	1	0	3
-VMI	14	2-4-.500	1-1-1.000	2-2-1.000	1-7-8	0	0	0	0	7
-No. 1 Michigan State #	19	2-2-1.000	0-0-.000	1-1-1.000	2-3-5	1	1	0	0	5
Seton Hall #	14	1-2-.500	0-0-.000	1-2-.500	1-2-3	1	2	0	0	3
FURMAN	19	4-8-.500	3-5-.600	2-2-1.000	1-3-4	1	1	1	0	13
RADFORD	24	3-4-.750	1-2-.500	3-3-1.000	0-6-6	0	1	1	0	10
WINTHROP	20	1-3-.333	1-2-.500	0-0-.000	2-5-7	2	3	1	0	3
-Miami *	30	3-9-.333	3-6-.500	0-0-.000	1-5-6	1	2	0	1	9
-Virginia Commonwealth ^	17	2-5-.400	2-3-.667	0-0-.000	1-3-4	0	2	0	0	6
-UNCG	33	4-13-.308	2-7-.286	4-6-.667	0-5-5	0	1	1	0	14
-MAYLAND-EASTERN SHORE	21	3-7-.429	0-2-.000	1-2-.500	2-3-5	0	0	0	1	7
No. 2 SYRACUSE *	8	0-1-.000	0-0-.000	0-0-.000	0-2-2	0	0	0	0	0
BOSTON COLLEGE *	1	0-0-.000	0-0-.000	0-0-.000	0-0-0	0	0	0	0	0
CLEMSON *		--DNP--								
Notre Dame *										
WAKE FOREST *										
Virginia *										
Boston College *										
MARYLAND *										
Florida State *										
Pittsburg *										
MIAMI *										
VIRGINIA *										
NC STATE *										
Duke										
NORTH CAROLINA *										
Maryland *										
Georgia Tech *										

*- ACC games; # - Coaches vs. Cancer Classic; ^ - Governor's Holiday Hoops Classic.

POINTS

Season 14 vs UNCG (12/28/13)
Career 14 at NC St (2/16/13), vs UNCG (12/28/13)
ACC 14 at NC State (2/16/13)

MINUTES PLAYED

Season 33 vs UNCG (12/28/13)
Career 33 vs UNCG (12/28/13)
ACC 31 at NC State (2/16/13)

FIELD GOALS MADE

Season 4 vs Furman (11/26), vs UNCG (12/28/13)
Career 5 at NC State (2/16/13)
ACC 5 at NC State (2/16/13)

FIELD GOAL ATTEMPTS

Season 13 vs UNCG (12/28/13)
Career 13 vs UNCG (12/28/13)
ACC 10 at NC State (2/16/13)

3-PT FIELD GOALS MADE

Season 3 vs Furman (11/26/13), at UM (12/8/13)
Career 4 at NC State (2/16/13)
ACC 4 at NC State (2/16/13)

3-PT FIELD GOAL ATTEMPTS

Season 7 vs UNCG (12/28/13)
Career 9 at NC State (2/16/13)
ACC 9 at NC State (2/16/13)

FREE THROWS MADE

Season 4 vs UNCG (12/28/13)
Career 6 vs Oklahoma State (12/1/12)
ACC N/A

FREE THROW ATTEMPTS

Season 6 vs UNCG (12/28/13)
Career 7 vs ASU (11/23/12), vs Ok St (12/1/12)
ACC 3 vs Miami (1/30/13)

REBOUNDS

Season 8 vs VMI (11/18/13)
Career 16 at NC State (2/16/13)
ACC 16 at NC State (2/16/13)

ASSISTS

Season 2 vs Winthrop (12/3/13)
Career 2, 4x, last vs Winthrop (12/3/13)
ACC 2 at Clemson (1/27/13)

BLOCKS

Season 1, 6x, last vs UNCG (12/28/13)
Career 4 vs URI (11/12/12)
ACC 1 at NC State (2/16/13), vs CU (3/2/13)

STEALS

Season 1 at Miami (12/8/13), vs UMES (12/31/13)
Career 1, 5x, last vs UMES (12/31/13)
ACC 1 at Clemson (1/27/13), at Miami (12/8/13)



2013-2014 NOTES

Has played in all 15 games, making nine starts ... Grabbed six rebounds and scored four points in the win over West Virginia ... Scored seven points and brought down eight rebounds in just 14 minutes of action against VMI ... Scored five points and grabbed five rebounds against Michigan State ... Put up 13 points and added four rebounds against Furman ... Scored 10 points and grabbed six rebounds in the win over Radford ... Brought down seven rebounds and added two assists against Winthrop ... Scored nine points, all coming from three-point range, and brought down six rebounds at Miami ... Had six points and four rebounds against VCU ... Led the team with 14 points, also adding five rebounds against UNCG ... Scored seven points and grabbed five rebounds against UMES ... Saw limited action against No. 2 Syracuse still recovering from the flu.

CAREER STATISTICS

Year	GP-GS	Min-Avg.	FGM-FGA-Pct.	3FG-FGA-Pct.	FTM-FTA-Pct.	Off.-Def.	Reb-Avg.	A-TO	Blk	Stl	TP-Avg.
12-13	25-0	410-16.4	27-89-.303	13-55-.236	23-36-.639	24-71	95-3.8	13-22	10	3	90-3.6
13-14	15-9	276-19.6	28-70-.400	15-36-.417	16-20-.800	13-53	66-4.7	7-16	6	2	87-6.2
Career	40-9	686-17.6	55-159-.346	28-91-.308	39-56-.696	37-124	161-4.1	20-38	16	5	177-4.5

BEN EMELOGU

#15



FRESHMAN • GUARD • 6-5 • 205
GRAND PRAIRIE, TEXAS • SOUTH GRAND PRAIRIE

SEASON STATISTICS

Opponent	Min	FG-A-%	3FG-A-%	FT-A-%	O-D-T	A	TO	Blk	Stl	Pts
USC UPSTATE #	12	2-4-.500	2-3-.667	0-0-.000	0-1-1	2	1	0	1	6
WEST VIRGINIA	30	7-16-.438	3-6-.500	5-6-.833	2-4-6	1	1	3	0	22
WESTERN CAROLINA #	27	5-9-.556	2-5-.200	4-6-.667	1-2-3	1	1	0	0	16
VMI	22	6-13-.462	4-7-.571	3-3-1.000	2-2-4	3	2	0	0	19
No. 1 Michigan State #	19	2-6-.333	1-4-.250	0-0-.000	0-2-2	1	3	0	0	5
Seton Hall #	24	7-11-.636	4-5-.800	0-0-.000	0-0-0	0	1	0	0	18
FURMAN		--DNP--								
RADFORD		--DNP--								
WINTHROP		--DNP--								
Miami *	34	5-14-.357	1-7-.143	0-0-.000	1-4-5	2	2	0	1	11
-Virginia Commonwealth ^	28	3-10-.300	1-4-.250	5-6-.833	1-5-6	1	7	0	1	12
-UNCG	33	4-8-.500	1-3-.333	2-2-1.000	0-5-5	2	1	0	1	11
-MAYLAND-EASTERN SHORE	24	1-7-.143	0-3-.000	0-0-.000	0-3-3	9	0	1	0	2
-No. 2 SYRACUSE *	31	3-9-.333	2-8-.250	1-3-.333	0-2-2	0	0	0	1	9
-BOSTON COLLEGE *	24	2-9-.222	1-3-.333	3-4-.750	1-3-4	2	1	0	1	8
-CLEMSON *	33	4-10-.500	2-5-.400	1-2-.500	1-5-6	3	2	0	2	11
Notre Dame *										
WAKE FOREST *										
Virginia *										
Boston College *										
MARYLAND *										
Florida State *										
Pittsburg *										
MIAMI *										
VIRGINIA *										
NC STATE *										
Duke										
NORTH CAROLINA *										
Maryland *										
Georgia Tech *										

*- ACC games; # - Coaches vs. Cancer Classic; ^ - Governor's Holiday Hoops Classic.

2013-2014 NOTES

Has played in 13 games, making six starts ... Was named team captain before the season ... Scored six points and added two assists in limited action against USC Upstate ... Put up 22 points, grabbed six rebounds and blocked three shots in the win over West Virginia ... Scored 16 points against Western Carolina ... Had three assists and 19 points against VMI ... Made four threes as part of an 18-point night against Seton Hall ... Missed the Furman, Radford and Winthrop games due to concussion symptoms ... Had 11 points and five rebounds in the overtime win at Miami ... Made his first career start against VCU, scoring 12 points and grabbing six rebounds ... Scored 11 points and added five rebounds against UNCG ... Had nine assists in the win over UMES ... Scored nine points against No. 2 Syracuse ... Scored eight points and grabbed four rebounds against Boston College ... Scored 11 points and brought down six rebounds against Clemson.

SEASON/CAREER GAME HIGHS

POINTS

Season	22 vs West Virginia (11/12/13)
Career	22 vs West Virginia (11/12/13)
ACC	11 at Miami (12/8/13), vs CU (1/15/14)

MINUTES PLAYED

Season	34 at Miami (12/8/13)
Career	34 at Miami (12/8/13)
ACC	34 at Miami (12/8/13)

FIELD GOALS MADE

Season	7 vs WVU (11/12/13), vs SHU (11/23/13)
Career	7 vs WVU (11/12/13), vs SHU (11/23/13)
ACC	5 at Miami (12/8/13)

FIELD GOAL ATTEMPTS

Season	16 vs West Virginia (11/12/13)
Career	16 vs West Virginia (11/12/13)
ACC	14 at Miami (12/8/13)

3-PT FIELD GOALS MADE

Season	4 vs VMI (11/18/13), vs SHU (11/23/13)
Career	4 vs VMI (11/18/13), vs SHU (11/23/13)
ACC	2 vs SU (1/7/14), vs CU (1/15/14)

3-PT FIELD GOAL ATTEMPTS

Season	8 vs Syracuse (1/7/14)
Career	8 vs Syracuse (1/7/14)
ACC	8 vs Syracuse (1/7/14)

FREE THROWS MADE

Season	5 vs WVU (11/12/13), vs VCU (12/21/13)
Career	5 vs WVU (11/12/13), vs VCU (12/21/13)
ACC	3 vs Boston College (1/11/14)

FREE THROW ATTEMPTS

Season	6, 3x, last vs VCU (12/21/13)
Career	6, 3x, last vs VCU (12/21/13)
ACC	4 vs Boston College (1/11/14)

REBOUNDS

Season	6, 3x, vs Clemson (1/15/14)
Career	6, 3x vs Clemson (1/15/14)
ACC	6 vs Clemson (1/15/14)

ASSISTS

Season	9 vs UMES (12/31/13)
Career	9 vs UMES (12/31/13)
ACC	3 vs Clemson (1/15/14)

BLOCKS

Season	3 vs West Virginia (11/12/13)
Career	3 vs West Virginia (11/12/13)
ACC	N/A

STEALS

Season	2 vs Clemson (1/15/14)
Career	2 vs Clemson (1/15/14)
ACC	2 vs Clemson (1/15/14)



CAREER STATISTICS

Year	GP-GS	Min-Avg.	FGM-FGA-Pct.	3FG-FGA-Pct.	FTM-FTA-Pct.	Off.-Def.	Reb-Avg.	A-TO	Blk	Stl	TP-Avg.
13-14	13-6	34.1-26.2	51-126-.405	24-63-.381	24-32-.750	9-38	47-3.6	27-22	4	8	150-11.5

TREVOR THOMPSON

#32



FRESHMAN • FORWARD • 6-11 • 210

INDIANAPOLIS, IND. •

ST. JOHN'S NORTHWESTERN MILITARY ACADEMY

SEASON STATISTICS

SEASON/CAREER GAME HIGHS

Opponent	Min	FG-A-%	3FG-A-%	FT-A-%	O-D-T	A	TO	Blk	Stl	Pts
USC UPSTATE #		--DNP --								
WEST VIRGINIA	17	2-4-.500	0-0-.000	3-8-.375	1-4-5	0	0	3	0	5
WESTERN CAROLINA #	21	4-7-.571	0-0-.000	7-11-.363	2-9-11	1	3	1	1	15
VMI	15	2-7-.286	0-0-.000	0-0-.000	2-4-6	0	1	5	0	4
No. 1 Michigan State #	16	1-3-.333	0-0-.000	0-0-.000	1-1-2	0	4	0	1	2
Seton Hall #	8	0-2-.000	0-0-.000	0-0-.000	1-0-1	0	0	0	0	0
FURMAN	10	0-0-.000	0-0-.000	0-0-.000	0-1-1	0	2	1	0	0
RADFORD	13	0-0-.000	0-0-.000	1-2-.500	0-1-1	0	1	1	1	1
WINTHROP	2	0-0-.000	0-0-.000	0-0-.000	0-0-0	0	0	0	0	0
Miami *	4	0-0-.000	0-0-.000	0-0-.000	0-0-0	0	0	0	0	0
Virginia Commonwealth ^	18	1-5-.200	0-0-.000	2-4-.500	2-6-8	0	2	1	0	4
UNCG	3	2-4-.500	0-0-.000	0-0-.000	0-2-2	0	0	1	0	4
MAYLAND-EASTERN SHORE	10	2-3-.667	0-0-.000	4-4-1.000	2-3-4	0	2	0	0	8
No. 2 SYRACUSE *	10	1-2-.500	0-0-.000	2-2-1.000	1-1-2	1	0	1	0	4
BOSTON COLLEGE *	13	1-2-.500	0-0-.000	2-2-1.000	2-3-5	0	0	0	0	4
CLEMSON *	4	0-2-.000	0-0-.000	0-0-.000	1-0-1	0	0	0	0	0
Notre Dame *										
WAKE FOREST *										
Virginia *										
Boston College *										
MARYLAND *										
Florida State *										
Pittsburg *										
MIAMI *										
VIRGINIA *										
NC STATE *										
Duke										
NORTH CAROLINA *										
Maryland *										
Georgia Tech *										

POINTS

Season	15 vs Western Carolina (11/15/13)
Career	15 vs Western Carolina (11/15/13)
ACC	4 vs Syracuse (1/7/14)

MINUTES PLAYED

Season	21 vs Western Carolina (11/15/13)
Career	21 vs Western Carolina (11/15/13)
ACC	10 vs Syracuse (1/7/14)

FIELD GOALS MADE

Season	4 vs Western Carolina (11/15/13)
Career	4 vs Western Carolina (11/15/13)
ACC	1 vs Syracuse (1/7/14)

FIELD GOAL ATTEMPTS

Season	7 vs WCU (11/15/13), vs VMI (11/18/13)
Career	7 vs WCU (11/15/13), vs VMI (11/18/13)
ACC	2 vs SU (1/7/14), vs Clemson (1/15/14)

3-PT FIELD GOALS MADE

Season	N/A
Career	N/A
ACC	N/A

3-PT FIELD GOAL ATTEMPTS

Season	N/A
Career	N/A
ACC	N/A

FREE THROWS MADE

Season	7 vs Western Carolina (11/15/13)
Career	7 vs Western Carolina (11/15/13)
ACC	2 vs Syracuse (1/7/14)

FREE THROW ATTEMPTS

Season	11 vs Western Carolina (11/15/13)
Career	11 vs Western Carolina (11/15/13)
ACC	2 vs Syracuse (1/7/14)

REBOUNDS

Season	11 vs Western Carolina (11/15/13)
Career	11 vs Western Carolina (11/15/13)
ACC	2 vs Syracuse (1/7/14)

ASSISTS

Season	1 vs WCU (11/15/13), vs Syracuse (1/7/14)
Career	1 vs WCU (11/15/13), vs Syracuse (1/7/14)
ACC	1 vs Syracuse (1/7/14)

BLOCKS

Season	5 vs VMI (11/18/13)
Career	5 vs VMI (11/18/13)
ACC	1 vs Syracuse (1/7/14)

STEALS

Season	1, 3x, last vs Radford (11/29/13)
Career	1, 3x, last vs Radford (11/29/13)
ACC	N/A



2013-2014 NOTES

Has played in 15 games, making one start ... Made collegiate debut in the win over West Virginia, scoring five points, grabbing five rebounds and blocking three shots ... Recorded a double-double with 15 points and 11 rebounds against Western Carolina ... Grabbed six rebounds and blocked five shots against VMI ... Grabbed eight rebounds and added four points off the bench against VCU ... Scored four points and blocked a shot in just three minutes of action against UNCG ... Brought down four rebounds and added eight points against UMES ... Made the first start of his career against No. 2 Syracuse, scoring four points and grabbing two rebounds.

CAREER STATISTICS

Year	GP-GS	Min-Avg.	FGM-FGA-Pct.	3FG-FGA-Pct.	FTM-FTA-Pct.	Off.-Def.	Reb-Avg.	A-TO	Blk	Stl	TP-Avg.
13-14	15-1	164-10.9	16-41-.390	0-0-.000	21-33-.636	15-35	50-3.3	2-15	14	3	53-3.5

*- ACC games; # - Coaches vs. Cancer Classic; ^ - Governor's Holiday Hoops Classic.

DEVIN WILSON

FRESHMAN • GUARD • 6-4 • 185
MCKEES ROCKS, PA • MONTOUR

#11



SEASON STATISTICS

Opponent	Min	FG-A-%	3FG-A-%	FT-A-%	O-D-T	A	TO	Blk	Stl	Pts
- USC UPSTATE #	34	1-3-.333	0-1-.000	2-4-.500	1-3-4	3	3	0	0	4
- WEST VIRGINIA	34	4-7-.571	0-1-.000	8-8-1.000	0-5-5	4	2	0	0	16
- WESTERN CAROLINA #	35	2-4-.500	0-0-.000	4-8-.500	1-4-5	4	4	0	0	5
- VMI	31	4-7-.571	0-1-.000	5-5-1.000	1-4-5	4	5	0	1	13
- No. 1 Michigan State #	26	0-2-.000	0-0-.000	0-0-.000	0-2-2	5	4	0	2	0
- Seton Hall #	30	0-3-.000	0-0-.000	2-2-1.000	0-5-5	8	2	0	1	2
- FURMAN	31	2-4-.500	0-2-.000	2-3-.667	0-4-4	11	1	0	0	6
- RADFORD	26	3-5-.600	1-2-.500	1-2-.500	0-2-2	3	4	0	1	8
- WINTHROP	37	3-3-1.000	0-0-.000	5-6-.833	0-3-3	8	5	1	0	11
- Miami *	40	0-2-.000	0-0-.000	1-3-.333	0-2-2	5	1	0	1	1
- Virginia Commonwealth ^	32	1-4-.250	0-0-.000	2-4-.500	1-3-4	4	6	0	1	4
- UNCG	35	2-4-.500	0-0-.000	3-7-.429	1-6-7	6	3	0	0	7
- MAYLAND-EASTERN SHORE	27	4-6-.667	1-1-1.000	7-8-.875	0-2-2	3	3	1	1	16
- No. 2 SYRACUSE *	27	0-3-.000	0-1-.000	3-4-.750	0-1-1	2	2	0	2	3
- BOSTON COLLEGE *	30	3-4-.750	1-1-1.000	2-8-.250	2-4-6	4	0	0	3	9
- CLEMSON *	32	5-11-.454	2-2-1.000	2-8-.250	0-1-1	2	2	0	0	14
Notre Dame *										
WAKE FOREST *										
Virginia *										
Boston College *										
MARYLAND *										
Florida State *										
Pittsburg *										
MIAMI *										
VIRGINIA *										
NC STATE *										
Duke										
NORTH CAROLINA *										
Maryland *										
Georgia Tech *										

* - ACC games; # - Coaches vs. Cancer Classic; ^ - Governor's Holiday Hoops Classic.

2013-2014 NOTES

Has started all 16 games ... Had four points and three assists in his collegiate debut against USC Upstate ... Went a perfect 8-for-8 from the free throw line enroute to a 16-point, five-rebound outing in the win over West Virginia ... Had four assists and five points against Western Carolina ... Had four assists and 13 points against VMI ... Made two steals and added five assists against Michigan State ... Tallied eight assists and grabbed five rebounds against Seton Hall ... Matched a freshman record with 11 assists, also adding six points against Furman ... Scored eight points in the win over Radford ... Neared a perfect shooting night, going 3-for-3 from the field and 5-for-6 from the line enroute to an 11-point, eight-assist performance against Winthrop ... Had five assists in the overtime win at Miami ... Scored four points and added four assists against VCU ... Had six assists, seven points and seven rebounds against UNCG ... Matched a career best with 16 points in the win over UMES ... Scored nine points, grabbed six rebounds and added four assists against Boston College ... Led the team with 14 points against Clemson.

SEASON/CAREER GAME HIGHS

POINTS

Season	16 vs WVU (11/12), vs UMES (12/31/13)
Career	16 vs WVU (11/12), vs UMES (12/31/13)
ACC	14 vs Clemson (1/15/14)

MINUTES PLAYED

Season	40 at Miami (12/8/13)
Career	40 at Miami (12/8/13)
ACC	40 at Miami (12/8/13)

FIELD GOALS MADE

Season	5 vs Clemson (1/15/14)
Career	5 vs Clemson (1/15/14)
ACC	5 vs Clemson (1/15/14)

FIELD GOAL ATTEMPTS

Season	11 vs Clemson (1/15/14)
Career	11 vs Clemson (1/15/14)
ACC	11 vs Clemson (1/15/14)

3-PT FIELD GOALS MADE

Season	2 vs Clemson (1/15/14)
Career	2 vs Clemson (1/15/14)
ACC	2 vs Clemson (1/15/14)

3-PT FIELD GOAL ATTEMPTS

Season	2, 3x, last vs Clemson (1/15/14)
Career	2, 3x, last vs Clemson (1/15/14)
ACC	2 vs Clemson (1/15/14)

FREE THROWS MADE

Season	8 vs West Virginia (11/12/13)
Career	8 vs West Virginia (11/12/13)
ACC	3 vs Syracuse (1/7/14)

FREE THROW ATTEMPTS

Season	8, 4x, last vs Clemson (1/15/14)
Career	8, 4x, last vs Clemson (1/15/14)
ACC	4 vs SU (1/7/14), vs Clemson (1/15/14)

REBOUNDS

Season	7 vs UNCG (12/28/13)
Career	7 vs UNCG (12/28/13)
ACC	2 at Miami (12/8/13)

ASSISTS

Season	11 vs Furman (11/26/13)
Career	11 vs Furman (11/26/13)
ACC	5 at Miami (12/8/13)

BLOCKS

Season	1 vs Winthrop (12/3), vs UMES (12/31/13)
Career	1 vs Winthrop (12/3), vs UMES (12/31/13)
ACC	N/A

STEALS

Season	2 vs MSU (11/22/13), vs Syracuse (1/7/14)
Career	2 vs MSU (11/22/13), vs Syracuse (1/7/14)
ACC	2 vs Syracuse (1/7/14)



CAREER STATISTICS

Year	GP-GS	Min-Avg.	FGM-FGA-Pct.	3FG-FGA-Pct.	FTM-FTA-Pct.	Off.-Def.	Reb-Avg.	A-TO	Blk	Stl	TP-Avg.
13-14	16-16	507-31.7	34-72-.472	5-12-.417	49-80-.613	7-51	58-3.6	76-47	2	13	122-7.6

GAME 1

USC UPSTATE64, VIRGINIA TECH 63

NOV. 9, 2013 • 12 P.M. • BLACKSBURG, VA.

Virginia Tech lost 64-63 to USC Upstate in men's basketball action Saturday afternoon at Cassell Coliseum. This was the season-opener for both teams.

The game was close throughout, with neither team leading by more than six points. Tech took a 15-9 lead on a 3-pointer by freshman **Ben Emelogu** with 13:33 remaining in the first half. The game was tied at 23 with 5:45 remaining before intermission, and the lead flipped back and forth for the rest of the half. The Spartans took a 33-31 lead into the locker room.

Upstate opened the second half on a 10-7 run and took a 43-38 lead with 16:40 remaining on a jumper by Ty Greene, but the Hokies were able to reclaim the lead and took a 58-53 lead with 8:51 remaining on a 3-pointer by **Will Johnston**. Upstate then went ahead 60-58 with 7:04 remaining on a lay-up by Torrey Craig. Following a lay-up by Tech senior **Cadarian Raines** to tie the game at 62 with 4:09 to play, the Hokies could manage only one free throw by senior **Jarell Eddie** in the final four minutes.

With USC Upstate leading 64-63 in the final minute, the Hokies were able to get a few chances to take the lead, but all fell short and the Spartans claimed the victory.

Eddie led all scorers with 18 points and led Tech with seven rebounds. Raines, who was held scoreless in the first half, tallied a career-high 17 points and grabbed four rebounds. Redshirt sophomore **Joey van Zegeren** also grabbed seven rebounds in the loss and recorded a career-high five blocked shots. Green led the Spartans with 17 points and Craig added 13 points. Ricardo Glenn had 10 points, and Jodd Maxey grabbed a game-high 10 rebounds.

The Hokies held the Spartans to just 37.5 percent from the floor and just five of 16 from beyond the 3-point arc (31.3 percent). Tech shot 39 percent from the field, including 36.4 percent from beyond the 3-point arc. The rebounds were even at 39. The Hokies made just nine of 18 free-throw attempts, including 5 of 13 in the second half.

USC Upstate (1-0, 0-0 A-Sun)

Player	MP	FG	FT	TR	PF	A	TO	Blk	Stl	TP
Ricardo Glenn, f	21	3-6	4-4	3	5	1	2	0	0	10
Torrey Craig, f	32	5-20	3-4	8	1	3	2	3	0	13
Jodd Maxey, g	33	2-8	0-2	10	3	1	0	2	1	4
Ty Greene, g	34	6-9	2-3	5	3	3	1	1	0	17
Mario Blessing, g	32	3-6	0-0	1	1	2	1	1	0	8
ShunQuez Stephens	3	0-0	0-0	0	1	0	0	0	0	0
Fred Miller	22	1-6	1-2	1	2	3	1	0	2	3
Babatound Olumuyiwa	23	4-9	1-1	5	0	1	2	2	1	9
TEAM				6						
Totals	200	24-64	11-16	39	16	14	9	9	4	64

VIRGINIA TECH (0-1, 0-0 ACC)

Player	MP	FG	FT	TR	PF	A	TO	Blk	Stl	TP
Cadarian Raines, f	26	7-10	3-4	4	1	1	1	0	1	17
Jarell Eddie, f	35	6-21	4-5	7	1	1	2	0	1	18
Marshall Wood, g	21	1-4	0-0	3	0	0	0	1	0	3
Adam Smith, g	28	3-10	0-0	3	1	3	1	0	0	7
Devin Wilson, g	34	1-3	2-4	4	2	3	3	0	0	4
Joey van Zegeren	22	1-5	0-3	7	1	0	0	5	0	2
Ben Emelogu	12	2-4	0-0	1	4	2	1	0	1	6
Christian Beyer	11	0-0	0-2	4	2	1	1	0	0	0
Will Johnston	11	2-2	0-0	0	0	0	0	0	0	6
TEAM				6			1			
Totals	200	23-59	9-18	39	12	11	10	6	3	63

3-Pointers.....VT 8 (Eddie 2, Emelogu 2, Johnston 2, Smith, Wood)

.....USC Upstate 5 (Greene 3, Blessing 2)

Blocks.....VT 6 (van Zegeren 5, Wood)

.....USC Upstate 9 (Craig 3, Maxey 2, Olumuyiwa 2,

Greene, Blessing)

Steals.....VT 3 (Eddie, Emelogu, Raines)

.....USC Upstate 4 (Miller 2, Maxey, Olumuyiwa)

Officials.....Palacz, Ostwalt, Butler

Technical.....None

Attendance.....5,321

Percentages:

USC Upstate FG%...37.5 3FG%...31.3 FT%...68.8

Virginia Tech FG%...39.0 3FG%...36.4 FT%...50.0

USC Upstate 33 31 — 64

Virginia Tech 31 32 — 63

GAME 2

VIRGINIA TECH 87, WEST VIRGINIA 82

NOV. 12, 2013 • 1 P.M. • BLACKSBURG, VA.

Virginia Tech freshman **Ben Emelogu** scored a game-high 22 points, and **Adam Smith** made some key plays down the stretch to help the Hokies rally past West Virginia 87-82.

Smith scored 19 points for the Hokies who rallied from a 17-point deficit in the first half. He scored seven of Tech's last nine points in the game – all in the final 1:46.

His basket with 1:46 left in the game gave Tech an 80-77 lead. West Virginia cut the lead to 80-79 on a bucket by Juwan Staten with 44 seconds left.

Smith then made one of the biggest plays of the game. He drove to the basket, put up a shot and made it, getting fouled in the process. He made the free throw, and the three-point play gave the Hokies an 83-79 lead with 33.2 seconds remaining.

West Virginia's Remi Dibo then hit a 3-pointer with 23.7 seconds left to cut the lead to 83-82, but Smith answered again, hitting two free throws to push the lead to 85-82 with 16.2 seconds remaining.

West Virginia (1-1) had a chance to tie the game, but Nathan Adrian's 3-pointer was short, and Tech freshman **Devin Wilson** got the rebound. Wilson made two free throws with 5 seconds left to seal the game for Virginia Tech.

Emelogu scored 13 of his 22 in the first half, rallying the Hokies from that 17-point deficit. Tech went on a 12-1 run that ended with Emelogu's 3-pointer at the buzzer to cut the lead to 41-36 at halftime. The Hokies then scored the first eight points of the second half, using that 20-1 run spanning both halves to get back into the game.

Wilson finished with 16 points for the Hokies, making 4 of 7 from the floor and all eight of his free-throw attempts. **Jarell Eddie** had 10 points – all in the second half.

Dibo led West Virginia with 17 points, while Eron Harris added 16 for the cold-shooting Mountaineers. West Virginia shot just 35.7 percent from the floor (25 of 70).

WEST VIRGINIA (1-1, 0-0 Big 12)

Player	MP	FG	FT	TR	PF	A	TO	Blk	Stl	TP
Devin Williams, f	23	1-8	4-8	11	5	1	2	0	0	6
Nathan Adrian, f	20	3-8	0-0	4	4	0	0	1	1	8
Kevin Noreen, f	13	2-2	2-4	2	1	0	4	0	1	6
Juwan Staten, g	39	3-12	4-7	9	3	7	1	0	1	10
Eron Harris, g	38	4-17	7-9	6	2	3	0	0	2	16
Remi Dibo	28	5-10	2-2	5	1	1	0	1	1	17
Gary Browne	28	5-8	2-3	4	4	2	2	0	1	15
Terry Henderson	8	1-3	0-0	2	0	0	1	0	0	2
Brandon Watkins	3	1-2	0-0	0	4	0	0	0	0	2
TEAM				3						
Totals	200	25-70	21-33	43	28	14	11	1	7	82

VIRGINIA TECH (1-1, 0-0 ACC)

Player	MP	FG	FT	TR	PF	A	TO	Blk	Stl	TP
Cadarian Raines, f	16	1-2	2-2	4	0	3	5	0	4	
Jarell Eddie, f	23	3-8	4-5	3	1	1	3	0	0	10
Marshall Wood, f	22	1-5	2-2	6	1	0	1	0	0	4
Adam Smith, g	33	7-12	3-3	4	3	1	4	0	0	19
Devin Wilson, g	34	4-7	8-8	5	1	4	2	0	0	16
Joey van Zegeren	9	0-2	2-2	3	5	0	2	2	0	2
Ben Emelogu	30	7-16	5-6	6	4	1	3	0	22	
Christian Beyer	13	1-1	1-2	5	1	0	0	0	3	
Will Johnston	3	0-0	0-0	0	0	0	0	0	0	0
Trevor Thompson	17	2-4	3-8	5	2	0	0	3	0	7
TEAM				2						
Totals	200	26-57	30-38	43	25	7	16	13	0	87

3-Pointers.....VT 5 (Emelogu 3, Smith 2)

.....WVU 11 (Dibo 5, Browne 3, Adrian 2, Harris)

Blocks.....VT 13 (Raines 5, Emelogu 3, Thompson 3,

van Zegeren 2)

.....WVU 1 (Adrian)

Steals.....VT 0

.....WVU 7 (Harris 2, Adrian, Browne, Dibo, Noreen, Staten)

Officials.....Hess, Ayers, Styon

Technical.....None

Attendance.....5,049

Percentages:

West Virginia FG%...35.7 3FG%...45.8 FT%...63.6

Virginia Tech FG%...45.6 3FG%...33.3 FT%...78.9

West Virginia 41 41 — 82

Virginia Tech 36 51 — 87

GAME 3

VIRGINIA TECH 79, WESTERN CAROLINA 61

NOV. 15, 2013 • 7 P.M. • BLACKSBURG, VA.

Trevor Thompson recorded his first double-double and **Jarell Eddie** had 17 points, as the Hokies led from start to finish in downing Western Carolina 79-61.

The Hokies (2-1) jumped out to 22-point, first-half lead and had a 20-point halftime lead. Eddie scored 10 of his 17 points in the first half for Tech, which shot 51.6 percent on 16-of-31 shooting in the first 20 minutes.

Western Carolina (2-2) scored just three points in the first eight minutes – all on free throws. The Catamounts missed their first 11 shots and didn't hit a field goal until Justin Browning's basket with 10:31 left in the first half.

The Catamounts shot just 22.2 percent on 6-of-27 shooting in the first half. They only made 32.8 percent (20 of 61) for the game, including 3-of-25 shooting from beyond the 3-point arc.

Thompson's three first-half dunks got the crowd in the game, and in the second half, he scored nine points. He finished with 15 points on 4-of-7 shooting from the floor and 7-of-11 shooting from the free-throw line and he added 11 rebounds.

It marked the second straight solid performance for the 6-foot-11 freshman, who did not play in the season opener against USC Upstate. He had seven points and five rebounds in 17 minutes in the Hokies' win over West Virginia.

The Catamounts cut the lead to 53-43 on two free throws by Browning with 7:43 left, but got no closer. But Thompson then hit two free throws, and after a turnover by Western Carolina's Brandon Boggs, the Hokies' **Devin Wilson** added two more free throws with 7:27 remaining to push the lead to 57-43. The Catamounts got no closer than 12 the rest of the game.

James Sinclair led the Catamounts with 16 points. Trey Sumler, who scored 29 points in the Catamounts' loss at Oregon, finished with 11 on just 5-of-14 shooting.

WESTERN CAROLINA (2-2, 0-0)

Player	MP	FG	FT	TR	PF	A	TO	Blk	Stl	TP
Kenneth Hall, f	16	0-2	1-2	5	4	1	0	4	0	1
Tawaski King, f	25	2-5	2-5	4	4	0	2	0	0	6
Tom Tankelewicz, g	17	0-6	0-0	1	1	1	1	0	1	0
Trey Sumler, g	29	5-14	0-0	3	5	1	0	0	1	11
James Sinclair, g	27	6-15	3-3	7	3	1	4	0	1	16
Mike Brown	20	2-6	4-6	0	3	1	0	0	1	8
Rhett Harrelson	13	0-1	3-4	1	1	0	1	0	0	3
Torrian Brummitt	14	1-1	1-1	3	5	1	1	0	0	3
Justin Browning	18	2-3	2-2	4	4	0	0	0	1	6
Brandon Boggs	21	2-8	2-8	3	2	3	1	0	1	7
TEAM				1						
Totals	200	20-61	18-31	32	32	9	10	4	6	61

VIRGINIA TECH (2-1, 0-0 ACC)

Player	MP	FG	FT	TR	PF	A	TO	Blk	Stl	TP
Cadarian Raines, f	21	1-3	3-5	7	3	2	0	0	3	5
Jarell Eddie, f	29	6-10	2-3	6	1	0	0	1	0	17
Marshall Wood, f	13	1-3	0-0	2	3	1	2	1	0	3
Adam Smith, g	29	3-12	0-0	3	4	3	2	0	1	6
Devin Wilson, g	35	2-4	4-8	5	2	4	4	0	0	8
Joey van Zegeren	20	3-4	3-8	4	2	1	0	1	0	9
Ben Emelogu	27	5-9	4-6	3	2	1	1	0	0	16
Christian Beyer	2	0-0	0-0	0	0	0	0	0	0	0
Will Johnston	3	0-0	0-0	0	1	0	0	0	0	0
Trevor Thompson	21	4-7	7-11	11	4	1	3	1	1	15
TEAM				5			1			
Totals	200	25-52	23-41	46	22	13	13	4	5	79

3-Pointers.....VT 6 (Eddie 3, Emelogu 2, Wood)

.....WCU 3 (Boggs, Sinclair, Sumler)

Blocks.....VT 4 (Eddie, Thompson, van Zegeren, Wood)

.....WCU 4 (Hall 4)

Steals.....VT 5 (Raines 3, Smith, Thompson)

.....WCU 6 (Boggs, Brown, Browning, Sinclair, Sumler,

Tankelewicz)

Officials.....Eppley, Bruno, Gladden

Technical.....None

Attendance.....5,617

GAME 4

VIRGINIA TECH 105, VMI 92

NOV. 18, 2013 • 7 P.M. • BLACKSBURG, VA.

Jarell Eddie tied a career high with five 3-pointers and scored 21 points to pace a balanced attack, as Virginia Tech held on late to down Virginia Military Institute 105-92.

Led by Eddie, the Hokies hit a season-high 11 3-pointers. Eddie shot 7 of 12 from the floor overall – including 5 of 5 from beyond the 3-point arc. He also made both of his free-throw attempts and grabbed six rebounds.

Eddie's shooting certainly opened things up for the Hokies, who topped the 100-point mark for the first time since the 2011 season. Five players scored in double figures for Tech, and every Hokie player who played in the game scored.

Freshman guard Ben Emelogu added 19 points off the bench for the Hokies and hit four 3-pointers. C.J. Barksdale, who was suspended for the first three games of this season by Johnson for a violation of team rules, scored 16 points and grabbed six rebounds in his season debut.

Tech led by as many as 20 in the second half after Adam Smith's 3-pointer with 13:50 remaining and appeared to be coasting toward an easy victory. But VMI started pressing, and the Hokies got sloppy with the ball. Eight of Virginia Tech's 16 turnovers came in the final 13 minutes of the game.

Freshman guard Ben Emelogu added 19 points off the bench for the Hokies and hit four 3-pointers. C.J. Barksdale, who was suspended for the first three games of this season by Johnson for a violation of team rules, scored 16 points and grabbed six rebounds in his season debut.

Tech led by as many as 20 in the second half after Adam Smith's 3-pointer with 13:50 remaining and appeared to be coasting toward an easy victory. But VMI started pressing, and the Hokies got sloppy with the ball. Eight of Virginia Tech's 16 turnovers came in the final 13 minutes of the game.

VMI cut the lead to 98-92 on two free throws by QJ Peterson with 1:18 left, but the Hokies scored the game's final seven points.

Barksdale scored on a lay-up with 1:10 left, and after a missed 3-pointer by Peterson, Smith hit a free throw to give the Hokies a 101-92 lead with 56 seconds to go. Trey Chapman then missed a 3-pointer, and Eddie got the rebound. He tossed it ahead to Barksdale, who broke free for a dunk to give the Hokies a 103-92 lead with 39 seconds left and all but seal the game.

Peterson missed a jumper with 33 seconds left and then fouled the Hokies' Will Johnston, who made two free throws with 31 seconds left to account for the final margin.

Rodney Glasgow and Peterson led VMI (3-2) with 22 points each. D.J. Covington added 20 points and five rebounds for the Keydets, who were out-rebounded 52-31 by the Hokies.

VMI (3-2, 0-0 Big South)												
Player	MP	FG	FT	TR	PF	A	TO	Bk	Stl	TP		
D.J. Covington, f	21	8-14	4-6	5	5	0	1	3	1	20		
Craig Hinton, f	26	4-5	2-2	2	2	0	1	1	0	13		
Rodney Glasgow, g	34	8-17	2-2	3	4	0	0	1	22			
Brian Brown, g	14	1-4	0-0	1	1	1	0	0	0	2		
QJ Peterson, g	32	8-22	4-7	5	3	2	2	0	4	22		
Trey Chapman	18	1-5	2-2	2	0	0	0	1	0	4		
Tim Marshall	1	0-0	0-0	0	0	0	0	0	0	0		
Phillip Anglade	4	0-0	0-0	0	0	0	0	1	0	0		
Jarid Watson	9	1-2	0-0	3	4	0	0	0	0	2		
Julian Eleby	13	2-4	1-3	1	1	0	0	1	0	6		
Jordan Weethee	24	0-6	0-5	3	1	0	0	0	0	1		
TEAM				6								
Totals	200	33-79	16-23	31	20	8	4	6	7	92		

VIRGINIA TECH (3-1, 0-0 ACC)												
Player	MP	FG	FT	TR	PF	A	TO	Bk	Stl	TP		
Cadarian Raines, f	21	3-3	3-4	5	3	2	3	2	0	9		
Jarell Eddie, f	33	7-12	2-2	7	3	1	2	0	0	21		
Marshall Wood, f	14	2-4	2-2	8	0	0	0	0	0	7		
Adam Smith, g	30	4-10	2-4	3	0	3	0	0	0	11		
Devin Wilson, g	31	4-7	5-5	5	4	5	0	1	13			
Joey van Zegeren	4	1-1	1-2	5	2	0	0	1	0	3		
Ben Emelogu	22	6-13	3-3	4	5	3	2	0	0	19		
Will Johnston	4	0-0	2-2	1	0	1	0	0	0	2		
Trevor Thompson	15	2-7	0-0	6	2	0	1	5	0	4		
C.J. Barksdale	26	7-12	2-2	6	1	3	2	1	0	16		
TEAM				2								
Totals	200	36-69	22-26	52	21	16	9	1	105			

3-Pointers.....VT 11 (Eddie 5, Emelogu 4, Smith, Wood) VMI 10 (Glasgow 4, Hinton 3, Peterson 2, Eleby)

Blocks.... VT 9 (Thompson 5, Raines 2, Barksdale, van Zegeren) VMI 6 (Covington 3, Anglade, Chapman, Hinton)

Steals.....VT 1 (Wilson) VMI 7 (Peterson 4, Covington, Eleby, Glasgow)

Officials.....Nestor, Nichols, Shey

Technical.....None

Attendance.....4,162

Percentages:			
VMI	FG%...41.8	3FG%...27.8	FT%...69.6
Virginia Tech	FG%...52.2	3FG%...64.7	FT%...84.6
VMI	33	59	—
Virginia Tech	44	61	—
			92
			105

GAME 5

MICHIGAN ST. 96, VIRGINIA TECH 77

NOV. 22, 2013 • 9:30 P.M. • BROOKLYN, N.Y.

The Hokies fell 96-77 in their opening game of the Coaches vs. Cancer Classic at the Barclays Center in Brooklyn. Jarell Eddie finished the game with a career-high six threes as part of a 23-point effort, while Adam Smith led the team with 27 points.

The Hokies (3-2) got out to a slow start as Michigan State (5-0) took an early 10-5 lead, but Tech controlled the boards early on and it would eventually pay off. The Spartans struggled from beyond the arc early, unable to connect on their first six attempts. Tech took advantage and eventually tied the game at 10 on a Ben Emelogu three. C.J. Barksdale followed it up with a bucket of his own to give the Hokies their first lead of the game nearing the midway point in the half.

Following the under-12 media timeout, the Hokies went on an 8-0 run for their largest lead of the night at 20-14. The game saw six lead changes over the next three minutes of play, but Michigan State began to pull away in the closing minutes of the half. The final five minutes of the first period were dominated by Michigan State's Adreian Payne, who scored 11 of the team's 15 points in that time frame.

Eddie neared yet another 20-point half as he had 17 at the break, including 4 threes, while Payne put up 20 by halftime, as neither team saw another player score more than six points in the first half.

Michigan State continued to roll in the second half as it opened with a 13-3 run. The Hokies scored just nine points in the first ten minutes of the second half, but midway through the period Smith came alive for Tech. He scored nine straight points for the Hokies and was the only consistent source of production for the squad in the later part of the game.

Barksdale neared a double-double for the Hokies, finishing with eight points and seven boards, while Smith also grabbed six rebounds and had five assists. Payne, as well as Brandon Dawson finished with double-doubles for the Spartans. Payne went for 29 and 10, while Dawson scored 12 points and brought down 10 rebounds.

VIRGINIA TECH (3-2, 0-0 ACC)

Player	MP	FG	FT	TR	PF	A	TO	Bk	Stl	TP
Marshall Wood, f	19	2-2	1-1	5	1	1	1	0	0	5
Jarell Eddie, f	24	7-12	3-3	1	1	0	0	0	0	23
Devin Wilson, g	26	0-2	0-0	2	1	5	4	0	2	0
Cadarian Raines, f	12	0-5	0-0	2	3	0	1	0	0	0
Adam Smith, g	28	9-19	5-5	6	1	5	3	0	1	27
Christian Beyer	11	1-2	0-0	2	0	0	0	0	0	3
Joey van Zegeren	11	0-1	0-0	0	0	0	1	0	0	0
C.J. Barksdale	21	2-5	4-4	7	2	0	0	1	0	8
Will Johnston	12	1-3	1-2	3	1	1	0	0	0	4
Greg Donlon	1	0-1	0-0	0	0	0	0	0	0	0
Trevor Thompson	16	1-3	0-0	2	3	0	4	0	1	2
Ben Emelogu	19	2-6	0-0	2	3	1	3	0	0	5
TEAM				7						
Totals	200	25-61	14-15	39	16	13	17	1	4	77

No. 1 MICHIGAN STATE (5-0, 0-0 Big 10)

Player	MP	FG	FT	TR	PF	A	TO	Bk	Stl	TP
Matt Costello, f	17	0-0	0-0	2	3	1	2	2	0	0
Brandon Dawson, f	26	6-9	0-2	10	1	2	0	0	3	12
Keith Appling, g	31	5-9	0-1	1	2	7	0	0	3	13
Gary Harris, g	25	6-19	5-5	3	0	5	2	0	0	19
Adreian Payne, f	30	10-15	5-5	10	2	3	0	3	1	29
Alex Gauna	8	0-0	0-0	1	2	0	0	0	0	0
Gavin Schilling	4	1-1	0-0	1	1	0	0	0	0	2
Colby Wollenman	1	0-0	0-0	0	0	0	0	0	0	0
Alvin Ellis III	8	0-0	0-0	2	0	1	0	0	0	0
Kenny Kaminski	3	1-3	0-0	1	0	0	0	0	0	3
Russell Byrd	3	1-2	0-0	1	0	0	0	0	0	3
Dan Chapman	1	0-0	0-0	0	0	0	0	0	0	0
Keenan Wetzel	1	0-0	0-0	0	1	0	0	0	0	0
Denzel Valentine	19	3-6	0-0	1	2	4	2	1	2	7
Travis Trice	23	3-7	0-0	3	0	3	0	0	2	8
TEAM				1						
Totals	200	36-71	10-13	34	16	26	6	6	13	96

3-Pointers VT 13 (Eddie 6, Smith 4, Beyer, Emelogu, Johnston) MSU 14 (Payne 4, Appling 3, Harris 2, Trice 2, Byrd, Kaminski, Valentine)

Blocks.....MSU 6 (Payne 3, Costello 2, Valentine)

Steals.....VT 4 (Wilson 2, Smith, Thompson) MSU 13 (Appling 3, Dawson 3, Costello 2, Trice 2, Valentine 2, Payne)

Officials			
Officials	O'Connell, Beaver, Perone		
Technical	None		
Attendance	6,115		
Percentages:			
Virginia Tech	FG%...41.0	3FG%...48.1	FT%...93.3
Michigan State	FG%...50.7	3FG%...40.0	FT%...76.9
Virginia Tech	33	44	—
Michigan State	46	50	—
			77
			96

GAME 6

SETON HALL 68, VIRGINIA TECH 97

NOV. 23, 2013 • 7 P.M. • BROOKLYN, N.Y.

Senior Jarell Eddie earned his first double-double of the season, but the Virginia Tech men's basketball team came up just short against the Seton Hall Pirates, dropping its final game of the Coaches vs. Cancer Classic, 68-67 in the Barclays Center in Brooklyn. Eddie finished the game with 19 points and 10 rebounds, to go along with four assists and a career-high four blocks. The Pirates were led by Fuquan Edwin, who hit a late three to take the lead and made four free throws down the stretch to seal win for his team.

Tech got out to an impressive start, going up 8-0 on the Pirates to begin the game. Adam Smith hit a pair of jumpers from beyond the arc and Eddie added another three to open play. A 7-0 run for Seton Hall made it a two-possession game, but Tech held on to the advantage until a 12-3 Seton Hall run tied things up at 29 with just under six minutes remaining in the first half.

The two teams would trade the lead five times in the closing minutes of the first half, but Seton Hall took the 38-36 lead into the break.

Despite evening the game back up 16 seconds into the new half, it didn't take long for Seton Hall to regain and maintain its first-half lead. Tech kept things close and never let the Pirates make the difference more than five points during the second half.

With under five minutes to play, the Hokies took their first lead since a C.J. Barksdale bucket to start off the second half. Ben Emelogu hit a three to tie it and finished off a fast break started by Eddie with a dunk to put the Hokies up 57-55. Seton Hall tied it up at 57, but Tech wouldn't trail again until a three from Edwin made it 62-61 with 27 seconds on the clock. Tech was forced to foul in the closing seconds of the game and a costly turnover with 12 seconds remaining went on to make it a two-possession game.

Emelogu got it back within two when he hit a three with four seconds left, but Edwin made both free throws on the ensuing foul to make it a four-point difference. The freshman struck again from beyond the arc in the final second but the Hokies remained just short as time ran out.

VIRGINIA TECH (3-3, 0-0 ACC)

Player	MP	FG	FT	TR	PF	A	TO	Bk	Stl	TP
C.J. Barksdale, f	30	3-6	3-4	5	2	0	2	1	1	9
Jarell Eddie, f	37	6-19	4-5	11	3	4	2	4	1	19
Devin Wilson, g	30	0-3	2-2	5	4	8	2	0	1	2
Cadarian Raines, f	18	2-3	0-0	4	0	2	0	0	0	4
Adam Smith, g	26	4-9	0-0	3	1	2	0	0	11	
Trevor Thompson	8	0-2	0-0	1	0	0	0	0	0	0
Joey van Zegeren	13	0-2	1-2	4	0	1	3	0	1	0
Ben Emelogu	24	7-11	0-0	2	0	1	0	0	18	
Marshall Wood	14	1-2	1-2	3	2	1	2	0	0	3
TEAM				5						
Totals	200	23-57	11-15	41	22	14	14	8	3	67

SETON HALL (4-2, 0-0 BIG EAST)

Player	MP	FG	FT	TR	PF	A	TO	Bk	Stl	TP
Fuquan Edwin, g	34	5-15	6-6	6	3	1	2	1	3	18
Haralds Karlis, g	10	1-3	0-0	1	0	0	0	0	0	3
Eugene Teague, f	32	4-8	2-7	10	2	3	1	3	0	10
Sterling Gibbs, g	21	0-8	4-4	0	2	4	1	0	0	4
Brandon Mobley, f	32	0-4	1-2	8	3	0	1	0	0	1
Aaron Geramipoor	8	0-0	0-0	1	2	0	0	1	0	0
Jaren Sina	16	4-5	1-2	1	0	1	0	0	13	
Tom Maayan	19	3-5	2-2	0	1	5	1	0	0	8
Stephanie Manga	7	0-5	0-0	4	1	0				

GAME 7

VIRGINIA TECH 75, FURMAN 54

NOV. 26, 2013 • 7 P.M. • BLACKSBURG, VA.

Virginia Tech's **Jarell Eddie** scored 14 points to lead the hot-shooting Hokies to a 75-54 nonconference win over Furman. Eddie's 14 points – his seventh straight game in double figures – paced five Tech players in double figures. The Hokies also got 13 points from **Marshall Wood**, a career-high 12 points from **Will Johnston** and 11 points from **Adam Smith**. Johnston hit four 3-pointers, while Wood and Smith hit three 3's each, as the Hokies hit 12 3-pointers.

The performance marked the fourth straight game in which the Hokies have made at least 10 3-pointers. Eddie made 6 of 15 from the floor, including two threes, and he also grabbed 10 rebounds for his second straight double-double. It marked the fifth double-double of his career.

Furman scored the first basket of the game on a jumper by Stephen Croone. But the Hokies answered with an 18-1 run to take control of the game and never trailed again.

In the second half, Tech built the lead to 22 points following a Wood 3-pointer with 14:30 left that gave the Hokies a 43-21 lead. Furman cut the lead to nine points on two occasions, the final coming on a Croone 3-pointer that sliced the lead to 51-42 with 7:40 remaining.

But the Hokies' Johnston answered with a 3-pointer with 7:11 remaining to start a 15-2 run that pushed the lead back to 66-44, and the Hokies weren't threatened again. Eddie scored seven of the 15 in that run.

Johnston, who played 26 minutes mainly because Ben Emelogu was out (concussion-like symptoms), knocked down 4 of 6 from beyond the arc. Wood, who reached double figures for the first time this season, made 4 of 8 from the floor, including 3 of 5 from beyond the arc.

Virginia Tech also got a career-high 11 assists from freshman point guard Devin Wilson, who became the first Tech freshman to record 11 assists in a game since Dell Curry dished out 11 against Maryland-Eastern Shore on Dec. 4, 1982.

Croone led the Paladins with 27 points. He hit 8 of 14 from the floor and 10 of 11 from the free-throw line. Larry Wideman added 13 points for the Paladins, who only had four players score in the game.

FURMAN (2-3, 0-0 Big South)

Player	MP	FG	FT	TR	PF	A	TO	Bk	Stl	TP
Kris Acox, f	25	0-2	0-0	4	4	0	1	0	1	0
Kendrec Ferrara, f	30	0-8	0-0	4	2	0	4	0	1	0
Aaron O'Neill, g	10	0-0	0-0	2	0	0	0	0	0	0
Stephen Croone, g	38	8-14	10-11	7	2	4	4	2	1	27
Larry Wideman, g	30	6-15	0-0	2	1	0	1	0	0	13
William Gates, Jr.	30	5-10	0-1	4	1	0	1	0	1	12
Keith Belfield	23	1-7	0-0	2	0	0	0	0	1	2
Dominic Early	4	0-0	0-0	1	1	0	0	0	0	0
Kevin Chusseau	10	0-0	0-0	1	2	0	0	0	0	0
TEAM				4						
Totals	200	20-56	10-12	31	13	4	11	2	5	54

VIRGINIA TECH (4-3, 0-0 ACC)

Player	MP	FG	FT	TR	PF	A	TO	Bk	Stl	TP
Cadarian Raines, f	3	0-0	0-0	1	0	0	0	0	0	0
Jarell Eddie, f	33	6-15	0-0	10	1	2	0	1	0	14
C.J. Barksdale, f	24	4-11	1-1	6	1	1	2	1	0	9
Adam Smith, g	29	4-10	0-0	1	2	3	2	0	0	11
Devin Wilson, g	31	2-4	2-3	4	3	11	1	0	0	6
Joey van Zegeren	22	4-5	2-4	5	1	0	3	1	1	10
Greg Donlon	1	0-0	0-0	0	0	0	0	0	0	0
Christian Beyer	2	0-0	0-0	0	0	0	0	0	0	0
Will Johnston	26	4-6	0-0	5	2	1	0	0	1	12
Trevor Thompson	10	0-0	0-0	1	1	0	2	1	0	0
Marshall Wood	19	4-8	2-2	4	2	1	1	1	0	13
TEAM										
Totals	200	28-59	7-10	37	13	19	11	5	2	75

3-Pointers.....VT 12 (Johnston 4, Smith 3, Wood 3, Eddie 2)
Furman 4 (Gates, Jr. 2, Croone, Wideman)
Blocks.....VT 5 (Barksdale, Eddie, Thompson, van Zegeren, Wood)
Furman 2 (Croone)
Steals.....VT 2 (Johnston, van Zegeren)
Furman 5 (Acox, Belfield, Croone, Ferrara, Gates, Jr.)

Officials.....Maxwell, Marotta, Perone
Technical.....None
Attendance.....3,470

Percentages:
 Furman FG%...35.7 3FG%...23.5 FT%...83.3
 Virginia Tech FG%...47.5 3FG%...40.0 FT%...70.0

Furman 17 37 — 54
 Virginia Tech 31 44 — 75

GAME 8

VIRGINIA TECH 81, RADFORD 56

NOV. 29, 2013 • 2 P.M. • BLACKSBURG, VA.

Virginia Tech guard **Adam Smith** scored 28 points to carry the Hokies past New River Valley rival Radford 81-56 in a nonconference game played Friday afternoon.

Smith's 28 points were his career high as a Tech player, topping the 27-point outburst against Michigan State. He scored 32 in a game while at UNC Wilmington as a freshman before transferring to Tech before last season.

Smith scored 17 of his 28 points in the first half for the Hokies, who used an 18-0 first-half run to break open the game against Radford, whose campus is only 15 miles from Tech's campus. Six different players scored in the run, and **Jarell Eddie's** three-point play with 13:09 left in the half gave the Hokies a 23-5 lead.

The Hokies led by as many as 22 points in the half. Smith hit 7 of 12 from the floor and both of his free-throw attempts in the first 20 minutes. **C.J. Barksdale** added 10 points for the Hokies.

Radford (4-2), which made just four shots in the first 12:30 of the game, hit just 33.3 percent in the first half (10 of 30), including 1 of 10 from beyond the 3-point arc.

The Highlanders cut the lead to 62-48 on a 3-pointer by R.J. Price with 10:17 left in the game. But the Hokies scored six straight points, the last two coming on a basket by Barksdale with 7:57 remaining that pushed the Hokies' lead to 20. Virginia Tech wasn't threatened again.

Barksdale had 14 points and 10 rebounds for his second career double-double. Eddie added 13 points and 10 rebounds for his third double-double of the season and the sixth of his career.

The Hokies played without freshman guard **Ben Emelogu**, who sat out a second straight game with concussion-like symptoms. Emelogu, whom Johnson said would be re-evaluated on Sunday, is averaging 14 points per game.

RADFORD (4-2, 0-0 Big South)

Player	MP	FG	FT	TR	PF	A	TO	Bk	Stl	TP
Javonte Green, f	19	6-11	3-3	6	3	0	1	0	2	15
Kyle Noreen, f	8	1-1	0-0	1	1	1	0	0	0	2
Brandon Holcomb, c	19	0-2	1-2	4	2	0	1	0	0	1
R.J. Price, g	29	4-16	0-0	1	2	2	3	1	0	11
Ya Ya Anderson, g	27	2-8	1-1	2	2	2	3	0	0	6
Kion Brown	20	2-3	3-5	2	3	0	2	0	0	7
Tai Owens	2	0-1	0-0	0	0	0	1	0	0	0
Rashun Davis	20	3-6	2-4	3	4	3	0	0	2	8
Allen Dickerson	19	2-5	0-0	0	1	1	0	0	0	4
Justin Cousin	14	0-1	2-2	1	1	0	0	0	0	2
Lucas Dyer	14	0-2	0-2	6	3	1	0	0	0	0
Kyle Gonzalez	1	0-0	0-0	0	0	0	0	0	0	0
Jalen Carethers	7	0-2	0-0	0	1	0	0	0	0	0
Juwan Wells	1	0-0	0-0	0	0	0	0	0	0	0
TEAM				3						
Totals	200	20-58	12-19	29	23	10	11	1	4	56

VIRGINIA TECH (5-3, 0-0 ACC)

Player	MP	FG	FT	TR	PF	A	TO	Bk	Stl	TP
Joey van Zegeren, f	16	0-0	1-2	6	5	2	2	3	1	1
Jarell Eddie, f	34	5-14	1-1	10	2	2	2	1	0	13
C.J. Barksdale, f	26	5-10	4-4	10	2	1	0	2	1	14
Adam Smith, g	36	9-18	8-10	4	1	5	0	0	0	28
Devin Wilson, g	26	3-5	1-2	2	4	3	4	0	1	8
Greg Donlon	1	1-1	0-0	1	0	0	0	0	0	2
Christian Beyer	2	0-0	0-0	0	0	0	0	0	0	0
Will Johnston	22	1-2	1-2	1	1	0	0	0	0	4
Trevor Thompson	13	0-0	1-2	1	1	0	1	1	1	1
Marshall Wood	24	3-4	3-3	6	3	0	1	1	0	10
TEAM										1
Totals	200	27-54	20-26	41	19	13	11	8	4	81

3-Pointers.....VT 7 (Eddie 2, Smith 2, Johnston, Wilson, Wood)
RU 4 (Price 3, Anderson)
Blocks.....VT 8 (van Zegeren 3, Barksdale 2, Eddie, Thompson, Wood)
RU 1 (Price)
Steals.....VT 4 (Barksdale, Thompson, Wilson, van Zegeren)
RU 4 (Davis 2, Green 2)

Officials.....Hull, Tyburski, Ebersole
Technical.....None
Attendance.....5,217

Percentages:
 Radford FG%...34.5 3FG%...18.2 FT%...63.2
 Virginia Tech FG%...50.0 3FG%...46.7 FT%...76.9

Radford 28 28 — 56
 Virginia Tech 48 33 — 81

GAME 9

VIRGINIA TECH 81, WINTHROP 63

DEC. 3, 2013 • 7 P.M. • BLACKSBURG, VA.

Despite playing without **Adam Smith** and **Ben Emelogu** because of injuries, the Virginia Tech Hokies got a career night from **Jarell Eddie** and pulled away from pesky Winthrop to record an 81-63 victory over the Eagles.

Smith missed the game with a calf strain, while Emelogu sat out a third straight game with concussion-like symptoms. With those two out, the Hokies relied on Eddie, and the senior delivered in a big way.

Eddie scored a career-high 34 points, surpassing his previous career high of 28 points, which came at UNC Greensboro last season. He hit 13 of 18 from the floor, including 6 of 8 from beyond the 3-point arc.

Eddie's six 3-pointers were one shy of the school record set by Malcolm Delaney at North Carolina in 2011. His 13 baskets were a career high and his six 3-pointers tied a career high.

Eddie started going off midway through the first half, scoring 17 straight points for the Hokies at one stretch en route to a 20-point first half. He hit 7 of 11 from the floor in the first 20 minutes, including 5 of 7 from beyond the 3-point arc. Tech hit seven 3-pointers and shot 53.6 percent from the floor in bolting to a 42-33 halftime lead.

Winthrop managed to hang around, though, and cut the Tech lead to 55-53 on a basket by Keon Johnson with 7:40 left in the game. But Eddie answered with a basket to push the lead to 57-53 and start a 17-4 run that helped the Hokies pull away.

C.J. Barksdale added 13 points for the Hokies, and Devin Wilson pitched in 11 points and eight assists. The Hokies also got solid minutes from **Joey van Zegeren**, who made his second straight start, and **Cadarian Raines**, with van Zegeren scoring nine points and Raines added eight off the bench. The trio of Barksdale, van Zegeren and Raines combined to hit 11 of 17 from the floor.

WINTHROP (5-2, 0-0 Big South)

Player	MP	FG	FT	TR	PF	A	TO	Bk	Stl	TP
Joab Jerome, f	33	4-11	3-4	2	2	1	2	0	1	13
James Bourne, f	29	2-2	3-4	2	2	0	0	0	0	7
Larry Brown, f	15	2-7	0-0	1	4	1	2	1	1	4
Keon Johnson, g	26	5-11	4-6	1	3	1	0	0	0	15
Andre Smith, g	28	4-14	0-0	4	2	0	0	0	2	9
Brandon Vega	14	1-3	0-0	1	3	5	1	0	1	2
Keon Moore	12	2-5	0-0	2	1	1	3	0	0	6
Donovan Carter	10	0-0	0-0	0	1	0	1	0	0	0
Josh Davenport	9	1-2	0-0	1	0	0	1	0	0	3
Jarad Scott	24	2-3	0-1	4	2	0	0	0	1	4
TEAM				4						
Totals	200	23-58	10-15	22	20	9	10	1	6	63

VIRGINIA TECH (6-3, 0-0 ACC)

Player	MP	FG	FT	TR	PF	A	TO	Bk	Stl	TP
Joey van Zegeren, f	21	4-6	1-5	7	4	0	3	2	1	9
Jarell Eddie, f	37	13-18	2-2	7	2	2	2	0	1	34
C.J. Barksdale, f	30	4-7	4-5	6	1	1	2	2	0	13
Devin Wilson, g	37	3-3	5-6	3	2	2	5	1	0	11
Will Johnston, g	30	1-7	0-0	0	2	2	0	0	0	3
Cadarian Raines	15	3-4	2-2	4	4	0	2	0	0	8
Christian Beyer	8	0-0	0-0	1	0	0	3	0	1	0
Trevor Thompson	2	0-0	0-0	0	0	0	0	0	0	0
Marshall Wood	20	1-3	0-0	7	0	0	3	1	0	3
TEAM				2						
Totals	200	29-48	14-20	37	15	16	18	8	3	81

3-Pointers.....VT 9 (Eddie 6, Barksdale, Johnston, Wood)
Winthrop 7 (Jerome 2, Moore 2, Davenport, Johnson, Smith)
Blocks.....VT 8 (Barksdale 2, Raines 2, van Zegeren 2, Wilson, Wood)
Winthrop 1 (Brown)
Steals.....VT 3 (Beyer, Eddie, van Zegeren)
Winthrop 6 (Smith 2, Brown, Jerome, Smith, Vega)

Officials.....Styons, Anderson, Heater
Technical.....None
Attendance.....3,888

Percentages:
 Winthrop FG%...39.7 3FG%...31.8 FT%...66.7
 Virginia Tech FG%...60.4 3FG%...45.0 FT%...70.0

Winthrop 33 30 — 63
 Virginia Tech 42 39 — 81

GAME 10

VIRGINIA TECH 61, MIAMI 60 [OT]

DEC. 8, 2013 • 12:30 P.M. • CORAL GABLES, FLA.

A late run at the end of regulation helped lift the Virginia Tech men's basketball team past the Miami Hurricanes 61-60 in overtime on Sunday afternoon at the BankUnited Center. Senior **Jarell Eddie** led the Hokies with 24 points and eight rebounds, while Garrus Adams paced the Hurricanes with 14 points in each team's conference opener.

Eddie scored Tech's final 11 points as part of a 13-3 run in the last seven and a half minutes of the second half. Tech (7-3, 1-0 ACC) had numerous opportunities in the second half to regain a lead it hadn't seen since midway through the first half, but Miami (5-5, 0-1 ACC) had an answer and would not allow the Hokies to get within a possession.

Late in regulation, Tech freshman **Devin Wilson** was fouled and had the chance to tie it from the free-throw line, but he missed the front end of a 1-and-1. Miami's Adams was fouled on the rebound and made it a three-point game, going 1-for-2 from the line.

On the ensuing possession, Eddie was guarded tightly in the corner but pulled up anyway and nailed the 3-pointer to tie it up at 56 with 45 seconds on the clock. On Miami's next time down the court, Davon Reed airballed a 3 that sailed out of bounds with 14 seconds to play. Eddie's attempt at a final shot was blocked and things headed to overtime.

Adams was the first to strike in extra time for Miami, but Tech sophomore **Marshall Wood** quickly answered with a 3 for the Hokies. With Tech trailing by two and less than 30 seconds to play, Eddie hit a jumper to put the Hokies up 61-59. Adams was fouled on Miami's next possession, but he only made one of his two free throws with seven seconds left. Miami got the rebound, but an errant shot hit the back of the backboard, and the Hokies escaped.

Redshirt sophomore **Joey van Zegeren** had a career-high 10 rebounds by the half and neared a double-double by game's end, adding eight points. Freshman **Ben Emelogu** was the only other Tech player to score in double figures, finishing with 11 points, while Wilson finished the game with five assists.

James Kelly had 12 points and nine rebounds for the Hurricanes, while Reed added 10 points. Neither team shot particularly well in the game, both under 35 percent.

VIRGINIA TECH (7-3, 1-0 ACC)

Player	MP	FG	FT	TR	PF	A	TO	Bk	Stl	TP
Joey van Zegeren, f	35	4-9	0-0	10	3	0	2	2	1	8
Devin Wilson, g	40	0-2	1-3	2	4	5	1	0	1	1
Will Johnston, g	3	0-1	0-0	2	0	0	0	0	0	0
Jarell Eddie, f	43	9-23	0-0	8	1	0	2	0	2	24
Marshall Wood, f	30	3-9	0-0	6	0	1	2	0	1	9
Adam Smith	21	3-9	0-0	1	0	3	0	0	0	8
Cadarian Raines	11	0-1	0-0	1	2	0	0	0	0	0
Ben Emelogu	34	5-14	0-0	5	0	2	2	0	1	11
Christian Beyer	4	0-1	0-0	1	2	0	0	1	0	0
Trevor Thompson	4	0-0	0-0	0	1	0	0	0	0	0
TEAM				7			1			
Totals	225	24-69	1-3	43	13	11	10	3	6	61

MIAMI (5-5, 0-1 ACC)

Player	MP	FG	FT	TR	PF	A	TO	Bk	Stl	TP
Davon Reed, g	32	4-10	1-2	5	0	0	3	0	0	10
Rion Brown, g	38	4-15	0-0	4	2	2	0	0	1	9
Donnavan Kirk, f	29	2-7	2-4	1	1	0	3	2	0	6
Garrus Adams, f	34	5-9	2-3	2	2	0	1	1	1	14
James Kelly, f	31	5-14	2-2	9	4	0	2	0	1	12
Raphael Akpejori	9	0-1	0-0	2	2	0	1	0	0	0
Manu Lecomte	27	3-8	1-2	4	2	2	3	0	1	7
Erik Swoope	4	0-0	0-0	2	0	1	0	0	0	0
Tonye Jekiri	21	1-5	0-0	7	0	0	0	1	0	2
TEAM				3						
Totals	225	24-69	8-14	50	13	7	12	4	4	60

3-Pointers.....VT 12 (Eddie 6, Wood 3, Smith 2, Emelogu)
Miami 4 (Adams 2, Brown, Reed)
Blocks.....VT 3 (van Zegeren 2, Beyer)
Miami 3 (Kirk 2, Adams)
Steals.....VT 6 (Eddie 2, Emelogu, Wilson, Wood, van Zegeren)
Miami 4 (Adams, Brown, Kelly, Lecomte)

Officials.....Ayers, Driscoll, Luckie
Technical.....None
Attendance.....6,270

Percentages:
 Virginia Tech FG%...34.8 3FG%...35.3 FT%...33.3
 Miami FG%...34.8 3FG%...26.7 FT%...57.1

Virginia Tech	23	33	5	—	61
Miami	31	25	4	—	60

GAME 11

VCU 82, VIRGINIA TECH 52

DEC. 21, 2013 • 5:30 P.M. • RICHMOND, VA.

VCU guard Melvin Johnson scored 19 of his career-high 27 points in the first half and sparked a big first-half run, as the Rams downed the Hokies 82-52 in a Governor's Holiday Hoops Classic game played at the Richmond Coliseum.

Jarell Eddie and **Ben Emelogu** paced the Hokies with 12 points, but Tech shot just 35.4 percent from the floor and turned the ball over a season-high 27 times. VCU scored 42 points off the Hokies' turnovers.

Tech actually led early in this one, scoring the game's first six points. But after **C.J. Barksdale's** basket with 15:47 remaining that gave the Hokies an 8-6 lead, things fell apart.

The Rams scored 31 straight points to take a 37-8 lead. Johnson hit five of his six first-half 3-pointers in the run, and he capped the run with a 3-pointer that gave the Rams a 19-point bulge with 6:03 left in the half.

VCU's fullcourt pressure defense was just too much for the Hokies, who turned the ball over 15 times in the first 20 minutes and made just 8 of 24 from the floor (33 percent).

The Hokies, who are one of the best 3-point shooting teams in the nation, hit nine against the Rams, with Eddie hitting 4 of 7 from beyond the arc. **Marshall Wood** hit two, and Tech hit 9 of 20 for the game.

Making matters worse for the Hokies, they lost two players to injuries – Barksdale and guard **Adam Smith**. Barksdale sprained an ankle, while Smith re-aggravated a calf injury. Barksdale scored two points in seven minutes before leaving, while Smith scored three points in 15 minutes before his departure.

VCU (10-3, 0-0 A-10)

Player	MP	FG	FT	TR	PF	A	TO	Bk	Stl	TP
Briante Weber, g	23	4-7	0-0	4	2	4	2	0	4	8
Rob Brandenber, f	26	1-6	3-4	2	0	1	0	0	2	5
Juvonte Reddic, f	25	5-10	0-2	11	2	1	1	1	3	10
Jordan Burgess, g	15	1-4	1-2	2	2	0	1	0	2	4
Treveen Graham, g	23	3-9	0-0	7	1	4	0	1	1	7
Jairus Lyles	2	0-1	0-0	0	0	0	0	0	0	0
JeQuan Lewis	17	2-7	1-1	0	2	6	1	0	5	5
Terrance Shannon	13	2-3	1-4	0	1	0	1	0	0	5
Doug Brooks	8	2-5	0-0	2	1	0	0	1	1	6
Mo Alie-Cox	13	2-3	1-3	7	0	1	1	1	0	5
Torey Burston	1	0-1	0-0	0	0	0	0	0	0	0
Jarred Guest	12	0-1	0-0	0	1	0	0	1	2	0
Melvin Johnson	19	8-13	3-4	1	3	0	0	0	2	27
Emerson Burk	1	0-0	0-0	0	0	0	0	0	0	0
TEAM				2						
Totals	220	30-70	10-20	38	15	17	7	5	22	82

VIRGINIA TECH (7-4, 1-0 ACC)

Player	MP	FG	FT	TR	PF	A	TO	Bk	Stl	TP
Joey van Zegeren, f	20	2-3	0-0	5	4	0	1	3	0	4
Devin Wilson, g	32	1-4	2-4	4	2	4	6	0	1	4
Ben Emelogu, g	28	3-10	5-6	6	4	1	7	0	1	12
Jarell Eddie, f	32	4-10	0-4	1	3	4	5	0	0	12
Marshall Wood, f	17	2-5	0-0	4	1	0	2	0	0	6
Adam Smith	15	1-5	0-0	1	0	0	2	0	0	3
Greg Donlon	1	0-0	0-0	0	1	0	0	0	0	0
Christian Beyer	16	1-3	0-0	8	3	0	2	0	0	2
Will Johnston	15	1-2	0-0	1	0	0	0	0	0	3
Trevor Thompson	18	1-5	2-4	8	2	0	2	1	0	4
C.J. Barksdale	7	1-1	0-0	1	0	0	0	0	0	2
TEAM				5						
Totals	220	17-48	9-18	44	20	9	27	4	3	52

3-Pointers..VT 9 (Eddie 4, Wood 2, Emelogu, Johnston, Smith)
VCU 12 (Johnson 8, Brooks 2, Burgess, Graham)
Blocks.....VT 4 (van Zegeren 3, Thompson)
VCU 5 (Alie-Cox, Brooks, Graham, Guest, Reddic)
Steals.....VT 3 (Barksdale, Emelogu, Wilson)
VCU 22 (Lewis 5, Weber 4, Reddic 3,
Brandenberg 2, Burgess 2, Johnson 2, Brooks, Graham)

Officials.....Hees, Ayers, Comer
Technical.....None
Attendance.....10,605

Percentages:
 VCU FG%...42.9 3FG%...48.0 FT%...50.0
 Virginia Tech FG%...35.4 3FG%...45.0 FT%...50.0

VCU	42	40	—	82
Virginia Tech	22	30	—	52

GAME 12

UNC GREENSBORO 55, VIRGINIA TECH 52

DEC. 28, 2013 • 12 P.M. • BLACKSBURG, VA.

Marshall Wood tied a career high with 14 points, but the Hokies let an 11-point, second-half lead slip away in a 55-52 loss to UNCG at Cassell Coliseum.

Tech led 43-32 after two free throws by **Ben Emelogu** with 10:06 left in the game. But UNCG went on an 18-6 run over the next 9:23, with Kyle Cain scoring nine of his game-high 18 points in that span. The run ended with Kayel Locke's basket with 1:23 left that gave the Spartans a 50-49 lead – their first lead since the 19:47 mark of the second half.

Wood missed a 3-pointer with 1:07 left, and Locke went to work again for the Spartans, scoring on a layup with 34 seconds remaining to give UNCG a 52-49 lead.

The Hokies got a free throw from Wood with 17 seconds left that sliced the UNCG lead to 52-50, and they then fouled the Spartans' Drew Parker, who made the second of two free throws that gave UNCG a 53-50 lead.

Tech had a chance to tie the game with 10.1 seconds left. **Devin Wilson** made a layup and was fouled, but he missed a free throw that would have tied the game at 53.

RJ White hit two free throws with 9.3 seconds left to give the Spartans a 55-52 lead. Wood then missed a 3-pointer with three seconds left that would have tied the game.

Cain and Locke, UNCG's post players, combined for 33 points, with Locke scoring six of his 15 points in the final two minutes. Cain hit 8 of 14 from the floor and grabbed 10 rebounds for the Spartans, who battled the bigger Hokies even on the boards (34 each). Locke made 4 of 9, but hit 7 of 8 from the free-throw line. The two combined to hit 12 of 23 from the floor on a day when UNCG shot just 36.5 percent (19 of 52).

The Hokies got 11 points each from Emelogu and **Joey van Zegeren**.

UNCG (7-7, 0-0 Southern Conf.)

Player	MP	FG	FT	TR	PF	A	TO	Bk	Stl	TP
Kyel Locke, f	29	4-9	7-8	1	5	0	3	0	0	15
Kyle Cain, f	35	8-14	2-2	10	1	3	4	1	0	18
Nicholas Paulos, f	34	2-4	0-0	2	3	0	2	1	1	6
Drew Parker, g	26	0-3	1-2	5	1	2	0	0	0	1
Tyrone Outlaw, g	21	3-8	0-0	0	1	0	1	0	1	6
Diante Baldwin	21	1-6	0-0	3	3	2	0	0	0	2
Jordan Potts	21	1-6	2-2	7	1	4	1	0	0	5
Jordy Kuiper	1	0-0	0-0	0	1	0	0	0	0	0
RJ White	12	0-2	2-2	6	3	0	2	0	0	2
TEAM				2						
Totals	200	19-52	14-16	34	19	11	13	2	2	55

VIRGINIA TECH (7-5, 1-0 ACC)

Player	MP	FG	FT	TR	PF	A	TO	Bk	Stl	TP
Jarell Eddie, f	37	1-12	2-2	2	1	2	3	0	0	4
Marshall Wood, f	33	4-13	4-6	5	2	0	1	1	0	14
Joey van Zegeren, f	29	5-8	1-2	7	0	0	1	2	0	11
Devin Wilson, g	35	2-4	3-7	7	2	6	3	0	0	7
Ben Emelogu, g	33	4-8	2-2	5	1	2	1	0	1	11
Cadarian Raines	7	0-0	0-0	1	1	0	0	0	0	0
Christian Beyer	1	0-0	0-0	0	1	0	0	0	0	0
Will Johnston	16	0-1	1-2	2	0	0	2	0	0	1
Trevor Thompson	3	2-4	0-0	2	3	0	0	1	0	4
C.J. Barksdale	6	0-0	0-0	1	2	0	2	0	0	0
TEAM				2			1			
Totals	200	18-50	13-23	34	13	10	15	4	1	52

3-Pointers.....VT 3 (Wood 2, Emelogu)
UNCG 3 (Paulos 2, Potts)
Blocks.....VT 4 (van Zegeren 2, Thompson, Wood)
UNCG 2 (Cain, Paulos)
Steals.....VT 1 (Emelogu)
UNCG 2 (Outlaw, Paulos)

Officials.....Hull, Wymer, Comer
Technical.....None
Attendance.....4,847

Percentages:
 UNCG FG%...36.5 3FG%...25.0 FT%...87.5
 Virginia Tech FG%...36.0 3FG%...20.0 FT%...56.5

UNCG	22	33	—	55
Virginia Tech	22	30	—	52

GAME 13

VIRGINIA TECH 82, UMES 66

DEC. 31, 2013 • 4 P.M. • BLACKSBURG, VA.

A career day from freshman **Devin Wilson** and a big response from senior **Jarell Eddie** helped lift the Virginia Tech men's basketball team past the University of Maryland-Eastern Shore, 82-66, in Cassell Coliseum Tuesday evening. Wilson scored 16 points for Tech, while Eddie was anything but flat against the Hawks, adding 17 points and nine rebounds.

Eddie rebounded from his performance against UNCG early, scoring Tech's first points of the game and although both teams scored right away, things got out to a slow start in the opening minutes. Following the first media timeout junior **C.J. Barksdale** went on a 5-0 run of his own to help spark the Hokies. Tech turned it into a 12-2 streak to go ahead 19-8 with just under 12 minutes left in the first half.

The Hokies never let UMES get closer than 10 points and eventually took a 46-23 lead into the break. The 23-point halftime difference was the largest in Tech's favor this season and the biggest halftime lead since holding a 50-11 advantage over Mt. St. Mary's in 2011.

Tech continued to cruise in the second half, leading by as many as 26 points at times. The Hokies finished the game outrebounding UMES 42-26. Freshman **Ben Emelogu** saw increased action at the point and finished the game with a career-high nine assists.

The Tech bench outscored the Hawks' reserves 22-2 in the first half, and 37-13 in the game much in part to the efforts of Barksdale, freshman **Trevor Thompson** and junior **Will Johnston**. Barksdale, who has seen limited action as of late due to knee and ankle injuries, finished the game with nine points, as did Johnston, while Thompson added eight points. The trio also combined for 15 rebounds.

UMES (2-9, 0-0 MEAC)

Player	MP	FG	FT	TR	PF	A	TO	Bik	Stl	TP
Troy Snyder, f	30	5-6	5-10	8	2	0	1	1	1	15
Ishaq Pitt, g	18	1-1	2-4	2	3	3	0	0	0	4
Mark Blackmon, g	26	2-6	0-0	1	2	0	0	0	0	5
Louis Bell, g	35	5-13	1-3	4	1	0	0	1	1	14
KyRee Jones, g	28	4-13	7-8	3	2	0	1	0	1	15
Travis Trim	9	0-0	0-0	2	1	1	0	0	0	0
Devon Walker	2	0-2	0-0	0	1	0	0	0	0	0
Shane Randall	24	1-2	0-2	3	5	0	3	2	0	3
Isaac Smith	20	2-8	5-6	1	1	3	0	0	1	10
Pina Guillaume	8	0-1	0-0	0	5	0	0	0	1	0
TEAM				2						
Totals	200	20-52	21-33	26	23	7	5	4	5	66

VIRGINIA TECH (8-5, 1-0 ACC)

Player	MP	FG	FT	TR	PF	A	TO	Bik	Stl	TP
Joey van Zegeren, f	22	1-5	1-2	1	4	0	1	0	0	3
Jarell Eddie, f	31	5-11	4-4	9	1	1	1	1	0	17
Marshall Wood, f	21	3-7	1-2	5	4	0	0	0	1	7
Devin Wilson, g	27	4-6	7-8	2	3	3	3	1	1	16
Ben Emelogu, g	24	1-7	0-0	3	3	9	0	1	0	2
Cadarian Raines	9	2-3	1-2	1	0	0	0	0	0	5
Greg Donlon	1	0-0	1-2	0	1	0	0	0	0	1
Christian Beyer	13	2-2	0-0	4	1	2	0	0	0	5
Will Johnston	25	3-6	1-2	4	1	1	0	0	1	9
Trevor Thompson	10	2-3	4-4	5	4	0	2	0	0	8
C.J. Barksdale	17	3-6	2-2	6	1	2	1	0	0	9
TEAM				2						
Totals	200	26-55	22-28	42	23	18	8	3	3	82

3-Pointers.....VT 8 (Eddie 3, Johnston 2, Barksdale, Beyer, Wilson)
UMES 5 (Bell 3, Blackmon, Smith)
Blocks.....VT 3 (Eddie, Emelogu, Wilson)
UMES 4 (Randall 2, Bell, Snyder)
Steals.....VT 3 (Johnston, Wilson, Wood)
UMES 5 (Bell, Guillaume, Jones, Smith, Snyder)

Officials.....Dorsey, Armstrong, Andrakakos
Technical.....None
Attendance.....4,179

Percentages:
 UMES FG%...38.5 3FG%...20.8 FT%...63.6
 Virginia Tech FG%...46.4 3FG%...42.1 FT%...78.6

UMES 23 43 — 66
 Virginia Tech 46 36 — 82

GAME 14

SYRACUSE 72, VIRGINIA TECH 52

JAN. 7, 2014 • 9 P.M. • BLACKSBURG, VA.

Tech stayed with Syracuse for 35 minutes, but the No. 2-ranked Orangemen pulled away and remained perfect on the season with a 72-52 victory.

Tech trailed by as many as 12 in the first half, but the Hokies held the Orangemen to just one field goal in the final eight minutes of the first half and managed to cut the lead to 35-29 at halftime. **Adam Smith** scored nine points to lead the way for the Hokies, hitting three of his six 3-point attempts.

In the second half, the Hokies cut the Syracuse lead to 44-40 when **Ben Emelogu** banked in a free-throw line jumper with 14:44 left to play. But the Orangemen then took control of the game.

Syracuse went on a 16-0 run after Emelogu's basket, stretching the lead to 60-40 on a basket by C.J. Fair with 6:45 left. The Hokies missed nine straight shots during that run and went more than eight minutes without scoring. **Joey van Zegeren's** dunk off a missed **Marshall Wood** jumper stopped the run with 6:16 left.

Fair paced a balanced Syracuse attack with 17 points, as four Orangemen scored in double figures. Syracuse shot 46.7 percent from the floor.

C.J. Barksdale led the Hokies with 12 points. Tech was shooting 45.5 percent from the floor before Syracuse's run, but really slumped in the final 14 minutes and shot just 36.7 percent for the game against Syracuse's noted 2-3 zone.

Adam Smith returned to the court for the first time since the VCU game for the Hokies and added nine points. Tech's leading scorer, **Jarell Eddie**, scored just six points and hit 2 of 9 from the floor.

No. 2 SYRACUSE (15-0, 2-0 ACC)

Player	MP	FG	FT	TR	PF	A	TO	Bik	Stl	TP
Jerami Grant, f	31	4-12	4-7	10	1	1	0	2	2	12
C.J. Fair, f	33	8-17	1-2	6	3	0	0	0	2	17
Rakeem Christmas, f	10	1-1	0-0	4	3	1	0	0	0	2
Trevor Cooney, g	31	4-10	0-0	2	0	1	0	0	1	11
Tyler Ennis, g	36	5-8	0-0	2	2	7	1	0	1	13
Michael Gbinije	11	3-5	0-0	0	0	1	1	0	0	8
B.J. Johnson	3	0-1	0-0	1	0	0	1	1	0	0
Baye Moussa Keita	26	1-1	0-0	9	3	0	3	2	0	2
Tyler Roberson	13	1-2	2-4	3	3	0	1	0	0	4
Dajuan Coleman	3	0-1	0-0	2	1	0	0	0	0	0
Ron Patterson	3	1-2	0-0	0	1	0	0	0	0	3
TEAM				2						
Totals	200	28-60	7-13	41	17	11	7	5	6	72

VIRGINIA TECH (8-6, 1-1 ACC)

Player	MP	FG	FT	TR	PF	A	TO	Bik	Stl	TP
Joey van Zegeren, f	28	3-7	0-3	5	3	2	2	2	1	6
Jarell Eddie, f	29	2-9	0-0	2	1	3	1	1	0	6
Trevor Thompson, f	10	1-2	2-2	2	2	1	0	1	0	4
Devin Wilson, g	27	0-3	3-4	1	0	2	2	0	2	3
Ben Emelogu, g	31	3-9	1-3	2	2	0	0	0	1	9
Adam Smith	30	3-9	0-0	1	0	1	1	0	0	9
Cadarian Raines	14	1-2	1-2	1	1	1	1	0	0	3
Will Johnston	3	0-1	0-0	1	0	0	0	0	0	0
Marshall Wood	8	0-1	0-0	2	3	0	0	0	0	0
C.J. Barksdale	20	5-6	2-3	4	3	0	1	1	0	12
TEAM				4						
Totals	200	18-49	9-17	25	15	10	8	5	4	52

3-Pointers.....VT 7 (Smith 3, Eddie 2, Emelogu 2)
SU 9 (Cooney 3, Ennis 3, Gbinije 2, Patterson)

Blocks.....VT 5 (van Zegeren 2, Barksdale, Eddie, Thompson)
SU 5 (Grant 2, Keita 2, Johnson)

Steals.....VT 4 (Wilson 2, Emelogu, van Zegeren)
SU 6 (Fair, Grant, Cooney, Ennis)

Officials.....Kersey, Luckie, Styons
Technical.....None
Attendance.....4,367

Percentages:
 Syracuse FG%...46.7 3FG%...40.9 FT%...53.8
 Virginia Tech FG%...36.7 3FG%...29.2 FT%...52.9

Syracuse 35 37 — 72
 Virginia Tech 29 41 — 52

GAME 15

BOSTON COLLEGE 62, VIRGINIA TECH 59

JAN. 11, 2014 • NOON • BLACKSBURG, VA.

Boston College's Lonnie Jackson hit a 3-pointer in the final 30 seconds, and Virginia Tech missed a shot in the waning moments, all of which sent the Hokies to a 62-59 defeat.

Tech took a 59-58 lead on a 3-pointer by **C.J. Barksdale** with 1:36 remaining. BC's Olivier Hanlan turned the ball over on the Eagles' next possession, but the Hokies couldn't take advantage, as **Jarell Eddie** missed a 3-pointer with 47 seconds left.

BC then called a timeout with 33 seconds to go. After the timeout, Jackson got a good look from the left wing and hit the 3-pointer to give the Eagles a 61-59 edge with 27.4 seconds remaining.

The points marked Jackson's only points of the second half.

Tech got the ball up the court quickly and called a timeout with 22.8 seconds left. The Hokies ran the clock down before getting the ball into the hands of guard **Adam Smith**, who took a jumper from the baseline that came up short with two seconds to go.

BC's Joe Rahon got the rebound, and Smith fouled Rahon with a second remaining. Rahon made the first free throw, but missed the second one. Eddie got the rebound for the Hokies and time expired.

Jackson — who missed BC's first three games this season with a hamstring injury and had scored in double figures just once this season — came into the game averaging just 4.4 points per game. But he led BC with 17 points, hitting 6 of 11 from the floor, including five 3-pointers. Hanlan added 14.

Virginia Tech shot just 28.6 percent in the second half (8 of 28) and 35.1 percent for the game (20 of 57). The Hokies also missed nine free throws.

Smith led the Hokies with 12 points, and Barksdale added 11. Eddie, Tech's leading scorer at 16.6 points per game, scored 10 for the Hokies, but made just 3 of 14 from the floor.

BOSTON COLLEGE (5-11, 1-2 ACC)

Player	MP	FG	FT	TR	PF	A	TO	Bik	Stl	TP
Eddie Odio, f	23	2-5	2-2	2	2	0	1	1	0	7
Ryan Anderson, f	30	2-5	2-6	12	1	2	3	0	0	6
Lonnie Jackson, g	38	6-11	0-0	6	0	2	0	1	0	17
Olivier Hanlan, g	34	5-15	2-2	4	1	1	3	0	0	14
Joe Rahon, g	34	2-4	1-2	4	1	5	2	0	1	6
Will Magarity	2	0-0	0-0	0	0	0	0	0	0	0
Dennis Clifford	21	3-4	0-0	6	3	1	0	1	0	6
Patrick Heckmann	18	2-7	1-2	1	4	2	0	0	1	6
TEAM				3						
Totals	200	22-51	8-14	38	12	13	10	3	2	62

VIRGINIA TECH (8-7, 1-2 ACC)

Player	MP	FG	FT	TR	PF	A	TO	Bik	Stl	TP
Joey van Zegeren, f	27	1-2	0-0	4	2	0	1	5	0	2
Jarell Eddie, f	30	3-14	3-3	8	0	1	2	1	0	10
C.J. Barksdale, f	30	4-8	1-2	3	1	0	0	0	1	11
Devin Wilson, g	30	3-4	2-8	6	2	4	0	0	3	9
Ben Emelogu, g	24	2-9	3-4	4	2	2	1	0	1	8
Adam Smith	26	5-16	0-0	1	2	1	1	0	0	12
Christian Beyer	9	1-1	1-2	1	1	1	0	1	0	3
Will Johnston	10	0-1	0-0	2	2	0	0	0	0	0
Trevor Thompson	13	1-2	2-2	5	1	0	0	0	0	4
Marshall Wood	1	0-0	0-0	0	0	0	0	0	0	0
TEAM				4						
Totals	200	20-57	12-21	38	13	8	6	6	5	59

3-Pointers.....VT 7 (Barksdale 2, Smith 2, Eddie, emelogu, Wilson)
BC 10 (Jackson 5, Hanlan 2, Heckmann, Odio, Rahon)

Blocks.....VT 6 (van Zegeren 5, Eddie)
BC 3 (Clifford, Jackson, Odio)

Steals.....VT 5 (Wilson 3, Barksdale, Emelogu)
BC 2 (Heckmann, Rahon)

Officials.....Hess, Simpson, Covington, Jr.
Technical.....None
Attendance.....3,972

Percentages:
 Boston College FG%...43.1 3FG%...38.5 FT%...57.1
 Virginia Tech FG%...35.1 3FG%...31.8 FT%...57.1

Boston College 32 30 — 62
 Virginia Tech 34 25 — 59

GAME 16

CLEMSON 56, VIRGINIA TECH 49

JAN. 15, 2013 • 7 P.M. • BLACKSBURG, VA.

Devin Wilson scored 14 points, but it wasn't enough for Virginia Tech, which dropped another close game, this time to the Clemson Tigers by a score of 56-49 in an ACC game played Wednesday night at Cassell Coliseum.

Tech had its biggest lead of the game after point guard Devin Wilson hit the second of two free throws to give it a 36-30 lead with 14:01 remaining. But the Tigers responded by scoring the next 10 points. Damarcus Harrison and Adonis Filer hit 3-pointers in the run, as Clemson reclaimed the lead for good.

Clemson's spurt ended up being a 16-4 run that ended when Jaron Blossomgame hit the second of two free throws that gave the Tigers a 46-40 lead with 6:37 left – their biggest lead of the game.

Clemson led 49-43 after K.J. McDaniels hit his lone 3-pointer of the night with 4:09 to go, but the Hokies scored six straight points, tying the game on **Ben Emelogu's** 3-pointer with 2:01 left. Those were the Hokies' last points of the game.

Filer broke the tie for the Tigers, driving to the basket and hitting a layup while getting fouled. He made the free throw, and three-point play with 1:24 remaining to give Clemson a 52-49 lead.

The Hokies got 14 points from Wilson and 11 each from Emelogu and **Joey van Zegeren**. Virginia Tech shot 41.7 percent against Clemson's defense, which is ranked first nationally in scoring (53.9 ppg) and second in field-goal percentage (35.9 percent). But the Hokies hurt themselves by making just 4 of 14 from the free-throw line.

Virginia Tech has lost five of its past six games and hasn't scored 60 points in any of the five losses. The Hokies' leading scorer, **Jarell Eddie**, scored just three points against the Tigers.

McDaniels led the Tigers with 14 points, hitting 4 of 9 from the floor, including both 3-point attempts. Rod Hall added 11 points for the Tigers, who shot just 40.4 percent from the floor (19 of 47).

CLEMSON (12-4, 3-1 ACC)

Player	MP	FG	FT	TR	PF	A	TO	Blk	Stl	TP
Jaron Blossomgame, f	25	2-8	2-4	7	2	1	1	0	1	6
Landry Nnoko, c	35	2-4	0-2	4	1	1	0	1	1	4
Rod Hall, g	33	3-5	3-5	4	2	1	4	0	0	11
Jordan Roper, g	20	1-6	0-0	0	1	0	1	0	0	2
K.J. McDaniels, g	30	4-9	5-6	4	3	1	1	1	2	14
Adonis Filer	22	3-5	1-1	3	3	1	1	0	0	9
Damarcus Harrison	22	3-7	0-0	4	0	1	0	0	0	7
Josh Smith	10	1-2	1-2	5	0	1	0	0	0	3
Sidy Djitte	3	0-1	0-0	1	0	0	0	0	0	0
TEAM				1						
Totals	200	19-47	12-20	33	12	7	8	2	4	56

VIRGINIA TECH (8-8, 1-3 ACC)

Player	MP	FG	FT	TR	PF	A	TO	Blk	Stl	TP
Joey van Zegeren, f	25	5-6	1-4	5	5	0	0	0	1	11
Jarell Eddie, f	33	1-6	0-0	2	3	3	2	0	1	3
C.J. Barksdale, f	24	2-4	0-0	4	1	1	1	2	0	4
Devin Wilson, g	32	5-11	2-8	1	4	2	2	0	0	14
Ben Emelogu, g	33	4-10	1-2	6	0	3	2	0	2	11
Adam Smith	15	1-5	0-0	0	1	0	2	0	0	2
Christian Beyer	26	2-3	0-0	7	1	0	0	0	0	4
Will Johnson	8	0-1	0-0	1	0	1	0	0	0	0
Trevor Thompson	4	0-2	0-0	1	0	0	0	0	0	0
TEAM				3						
Totals	200	20-48	4-14	30	15	10	9	2	4	49

3-Pointers..... VT 5 (Emelogu 2, Wilson 2, Eddie)

..... CU 6 (Filer 2, Hall 2, Harrison, McDaniels)

Blocks..... VT 2 (Barksdale)

..... CU 2 (McDaniels, Nnoko)

Steals..... VT 4 (Emelogu 2, Eddie, van Zegeren)

..... CU 4 (McDaniels 2, Blossomgame, Nnoko)

Officials..... Ayers, Maxwell, Shows

Technical..... None

Attendance..... 4,022

Percentages:
 Clemson FG%...40.4 3FG%...37.5 FT%...60.0
 Virginia Tech FG%...41.7 3FG%...31.3 FT%...28.6

Clemson 25 31 — 56
 Virginia Tech 24 25 — 49

GAME 17

VIRGINIA TECH 66, WAKE FOREST 65

JAN. 19, 2013 • 2 P.M. • BLACKSBURG, VA.

GAME 18

VIRGINIA 74, VIRGINIA TECH 58

JAN. 24, 2013 • 8 P.M. • BLACKSBURG, VA.

THE STAT CREW SYSTEM
Virginia Tech Combined Team Statistics (as of Jan 15, 2014)
All games

RECORD:	OVERALL	HOME	AWAY	NEUTRAL
ALL GAMES	8-8	7-5	1-0	0-3
CONFERENCE	1-3	0-3	1-0	0-0
NON-CONFERENCE	7-5	7-2	0-0	0-3

#	Player	gp-gs	min	avg	Total		3-Point		F-Throw		Rebounds				pf	dq	a	to	blk	stl	pts	avg
					fg-fga	fg%	3fg-fga	3fg%	ft-fa	ft%	off	def	tot	avg								
31	Jarell Eddie	16-16	520	32.5	84-214	.393	46-105	.438	31-39	.795	16	78	94	5.9	25	0	27	29	10	6	245	15.3
03	Adam Smith	13-8	346	26.6	56-144	.389	24-65	.369	18-22	.818	3	28	31	2.4	16	0	29	20	0	2	154	11.8
15	Ben Emelogu	13-6	341	26.2	51-126	.405	24-63	.381	24-32	.750	9	38	47	3.6	32	1	27	22	4	8	150	11.5
42	C.J. Barksdale	12-6	261	21.8	40-76	.526	4-10	.400	23-27	.852	21	38	59	4.9	17	0	9	13	11	4	107	8.9
11	Devin Wilson	16-16	507	31.7	34-72	.472	5-12	.417	49-80	.613	7	51	58	3.6	44	1	76	47	2	13	122	7.6
33	Marshall Wood	15-9	276	18.4	28-70	.400	15-36	.417	16-20	.800	13	53	66	4.4	22	0	7	16	6	2	87	5.8
02	Joey van Zegeren	16-9	323	20.2	34-66	.515	0-1	.000	14-39	.359	37	41	78	4.9	45	3	5	20	32	6	82	5.1
04	Cadarian Raines	12-7	173	14.4	20-36	.556	0-0	.000	15-23	.652	12	23	35	2.9	26	0	7	12	9	4	55	4.6
32	Trevor Thompson	15-1	164	10.9	16-41	.390	0-0	.000	21-33	.636	15	35	50	3.3	26	0	2	15	14	3	53	3.5
25	Will Johnston	15-2	191	12.7	13-33	.394	12-31	.387	6-10	.600	2	21	23	1.5	10	0	5	3	0	2	44	2.9
22	Christian Beyer	13-0	118	9.1	8-13	.615	2-5	.400	2-6	.333	11	22	33	2.5	12	0	4	7	1	1	20	1.5
14	Greg Donlon	5-0	5	1.0	1-2	.500	0-0	.000	1-2	.500	0	1	1	0.2	2	0	0	0	0	0	3	0.6
Team											28	28	56				5					
Total.....		16	3225		385-893	.431	132-328	.402	220-333	.661	174	457	631	39.4	277	5	198	209	89	51	1122	70.1
Opponents.....		16	3225		383-980	.391	117-363	.322	206-317	.650	182	381	563	35.2	294	-	181	141	60	100	1089	68.1

TEAM STATISTICS	VT	OPP	Date	Opponent	Score	Att.
SCORING	1122	1089	11/09/13	USC UPSTATE	L 63-64	5321
Points per game	70.1	68.1	11/12/13	WEST VIRGINIA	w 87-82	5049
Scoring margin	+2.1	-	11/15/13	WESTERN CAROLINA	w 79-61	5617
FIELD GOALS-ATT	385-893	383-980	11/18/13	VMI	w 105-92	4162
Field goal pct	.431	.391	11/22/13	vs Michigan State	L 77-96	0
3 POINT FG-ATT	132-328	117-363	11/23/13	vs Seton Hall	L 67-68	0
3-point FG pct	.402	.322	11/26/13	FURMAN	w 75-54	3470
3-pt FG made per game	8.3	7.3	11/29/13	RADFORD	w 81-56	5217
FREE THROWS-ATT	220-333	206-317	12/03/13	WINTHROP	w 81-63	3888
Free throw pct	.661	.650	* 12-08-13	at Miami	Wot 61-60	6270
F-Throws made per game	13.8	12.9	12/21/13	vs VCU	L 52-82	10605
REBOUNDS	631	563	12/28/13	UNCG	L 52-55	4847
Rebounds per game	39.4	35.2	12/31/13	UMES	w 82-66	4179
Rebounding margin	+4.3	-	* 01/07/14	SYRACUSE	L 52-72	4367
ASSISTS	198	181	* 01/11/14	BOSTON COLLEGE	L 59-62	3972
Assists per game	12.4	11.3	* 01/15/14	CLEMSON	L 49-56	4022
TURNOVERS	209	141				
Turnovers per game	13.1	8.8				
Turnover margin	-4.2	-				
Assist/turnover ratio	0.9	1.3				
STEALS	51	100				
Steals per game	3.2	6.3				
BLOCKS	89	60				
Blocks per game	5.6	3.8				
ATTENDANCE	54111	16875				
Home games-Avg/Game	12-4509	1-6270				
Neutral site-Avg/Game	-	3-3535				

Score by Periods	1st	2nd	OT	Totals
Virginia Tech	539	578	5	1122
Opponents	497	588	4	1089

THE STAT CREW SYSTEM
Virginia Tech Combined Team Statistics (as of Jan 15, 2014)
Conference games

RECORD:	OVERALL	HOME	AWAY	NEUTRAL
ALL GAMES	1-3	0-3	1-0	0-0
CONFERENCE	1-3	0-3	1-0	0-0
NON-CONFERENCE	0-0	0-0	0-0	0-0

#	Player	gp-gs	min	avg	Total		3-Point		F-Throw		Rebounds				pf	dq	a	to	blk	stl	pts	avg
					fg-fga	fg%	3fg-fga	3fg%	ft-fa	ft%	off	def	tot	avg								
31	Jarell Eddie	4-4	135	33.8	15-52	.288	10-30	.333	3-3	1.000	3	17	20	5.0	5	0	7	7	2	3	43	10.8
15	Ben Emelogu	4-3	122	30.5	14-42	.333	6-23	.261	5-9	.556	3	14	17	4.3	4	0	7	5	0	5	39	9.8
42	C.J. Barksdale	3-2	74	24.7	11-18	.611	2-2	1.000	3-5	.600	3	8	11	3.7	5	0	1	2	3	1	27	9.0
03	Adam Smith	4-0	92	23.0	12-39	.308	7-26	.269	0-0	.000	0	3	3	0.8	3	0	5	4	0	0	31	7.8
11	Devin Wilson	4-4	129	32.2	8-20	.400	3-4	.750	8-23	.348	2	8	10	2.5	10	0	13	5	0	6	27	6.8
02	Joey van Zegeren	4-4	115	28.8	13-24	.542	0-0	.000	1-7	.143	14	10	24	6.0	13	1	2	5	9	3	27	6.8
33	Marshall Wood	3-1	39	13.0	3-10	.300	3-6	.500	0-0	.000	1	7	8	2.7	3	0	1	2	0	1	9	3.0
22	Christian Beyer	3-0	39	13.0	3-5	.600	0-1	.000	1-2	.500	4	5	9	3.0	4	0	0	1	1	0	7	2.3
32	Trevor Thompson	4-1	31	7.8	2-6	.333	0-0	.000	4-4	1.000	4	4	8	2.0	4	0	1	0	1	0	8	2.0
04	Cadarian Raines	2-0	25	12.5	1-3	.333	0-0	.000	1-2	.500	0	2	2	1.0	3	0	1	1	0	0	3	1.5
25	Will Johnston	4-1	24	6.0	0-4	.000	0-4	.000	0-0	.000	0	6	6	1.5	2	0	1	0	0	0	0	0.0
Team											9	9	18							1		
Total.....		4	825		82-223	.368	31-96	.323	26-55	.473	43	93	136	34.0	56	1	39	33	16	19	221	55.2
Opponents.....		4	825		93-227	.410	29-79	.367	35-61	.574	47	115	162	40.5	54	-	38	37	14	16	250	62.5

TEAM STATISTICS

	VT	OPP
SCORING	221	250
Points per game	55.2	62.5
Scoring margin	-7.2	-
FIELD GOALS-ATT	82-223	93-227
Field goal pct	.368	.410
3 POINT FG-ATT	31-96	29-79
3-point FG pct	.323	.367
3-pt FG made per game	7.8	7.3
FREE THROWS-ATT	26-55	35-61
Free throw pct	.473	.574
F-Throws made per game	6.5	8.8
REBOUNDS	136	162
Rebounds per game	34.0	40.5
Rebounding margin	-6.5	-
ASSISTS	39	38
Assists per game	9.8	9.5
TURNOVERS	33	37
Turnovers per game	8.3	9.3
Turnover margin	+1.0	-
Assist/turnover ratio	1.2	1.0
STEALS	19	16
Steals per game	4.8	4.0
BLOCKS	16	14
Blocks per game	4.0	3.5
ATTENDANCE	12361	6270
Home games-Avg/Game	3-4120	1-6270
Neutral site-Avg/Game	-	0-0

Date	Opponent		Score	Att.
* 12-08-13	at Miami	Wot	61-60	6270
* 01/07/14	SYRACUSE	L	52-72	4367
* 01/11/14	BOSTON COLLEGE	L	59-62	3972
* 01/15/14	CLEMSON	L	49-56	4022

* - Conference game

Score by Periods

	1st	2nd	OT	Totals
Virginia Tech	110	106	5	221
Opponents	123	123	4	250

THE STAT CREW SYSTEM
Virginia Tech Team Game-by-Game Comparison (as of Jan 15, 2014)
All games

Opponent	1st	2nd	Score	Mar	Total FG	FG Pct	3-Pointers	3FG Pct	Free Throws	FT Pct	Rebounds	Assist	T/Over	Block	Steal	Fouls
USC UPSTATE	31/33	32/31	63-64	(1)	23-59/24-64	.390/.375	8-22/5-16	.364/.313	9-18/11-16	.500/.688	39/39 -	11/14	10/9	6/9	3/4	12/16
WEST VIRGINIA	36/41	51/41	87-82	+5	26-57/25-70	.456/.357	5-15/11-24	.333/.458	30-38/21-33	.789/.636	43/43 -	7/14	16/11	13/1	0/7	25/28
WESTERN CAROLINA	38/18	41/43	79-61	+18	25-52/20-61	.481/.328	6-13/3-25	.462/.120	23-41/18-31	.561/.581	46/32 +14	13/9	13/10	4/4	5/6	22/32
VMI	44/33	61/59	105-92	+13	36-69/33-79	.522/.418	11-17/10-36	.647/.278	22-26/16-23	.846/.696	52/31 +21	16/8	16/4	9/6	1/7	21/20
Michigan State	33/46	44/50	77-96	(19)	25-61/36-71	.410/.507	13-27/14-35	.481/.400	14-15/10-13	.933/.769	39/34 +5	13/26	17/6	1/6	4/13	16/16
Seton Hall	36/38	31/30	67-68	(1)	23-57/20-62	.404/.323	10-19/10-26	.526/.385	11-15/18-25	.733/.720	41/42 (1)	14/14	14/7	8/5	3/3	22/15
FURMAN	31/17	44/37	75-54	+21	28-59/20-56	.475/.357	12-30/4-17	.400/.235	7-10/10-12	.700/.833	37/31 +6	19/4	11/11	5/2	2/5	13/13
RADFORD	48/28	33/28	81-56	+25	27-54/20-58	.500/.345	7-15/4-22	.467/.182	20-26/12-19	.769/.632	41/29 +12	13/10	11/11	8/1	4/4	19/23
WINTHROP	42/33	39/30	81-63	+18	29-48/23-58	.604/.397	9-20/7-22	.450/.318	14-20/10-15	.700/.667	37/22 +15	16/9	18/10	8/1	3/6	15/20
Miami	23/31	33/25	61-60	+1	24-69/24-69	.348/.348	12-34/4-15	.353/.267	1-3/8-14	.333/.571	43/50 (7)	11/7	10/12	3/4	6/4	13/13
VCU	22/42	30/40	52-82	(30)	17-48/30-70	.354/.429	9-20/12-25	.450/.480	9-18/10-20	.500/.500	44/38 +6	9/17	27/7	4/5	3/22	20/15
UNCG	22/22	30/33	52-55	(3)	18-50/19-52	.360/.365	3-15/3-12	.200/.250	13-23/14-16	.565/.875	34/34 -	10/11	15/13	4/2	1/2	13/19
UMES	46/23	36/43	82-66	+16	26-56/20-52	.464/.385	8-19/5-24	.421/.208	22-28/21-33	.786/.636	42/26 +16	18/7	8/5	3/4	3/5	23/23
SYRACUSE	29/35	23/37	52-72	(20)	18-49/28-60	.367/.467	7-24/9-22	.292/.409	9-17/7-13	.529/.538	25/41 (16)	10/11	8/7	5/5	4/6	15/17
BOSTON COLLEGE	34/32	25/30	59-62	(3)	20-57/22-51	.351/.431	7-22/10-26	.318/.385	12-21/8-14	.571/.571	38/38 -	8/13	6/10	6/3	5/2	13/12
CLEMSON	24/25	25/31	49-56	(7)	20-48/19-47	.417/.404	5-16/6-16	.313/.375	4-14/12-20	.286/.600	30/33 (3)	10/7	9/8	2/2	4/4	15/12

Note: Game totals are displayed in the format TEAM/OPPONENT for each category

THE STAT CREW SYSTEM
Virginia Tech Points-Rebounds-Assists (as of Jan 15, 2014)
All games

Opponent	Date	Score		02	03	04	11	14	15	22
				ZEGEREN,JO	SMITH,ADAM	RAINES,CAD	WILSON,DEV	DONLON,GRE	EMELOGU,BE	BEYER,CHRI
USC UPSTATE	11/09/13	63-64	L	2-7-0	7-3-3	17-4-1	4-4-3	DNP	6-1-2	0-4-1
WEST VIRGINIA	11/12/13	87-82	w	2-3-0	19-4-1	4-4-0	16-5-4	DNP	22-6-1	3-5-0
WESTERN CAROLINA	11/15/13	79-61	w	9-4-1	6-3-3	5-7-2	8-5-4	DNP	16-3-1	0-0-0
VMI	11/18/13	105-92	w	3-5-0	11-3-3	9-5-2	13-5-4	DNP	19-4-3	DNP
vs Michigan State	11/22/13	77-96	L	0-0-0	27-6-5	0-2-0	0-2-5	0-0-0	5-2-1	3-2-0
vs Seton Hall	11/23/13	67-68	L	1-4-0	11-3-1	4-4-0	2-5-8	DNP	18-0-0	DNP
FURMAN	11/26/13	75-54	w	10-5-0	11-1-3	0-1-0	6-4-11	0-0-0	DNP	0-0-0
RADFORD	11/29/13	81-56	w	1-6-2	28-4-5	DNP	8-2-3	2-1-0	DNP	0-0-0
WINTHROP	12/03/13	81-63	w	9-7-0	DNP	8-4-1	11-3-8	DNP	DNP	0-1-1
at Miami	12-08-13	61-60	w	8-10-0	8-1-3	0-1-0	1-2-5	DNP	11-5-2	0-1-0
vs VCU	12/21/13	52-82	L	4-5-0	3-1-0	DNP	4-4-4	0-0-0	12-6-1	2-8-0
UNCG	12/28/13	52-55	L	11-7-0	DNP	0-1-0	7-7-6	DNP	11-5-2	0-0-0
UMES	12/31/13	82-66	w	3-1-0	DNP	5-1-0	16-2-3	1-0-0	2-3-9	5-4-2
SYRACUSE	01/07/14	52-72	L	6-5-2	9-1-1	3-1-1	3-1-2	DNP	9-2-0	DNP
BOSTON COLLEGE	01/11/14	59-62	L	2-4-0	12-1-1	DNP	9-6-4	DNP	8-4-2	3-1-0
CLEMSON	01/15/14	49-56	L	11-5-0	2-0-0	DNP	14-1-2	DNP	11-6-3	4-7-0

Opponent	Date	Score		25	31	32	33	42
				JOHNSTON,W	EDDIE,JARE	THOMPSON,T	WOOD,MARSH	BARKSDALE,
USC UPSTATE	11/09/13	63-64	L	6-0-0	18-7-1	DNP	3-3-0	DNP
WEST VIRGINIA	11/12/13	87-82	w	0-0-0	10-3-1	7-5-0	4-6-0	DNP
WESTERN CAROLINA	11/15/13	79-61	w	0-0-0	17-6-0	15-11-1	3-2-1	DNP
VMI	11/18/13	105-92	w	2-1-0	21-7-1	4-6-0	7-8-0	16-6-3
vs Michigan State	11/22/13	77-96	L	4-3-1	23-1-0	2-2-0	5-5-1	8-7-0
vs Seton Hall	11/23/13	67-68	L	DNP	19-11-4	0-1-0	3-3-1	9-5-0
FURMAN	11/26/13	75-54	w	12-5-1	14-10-2	0-1-0	13-4-1	9-6-1
RADFORD	11/29/13	81-56	w	4-1-0	13-10-2	1-1-0	10-6-0	14-10-1
WINTHROP	12/03/13	81-63	w	3-0-1	34-7-2	0-0-0	3-7-2	13-6-1
at Miami	12-08-13	61-60	w	0-2-0	24-8-0	0-0-0	9-6-1	DNP
vs VCU	12/21/13	52-82	L	3-1-0	12-1-4	4-8-0	6-4-0	2-1-0
UNCG	12/28/13	52-55	L	1-2-0	4-2-2	4-2-0	14-5-0	0-1-0
UMES	12/31/13	82-66	w	9-4-1	17-9-1	8-5-0	7-5-0	9-6-2
SYRACUSE	01/07/14	52-72	L	0-1-0	6-2-3	4-2-1	0-2-0	12-4-0
BOSTON COLLEGE	01/11/14	59-62	L	0-2-0	10-8-1	4-5-0	0-0-0	11-3-0
CLEMSON	01/15/14	49-56	L	0-1-1	3-2-3	0-1-0	DNP	4-4-1