

#SUvsVT

# VIRGINIA TECH HOKIE HOOPS

Game 14

## 2013-14 GAME NOTES

### SCHEDULE & RESULTS (8-5, 1-0 ACC)

| Date  | Opponent                       |   |            |
|---|--------------------------------|---|------------|
| <b>Coaches Vs. Cancer Classic (Blacksburg, Va.)</b> |                                |   |            |
| 11/ 9   | USC UPSTATE (ESPN3)            | L | 63-64      |
| 11/12   | WEST VIRGINIA (ESPN)           | W | 87-82      |
| <b>Coaches Vs. Cancer Classic (Blacksburg, Va.)</b> |                                |   |            |
| 11/15   | WESTERN CAROLINA (ESPN3)       | W | 79-61      |
| 11/18   | VMI (ESPN3)                    | W | 105-92     |
| <b>Coaches Vs. Cancer Classic (Brooklyn, N.Y.)</b>  |                                |   |            |
| 11/22   | vs. #1 Michigan State# (truTV) | L | 77-96      |
| 11/23   | vs. Seton Hall# (truTV)        | L | 67-68      |
| 11/26   | FURMAN (ESPN3)                 | W | 75-54      |
| 11/29   | RADFORD (ESPN3)                | W | 81-56      |
| 12/ 3   | WINTHROP (ESPN3)               | W | 81-63      |
| 12/ 8   | at Miami* (ESPNU)              | W | 61-60 (OT) |

### Governor's Holiday Hoops Classic (Richmond, Va.)

|       |                        |           |         |
|-------|------------------------|-----------|---------|
| 12/21 | vs. VCU# (NBCSN)       | L         | 52-82   |
| 12/28 | UNC GREENSBORO (ESPN3) | L         | 52-55   |
| 12/31 | UMES (ESPN3)           | W         | 82-66   |
| 1/ 7  | #2/2 SYRACUSE*         | 9 p.m.    | ACCN    |
| 1/11  | BOSTON COLLEGE*        | 12 p.m.   | RSN     |
| 1/15  | CLEMSON*               | 7 p.m.    | RSN     |
| 1/19  | at Notre Dame*         | 6 p.m.    | ESPNU   |
| 1/22  | WAKE FOREST*           | 7 p.m.    | RSN     |
| 1/25  | at Virginia*           | 3 p.m.    | ACCN    |
| 1/29  | at Boston College*     | 7 p.m.    | RSN     |
| 2/ 1  | MARYLAND*              | 12 p.m.   | ACCN    |
| 2/ 5  | at Florida State*      | 9 p.m.    | RSN     |
| 2/ 8  | at Pittsburgh*         | 12 p.m.   | RSN     |
| 2/15  | MIAMI*                 | 6 p.m.    | RSN     |
| 2/18  | VIRGINIA*              | 9 p.m.    | ACCN    |
| 2/22  | NC STATE*              | 2 p.m.    | RSN     |
| 2/25  | at Duke*               | 7 p.m.    | ESPNU   |
| 3/ 1  | NORTH CAROLINA*        | 2:30 p.m. | ACCN    |
| 3/ 4  | at Maryland*           | 8 p.m.    | ACCN    |
| 3/ 8  | at Georgia Tech*       | 2 p.m.    | ESPNU/2 |

### ACC Tournament (Greensboro, N.C.)

|       |   |                 |
|-------|---|-----------------|
| 3/13- | ACC Tournament                          | ACCN/ESPN/ESPN2 |
| 3/16  | (Greensboro Coliseum, Greensboro, N.C.) |                 |

\* - Atlantic Coast Conference Games  
# - Coaches Vs. Cancer Classic  
% - Governor's Holiday Hoops Classic

All times are EST and are subject to change

### Television/Internet

ACC Network

Tim Brant & Dan Bonner

the ACC.com

IMG

### Radio

Virginia Tech IMG Sports Network  
Bill Roth & Mike Burnop

(SiriusXM)

### Follow us on twitter

@VT\_MBBall

### Virginia Tech Athletics Communications

#### Primary Contact

Bill Dyer - Associate Director  
wdyer@vt.edu  
(o) - 540-231-8853  
(c) - 540-998-5906

#### Secondary Contact

Rachel Perreault - Assistant Director  
rachelp5@vt.edu  
(o) - 540-231-2228

## #VTMBBTweets

### About Tonight's Game

The Hokies are 8-5 on the season and 1-0 in ACC action.

The Orange are 14-0 overall and 1-0 in the ACC after a 49-44 win over Miami on Saturday.

The Orange lead the all-time series, 4-2.

Syracuse is ranked second in both the AP and Coaches polls.

### VT 82, UMES 66

The Hokies defeated Maryland-Eastern Shore, 82-66, on New Year's Eve in Cassell Coliseum.

**Jarell Eddie** led all scorers with 17 points and

**Devin Wilson** tied a career-high with 16 points.

**Ben Emelogu** dished out a career-high nine assists.

### Rankin Leaves Team

Junior guard **Marquis Rankin** has decided to leave the team, effective immediately, but will remain at Virginia Tech as a student.

### 10 With 10

So far this season, 10 different Hokies have recorded at least 10 points or more in a game.

### Status Updates

In his weekly Monday press conference, head coach **James Johnson** announced that **Adam Smith** is questionable with a left calf strain and both **C.J. Barksdale** and **Marshall Wood** are questionable, suffering from the flu.

### Alumni Weekend

This weekend, Jan. 9-12, is Alumni Weekend for Virginia Tech Men's Basketball.

### Up Next

Tech will continue its home stand on Saturday, as they host Boston College. Tip-off is at noon and the game will be televised on regional sports networks.

# ACC



Virginia Tech  
(8-5, 1-0)

VS.



#2/2 Syracuse  
(14-0, 1-0)

Hokies open ACC  
home schedule  
against No. 2  
Syracuse in Cassell  
Coliseum

Tues., Jan. 7, 2014 • 9 p.m.  
Cassell Coliseum (9,847)

Blacksburg, Va.

Series vs. SU: SU, 4-2

Series Streak: SU, four

Last Meeting vs. the Orange:

SU, 69-58, 11-23-11, Madison Square Garden

Live Stats: hokiesports.com

Sirius: 85 XM: 85

Home team broadcast

## Hokie starters from last game

|   |    |   |       |      |                                   |
|---|----|---|-------|------|-----------------------------------|
| F | 33 | <b>Marshall Wood</b>  | So.   | 6-8  | <b>Rustburg, Va.</b>              |
|   |    | <i>Tied a career-high with 14 points in the loss to UNCG</i>  |       |      |                                   |
| F | 2  | <b>Joey van Zegeren</b>                                       | r-So. | 6-10 | <b>Hoogeveen, The Netherlands</b> |
|   |    | <i>Scored a career-high 11 points in the loss to UNCG</i>     |       |      |                                   |
| F | 31 | <b>Jarell Eddie</b>   | Sr.   | 6-7  | <b>Charlotte, N.C.</b>            |
|   |    | <i>Leads the Hokies in scoring and rebounding</i>             |       |      |                                   |
| G | 15 | <b>Ben Emelogu</b>  | Fr.   | 6-5  | <b>Grand Prairie, Texas</b>       |
|   |    | <i>Earned first career start vs. VCU</i>                      |       |      |                                   |
| G | 11 | <b>Devin Wilson</b>   | Fr.   | 6-4  | <b>McKees Rocks, Pa.</b>          |
|   |    | <i>Tied a career-high with 16 points in the win over UMES</i> |       |      |                                   |

## The Series vs. Syracuse

The Hokies are 2-4 all-time against the Orange and 1-0 in home games against Syracuse ... The Hokies lost the last meeting, 69-58, on Nov. 23, 2011 in the semifinals of the NIT Season Tip-Off Tournament in Madison Square Garden ... Although the Hokies and Orange were both members of the Big East Conference from 2000-2004, Syracuse did not play in Cassell Coliseum during that span ... This is the second time that SU has visited Cassell and Tech won the only other meeting, an 87-71 win over the 10th-ranked Orange on Jan. 30, 1978 ... This marks the fifth consecutive game against Syracuse that the Orange have been nationally-ranked.

## Last Time Out: VT 82, UME 66

The Hokies got off to a quick start and defeated Maryland-Eastern Shore, 82-66, in Cassell Coliseum on Tuesday afternoon ... **Jarell Eddie** led all scorers with 17 points and nine rebounds, while **Devin Wilson** tied a career-high with 16 points ... **Ben Emelogu** dished out a career-best nine assists in the win ... Tech out rebounded the Hawks, 42-26 and committed just eight turnovers in the game.

## Cap & Gown

On Friday, Dec. 20, the Virginia Tech men's basketball team traveled to Richmond, Va., to play the next day against VCU in the Governor's Holiday Hoops Classic ... Before the bus rolled down the highway, the team and, in particular, **Cadarian Raines** had something to do ... Raines earned his bachelor's degree in sociology from the College of Liberal Arts that morning in Cassell Coliseum and his teammates were all there to see the accomplishment ... After plenty of photos and congratulations from family, friends and teammates, Raines hopped on the bus for the three hour trip to the State Capital.



Cadarian Raines

## First Start

In the loss to VCU, **Ben Emelogu** earned the first of what will surely be many career starts for the Hokies ... The freshman captain led the Hokies with 12 points, plus he tied a career-high with six rebounds ... He also started against UNCG, scoring 11 points and grabbing five rebounds and had a career-high nine assists in the win over UME.



Ben Emelogu

## Rankin Leaves Team

Virginia Tech guard **Marquis Rankin** has decided to leave the team, effective immediately ... The junior from Charlotte, N.C., has not appeared in a game this season, due to personal reasons ... He has appeared in 53 career games, starting 13 times and averaged 3.0 points and 1.0 assists per game for his career ... He has decided to stay at Virginia Tech in order to work towards his undergraduate degree.

## Streak Snapped

**Jarell Eddie** had scored in double figures in 14 consecutive games before scoring just four points in the loss to UNCG ... That ended the longest such streak among ACC players ... Eddie got right back in the scoring mode in the win over UME, as he led all scorers with 17 points.



Jarell Eddie

## JvZ Comes Up Big

**Joey van Zegeren** continues his strong early-season showing for the Hokies ... JvZ earned his first start of the season in the win over Radford, grabbing six rebounds and blocking three shots and followed that with nine points and seven rebounds in the win over Winthrop, including scoring eight points in the first four minutes of the game ... In the ACC overtime win at Miami, van Zegeren grabbed a career-high 10 rebounds, while adding eight points in a career-high 35 minutes of action ... He blocked three shots and grabbed five rebounds in the loss to VCU, but played just 20 minutes due to foul troubles ... In the loss to UNCG, JvZ scored a career-high 11 points and grabbed seven rebounds.



Joey van Zegeren

## Dishing It Out

In the win over Furman, **Devin Wilson** recorded 11 assists ... The last Hokie freshman to record 11 assists in a single game was Dell Curry, who had 11 assists as a freshman against Maryland-Eastern Shore on Dec. 4, 1982 ... The 11 assists is also one assist shy of the Tech overall school record of 12, set by Dave Sensibaugh, Bimbo Coles and, most recently, Troy Manns in 1997 ... Wilson also has two games of eight assists each ... His 65 assists are the most by a Hokie through 12 games since Bimbo Coles in the 1986-87 season.



Devin Wilson

## Dishing It Out, Part Deux

On the strength of **Devin Wilson's** 11 assists, the Hokies recorded a season-high 19 assists in the win over Furman ... It is the most assists for the Hokies since the opening game of last season, an 80-62 win over East Tennessee State in Cassell Coliseum.

## And Hauling It In

**Devin Wilson** grabbed a career-high seven rebounds in the loss to UNCG ... It is the most rebounds for a Virginia Tech freshman point guard since Malcolm Delaney grabbed eight rebounds in a win over Boston College on Feb. 26, 2008.

## And Scoring the Ball

**Devin Wilson** had "just" three assists in the win over Maryland-Eastern Shore, but concentrated more on scoring the ball ... While fellow freshman **Ben Emelogu** recorded a career-high nine assists and no turnovers, Wilson tied a career-best with 16 points ... He also made his second three-pointer of the season.

## Wood Could

**Marshall Wood** had struggled offensively early in the season, but has snapped out of it in a big way over the last several games ... Wood came off the bench and scored 13 points for the Hokies, making three-of-five three-point attempts in the win over Furman ... Wood had made just three, three-pointers in the first six games of the season combined ... In the win over Radford, Wood followed his Furman performance with 10 points and six rebounds against the Highlanders ... He tied his career-high with 14 points in the loss to UNCG.



Marshall Wood

## Reaching New Levels

In the win over Radford, **Jarell Eddie** recorded his 900th career point ... He upped his career total to 997 career points with 17 points in the Hokies win over Maryland-Eastern Shore ... He is now just three points shy of becoming the 44th player in Virginia Tech history to score 1,000 career points.

## Smith Likes the Big Time

**Adam Smith** scored 27 points in the loss to No. 1 Michigan State ... Smith, who transferred from UNC Wilmington last season, played against two "equity" conference teams at UNCW, scoring 32 points against Maryland and 23 points against Wake Forest ... So far this season, Smith has scored 19 points against West Virginia, 27 points vs. Michigan State and 11 points in the loss to Seton Hall.

## Smith Injury Update

**Adam Smith** missed the win over Winthrop with a strained left calf muscle, but played limited minutes in the win at Miami ... He played in the loss to VCU, but left the game due to injuries ... Smith did not play in the loss to UNCG and the win over UMEs ... He is questionable for tonight's game.



Adam Smith

## Doing It All

In the win over Winthrop, **Jarell Eddie** had perhaps his best, and unquestionably his busiest, night as a collegian ... Due to injuries, the Hokies played the game without guards **Adam Smith** and **Ben Emelogu** ... Eddie, who at times in his Tech career has played the power forward spot, was forced to not only start at his natural small forward position, but to also play both guard spots, including a run at the point ... Eddie proved he was up to the challenge, as he scored a career-high 34 points, tied a career-high with six three-pointers and grabbed a team-high seven rebounds in 37 minutes of action ... His 34 points are the most by a Hokie since Erick Green scored 35 points in the home loss to #14/15 Miami on Jan. 30, 2013.

## Hokies vs. No. 1 & No. 2

With the loss to Michigan State, Virginia Tech is 4-8 all-time against teams ranked No. 1 in the AP poll ... Tech is 3-4 against No. 1 since joining the ACC ... The Hokies are 0-4 against top-ranked teams in neutral site games ... Tech is 0-2 against top-ranked Big Ten teams, a 101-74 loss to Indiana in Bloomington in 1975 ... Virginia Tech is 1-7 all-time against teams ranked No. 2 nationally ... The only Tech win over a No. 2 was on Feb. 1, 1986, when Tech downed No. 2 Memphis, 76-72, in Cassell Coliseum ... Tech is 0-3 in ACC games against No. 2 and 0-4 against ACC teams that were ranked No. 2 ... These numbers are only for teams ranked in the AP poll.

## Hokies vs. Ranked Teams

With the loss at No. 1 Michigan State, the Hokies are 13-44 against nationally ranked teams since joining the ACC for the 2004-05 season ... Tech is 30-152 all-time against teams ranked in the AP poll ... Tech is 0-1 this season and was 1-4 against ranked teams last season ... The last time the Hokies defeated a nationally-ranked team was Dec. 1, 2012, when Tech defeated No. 15 Oklahoma State, 81-71, in Cassell Coliseum ... These numbers are only for teams ranked in the AP poll.

## Hokies in Overtime

With the win at Miami, the Hokies are now 60-45 all-time in overtime games ... Tech is 1-0 this season and was 2-2 in overtime games last season ... Tech is 27-23 in road overtime games, 26-9 in home overtime games and 7-13 on neutral courts ... Tech is 13-5 in ACC overtime games ... Tech is 3-6 all-time in overtime games against ranked teams ... Tech is 5-8 in double-overtime games and 1-2 in triple overtime games.

## Spreading the Offense Around

When **Will Johnston** and **Joey van Zegeren** scored in double figures in the win over Furman, it marked the ninth and 10th different players to record a double-figure scoring game this season ... All eight scholarship players scored at least 10 points in a game in the previous four seasons.



Will Johnston

## Always There When You Need Him

In the loss to VCU, **Christian Beyer** was forced into increased action due to injuries and foul trouble ... The walk-on from New Bern, N.C., was more than up to the task ... Coming off the bench, Beyer saw 16 minutes of action, all coming in the second half ... He led the team with eight rebounds, including three off the offensive glass.



Christian Beyer

## Keep Off the Glass

In the win over Winthrop, the Hokies outrebounded the Eagles, 37-22 ... The 22 rebounds by WU is the fewest by a Tech opponent since Boston College had 19 rebounds in a 66-65 Hokie win in Cassell Coliseum on Feb. 12, 2012 ... The 59 combined rebounds in the Winthrop game is the fewest in a Virginia Tech game since March 2, 2013, when Tech and Clemson combined for 54 rebounds in a 69-61 Hokies win in Cassell Coliseum ... Tech held Maryland-Eastern Shore to 26 rebounds on Dec. 31.

## Two With Doubles

In the win over Radford, **C.J. Barksdale** (14 pts./10 rebs.) and **Jarell Eddie** (13 pts./10 rebs.) each recorded double-doubles ... It marked the first time since Jeff Allen (18 pts./15 rebs.) and Victor Davila (12 pts./10 rebs.) each recorded double-doubles in the win over No. 1 Duke on Feb. 26, 2011.



C.J. Barksdale

## Early Start to Conference Play

Tonight might be Tech's first conference game in January, but not the first ACC game of the season ... The Hokies' 61-60 overtime win over Miami marked the conference opener for the Hokies and the Hurricanes ... This was the earliest date that Tech has won an ACC game, on the third-earliest date the Hokies had opened ACC play since joining the league in the 2004-05 season ... The earliest Tech ever opened an ACC season was on Dec. 4, 2005, a heart-breaking 77-75 loss at No. 1 Duke ... Tech also played arch-rival Virginia on Dec. 5, 2010.

## Tripling on Doubles

In the loss to Seton Hall, **Jarell Eddie** recorded his first double-double of the season with 19 points and 11 rebounds, to go along with four blocked shots and four assists ... He made it two straight double-doubles with 14 points and 10 rebounds in the win over Furman and in the win over Radford, he pushed the streak to three consecutive double-doubles, with 13 points and 10 rebounds ... It marked the first time since Feb. 13, 15 and 19 of 2001 that a Hokie has had three consecutive double-doubles, when Jeff Allen recorded the last three of his seven consecutive double-doubles.

## Hot From the Field

The Hokies made 29 of 48 attempts from the field in the win over Winthrop ... The 60.4 percent from the field is the highest percentage Tech has shot under **James Johnson** and the highest percentage the Hokies have made since shooting 62.5 percent from the floor (30 of 48) in a win over Monmouth on Nov. 14, 2011.

## Quite A Break

The VCU game was the Hokies' first game since winning their ACC opener at Miami on Dec. 8 ... The 13-day break was the longest for the Hokies since the 2007-08 season, when Tech opened the season on Nov. 9 with a win over Elon and did not play again until Nov. 22, when they defeated Eastern Washington in the Great Alaska Shootout in Anchorage.

## Eddie is Honored

**Jarell Eddie** was named the ACC Player of the Week for the week ending Dec. 9, 2013 ... This is the first time that Eddie has won the award and is the first Hokie to earn the honor this season ... The same week, Tech women's basketball player Uju Ugoka won the same award for ACC women, marking the first time since joining the conference in 2004 that the Hokies have swept the award in the same week.



## The Hokies

Under James Johnson

|   |      |
|---|------|
| VT outrebounds opponent.....              | 15-6 |
| Opponent outrebounds VT .....             | 5-14 |
| Rebounds are equal.....                   | 1-3  |
| VT leads at the half.....                 | 15-4 |
| VT trails at the half .....               | 6-17 |
| Game is tied at the half .....            | 0-2  |
| VT shoots 50% or better .....             | 8-1  |
| VT outshoots opponent.....                | 20-5 |
| Opponent outshoots VT .....               | 0-18 |
| Percentage is the same .....              | 1-0  |
| VT holds opp. under 40% .....             | 13-6 |
| VT scores 100+ points.....                | 1-0  |
| VT scores 90-99 points.....               | 3-0  |
| VT scores 80-89 points.....               | 8-1  |
| VT scores 70-79 points.....               | 4-7  |
| VT scores 60-69 points.....               | 5-5  |
| VT scores less than 60 points .....       | 0-10 |
| Opponent scores 100+ points.....          | 0-0  |
| Opponent scores 90-99 points.....         | 1-5  |
| Opponent scores 80-89 points.....         | 3-5  |
| Opponent scores 70-79 points.....         | 4-7  |
| Opponent scores 60-69 points.....         | 9-5  |
| Opp. scores less than 60 points.....      | 4-1  |
| VT in games 5-or-fewer points or OT ..... | 5-8  |
| VT at home.....                           | 18-9 |
| VT on the road.....                       | 3-9  |
| VT at a neutral site.....                 | 1-5  |
| Overtime games .....                      | 3-2  |
| VT against conference foes.....           | 5-14 |
| VT vs. ranked teams (AP only).....        | 1-5  |
| VT as a ranked team (AP only).....        | 0-0  |

### Playing D

So far this season, the Hokies are allowing opponents just 38.2 percent from the field ... In 10 of the 13 games, including a recently-ended five game stretch, the Hokies allowed its opponents less than 40.0 percent from the field ... Only one opponent this season, No. 1 Michigan State, has shot better than 50.0 percent from the field.

### Low Points for the Opposition

In the win over Furman, the Hokies allowed the Paladins just 54 points, including 17 first half points... Both figures are season-lows for Tech opposition ... The 54 points is the lowest total allowed by Tech since Dec. 10, 2012, when Tech defeated Mississippi Valley State, 70-49, in Cassell Coliseum ... The 17 points allowed in the first half is the lowest point total in a half by a Tech opponent since Tech allowed Eastern Michigan nine first half points on Dec. 22, 2011.

### Two With Twenty

In the loss to No. 1 Michigan State, **Adam Smith** scored 27 points and **Jarell Eddie** scored 23 points ... It marked the first time that two Hokies each had 20-or-more points in the same game since Jan. 9, 2013, when Erick Green scored 24 points and Eddie had 21 points in a loss to Boston College.

### Hitting Threes

The Hokies made a season-high 13 three-pointers in the loss to No. 1 Michigan State ... It is the most three-point field goals made by the Hokies since they made 14 threes in a win at UNC Greensboro on Nov. 19, 2012 ... With the 12 made three-pointers in the win over Furman, Tech made 10-or-more three-pointers in four consecutive games, the first time that has happened at least since the 1999-2000 season ... With the 12 three-point field goals in the overtime win at Miami, the Hokies have made at least 10 three-pointers in five of their 13 games, plus four more games of 8-or-more three-pointers.

### Hokies' All-Time Record

Virginia Tech is now 1365-1132 all-time in collegiate basketball, good for a .547 winning percentage ... This is the Hokies' 105th season of men's basketball.

### Hot Night at the Line

In the loss to No. 1 Michigan State, the Hokies were 14-15 from the free throw line ... The 93.3 percent is Tech's highest free throw percentage in a game in which they have shot at least 10 free throws since Feb. 21, 2010, when the Hokies made 15-16 from the line in a loss at No. 6 Duke ... An interesting side note, the Hokies have made 25 of their last 26 free throw attempts against Big Ten Conference opponents (96.2 percent).

### Finally a Two

**Will Johnston** earned significant playing time last season and a lot was because of his three-point shooting ... After hitting two three-pointers in the win over Maryland-Eastern Shore, he has now made 31 field goals and all but two of them have been three-pointers ... Johnston scored a two-point field goal against UMES ... Johnston earned his first career start at Virginia last season ... During the off-season, Johnston was awarded a scholarship for his efforts both on and off the court ... He made a career-high four three-pointers in the win over Furman.

### There's a First Time for Everything

**Will Johnston** made his first collegiate start at Virginia last year ... It marked the first time a walk-on had started for the Hokies since **Joey Racer** started in the home finale against NC State two seasons ago ... It was the first time that the Hokies have started a walk-on in a non-Senior Day situation since at least the 1999-2000 season ... Johnston also got the start at NC State and again in the win over Florida State and at Miami last season and this season, got the start in the win over Winthrop, playing a career-high 30 minutes and again in the overtime win at Miami.

### Lotsa Swats

Virginia Tech recorded 13 blocked shots in the win over West Virginia ... The last time Tech had reached double figures in blocked shots in a game was Feb. 10, 2010, when the Hokies blocked 12 shots in a win at NC State ... The last time Tech blocked more than 13 shots in a game was on Dec. 9, 2009, when the Hokies tied a school record of 15 blocks in a win over VMI in Cassell Coliseum ... Tech also blocked 15 shots in a win over Coastal Carolina on Dec. 4, 1993 ... Tech had nine blocked shots in the win over VMI and eight in the win over Winthrop ... Tech is second in the ACC in blocked shots this season.

### That's A Lot of Points

The 105 points scored in the win over VMI on Nov. 18 is the most points scored in a game by the Hokies since March 18, 2009, a 116-108 double overtime victory over Duquesne in the first round of the 2009 NIT in Cassell Coliseum ... It is the most points scored in a regulation game (40 minutes) and in a regular season game by the Hokies since Dec. 7, 1994, a 110-75 win over VMI in Cassell Coliseum ... It is the first time the Hokies have scored more than 100 points in a game since Feb. 13, 2011, a 102-77 win over Georgia Tech in Cassell Coliseum.

## Career Double-Doubles

### 2009-10 Season

No active players

### 2010-11 Season

No active players

### 2011-12 Season

**Jarell Eddie (1)**

vs. BYU (12 pts./14 rebs.)\*

### 2012-13 Season

**Jarell Eddie (2)**

vs. ETSU (17 pts./10 rebs.)

vs. Oklahoma State (15 pts./12 rebs.)

**Cadarian Raines (2)**

vs. Rhode Island (10 pts./12 rebs.)\*

vs. VMI (14 pts./10 rebs.)

**C.J. Barksdale (1)**

at Georgia Tech (11 pts.\*/10 reb.)

**Marshall Wood (1)**

at NC State (14 pts.\*/16 reb.)\*

### 2013-14 Season

**Jarell Eddie (3)**

vs. Seton Hall (19 pts./11 rebs.)

vs. Furman (14 pts./10 rebs.)

vs. Radford (13 pts./10 rebs.)

**Trevor Thompson (1)**

vs. WCU (15 pts.\*/11 rebs.)\*

**C.J. Barksdale (1)**

vs. Radford (14 pts./10 rebs.)

\* - career highs at the time

## Mueller to Sit Out This Season

The NCAA has ruled freshman guard **Malik Mueller** ineligible for the 2013-14 season due to initial eligibility rules ... Mueller is able to practice with the team this season and will be eligible to play four years beginning next season.



Malik Mueller

## Limited Trips to the Line

The Hokies attempted just three free throws in the win at Miami, making just one ... That was the fewest attempted and made free throws in a game for the Hokies since joining the ACC in the 2004-05 season.

## Rebounding Differential

In the win over VMI, the Hokies outrebounded the Keydets, 52-31 ... The 21-rebound differential is the largest for the Hokies since outrebounding Oklahoma State, 47-24, on Dec. 31, 2011 in a 67-61 Tech win in Stillwater.

## Call It a Comeback

Virginia Tech trailed West Virginia, 29-12, with 8:21 remaining in the first half ... From that point forward, the Hokies outscored their rivals from Morgantown, 75-52, to claim an 87-82 victory ... The 17 points is the largest deficit overcome by the Hokies since Feb. 8, 2009, when Tech came back from an 18 point deficit in an overtime win at NC State ... In the overtime win at Miami, the Hokies came back from a 13-point second-half deficit, the largest deficit overcome in a conference game by Tech since the NC State game.

## Freshman Blocks

In the win over VMI, **Trevor Thompson** recorded five blocked shots ... That is the most blocked shots by a Virginia Tech freshman since **Cadarian Raines** blocked five shots in a win over UMBC on Dec. 22, 2009 ... In the win over Western Carolina, he recorded his first career double-double ... He scored 15 points and grabbed 11 rebounds in just 21 minutes of action ... Its the first double-double by a Hokie freshman since **Marshall Wood** had 14 points and 16 rebounds in an overtime loss at NC State last season ... It was Tech's first double-double of the season.

## NCAA Stats

As of Jan 3, 2014, the Hokies are seventh in the nation in three-point field goal percentage, 17th in three-point field goals per game, 21st in field goal percentage defense, 29th in blocked shots per game and 36th in rebound margin.

## TOP INDIVIDUAL PERFORMANCES

### VIRGINIA TECH

#### Points

|    |                                 |
|----|---------------------------------|
| 34 | Jarell Eddie vs. Winthrop       |
| 28 | Adam Smith vs. Radford          |
| 27 | Adam Smith vs. Michigan State   |
| 24 | Jarell Eddie at Miami           |
| 23 | Jarell Eddie vs. Michigan State |
| 22 | Ben Emelogu vs. West Virginia   |
| 21 | Jarell Eddie vs. VMI            |

#### Rebounds

|    |                             |
|----|-----------------------------|
| 11 | Trevor Thompson vs. WCU     |
| 11 | Jarell Eddie vs. Seton Hall |
| 10 | Jarell Eddie vs. Furman     |
| 10 | Jarell Eddie vs. Radford    |
| 10 | C.J. Barksdale vs. Radford  |
| 10 | Joey van Zegeren at Miami   |

#### Assists

|    |                             |
|----|-----------------------------|
| 11 | Devin Wilson vs. Furman     |
| 9  | Ben Emelogu, UMES           |
| 8  | Devin Wilson vs. Seton Hall |
| 8  | Devin Wilson vs. Winthrop   |
| 6  | Devin Wilson vs. UNCG       |
| 5  | four times                  |

#### Steals

|   |                                 |
|---|---------------------------------|
| 3 | Cadarian Raines vs. WCU         |
| 2 | Devin Wilson vs. Michigan State |
| 2 | Jarell Eddie at Miami           |

#### Blocks

|   |                                   |
|---|-----------------------------------|
| 5 | Joey van Zegeren vs. USC Upstate  |
| 5 | Cadarian Raines vs. West Virginia |
| 5 | Trevor Thompson vs. VMI           |
| 4 | Jarell Eddie vs. Michigan State   |
| 3 | Ben Emelogu vs. West Virginia     |
| 3 | Joey van Zegeren vs. Seton Hall   |
| 3 | Joey van Zegeren vs. Radford      |
| 3 | Joey van Zegeren vs. VCU          |
| 2 | seven times                       |

### OPPONENTS

#### Points

|    |                               |
|----|-------------------------------|
| 29 | Adreian Payne, Michigan State |
| 27 | Stephen Croone, Furman        |
| 27 | Melvin Johnson, VCU           |
| 22 | Rodney Glasgow, VMI           |
| 22 | QJ Peterson, VMI              |
| 20 | D.J. Covington, VMI           |

#### Rebounds

|    |                                |
|----|--------------------------------|
| 11 | Devin Williams, West Virginia  |
| 11 | Donnavan Kirk, Miami (A)       |
| 11 | Juvonte Reddic, VCU            |
| 10 | Jodd Maxey, USC Upstate        |
| 10 | Adreian Payne, Michigan State  |
| 10 | Branden Dawson, Michigan State |
| 10 | Eugene Teague, Seton Hall      |
| 10 | Kyle Cain, UNCG                |

#### Assists

|   |                               |
|---|-------------------------------|
| 7 | Juwan Staten, West Virginia   |
| 7 | Keith Appling, Michigan State |
| 6 | JeQuan Lewis, VCU             |
| 5 | three times                   |

#### Steals

|   |                                |
|---|--------------------------------|
| 5 | JeQuan Lewis, VCU              |
| 4 | QJ Peterson, VMI               |
| 4 | Briante Weber, VCU             |
| 3 | Keith Appling, Michigan State  |
| 3 | Branden Dawson, Michigan State |
| 3 | Juvonte Reddic, VCU            |
| 3 | Fuquan Edwin, Seton Hall       |
| 2 | 12 times                       |

#### Blocks

|   |                               |
|---|-------------------------------|
| 4 | Kenneth Hall, WCU             |
| 3 | Torrey Craig, USC Upstate     |
| 3 | D.J. Covington, VMI           |
| 3 | Adreian Payne, Michigan State |
| 3 | Eugene Teague, Seton Hall     |
| 2 | six times                     |

## The State We're In

With the loss to VCU, Virginia Tech is 423-308 (.579) all-time against schools from Virginia ... Tech is 2-1 this season against schools from the Commonwealth and was 1-2 last season against state schools ... The Hokies have played 14 schools from the state ... With the win over Norfolk State on Dec. 11, 2011, the only state Division I school that Tech has not played is Hampton ... Tech holds winning records against 10 of the schools and even records against two others ... Tech will play VMI, Radford, VCU and UVa from the Commonwealth this season.

## Eddie's Strong Showing Rewarded

**Jarell Eddie** was named to the All-Tournament team of the Coaches Vs. Cancer Classic ... In two games in Brooklyn, Eddie combined for 42 points, and 12 rebounds and registered his first double-double of the season ... He made a career-high six three-pointers in the loss to No. 1 Michigan State.

## Hasn't Happened Often

When **Ben Emelogu** scored 22 points in the win over West Virginia, he became the first Tech freshman to score 20-or-more points in a game since Malcolm Delaney scored 20 points as a freshman in a loss at No. 5 North Carolina on Feb. 16, 2008 ... The last time a Virginia Tech freshman scored more than 22 points in a game was on Jan. 28, 2006, when A.D. Vassallo scored 29 points at Wake Forest ... This is just the 16th time since 1999 that a Hokie freshman has scored 20-or-more points in a game ... It took a great effort to even play in the Western Carolina game, as Emelogu was suffering from flu-like symptoms and recieved an IV prior to the game ... He scored 16 points in 27 minutes in that victory.

## Comfortable at the Line

**Jarell Eddie** is shooting 81.8 percent from the line in his career and is fourth in career free throw percentage on the all-time list at Virginia Tech ... Eddie's 86.8 percent from the line as a sophomore was the fifth-best season in Tech history.

## The Floor General

The Hokies are starting **Devin Wilson** at point guard this season and the freshman has made a solid debut ... Wilson played 34 minutes and scored four points, had four rebounds and three assists, while committing just three turnovers in the loss to USC Upstate... It marked the first time the Hokies had started a freshman at the point in a season-opener since Nov. 9, 2007, when Hank Thorns got the start against Elon in the first game of the 2007-08 season (That's correct, Malcolm Delaney came off the bench in that, his first collegiate game) ... In the win over West Virginia, Wilson scored 16 points and handed out four assists ... He also made all eight of his free throw attempts ... He scored 13 points, had five rebounds and four assists in the win over VMI and had 11 points and eight assists in the win over Winthrop, playing a career-high 37 minutes ... Wilson leads the team in assists, steals and minutes played so far this season.

## 500-Plus in the Cassell

The Hokies have a 537-166 overall record in Cassell, good for a .764 winning percentage ... Tech is 7-2 in Cassell Coliseum this season and was 10-7 in Cassell last season ... Tech was 11-7 in the 2011-12 season and was 12-4 in Cassell the season before, the 50th year for the arena ... The win over Florida State on Jan. 8, 2011, was the 500th victory in the building ... The win over FSU in 2008 marked the Hokies' 600th game played in Cassell Coliseum ... Tech defeated Rhode Island, 86-63, on Nov. 20, 2002, in its 500th game in the arena ... Tech has had just one break-even home season and one losing season in Cassell Coliseum ... The 17 victories for the Hokies at home in the 2009-10 season set a new Cassell Coliseum and school record ... Including all home games, the Hokies are 836-320 (.723).

## That's A Lot in A Little

The win over VMI was the final game in a stretch that saw the Hokies open the season with four games in the first nine days of the regular season.

## Captain Ben

Although he is only a freshman, **Ben Emelogu** has been named a team captain this season for the Hokies ... The guard from Grand Prairie, Texas came to Tech during the summer and established himself with his teammates immediately, earning the honor ... Emelogu made his collegiate debut in the loss to USC Upstate, coming off the bench to score six points and had two assists and led all scorers with 22 points in the win over West Virginia and added 19 points in the win over VMI.

## Big Lead in the Locker Room

Virginia Tech took a 38-18 lead into the locker room at halftime in the win over Western Carolina ... The 20-point lead was the Hokies' largest halftime lead since a 44-24 lead against Wake Forest in Cassell Coliseum on Jan. 15, 2011 ... The last time the Hokies led by more than 20 points at the half was a 50-11 lead over Mount St. Mary's in Cassell Coliseum on Jan. 2, 2011.

## The W is What Counts

In the win over VMI on Nov. 18, the Hokies allowed the Keydets 92 points ... That is the most points allowed by the Hokies in a win since Jan. 2, 2010, when the Hokies defeated Seton Hall, 103-94, in overtime in Cancun, Mexico ... It is the most points allowed by the Hokies in a non-overtime win since a 107-92 win over Southern Mississippi Feb. 4, 1989 in Cassell Coliseum.

## Second Half Scoring

**Cadarian Raines** started the season with a new career-high, as he scored 17 points against USC Upstate ... The senior surpassed his old high mark of 16 points set last year against Bradley and Duke ... He was 7-10 from the field ... Most amazingly, all 17 points came in the second half ... **Adam Smith** improved upon that in the loss to No. 1 Michigan State, as he scored 24 of his 27 points after intermission.

## The Multi-Lingual Big Man

Communicating with forward **Joey van Zegeren** is easy for most students at Virginia Tech, regardless of nationality ... The redshirt sophomore from The Netherlands is fluent in five languages and has understanding of several others ... If you see him around campus, make sure to say "Hello", or "Hola", or "Hallo", or "Bonjour", or, well, you get the idea.

## Excuse Them, They're New

In the win over West Virginia, the three leading scorers for the Hokies were all playing in just their second games in a Tech uniform ... **Ben Emelogu** (22 pts.), **Adam Smith** (19 pts.) and **Devin Wilson** (16 pts.) all made their Virginia Tech debuts just three days earlier ... Smith played two seasons ago as a freshman at UNC Wilmington and Emelogu and Wilson are both freshmen.

## Law -Abiding Citizens

Tech's win over West Virginia featured one very interesting stat line ... The Hokies did not record a steal in the game, the first time since Jan. 9, 2013 in a home loss to Boston College that Tech did not record a steal.

## Points for Pondering

**Led VT in Scoring:** Eddie (9), Smith (2), Emelogu (2), Wood (1)

**Double Figure Scoring Games:** Eddie (12), Emelogu (8), Smith (6), Wilson (3), Barksdale (3), Wood (3), van Zegeren (2), Raines (1), Thompson (1), Johnston (1)

**40-point Games:** none

**30-39-point Games:** Eddie (1)

**20-29-point Games:** Eddie (3), Smith (2), Emelogu (1)

**Led VT in Rebounding:** Eddie (5), van Zegeren (4), Wood (3), Barksdale (2), Thompson (2), Emelogu (1), Beyer (1), Wilson (1)

**Double Figure Rebounding Games:** Eddie (3), Thompson (1), Barksdale (1), van Zegeren (1)

**Led VT in Assists:** Wilson (16), Smith (3), Eddie (1), Emelogu (1)

**Double Figure Assist Games:** Wilson (1)

**Double-Doubles:** Eddie (3), Thompson (1), Barksdale (1)

**Most Points in a Half:** 61 (2nd vs. VMI)

**Fewest Points in a Half:** 22 (1st vs. VCU & 1st vs. UNCG)

**Most Points Allowed in a Half:** 59 (2nd vs. VMI)

**Fewest Points Allowed in a Half:** 17 (1st vs. Furman)

**Largest Lead:** 27 pts. (67-40 vs. UMES)

**Largest Deficit:** 34 pts. (47-81, vs. VCU)

**Largest Margin of Victory:** 25 pts. (81-56 vs. Radford)

**Largest Margin of Defeat:** 30 pts. (52-82 vs. VCU)

**Largest Deficit Overcome in a Victory:** 17 pts. (12-29, vs. WVU)

**Largest Lead Lost in a Loss:** 11 pts. (43-32 vs. UNCG)

**Largest Halftime Lead:** 23 pts. (46-23 vs. UMES)

**Largest Halftime Deficit:** 20 pts. (22-42 vs. VCU)

**Average Margin of Victory:** 14.6 ppg

**Average Margin of Defeat:** 10.8 ppg

**Average Margin:** +4.8 ppg

\* - Includes ties

## Staying Close to Home Early

The Hokies played their first four games, and seven of their first nine games, in the friendly confines of Cassell Coliseum ... The games in the Coaches Vs. Cancer Classic in Brooklyn were the first road game of the season ... Tech did not play a true road game until Dec. 8, when it defeated defending champion Miami, 61-60, in overtime in the Coral Gables ... The Hokies did not play a true non-conference "road" game this season.

## 300 and Counting

The Hokies have hit at least one three-pointer in every game since joining the ACC in the 2004-05 season ... Tech has now hit a three in 347 consecutive games, the most in school history ... Since the three-point arc was added to college basketball for the 1986-87 season, the Hokies have hit at least one three in all but three games ... The last time that the Hokies did not record a three-point field goal in a game was at Providence on Feb. 1, 2003.



## Where to Find It

Many Virginia Tech men's basketball facts are available on hokiesports.com ... Below is a listing of URLs that may be helpful to the media.

### The Last Time:

<http://www.hokiesports.com/lasttime.html>

### Tech's all-time games against ranked opponents:

<http://www.hokiesports.com/mbasketball/rankedopp.html>

### Opponent History:

<http://www.hokiesports.com/mbasketball/opponents.html>

### Past Schedules:

<http://www.hokiesports.com/mbasketball/pastschedules.html>

### All-time overtime games:

<http://www.hokiesports.com/lasttime.html> go to men's basketball and toggle the "Show Only OT Games" button

The Last Time page is customizable to search a wide range of topics.

*Player bio pages have career highs, multiple splits and career game-by-game stats.*

## Virginia Tech Media Policies

Virginia Tech will adhere to the following media practices on the road this season ... Immediately following each Virginia Tech men's basketball road game, head coach **James Johnson** will address the team in the locker room ... After a 5-10 minute period, he will leave the locker room to do his radio interviews ... At this time, 3-4 Virginia Tech players will be available in the hall outside the team locker room, or in an area designated by the host SID ... This area will NOT be the post-game interview room ... This will be the only availability for Virginia Tech players post-game ... Following Coach Johnson's radio obligations, he will proceed directly to the post-game interview room and make his post-game remarks to the media there ... Players will not be available in the locker room area following Coach Johnson's post-game interviews.

## Our Name, Please

When referring to Virginia Tech, we ask that you please leave it at that - Virginia Tech ... Virginia Tech University is not now and never has been a name for the school ... The official name of the university is Virginia Polytechnic Institute and State University ... "Vah Tech", VPI, VPI&SU, VPI and SU and Va. Tech are also not recognized names and should not be used ... VT is acceptable as a shortened, agate form ... When referring to the school by its nickname, please use "Hokies" ... Your help in these matters is appreciated.

# Virginia Tech Athletics Communications

## ON THE INTERNET

### [www.hokiesports.com](http://www.hokiesports.com)

The official Web site of Virginia Tech athletics provides media and fans with schedules, results, rosters, bios, statistics, general releases and game notes on the Hokies.



The Gameday section has live stats, radio and television coverage information and other pertinent information. This section is for home games only.

### [hokiesports.com/media](http://hokiesports.com/media)

A media-only Web site is designed to make the media's job easier. Here you will find high-resolution, color mug shots of every Hokie basketball player and coach available to download. Please contact the Athletics Communications Office for access to this media-only site.

### Twitter

Follow the Hokies on Twitter @VT\_MBBall.

### Instagram

Follow the Hokies on Instagram @vthokiemb.

### [www.theacc.com](http://www.theacc.com)

Updated standings, results, schedules, statistics and notes are posted each week during the season.

## What is a Hokie?

That's the most frequently asked question regarding Virginia Tech athletics ... The answer leads all the way back to 1896 when Virginia Agricultural and Mechanical College changed its name to Virginia Polytechnic Institute ... With the change came the necessity for writing a new cheer and a contest for such a purpose was held by the student body ... Senior O.M. Stull won first prize for his "Old Hokie" yell which still is used today ... Later, when asked if "Hokie" had any special meaning, Stull explained the words he used had no hidden or symbolic meaning, but had been thought up in an effort to get attention ... Hokie soon became a nickname for all Tech teams and for those people loyal to Tech athletics.

## How To Say It

Cassell Coliseum ..... Castle  
 Cadarian Raines.....suh-DARE-ee-un  
 Christian Beyer .....BYE-ur  
 Jarell Eddie.....ju-RELL  
 Joey van Zegeren .....van ZEG-rin  
 Kurt Kanaskie .....kuh-NAS-key  
 Marquis Rankin.....mar-KEES  
 Ramon Williams.....RAY-mon  
 Ben Emelogu.....eeh-MEL-o-goo  
 Malik Mueller .....mah-LEEK MEW-lur

## WHO TO CONTACT

### Request for Interviews

#### Men's Basketball ACO

Bill Dyer  
 (540) 231-8852 - office  
 (540) 998-5906 - cell  
 wdyer@vt.edu

#### Secondary Contact

Rachel Perreault  
 (540) 231-2228 - office  
 (603) 767-6492 - cell  
 rachelp5@vt.edu

### Requests for Photos

#### Director of Photography

Dave Knachel  
 (540) 231-1838  
 dknachel@vt.edu



**Bill Dyer**  
 Associate Director of  
 Athletics Communications



**Rachel Perreault**  
 Assistant Director of  
 Athletics Communications

## Attendance Figures

Virginia Tech, like other ACC schools, announces total tickets distributed at home games ... That includes season tickets, individual game tickets and student tickets.

## ESPN3

Several Virginia Tech basketball games will be available via internet streaming, free of charge ... Here is a list of the games that were shown on ESPN3 and WatchESPN app.

### ESPN3 EXCLUSIVE

|         |                       |
|---------|-----------------------|
| Nov. 8  | vs. USC Upstate       |
| Nov. 15 | vs. Western Carolina  |
| Nov. 18 | vs. VMI               |
| Nov. 26 | vs. Furman            |
| Nov. 29 | vs. Radford           |
| Dec. 3  | vs. Winthrop          |
| Dec. 28 | vs. UNC Greensboro    |
| Dec. 31 | vs. Md.-Eastern Shore |

### Welcoming Back Old Foes

The Hokies welcomed back two traditional rivals to the schedule last season and will add another this season ... Tech defeated VMI, 95-80, on Nov. 15 in a rivalry that dates back to 1909 and defeated West Virginia, 87-82, in Blacksburg on Nov. 12 ... Tech and WVU first met in basketball in 1921 and have played 78 times since then ... The teams had last met in the 2003-04 season, the Hokies' last season as a member of the BIG EAST Conference ... This season, the Hokies have added Radford back to the schedule, defeating the Highlanders, 81-56, on Nov. 29 ... Although the two schools have now met only six times since first playing in 1987, the Highlanders are, geographically, the closest Division I school to Virginia Tech, sharing the New River Valley ... Last week's game with VCU was the first meeting between the two schools since the 1994-95 season.

### Big Green Things

Erick Green was the 2013 ACC Player of the Year, in a vote of the Atlantic Coast Sports Media Association ... Green received 38 of the 76 votes cast ... Green became the first Virginia Tech player ever to win the award and the first Hokie since Bimbo Coles in 1988 in the Metro Conference to win a conference Player of the Year Award ... Green joins Coles and Dell Curry (Metro, 1986) to earn a conference player of the Year Award ... He was second ACC Player of the Year from a bottom half of the league team (the late Len Bias from Maryland in 1986) ... He was named First Team All-ACC by the Atlantic Coast Sports Media Association ... Green joined Mason Plumlee of Duke, Shane Larkin of Miami, Joe Harris of Virginia and Richard Howell of NC State on the first team ... He is the third Hokie to earn first team honors in the ACC, joining Zabian Dowdell in 2007 and Malcolm Delaney in 2010 and 2011 ... Green was the first Hokie ever to lead the nation in scoring ... He became just the second ACC player to earn that honor, following South Carolina's Grady Wallace, who led the nation in scoring (31.2 ppg) in the 1956-57 season ... Green is just the second Hokie to lead the ACC in scoring ... Malcolm Delaney averaged 20.2 ppg in the 2010 season.

| 2013-14 Starters                                      |     |
|---|-----|
| Wilson, Smith, Eddie, Wood, Raines .....              | 3-2 |
| Wilson, Smith, Eddie, Barksdale, Raines .....         | 1-1 |
| Wilson, Smith, Eddie, Barksdale, van Zegeren .....    | 1-0 |
| Wilson, Johnston, Eddie, Barksdale, van Zegeren ..... | 1-0 |
| Wilson, Johnston, Eddie, Wood, van Zegeren .....      | 1-0 |
| Wilson, Emelogu, Eddie, Wood, van Zegeren .....       | 1-2 |

### Hokies in ACC Stats

| INDIVIDUALS                | All   |  | ACC |  | TEAM                         | All  |  | ACC |  |
|----------------------------|-------|--|-----|--|------------------------------|------|--|-----|--|
|                            |       |  |     |  |                              |      |  |     |  |
| <b>Scoring</b>             |       |  |     |  | Scoring Offense              | 10th |  |     |  |
| Jarell Eddie               | 7th   |  |     |  | Scoring Defense              | 12th |  |     |  |
| <b>Rebounding</b>          |       |  |     |  | Scoring Margin               | 13th |  |     |  |
| Jarell Eddie               | 18th  |  |     |  | Free Throw Percentage        | 9th  |  |     |  |
| <b>Assists</b>             |       |  |     |  | Field Goal Percentages       | 11th |  |     |  |
| Devin Wilson               | 4th   |  |     |  | Field Goal % Defense         | 4th  |  |     |  |
| <b>3-pt. FG Percentage</b> |       |  |     |  | 3-pt. FG Percentage          | 1st  |  |     |  |
| Jarell Eddie               | 2nd   |  |     |  | 3-pt. FG% Defense            | 6th  |  |     |  |
| <b>3-pt. FG Made</b>       |       |  |     |  | Rebounding Offense           | 3rd  |  |     |  |
| Jarell Eddie               | 1st   |  |     |  | Rebounding Defense           | 12th |  |     |  |
| Ben Emelogu                | T 9th |  |     |  | Rebounding Margin            | 5th  |  |     |  |
| Adam Smith                 | T 9th |  |     |  | Blocked Shots                | 3rd  |  |     |  |
| <b>Blocked Shots</b>       |       |  |     |  | Assists                      | 9th  |  |     |  |
| Joey van Zegeren           | 6th   |  |     |  | Steals                       | 15th |  |     |  |
| <b>Defensive Rebounds</b>  |       |  |     |  | Turnover Margin              | 15th |  |     |  |
| Jarell Eddie               | 6th   |  |     |  | Assist/TO Ratio              | 14th |  |     |  |
|                            |       |  |     |  | Offensive Rebounds           | 12th |  |     |  |
|                            |       |  |     |  | Defensive Rebounds           | 1st  |  |     |  |
|                            |       |  |     |  | Defensive Rebound Percentage | 4th  |  |     |  |
|                            |       |  |     |  | Offensive Rebound Percentage | 13th |  |     |  |
|                            |       |  |     |  | Three-Pointers Made          | 2nd  |  |     |  |



### Tech Talk Live

**Tech Talk LIVE!**, Presented by Geico is broadcast every Monday night at Bull & Bones Brewhaus and Grill at the First and Main complex in Blacksburg.

The radio program airs from 7-8 p.m. in front of a live audience, and can be heard on Virginia Tech IMG Sports Network radio affiliates throughout the region and on-line through Hokies All-Access.

Coach **James Johnson** appears on the program. Fans are encouraged to attend and can submit a question or comment via [hokiesports.com](http://hokiesports.com)



### Radio Network

|                               |         |          |
|-------------------------------|---------|----------|
| Abingdon .....                | WFHG-FM | 92.7 FM  |
| Blacksburg .....              | WBRW-FM | 105.3 FM |
| Blackstone .....              | WBBC-FM | 93.5 FM  |
| Bluefield, WV .....           | WKOY-FM | 100.9 FM |
| Bristol .....                 | WFHG-AM | 980 AM   |
| Charlottesville .....         | WKAV-AM | 1400 AM  |
| Clifton Forge .....           | WJVR-FM | 101.9 FM |
| Clincho .....                 | WDIC-AM | 1430 AM  |
| Clintwood .....               | WDIC-FM | 92.1 FM  |
| Danville/Chatham/Gretna ..... | WMNA-FM | 106.3 FM |
| Galax .....                   | WWWJ-AM | 1360 AM  |
| Gate City .....               | WGAT-AM | 1050 AM  |
| Harrisonburg .....            | WSIG-FM | 96.9 FM  |
| Jacksonville, N.C. ....       | WAVQ-AM | 1400 AM  |
| Lebanon .....                 | WLRV-FM | 1380 AM  |
| Luray .....                   | WMXH-FM | 105.7 FM |
| Lynchburg .....               | WLNI-FM | 105.9 FM |
| Marion .....                  | WOLD-FM | 102.5 FM |
| Martinsville .....            | WMVA-AM | 1450 AM  |
| Morningside, Md. ....         | WNEW-AM | 1580 AM  |
| New Bern, N.C. ....           | WWNB-AM | 1490 AM  |
| New Bern, NC .....            | WWNB-FM | 103.9 FM |
| Norfolk .....                 | WNIS-AM | 790 AM   |
| Richmond .....                | WRNL-AM | 910 AM   |
| Richmond .....                | WRVA-AM | *1140 AM |
| Roanoke .....                 | WSNV-FM | 93.5 FM  |
| Staunton .....                | WTON-AM | 1240 AM  |
| Tazewell .....                | WKOY-FM | 100.9 FM |
| Warsaw .....                  | WNNT-FM | 107.5 FM |
| Warsaw .....                  | WNNT-AM | 690 AM   |
| Washington, DC .....          | WJFK-FM | 106.7 FM |
| White Stone .....             | WIGO-FM | 104.9 FM |
| Winchester .....              | WINC-AM | 1400 AM  |
| Wytheville .....              | WXBX-FM | 95.3 FM  |

\* Station will carry night games only



### On This Date

Virginia Tech is 6-12 all-time in games played on Jan. 7 ... Tech lost its last game on this date, a 58-55 loss at Wake Forest in 2012 ... Tech is 4-4 in home games on this date ... The Hokies have never played Syracuse on this date and are 0-2 in ACC games on Jan. 7 ... Tech is 158-110 all-time on Tuesdays and are 4-0 in Tuesday games this season.

### VT vs. The Conferences

|   |            |
|---|------------|
| <b>ACC REGULAR SEASON</b> .....         | <b>1-0</b> |
| Atlantic 10 (VCU) .....                 | 0-1        |
| Atlantic Sun (USC Upstate) .....        | 0-1        |
| Big 12 (West Virginia) .....            | 1-0        |
| Big East (Seton Hall).....              | 0-1        |
| Big South (VMI, Radford, Winthrop)..... | 3-0        |
| Big Ten (Michigan State) .....          | 0-1        |
| MEAC (UMES) .....                       | 1-0        |
| Southern (WCU, UNCG, Furman) .....      | 2-1        |
| <b>Total</b> .....                      | <b>8-5</b> |

### Coming Next Year

Virginia Tech has announced the signing of three players to national letters of intent ... Justin Bibbs, a 6-5, 205 lbs., guard from Dayton, Ohio, Jalen Hudson, a 6-5, 190 lbs. guard from Akron, Ohio and T.J. Lang, a 6-7, 190 lbs., wing from Mobile, Ala., all signed with the Hokies on Nov. 13 and will join the program in the fall of 2014.

**Devin Wilson's 11 assists vs. Furman is tied for the most by an ACC player this season**

### Hey, We Know That Guy!

Syracuse assistant coach **Adrian Autry** is in his third season at his alma mater, but he is no stranger to Virginia Tech and its basketball program ... "Red" spent two seasons in Blacksburg; the first as Director of Men's Basketball Operations and the last as an assistant coach on the staff of Seth Greenberg ... He worked with current Hokie mentor James Johnson at Tech when Johnson was also an assistant coach.

### Compare & Contrast

|                 |                      |
|-----------------|----------------------|
| <b>VT</b> ..... | <b>SU</b>            |
| 74.0 .....      | Points .....         |
| 74.2            | 74.2                 |
| 69.2 .....      | Points Allowed ..... |
| 59.8            | 59.8                 |
| 44.2% .....     | FG% .....            |
| 46.7%           | 46.7%                |
| 38.2% .....     | FG% Defense .....    |
| 41.5%           | 41.5%                |
| 42.5% .....     | 3FG% .....           |
| 35.5%           | 35.5%                |
| 30.8% .....     | 3FG% Defense .....   |
| 33.4%           | 33.4%                |
| 69.4% .....     | FT% .....            |
| 69.4%           | 69.4%                |
| 41.4 .....      | Rebounds .....       |
| 35.1            | 35.1                 |
| +6.7 .....      | Rebound Margin.....  |
| +4.9            | +4.9                 |
| 13.1 .....      | Assists .....        |
| 13.9            | 13.9                 |
| 14.3 .....      | Turnovers.....       |
| 10.1            | 10.1                 |
| 2.9 .....       | Steals.....          |
| 9.7             | 9.7                  |
| 5.8 .....       | Blocks .....         |
| 4.8             | 4.8                  |

### Career Free Throw Percentage

Here is where **Jarell Eddie** stands on the list of career free throw percentage at Virginia Tech.

#### Career Free Throw Percentage

1. Malcom Delaney (2007-11) ..... .845
2. Phil Thieneman (1974-77)..... .842
3. Howard Pardue (1961-64)..... .827
4. **Jarell Eddie (2010-present)**..... **.818**
5. Eddie Lucas (1997-99) ..... .817

### Career Scoring

Here is where **Jarell Eddie** stands as he nears the list of 1,000-point scorers at Virginia Tech.

#### Career Scoring

- |  |            |
|--|------------|
| 40. Russell Davis (1974-76) .....        | 1,052      |
| 41. Chris Ellis (1966-69).....           | 1,050      |
| 42. Craig Lieder (1971-74).....          | 1,034      |
| 43. Shawn Good (1996-98).....            | 1,008      |
| <hr/>                                    |            |
| <b>Jarell Eddie (2010-present)</b> ..... | <b>997</b> |

**Virginia Tech leads the ACC in three-point field goal percentage and defensive rebounds.**

### Alumni Weekend

This weekend, the Hokies will host the second annual Alumni Weekend this weekend, Jan. 9-12 ... The weekend will feature receptions, Meet-and-Greets, dinners and other activities centered around the Hokies' game with Boston College at noon on Saturday in Cassell Coliseum.

### They Were the Champions, My Friend

On the weekend on Oct. 26, 2013, Virginia Tech welcomed the 1973 NIT Champion basketball team back to campus for their 40th reunion ... That team, coached by Don DeVoe, defeated New Mexico, Fairfield, Alabama and Notre Dame in Madison Square Garden to capture the school's first-ever NIT title ... Tech downed the Irish, 92-91 in overtime in the championship game ... Bobby Stevens hits a jumper at the buzzer to claim the win.

### Lots of New Faces

The Hokies welcome a wealth of new players to this year's team ... Freshmen **Devin Wilson, Ben Emelogu, Malik Mueller, Trevor Thompson** and **Maurice Kirby** have begun their Tech careers, as has redshirt sophomore **Adam Smith**, who sat out last season after transferring from UNC Wilmington ... On the bench, Tech welcomes new Director of Men's Basketball Operations **Rob Harris** and video coordinator **Kenny Brown**.

### Win 10

With Virginia Tech's win over Clemson last season, it marked the 10th straight season that the Hokies had won at least 10 home games ... Tech's longest streak of 10-or-more home victories is 11 consecutive seasons, from 1975-76 through the 1985-86 season ... Tech was 10-7 in Cassell Coliseum last year ... Tech is 7-2 in Cassell Coliseum this season.

### November Wins


The Hokies were 6-0 in games played in the month of November last year, marking the most wins by a Tech team in November ... The previous high was five wins in both the 2011-12 season and the 2005-06 season ... A disclaimer should be added, noting that the allowable start of the basketball season was moved up beginning with the 2004-05 season ... Prior to that, schedules could not begin before Thanksgiving weekend ... The Hokies had eight games scheduled in November this season and were 5-3 in November games in 2013.

### Five Doubles is Rare

When **Marshall Wood** recorded his first career double-double in the overtime loss at NC State last season, he became the fifth Hokie to record a double-double during that season (and the fourth to record his first career double-double last season) ... That was the first season since at least the 1989-90 season that five Hokies have recorded double-doubles in the same season ... Nine games into this season, three Hokies, **Trevor Thompson, Jarell Eddie** and **C.J. Barksdale**, have recorded double-doubles for the Hokies.

# The Last Time That...

Tech scored 100 points and won: 105-92, vs. VMI, 11-18-13  
 Tech scored 100 points and lost: 100-104 2OT vs. Maryland, 2-27-10  
 Tech played in overtime: 61-60, OT, at Miami, 12-8-13  
 Tech played in consecutive overtime games: 75-74 at Clemson, 2-8-06 & 77-81 at Virginia, 2-11-06  
 Tech played 2 OT: 100-104, 2OT vs. Maryland, 2-27-10  
 Tech played 3 OT: 86-90 at WVU, 2-2-83  
 Tech scored 100+ points: 105-92, vs. VMI, 11-18-13  
 Tech scored 90-99 points: 95-79, vs. Iowa, 11-27-12  
 Tech scored 80-89 points: 82-66, vs. UMES, 12-31-13  
 Tech scored 70-79 points: 75-54, vs. Furman, 11-26-13  
 Tech scored 60-69 points: 61-60, OT, at Miami, 12-8-13  
 Tech scored 50-59 points: 52-55, vs. UNCG, 12-28-13  
 Tech scored 40-49 points: 47-48 at Florida State, 2-16-12  
 Tech scored 30-39 points: 33-43 at East Carolina, 1966-67 season  
 Tech scored 20-29 points: 27-40 at McGuire Gen., 1945-46 season  
 Tech scored 10-19 points: 16-45 at Virginia, 1938-1939 season  
 Tech scored less than 10 points: 7-31 at W&L, 1922-1923 season  
 Tech allowed 100+ points: 100-104, 2OT vs. Maryland, 2-27-10  
 Tech allowed 90-99 points: 77-96, vs. Michigan State, 11-22-13  
 Tech allowed 80-89 points: 52-82, vs. VCU, 12-21-13  
 Tech allowed 70-79 points: 58-76, at Miami, 2-27-13  
 Tech allowed 60-69 points: 82-66, vs. UMES, 12-31-13  
 Tech allowed 50-59 points: 52-55, vs. UNCG, 12-28-13  
 Tech allowed 40-49 points: 70-49, vs. Mississippi Valley State, 12-10-12  
 Tech allowed 30-39 points: 99-34, vs. Mount St. Mary's, 1-2-11  
 Tech allowed 20-29 points: 31-25 vs. Richmond, 2-1-46  
 Tech allowed 10-19 points: 60-19 vs. Lynchburg College, 1-9-46  
 Tech allowed less than 10 points: 28-9 vs. Hampden-Sydney, 1-17-23  
 Largest margin of victory: 83 points vs. Randolph Macon Academy, 87-4, 1-10-11  
 Largest margin of victory in an ACC game: 29 points vs. Wake Forest, 94-65, 1-15-11  
 Two Tech players recorded double-doubles in a game: C.J. Barksdale (14 pts./10 rebs.) & Jarell Eddie (13 pts./10 rebs.) vs. Radford, 11-29-13  
 Two Tech players recorded double-doubles in consecutive games: vs. UNC, ACC Tournament, 3-13-09 and vs. Duquesne, NIT, 3-18-09  
 Tech player had five or more steals: Manny Atkins (5) vs. Mount St. Mary's, 1-2-11  
 Tech player had 10 or more assists in a game: Devin Wilson (11) vs. Furman, 11-26-13  
 Tech player had 20 or more rebounds in a game: Jeff Allen (21) vs. Longwood, 12-14-08  
 Two Tech players had double figures in rebounds: C.J. Barksdale (10 rebs.) & Jarell Eddie (10 rebs.) vs. Radford, 11-29-13  
 Two Tech players had five or more assists: Devin Wislon (5) & Adam Smith (5) vs. Michigan State, 11-22-13  
 Two Tech players scored 20 or more points: Adam Smith (27 points) & Jarell Eddie (23 points) vs. Michigan State, 11-22-13  
 Two Tech players scored 20 or more points in consecutive games: Erick Green & Jarell Eddie 11-19-12 & 11-23-12  
 Tech freshman scored 20 or more points in a game: 22, Ben Emelogu, 87-82, vs. West Virginia, 11-12-13



## Virginia Tech Streaks

|                | Total | Home  | Road   | Neutral |
|----------------|-------|-------|--------|---------|
| Overall        | Won 1 | Won 1 | Won 1  | Lost 6  |
| ACC*           | Won 1 | Won 2 | Won 1  | ---     |
| Non-Conference | Won 1 | Won 1 | Lost 1 | Lost 6  |

\* - regular season games only

Longest winning streak this season 4, 11-26/12-8  
 Longest losing streak this season 2, 11/22-11/23, 12/21-12/28

***Jarell Eddie leads the ACC in three-point field goal percentage this season.***

# The Last Time That...

Two Tech freshmen scored in double figures in a game: Ben Emelogu (19 pts.) & Devin Wilson (13 pts.) vs. VMI, 11-18-13  
 Tech player scored 30-39 points in a game: 34, Jarell Eddie vs. Winthrop, 12-3-13  
 Tech player scored 40-49 points in a game: 41, Dorenzo Hudson vs. Seton Hall, 1-2-10  
 Tech player scored 50+ points in a game: 51, Bimbo Coles vs. Southern Miss., 2-6-88  
 Tech defeated a ranked opponent on the road: 80-77 at No. 12/13 Clemson, 2-25-09  
 Tech defeated a ranked opponent at home: 81-71, vs. No. 15/17 Oklahoma State, 12-1-12  
 Tech defeated a ranked opponent on a neutral court: 72-64, vs. No. 21 Virginia, 12-28-95, Roanoke Civic Center  
 Tech player had consecutive double-doubles: Jarell Eddie, 11-26-13 & 11-29-13  
 Tech player had seven consecutive double-doubles: Jeff Allen, 1-25-11, 1-30-11, 2-2-11, 2-5-11, 2-13-11, 2-15-11 & 2-19-11  
 Tech held opponent without a double-figure scorer: 65-47 vs. Miami, ACC Tournament, 3-12-09  
 Tech had five players score in double figures: 75-54, vs. Furman, 11-26-13  
 Tech had six players score in double figures: vs. Wake Forest, 1-15-11  
 Tech did not make a three-point field goal: at Providence, 2-1-03  
 Tech's opponent did not make a three-point field goal: at NC State, 2-10-10  
 Tech did not shoot a free throw in the first half: at Miami, 12-8-13  
 Tech did not shoot a free throw in the second half: vs. Virginia, 12-5-10  
 Tech allowed a triple-double: Iman Shumpert (22 pts., 12 rebs., 11 assists), at Georgia Tech, 1-25-11  
 Tech held an opponent under 10 points in a half: 9 points, vs. Eastern Michigan, 12-22-11  
 Tech held an opponent under 20 points in a half: 17 pts., vs. Furman, 11-26-13  
 Tech had double-figures in blocked shots: 13, 87-82, vs. West Virginia, 11-12-13  
 Tech came back from a double-figure deficit to win: 13 pts. (37-24), at Miami, 12-8-13  
 Tech led by 20-or-more points at half time of a game: 20 pts., 38-18, vs. WCU, 11-15-13

## Beecher Joins the Hall

Former Virginia Tech men's basketball player Bobby Beecher was inducted into the Virginia Tech Sports Hall of Fame on Nov. 5 ... As a senior, Beecher averaged 14.3 points and 7.9 rebounds to finish his Tech career eighth in scoring (1,548 pts.) and sixth in rebounds (797) ... He played in 128 of 129 games as a Hokie, starting 126. Currently, he still ranks third all-time at Tech in blocked shots (170) and stands in the top 10 in career rebounds, field goals made (640) and free-throw percentage (.807). He is 16th all-time in scoring ... Beecher, who was selected in the fourth round of the 1986 NBA Draft by the Sacramento Kings, earned his Tech degree in human services with an emphasis in family and child development ... Beecher was joined in the 2013 Class by MLB pitcher Joe Saunders, softball's Clarisa Crowell, PGA Tour member Johnson Wagner, VT tennis great Jimmy Milley and former NFL player John Engelberger.

## What's Next

The Hokies continue this home stand on Jan. 1, as they host Boston College ... The game will tip-off at noon and will be shown on regional sports networks.

## Freshman Points

Since 1999, Virginia Tech freshmen have scored 20-or-more points in a game 16 times ... Here is a list of the top five performances on that list.

|    |  |
|----|--|
| 29 | A.D. Vassallo at Wake Forest, 1-28-06          |
| 24 | Brian Chase vs. La Salle, 3-1-00               |
| 23 | Brian Chase at Rhode Island, 2-12-00           |
| 22 | Brian Chase vs. Auburn, 12-21-99 (San Juan)    |
| 22 | <b>Ben Emelogu vs. West Virginia, 11-12-13</b> |

## In the Cassell in the ACC

Virginia Tech is 117-43 in Cassell Coliseum as a member of the ACC ... Here is a year-by-year breakdown.

|               | <i>Regular</i> | <i>Post</i> | <i>Overall</i> |
|---------------|----------------|-------------|----------------|
| 2004-05       | 12-3           | 1-0         | 13-3           |
| 2005-06       | 10-7           | 0-0         | 10-7           |
| 2006-07       | 13-2           | 0-0         | 13-2           |
| 2007-08       | 12-2           | 2-1         | 14-3           |
| 2008-09       | 9-5            | 1-1         | 10-6           |
| 2009-10       | 15-1           | 2-1         | 17-2           |
| 2010-11       | 11-3           | 1-1         | 12-4           |
| 2011-12       | 11-7           | ---         | 11-7           |
| 2012-13       | 10-7           | ---         | 10-7           |
| 2013-14       | 7-2            | ---         | 7-2            |
| <b>Totals</b> | <b>110-39</b>  | <b>7-4</b>  | <b>117-43</b>  |

## VT App

Virginia Tech basketball game broadcasts can be heard throughout the mid-Atlantic region on a network of radio stations and on SiriusXM Satellite radio ... Fans can also follow the action of the Virginia Tech IMG Sports Network on their iPhone, Android and BlackBerry devices ... The official mobile application of Virginia Tech athletics, HokiesXtra, offers easy and instant access to up-to-the-minute news, scores, live game play-by-play, stats, schedules and rosters, streaming audio and more.

The free mobile application will include access to the following features:

HEADLINES  
 LIVE GAME SCORING  
 SCHEDULES AND SCORES  
 LIVE SCORING UPDATES  
 PLAY-BY-PLAY COVERAGE  
 PLAYER AND TEAM STATS  
 BOX SCORE  
 ON-DEMAND VIDEO  
 (SUBJECT TO VIDEO AVAILABILITY)  
 ROSTERS  
 IN-APP ALERT SYSTEM  
 SHARING VIA EMAIL AND FACEBOOK



# Head Coach James Johnson



James Johnson is in his second season as Virginia Tech's head men's basketball coach. Johnson's up-tempo style of offense energized the Hokie fan base in his first season and, with a fresh infusion of talent for the 2013-14 season, Tech will see a more pressure-oriented defense.

During Johnson's first season, senior guard Erick Green became the first Hokie ever to be named the Atlantic Coast Conference Player of the Year and to lead the nation in scoring. Johnson and the Hokies defeated No. 15 Oklahoma State in December in Cassell Coliseum, earning the new coach a victory in his first-ever game against a nationally-ranked team.

Just as important, two Hokies, Jarell Eddie and Christian Beyer were named to the All-ACC Academic team. Johnson has renewed a pledge to better involve the program into the daily life of the Virginia Tech campus and the New River Valley community. In the past year, the program became a part of the Christmas Store, Special Olympics and other activities and charities in the area.

No stranger to the Hokie Nation, Johnson spent the previous five seasons on the men's basketball staff at Virginia Tech. He was an assistant coach from 2007-2011 before being promoted to associate head coach prior to last season. He had accepted an assistant coaches' position at Clemson on April

13 of this year, but returns to Blacksburg to take over the reins of the men's basketball program. Director of Athletics Jim Weaver named Johnson to the position on May 1, 2012.

"I am pleased with Coach Johnson's first year as head coach," Weaver said. "He has surrounded himself with an excellent staff who cares about the players and their development in both the classroom and the basketball court."

Johnson joined the Hokies following two seasons as an assistant at George Mason. While at Mason, he focused on organizing the team's defensive efforts in practice and games. The Patriots were a combined 45-23 in his two seasons and advanced to the 2006 NCAA Final Four. Before GMU, Johnson spent two seasons as an assistant coach at Penn State. He was the recruitment coordinator for the Nittany Lions. Prior to Penn State, Johnson had a one-year stint as an assistant at the College of Charleston and he spent two years as an assistant at Elon.

"Virginia Tech and the Hokie Nation have a special place in my heart and I am blessed and excited for the opportunity to become the head basketball coach," Johnson said at the time of his hiring. "I look forward to working with a great group of young men and moving forward with this program."

Johnson, a native of Powhatan, Va.,



***James Johnson is in his second season as the head coach of the Hokies.***



was a four-year player and three-year starter at Ferrum College. A three-time Defensive Player of the Year, he helped guide his team to two conference championships and a berth in the NCAA Division III Tournament. He was also voted his team's Most Valuable Player in 1993. In 2001, Johnson was selected as one of the Top 10 players in Ferrum basketball history. In September of 2009, Johnson was elected into the Ferrum College Athletic Hall of Fame.

After graduating from Ferrum with a bachelor of science in psychology in 1993, he immediately stepped into the coaching ranks at his alma mater and served as an assistant for two seasons. Johnson helped guide the Panthers to a regular-season conference title. In 1995, Johnson moved on to Longwood College as an assistant and then spent one year at Hargrave Military Academy, where he worked with the post-graduate team. In 1997, he began a three-year run as an assistant at Old Dominion. Johnson is a member of the Black Coaches Association (BCA) and the National Association of Basketball Coaches (NABC). In March 2001, Rivals.com named Johnson one of the Top 20 Assistant Coaches at Mid-Major Division I Schools. He was a squad leader in the Army National Guard from 1989-91.

# 2013-14 VIRGINIA TECH

## MEN'S BASKETBALL ROSTER

### Alphabetical Listing

| No. | Name             | POS | HT   | WT  | CL    | HOMETOWN                   | HS/OTHER                                 |
|-----|------------------|-----|------|-----|-------|----------------------------|--|
| 42  | C.J. Barksdale   | F   | 6-8  | 235 | Jr.   | Danville, Va.              | Hargrave Military Academy                |
| 22  | Christian Beyer  | F   | 6-7  | 200 | Jr.   | New Bern, N.C.             | New Bern                                 |
| 14  | Greg Donlon      | F   | 6-8  | 230 | So.   | Midlothian, Va.            | Cosby                                    |
| 31  | Jarell Eddie     | G/F | 6-7  | 220 | Sr.   | Charlotte, N.C.            | The Cannon School                        |
| 15  | Ben Emelogu      | G   | 6-5  | 205 | Fr.   | Grand Prairie, Tex.        | South Grand Prairie                      |
| 25  | Will Johnston    | G   | 6-3  | 185 | Jr.   | Midlothian, Va.            | Midlothian                               |
| 21  | Maurice Kirby    | F   | 6-9  | 235 | Fr.   | Chandler, Ariz.            | Basha                                    |
| 1   | Malik Mueller    | G   | 6-3  | 210 | Fr.   | Ehringen, Germany          | Urspring                                 |
| 4   | Cadarian Raines  | F   | 6-9  | 238 | r-Sr. | Petersburg, Va.            | Petersburg                               |
| 10  | Marquis Rankin   | G   | 6-1  | 170 | Jr.   | Charlotte, N.C.            | Hargrave Military Academy                |
| 3   | Adam Smith       | G   | 6-1  | 170 | r-So. | Jonesboro, Ga.             | Fayette County                           |
| 32  | Trevor Thompson  | F   | 6-11 | 210 | Fr.   | Indianapolis, Ind.         | St. John's Northwestern Military Academy |
| 2   | Joey van Zegeren | F   | 6-10 | 225 | r-So. | Hoogeveen, The Netherlands | Canarias Basketball Academy              |
| 11  | Devin Wilson     | G   | 6-4  | 185 | Fr.   | McKees Rocks, Pa.          | Montour                                  |
| 33  | Marshall Wood    | G/F | 6-8  | 210 | So.   | Rustburg, Va.              | Rustburg                                 |

### Numerical Listing

| No. | Name             | POS | HT   | WT  | CL    | HOMETOWN                   | HS/OTHER                                 |
|-----|------------------|-----|------|-----|-------|----------------------------|--|
| 1   | Malik Mueller    | G   | 6-3  | 210 | Fr.   | Ehringen, Germany          | Urspring                                 |
| 2   | Joey van Zegeren | F   | 6-10 | 225 | r-So. | Hoogeveen, The Netherlands | Canarias Basketball Academy              |
| 3   | Adam Smith       | G   | 6-1  | 170 | r-So. | Jonesboro, Ga.             | Fayette County                           |
| 4   | Cadarian Raines  | F   | 6-9  | 238 | r-Sr. | Petersburg, Va.            | Petersburg                               |
| 10  | Marquis Rankin   | G   | 6-1  | 170 | Jr.   | Charlotte, N.C.            | Hargrave Military Academy                |
| 11  | Devin Wilson     | G   | 6-4  | 185 | Fr.   | McKees Rocks, Pa.          | Montour                                  |
| 14  | Greg Donlon      | F   | 6-8  | 230 | So.   | Midlothian, Va.            | Cosby                                    |
| 15  | Ben Emelogu      | G   | 6-5  | 205 | Fr.   | Grand Prairie, Tex.        | South Grand Prairie                      |
| 21  | Maurice Kirby    | F   | 6-9  | 235 | Fr.   | Chandler, Ariz.            | Basha                                    |
| 22  | Christian Beyer  | F   | 6-7  | 200 | Jr.   | New Bern, N.C.             | New Bern                                 |
| 25  | Will Johnston    | G   | 6-3  | 185 | Jr.   | Midlothian, Va.            | Midlothian                               |
| 31  | Jarell Eddie     | G/F | 6-7  | 220 | Sr.   | Charlotte, N.C.            | The Cannon School                        |
| 32  | Trevor Thompson  | F   | 6-11 | 210 | Fr.   | Indianapolis, Ind.         | St. John's Northwestern Military Academy |
| 33  | Marshall Wood    | G/F | 6-8  | 210 | So.   | Rustburg, Va.              | Rustburg                                 |
| 42  | C.J. Barksdale   | F   | 6-8  | 235 | Jr.   | Danville, Va.              | Hargrave Military Academy                |

### Coaching Staff

**Head Coach:** James Johnson (Ferrum, 1993)

**Assistant Coaches:** Kurt Kanaskie (La Salle, 1980), Andy Moore (Muskingum College, 1992), Ramon Williams (VMI, 1990)

**Director of Men's Basketball Operations:** Rob Harris (Shenandoah, 1991)

**Director of Strength & Conditioning, Basketball Programs:** David Jackson (Virginia Tech, 1997)

(as of 8-8-2013)

# CADARIAN RAINES

R-SENIOR • FORWARD • 6-9 • 238  
PETERSBURG, VA. • PETERSBURG

# #4



## SEASON STATISTICS

## SEASON/CAREER GAME HIGHS

| Opponent                 | Min | FG-A-%    | 3FG-A-%  | FT-A-%    | O-D-T | A | TO | Blk | Stl | Pts |
|--------------------------|-----|-----------|----------|-----------|-------|---|----|-----|-----|-----|
| - USC UPSTATE #          | 26  | 7-10-.700 | 0-0-.000 | 3-4-.750  | 0-4-4 | 1 | 1  | 0   | 1   | 17  |
| - WEST VIRGINIA          | 16  | 1-2-.500  | 0-0-.000 | 2-2-1.000 | 1-3-4 | 0 | 3  | 5   | 0   | 4   |
| - WESTERN CAROLINA #     | 21  | 1-3-.333  | 0-0-.000 | 3-5-.600  | 3-4-7 | 2 | 0  | 0   | 3   | 5   |
| - VMI                    | 21  | 3-3-1.000 | 0-0-.000 | 3-4-.750  | 4-1-5 | 2 | 3  | 2   | 0   | 9   |
| - No. 1 Michigan State # | 12  | 0-5-.000  | 0-0-.000 | 0-0-.000  | 1-1-2 | 0 | 1  | 0   | 0   | 0   |
| - Seton Hall #           | 18  | 2-3-.667  | 0-0-.000 | 0-0-.000  | 1-3-4 | 0 | 2  | 0   | 0   | 4   |
| - FURMAN                 | 3   | 0-0-.000  | 0-0-.000 | 0-0-.000  | 0-1-1 | 0 | 0  | 0   | 0   | 0   |
| RADFORD                  |     | -- DNP -- |          |           |       |   |    |     |     |     |
| WINTHROP                 | 15  | 3-4-.750  | 0-0-.000 | 2-2-1.000 | 2-2-4 | 1 | 0  | 2   | 0   | 8   |
| Miami *                  | 11  | 0-1-.000  | 0-0-.000 | 0-0-.000  | 0-1-1 | 0 | 0  | 0   | 0   | 0   |
| Virginia Commonwealth ^  |     | -- DNP -- |          |           |       |   |    |     |     |     |
| UNCG                     | 7   | 0-0-.000  | 0-0-.000 | 0-2-.000  | 0-1-1 | 0 | 1  | 0   | 0   | 0   |
| MAYLAND-EASTERN SHORE    | 9   | 2-3-.667  | 0-0-.000 | 1-2-.500  | 0-1-1 | 0 | 0  | 0   | 0   | 5   |
| SYRACUSE *               |     |           |          |           |       |   |    |     |     |     |
| BOSTON COLLEGE *         |     |           |          |           |       |   |    |     |     |     |
| CLEMSON *                |     |           |          |           |       |   |    |     |     |     |
| Notre Dame *             |     |           |          |           |       |   |    |     |     |     |
| WAKE FOREST *            |     |           |          |           |       |   |    |     |     |     |
| Virginia *               |     |           |          |           |       |   |    |     |     |     |
| Boston College *         |     |           |          |           |       |   |    |     |     |     |
| MARYLAND *               |     |           |          |           |       |   |    |     |     |     |
| Florida State *          |     |           |          |           |       |   |    |     |     |     |
| Pittsburg *              |     |           |          |           |       |   |    |     |     |     |
| MIAMI *                  |     |           |          |           |       |   |    |     |     |     |
| VIRGINIA *               |     |           |          |           |       |   |    |     |     |     |
| NC STATE *               |     |           |          |           |       |   |    |     |     |     |
| Duke                     |     |           |          |           |       |   |    |     |     |     |
| NORTH CAROLINA *         |     |           |          |           |       |   |    |     |     |     |
| Maryland *               |     |           |          |           |       |   |    |     |     |     |
| Georgia Tech *           |     |           |          |           |       |   |    |     |     |     |

\* - ACC games; # - Coaches vs. Cancer Classic; ^ - Governor's Holiday Hoops Classic.

### POINTS

|        |                             |
|--------|-----------------------------|
| Season | 17 vs USC Upstate (11/9/13) |
| Career | 17 vs USC Upstate (11/9/13) |
| ACC    | 16 at Duke (2/25/12)        |

### MINUTES PLAYED

|        |                               |
|--------|-------------------------------|
| Season | 26 vs. USC Upstate (11/9/13)  |
| Career | 41 at North Carolina (2/2/13) |
| ACC    | 41 at North Carolina (2/2/13) |

### FIELD GOALS MADE

|        |                                      |
|--------|--------------------------------------|
| Season | 7 vs USC Upstate (11/9/13)           |
| Career | 7, 3x, last vs USC Upstate (11/9/13) |
| ACC    | 7 at Duke (2/25/12), vs MD (2/7/13)  |

### FIELD GOAL ATTEMPTS

|        |                             |
|--------|-----------------------------|
| Season | 10 vs USC Upstate (11/9/13) |
| Career | 13 vs Maryland (2/7/13)     |
| ACC    | 13 vs Maryland (2/7/13)     |

### 3-PT FIELD GOALS MADE

|        |     |
|--------|-----|
| Season | N/A |
| Career | N/A |
| ACC    | N/A |

### 3-PT FIELD GOAL ATTEMPTS

|        |     |
|--------|-----|
| Season | N/A |
| Career | N/A |
| ACC    | N/A |

### FREE THROWS MADE

|        |                                       |
|--------|---------------------------------------|
| Season | 3, 3x, last vs VMI (11/18/13)         |
| Career | 5 vs GT (2/18/12), vs Iowa (11/27/12) |
| ACC    | 5 vs Georgia Tech (2/18/12)           |

### FREE THROW ATTEMPTS

|        |                                   |
|--------|-----------------------------------|
| Season | 5 vs. Western Carolina (11/15/13) |
| Career | 8 vs Georgia Tech (2/18/12)       |
| ACC    | 8 vs Georgia Tech (2/18/12)       |

### REBOUNDS

|        |                                    |
|--------|------------------------------------|
| Season | 7 vs. Western Carolina (11/15/13)  |
| Career | 13 at MD (1/5/13), vs WF (1/19/13) |
| ACC    | 13 at MD (1/5/13), vs WF (1/19/13) |

### ASSISTS

|        |  |
|--------|--|
| Season | 2 vs WCU (11/15/13), vs VMI (11/18/13) |
| Career | 3 vs Wake Forest (1/19/13)             |
| ACC    | 3 vs Wake Forest (1/19/13)             |

### BLOCKS

|        |                                    |
|--------|------------------------------------|
| Season | 5 vs West Virginia (11/12/13)      |
| Career | 5, 3x, vs West Virginia (11/12/13) |
| ACC    | 5 vs Maryland (2/7/13)             |

### STEALS

|        |  |
|--------|--|
| Season | 3 vs. Western Carolina (11/15/13)      |
| Career | 3 at URI (12/7/11), vs. WCU (11/15/13) |
| ACC    | 2, 3x, last vs Miami (1/30/13)         |



## 2013-2014 NOTES

Has played in 11 games, making seven starts ... Scored a career-high 17 points in the season opener against USC Upstate ... Matched a career high with five blocks in the win over West Virginia ... Had three steals and seven rebounds against Western Carolina ... Scored nine points and grabbed nine rebounds against VMI ... Scored four points and grabbed four rebounds against Seton Hall ... Put up eight points in 15 minutes of action against Winthrop ... Scored five points against UMES.

## CAREER STATISTICS


| Year          | GP-GS         | Min-Avg.         | FGM-FGA-Pct.        | 3FG-FGA-Pct.    | FTM-FTA-Pct.       | Off.-Def.      | Reb-Avg.       | A-TO         | Blk       | Stl       | TP-Avg.        |
|---------------|---------------|------------------|---------------------|-----------------|--------------------|----------------|----------------|--------------|-----------|-----------|----------------|
| 09-10         | 21-0          | 165-7.9          | 12-34-.353          | 0-0-.000        | 7-14-.500          | 20-17          | 37-1.8         | 3-6          | 16        | 4         | 31-1.5         |
| 10-11         | 4-0           | 21-5.3           | 1-4-.250            | 0-0-.000        | 0-0-.000           | 1-1            | 2-0.5          | 0-0          | 1         | 0         | 2-0.5          |
| 11-12         | 33-9          | 620-18.8         | 83-161-.516         | 0-0-.000        | 29-56-.518         | 63-67          | 130-3.9        | 13-25        | 25        | 23        | 195-5.9        |
| 12-13         | 32-30         | 790-24.7         | 94-195-.482         | 0-0-.000        | 23-53-.434         | 88-116         | 204-6.4        | 18-36        | 34        | 13        | 211-6.6        |
| 13-14         | 11-7          | 159-14.5         | 19-34-.559          | 0-0-.000        | 14-21-.667         | 12-22          | 34-3.1         | 6-11         | 9         | 4         | 52-4.7         |
| <b>Career</b> | <b>101-46</b> | <b>1755-17.4</b> | <b>209-428-.488</b> | <b>0-0-.000</b> | <b>73-144-.507</b> | <b>184-223</b> | <b>407-4.0</b> | <b>40-78</b> | <b>85</b> | <b>44</b> | <b>491-4.9</b> |



# JARELL EDDIE

SENIOR • FORWARD • 6-7 • 209  
CHARLOTTE, N.C. • THE CANNON SCHOOL

# #31



## SEASON STATISTICS

## SEASON/CAREER GAME HIGHS

| Opponent                 | Min | FG-A-%     | 3FG-A-%   | FT-A-%    | O-D-T   | A | TO | Blk | Stl | Pts |
|--------------------------|-----|------------|-----------|-----------|---------|---|----|-----|-----|-----|
| -USC UPSTATE #           | 35  | 6-21-.286  | 2-9-.222  | 4-5-.800  | 0-7-7   | 1 | 2  | 0   | 1   | 18  |
| -WEST VIRGINIA           | 23  | 3-8-.375   | 0-1-.000  | 4-5-.800  | 1-2-3   | 1 | 3  | 0   | 0   | 10  |
| -WESTERN CAROLINA #      | 29  | 6-10-.600  | 3-5-.600  | 2-3-.667  | 1-5-6   | 0 | 0  | 1   | 0   | 17  |
| -VMI                     | 33  | 7-12-.583  | 5-5-1.000 | 2-2-1.000 | 2-5-7   | 1 | 2  | 0   | 0   | 21  |
| -No. 1 Michigan State #  | 24  | 7-12-.583  | 6-9-.667  | 3-3-1.000 | 0-1-1   | 0 | 0  | 0   | 0   | 23  |
| -Seton Hall #            | 37  | 6-19-.314  | 3-8-.375  | 4-5-.800  | 1-10-11 | 4 | 2  | 4   | 1   | 19  |
| -FURMAN                  | 33  | 6-15-.400  | 2-9-.222  | 0-0-.000  | 3-7-10  | 2 | 0  | 1   | 0   | 14  |
| -RADFORD                 | 34  | 5-14-.357  | 2-4-.500  | 1-1-1.000 | 1-9-10  | 2 | 2  | 1   | 0   | 13  |
| -WINTHROP                | 37  | 13-18-.722 | 6-8-.750  | 2-2-1.000 | 1-6-7   | 2 | 2  | 0   | 1   | 34  |
| -Miami *                 | 43  | 9-23-.391  | 6-14-.267 | 0-0-.000  | 1-7-8   | 0 | 2  | 0   | 2   | 24  |
| -Virginia Commonwealth ^ | 32  | 4-10-.400  | 4-7-.571  | 0-4-.000  | 1-0-1   | 4 | 5  | 0   | 0   | 12  |
| -UNCG                    | 37  | 1-12-.083  | 0-4-.000  | 2-2-1.000 | 1-1-2   | 2 | 3  | 0   | 0   | 4   |
| -MAYLAND-EASTERN SHORE   | 31  | 5-11-.455  | 3-6-.500  | 4-4-1.000 | 1-8-9   | 1 | 1  | 1   | 0   | 17  |
| SYRACUSE *               |     |            |           |           |         |   |    |     |     |     |
| BOSTON COLLEGE *         |     |            |           |           |         |   |    |     |     |     |
| CLEMSON *                |     |            |           |           |         |   |    |     |     |     |
| Notre Dame *             |     |            |           |           |         |   |    |     |     |     |
| WAKE FOREST *            |     |            |           |           |         |   |    |     |     |     |
| Virginia *               |     |            |           |           |         |   |    |     |     |     |
| Boston College *         |     |            |           |           |         |   |    |     |     |     |
| MARYLAND *               |     |            |           |           |         |   |    |     |     |     |
| Florida State *          |     |            |           |           |         |   |    |     |     |     |
| Pittsburg *              |     |            |           |           |         |   |    |     |     |     |
| MIAMI *                  |     |            |           |           |         |   |    |     |     |     |
| VIRGINIA *               |     |            |           |           |         |   |    |     |     |     |
| NC STATE *               |     |            |           |           |         |   |    |     |     |     |
| Duke                     |     |            |           |           |         |   |    |     |     |     |
| NORTH CAROLINA *         |     |            |           |           |         |   |    |     |     |     |
| Maryland *               |     |            |           |           |         |   |    |     |     |     |
| Georgia Tech *           |     |            |           |           |         |   |    |     |     |     |

\*- ACC games; # - Coaches vs. Cancer Classic; ^ - Governor's Holiday Hoops Classic.

### POINTS

|        |                          |
|--------|--------------------------|
| Season | 34 vs Winthrop (12/3/13) |
| Career | 34 vs Winthrop (12/3/13) |
| ACC    | 24 at Miami (12/8/13)    |

### MINUTES PLAYED

|        |                       |
|--------|-----------------------|
| Season | 43 at Miami (12/8/13) |
| Career | 43 at Miami (12/8/13) |
| ACC    | 43 at Miami (12/8/13) |

### FIELD GOALS MADE

|        |   |
|--------|---|
| Season | 13 vs Winthrop (12/3/13)                    |
| Career | 13 vs Winthrop (12/3/13)                    |
| ACC    | 9 vs NC State (3/14/13), at Miami (12/8/13) |

### FIELD GOAL ATTEMPTS

|        |                       |
|--------|-----------------------|
| Season | 23 at Miami (12/8/13) |
| Career | 23 at Miami (12/8/13) |
| ACC    | 23 at Miami (12/8/13) |

### 3-PT FIELD GOALS MADE

|        |                                |
|--------|--------------------------------|
| Season | 6, 3x, last at Miami (12/8/13) |
| Career | 6, 3x, last at Miami (12/8/13) |
| ACC    | 6 at Miami (12/8/13)           |

### 3-PT FIELD GOAL ATTEMPTS

|        |                       |
|--------|-----------------------|
| Season | 14 at Miami (12/8/13) |
| Career | 14 at Miami (12/8/13) |
| ACC    | 14 at Miami (12/8/13) |

### FREE THROWS MADE

|        |                                |
|--------|--------------------------------|
| Season | 4, 4x, last vs UMES (12/31/13) |
| Career | 9 at UNCG (11/19/12)           |
| ACC    | 7 at Clemson (1/27/13)         |

### FREE THROW ATTEMPTS

|        |                                      |
|--------|--------------------------------------|
| Season | 5, 3x, last vs Seton Hall (11/23/13) |
| Career | 10 at UNCG (11/19/12)                |
| ACC    | 8 at Clemson (1/27/13)               |

### REBOUNDS

|        |                             |
|--------|-----------------------------|
| Season | 11 vs Seton Hall (11/23/13) |
| Career | 14 vs BYU (1/25/12)         |
| ACC    | 10 at Virginia (1/22/12)    |

### ASSISTS

|        |  |
|--------|--|
| Season | 4 vs SHU (11/23/13), vs VCU (12/21/13)     |
| Career | 5 vs Syracuse (11/23/11), vs BYU (1/25/12) |
| ACC    | 4 vs Georgia Tech (2/18/12)                |

### BLOCKS

|        |                            |
|--------|----------------------------|
| Season | 4 vs Seton Hall (11/23/13) |
| Career | 4 vs Seton Hall (11/23/13) |
| ACC    | 3 vs Georgia Tech (2/9/13) |

### STEALS

|        |                                |
|--------|--------------------------------|
| Season | 2 at Miami (12/8/13)           |
| Career | 3 vs Iowa (11/27/12)           |
| ACC    | 2, 3x, last at Miami (12/8/13) |



## 2013-2014 NOTES

Has started all 13 games ... Led the team with 18 points, also grabbing seven boards against USC Upstate ... Scored 10 points in the win over West Virginia ... Scored 17 points and brought down six rebounds against Western Carolina ... Was a perfect 5-for-5 from three-point range, finishing the game against VMI with 21 points and seven rebounds ... Made six threes enroute to a 23-point night against Michigan State ... Posted his first double-double of the season grabbing 11 rebounds and scoring 19 points, while also adding four assists and four blocks against Seton Hall ... Made it back-to-back double-doubles with 14 points and 10 boards against Furman ... Recorded 13 points and 10 rebounds in the win over Radford ... Scored 17 straight points in the first half, enroute to a 34-point performance against Winthrop ... Scored Tech's final 11 points of regulation to force overtime in Miami, finishing the game with 24 points and eight rebounds ... Earned ACC Player of the Week honors for his play at Miami ... Scored 12 points and added four assists against VCU ... Scored 17 points and grabbed nine rebounds in the win over UMES.

## CAREER STATISTICS

| Year          | GP-GS         | Min-Avg.         | FGM-FGA-Pct.        | 3FG-FGA-Pct.        | FTM-FTA-Pct.        | Off.-Def.     | Reb-Avg.       | A-TO           | Blk       | Stl       | TP-Avg.        |
|---------------|---------------|------------------|---------------------|---------------------|---------------------|---------------|----------------|----------------|-----------|-----------|----------------|
| 10-11         | 27-0          | 295-10.9         | 25-68-.368          | 7-32-.219           | 22-32-.688          | 18-41         | 59-2.2         | 13-17          | 9         | 4         | 79-2.9         |
| 11-12         | 31-30         | 853-27.5         | 91-209-.435         | 52-116-.448         | 55-64-.859          | 17-140        | 157-5.1        | 44-45          | 14        | 16        | 289-9.3        |
| 12-13         | 32-28         | 970-30.3         | 131-331-.396        | 51-159-.321         | 80-95-.842          | 34-144        | 178-5.6        | 42-66          | 24        | 11        | 393-12.3       |
| 13-14         | 13-13         | 428-32.9         | 78-185-.422         | 42-89-.472          | 28-36-.778          | 14-68         | 82-6.3         | 20-24          | 8         | 5         | 226-17.4       |
| <b>Career</b> | <b>105-73</b> | <b>2593-24.7</b> | <b>327-803-.407</b> | <b>154-402-.383</b> | <b>189-231-.818</b> | <b>83-395</b> | <b>478-4.6</b> | <b>121-154</b> | <b>55</b> | <b>37</b> | <b>997-9.5</b> |

# C.J. BARKSDALE

JUNIOR • FORWARD • 6-8 • 232  
DANVILLE, VA. • HARGRAVE MIL. ACAD.

# #42



## SEASON STATISTICS

## SEASON/CAREER GAME HIGHS

| Opponent                | Min | FG-A-%    | 3FG-A-%   | FT-A-%    | O-D-T  | A | TO | Blk | Stl | Pts |
|-------------------------|-----|-----------|-----------|-----------|--------|---|----|-----|-----|-----|
| USC UPSTATE #           |     | -- DNP -- |           |           |        |   |    |     |     |     |
| WEST VIRGINIA           |     | -- DNP -- |           |           |        |   |    |     |     |     |
| WESTERN CAROLINA #      |     | -- DNP -- |           |           |        |   |    |     |     |     |
| VMI                     | 26  | 7-12-.583 | 0-1-.000  | 2-2-1.000 | 1-5-6  | 3 | 2  | 1   | 0   | 16  |
| No. 1 Michigan State #  | 21  | 2-5-.200  | 0-0-.000  | 4-4-1.000 | 3-4-7  | 0 | 0  | 1   | 0   | 8   |
| -Seton Hall #           | 30  | 3-6-.500  | 0-1-.000  | 3-4-.750  | 1-4-5  | 0 | 2  | 1   | 1   | 9   |
| -FURMAN                 | 24  | 4-11-.364 | 0-1-.000  | 1-1-1.000 | 3-3-6  | 1 | 2  | 1   | 0   | 9   |
| -RADFORD                | 26  | 5-10-.500 | 0-1-.000  | 4-4-1.000 | 5-5-10 | 1 | 0  | 2   | 1   | 14  |
| -WINTHROP               | 30  | 4-7-.571  | 1-3-.333  | 4-5-.800  | 0-6-6  | 1 | 2  | 2   | 0   | 13  |
| Miami *                 |     | --DNP--   |           |           |        |   |    |     |     |     |
| Virginia Commonwealth ^ | 7   | 1-1-1.000 | 0-0-.000  | 0-0-.000  | 1-0-1  | 0 | 0  | 0   | 1   | 2   |
| UNCG                    | 6   | 0-0-.000  | 0-0-.000  | 0-0-.000  | 0-1-1  | 0 | 2  | 0   | 0   | 0   |
| MAYLAND-EASTERN SHORE   | 17  | 3-6-.500  | 1-1-1.000 | 2-2-1.000 | 4-2-6  | 2 | 1  | 0   | 0   | 9   |
| SYRACUSE *              |     |           |           |           |        |   |    |     |     |     |
| BOSTON COLLEGE *        |     |           |           |           |        |   |    |     |     |     |
| CLEMSON *               |     |           |           |           |        |   |    |     |     |     |
| Notre Dame *            |     |           |           |           |        |   |    |     |     |     |
| WAKE FOREST *           |     |           |           |           |        |   |    |     |     |     |
| Virginia *              |     |           |           |           |        |   |    |     |     |     |
| Boston College *        |     |           |           |           |        |   |    |     |     |     |
| MARYLAND *              |     |           |           |           |        |   |    |     |     |     |
| Florida State *         |     |           |           |           |        |   |    |     |     |     |
| Pittsburg *             |     |           |           |           |        |   |    |     |     |     |
| MIAMI *                 |     |           |           |           |        |   |    |     |     |     |
| VIRGINIA *              |     |           |           |           |        |   |    |     |     |     |
| NC STATE *              |     |           |           |           |        |   |    |     |     |     |
| Duke                    |     |           |           |           |        |   |    |     |     |     |
| NORTH CAROLINA *        |     |           |           |           |        |   |    |     |     |     |
| Maryland *              |     |           |           |           |        |   |    |     |     |     |
| Georgia Tech *          |     |           |           |           |        |   |    |     |     |     |

### POINTS

|        |                               |
|--------|-------------------------------|
| Season | 16 vs VMI (11/18/13)          |
| Career | 17 vs Florida State (2/24/13) |
| ACC    | 17 vs Florida State (2/24/13) |

### MINUTES PLAYED

|        |   |
|--------|---|
| Season | 30 vs SHU(11/23), vs Winthrop (12/3/13) |
| Career | 34 vs GSU (12/15/12)                    |
| ACC    | 33 at Georgia Tech (1/12/13)            |

### FIELD GOALS MADE

|        |   |
|--------|---|
| Season | 7 vs VMI (11/18/13)                     |
| Career | 7 vs VMI (11/18/13)                     |
| ACC    | 6 vs Duke (2/21/13), at Miami (2/27/13) |

### FIELD GOAL ATTEMPTS

|        |                      |
|--------|----------------------|
| Season | 12 vs VMI (11/18/13) |
| Career | 12 vs VMI (11/18/13) |
| ACC    | 9 at Miami (2/27/13) |

### 3-PT FIELD GOALS MADE

|        |  |
|--------|--|
| Season | 1 vs Winthrop (12/3), vs UMES (12/31/13) |
| Career | 1 vs Winthrop (12/3), vs UMES (12/31/13) |
| ACC    | N/A                                      |

### 3-PT FIELD GOAL ATTEMPTS

|        |                         |
|--------|-------------------------|
| Season | 3 vs Winthrop (12/3/13) |
| Career | 3 vs Winthrop (12/3/13) |
| ACC    | N/A                     |

### FREE THROWS MADE

|        |                                   |
|--------|-----------------------------------|
| Season | 4, 3x, last vs Winthrop (12/3/13) |
| Career | 9 vs Florida State (2/24/13)      |
| ACC    | 9 vs Florida State (2/24/13)      |

### FREE THROW ATTEMPTS

|        |                               |
|--------|-------------------------------|
| Season | 5 vs Winthrop (12/3/13)       |
| Career | 11 vs Florida State (2/24/13) |
| ACC    | 11 vs Florida State (2/24/13) |

### REBOUNDS

|        |                                    |
|--------|------------------------------------|
| Season | 10 vs Radford (11/29/13)           |
| Career | 10, 3x, last vs Radford (11/29/13) |
| ACC    | 10 at Georgia Tech (1/12/13)       |

### ASSISTS

|        |                                   |
|--------|-----------------------------------|
| Season | 3 vs VMI (11/18/13)               |
| Career | 3 vs VMI (11/18/13)               |
| ACC    | 2, 3x, last vs NC State (3/14/13) |

### BLOCKS

|        |  |
|--------|--|
| Season | 2 vs RU (11/29), vs Winthrop (12/3/13) |
| Career | 3 at WVU (12/8/12)                     |
| ACC    | 1, 6x, last vs NC State (3/14/13)      |

### STEALS

|        |                                    |
|--------|------------------------------------|
| Season | 1, 3x, last vs VCU (12/21/13)      |
| Career | 2, 4x, last vs Clemson (3/2/13)    |
| ACC    | 2 vs FSU (1/10/12), vs CU (3/2/13) |



## 2013-2014 NOTES

Has played in eight games, making four starts ... Missed the first three games of the season due to suspension ... Scored 16 points and grabbed six rebounds in his season debut against VMI ... Brought down seven rebounds and scored eight points against Michigan State ... Scored nine points and grabbed five rebounds against Seton Hall ... Grabbed six rebounds and scored nine points against Furman ... Earned his first double-double of the season scoring 14 points and adding 10 rebounds in the win over Radford ... Totaled six rebounds and 13 points against Winthrop ... Missed the game at Miami due to a sprained knee ... Saw action early against VCU but suffered a sprained left ankle in the first half and did not return ... Put up nine points and six rebounds against UMES.

## CAREER STATISTICS

| Year          | GP-GS        | Min-Avg.         | FGM-FGA-Pct.        | 3FG-FGA-Pct.    | FTM-FTA-Pct.       | Off.-Def.      | Reb-Avg.       | A-TO         | Blk       | Stl       | TP-Avg.        |
|---------------|--------------|------------------|---------------------|-----------------|--------------------|----------------|----------------|--------------|-----------|-----------|----------------|
| 11-12         | 32-1         | 379-11.8         | 30-72-.417          | 0-0-.000        | 27-36-.750         | 39-47          | 86-2.7         | 9-14         | 8         | 8         | 87-2.7         |
| 12-13         | 31-30        | 667-21.5         | 69-132-.523         | 0-0-.000        | 37-48-.771         | 45-101         | 146-4.7        | 19-27        | 16        | 12        | 175-5.6        |
| 13-14         | 9-4          | 187-20.8         | 29-58-.500          | 2-8-.250        | 20-22-.909         | 18-30          | 48-5.3         | 8-11         | 8         | 3         | 80-8.9         |
| <b>Career</b> | <b>72-35</b> | <b>1233-17.1</b> | <b>128-262-.489</b> | <b>2-8-.250</b> | <b>84-106-.792</b> | <b>102-178</b> | <b>280-3.9</b> | <b>36-52</b> | <b>32</b> | <b>23</b> | <b>342-4.8</b> |

# CHRISTIAN BEYER

JUNIOR • FORWARD • 6-7 • 200  
NEW BERN, N.C. • NEW BERN

# #22



## SEASON STATISTICS

| Opponent                | Min | FG-A-%    | 3FG-A-%   | FT-A-%   | O-D-T | A | TO | Blk | Stl | Pts |
|-------------------------|-----|-----------|-----------|----------|-------|---|----|-----|-----|-----|
| USC UPSTATE #           | 11  | 0-0-.000  | 0-0-.000  | 0-2-.000 | 2-2-4 | 1 | 1  | 0   | 0   | 0   |
| WEST VIRGINIA           | 13  | 1-1-1.000 | 0-0-.000  | 1-2-.500 | 1-4-5 | 0 | 0  | 0   | 0   | 3   |
| WESTERN CAROLINA #      | 2   | 0-0-.000  | 0-0-.000  | 0-0-.000 | 0-0-0 | 0 | 0  | 0   | 0   | 0   |
| VMI                     |     | --DNP--   |           |          |       |   |    |     |     |     |
| No. 1 Michigan State #  | 11  | 1-2-.500  | 1-2-.500  | 0-0-.000 | 1-1-2 | 0 | 0  | 0   | 0   | 3   |
| Seton Hall #            |     | --DNP--   |           |          |       |   |    |     |     |     |
| FURMAN                  | 2   | 0-0-.000  | 0-0-.000  | 0-0-.000 | 0-0-0 | 0 | 0  | 0   | 0   | 0   |
| RADFORD                 | 2   | 0-0-.000  | 0-0-.000  | 0-0-.000 | 0-0-0 | 0 | 0  | 0   | 0   | 0   |
| WINTHROP                | 8   | 0-0-.000  | 0-0-.000  | 0-0-.000 | 0-1-1 | 1 | 3  | 0   | 1   | 0   |
| Miami *                 | 4   | 0-1-.000  | 0-0-.000  | 0-0-.000 | 0-1-1 | 0 | 0  | 1   | 0   | 0   |
| Virginia Commonwealth ^ | 16  | 1-3-.333  | 0-1-.000  | 0-0-.000 | 3-5-8 | 0 | 2  | 0   | 0   | 2   |
| UNCG                    | 1   | 0-0-.000  | 0-0-.000  | 0-0-.000 | 0-0-0 | 0 | 0  | 0   | 0   | 0   |
| MAYLAND-EASTERN SHORE   | 13  | 2-2-1.000 | 1-1-1.000 | 0-0-.000 | 0-4-4 | 2 | 0  | 0   | 0   | 5   |
| SYRACUSE *              |     |           |           |          |       |   |    |     |     |     |
| BOSTON COLLEGE *        |     |           |           |          |       |   |    |     |     |     |
| CLEMSON *               |     |           |           |          |       |   |    |     |     |     |
| Notre Dame *            |     |           |           |          |       |   |    |     |     |     |
| WAKE FOREST *           |     |           |           |          |       |   |    |     |     |     |
| Virginia *              |     |           |           |          |       |   |    |     |     |     |
| Boston College *        |     |           |           |          |       |   |    |     |     |     |
| MARYLAND *              |     |           |           |          |       |   |    |     |     |     |
| Florida State *         |     |           |           |          |       |   |    |     |     |     |
| Pittsburg *             |     |           |           |          |       |   |    |     |     |     |
| MIAMI *                 |     |           |           |          |       |   |    |     |     |     |
| VIRGINIA *              |     |           |           |          |       |   |    |     |     |     |
| NC STATE *              |     |           |           |          |       |   |    |     |     |     |
| Duke                    |     |           |           |          |       |   |    |     |     |     |
| NORTH CAROLINA *        |     |           |           |          |       |   |    |     |     |     |
| Maryland *              |     |           |           |          |       |   |    |     |     |     |
| Georgia Tech *          |     |           |           |          |       |   |    |     |     |     |

\*- ACC games; # - Coaches vs. Cancer Classic; ^ - Governor's Holiday Hoops Classic.

## 2013-2014 NOTES

Has played in 11 games ... Saw 11 minutes of action, grabbing four rebounds in the opener against USC Upstate ... Scored three points and brought down five rebounds in the win over West Virginia ... Grabbed two rebounds and scored three points against Michigan State ... Had an assist, rebound and a steal against Winthrop ... Grabbed eight rebounds in 16 minutes against VCU ... Scored five points and added four rebounds against UMES.

## SEASON/CAREER GAME HIGHS

### POINTS

|        |  |
|--------|--|
| Season | 5 vs UMES (12/31/13)                   |
| Career | 9 vs BYU (12/19/12)                    |
| ACC    | 6 at Maryland (1/7/13), vs BC (1/9/13) |

### MINUTES PLAYED

|        |                               |
|--------|-------------------------------|
| Season | 16 vs VCU (12/21/13)          |
| Career | 27 vs Bradley (12/22/12)      |
| ACC    | 22 vs Boston College (1/9/13) |

### FIELD GOALS MADE

|        |                        |
|--------|------------------------|
| Season | 2 vs UMES (12/31/13)   |
| Career | 4 vs BYU (12/19/12)    |
| ACC    | 3 at Maryland (1/7/13) |

### FIELD GOAL ATTEMPTS

|        |                        |
|--------|------------------------|
| Season | 3 vs VCU (12/21/13)    |
| Career | 6 vs BYU (12/19/13)    |
| ACC    | 5 at Maryland (1/7/13) |

### 3-PT FIELD GOALS MADE

|        |   |
|--------|---|
| Season | 1 vs MSU (11/22/13), vs UMES (12/31/13) |
| Career | 1, 3x, last vs UMES (12/31/13)          |
| ACC    | 1 at Clemson (1/27/13)                  |

### 3-PT FIELD GOAL ATTEMPTS

|        |                                |
|--------|--------------------------------|
| Season | 2 vs Michigan State (11/22/13) |
| Career | 3 vs MVSU (12/10/12)           |
| ACC    | 1, 5x, last at Miami (2/27/13) |

### FREE THROWS MADE

|        |                               |
|--------|-------------------------------|
| Season | 1 vs West Virginia (11/12/13) |
| Career | 3 vs Bradley (12/22/12)       |
| ACC    | 2 vs Boston College (1/9/13)  |

### FREE THROW ATTEMPTS

|        |   |
|--------|---|
| Season | 2 vs USC Upstate (11/9), vs WVU (11/12) |
| Career | 4 vs Bradley (12/22/12)                 |
| ACC    | 2, 4x, last at Wake Forest (3/10/13)    |

### REBOUNDS

|        |                              |
|--------|------------------------------|
| Season | 8 vs VCU (12/21/13)          |
| Career | 11 vs BYU (12/19/12)         |
| ACC    | 8 vs Boston College (1/9/13) |

### ASSISTS

|        |                                |
|--------|--------------------------------|
| Season | 2 vs UMES (12/31/13)           |
| Career | 2, 3x, last vs UMES (12/31/13) |
| ACC    | 2 vs Boston College (1/9/13)   |

### BLOCKS

|        |                                       |
|--------|---------------------------------------|
| Season | 1 at Miami (12/8/13)                  |
| Career | 1, 4x, last at Miami (12/8/13)        |
| ACC    | 1 vs WF (1/19/13), at Miami (12/8/13) |

### STEALS

|        |                         |
|--------|-------------------------|
| Season | 1 vs Winthrop (12/3/13) |
| Career | 2 vs Bradley (12/22/12) |
| ACC    | 2 at Maryland (1/7/13)  |



## CAREER STATISTICS


| Year          | GP-GS       | Min-Avg.       | FGM-FGA-Pct.      | 3FG-FGA-Pct.     | FTM-FTA-Pct.      | Off.-Def.    | Reb-Avg.      | A-TO        | Blk      | Stl      | TP-Avg.       |
|---------------|-------------|----------------|-------------------|------------------|-------------------|--------------|---------------|-------------|----------|----------|---------------|
| 12-13         | 25-0        | 410-16.4       | 27-89-.303        | 13-55-.236       | 23-36-.639        | 24-71        | 95-3.8        | 13-22       | 10       | 3        | 90-3.6        |
| 13-14         | 11-0        | 83-7.5         | 5-9-.556          | 2-4-.500         | 1-4-.250          | 7-18         | 25-2.3        | 4-6         | 1        | 1        | 13-1.2        |
| <b>Career</b> | <b>34-0</b> | <b>301-8.9</b> | <b>20-46-.435</b> | <b>3-13-.231</b> | <b>12-20-.600</b> | <b>30-60</b> | <b>90-2.6</b> | <b>9-16</b> | <b>4</b> | <b>5</b> | <b>55-1.6</b> |



# WILL JOHNSTON

JUNIOR • GUARD • 6-3 • 185  
MIDLOTHIAN, VA. • MIDLOTHIAN

# #25



## SEASON STATISTICS

## SEASON/CAREER GAME HIGHS

| Opponent                | Min | FG-A-%    | 3FG-A-%   | FT-A-%    | O-D-T | A | TO | Blk | Stl | Pts |
|-------------------------|-----|-----------|-----------|-----------|-------|---|----|-----|-----|-----|
| USC UPSTATE #           | 11  | 2-2-1.000 | 2-2-1.000 | 0-0-0.000 | 0-0-0 | 0 | 0  | 0   | 0   | 6   |
| WEST VIRGINIA           | 3   | 0-0-0.000 | 0-0-0.000 | 0-0-0.000 | 0-0-0 | 0 | 0  | 0   | 0   | 0   |
| WESTERN CAROLINA #      | 3   | 0-0-0.000 | 0-0-0.000 | 0-0-0.000 | 0-0-0 | 0 | 0  | 0   | 0   | 0   |
| VMI                     | 4   | 0-0-0.000 | 0-0-0.000 | 2-2-1.000 | 0-1-1 | 0 | 1  | 0   | 0   | 2   |
| No. 1 Michigan State #  | 12  | 1-3-.333  | 1-3-.000  | 1-2-.500  | 1-2-3 | 1 | 0  | 0   | 0   | 4   |
| Seton Hall #            |     | --DNP--   |           |           |       |   |    |     |     |     |
| FURMAN                  | 26  | 4-6-.667  | 4-6-.667  | 0-0-0     | 1-4-5 | 1 | 0  | 0   | 1   | 12  |
| RADFORD                 | 22  | 1-2-.500  | 1-1-1.000 | 1-2-.500  | 0-1-1 | 0 | 0  | 0   | 0   | 4   |
| -WINTHROP               | 30  | 1-7-.143  | 1-7-.143  | 0-0-0.000 | 0-0-0 | 1 | 0  | 0   | 0   | 3   |
| -Miami *                | 3   | 0-1-0.000 | 0-1-0.000 | 0-0-0.000 | 0-2-2 | 0 | 0  | 0   | 0   | 0   |
| Virginia Commonwealth ^ | 15  | 1-2-.500  | 1-2-.500  | 0-0-0.000 | 0-1-1 | 0 | 0  | 0   | 0   | 3   |
| UNCG                    | 16  | 0-1-0.000 | 0-1-0.000 | 1-2-.500  | 0-2-2 | 0 | 2  | 0   | 0   | 1   |
| MAYLAND-EASTERN SHORE   | 25  | 3-6-.500  | 2-5-.400  | 1-2-.500  | 0-4-4 | 1 | 0  | 0   | 1   | 9   |
| SYRACUSE *              |     |           |           |           |       |   |    |     |     |     |
| BOSTON COLLEGE *        |     |           |           |           |       |   |    |     |     |     |
| CLEMSON *               |     |           |           |           |       |   |    |     |     |     |
| Notre Dame *            |     |           |           |           |       |   |    |     |     |     |
| WAKE FOREST *           |     |           |           |           |       |   |    |     |     |     |
| Virginia *              |     |           |           |           |       |   |    |     |     |     |
| Boston College *        |     |           |           |           |       |   |    |     |     |     |
| MARYLAND *              |     |           |           |           |       |   |    |     |     |     |
| Florida State *         |     |           |           |           |       |   |    |     |     |     |
| Pittsburg *             |     |           |           |           |       |   |    |     |     |     |
| MIAMI *                 |     |           |           |           |       |   |    |     |     |     |
| VIRGINIA *              |     |           |           |           |       |   |    |     |     |     |
| NC STATE *              |     |           |           |           |       |   |    |     |     |     |
| Duke                    |     |           |           |           |       |   |    |     |     |     |
| NORTH CAROLINA *        |     |           |           |           |       |   |    |     |     |     |
| Maryland *              |     |           |           |           |       |   |    |     |     |     |
| Georgia Tech *          |     |           |           |           |       |   |    |     |     |     |

### POINTS

|        |                              |
|--------|------------------------------|
| Season | 12 vs Furman (11/26/13)      |
| Career | 12 vs Furman (11/26/13)      |
| ACC    | 5 vs Boston College (1/9/13) |

### MINUTES PLAYED

|        |                          |
|--------|--------------------------|
| Season | 30 vs Winthrop (12/3/13) |
| Career | 30 vs Winthrop (12/3/13) |
| ACC    | 28 at Virginia (2/12/13) |

### FIELD GOALS MADE

|        |   |
|--------|---|
| Season | 4 vs Furman (11/26/13)                  |
| Career | 4 vs Furman (11/26/13)                  |
| ACC    | 2 vs BC (1/9/13), at NC State (2/16/13) |

### FIELD GOAL ATTEMPTS

|        |                         |
|--------|-------------------------|
| Season | 7 vs Winthrop (12/3/13) |
| Career | 7 vs Winthrop (12/3/13) |
| ACC    | 4 at NC State (2/16/13) |

### 3-PT FIELD GOALS MADE

|        |   |
|--------|---|
| Season | 4 vs Furman (11/26/13)                  |
| Career | 4 vs Furman (11/26/13)                  |
| ACC    | 2 vs GT (2/9/13), at NC State (2/16/13) |

### 3-PT FIELD GOAL ATTEMPTS

|        |                            |
|--------|----------------------------|
| Season | 7 vs Winthrop (12/3/13)    |
| Career | 7 vs Winthrop (12/3/13)    |
| ACC    | 5 vs Georgia Tech (2/9/13) |

### FREE THROWS MADE

|        |                        |
|--------|------------------------|
| Season | 2 vs VMI (11/18/13)    |
| Career | 3 at BYU (12/29/12)    |
| ACC    | 1 vs Maryland (2/7/13) |

### FREE THROW ATTEMPTS

|        |                                |
|--------|--------------------------------|
| Season | 2, 5x, last vs UMES (12/31/13) |
| Career | 4 at BYU (12/29/12)            |
| ACC    | 2 vs Maryland (2/7/13)         |

### REBOUNDS

|        |                                |
|--------|--------------------------------|
| Season | 5 vs Furman (11/26/13)         |
| Career | 5 vs Furman (11/26/13)         |
| ACC    | 2, 3x, last at Miami (12/8/13) |

### ASSISTS

|        |                                   |
|--------|-----------------------------------|
| Season | 1, 4x, last vs UMES (12/31/13)    |
| Career | 2 vs ETSU (11/10/12)              |
| ACC    | 1, 4x, last at Virginia (2/12/13) |

### BLOCKS

|        |     |
|--------|-----|
| Season | N/A |
| Career | N/A |
| ACC    | N/A |

### STEALS

|        |   |
|--------|---|
| Season | 1 vs Furman (11/26), vs UMES (12/31/13) |
| Career | 3 vs Florida State (2/24/13)            |
| ACC    | 3 vs Florida State (2/24/13)            |



## 2013-2014 NOTES

Has played in 12 games, making two starts ... Scored six points against USC Upstate ... Put in two free throws and grabbed a rebound against VMI ... Scored four points and brought down three rebounds against Michigan State ... Had a career day against Furman, scoring 12 points and bringing down five rebounds ... Scored four points and grabbed a rebound against Radford ... Made the start in the win over Winthrop ... Scored nine points in the win over UMES.

## CAREER STATISTICS

| Year          | GP-GS       | Min-Avg.         | FGM-FGA-Pct.      | 3FG-FGA-Pct.      | FTM-FTA-Pct.      | Off.-Def.   | Reb-Avg.      | A-TO        | Blk      | Stl      | TP-Avg.        |
|---------------|-------------|------------------|-------------------|-------------------|-------------------|-------------|---------------|-------------|----------|----------|----------------|
| 11-12         | 4-0         | 8-2.0            | 1-3-.333          | 1-3-.333          | 0-0-.000          | 0-0         | 0-0.0         | 0-0         | 0        | 0        | 3-0.8          |
| 12-13         | 29-4        | 32.2-11.1        | 18-52-.346        | 17-48-.354        | 5-11-.455         | 3-9         | 12-0.4        | 8-5         | 0        | 7        | 58-2.0         |
| 13-14         | 12-2        | 17.0-14.2        | 13-30-.433        | 12-28-.429        | 6-10-.600         | 2-17        | 19-1.6        | 4-3         | 0        | 2        | 44-3.7         |
| <b>Career</b> | <b>45-6</b> | <b>50.0-11.1</b> | <b>32-85-.376</b> | <b>30-79-.380</b> | <b>11-21-.524</b> | <b>5-26</b> | <b>31-0.7</b> | <b>12-8</b> | <b>0</b> | <b>9</b> | <b>105-2.3</b> |

\* - ACC games; # - Coaches vs. Cancer Classic; ^ - Governor's Holiday Hoops Classic.

# ADAM SMITH

R-SOPHOMORE • GUARD • 6-1 • 170  
JONESBORO, GA • UNC WILMINGTON

# #3



## SEASON STATISTICS

## SEASON/CAREER GAME HIGHS

| Opponent                | Min | FG-A-%    | 3FG-A-%  | FT-A-%    | O-D-T | A | TO | Blk | Stl | Pts |
|-------------------------|-----|-----------|----------|-----------|-------|---|----|-----|-----|-----|
| -USC UPSTATE #          | 28  | 3-10-.300 | 1-2-.500 | 0-0-.000  | 0-3-3 | 3 | 1  | 0   | 0   | 7   |
| -WEST VIRGINIA          | 33  | 7-12-.583 | 2-5-.200 | 3-3-1.000 | 1-3-4 | 1 | 4  | 0   | 0   | 19  |
| -WESTERN CAROLINA #     | 29  | 3-12-.250 | 0-1-.000 | 0-0-.000  | 1-2-3 | 3 | 2  | 0   | 1   | 6   |
| -VMI                    | 30  | 4-10-.400 | 1-2-.500 | 2-4-.500  | 0-3-3 | 3 | 0  | 0   | 0   | 11  |
| -No. 1 Michigan State # | 28  | 9-19-.474 | 4-9-.444 | 5-5-1.000 | 0-6-6 | 5 | 3  | 0   | 1   | 27  |
| -Seton Hall #           | 26  | 4-9-.444  | 3-5-.600 | 0-0-.000  | 0-3-3 | 1 | 2  | 0   | 0   | 11  |
| -FURMAN                 | 29  | 4-10-.400 | 3-7-.429 | 0-0-.000  | 0-1-1 | 3 | 2  | 0   | 0   | 11  |
| -RADFORD                | 36  | 9-18-.500 | 2-5-.400 | 8-10-.800 | 0-4-4 | 5 | 0  | 0   | 0   | 28  |
| WINTHROP                |     | -- DNP -- |          |           |       |   |    |     |     |     |
| Miami *                 | 21  | 3-9-.333  | 2-6-.333 | 0-0-.000  | 0-1-1 | 3 | 0  | 0   | 0   | 8   |
| Virginia Commonwealth ^ | 15  | 1-5-.200  | 1-3-.333 | 0-0-.000  | 1-0-1 | 0 | 2  | 0   | 0   | 3   |
| UNCG                    |     | -- DNP -- |          |           |       |   |    |     |     |     |
| MAYLAND-EASTERN SHORE   |     | -- DNP -- |          |           |       |   |    |     |     |     |
| SYRACUSE *              |     |           |          |           |       |   |    |     |     |     |
| BOSTON COLLEGE *        |     |           |          |           |       |   |    |     |     |     |
| CLEMSON *               |     |           |          |           |       |   |    |     |     |     |
| Notre Dame *            |     |           |          |           |       |   |    |     |     |     |
| WAKE FOREST *           |     |           |          |           |       |   |    |     |     |     |
| Virginia *              |     |           |          |           |       |   |    |     |     |     |
| Boston College *        |     |           |          |           |       |   |    |     |     |     |
| MARYLAND *              |     |           |          |           |       |   |    |     |     |     |
| Florida State *         |     |           |          |           |       |   |    |     |     |     |
| Pittsburg *             |     |           |          |           |       |   |    |     |     |     |
| MIAMI *                 |     |           |          |           |       |   |    |     |     |     |
| VIRGINIA *              |     |           |          |           |       |   |    |     |     |     |
| NC STATE *              |     |           |          |           |       |   |    |     |     |     |
| Duke                    |     |           |          |           |       |   |    |     |     |     |
| NORTH CAROLINA *        |     |           |          |           |       |   |    |     |     |     |
| Maryland *              |     |           |          |           |       |   |    |     |     |     |
| Georgia Tech *          |     |           |          |           |       |   |    |     |     |     |

\*- ACC games; # - Coaches vs. Cancer Classic; ^ - Governor's Holiday Hoops Classic.

### POINTS

|        |                          |
|--------|--------------------------|
| Season | 28 vs Radford (11/29/13) |
| Career | 28 vs Radford (11/29/13) |
| ACC    | 8 at Miami (12/8/13)     |

### MINUTES PLAYED

|        |                          |
|--------|--------------------------|
| Season | 36 vs Radford (11/29/13) |
| Career | 36 vs Radford (11/29/13) |
| ACC    | 21 at Miami (12/8/13)    |

### FIELD GOALS MADE

|        |   |
|--------|---|
| Season | 9 vs MSU (11/22), vs Radford (11/29/13) |
| Career | 9 vs MSU (11/22), vs Radford (11/29/13) |
| ACC    | 3 at Miami (12/8/13)                    |

### FIELD GOAL ATTEMPTS

|        |                                 |
|--------|---------------------------------|
| Season | 19 vs Michigan State (11/22/13) |
| Career | 19 vs Michigan State (11/22/13) |
| ACC    | 9 at Miami (12/8/13)            |

### 3-PT FIELD GOALS MADE

|        |                                |
|--------|--------------------------------|
| Season | 4 vs Michigan State (11/22/13) |
| Career | 4 vs Michigan State (11/22/13) |
| ACC    | 2 at Miami (12/8/13)           |

### 3-PT FIELD GOAL ATTEMPTS

|        |                                |
|--------|--------------------------------|
| Season | 9 vs Michigan State (11/22/13) |
| Career | 9 vs Michigan State (11/22/13) |
| ACC    | 6 at Miami (12/8/13)           |

### FREE THROWS MADE

|        |                         |
|--------|-------------------------|
| Season | 8 vs Radford (11/29/13) |
| Career | 8 vs Radford (11/29/13) |
| ACC    | N/A                     |

### FREE THROW ATTEMPTS

|        |                          |
|--------|--------------------------|
| Season | 10 vs Radford (11/29/13) |
| Career | 10 vs Radford (11/29/13) |
| ACC    | N/A                      |

### REBOUNDS

|        |                                |
|--------|--------------------------------|
| Season | 6 vs Michigan State (11/22/13) |
| Career | 6 vs Michigan State (11/22/13) |
| ACC    | 1 at Miami (12/8/13)           |

### ASSISTS

|        |   |
|--------|---|
| Season | 5 vs MSU (11/22), vs Radford (11/29/13) |
| Career | 5 vs MSU (11/22), vs Radford (11/29/13) |
| ACC    | 3 at Miami (12/8/13)                    |

### BLOCKS

|        |     |
|--------|-----|
| Season | N/A |
| Career | N/A |
| ACC    | N/A |

### STEALS

|        |  |
|--------|--|
| Season | 1 vs WCU (11/15/13), vs MSU (11/22/13) |
| Career | 1 vs WCU (11/15/13), vs MSU (11/22/13) |
| ACC    | N/A                                    |



## 2013-2014 NOTES

Has played in ten games, making eight starts ... Scored seven points and added three assists against USC Upstate ... Put up 19 points in the win over West Virginia ... Had six points and three assists against Western Carolina ... Had three assists and 11 points against VMI ... Led the team with 27 points, adding six boards and five assists against Michigan State ... Put up 11 points and grabbed three rebounds against Seton Hall ... Had 11 points and three assists against Furman ... Scored 28 points and added five assists in the win over Radford ... Missed the Winthrop game due to a left calf strain ... Had eight points and three assists at Miami ... Saw early action against VCU but did not return in the second half, still dealing with a calf strain ... Did not play against UNCG or UMES continuing to work back from a calf injury.

## CAREER STATISTICS


| Year     | GP-GS | Min-Avg. | FGM-FGA-Pct. | 3FG-FGA-Pct. | FTM-FTA-Pct. | Off.-Def. | Reb-Avg. | A-TO  | Blk | Stl | TP-Avg.  |
|----------|-------|----------|--------------|--------------|--------------|-----------|----------|-------|-----|-----|----------|
| (11-12)* | 31-29 | 939-30.3 | 150-396-.379 | 58-175-.331  | 67-82-.817   | 12-88     | 100-3.2  | 49-47 | 1   | 15  | 425-13.7 |
| 13-14    | 10-8  | 275-27.5 | 47-114-.412  | 19-45-.422   | 18-22-.818   | 3-26      | 29-2.9   | 27-16 | 0   | 2   | 131-13.1 |

\*While at UNCW

# JOEY van ZEGEREN

R-SOPHOMORE • FORWARD • 6-10 • 220  
HOOGVEEN, THE NETHERLANDS • CANARIAS

# #2



## SEASON STATISTICS

| Opponent                 | Min | FG-A-%    | 3FG-A-%  | FT-A-%    | O-D-T  | A | TO | Blk | Stl | Pts |
|--------------------------|-----|-----------|----------|-----------|--------|---|----|-----|-----|-----|
| USC UPSTATE #            | 22  | 1-5-.200  | 0-1-.000 | 0-3-.000  | 4-3-7  | 0 | 0  | 5   | 0   | 2   |
| WEST VIRGINIA            | 9   | 0-2-.000  | 0-0-.000 | 2-2-1.000 | 2-1-3  | 0 | 2  | 2   | 0   | 2   |
| WESTERN CAROLINA #       | 20  | 3-4-.750  | 0-0-.000 | 3-8-.375  | 1-3-4  | 1 | 0  | 1   | 0   | 9   |
| VMI                      | 4   | 1-1-1.000 | 0-0-.000 | 1-2-.500  | 2-3-5  | 0 | 0  | 1   | 0   | 3   |
| No. 1 Michigan State #   | 11  | 0-1-.000  | 0-0-.000 | 0-0-.000  | 0-0-0  | 0 | 1  | 0   | 0   | 0   |
| Seton Hall #             | 13  | 0-2-.000  | 0-0-.000 | 1-2-.500  | 3-1-4  | 0 | 1  | 3   | 0   | 1   |
| FURMAN                   | 22  | 4-5-.800  | 0-0-.000 | 2-4-.500  | 2-3-5  | 0 | 3  | 1   | 1   | 10  |
| -RADFORD                 | 16  | 0-0-.000  | 0-0-.000 | 1-2-.500  | 1-5-6  | 2 | 2  | 3   | 1   | 1   |
| -WINTHROP                | 21  | 4-6-.667  | 0-0-.000 | 1-5-.200  | 2-5-7  | 0 | 3  | 2   | 1   | 9   |
| -Miami *                 | 35  | 4-9-.444  | 0-0-.000 | 0-0-.000  | 6-4-10 | 0 | 2  | 2   | 1   | 8   |
| -Virginia Commonwealth ^ | 20  | 2-3-.667  | 0-0-.000 | 0-0-.000  | 2-3-5  | 0 | 1  | 3   | 0   | 4   |
| -UNCG                    | 29  | 5-8-.625  | 0-0-.000 | 1-2-.500  | 4-3-7  | 0 | 1  | 2   | 0   | 11  |
| -MAYLAND-EASTERN SHORE   | 22  | 1-5-.200  | 0-0-.000 | 1-2-.500  | 0-1-1  | 0 | 1  | 0   | 0   | 3   |
| SYRACUSE *               |     |           |          |           |        |   |    |     |     |     |
| BOSTON COLLEGE *         |     |           |          |           |        |   |    |     |     |     |
| CLEMSON *                |     |           |          |           |        |   |    |     |     |     |
| Notre Dame *             |     |           |          |           |        |   |    |     |     |     |
| WAKE FOREST *            |     |           |          |           |        |   |    |     |     |     |
| Virginia *               |     |           |          |           |        |   |    |     |     |     |
| Boston College *         |     |           |          |           |        |   |    |     |     |     |
| MARYLAND *               |     |           |          |           |        |   |    |     |     |     |
| Florida State *          |     |           |          |           |        |   |    |     |     |     |
| Pittsburg *              |     |           |          |           |        |   |    |     |     |     |
| MIAMI *                  |     |           |          |           |        |   |    |     |     |     |
| VIRGINIA *               |     |           |          |           |        |   |    |     |     |     |
| NC STATE *               |     |           |          |           |        |   |    |     |     |     |
| Duke                     |     |           |          |           |        |   |    |     |     |     |
| NORTH CAROLINA *         |     |           |          |           |        |   |    |     |     |     |
| Maryland *               |     |           |          |           |        |   |    |     |     |     |
| Georgia Tech *           |     |           |          |           |        |   |    |     |     |     |

\*- ACC games; # - Coaches vs. Cancer Classic; ^ - Governor's Holiday Hoops Classic.

## 2013-2014 NOTES

Has played in all 13 games, making six starts ... Blocked a career-high five shots in the season opener against USC Upstate ... Blocked two shots and grabbed three rebounds in the win over West Virginia ... Scored nine points and brought down four rebounds against Western Carolina ... Grabbed five rebounds against VMI ... Blocked three shots and brought down four rebounds against Seton Hall ... Scored 10 points and added five rebounds against Furman ... Made his first start of the season against Radford, grabbing six rebounds and blocking three shots ... Neared a double-double with nine points and seven rebounds against Winthrop ... Grabbed 10 rebounds and scored eight points in the overtime win at Miami ... Blocked three shots and brought down five rebounds against VCU ... Scored 11 points and grabbed seven rebounds against UNCG.

## SEASON/CAREER GAME HIGHS

### POINTS

|        |                         |
|--------|-------------------------|
| Season | 11 vs UNCG (12/28/13)   |
| Career | 11 vs UNCG (12/28/13)   |
| ACC    | 10 at Maryland (1/5/13) |

### MINUTES PLAYED

|        |                       |
|--------|-----------------------|
| Season | 35 at Miami (12/8/13) |
| Career | 35 at Miami (12/8/13) |
| ACC    | 35 at Miami (12/8/13) |

### FIELD GOALS MADE

|        |                      |
|--------|----------------------|
| Season | 5 vs UNCG (12/28/13) |
| Career | 5 vs UNCG (12/28/13) |
| ACC    | 4 at Miami (12/8/13) |

### FIELD GOAL ATTEMPTS

|        |                      |
|--------|----------------------|
| Season | 9 at Miami (12/8/13) |
| Career | 9 at Miami (12/8/13) |
| ACC    | 9 at Miami (12/8/13) |

### 3-PT FIELD GOALS MADE

|        |     |
|--------|-----|
| Season | N/A |
| Career | N/A |
| ACC    | N/A |

### 3-PT FIELD GOAL ATTEMPTS

|        |  |
|--------|--|
| Season | 1 vs USC Upstate (11/9), vs WU (12/3/13) |
| Career | 1 vs USC Upstate (11/9), vs WU (12/3/13) |
| ACC    | N/A                                      |

### FREE THROWS MADE

|        |                                  |
|--------|----------------------------------|
| Season | 3 vs Western Carolina (11/15/13) |
| Career | 4 vs Iowa (11/27/12)             |
| ACC    | 4 at Maryland (1/5/13)           |

### FREE THROW ATTEMPTS

|        |                                  |
|--------|----------------------------------|
| Season | 8 vs Western Carolina (11/15/13) |
| Career | 8 vs Western Carolina (11/15/13) |
| ACC    | 5 at Maryland (1/5/13)           |

### REBOUNDS

|        |                       |
|--------|-----------------------|
| Season | 10 at Miami (12/8/13) |
| Career | 10 at Miami (12/8/13) |
| ACC    | 10 at Miami (12/8/13) |

### ASSISTS

|        |                                       |
|--------|---------------------------------------|
| Season | 2 vs Radford (11/29/13)               |
| Career | 2 vs Radford (11/29/13)               |
| ACC    | 1 at UNC (2/2/13), at Miami (2/27/13) |

### BLOCKS

|        |                            |
|--------|----------------------------|
| Season | 5 vs USC Upstate (11/9/13) |
| Career | 5 vs USC Upstate (11/9/13) |
| ACC    | 2 at Miami (12/8/13)       |

### STEALS

|        |                                |
|--------|--------------------------------|
| Season | 1, 4x, last at Miami (12/8/13) |
| Career | 2 at BYU (12/29/12)            |
| ACC    | 1, 4x, last at Miami (12/8/13) |



## CAREER STATISTICS

| Year          | GP-GS        | Min-Avg.        | FGM-FGA-Pct.       | 3FG-FGA-Pct.    | FTM-FTA-Pct.      | Off.-Def.    | Reb-Avg.       | A-TO        | Blk       | Stl       | TP-Avg.        |
|---------------|--------------|-----------------|--------------------|-----------------|-------------------|--------------|----------------|-------------|-----------|-----------|----------------|
| 11-12         | 3-0          | 10-3.3          | 0-0-.000           | 0-0-.000        | 0-0-.000          | 0-0          | 0-0.0          | 0-0         | 1         | 0         | 0-0.0          |
| 12-13         | 32-4         | 467-14.6        | 41-78-.526         | 0-0-.000        | 25-55-.455        | 46-54        | 100-3.1        | 4-35        | 21        | 9         | 107-3.3        |
| 13-14         | 13-6         | 243-18.7        | 25-51-.490         | 0-1-.000        | 13-32-.406        | 29-35        | 64-4.9         | 3-17        | 25        | 4         | 63-4.8         |
| <b>Career</b> | <b>48-10</b> | <b>720-15.0</b> | <b>66-129-.512</b> | <b>0-1-.000</b> | <b>38-87-.437</b> | <b>75-89</b> | <b>164-3.4</b> | <b>7-52</b> | <b>47</b> | <b>13</b> | <b>170-3.5</b> |

# MARSHALL WOOD

SOPHOMORE • FORWARD • 6-8 • 210  
RUSTBURG, VA. • RUSTBURG

# #33



## SEASON STATISTICS

## SEASON/CAREER GAME HIGHS

| Opponent                 | Min | FG-A-%    | 3FG-A-%   | FT-A-%    | O-D-T | A | TO | Blk | Stl | Pts |
|--------------------------|-----|-----------|-----------|-----------|-------|---|----|-----|-----|-----|
| -USC UPSTATE #           | 21  | 1-4-.250  | 1-4-.250  | 0-0-.000  | 0-3-3 | 0 | 0  | 1   | 0   | 3   |
| -WEST VIRGINIA           | 22  | 1-5-.200  | 0-2-.200  | 2-2-1.000 | 1-5-6 | 0 | 1  | 0   | 0   | 4   |
| -WESTERN CAROLINA #      | 13  | 1-3-.333  | 1-2-.500  | 0-0-.000  | 1-1-2 | 1 | 2  | 1   | 0   | 3   |
| -VMI                     | 14  | 2-4-.500  | 1-1-1.000 | 2-2-1.000 | 1-7-8 | 0 | 0  | 0   | 0   | 7   |
| -No. 1 Michigan State #  | 19  | 2-2-1.000 | 0-0-.000  | 1-1-1.000 | 2-3-5 | 1 | 1  | 0   | 0   | 5   |
| Seton Hall #             | 14  | 1-2-.500  | 0-0-.000  | 1-2-.500  | 1-2-3 | 1 | 2  | 0   | 0   | 3   |
| FURMAN                   | 19  | 4-8-.500  | 3-5-.600  | 2-2-1.000 | 1-3-4 | 1 | 1  | 1   | 0   | 13  |
| RADFORD                  | 24  | 3-4-.750  | 1-2-.500  | 3-3-1.000 | 0-6-6 | 0 | 1  | 1   | 0   | 10  |
| WINTHROP                 | 20  | 1-3-.333  | 1-2-.500  | 0-0-.000  | 2-5-7 | 2 | 3  | 1   | 0   | 3   |
| -Miami *                 | 30  | 3-9-.333  | 3-6-.500  | 0-0-.000  | 1-5-6 | 1 | 2  | 0   | 1   | 9   |
| -Virginia Commonwealth ^ | 17  | 2-5-.400  | 2-3-.667  | 0-0-.000  | 1-3-4 | 0 | 2  | 0   | 0   | 6   |
| -UNCG                    | 33  | 4-13-.308 | 2-7-.286  | 4-6-.667  | 0-5-5 | 0 | 1  | 1   | 0   | 14  |
| -MAYLAND-EASTERN SHORE   | 21  | 3-7-.429  | 0-2-.000  | 1-2-.500  | 2-3-5 | 0 | 0  | 0   | 1   | 7   |
| SYRACUSE *               |     |           |           |           |       |   |    |     |     |     |
| BOSTON COLLEGE *         |     |           |           |           |       |   |    |     |     |     |
| CLEMSON *                |     |           |           |           |       |   |    |     |     |     |
| Notre Dame *             |     |           |           |           |       |   |    |     |     |     |
| WAKE FOREST *            |     |           |           |           |       |   |    |     |     |     |
| Virginia *               |     |           |           |           |       |   |    |     |     |     |
| Boston College *         |     |           |           |           |       |   |    |     |     |     |
| MARYLAND *               |     |           |           |           |       |   |    |     |     |     |
| Florida State *          |     |           |           |           |       |   |    |     |     |     |
| Pittsburg *              |     |           |           |           |       |   |    |     |     |     |
| MIAMI *                  |     |           |           |           |       |   |    |     |     |     |
| VIRGINIA *               |     |           |           |           |       |   |    |     |     |     |
| NC STATE *               |     |           |           |           |       |   |    |     |     |     |
| Duke                     |     |           |           |           |       |   |    |     |     |     |
| NORTH CAROLINA *         |     |           |           |           |       |   |    |     |     |     |
| Maryland *               |     |           |           |           |       |   |    |     |     |     |
| Georgia Tech *           |     |           |           |           |       |   |    |     |     |     |

\*- ACC games; # - Coaches vs. Cancer Classic; ^ - Governor's Holiday Hoops Classic.

### POINTS

|        |   |
|--------|---|
| Season | 14 vs UNCG (12/28/13)                     |
| Career | 14 at NC St (2/16/13), vs UNCG (12/28/13) |
| ACC    | 14 at NC State (2/16/13)                  |

### MINUTES PLAYED

|        |                          |
|--------|--------------------------|
| Season | 33 vs UNCG (12/28/13)    |
| Career | 33 vs UNCG (12/28/13)    |
| ACC    | 31 at NC State (2/16/13) |

### FIELD GOALS MADE

|        |   |
|--------|---|
| Season | 4 vs Furman (11/26), vs UNCG (12/28/13) |
| Career | 5 at NC State (2/16/13)                 |
| ACC    | 5 at NC State (2/16/13)                 |

### FIELD GOAL ATTEMPTS

|        |                          |
|--------|--------------------------|
| Season | 13 vs UNCG (12/28/13)    |
| Career | 13 vs UNCG (12/28/13)    |
| ACC    | 10 at NC State (2/16/13) |

### 3-PT FIELD GOALS MADE

|        |   |
|--------|---|
| Season | 3 vs Furman (11/26/13), at UM (12/8/13) |
| Career | 4 at NC State (2/16/13)                 |
| ACC    | 4 at NC State (2/16/13)                 |

### 3-PT FIELD GOAL ATTEMPTS

|        |                         |
|--------|-------------------------|
| Season | 7 vs UNCG (12/28/13)    |
| Career | 9 at NC State (2/16/13) |
| ACC    | 9 at NC State (2/16/13) |

### FREE THROWS MADE

|        |                               |
|--------|-------------------------------|
| Season | 4 vs UNCG (12/28/13)          |
| Career | 6 vs Oklahoma State (12/1/12) |
| ACC    | N/A                           |

### FREE THROW ATTEMPTS

|        |   |
|--------|---|
| Season | 6 vs UNCG (12/28/13)                    |
| Career | 7 vs ASU (11/23/12), vs Ok St (12/1/12) |
| ACC    | 3 vs Miami (1/30/13)                    |

### REBOUNDS

|        |                          |
|--------|--------------------------|
| Season | 8 vs VMI (11/18/13)      |
| Career | 16 at NC State (2/16/13) |
| ACC    | 16 at NC State (2/16/13) |

### ASSISTS

|        |                                   |
|--------|-----------------------------------|
| Season | 2 vs Winthrop (12/3/13)           |
| Career | 2, 4x, last vs Winthrop (12/3/13) |
| ACC    | 2 at Clemson (1/27/13)            |

### BLOCKS

|        |   |
|--------|---|
| Season | 1, 6x, last vs UNCG (12/28/13)          |
| Career | 4 vs URI (11/12/12)                     |
| ACC    | 1 at NC State (2/16/13), vs CU (3/2/13) |

### STEALS

|        |  |
|--------|--|
| Season | 1 at Miami (12/8/13), vs UMES (12/31/13)   |
| Career | 1, 5x, last vs UMES (12/31/13)             |
| ACC    | 1 at Clemson (1/27/13), at Miami (12/8/13) |



## 2013-2014 NOTES

Has played in all 13 games, making nine starts ... Grabbed six rebounds and scored four points in the win over West Virginia ... Scored seven points and brought down eight rebounds in just 14 minutes of action against VMI ... Scored five points and grabbed five rebounds against Michigan State ... Put up 13 points and added four rebounds against Furman ... Scored 10 points and grabbed six rebounds in the win over Radford ... Brought down seven rebounds and added two assists against Winthrop ... Scored nine points, all coming from three-point range, and brought down six rebounds at Miami ... Had six points and four rebounds against VCU ... Led the team with 14 points, also adding five rebounds against UNCG ... Scored seven points and grabbed five rebounds against UMES.

## CAREER STATISTICS

| Year          | GP-GS       | Min-Avg.        | FGM-FGA-Pct.       | 3FG-FGA-Pct.      | FTM-FTA-Pct.      | Off.-Def.     | Reb-Avg.       | A-TO         | Blk       | Stl      | TP-Avg.        |
|---------------|-------------|-----------------|--------------------|-------------------|-------------------|---------------|----------------|--------------|-----------|----------|----------------|
| 12-13         | 25-0        | 410-16.4        | 27-89-.303         | 13-55-.236        | 23-36-.639        | 24-71         | 95-3.8         | 13-22        | 10        | 3        | 90-3.6         |
| 13-14         | 13-9        | 267-20.5        | 28-69-.406         | 15-36-.417        | 16-20-.800        | 13-51         | 64-4.9         | 7-16         | 6         | 2        | 87-6.7         |
| <b>Career</b> | <b>38-9</b> | <b>677-17.8</b> | <b>55-158-.348</b> | <b>28-91-.308</b> | <b>39-56-.696</b> | <b>37-122</b> | <b>159-4.2</b> | <b>20-38</b> | <b>16</b> | <b>5</b> | <b>177-4.7</b> |



# BEN EMELOGU

# #15



FRESHMAN • GUARD • 6-5 • 205  
GRAND PRAIRIE, TEXAS • SOUTH GRAND PRAIRIE

## SEASON STATISTICS

| Opponent                 | Min | FG-A-%    | 3FG-A-%  | FT-A-%    | O-D-T | A | TO | Blk | Stl | Pts |
|--------------------------|-----|-----------|----------|-----------|-------|---|----|-----|-----|-----|
| USC UPSTATE #            | 12  | 2-4-.500  | 2-3-.667 | 0-0-.000  | 0-1-1 | 2 | 1  | 0   | 1   | 6   |
| WEST VIRGINIA            | 30  | 7-16-.438 | 3-6-.500 | 5-6-.833  | 2-4-6 | 1 | 1  | 3   | 0   | 22  |
| WESTERN CAROLINA #       | 27  | 5-9-.556  | 2-5-.200 | 4-6-.667  | 1-2-3 | 1 | 1  | 0   | 0   | 16  |
| VMI                      | 22  | 6-13-.462 | 4-7-.571 | 3-3-1.000 | 2-2-4 | 3 | 2  | 0   | 0   | 19  |
| No. 1 Michigan State #   | 19  | 2-6-.333  | 1-4-.250 | 0-0-.000  | 0-2-2 | 1 | 3  | 0   | 0   | 5   |
| Seton Hall #             | 24  | 7-11-.636 | 4-5-.800 | 0-0-.000  | 0-0-0 | 0 | 1  | 0   | 0   | 18  |
| FURMAN                   |     | --DNP --  |          |           |       |   |    |     |     |     |
| RADFORD                  |     | --DNP --  |          |           |       |   |    |     |     |     |
| WINTHROP                 |     | --DNP --  |          |           |       |   |    |     |     |     |
| Miami *                  | 34  | 5-14-.357 | 1-7-.143 | 0-0-.000  | 1-4-5 | 2 | 2  | 0   | 1   | 11  |
| -Virginia Commonwealth ^ | 28  | 3-10-.300 | 1-4-.250 | 5-6-.833  | 1-5-6 | 1 | 7  | 0   | 1   | 12  |
| -UNCG                    | 33  | 4-8-.500  | 1-3-.333 | 2-2-1.000 | 0-5-5 | 2 | 1  | 0   | 1   | 11  |
| -MAYLAND-EASTERN SHORE   | 24  | 1-7-.143  | 0-3-.000 | 0-0-.000  | 0-3-3 | 9 | 0  | 1   | 0   | 2   |
| SYRACUSE *               |     |           |          |           |       |   |    |     |     |     |
| BOSTON COLLEGE *         |     |           |          |           |       |   |    |     |     |     |
| CLEMSON *                |     |           |          |           |       |   |    |     |     |     |
| Notre Dame *             |     |           |          |           |       |   |    |     |     |     |
| WAKE FOREST *            |     |           |          |           |       |   |    |     |     |     |
| Virginia *               |     |           |          |           |       |   |    |     |     |     |
| Boston College *         |     |           |          |           |       |   |    |     |     |     |
| MARYLAND *               |     |           |          |           |       |   |    |     |     |     |
| Florida State *          |     |           |          |           |       |   |    |     |     |     |
| Pittsburg *              |     |           |          |           |       |   |    |     |     |     |
| MIAMI *                  |     |           |          |           |       |   |    |     |     |     |
| VIRGINIA *               |     |           |          |           |       |   |    |     |     |     |
| NC STATE *               |     |           |          |           |       |   |    |     |     |     |
| Duke                     |     |           |          |           |       |   |    |     |     |     |
| NORTH CAROLINA *         |     |           |          |           |       |   |    |     |     |     |
| Maryland *               |     |           |          |           |       |   |    |     |     |     |
| Georgia Tech *           |     |           |          |           |       |   |    |     |     |     |

\*- ACC games; # - Coaches vs. Cancer Classic; ^ - Governor's Holiday Hoops Classic.

## 2013-2014 NOTES

Has played in 10 games, making three starts ... Was named team captain before the season ... Scored six points and added two assists in limited action against USC Upstate ... Put up 22 points, grabbed six rebounds and blocked three shots in the win over West Virginia ... Scored 16 points against Western Carolina ... Had three assists and 19 points against VMI ... Made four threes as part of an 18-point night against Seton Hall ... Missed the Furman, Radford and Winthrop games due to concussion symptoms ... Had 11 points and five rebounds in the overtime win at Miami ... Made his first career start against VCU, scoring 12 points and grabbing six rebounds ... Scored 11 points and added five rebounds against UNCG ... Had nine assists in the win over UMES.

## SEASON/CAREER GAME HIGHS

### POINTS

|        |                                |
|--------|--------------------------------|
| Season | 22 vs West Virginia (11/12/13) |
| Career | 22 vs West Virginia (11/12/13) |
| ACC    | 11 at Miami (12/8/13)          |

### MINUTES PLAYED

|        |                       |
|--------|-----------------------|
| Season | 34 at Miami (12/8/13) |
| Career | 34 at Miami (12/8/13) |
| ACC    | 34 at Miami (12/8/13) |

### FIELD GOALS MADE

|        |  |
|--------|--|
| Season | 7 vs WVU (11/12/13), vs SHU (11/23/13) |
| Career | 7 vs WVU (11/12/13), vs SHU (11/23/13) |
| ACC    | 5 at Miami (12/8/13)                   |

### FIELD GOAL ATTEMPTS

|        |                                |
|--------|--------------------------------|
| Season | 16 vs West Virginia (11/12/13) |
| Career | 16 vs West Virginia (11/12/13) |
| ACC    | 14 at Miami (12/8/13)          |

### 3-PT FIELD GOALS MADE

|        |  |
|--------|--|
| Season | 4 vs VMI (11/18/13), vs SHU (11/23/13) |
| Career | 4 vs VMI (11/18/13), vs SHU (11/23/13) |
| ACC    | 1 at Miami (12/8/13)                   |

### 3-PT FIELD GOAL ATTEMPTS

|        |   |
|--------|---|
| Season | 7 vs VMI (11/18/13), at Miami (12/8/13) |
| Career | 7 vs VMI (11/18/13), at Miami (12/8/13) |
| ACC    | 7 at Miami (12/8/13)                    |

### FREE THROWS MADE

|        |  |
|--------|--|
| Season | 5 vs WVU (11/12/13), vs VCU (12/21/13) |
| Career | 5 vs WVU (11/12/13), vs VCU (12/21/13) |
| ACC    | N/A                                    |

### FREE THROW ATTEMPTS

|        |                               |
|--------|-------------------------------|
| Season | 6, 3x, last vs VCU (12/21/13) |
| Career | 6, 3x, last vs VCU (12/21/13) |
| ACC    | N/A                           |

### REBOUNDS

|        |  |
|--------|--|
| Season | 6 vs WVU (11/12/13), vs VCU (12/21/13) |
| Career | 6 vs WVU (11/12/13), vs VCU (12/21/13) |
| ACC    | 5 at Miami (12/8/13)                   |

### ASSISTS

|        |                      |
|--------|----------------------|
| Season | 9 vs UMES (12/31/13) |
| Career | 9 vs UMES (12/31/13) |
| ACC    | 2 at Miami (12/8/13) |

### BLOCKS

|        |                               |
|--------|-------------------------------|
| Season | 3 vs West Virginia (11/12/13) |
| Career | 3 vs West Virginia (11/12/13) |
| ACC    | N/A                           |

### STEALS

|        |                                |
|--------|--------------------------------|
| Season | 1, 4x, last vs UNCG (12/28/13) |
| Career | 1, 4x, last vs UNCG (12/28/13) |
| ACC    | 1 at Miami (12/8/13)           |



## CAREER STATISTICS

| Year  | GP-GS | Min-Avg. | FGM-FGA-Pct. | 3FG-FGA-Pct. | FTM-FTA-Pct. | Off.-Def. | Reb-Avg. | A-TO  | Blk | Stl | TP-Avg. |
|-------|-------|----------|--------------|--------------|--------------|-----------|----------|-------|-----|-----|---------|
| 13-14 | 10-3  | 25.3     | 42.98-42.9   | 19.47-40.4   | 19.23-82.6   | 7-28      | 3.5      | 22-19 | 4   | 4   | 12.2    |

# TREVOR THOMPSON

# #32



FRESHMAN • FORWARD • 6-11 • 210

INDIANAPOLIS, IND. •

ST. JOHN'S NORTHWESTERN MILITARY ACADEMY

## SEASON STATISTICS

## SEASON/CAREER GAME HIGHS

| Opponent                | Min | FG-A-%   | 3FG-A-%  | FT-A-%    | O-D-T  | A | TO | Blk | Stl | Pts |
|-------------------------|-----|----------|----------|-----------|--------|---|----|-----|-----|-----|
| USC UPSTATE #           |     | --DNP -- |          |           |        |   |    |     |     |     |
| WEST VIRGINIA           | 17  | 2-4-.500 | 0-0-.000 | 3-8-.375  | 1-4-5  | 0 | 0  | 3   | 0   | 5   |
| WESTERN CAROLINA #      | 21  | 4-7-.571 | 0-0-.000 | 7-11-.363 | 2-9-11 | 1 | 3  | 1   | 1   | 15  |
| VMI                     | 15  | 2-7-.286 | 0-0-.000 | 0-0-.000  | 2-4-6  | 0 | 1  | 5   | 0   | 4   |
| No. 1 Michigan State #  | 16  | 1-3-.333 | 0-0-.000 | 0-0-.000  | 1-1-2  | 0 | 4  | 0   | 1   | 2   |
| Seton Hall #            | 8   | 0-2-.000 | 0-0-.000 | 0-0-.000  | 1-0-1  | 0 | 0  | 0   | 0   | 0   |
| FURMAN                  | 10  | 0-0-.000 | 0-0-.000 | 0-0-.000  | 0-1-1  | 0 | 2  | 1   | 0   | 0   |
| RADFORD                 | 13  | 0-0-.000 | 0-0-.000 | 1-2-.500  | 0-1-1  | 0 | 1  | 1   | 1   | 1   |
| WINTHROP                | 2   | 0-0-.000 | 0-0-.000 | 0-0-.000  | 0-0-0  | 0 | 0  | 0   | 0   | 0   |
| Miami *                 | 4   | 0-0-.000 | 0-0-.000 | 0-0-.000  | 0-0-0  | 0 | 0  | 0   | 0   | 0   |
| Virginia Commonwealth ^ | 18  | 1-5-.200 | 0-0-.000 | 2-4-.500  | 2-6-8  | 0 | 2  | 1   | 0   | 4   |
| UNCG                    | 3   | 2-4-.500 | 0-0-.000 | 0-0-.000  | 0-2-2  | 0 | 0  | 1   | 0   | 4   |
| MAYLAND-EASTERN SHORE   | 10  | 2-3-.667 | 0-0-.000 | 4-4-1.000 | 2-3-4  | 0 | 2  | 0   | 0   | 8   |
| SYRACUSE *              |     |          |          |           |        |   |    |     |     |     |
| BOSTON COLLEGE *        |     |          |          |           |        |   |    |     |     |     |
| CLEMSON *               |     |          |          |           |        |   |    |     |     |     |
| Notre Dame *            |     |          |          |           |        |   |    |     |     |     |
| WAKE FOREST *           |     |          |          |           |        |   |    |     |     |     |
| Virginia *              |     |          |          |           |        |   |    |     |     |     |
| Boston College *        |     |          |          |           |        |   |    |     |     |     |
| MARYLAND *              |     |          |          |           |        |   |    |     |     |     |
| Florida State *         |     |          |          |           |        |   |    |     |     |     |
| Pittsburg *             |     |          |          |           |        |   |    |     |     |     |
| MIAMI *                 |     |          |          |           |        |   |    |     |     |     |
| VIRGINIA *              |     |          |          |           |        |   |    |     |     |     |
| NC STATE *              |     |          |          |           |        |   |    |     |     |     |
| Duke                    |     |          |          |           |        |   |    |     |     |     |
| NORTH CAROLINA *        |     |          |          |           |        |   |    |     |     |     |
| Maryland *              |     |          |          |           |        |   |    |     |     |     |
| Georgia Tech *          |     |          |          |           |        |   |    |     |     |     |

### POINTS

|        |                                   |
|--------|-----------------------------------|
| Season | 15 vs Western Carolina (11/15/13) |
| Career | 15 vs Western Carolina (11/15/13) |
| ACC    | N/A                               |

### MINUTES PLAYED

|        |                                   |
|--------|-----------------------------------|
| Season | 21 vs Western Carolina (11/15/13) |
| Career | 21 vs Western Carolina (11/15/13) |
| ACC    | 4 at Miami (12/8/13)              |

### FIELD GOALS MADE

|        |                                  |
|--------|----------------------------------|
| Season | 4 vs Western Carolina (11/15/13) |
| Career | 4 vs Western Carolina (11/15/13) |
| ACC    | N/A                              |

### FIELD GOAL ATTEMPTS

|        |  |
|--------|--|
| Season | 7 vs WCU (11/15/13), vs VMI (11/18/13) |
| Career | 7 vs WCU (11/15/13), vs VMI (11/18/13) |
| ACC    | N/A                                    |

### 3-PT FIELD GOALS MADE

|        |     |
|--------|-----|
| Season | N/A |
| Career | N/A |
| ACC    | N/A |

### 3-PT FIELD GOAL ATTEMPTS

|        |     |
|--------|-----|
| Season | N/A |
| Career | N/A |
| ACC    | N/A |

### FREE THROWS MADE

|        |                                  |
|--------|----------------------------------|
| Season | 7 vs Western Carolina (11/15/13) |
| Career | 7 vs Western Carolina (11/15/13) |
| ACC    | N/A                              |

### FREE THROW ATTEMPTS

|        |                                   |
|--------|-----------------------------------|
| Season | 11 vs Western Carolina (11/15/13) |
| Career | 11 vs Western Carolina (11/15/13) |
| ACC    | N/A                               |

### REBOUNDS

|        |                                   |
|--------|-----------------------------------|
| Season | 11 vs Western Carolina (11/15/13) |
| Career | 11 vs Western Carolina (11/15/13) |
| ACC    | N/A                               |

### ASSISTS

|        |                                  |
|--------|----------------------------------|
| Season | 1 vs Western Carolina (11/15/13) |
| Career | 1 vs Western Carolina (11/15/13) |
| ACC    | N/A                              |

### BLOCKS

|        |                     |
|--------|---------------------|
| Season | 5 vs VMI (11/18/13) |
| Career | 5 vs VMI (11/18/13) |
| ACC    | N/A                 |

### STEALS

|        |                                   |
|--------|-----------------------------------|
| Season | 1, 3x, last vs Radford (11/29/13) |
| Career | 1, 3x, last vs Radford (11/29/13) |
| ACC    | N/A                               |



## 2013-2014 NOTES

Has played in 12 games ... Made collegiate debut in the win over West Virginia, scoring five points, grabbing five rebounds and blocking three shots ... Recorded a double-double with 15 points and 11 rebounds against Western Carolina ... Grabbed six rebounds and blocked five shots against VMI ... Grabbed eight rebounds and added four points off the bench against VCU ... Scored four points and blocked a shot in just three minutes of action against UNCG ... Brought down four rebounds and added eight points against UMES.

## CAREER STATISTICS

| Year  | GP-GS | Min-Avg. | FGM-FGA-Pct. | 3FG-FGA-Pct. | FTM-FTA-Pct. | Off.-Def. | Reb-Avg. | A-TO | Blk | Stl | TP-Avg. |
|-------|-------|----------|--------------|--------------|--------------|-----------|----------|------|-----|-----|---------|
| 13-14 | 12-0  | 137-11.4 | 14-35-.400   | 0-0-.000     | 17-29-.586   | 11-31     | 42-3.5   | 1-15 | 13  | 3   | 45-3.8  |

\*- ACC games; # - Coaches vs. Cancer Classic; ^ - Governor's Holiday Hoops Classic.

# DEVIN WILSON

FRESHMAN • GUARD • 6-4 • 185  
MCKEES ROCKS, PA • MONTOUR

# #11



## SEASON STATISTICS

| Opponent                  | Min | FG-A-%    | 3FG-A-%   | FT-A-%    | O-D-T | A  | TO | Blk | Stl | Pts |
|---------------------------|-----|-----------|-----------|-----------|-------|----|----|-----|-----|-----|
| - USC UPSTATE #           | 34  | 1-3-.333  | 0-1-.000  | 2-4-.500  | 1-3-4 | 3  | 3  | 0   | 0   | 4   |
| - WEST VIRGINIA           | 34  | 4-7-.571  | 0-1-.000  | 8-8-1.000 | 0-5-5 | 4  | 2  | 0   | 0   | 16  |
| - WESTERN CAROLINA #      | 35  | 2-4-.500  | 0-0-.000  | 4-8-.500  | 1-4-5 | 4  | 4  | 0   | 0   | 5   |
| - VMI                     | 31  | 4-7-.571  | 0-1-.000  | 5-5-1.000 | 1-4-5 | 4  | 5  | 0   | 1   | 13  |
| - No. 1 Michigan State #  | 26  | 0-2-.000  | 0-0-.000  | 0-0-.000  | 0-2-2 | 5  | 4  | 0   | 2   | 0   |
| - Seton Hall #            | 30  | 0-3-.000  | 0-0-.000  | 2-2-1.000 | 0-5-5 | 8  | 2  | 0   | 1   | 2   |
| - FURMAN                  | 31  | 2-4-.500  | 0-2-.000  | 2-3-.667  | 0-4-4 | 11 | 1  | 0   | 0   | 6   |
| - RADFORD                 | 26  | 3-5-.600  | 1-2-.500  | 1-2-.500  | 0-2-2 | 3  | 4  | 0   | 1   | 8   |
| - WINTHROP                | 37  | 3-3-1.000 | 0-0-.000  | 5-6-.833  | 0-3-3 | 8  | 5  | 1   | 0   | 11  |
| - Miami *                 | 40  | 0-2-.000  | 0-0-.000  | 1-3-.333  | 0-2-2 | 5  | 1  | 0   | 1   | 1   |
| - Virginia Commonwealth ^ | 32  | 1-4-.250  | 0-0-.000  | 2-4-.500  | 1-3-4 | 4  | 6  | 0   | 1   | 4   |
| - UNCG                    | 35  | 2-4-.500  | 0-0-.000  | 3-7-.429  | 1-6-7 | 6  | 3  | 0   | 0   | 7   |
| - MAYLAND-EASTERN SHORE   | 27  | 4-6-.667  | 1-1-1.000 | 7-8-.875  | 0-2-2 | 3  | 3  | 1   | 1   | 16  |
| SYRACUSE *                |     |           |           |           |       |    |    |     |     |     |
| BOSTON COLLEGE *          |     |           |           |           |       |    |    |     |     |     |
| CLEMSON *                 |     |           |           |           |       |    |    |     |     |     |
| Notre Dame *              |     |           |           |           |       |    |    |     |     |     |
| WAKE FOREST *             |     |           |           |           |       |    |    |     |     |     |
| Virginia *                |     |           |           |           |       |    |    |     |     |     |
| Boston College *          |     |           |           |           |       |    |    |     |     |     |
| MARYLAND *                |     |           |           |           |       |    |    |     |     |     |
| Florida State *           |     |           |           |           |       |    |    |     |     |     |
| Pittsburg *               |     |           |           |           |       |    |    |     |     |     |
| MIAMI *                   |     |           |           |           |       |    |    |     |     |     |
| VIRGINIA *                |     |           |           |           |       |    |    |     |     |     |
| NC STATE *                |     |           |           |           |       |    |    |     |     |     |
| Duke                      |     |           |           |           |       |    |    |     |     |     |
| NORTH CAROLINA *          |     |           |           |           |       |    |    |     |     |     |
| Maryland *                |     |           |           |           |       |    |    |     |     |     |
| Georgia Tech *            |     |           |           |           |       |    |    |     |     |     |

\* - ACC games; # - Coaches vs. Cancer Classic; ^ - Governor's Holiday Hoops Classic.

## 2013-2014 NOTES

Has started all 13 games ... Had four points and three assists in his collegiate debut against USC Upstate ... Went a perfect 8-for-8 from the free throw line enroute to a 16-point, five-rebound outing in the win over West Virginia ... Had four assists and five points against Western Carolina ... Had four assists and 13 points against VMI ... Made two steals and added five assists against Michigan State ... Tallied eight assists and grabbed five rebounds against Seton Hall ... Matched a freshman record with 11 assists, also adding six points against Furman ... Scored eight points in the win over Radford ... Nearing a perfect shooting night, going 3-for-3 from the field and 5-for-6 from the line enroute to an 11-point, eight-assist performance against Winthrop ... Had five assists in the overtime win at Miami ... Scored four points and added four assists against VCU ... Had six assists, seven points and seven rebounds against UNCG ... Matched a career best with 16 points in the win over UMES.

## SEASON/CAREER GAME HIGHS

### POINTS

|        |                                       |
|--------|---------------------------------------|
| Season | 16 vs WVU (11/12), vs UMES (12/31/13) |
| Career | 16 vs WVU (11/12), vs UMES (12/31/13) |
| ACC    | 1 at Miami (12/8/13)                  |

### MINUTES PLAYED

|        |                       |
|--------|-----------------------|
| Season | 40 at Miami (12/8/13) |
| Career | 40 at Miami (12/8/13) |
| ACC    | 40 at Miami (12/8/13) |

### FIELD GOALS MADE

|        |                                |
|--------|--------------------------------|
| Season | 4, 3x, last vs UMES (12/31/13) |
| Career | 4, 3x, last vs UMES (12/31/13) |
| ACC    | N/A                            |

### FIELD GOAL ATTEMPTS

|        |  |
|--------|--|
| Season | 7 vs WVU (11/12/13), vs VMI (11/18/13) |
| Career | 7 vs WVU (11/12/13), vs VMI (11/18/13) |
| ACC    | 2 at Miami (12/8/13)                   |

### 3-PT FIELD GOALS MADE

|        |  |
|--------|--|
| Season | 1 vs Radford (11/29), vs UMES (12/31/13) |
| Career | 1 vs Radford (11/29), vs UMES (12/31/13) |
| ACC    | N/A                                      |

### 3-PT FIELD GOAL ATTEMPTS

|        |  |
|--------|--|
| Season | 2 vs Furman (11/26), vs Radford (11/29/13) |
| Career | 2 vs Furman (11/26), vs Radford (11/29/13) |
| ACC    | N/A  |

### FREE THROWS MADE

|        |                               |
|--------|-------------------------------|
| Season | 8 vs West Virginia (11/12/13) |
| Career | 8 vs West Virginia (11/12/13) |
| ACC    | 1 at Miami (12/8/13)          |

### FREE THROW ATTEMPTS

|        |                                |
|--------|--------------------------------|
| Season | 8, 3x, last vs UMES (12/31/13) |
| Career | 8, 3x, last vs UMES (12/31/13) |
| ACC    | 3 at Miami (12/8/13)           |

### REBOUNDS

|        |                      |
|--------|----------------------|
| Season | 7 vs UNCG (12/28/13) |
| Career | 7 vs UNCG (12/28/13) |
| ACC    | 2 at Miami (12/8/13) |

### ASSISTS

|        |                         |
|--------|-------------------------|
| Season | 11 vs Furman (11/26/13) |
| Career | 11 vs Furman (11/26/13) |
| ACC    | 5 at Miami (12/8/13)    |

### BLOCKS

|        |  |
|--------|--|
| Season | 1 vs Winthrop (12/3), vs UMES (12/31/13) |
| Career | 1 vs Winthrop (12/3), vs UMES (12/31/13) |
| ACC    | N/A                                      |

### STEALS

|        |                                |
|--------|--------------------------------|
| Season | 2 vs Michigan State (11/22/13) |
| Career | 2 vs Michigan State (11/22/13) |
| ACC    | 1 at Miami (12/8/13)           |



## CAREER STATISTICS

| Year  | GP-GS | Min-Avg. | FGM-FGA-Pct. | 3FG-FGA-Pct. | FTM-FTA-Pct. | Off.-Def. | Reb-Avg. | A-TO  | Blk | Stl | TP-Avg. |
|-------|-------|----------|--------------|--------------|--------------|-----------|----------|-------|-----|-----|---------|
| 13-14 | 13-13 | 418-32.2 | 26-54-.481   | 2-8-.250     | 42-60-.700   | 5-45      | 50-3.8   | 68-43 | 2   | 8   | 96-7.4  |











# GAME 13

VIRGINIA TECH 82, UMES 66

DEC. 31, 2013 • 4 P.M. • BLACKSBURG, VA.

A career day from freshman **Devin Wilson** and a big response from senior **Jarell Eddie** helped lift the Virginia Tech men's basketball team past the University of Maryland-Eastern Shore, 82-66, in Cassell Coliseum Tuesday evening. Wilson scored 16 points for Tech, while Eddie was anything but flat against the Hawks, adding 17 points and nine rebounds.

Eddie rebounded from his performance against UNGC early, scoring Tech's first points of the game and although both teams scored right away, things got out to a slow start in the opening minutes. Following the first media timeout junior **C.J. Barksdale** went on a 5-0 run of his own to help spark the Hokies. Tech turned it into a 12-2 streak to go ahead 19-8 with just under 12 minutes left in the first half.

The Hokies never let UMES get closer than 10 points and eventually took a 46-23 lead into the break. The 23-point halftime difference was the largest in Tech's favor this season and the biggest halftime lead since holding a 50-11 advantage over Mt. St. Mary's in 2011.

Tech continued to cruise in the second half, leading by as many as 26 points at times. The Hokies finished the game outrebounding UMES 42-26. Freshman **Ben Emelogu** saw increased action at the point and finished the game with a career-high nine assists.

The Tech bench outscored the Hawks' reserves 22-2 in the first half, and 37-13 in the game much in part to the efforts of Barksdale, freshman **Trevor Thompson** and junior **Will Johnston**. Barksdale, who has seen limited action as of late due to knee and ankle injuries, finished the game with nine points, as did Johnston, while Thompson added eight points. The trio also combined for 15 rebounds.

## UMES (2-9, 0-0 MEAC)

| Player           | MP  | FG    | FT    | TR | PF | A | TO | Bk | Stl | TP |
|------------------|-----|-------|-------|----|----|---|----|----|-----|----|
| Troy Snyder, f   | 30  | 5-6   | 5-10  | 8  | 2  | 0 | 1  | 1  | 1   | 15 |
| Ishaq Pitt, g    | 18  | 1-1   | 2-4   | 2  | 3  | 3 | 0  | 0  | 0   | 4  |
| Mark Blackmon, g | 26  | 2-6   | 0-0   | 1  | 2  | 0 | 0  | 0  | 0   | 5  |
| Louis Bell, g    | 35  | 5-13  | 1-3   | 4  | 1  | 0 | 0  | 1  | 1   | 14 |
| KyRee Jones, g   | 28  | 4-13  | 7-8   | 3  | 2  | 0 | 1  | 0  | 1   | 15 |
| Travis Trim      | 9   | 0-0   | 0-0   | 2  | 1  | 1 | 0  | 0  | 0   | 0  |
| Devon Walker     | 2   | 0-2   | 0-0   | 0  | 1  | 0 | 0  | 0  | 0   | 0  |
| Shane Randall    | 24  | 1-2   | 0-2   | 3  | 5  | 0 | 3  | 2  | 0   | 3  |
| Isaac Smith      | 20  | 2-8   | 5-6   | 1  | 1  | 3 | 0  | 0  | 1   | 10 |
| Pina Guillaume   | 8   | 0-1   | 0-0   | 0  | 5  | 0 | 0  | 0  | 1   | 0  |
| TEAM             |     |       | 2     |    |    |   |    |    |     |    |
| Totals           | 200 | 20-52 | 21-33 | 26 | 23 | 7 | 5  | 4  | 5   | 66 |

## VIRGINIA TECH (8-5, 1-0 ACC)

| Player              | MP  | FG    | FT    | TR | PF | A  | TO | Bk | Stl | TP |
|---------------------|-----|-------|-------|----|----|----|----|----|-----|----|
| Joey van Zegeren, f | 22  | 1-5   | 1-2   | 1  | 4  | 0  | 1  | 0  | 0   | 3  |
| Jarell Eddie, f     | 31  | 5-11  | 4-4   | 9  | 1  | 1  | 1  | 1  | 1   | 0  |
| Marshall Wood, f    | 21  | 3-7   | 1-2   | 5  | 4  | 0  | 0  | 0  | 1   | 7  |
| Devin Wilson, g     | 27  | 4-6   | 7-8   | 2  | 3  | 3  | 3  | 1  | 1   | 16 |
| Ben Emelogu, g      | 24  | 1-7   | 0-0   | 3  | 3  | 9  | 0  | 1  | 0   | 2  |
| Cadarian Raines     | 9   | 2-3   | 1-2   | 1  | 0  | 0  | 0  | 0  | 0   | 5  |
| Greg Donlon         | 1   | 0-0   | 1-2   | 0  | 1  | 0  | 0  | 0  | 0   | 1  |
| Christian Beyer     | 13  | 2-2   | 0-0   | 4  | 1  | 2  | 0  | 0  | 0   | 5  |
| Will Johnston       | 25  | 3-6   | 1-2   | 4  | 1  | 1  | 0  | 0  | 1   | 9  |
| Trevor Thompson     | 10  | 2-3   | 4-4   | 5  | 4  | 0  | 2  | 0  | 0   | 8  |
| C.J. Barksdale      | 17  | 3-6   | 2-2   | 6  | 1  | 2  | 1  | 0  | 0   | 9  |
| TEAM                |     |       | 2     |    |    |    |    |    |     |    |
| Totals              | 200 | 26-55 | 22-28 | 42 | 23 | 18 | 8  | 3  | 3   | 82 |

**3-Pointers**.....VT 8 (Eddie 3, Johnston 2, Barksdale, Beyer, Wilson)  
 .....UMES 5 (Bell 3, Blackmon, Smith)  
**Blocks**.....VT 3 (Eddie, Emelogu, Wilson)  
 .....UMES 4 (Randall 2, Bell, Snyder)  
**Steals**.....VT 3 (Johnston, Wilson, Wood)  
 .....UMES 5 (Bell, Guillaume, Jones, Smith, Snyder)

**Officials**.....Dorsey, Armstrong, Andrakakos  
**Technicals**.....None  
**Attendance**.....4,179

### Percentages:

|               |            |             |            |
|---------------|------------|-------------|------------|
| UMES          | FG%...38.5 | 3FG%...20.8 | FT%...63.6 |
| Virginia Tech | FG%...46.4 | 3FG%...42.1 | FT%...78.6 |
| UMES          | 23         | 43          | —          |
| Virginia Tech | 46         | 36          | —          |

# GAME 14

VIRGINIA TECH VS. SYRACUSE

JAN. 7, 2014 • 9 P.M. • BLACKSBURG, VA.

# GAME 15

VIRGINIA TECH VS. BOSTON COLLEGE

JAN. 11, 2014 • NOON • BLACKSBURG, VA.



**THE STAT CREW SYSTEM**  
**Virginia Tech Combined Team Statistics (as of Dec 31, 2013)**  
**All games**

| <b>RECORD:</b> | <b>OVERALL</b> | <b>HOME</b> | <b>AWAY</b> | <b>NEUTRAL</b> |
|----------------|----------------|-------------|-------------|----------------|
| ALL GAMES      | 8-5            | 7-2         | 1-0         | 0-3            |
| CONFERENCE     | 1-0            | 0-0         | 1-0         | 0-0            |
| NON-CONFERENCE | 7-5            | 7-2         | 0-0         | 0-3            |

| #              | Player           | gp-gs | min  | avg  | Total   |      | 3-Point |      | F-Throw |      | Rebounds |     |     |      | pf  | dq | a   | to  | blk | stl | pts | avg  |  |  |
|----------------|------------------|-------|------|------|---------|------|---------|------|---------|------|----------|-----|-----|------|-----|----|-----|-----|-----|-----|-----|------|--|--|
|                |                  |       |      |      | fg-fga  | fg%  | 3fg-fga | 3fg% | ft-fa   | ft%  | off      | def | tot | avg  |     |    |     |     |     |     |     |      |  |  |
| 31             | Jarell Eddie     | 13-13 | 428  | 32.9 | 78-185  | .422 | 42-89   | .472 | 28-36   | .778 | 14       | 68  | 82  | 6.3  | 21  | 0  | 20  | 24  | 8   | 5   | 226 | 17.4 |  |  |
| 03             | Adam Smith       | 10-8  | 275  | 27.5 | 47-114  | .412 | 19-45   | .422 | 18-22   | .818 | 3        | 26  | 29  | 2.9  | 13  | 0  | 27  | 16  | 0   | 2   | 131 | 13.1 |  |  |
| 15             | Ben Emelogu      | 10-3  | 253  | 25.3 | 42-98   | .429 | 19-47   | .404 | 19-23   | .826 | 7        | 28  | 35  | 3.5  | 28  | 1  | 22  | 19  | 4   | 4   | 122 | 12.2 |  |  |
| 42             | C.J. Barksdale   | 9-4   | 187  | 20.8 | 29-58   | .500 | 2-8     | .250 | 20-22   | .909 | 18       | 30  | 48  | 5.3  | 12  | 0  | 8   | 11  | 8   | 3   | 80  | 8.9  |  |  |
| 11             | Devin Wilson     | 13-13 | 418  | 32.2 | 26-54   | .481 | 2-8     | .250 | 42-60   | .700 | 5        | 45  | 50  | 3.8  | 38  | 1  | 68  | 43  | 2   | 8   | 96  | 7.4  |  |  |
| 33             | Marshall Wood    | 13-9  | 267  | 20.5 | 28-69   | .406 | 15-36   | .417 | 16-20   | .800 | 13       | 51  | 64  | 4.9  | 19  | 0  | 7   | 16  | 6   | 2   | 87  | 6.7  |  |  |
| 02             | Joey van Zegeren | 13-6  | 243  | 18.7 | 25-51   | .490 | 0-1     | .000 | 13-32   | .406 | 29       | 35  | 64  | 4.9  | 35  | 2  | 3   | 17  | 25  | 4   | 63  | 4.8  |  |  |
| 04             | Cadarian Raines  | 11-7  | 159  | 14.5 | 19-34   | .559 | 0-0     | .000 | 14-21   | .667 | 12       | 22  | 34  | 3.1  | 25  | 0  | 6   | 11  | 9   | 4   | 52  | 4.7  |  |  |
| 32             | Trevor Thompson  | 12-0  | 137  | 11.4 | 14-35   | .400 | 0-0     | .000 | 17-29   | .586 | 11       | 31  | 42  | 3.5  | 23  | 0  | 1   | 15  | 13  | 3   | 45  | 3.8  |  |  |
| 25             | Will Johnston    | 12-2  | 170  | 14.2 | 13-30   | .433 | 12-28   | .429 | 6-10    | .600 | 2        | 17  | 19  | 1.6  | 8   | 0  | 4   | 3   | 0   | 2   | 44  | 3.7  |  |  |
| 22             | Christian Beyer  | 11-0  | 83   | 7.5  | 5-9     | .556 | 2-4     | .500 | 1-4     | .250 | 7        | 18  | 25  | 2.3  | 10  | 0  | 4   | 6   | 1   | 1   | 13  | 1.2  |  |  |
| 14             | Greg Donlon      | 5-0   | 5    | 1.0  | 1-2     | .500 | 0-0     | .000 | 1-2     | .500 | 0        | 1   | 1   | 0.2  | 2   | 0  | 0   | 0   | 0   | 0   | 3   | 0.6  |  |  |
| Team           |                  |       |      |      |         |      |         |      |         |      | 21       | 24  | 45  |      |     |    |     |     |     |     |     |      |  |  |
| Total.....     |                  | 13    | 2625 |      | 327-739 | .442 | 113-266 | .425 | 195-281 | .694 | 142      | 396 | 538 | 41.4 | 234 | 4  | 170 | 186 | 76  | 38  | 962 | 74.0 |  |  |
| Opponents..... |                  | 13    | 2625 |      | 314-822 | .382 | 92-299  | .308 | 179-270 | .663 | 150      | 301 | 451 | 34.7 | 253 | -  | 150 | 116 | 50  | 88  | 899 | 69.2 |  |  |

| <b>TEAM STATISTICS</b> | <b>VT</b> | <b>OPP</b> | <b>Date</b>         | <b>Opponent</b>   | <b>Score</b> | <b>Att.</b> |
|------------------------|-----------|------------|---------------------|-------------------|--------------|-------------|
| SCORING                | 962       | 899        | 11/09/13            | USC UPSTATE       | L 63-64      | 5321        |
| Points per game        | 74.0      | 69.2       | 11/12/13            | WEST VIRGINIA     | w 87-82      | 5049        |
| Scoring margin         | +4.8      | -          | 11/15/13            | WESTERN CAROLINA  | w 79-61      | 5617        |
| FIELD GOALS-ATT        | 327-739   | 314-822    | 11/18/13            | VMI               | w 105-92     | 4162        |
| Field goal pct         | .442      | .382       | 11/22/13            | vs Michigan State | L 77-96      | 0           |
| 3 POINT FG-ATT         | 113-266   | 92-299     | 11/23/13            | vs Seton Hall     | L 67-68      | 0           |
| 3-point FG pct         | .425      | .308       | 11/26/13            | FURMAN            | w 75-54      | 3470        |
| 3-pt FG made per game  | 8.7       | 7.1        | 11/29/13            | RADFORD           | w 81-56      | 5217        |
| FREE THROWS-ATT        | 195-281   | 179-270    | 12/03/13            | WINTHROP          | w 81-63      | 3888        |
| Free throw pct         | .694      | .663       | * 12-08-13          | at Miami          | Wot 61-60    | 6270        |
| F-Throws made per game | 15.0      | 13.8       | 12/21/13            | vs VCU            | L 52-82      | 10605       |
| REBOUNDS               | 538       | 451        | 12/28/13            | UNCG              | L 52-55      | 4847        |
| Rebounds per game      | 41.4      | 34.7       | 12/31/13            | UMES              | w 82-66      | 4179        |
| Rebounding margin      | +6.7      | -          | * - Conference game |                   |              |             |
| ASSISTS                | 170       | 150        |                     |                   |              |             |
| Assists per game       | 13.1      | 11.5       |                     |                   |              |             |
| TURNOVERS              | 186       | 116        |                     |                   |              |             |
| Turnovers per game     | 14.3      | 8.9        |                     |                   |              |             |
| Turnover margin        | -5.4      | -          |                     |                   |              |             |
| Assist/turnover ratio  | 0.9       | 1.3        |                     |                   |              |             |
| STEALS                 | 38        | 88         |                     |                   |              |             |
| Steals per game        | 2.9       | 6.8        |                     |                   |              |             |
| BLOCKS                 | 76        | 50         |                     |                   |              |             |
| Blocks per game        | 5.8       | 3.8        |                     |                   |              |             |
| ATTENDANCE             | 41750     | 16875      |                     |                   |              |             |
| Home games-Avg/Game    | 9-4639    | 1-6270     |                     |                   |              |             |
| Neutral site-Avg/Game  | -         | 3-3535     |                     |                   |              |             |

| <b>Score by Periods</b> | <b>1st</b> | <b>2nd</b> | <b>OT</b> | <b>Totals</b> |
|-------------------------|------------|------------|-----------|---------------|
| Virginia Tech           | 452        | 505        | 5         | 962           |
| Opponents               | 405        | 490        | 4         | 899           |

**THE STAT CREW SYSTEM**  
**Virginia Tech Combined Team Statistics (as of Dec 08, 2013)**  
**Conference games**

| <b>RECORD:</b> | <b>OVERALL</b> | <b>HOME</b> | <b>AWAY</b> | <b>NEUTRAL</b> |
|----------------|----------------|-------------|-------------|----------------|
| ALL GAMES      | 1-0            | 0-0         | 1-0         | 0-0            |
| CONFERENCE     | 1-0            | 0-0         | 1-0         | 0-0            |
| NON-CONFERENCE | 0-0            | 0-0         | 0-0         | 0-0            |

| ##             | Player           | gp-gs | min | avg  | Total  |      | 3-Point |      | F-Throw |      | Rebounds |     |     |      | pf | dq | a  | to | blk | stl | pts | avg  |
|----------------|------------------|-------|-----|------|--------|------|---------|------|---------|------|----------|-----|-----|------|----|----|----|----|-----|-----|-----|------|
|                |                  |       |     |      | fg-fga | fg%  | 3fg-fga | 3fg% | ft-fa   | ft%  | off      | def | tot | avg  |    |    |    |    |     |     |     |      |
| 31             | Jarell Eddie     | 1-1   | 43  | 43.0 | 9-23   | .391 | 6-14    | .429 | 0-0     | .000 | 1        | 7   | 8   | 8.0  | 1  | 0  | 0  | 2  | 0   | 2   | 24  | 24.0 |
| 15             | Ben Emelogu      | 1-0   | 34  | 34.0 | 5-14   | .357 | 1-7     | .143 | 0-0     | .000 | 1        | 4   | 5   | 5.0  | 0  | 0  | 2  | 2  | 0   | 1   | 11  | 11.0 |
| 33             | Marshall Wood    | 1-1   | 30  | 30.0 | 3-9    | .333 | 3-6     | .500 | 0-0     | .000 | 1        | 5   | 6   | 6.0  | 0  | 0  | 1  | 2  | 0   | 1   | 9   | 9.0  |
| 02             | Joey van Zegeren | 1-1   | 35  | 35.0 | 4-9    | .444 | 0-0     | .000 | 0-0     | .000 | 6        | 4   | 10  | 10.0 | 3  | 0  | 0  | 2  | 2   | 1   | 8   | 8.0  |
| 03             | Adam Smith       | 1-0   | 21  | 21.0 | 3-9    | .333 | 2-6     | .333 | 0-0     | .000 | 0        | 1   | 1   | 1.0  | 0  | 0  | 3  | 0  | 0   | 0   | 8   | 8.0  |
| 11             | Devin Wilson     | 1-1   | 40  | 40.0 | 0-2    | .000 | 0-0     | .000 | 1-3     | .333 | 0        | 2   | 2   | 2.0  | 4  | 0  | 5  | 1  | 0   | 1   | 1   | 1.0  |
| 32             | Trevor Thompson  | 1-0   | 4   | 4.0  | 0-0    | .000 | 0-0     | .000 | 0-0     | .000 | 0        | 0   | 0   | 0.0  | 1  | 0  | 0  | 0  | 0   | 0   | 0   | 0.0  |
| 25             | Will Johnston    | 1-1   | 3   | 3.0  | 0-1    | .000 | 0-1     | .000 | 0-0     | .000 | 0        | 2   | 2   | 2.0  | 0  | 0  | 0  | 0  | 0   | 0   | 0   | 0.0  |
| 04             | Cadarian Raines  | 1-0   | 11  | 11.0 | 0-1    | .000 | 0-0     | .000 | 0-0     | .000 | 0        | 1   | 1   | 1.0  | 2  | 0  | 0  | 0  | 0   | 0   | 0   | 0.0  |
| 22             | Christian Beyer  | 1-0   | 4   | 4.0  | 0-1    | .000 | 0-0     | .000 | 0-0     | .000 | 0        | 1   | 1   | 1.0  | 2  | 0  | 0  | 0  | 1   | 0   | 0   | 0.0  |
| Team           |                  |       |     |      |        |      |         |      |         |      | 2        | 5   | 7   |      |    |    |    | 1  |     |     |     |      |
| Total.....     |                  | 1     | 225 |      | 24-69  | .348 | 12-34   | .353 | 1-3     | .333 | 11       | 32  | 43  | 43.0 | 13 | 0  | 11 | 10 | 3   | 6   | 61  | 61.0 |
| Opponents..... |                  | 1     | 225 |      | 24-69  | .348 | 4-15    | .267 | 8-14    | .571 | 15       | 35  | 50  | 50.0 | 13 | -  | 7  | 12 | 4   | 4   | 60  | 60.0 |

| <b>TEAM STATISTICS</b> | <b>VT</b> | <b>OPP</b> | <b>Date</b>         | <b>Opponent</b> | <b>Score</b> | <b>Att.</b> |
|------------------------|-----------|------------|---------------------|-----------------|--------------|-------------|
| SCORING                | 61        | 60         | * 12-08-13          | at Miami        | Wot 61-60    | 6270        |
| Points per game        | 61.0      | 60.0       | * - Conference game |                 |              |             |
| Scoring margin         | +1.0      | -          |                     |                 |              |             |
| FIELD GOALS-ATT        | 24-69     | 24-69      |                     |                 |              |             |
| Field goal pct         | .348      | .348       |                     |                 |              |             |
| 3 POINT FG-ATT         | 12-34     | 4-15       |                     |                 |              |             |
| 3-point FG pct         | .353      | .267       |                     |                 |              |             |
| 3-pt FG made per game  | 12.0      | 4.0        |                     |                 |              |             |
| FREE THROWS-ATT        | 1-3       | 8-14       |                     |                 |              |             |
| Free throw pct         | .333      | .571       |                     |                 |              |             |
| F-Throws made per game | 1.0       | 8.0        |                     |                 |              |             |
| REBOUNDS               | 43        | 50         |                     |                 |              |             |
| Rebounds per game      | 43.0      | 50.0       |                     |                 |              |             |
| Rebounding margin      | -7.0      | -          |                     |                 |              |             |
| ASSISTS                | 11        | 7          |                     |                 |              |             |
| Assists per game       | 11.0      | 7.0        |                     |                 |              |             |
| TURNOVERS              | 10        | 12         |                     |                 |              |             |
| Turnovers per game     | 10.0      | 12.0       |                     |                 |              |             |
| Turnover margin        | +2.0      | -          |                     |                 |              |             |
| Assist/turnover ratio  | 1.1       | 0.6        |                     |                 |              |             |
| STEALS                 | 6         | 4          |                     |                 |              |             |
| Steals per game        | 6.0       | 4.0        |                     |                 |              |             |
| BLOCKS                 | 3         | 4          |                     |                 |              |             |
| Blocks per game        | 3.0       | 4.0        |                     |                 |              |             |
| ATTENDANCE             | 0         | 6270       |                     |                 |              |             |
| Home games-Avg/Game    | 0-0       | 1-6270     |                     |                 |              |             |
| Neutral site-Avg/Game  | -         | 0-0        |                     |                 |              |             |

| <b>Score by Periods</b> | <b>1st</b> | <b>2nd</b> | <b>OT</b> | <b>Totals</b> |
|-------------------------|------------|------------|-----------|---------------|
| Virginia Tech           | 23         | 33         | 5         | 61            |
| Opponents               | 31         | 25         | 4         | 60            |

**THE STAT CREW SYSTEM**  
**Virginia Tech Team Game-by-Game Comparison (as of Dec 31, 2013)**  
**All games**

| Opponent         | 1st   | 2nd   | Score  | Mar  | Total FG    | FG Pct    | 3-Pointers  | 3FG Pct   | Free Throws | FT Pct    | Rebounds  | Assist | T/Over | Block | Steal | Fouls |
|------------------|-------|-------|--------|------|-------------|-----------|-------------|-----------|-------------|-----------|-----------|--------|--------|-------|-------|-------|
| USC UPSTATE      | 31/33 | 32/31 | 63-64  | (1)  | 23-59/24-64 | .390/.375 | 8-22/5-16   | .364/.313 | 9-18/11-16  | .500/.688 | 39/39 -   | 11/14  | 10/9   | 6/9   | 3/4   | 12/16 |
| WEST VIRGINIA    | 36/41 | 51/41 | 87-82  | +5   | 26-57/25-70 | .456/.357 | 5-15/11-24  | .333/.458 | 30-38/21-33 | .789/.636 | 43/43 -   | 7/14   | 16/11  | 13/1  | 0/7   | 25/28 |
| WESTERN CAROLINA | 38/18 | 41/43 | 79-61  | +18  | 25-52/20-61 | .481/.328 | 6-13/3-25   | .462/.120 | 23-41/18-31 | .561/.581 | 46/32 +14 | 13/9   | 13/10  | 4/4   | 5/6   | 22/32 |
| VMI              | 44/33 | 61/59 | 105-92 | +13  | 36-69/33-79 | .522/.418 | 11-17/10-36 | .647/.278 | 22-26/16-23 | .846/.696 | 52/31 +21 | 16/8   | 16/4   | 9/6   | 1/7   | 21/20 |
| Michigan State   | 33/46 | 44/50 | 77-96  | (19) | 25-61/36-71 | .410/.507 | 13-27/14-35 | .481/.400 | 14-15/10-13 | .933/.769 | 39/34 +5  | 13/26  | 17/6   | 1/6   | 4/13  | 16/16 |
| Seton Hall       | 36/38 | 31/30 | 67-68  | (1)  | 23-57/20-62 | .404/.323 | 10-19/10-26 | .526/.385 | 11-15/18-25 | .733/.720 | 41/42 (1) | 14/14  | 14/7   | 8/5   | 3/3   | 22/15 |
| FURMAN           | 31/17 | 44/37 | 75-54  | +21  | 28-59/20-56 | .475/.357 | 12-30/4-17  | .400/.235 | 7-10/10-12  | .700/.833 | 37/31 +6  | 19/4   | 11/11  | 5/2   | 2/5   | 13/13 |
| RADFORD          | 48/28 | 33/28 | 81-56  | +25  | 27-54/20-58 | .500/.345 | 7-15/4-22   | .467/.182 | 20-26/12-19 | .769/.632 | 41/29 +12 | 13/10  | 11/11  | 8/1   | 4/4   | 19/23 |
| WINTHROP         | 42/33 | 39/30 | 81-63  | +18  | 29-48/23-58 | .604/.397 | 9-20/7-22   | .450/.318 | 14-20/10-15 | .700/.667 | 37/22 +15 | 16/9   | 18/10  | 8/1   | 3/6   | 15/20 |
| Miami            | 23/31 | 33/25 | 61-60  | +1   | 24-69/24-69 | .348/.348 | 12-34/4-15  | .353/.267 | 1-3/8-14    | .333/.571 | 43/50 (7) | 11/7   | 10/12  | 3/4   | 6/4   | 13/13 |
| VCU              | 22/42 | 30/40 | 52-82  | (30) | 17-48/30-70 | .354/.429 | 9-20/12-25  | .450/.480 | 9-18/10-20  | .500/.500 | 44/38 +6  | 9/17   | 27/7   | 4/5   | 3/22  | 20/15 |
| UNCG             | 22/22 | 30/33 | 52-55  | (3)  | 18-50/19-52 | .360/.365 | 3-15/3-12   | .200/.250 | 13-23/14-16 | .565/.875 | 34/34 -   | 10/11  | 15/13  | 4/2   | 1/2   | 13/19 |
| UMES             | 46/23 | 36/43 | 82-66  | +16  | 26-56/20-52 | .464/.385 | 8-19/5-24   | .421/.208 | 22-28/21-33 | .786/.636 | 42/26 +16 | 18/7   | 8/5    | 3/4   | 3/5   | 23/23 |

Note: Game totals are displayed in the format TEAM/OPPONENT for each category

**THE STAT CREW SYSTEM**  
**Virginia Tech Points-Rebounds-Assists (as of Dec 31, 2013)**  
**All games**

| Opponent          | Date     | Score  |   | 02         | 03         | 04         | 11         | 14         | 15         | 22         |
|-------------------|----------|--------|---|------------|------------|------------|------------|------------|------------|------------|
|                   |          |        |   | ZEGEREN,JO | SMITH,ADAM | RAINES,CAD | WILSON,DEV | DONLON,GRE | EMELOGU,BE | BEYER,CHRI |
| USC UPSTATE       | 11/09/13 | 63-64  | L | 2-7-0      | 7-3-3      | 17-4-1     | 4-4-3      | DNP        | 6-1-2      | 0-4-1      |
| WEST VIRGINIA     | 11/12/13 | 87-82  | w | 2-3-0      | 19-4-1     | 4-4-0      | 16-5-4     | DNP        | 22-6-1     | 3-5-0      |
| WESTERN CAROLINA  | 11/15/13 | 79-61  | w | 9-4-1      | 6-3-3      | 5-7-2      | 8-5-4      | DNP        | 16-3-1     | 0-0-0      |
| VMI               | 11/18/13 | 105-92 | w | 3-5-0      | 11-3-3     | 9-5-2      | 13-5-4     | DNP        | 19-4-3     | DNP        |
| vs Michigan State | 11/22/13 | 77-96  | L | 0-0-0      | 27-6-5     | 0-2-0      | 0-2-5      | 0-0-0      | 5-2-1      | 3-2-0      |
| vs Seton Hall     | 11/23/13 | 67-68  | L | 1-4-0      | 11-3-1     | 4-4-0      | 2-5-8      | DNP        | 18-0-0     | DNP        |
| FURMAN            | 11/26/13 | 75-54  | w | 10-5-0     | 11-1-3     | 0-1-0      | 6-4-11     | 0-0-0      | DNP        | 0-0-0      |
| RADFORD           | 11/29/13 | 81-56  | w | 1-6-2      | 28-4-5     | DNP        | 8-2-3      | 2-1-0      | DNP        | 0-0-0      |
| WINTHROP          | 12/03/13 | 81-63  | w | 9-7-0      | DNP        | 8-4-1      | 11-3-8     | DNP        | DNP        | 0-1-1      |
| at Miami          | 12-08-13 | 61-60  | w | 8-10-0     | 8-1-3      | 0-1-0      | 1-2-5      | DNP        | 11-5-2     | 0-1-0      |
| vs VCU            | 12/21/13 | 52-82  | L | 4-5-0      | 3-1-0      | DNP        | 4-4-4      | 0-0-0      | 12-6-1     | 2-8-0      |
| UNCG              | 12/28/13 | 52-55  | L | 11-7-0     | DNP        | 0-1-0      | 7-7-6      | DNP        | 11-5-2     | 0-0-0      |
| UMES              | 12/31/13 | 82-66  | w | 3-1-0      | DNP        | 5-1-0      | 16-2-3     | 1-0-0      | 2-3-9      | 5-4-2      |

| Opponent          | Date     | Score  |   | 25         | 31         | 32         | 33         | 42         |
|-------------------|----------|--------|---|------------|------------|------------|------------|------------|
|                   |          |        |   | JOHNSTON,W | EDDIE,JARE | THOMPSON,T | WOOD,MARSH | BARKSDALE, |
| USC UPSTATE       | 11/09/13 | 63-64  | L | 6-0-0      | 18-7-1     | DNP        | 3-3-0      | DNP        |
| WEST VIRGINIA     | 11/12/13 | 87-82  | w | 0-0-0      | 10-3-1     | 7-5-0      | 4-6-0      | DNP        |
| WESTERN CAROLINA  | 11/15/13 | 79-61  | w | 0-0-0      | 17-6-0     | 15-11-1    | 3-2-1      | DNP        |
| VMI               | 11/18/13 | 105-92 | w | 2-1-0      | 21-7-1     | 4-6-0      | 7-8-0      | 16-6-3     |
| vs Michigan State | 11/22/13 | 77-96  | L | 4-3-1      | 23-1-0     | 2-2-0      | 5-5-1      | 8-7-0      |
| vs Seton Hall     | 11/23/13 | 67-68  | L | DNP        | 19-11-4    | 0-1-0      | 3-3-1      | 9-5-0      |
| FURMAN            | 11/26/13 | 75-54  | w | 12-5-1     | 14-10-2    | 0-1-0      | 13-4-1     | 9-6-1      |
| RADFORD           | 11/29/13 | 81-56  | w | 4-1-0      | 13-10-2    | 1-1-0      | 10-6-0     | 14-10-1    |
| WINTHROP          | 12/03/13 | 81-63  | w | 3-0-1      | 34-7-2     | 0-0-0      | 3-7-2      | 13-6-1     |
| at Miami          | 12-08-13 | 61-60  | w | 0-2-0      | 24-8-0     | 0-0-0      | 9-6-1      | DNP        |
| vs VCU            | 12/21/13 | 52-82  | L | 3-1-0      | 12-1-4     | 4-8-0      | 6-4-0      | 2-1-0      |
| UNCG              | 12/28/13 | 52-55  | L | 1-2-0      | 4-2-2      | 4-2-0      | 14-5-0     | 0-1-0      |
| UMES              | 12/31/13 | 82-66  | w | 9-4-1      | 17-9-1     | 8-5-0      | 7-5-0      | 9-6-2      |