


#UMESvsVT

VIRGINIA TECH HOKIE HOOPS



VS.



Hokies continue
long homestand
against
Maryland-Eastern
Shore

Tues., Dec. 31, 2013 • 4 p.m.
Cassell Coliseum (9,847)
Blacksburg, Va.

Series vs. UMES: VT, 4-0

Series Streak: VT, four

Last Meeting vs. the Hawks:

VT, 102-50, 11-23-04, Cassell Coliseum

Live Stats: hokiesports.com

#VTMBBTweets

About Today's Game

The Hokies are 7-5 on the season and 1-0 in ACC action.

The Hawks are 2-8 overall after a 71-58 loss to American on Sunday.

The Hokies lead the all-time series, 4-0.

UNCG 55, VT 52

The Hokies lost a heart-breaker to UNCG, 55-52, on Saturday afternoon in Cassell Coliseum.

Marshall Wood led the Hokies with a career-high tying 14 points and **Joey van Zegeren** scored a career-high 11 points.

Ben Emelogu also scored 11 points for the Hokies, who were held to just 3-of-15 from three-point range

Rankin Leaves Team

Junior guard **Marquis Rankin** has decided to leave the team, effective immediately, but will remain at Virginia Tech as a student.

10 With 10

So far this season, 10 different Hokies have recorded at least 10 points or more in a game.

Streak Snapped

Jarell Eddie scored just four points in the loss to UNCG, snapping an ACC-long streak of 14 double-figure scoring games.

Up Next

Tech will return to ACC play on Jan. 7, as they host nationally-ranked Syracuse at 9 p.m. in Cassell Coliseum.

Happy New Year!

Hokie starters from last game

| | | | | | |
|---|----|---|-------|------|----------------------------|
| F | 33 | Marshall Wood | So. | 6-8 | Rustburg, Va. |
| | | <i>Tied a career-high with 14 points in the loss to UNCG</i> | | | |
| F | 2 | Joey van Zegeren | r-So. | 6-10 | Hoogeveen, The Netherlands |
| | | <i>Scored a career-high 11 points in the loss to UNCG</i> | | | |
| F | 31 | Jarell Eddie | Sr. | 6-7 | Charlotte, N.C. |
| | | <i>Leads the Hokies in scoring and rebounding</i> | | | |
| G | 15 | Ben Emelogu | Fr. | 6-5 | Grand Prairie, Texas |
| | | <i>Earned first career start vs. VCU</i> | | | |
| G | 11 | Devin Wilson | Fr. | 6-4 | McKees Rocks, Pa. |
| | | <i>Grabbed a career-high seven rebounds in the loss to UNCG</i> | | | |

Game 13

2013-14 GAME NOTES

SCHEDULE & RESULTS (7-5, 1-0 ACC)

| Date | Opponent | | |
|---|---|-----------------|------------|
| Coaches Vs. Cancer Classic (Blacksburg, Va.) | | | |
| 11/ 9 | USC UPSTATE (ESPN3) | L | 63-64 |
| 11/12 | WEST VIRGINIA (ESPN) | W | 87-82 |
| Coaches Vs. Cancer Classic (Blacksburg, Va.) | | | |
| 11/15 | WESTERN CAROLINA (ESPN3) | W | 79-61 |
| 11/18 | VMI (ESPN3) | W | 105-92 |
| Coaches Vs. Cancer Classic (Brooklyn, N.Y.) | | | |
| 11/22 | vs. #1 Michigan State# (truTV) | L | 77-96 |
| 11/23 | vs. Seton Hall# (truTV) | L | 67-68 |
| 11/26 | FURMAN (ESPN3) | W | 75-54 |
| 11/29 | RADFORD (ESPN3) | W | 81-56 |
| 12/ 3 | WINTHROP (ESPN3) | W | 81-63 |
| 12/ 8 | at Miami* (ESPNU) | W | 61-60 (OT) |
| Governor's Holiday Hoops Classic (Richmond, Va.) | | | |
| 12/21 | vs. VCU# (NBCSN) | L | 52-82 |
| 12/28 | UNC GREENSBORO (ESPN3) | L | 52-55 |
| 12/31 | MARYLAND-EASTERN SHORE | 4 p.m. | ESPN3 |
| 1/ 7 | SYRACUSE* | 9 p.m. | ACCN |
| 1/11 | BOSTON COLLEGE* | 12 p.m. | RSN |
| 1/15 | CLEMSON* | 7 p.m. | RSN |
| 1/19 | at Notre Dame* | 6 p.m. | ESPNU |
| 1/22 | WAKE FOREST* | 7 p.m. | RSN |
| 1/25 | at Virginia* | 3 p.m. | ACCN |
| 1/29 | at Boston College* | 7 p.m. | RSN |
| 2/ 1 | MARYLAND* | 12 p.m. | ACCN |
| 2/ 5 | at Florida State* | 9 p.m. | RSN |
| 2/ 8 | at Pittsburgh* | 12 p.m. | RSN |
| 2/15 | MIAMI* | 6 p.m. | RSN |
| 2/18 | VIRGINIA* | 9 p.m. | ACCN |
| 2/22 | NC STATE* | 2 p.m. | RSN |
| 2/25 | at Duke* | 7 p.m. | ESPNU |
| 3/ 1 | NORTH CAROLINA* | 2:30 p.m. | ACCN |
| 3/ 4 | at Maryland* | 8 p.m. | ACCN |
| 3/ 8 | at Georgia Tech* | 2 p.m. | ESPN/2 |
| ACC Tournament (Greensboro, N.C.) | | | |
| 3/13- | ACC Tournament | ACCN/ESPN/ESPN2 | |
| 3/16 | (Greensboro Coliseum, Greensboro, N.C.) | | |

* - Atlantic Coast Conference Games

- Coaches Vs. Cancer Classic

% - Governor's Holiday Hoops Classic

All times are EST and are subject to change

Television/Internet

ESPN3

Evan Lepler & Jeff Kleppin

Radio

Virginia Tech IMG Sports Network
Andrew Allegretta

Follow us on twitter

@VT_MBBall



Virginia Tech Athletics Communications

Primary Contact

Bill Dyer - Associate Director
wdyer@vt.edu

(o) - 540-231-8853

(c) - 540-998-5906

Secondary Contact

Rachel Perreault - Assistant Director

rachelp5@vt.edu

(o) - 540-231-2228

The Series vs. Maryland-Eastern Shore

The Hokies are 4-0 all-time against Maryland-Eastern Shore and 4-0 in home games against the Hawks ... The Hokies won the last meeting, 102-50, on Nov. 23, 2004 in Cassell Coliseum ... The Hokies are 24-0 all-time against teams currently in the Mid-Eastern Athletic Conference.

Last Time Out: UNCG 55, VT 52

The Hokies lost to UNCG, 55-52, in Cassell Coliseum on Saturday afternoon ... Tech shot just 36.0 percent from the field, including a season-low 20.0 percent from three-point range in the loss and also committed 15 turnovers ... **Marshall Wood** led Tech with a career-high-tying 14 points and **Joey van Zegeren** set a career-high with 11 points ... **Ben Emelogu** also had 11 points for the Hokies.

Cap & Gown

On Friday, Dec. 20, the Virginia Tech men's basketball team traveled to Richmond, Va., to play the next day against VCU in the Governor's Holiday Hoops Classic ... Before the bus rolled down the highway, the team and, in particular, **Cadarian Raines** had something to do ... Raines earned his bachelor's degree in sociology from the College of Liberal Arts that morning in Cassell Coliseum and his teammates were all there to see the accomplishment ... After plenty of photos and congratulations from family, friends and teammates, Raines hopped on the bus for the three hour trip to the State Capital.



Cadarian Raines

First Start

In the loss to VCU, **Ben Emelogu** earned the first of what will surely be many career starts for the Hokies ... The freshman captain led the Hokies with 12 points, plus he tied a career-high with six rebounds ... He also started against UNCG, scoring 11 points and grabbing five rebounds.



Ben Emelogu

Rankin Leaves Team

Virginia Tech guard **Marquis Rankin** has decided to leave the team, effective immediately ... The junior from Charlotte, N.C., has not appeared in a game this season, due to personal reasons ... He has appeared in 53 career games, starting 13 times and averaged 3.0 points and 1.0 assists per game for his career ... He has decided to stay at Virginia Tech in order to work towards his undergraduate degree.

Streak Snapped

Jarell Eddie had scored in double figures in 14 consecutive games before scoring just four points in the loss to UNCG ... That ended the longest such streak among ACC players.



Jarell Eddie

JvZ Comes Up Big

Joey van Zegeren continues his strong early-season showing for the Hokies ... JvZ earned his first start of the season in the win over Radford, grabbing six rebounds and blocking three shots and followed that with nine points and seven rebounds in the win over Winthrop, including scoring eight points in the first four minutes of the game ... In the ACC overtime win at Miami, van Zegeren grabbed a career-high 10 rebounds, while adding eight points in a career-high 35 minutes of action ... He blocked three shots and grabbed five rebounds in the loss to VCU, but played just 20 minutes due to foul troubles ... In the loss to UNCG, JvZ scored a career-high 11 points and grabbed seven rebounds.



Joey van Zegeren

Dishing It Out

In the win over Furman, **Devin Wilson** recorded 11 assists ... The last Hokie freshman to record 11 assists in a single game was Dell Curry, who had 11 assists as a freshman against Maryland-Eastern Shore on Dec. 4, 1982 ...



Devin Wilson

The 11 assists is also one assist shy of the Tech overall school record of 12, set by Dave Sensibaugh, Bimbo Coles and, most recently, Troy Manns in 1997 ... Wilson also has two games of eight assists each ... His 65 assists are the most by a Hokie through 12 games since Bimbo Coles in the 1986-87 season.

Dishing It Out, Part Deux

On the strength of **Devin Wilson's** 11 assists, the Hokies recorded a season-high 19 assists in the win over Furman ... It is the most assists for the Hokies since the opening game of last season, an 80-62 win over East Tennessee State in Cassell Coliseum.

And Hauling It In

Devin Wilson grabbed a career-high seven rebounds in the loss to UNCG ... It is the most rebounds for a Virginia Tech freshman point guard since Malcolm Delaney grabbed eight rebounds in a win over Boston College on Feb. 26, 2008.

Wood Could

Marshall Wood had struggled offensively early in the season, but has snapped out of it in a big way over the last several games ... Wood came off the bench and scored 13 points for the Hokies, making three-of-five three-point attempts in the win over Furman ... Wood had made just three, three-pointers in the first six games of the season combined ... In the win over Radford, Wood followed his Furman performance with 10 points and six rebounds against the Highlanders ... He tied his career-high with 14 points in the loss to UNCG ... Since the start of the Furman games, Wood has made 11-of-his 25 three-point attempts.



Marshall Wood

The Other Coach

In today's game, Maryland-Eastern Shore is coached by former Virginia Tech head coach Frankie Allen ... Allen was the head coach of the Hokies from 1987-1991, following an 11-year stint as an assistant coach for the Hokies under Charlie Moir ... The Roanoke, Va., native has also been the head coach at Tennessee State and Howard.

Eddie is Honored

Jarell Eddie was named the ACC Player of the Week for the week ending Dec. 9, 2013 ... This is the first time that Eddie has won the award and is the first Hokie to earn the honor this season ... The same week, Tech women's basketball player Uju Ugoka won the same award for ACC women, marking the first time since joining the conference in 2004 that the Hokies have swept the award in the same week.

Reaching New Levels

In the win over Radford, **Jarell Eddie** recorded his 900th career point ... He currently has 980 career points, 20 points shy of becoming the 44th player in Virginia Tech history to score 1,000 career points.

Smith Likes the Big Time

Adam Smith scored 27 points in the loss to No. 1 Michigan State ... Smith, who transferred from UNC Wilmington last season, played against two "equity" conference teams at UNCW, scoring 32 points against Maryland and 23 points against Wake Forest ... So far this season, Smith has scored 19 points against West Virginia, 27 points vs. Michigan State and 11 points in the loss to Seton Hall.



Adam Smith

Injury Update

Virginia Tech has two injuries to report ... **C.J. Barksdale** missed the win at Miami with a sprained right knee ... **Adam Smith** missed the win over Winthrop with a strained left calf muscle, but played limited minutes in the win at Miami ... Both played in the loss to VCU, but left the game due to injuries ... Smith re-aggravated the calf injury and Barksdale sprained his left ankle in the first half of that game ... Smith did not play in the loss to UNCG and Barksdale was limited to just six minutes in that game ... Both are questionable for today's game.



C.J. Barksdale

Doing It All

In the win over Winthrop, **Jarell Eddie** had perhaps his best, and unquestionably his busiest, night as a collegian ... Due to injuries, the Hokies played the game without guards **Adam Smith** and **Ben Emelogu** ... Eddie, who at times in his Tech career has played the power forward spot, was forced to not only start at his natural small forward position, but to also play both guard spots, including a run at the point ... Eddie proved he was up to the challenge, as he scored a career-high 34 points, tied a career-high with six three-pointers and grabbed a team-high seven rebounds in 37 minutes of action ... His 34 points are the most by a Hokie since Erick Green scored 35 points in the home loss to #14/15 Miami on Jan. 30, 2013.

Hokies in Overtime

With the win at Miami, the Hokies are now 60-45 all-time in overtime games ... Tech is 1-0 this season and was 2-2 in overtime games last season ... Tech is 27-23 in road overtime games, 26-9 in home overtime games and 7-13 on neutral courts ... Tech is 13-5 in ACC overtime games ... Tech is 3-6 all-time in overtime games against ranked teams ... Tech is 5-8 in double-overtime games and 1-2 in triple overtime games.

Spreading the Offense Around

When **Will Johnston** and **Joey van Zegeren** scored in double figures in the win over Furman, it marked the ninth and 10th different players to record a double-figure scoring game this season ... All eight scholarship players scored at least 10 points in a game in the previous four seasons.



Will Johnston

Always There When You Need Him

In the loss to VCU, **Christian Beyer** was forced into increased action due to injuries and foul trouble ... The walk-on from New Bern, N.C., was more than up to the task ... Coming off the bench, Beyer saw 16 minutes of action, all coming in the second half ... He led the team with eight rebounds, including three off the offensive glass.



Christian Beyer

Keep Off the Glass

In the win over Winthrop, the Hokies outrebounded the Eagles, 37-22 ... The 22 rebounds by WU is the fewest by a Tech opponent since Boston College had 19 rebounds in a 66-65 Hokie win in Cassell Coliseum on Feb. 12, 2012 ... The 59 combined rebounds in the Winthrop game is the fewest in a Virginia Tech game since March 2, 2013, when Tech and Clemson combined for 54 rebounds in a 69-61 Hokies win in Cassell Coliseum.

Two With Doubles

In the win over Radford, **C.J. Barksdale** (14 pts./10 rebs.) and **Jarell Eddie** (13 pts./10 rebs.) each recorded double-doubles ... It marked the first time since Jeff Allen (18 pts./15 rebs.) and Victor Davila (12 pts./10 rebs.) each recorded double-doubles in the win over No. 1 Duke on Feb. 26, 2011.

Early Start to Conference Play

The Hokies' 61-60 overtime win over Miami marked the conference opener for the Hokies and the Hurricanes ... This was the earliest date that Tech has won an ACC game, on the third-earliest date the Hokies had opened ACC play since joining the league in the 2004-05 season ... The earliest Tech ever opened an ACC season was on Dec. 4, 2005, a heart-breaking 77-75 loss at No. 1 Duke ... Tech also played arch-rival Virginia on Dec. 5, 2010.

Tripling on Doubles

In the loss to Seton Hall, **Jarell Eddie** recorded his first double-double of the season with 19 points and 11 rebounds, to go along with four blocked shots and four assists ... He made it two straight double-doubles with 14 points and 10 rebounds in the win over Furman and in the win over Radford, he pushed the streak to three consecutive double-doubles, with 13 points and 10 rebounds ... It marked the first time since Feb. 13, 15 and 19 of 2001 that a Hokie has had three consecutive double-doubles, when Jeff Allen recorded the last three of his seven consecutive double-doubles.

Hot From the Field

The Hokies made 29 of 48 attempts from the field in the win over Winthrop ... The 60.4 percent from the field is the highest percentage Tech has shot under **James Johnson** and the highest percentage the Hokies have made since shooting 62.5 percent from the floor (30 of 48) in a win over Monmouth on Nov. 14, 2011.

Quite A Break

The VCU game was the Hokies' first game since winning their ACC opener at Miami on Dec. 8 ... The 13-day break was the longest for the Hokies since the 2007-08 season, when Tech opened the season on Nov. 9 with a win over Elon and did not play again until Nov. 22, when they defeated Eastern Washington in the Great Alaska Shootout in Anchorage.

Playing D

So far this season, the Hokies are allowing opponents just 38.2 percent from the field ... In nine of the 12 games, including a recently-ended five game stretch, the Hokies allowed its opponents less than 40.0 percent from the field ... Only one opponent this season, No. 1 Michigan State, has shot better than 50.0 percent from the field.

Low Points for the Opposition

In the win over Furman, the Hokies allowed the Paladins just 54 points, including 17 first half points... Both figures are season-lows for Tech opposition ... The 54 points is the lowest total allowed by Tech since Dec. 10, 2012, when Tech defeated Mississippi Valley State, 70-49, in Cassell Coliseum ... The 17 points allowed in the first half is the lowest point total in a half by a Tech opponent since Tech allowed Eastern Michigan nine first half points on Dec. 22, 2011.

Hitting Threes

The Hokies made a season-high 13 three-pointers in the loss to No. 1 Michigan State ... It is the most three-point field goals made by the Hokies since they made 14 threes in a win at UNC Greensboro on Nov. 19, 2012 ... With the 12 made three-pointers in the win over Furman, Tech made 10-or-more three-pointers in four consecutive games, the first time that has happened at least since the 1999-2000 season ... With the 12 three-point field goals in the overtime win at Miami, the Hokies have made at least 10 three-pointers in five of their 12 games, plus three more games of 8-or-more three-pointers.

Hokies' All-Time Record

Virginia Tech is now 1364-1132 all-time in collegiate basketball, good for a .547 winning percentage ... This is the Hokies' 105th season of men's basketball.

The Hokies

Under James Johnson

| | |
|---|------|
| VT outrebounds opponent..... | 14-6 |
| Opponent outrebounds VT | 5-14 |
| Rebounds are equal..... | 1-3 |
| VT leads at the half..... | 14-4 |
| VT trails at the half | 6-17 |
| Game is tied at the half | 0-2 |
| VT shoots 50% or better | 8-1 |
| VT outshoots opponent..... | 19-5 |
| Opponent outshoots VT | 0-18 |
| Percentage is the same | 1-0 |
| VT holds opp. under 40%..... | 12-6 |
| VT scores 100+ points..... | 1-0 |
| VT scores 90-99 points..... | 3-0 |
| VT scores 80-89 points..... | 7-1 |
| VT scores 70-79 points..... | 4-7 |
| VT scores 60-69 points..... | 5-5 |
| VT scores less than 60 points | 0-10 |
| Opponent scores 100+ points..... | 0-0 |
| Opponent scores 90-99 points..... | 1-5 |
| Opponent scores 80-89 points..... | 3-5 |
| Opponent scores 70-79 points..... | 4-7 |
| Opponent scores 60-69 points..... | 8-5 |
| Opp. scores less than 60 points..... | 4-1 |
| VT in games 5-or-fewer points or OT | 5-8 |
| VT at home..... | 17-9 |
| VT on the road | 3-9 |
| VT at a neutral site..... | 1-5 |
| Overtime games | 3-2 |
| VT against conference foes..... | 5-14 |
| VT vs. ranked teams (AP only)..... | 1-5 |
| VT as a ranked team (AP only)..... | 0-0 |

Two With Twenty

In the loss to No. 1 Michigan State, **Adam Smith** scored 27 points and **Jarell Eddie** scored 23 points ... It marked the first time that two Hokies each had 20-or-more points in the same game since Jan. 9, 2013, when Erick Green scored 24 points and Eddie had 21 points in a loss to Boston College.

Hot Night at the Line

In the loss to No. 1 Michigan State, the Hokies were 14-15 from the free throw line ... The 93.3 percent is Tech's highest free throw percentage in a game in which they have shot at least 10 free throws since Feb. 21, 2010, when the Hokies made 15-16 from the line in a loss at No. 6 Duke ... An interesting side note, the Hokies have made 25 of their last 26 free throw attempts against Big Ten Conference opponents (96.2 percent).

Finally a Two

Will Johnston earned significant playing time last season and a lot was because of his three-point shooting ... After hitting a three-pointer in the loss to VCU, he has now made 29 field goals and all but one of them have been three-pointers ... Johnston earned his first career start at Virginia last season ... During the off-season, Johnston was awarded a scholarship for his efforts both on and off the court ... He made a career-high four three-pointers in the win over Furman.

There's a First Time for Everything

Will Johnston made his first collegiate start at Virginia last year ... It marked the first time a walk-on had started for the Hokies since **Joey Racer** started in the home finale against NC State two seasons ago ... It was the first time that the Hokies have started a walk-on in a non-Senior Day situation since at least the 1999-2000 season ... Johnston also got the start at NC State and again in the win over Florida State and at Miami last season and this season, got the start in the win over Winthrop, playing a career-high 30 minutes and again in the overtime win at Miami.

Lotsa Swats

Virginia Tech recorded 13 blocked shots in the win over West Virginia ... The last time Tech had reached double figures in blocked shots in a game was Feb. 10, 2010, when the Hokies blocked 12 shots in a win at NC State ... The last time Tech blocked more than 13 shots in a game was on Dec. 9, 2009, when the Hokies tied a school record of 15 blocks in a win over VMI in Cassell Coliseum ... Tech also blocked 15 shots in a win over Coastal Carolina on Dec. 4, 1993 ... Tech had nine blocked shots in the win over VMI and eight in the win over Winthrop ... Tech is second in the ACC in blocked shots this season.

Limited Trips to the Line

The Hokies attempted just three free throws in the win at Miami, making just one ... That was the fewest attempted and made free throws in a game for the Hokies since joining the ACC in the 2004-05 season.

That's A Lot of Points

The 105 points scored in the win over VMI on Nov. 18 is the most points scored in a game by the Hokies since March 18, 2009, a 116-108 double overtime victory over Duquesne in the first round of the 2009 NIT in Cassell Coliseum ... It is the most points scored in a regulation game (40 minutes) and in a regular season game by the Hokies since Dec. 7, 1994, a 110-75 win over VMI in Cassell Coliseum ... It is the first time the Hokies have scored more than 100 points in a game since Feb. 13, 2011, a 102-77 win over Georgia Tech in Cassell Coliseum.

Mueller to Sit Out This Season

The NCAA has ruled freshman guard **Malik Mueller** ineligible for the 2013-14 season due to initial eligibility rules ... Mueller is able to practice with the team this season and will be eligible to play four years beginning next season.



Malik Mueller

Rebounding Differential

In the win over VMI, the Hokies outrebounded the Keydets, 52-31 ... The 21-rebound differential is the largest for the Hokies since outrebounding Oklahoma State, 47-24, on Dec. 31, 2011 in a 67-61 Tech win in Stillwater.

Eddie's Strong Showing Rewarded

Jarell Eddie was named to the All-Tournament team of the Coaches Vs. Cancer Classic ... In two games in Brooklyn, Eddie combined for 42 points, and 12 rebounds and registered his first double-double of the season ... He made a career-high six three-pointers in the loss to No. 1 Michigan State.

Call It a Comeback

Virginia Tech trailed West Virginia, 29-12, with 8:21 remaining in the first half ... From that point forward, the Hokies outscored their rivals from Morgantown, 75-52, to claim an 87-82 victory ... The 17 points is the largest deficit overcome by the Hokies since Feb. 8, 2009, when Tech came back from an 18 point deficit in an overtime win at NC State ... In the overtime win at Miami, the Hokies came back from a 13-point second-half deficit, the largest deficit overcome in a conference game by Tech since the NC State game.

Career Double-Doubles

2009-10 Season

No active players

2010-11 Season

No active players

2011-12 Season

Jarell Eddie (1)

vs. BYU (12 pts./14 rebs.)*

2012-13 Season

Jarell Eddie (2)

vs. ETSU (17 pts./10 rebs.)

vs. Oklahoma State (15 pts./12 rebs.)

Cadarian Raines (2)

vs. Rhode Island (10 pts./12 rebs.)*

vs. VMI (14 pts./10 rebs.)

C.J. Barksdale (1)

at Georgia Tech (11 pts.*/10 reb.)

Marshall Wood (1)

at NC State (14 pts.*/16 reb.)*

2013-14 Season

Jarell Eddie (3)

vs. Seton Hall (19 pts./11 rebs.)

vs. Furman (14 pts./10 rebs.)

vs. Radford (13 pts./10 rebs.)

Trevor Thompson (1)

vs. WCU (15 pts.*/11 rebs.)*

C.J. Barksdale (1)

vs. Radford (14 pts./10 rebs.)

* - career highs at the time

Freshman Blocks

In the win over VMI, **Trevor Thompson** recorded five blocked shots ... That is the most blocked shots by a Virginia Tech freshman since **Cadarian Raines** blocked five shots in a win over UMBC on Dec. 22, 2009 ... In the win over Western Carolina, he recorded his first career double-double ... He scored 15 points and grabbed 11 rebounds in just 21 minutes of action ... Its the first double-double by a Hokie freshman since **Marshall Wood** had 14 points and 16 rebounds in an overtime loss at NC State last season ... It was Tech's first double-double of the season.

The State We're In

With the loss to VCU, Virginia Tech is 423-308 (.579) all-time against schools from Virginia ... Tech is 2-1 this season against schools from the Commonwealth and was 1-2 last season against state schools ... The Hokies have played 14 schools from the state ... With the win over Norfolk State on Dec. 11, 2011, the only state Division I school that Tech has not played is Hampton ... Tech holds winning records against 10 of the schools and even records against two others ... Tech will play VMI, Radford, VCU and UVA from the Commonwealth this season.

Hasn't Happened Often

When **Ben Emelogu** scored 22 points in the win over West Virginia, he became the first Tech freshman to score 20-or-more points in a game since Malcolm Delaney scored 20 points as a freshman in a loss at No. 5 North Carolina on Feb. 16, 2008 ... The last time a Virginia Tech freshman scored more than 22 points in a game was on Jan. 28, 2006, when A.D. Vassallo scored 29 points at Wake Forest ... This is just the 16th time since 1999 that a Hokie freshman has scored 20-or-more points in a game ... It took a great effort to even play in the Western Carolina game, as Emelogu was suffering from flu-like symptoms and recieved an IV prior to the game ... He scored 16 points in 27 minutes in that victory.

Comfortable at the Line

Jarell Eddie is shooting 81.5 percent from the line in his career and is fifth in career free throw percentage on the all-time list at Virginia Tech ... Eddie's 86.8 percent from the line as a sophomore was the fifth-best season in Tech history.

NCAA Stats

As of Dec. 30, 2013, the Hokies are 10th in the nation in three-point field goal percentage, tied for tied for 11th in three-point field goals per game, 20th in field goal percentage defense, tied for 25th in blocked shots per game and 49th in rebound margin.

TOP INDIVIDUAL PERFORMANCES

VIRGINIA TECH

Points

| | |
|----|---------------------------------|
| 34 | Jarell Eddie vs. Winthrop |
| 28 | Adam Smith vs. Radford |
| 27 | Adam Smith vs. Michigan State |
| 24 | Jarell Eddie at Miami |
| 23 | Jarell Eddie vs. Michigan State |
| 22 | Ben Emelogu vs. West Virginia |
| 21 | Jarell Eddie vs. VMI |

Rebounds

| | |
|----|-----------------------------|
| 11 | Trevor Thompson vs. WCU |
| 11 | Jarell Eddie vs. Seton Hall |
| 10 | Jarell Eddie vs. Furman |
| 10 | Jarell Eddie vs. Radford |
| 10 | C.J. Barksdale vs. Radford |
| 10 | Joey van Zegeren at Miami |

Assists

| | |
|----|-----------------------------|
| 11 | Devin Wilson vs. Furman |
| 8 | Devin Wilson vs. Seton Hall |
| 8 | Devin Wilson vs. Winthrop |
| 6 | Devin Wilson vs. UNCG |
| 5 | four times |

Steals

| | |
|---|---------------------------------|
| 3 | Cadarian Raines vs. WCU |
| 2 | Devin Wilson vs. Michigan State |
| 2 | Jarell Eddie at Miami |

Blocks

| | |
|---|-----------------------------------|
| 5 | Joey van Zegeren vs. USC Upstate |
| 5 | Cadarian Raines vs. West Virginia |
| 5 | Trevor Thompson vs. VMI |
| 4 | Jarell Eddie vs. Michigan State |
| 3 | Ben Emelogu vs. West Virginia |
| 3 | Joey van Zegeren vs. Seton Hall |
| 3 | Joey van Zegeren vs. Radford |
| 3 | Joey van Zegeren vs. VCU |
| 2 | seven times |

OPPONENTS

Points

| | |
|----|-------------------------------|
| 29 | Adreian Payne, Michigan State |
| 27 | Stephen Croone, Furman |
| 27 | Melvin Johnson, VCU |
| 22 | Rodney Glasgow, VMI |
| 22 | QJ Peterson, VMI |
| 20 | D.J. Covington, VMI |

Rebounds

| | |
|----|--------------------------------|
| 11 | Devin Williams, West Virginia |
| 11 | Donnavan Kirk, Miami (A) |
| 11 | Juvonte Reddic, VCU |
| 10 | Jodd Maxey, USC Upstate |
| 10 | Adreian Payne, Michigan State |
| 10 | Branden Dawson, Michigan State |
| 10 | Eugene Teague, Seton Hall |
| 10 | Kyle Cain, UNCG |

Assists

| | |
|---|-------------------------------|
| 7 | Juwan Staten, West Virginia |
| 7 | Keith Appling, Michigan State |
| 6 | JeQuan Lewis, VCU |
| 5 | three times |

Steals

| | |
|---|--------------------------------|
| 5 | JeQuan Lewis, VCU |
| 4 | QJ Peterson, VMI |
| 4 | Briante Weber, VCU |
| 4 | Keith Appling, Michigan State |
| 3 | Branden Dawson, Michigan State |
| 3 | Juvonte Reddic, VCU |
| 3 | Fuquan Edwin, Seton Hall |
| 2 | 12 times |

Blocks

| | |
|---|-------------------------------|
| 4 | Kenneth Hall, WCU |
| 3 | Torrey Craig, USC Upstate |
| 3 | D.J. Covington, VMI |
| 3 | Adreian Payne, Michigan State |
| 3 | Eugene Teague, Seton Hall |
| 2 | five times |

Big Lead in the Locker Room

Virginia Tech took a 38-18 lead into the locker room at halftime in the win over Western Carolina ... The 20-point lead was the Hokies' largest halftime lead since a 44-24 lead against Wake Forest in Cassell Coliseum on Jan. 15, 2011 ... The last time the Hokies led by more than 20 points at the half was a 50-11 lead over Mount St. Mary's in Cassell Coliseum on Jan. 2, 2011.

The W is What Counts

In the win over VMI on Nov. 18, the Hokies allowed the Keydets 92 points ... That is the most points allowed by the Hokies in a win since Jan. 2, 2010, when the Hokies defeated Seton Hall, 103-94, in overtime in Cancun, Mexico ... It is the most points allowed by the Hokies in a non-overtime win since a 107-92 win over Southern Mississippi Feb. 4, 1989 in Cassell Coliseum.

Second Half Scoring

Cadarian Raines started the season with a new career-high, as he scored 17 points against USC Upstate ... The senior surpassed his old high mark of 16 points set last year against Bradley and Duke ... He was 7-10 from the field ... Most amazingly, all 17 points came in the second half ... **Adam Smith** improved upon that in the loss to No. 1 Michigan State, as he scored 24 of his 27 points after intermission.

Hokies vs. No. 1

With the loss to Michigan State, Virginia Tech is 4-8 all-time against teams ranked No. 1 in the AP poll ... Tech is 3-4 against No. 1 since joining the ACC ... The Hokies are 0-4 against top-ranked teams in neutral site games ... Tech is 0-2 against top-ranked Big Ten teams, a 101-74 loss to Indiana in Bloomington in 1975 ... These numbers are only for teams ranked in the AP poll.

Hokies vs. Ranked Teams

With the loss at No. 1 Michigan State, the Hokies are 13-44 against nationally ranked teams since joining the ACC for the 2004-05 season ... Tech is 30-152 all-time against teams ranked in the AP poll ... Tech is 0-1 this season and was 1-4 against ranked teams last season ... The last time the Hokies defeated a nationally-ranked team was Dec. 1, 2012, when Tech defeated No. 15 Oklahoma State, 81-71, in Cassell Coliseum ... These numbers are only for teams ranked in the AP poll.

The Multi-Lingual Big Man

Communicating with forward **Joey van Zegeren** is easy for most students at Virginia Tech, regardless of nationality ... The redshirt sophomore from The Netherlands is fluent in five languages and has understanding of several others ... If you see him around campus, make sure to say "Hello", or "Hola", or "Hallo", or "Bonjour", or, well, you get the idea.

Captain Ben

Although he is only a freshman, **Ben Emelogu** has been named a team captain this season for the Hokies ... The guard from Grand Prairie, Texas came to Tech during the summer and established himself with his teammates immediately, earning the honor ... Emelogu made his collegiate debut in the loss to USC Upstate, coming off the bench to score six points and had two assists and led all scorers with 22 points in the win over West Virginia and added 19 points in the win over VMI.

The Floor General

The Hokies are starting **Devin Wilson** at point guard this season and the freshman has made a solid debut ... Wilson played 34 minutes and scored four points, had four rebounds and three assists, while committing just three turnovers in the loss to USC Upstate... It marked the first time the Hokies had started a freshman at the point in a season-opener since Nov. 9, 2007, when Hank Thorns got the start against Elon in the first game of the 2007-08 season (That's correct, Malcolm Delaney came off the bench in that, his first collegiate game) ... In the win over West Virginia, Wilson scored 16 points and handed out four assists ... He also made all eight of his free throw attempts ... He scored 13 points, had five rebounds and four assists in the win over VMI and had 11 points and eight assists in the win over Winthrop, playing a career-high 37 minutes ... Wilson leads the team in assists, steals and minutes played so far this season.

500-Plus in the Cassell

The Hokies have a 536-166 overall record in Cassell, good for a .764 winning percentage ... Tech is 6-2 in Cassell Coliseum this season and was 10-7 in Cassell last season ... Tech was 11-7 in the 2011-12 season and was 12-4 in Cassell the season before, the 50th year for the arena ... The win over Florida State on Jan. 8, 2011, was the 500th victory in the building ... The win over FSU in 2008 marked the Hokies' 600th game played in Cassell Coliseum ... Tech defeated Rhode Island, 86-63, on Nov. 20, 2002, in its 500th game in the arena ... Tech has had just one break-even home season and one losing season in Cassell Coliseum ... The 17 victories for the Hokies at home in the 2009-10 season set a new Cassell Coliseum and school record ... Including all home games, the Hokies are 836-320 (.723).

That's A Lot in A Little

The win over VMI was the final game in a stretch that saw the Hokies open the season with four games in the first nine days of the regular season.

Excuse Them, They're New

In the win over West Virginia, the three leading scorers for the Hokies were all playing in just their second games in a Tech uniform ... **Ben Emelogu** (22 pts.), **Adam Smith** (19 pts.) and **Devin Wilson** (16 pts.) all made their Virginia Tech debuts just three days earlier ... Smith played two seasons ago as a freshman at UNC Wilmington and Emelogu and Wilson are both freshmen.

Staying Close to Home Early

The Hokies played their first four games, and seven of their first nine games, in the friendly confines of Cassell Coliseum ... Last weekend's games in the Coaches Vs. Cancer Classic in the Barclays Center in Brooklyn were the first road game of the season ... Tech did not play a true road game until Dec. 8, when it defeated defending champion Miami, 61-60, in overtime in the BankUnited Center ... The Hokies will not play a true non-conference "road" game this season.

300 and Counting

The Hokies have hit at least one three-pointer in every game since joining the ACC in the 2004-05 season ... Tech has now hit a three in 346 consecutive games, the most in school history ... Since the three-point arc was added to college basketball for the 1986-87 season, the Hokies have hit at least one three in all but three games ... The last time that the Hokies did not record a three-point field goal in a game was at Providence on Feb. 1, 2003.

Points for Pondering

Led VT in Scoring: Eddie (8), Smith (2), Emelogu (2), Wood (1)

Double Figure Scoring Games: Eddie (11), Emelogu (7), Smith (6), Wilson (3), Barksdale (3), Wood (3), van Zegeren (2), Raines (1), Thompson (1), Johnston (1)

40-point Games: none

30-39-point Games: Eddie (1)

20-29-point Games: Eddie (3), Smith (2), Emelogu (1)

Led VT in Rebounding: Eddie (4), van Zegeren (4), Wood (3), Barksdale (2), Thompson (2), Emelogu (1), Beyer (1), Wilson (1)

Double Figure Rebounding Games: Eddie (3), Thompson (1), Barksdale (1), van Zegeren (1)

Led VT in Assists: Wilson (16), Smith (3), Eddie (1)

Double Figure Assist Games: Wilson (1)

Double-Doubles: Eddie (3), Thompson (1), Barksdale (1)

Most Points in a Half: 61 (2nd vs. VMI)

Fewest Points in a Half: 22 (1st vs. VCU & 1st vs. UNCG)

Most Points Allowed in a Half: 59 (2nd vs. VMI)

Fewest Points Allowed in a Half: 17 (1st vs. Furman)

Largest Lead: 25 pts. (81-56 vs. Radford)

Largest Deficit: 34 pts. (47-81, vs. VCU)

Largest Margin of Victory: 25 pts. (81-56 vs. Radford)

Largest Margin of Defeat: 30 pts. (52-82 vs. VCU)

Largest Deficit Overcome in a Victory: 17 pts. (12-29, vs. WVU)

Largest Lead Lost in a Loss: 11 pts. (43-32 vs. UNCG)

Largest Halftime Lead: 20 pts. (38-18 vs. WCU & 48-28 vs. Radford)

Largest Halftime Deficit: 20 pts. (22-42 vs. VCU)

Average Margin of Victory: 14.4 ppv

Average Margin of Defeat: 10.8 ppd

Average Margin: +3.9 ppv

* - Includes ties

Law -Abiding Citizens

Tech's win over West Virginia featured one very interesting stat line ... The Hokies did not record a steal in the game, the first time since Jan. 9, 2013 in a home loss to Boston College that Tech did not record a steal.

They Were the Champions, My Friend

On the weekend on Oct. 26, 2013, Virginia Tech welcomed the 1973 NIT Champion basketball team back to campus for their 40th reunion ... That team, coached by Don DeVoe, defeated New Mexico, Fairfield, Alabama and Notre Dame in Madison Square Garden to capture the school's first-ever NIT title ... Tech downed the Irish, 92-91 in overtime in the championship game ... Bobby Stevens hits a jumper at the buzzer to claim the win.

Where to Find It

Many Virginia Tech men's basketball facts are available on hokiesports.com ... Below is a listing of URLs that may be helpful to the media.

The Last Time:

<http://www.hokiesports.com/lasttime.html>

Tech's all-time games against ranked opponents:

<http://www.hokiesports.com/mbasketball/rankedopp.html>

Opponent History:

<http://www.hokiesports.com/mbasketball/opponents.html>

Past Schedules:

<http://www.hokiesports.com/mbasketball/pastschedules.html>

All-time overtime games:

<http://www.hokiesports.com/lasttime.html> go to men's basketball and toggle the "Show Only OT Games" button

The Last Time page is customizable to search a wide range of topics.

Player bio pages have career highs, multiple splits and career game-by-game stats.

Virginia Tech Media Policies

Virginia Tech will adhere to the following media practices on the road this season ... Immediately following each Virginia Tech men's basketball road game, head coach **James Johnson** will address the team in the locker room ... After a 5-10 minute period, he will leave the locker room to do his radio interviews ... At this time, 3-4 Virginia Tech players will be available in the hall outside the team locker room, or in an area designated by the host SID ... This area will NOT be the post-game interview room ... This will be the only availability for Virginia Tech players post-game ... Following Coach Johnson's radio obligations, he will proceed directly to the post-game interview room and make his post-game remarks to the media there ... Players will not be available in the locker room area following Coach Johnson's post-game interviews.

Our Name, Please

When referring to Virginia Tech, we ask that you please leave it at that - Virginia Tech ... Virginia Tech University is not now and never has been a name for the school ... The official name of the university is Virginia Polytechnic Institute and State University ... "Vah Tech", VPI, VPI&SU, VPI and SU and Va. Tech are also not recognized names and should not be used ... VT is acceptable as a shortened, agate form ... When referring to the school by its nickname, please use "Hokies" ... Your help in these matters is appreciated.

Virginia Tech Athletics Communications

ON THE INTERNET

www.hokiesports.com

The official Web site of Virginia Tech athletics provides media and fans with schedules, results, rosters, bios, statistics, general releases and game notes on the Hokies.



The Gameday section has live stats, radio and television coverage information and other pertinent information. This section is for home games only.

hokiesports.com/media

A media-only Web site is designed to make the media's job easier. Here you will find high-resolution, color mug shots of every Hokie basketball player and coach available to download. Please contact the Athletics Communications Office for access to this media-only site.

Twitter

Follow the Hokies on Twitter @VT_MBBall.

Instagram

Follow the Hokies on Instagram @vthokiemb.

www.theacc.com

Updated standings, results, schedules, statistics and notes are posted each week during the season.

What is a Hokie?

That's the most frequently asked question regarding Virginia Tech athletics ... The answer leads all the way back to 1896 when Virginia Agricultural and Mechanical College changed its name to Virginia Polytechnic Institute ... With the change came the necessity for writing a new cheer and a contest for such a purpose was held by the student body ... Senior O.M. Stull won first prize for his "Old Hokie" yell which still is used today ... Later, when asked if "Hokie" had any special meaning, Stull explained the words he used had no hidden or symbolic meaning, but had been thought up in an effort to get attention ... Hokie soon became a nickname for all Tech teams and for those people loyal to Tech athletics.

How To Say It

Cassell Coliseum Castle
 Cadarian Raines.....suh-DARE-ee-un
 Christian BeyerBYE-ur
 Jarell Eddie.....ju-RELL
 Joey van Zegerenvan ZEG-rin
 Kurt Kanaskiekuh-NAS-key
 Marquis Rankin.....mar-KEES
 Ramon Williams.....RAY-mon
 Ben Emelogu.....eeh-MEL-o-goo
 Malik Muellermah-LEEK MEW-lur

WHO TO CONTACT

Request for Interviews

Men's Basketball ACO

Bill Dyer
 (540) 231-8852 - office
 (540) 998-5906 - cell
 wdyer@vt.edu

Secondary Contact

Rachel Perreault
 (540) 231-2228 - office
 (603) 767-6492 - cell
 rachelp5@vt.edu

Requests for Photos

Director of Photography

Dave Knachel
 (540) 231-1838
 dknachel@vt.edu



Bill Dyer
 Associate Director of
 Athletics Communications



Rachel Perreault
 Assistant Director of
 Athletics Communications

Attendance Figures

Virginia Tech, like other ACC schools, announces total tickets distributed at home games ... That includes season tickets, individual game tickets and student tickets.

ESPN3

Several Virginia Tech basketball games will be available via internet streaming, free of charge ... Here is a list of the games that were shown on ESPN3 and WatchESPN app.

ESPN3 EXCLUSIVE

| | |
|---------|-----------------------|
| Nov. 8 | vs. USC Upstate |
| Nov. 15 | vs. Western Carolina |
| Nov. 18 | vs. VMI |
| Nov. 26 | vs. Furman |
| Nov. 29 | vs. Radford |
| Dec. 3 | vs. Winthrop |
| Dec. 28 | vs. UNC Greensboro |
| Dec. 31 | vs. Md.-Eastern Shore |

Welcoming Back Old Foes

The Hokies welcomed back two traditional rivals to the schedule last season and will add another this season ... Tech defeated VMI, 95-80, on Nov. 15 in a rivalry that dates back to 1909 and defeated West Virginia, 87-82, in Blacksburg on Nov. 12 ... Tech and WVU first met in basketball in 1921 and have played 78 times since then ... The teams had last met in the 2003-04 season, the Hokies' last season as a member of the BIG EAST Conference ... This season, the Hokies have added Radford back to the schedule, defeating the Highlanders, 81-56, on Nov. 29 ... Although the two schools have now met only six times since first playing in 1987, the Highlanders are, geographically, the closest Division I school to Virginia Tech, sharing the New River Valley ... Last week's game with VCU was the first meeting between the two schools since the 1994-95 season.

Big Green Things

Erick Green was the 2013 ACC Player of the Year, in a vote of the Atlantic Coast Sports Media Association ... Green received 38 of the 76 votes cast ... Green became the first Virginia Tech player ever to win the award and the first Hokie since Bimbo Coles in 1988 in the Metro Conference to win a conference Player of the Year Award ... Green joins Coles and Dell Curry (Metro, 1986) to earn a conference player of the Year Award ... He was second ACC Player of the Year from a bottom half of the league team (the late Len Bias from Maryland in 1986) ... He was named First Team All-ACC by the Atlantic Coast Sports Media Association ... Green joined Mason Plumlee of Duke, Shane Larkin of Miami, Joe Harris of Virginia and Richard Howell of NC State on the first team ... He is the third Hokie to earn first team honors in the ACC, joining Zabian Dowdell in 2007 and Malcolm Delaney in 2010 and 2011 ... Green was the first Hokie ever to lead the nation in scoring ... He became just the second ACC player to earn that honor, following South Carolina's Grady Wallace, who led the nation in scoring (31.2 ppg) in the 1956-57 season ... Green is just the second Hokie to lead the ACC in scoring ... Malcolm Delaney averaged 20.2 ppg in the 2010 season.

2013-14 Starters

| | |
|--|-----|
| Wilson, Smith, Eddie, Wood, Raines..... | 3-2 |
| Wilson, Smith, Eddie, Barksdale, Raines | 1-1 |
| Wilson, Smith, Eddie, Barksdale, van Zegeren | 1-0 |
| Wilson, Johnston, Eddie, Barksdale, van Zegeren..... | 1-0 |
| Wilson, Johnston, Eddie, Wood, van Zegeren | 1-0 |
| Wilson, Emelogu, Eddie, Wood, van Zegeren..... | 0-2 |

Hokies in ACC Stats

INDIVIDUALS

| | All | ACC |
|----------------------------|--------|-----|
| Scoring | | |
| Jarell Eddie | 9th | --- |
| Rebounding | | |
| Jarell Eddie | T 18th | --- |
| Assists | | |
| Devin Wilson | 3rd | --- |
| 3-pt. FG Percentage | | |
| Jarell Eddie | 3rd | --- |
| Ben Emelogu | 6th | --- |
| 3-pt. FG Made | | |
| Jarell Eddie | 2nd | --- |
| Ben Emelogu | 8th | --- |
| Blocked Shots | | |
| Joey van Zegeren | 4th | --- |
| Offensive Rebounds | | |
| Joey van Zegeren | 9th | --- |
| Defensive Rebounds | | |
| Jarell Eddie | T 9th | --- |

TEAM

| | All | ACC |
|------------------------------|-------|-----|
| Scoring Offense | 10th | --- |
| Scoring Defense | 11th | --- |
| Scoring Margin | 13th | --- |
| Free Throw Percentage | 10th | --- |
| Field Goal Percentages | 13th | --- |
| Field Goal % Defense | 4th | --- |
| 3-pt. FG Percentage | 1st | --- |
| 3-pt. FG% Defense | 7th | --- |
| Rebounding Offense | 2nd | --- |
| Rebounding Defense | 13th | --- |
| Rebounding Margin | 7th | --- |
| Blocked Shots | T 3rd | --- |
| Assists | 12th | --- |
| Steals | 13th | --- |
| Turnover Margin | 15th | --- |
| Assist/TO Ratio | 14th | --- |
| Offensive Rebounds | 12th | --- |
| Defensive Rebounds | 1st | --- |
| Defensive Rebound Percentage | 7th | --- |
| Offensive Rebound Percentage | 13th | --- |
| Three-Pointers Made | T 1st | --- |



Tech Talk Live

Tech Talk LIVE!, Presented by Geico is broadcast every Monday night at Bull & Bones Brewhaus and Grill at the First and Main complex in Blacksburg.

The radio program airs from 7-8 p.m. in front of a live audience, and can be heard on Virginia Tech IMG Sports Network radio affiliates throughout the region and on-line through Hokies All-Access.

Coach **James Johnson** appears on the program. Fans are encouraged to attend and can submit a question or comment via hokiesports.com



Radio Network

| | | |
|-------------------------|---------|----------|
| Abingdon..... | WFHG-FM | 92.7 FM |
| Blacksburg..... | WBRW-FM | 105.3 FM |
| Blackstone..... | WBBC-FM | 93.5 FM |
| Bluefield, WV..... | WKOY-FM | 100.9 FM |
| Bristol..... | WFHG-AM | 980 AM |
| Charlottesville..... | WKAV-AM | 1400 AM |
| Clifton Forge..... | WJVR-FM | 101.9 FM |
| Clincho..... | WDIC-AM | 1430 AM |
| Clintwood..... | WDIC-FM | 92.1 FM |
| Danville/Chatham/Gretna | WMNA-FM | 106.3 FM |
| Galax..... | WWWJ-AM | 1360 AM |
| Gate City..... | WGAT-AM | 1050 AM |
| Harrisonburg..... | WSIG-FM | 96.9 FM |
| Jacksonville, N.C..... | WAVQ-AM | 1400 AM |
| Lebanon..... | WLRV-AM | 1380 AM |
| Luray..... | WMXH-FM | 105.7 FM |
| Lynchburg..... | WLNI-FM | 105.9 FM |
| Marion..... | WOLD-FM | 102.5 FM |
| Martinsville..... | WMVA-AM | 1450 AM |
| Morningside, Md..... | WNEW-AM | 1580 AM |
| New Bern, N.C..... | WWNB-AM | 1490 AM |
| New Bern, NC..... | WWNB-FM | 103.9 FM |
| Norfolk..... | WNIS-AM | 790 AM |
| Richmond..... | WRNL-AM | 910 AM |
| Richmond..... | WRVA-AM | *1140 AM |
| Roanoke..... | WSNV-FM | 93.5 FM |
| Staunton..... | WTON-AM | 1240 AM |
| Tazewell..... | WKOY-FM | 100.9 FM |
| Warsaw..... | WNNT-FM | 107.5 FM |
| Warsaw..... | WNNT-AM | 690 AM |
| Washington, DC..... | WJFK-FM | 106.7 FM |
| White Stone..... | WIGO-FM | 104.9 FM |
| Winchester..... | WINC-AM | 1400 AM |
| Wytheville..... | WXBX-FM | 95.3 FM |

* Station will carry night games only

On This Date

Virginia Tech is 4-4 all-time in games played on New Year's Eve ... Tech won its last game on this date, a 67-61 win at Oklahoma State in 2011 ... Tech is 2-2 in home games on this date ... The Hokies have never played Maryland-Eastern Shore on this date and are 1-0 against schools from the MEAC on Dec. 3 ... Tech is 157-110 all-time on Tuesdays and are 3-0 in Tuesday games this season.

VT vs. The Conferences

| | |
|---|------------|
| ACC REGULAR SEASON | 1-0 |
| Atlantic 10 (VCU) | 0-1 |
| Atlantic Sun (USC Upstate) | 0-1 |
| Big 12 (West Virginia) | 1-0 |
| Big East (Seton Hall)..... | 0-1 |
| Big South (VMI, Radford, Winthrop)..... | 3-0 |
| Big Ten (Michigan State) | 0-1 |
| MEAC (UMES) | 0-0 |
| Southern (WCU, UNCG, Furman) | 2-1 |
| Total | 7-5 |

Coming Next Year

Virginia Tech has announced the signing of three players to national letters of intent ... Justin Bibbs, a 6-5, 205 lbs., guard from Dayton, Ohio, Jalen Hudson, a 6-5, 190 lbs. guard from Akron, Ohio and T.J. Lang, a 6-7, 190 lbs., wing from Mobile, Ala., all signed with the Hokies on Nov. 13 and will join the program in the fall of 2014.

Devin Wilson's 11 assists vs. Furman is tied for the most by an ACC player this season

Farewell to Weaver

This afternoon's men's basketball game between the Hokies and Hawks marks the final athletic event at Virginia Tech under the oversight of Director of Athletics Jim Weaver ... Weaver will retire effective today ... The coaches, student-athletes and staff of the Virginia Tech Athletics Department wish Mr. Weaver all the best in the future and thank him for his vision and leadership that has allowed this department unprecedented growth and achievement during his tenure in Blacksburg.

Compare & Contrast

| | |
|-----------------|--------------------------|
| VT | UMES |
| 73.3 | Points64.4 |
| 69.4 | Points Allowed75.2 |
| 44.1% | FG%37.6% |
| 38.2% | FG% Defense47.3% |
| 42.5% | 3FG%28.8% |
| 31.6% | 3FG% Defense37.8% |
| 68.4% | FT%69.4% |
| 41.3 | Rebounds35.1 |
| +5.9 | Rebound Margin.....-1.8 |
| 12.7 | Assists11.8 |
| 14.8 | Turnovers.....13.0 |
| 2.9 | Steals 7.2 |
| 6.1 | Blocks 3.3 |

Career Free Throw Percentage

Here is where **Jarell Eddie** stands on the list of career free throw percentage at Virginia Tech.

Career Free Throw Percentage

1. Malcom Delaney (2007-11)845
2. Phil Thieneman (1974-77)842
3. Howard Pardue (1961-64)..... .827
4. Eddie Lucas (1997-99)817
5. **Jarell Eddie (2010-present)**..... **.815**

Career Scoring

Here is where **Jarell Eddie** stands as he nears the list of 1,000-point scorers at Virginia Tech.

Career Scoring

- | | |
|---|------------|
| 40. Russell Davis (1974-76)..... | 1,052 |
| 41. Chris Ellis (1966-69)..... | 1,050 |
| 42. Craig Lieder (1971-74)..... | 1,034 |
| 43. Shawn Good (1996-98)..... | 1,008 |
| Jarell Eddie (2010-present)..... | 980 |

Virginia Tech leads the ACC in three-point field goal percentage, offensive rebounds and three-point field goals made.

Lots of New Faces

The Hokies welcome a wealth of new players to this year's team ... Freshmen **Devin Wilson, Ben Emelogu, Malik Mueller, Trevor Thompson** and **Maurice Kirby** have begun their Tech careers, as has redshirt sophomore **Adam Smith**, who sat out last season after transferring from UNC Wilmington ... On the bench, Tech welcomes new Director of Men's Basketball Operations **Rob Harris** and video coordinator **Kenny Brown**.

Win 10

With Virginia Tech's win over Clemson last season, it marked the 10th straight season that the Hokies had won at least 10 home games ... Tech's longest streak of 10-or-more home victories is 11 consecutive seasons, from 1975-76 through the 1985-86 season ... Tech was 10-7 in Cassell Coliseum last year ... Tech is 6-2 in Cassell Coliseum this season.

November Wins


The Hokies were 6-0 in games played in the month of November last year, marking the most wins by a Tech team in November ... The previous high was five wins in both the 2011-12 season and the 2005-06 season ... A disclaimer should be added, noting that the allowable start of the basketball season was moved up beginning with the 2004-05 season ... Prior to that, schedules could not begin before Thanksgiving weekend ... The Hokies had eight games scheduled in November this season and were 5-3 in November games in 2013.

Five Doubles is Rare

When **Marshall Wood** recorded his first career double-double in the overtime loss at NC State last season, he became the fifth Hokie to record a double-double during that season (and the fourth to record his first career double-double last season) ... That was the first season since at least the 1989-90 season that five Hokies have recorded double-doubles in the same season ... Nine games into this season, three Hokies, **Trevor Thompson, Jarell Eddie** and **C.J. Barksdale**, have recorded double-doubles for the Hokies.

The Last Time That...

- Tech scored 100 points and won: 105-92, vs. VMI, 11-18-13
- Tech scored 100 points and lost: 100-104 2OT vs. Maryland, 2-27-10
- Tech played in overtime: 61-60, OT, at Miami, 12-8-13
- Tech played in consecutive overtime games: 75-74 at Clemson, 2-8-06 & 77-81 at Virginia, 2-11-06
- Tech played 2 OT: 100-104, 2OT vs. Maryland, 2-27-10
- Tech played 3 OT: 86-90 at WVU, 2-2-83
- Tech scored 100+ points: 105-92, vs. VMI, 11-18-13
- Tech scored 90-99 points: 95-79, vs. Iowa, 11-27-12
- Tech scored 80-89 points: 81-63, vs. Winthrop, 12-3-13
- Tech scored 70-79 points: 75-54, vs. Furman, 11-26-13
- Tech scored 60-69 points: 61-60, OT, at Miami, 12-8-13
- Tech scored 50-59 points: 52-55, vs. UNCG, 12-28-13
- Tech scored 40-49 points: 47-48 at Florida State, 2-16-12
- Tech scored 30-39 points: 33-43 at East Carolina, 1966-67 season
- Tech scored 20-29 points: 27-40 at McGuire Gen., 1945-46 season
- Tech scored 10-19 points: 16-45 at Virginia, 1938-1939 season
- Tech scored less than 10 points: 7-31 at W&L, 1922-1923 season
- Tech allowed 100+ points: 100-104, 2OT vs. Maryland, 2-27-10
- Tech allowed 90-99 points: 77-96, vs. Michigan State, 11-22-13
- Tech allowed 80-89 points: 52-82, vs. VCU, 12-21-13
- Tech allowed 70-79 points: 58-76, at Miami, 2-27-13
- Tech allowed 60-69 points: 61-60, OT, at Miami, 12-8-13
- Tech allowed 50-59 points: 52-55, vs. UNCG, 12-28-13
- Tech allowed 40-49 points: 70-49, vs. Mississippi Valley State, 12-10-12
- Tech allowed 30-39 points: 99-34, vs. Mount St. Mary's, 1-2-11
- Tech allowed 20-29 points: 31-25 vs. Richmond, 2-1-46
- Tech allowed 10-19 points: 60-19 vs. Lynchburg College, 1-9-46
- Tech allowed less than 10 points: 28-9 vs. Hampden-Sydney, 1-17-23
- Largest margin of victory: 83 points vs. Randolph Macon Academy, 87-4, 1-10-11
- Largest margin of victory in an ACC game: 29 points vs. Wake Forest, 94-65, 1-15-11
- Two Tech players recorded double-doubles in a game: C.J. Barksdale (14 pts./10 rebs.) & Jarell Eddie (13 pts./10 rebs.) vs. Radford, 11-29-13
- Two Tech players recorded double-doubles in consecutive games: vs. UNC, ACC Tournament, 3-13-09 and vs. Duquesne, NIT, 3-18-09
- Tech player had five or more steals: Manny Atkins (5) vs. Mount St. Mary's, 1-2-11
- Tech player had 10 or more assists in a game: Devin Wilson (11) vs. Furman, 11-26-13
- Tech player had 20 or more rebounds in a game: Jeff Allen (21) vs. Longwood, 12-14-08
- Two Tech players had double figures in rebounds: C.J. Barksdale (10 rebs.) & Jarell Eddie (10 rebs.) vs. Radford, 11-29-13
- Two Tech players had five or more assists: Devin Wislon (5) & Adam Smith (5) vs. Michigan State, 11-22-13
- Two Tech players scored 20 or more points: Adam Smith (27 points) & Jarell Eddie (23 points) vs. Michigan State, 11-22-13
- Two Tech players scored 20 or more points in consecutive games: Erick Green & Jarell Eddie 11-19-12 & 11-23-12
- Tech freshman scored 20 or more points in a game: 22, Ben Emelogu, 87-82, vs. West Virginia, 11-12-13



Virginia Tech Streaks

| | Total | Home | Road | Neutral |
|----------------|--------|--------|--------|---------|
| Overall | Lost 2 | Lost 1 | Won 1 | Lost 6 |
| ACC* | Won 1 | Won 2 | Won 1 | --- |
| Non-Conference | Lost 2 | Lost 1 | Lost 1 | Lost 6 |

* - regular season games only

Longest winning streak this season 4, 11-26/12-8
 Longest losing streak this season 2, 11/22-11/23, current

Jarell Eddie leads the ACC in three-point field goal percentage this season.

The Last Time That...

Two Tech freshmen scored in double figures in a game: Ben Emelogu (19 pts.) & Devin Wilson (13 pts.) vs. VMI, 11-18-13
 Tech player scored 30-39 points in a game: 34, Jarell Eddie vs. Winthrop, 12-3-13
 Tech player scored 40-49 points in a game: 41, Dorenzo Hudson vs. Seton Hall, 1-2-10
 Tech player scored 50+ points in a game: 51, Bimbo Coles vs. Southern Miss., 2-6-88
 Tech defeated a ranked opponent on the road: 80-77 at No. 12/13 Clemson, 2-25-09
 Tech defeated a ranked opponent at home: 81-71, vs. No. 15/17 Oklahoma State, 12-1-12
 Tech defeated a ranked opponent on a neutral court: 72-64, vs. No. 21 Virginia, 12-28-95, Roanoke Civic Center
 Tech player had consecutive double-doubles: Jarell Eddie, 11-26-13 & 11-29-13
 Tech player had seven consecutive double-doubles: Jeff Allen, 1-25-11, 1-30-11, 2-2-11, 2-5-11, 2-13-11, 2-15-11 & 2-19-11
 Tech held opponent without a double-figure scorer: 65-47 vs. Miami, ACC Tournament, 3-12-09
 Tech had five players score in double figures: 75-54, vs. Furman, 11-26-13
 Tech had six players score in double figures: vs. Wake Forest, 1-15-11
 Tech did not make a three-point field goal: at Providence, 2-1-03
 Tech's opponent did not make a three-point field goal: at NC State, 2-10-10
 Tech did not shoot a free throw in the first half: at Miami, 12-8-13
 Tech did not shoot a free throw in the second half: vs. Virginia, 12-5-10
 Tech allowed a triple-double: Iman Shumpert (22 pts., 12 rebs., 11 assists), at Georgia Tech, 1-25-11
 Tech held an opponent under 10 points in a half: 9 points, vs. Eastern Michigan, 12-22-11
 Tech held an opponent under 20 points in a half: 17 pts., vs. Furman, 11-26-13
 Tech had double-figures in blocked shots: 13, 87-82, vs. West Virginia, 11-12-13
 Tech came back from a double-figure deficit to win: 13 pts. (37-24), at Miami, 12-8-13
 Tech led by 20-or-more points at half time of a game: 20 pts., 38-18, vs. WCU, 11-15-13

Beecher Joins the Hall

Former Virginia Tech men's basketball player Bobby Beecher was inducted into the Virginia Tech Sports Hall of Fame on Nov. 5 ... As a senior, Beecher averaged 14.3 points and 7.9 rebounds to finish his Tech career eighth in scoring (1,548 pts.) and sixth in rebounds (797) ... He played in 128 of 129 games as a Hokie, starting 126. Currently, he still ranks third all-time at Tech in blocked shots (170) and stands in the top 10 in career rebounds, field goals made (640) and free-throw percentage (.807). He is 16th all-time in scoring ... Beecher, who was selected in the fourth round of the 1986 NBA Draft by the Sacramento Kings, earned his Tech degree in human services with an emphasis in family and child development ... Beecher was joined in the 2013 Class by MLB pitcher Joe Saunders, softball's Clarisa Crowell, PGA Tour member Johnson Wagner, VT tennis great Jimmy Milley and former NFL player John Engelberger.

What's Next

The Hokies return to ACC league play on Jan. 7, as they host nationally-ranked Syracuse ... The game will tip-off at 9 p.m. and will be shown on the ACC Network.

Freshman Points

Since 1999, Virginia Tech freshmen have scored 20-or-more points in a game 16 times ... Here is a list of the top five performances on that list.

| | |
|----|--|
| 29 | A.D. Vassallo at Wake Forest, 1-28-06 |
| 24 | Brian Chase vs. La Salle, 3-1-00 |
| 23 | Brian Chase at Rhode Island, 2-12-00 |
| 22 | Brian Chase vs. Auburn, 12-21-99 (San Juan) |
| 22 | Ben Emelogu vs. West Virginia, 11-12-13 |

In the Cassell in the ACC

Virginia Tech is 116-43 in Cassell Coliseum as a member of the ACC ... Here is a year-by-year breakdown.

| | <i>Regular</i> | <i>Post</i> | <i>Overall</i> |
|---------------|----------------|-------------|----------------|
| 2004-05 | 12-3 | 1-0 | 13-3 |
| 2005-06 | 10-7 | 0-0 | 10-7 |
| 2006-07 | 13-2 | 0-0 | 13-2 |
| 2007-08 | 12-2 | 2-1 | 14-3 |
| 2008-09 | 9-5 | 1-1 | 10-6 |
| 2009-10 | 15-1 | 2-1 | 17-2 |
| 2010-11 | 11-3 | 1-1 | 12-4 |
| 2011-12 | 11-7 | --- | 11-7 |
| 2012-13 | 10-7 | --- | 10-7 |
| 2013-14 | 6-2 | --- | 6-2 |
| Totals | 109-39 | 7-4 | 116-43 |

VT App

Virginia Tech basketball game broadcasts can be heard throughout the mid-Atlantic region on a network of radio stations and on SiriusXM Satellite radio ... Fans can also follow the action of the Virginia Tech IMG Sports Network on their iPhone, Android and BlackBerry devices ... The official mobile application of Virginia Tech athletics, HokiesXtra, offers easy and instant access to up-to-the-minute news, scores, live game play-by-play, stats, schedules and rosters, streaming audio and more.

The free mobile application will include access to the following features:

HEADLINES
 LIVE GAME SCORING
 SCHEDULES AND SCORES
 LIVE SCORING UPDATES
 PLAY-BY-PLAY COVERAGE
 PLAYER AND TEAM STATS
 BOX SCORE
 ON-DEMAND VIDEO
 (SUBJECT TO VIDEO AVAILABILITY)
 ROSTERS
 IN-APP ALERT SYSTEM
 SHARING VIA EMAIL AND FACEBOOK

Head Coach James Johnson



James Johnson is in his second season as Virginia Tech's head men's basketball coach. Johnson's up-tempo style of offense energized the Hokie fan base in his first season and, with a fresh infusion of talent for the 2013-14 season, Tech will see a more pressure-oriented defense.

During Johnson's first season, senior guard Erick Green became the first Hokie ever to be named the Atlantic Coast Conference Player of the Year and to lead the nation in scoring. Johnson and the Hokies defeated No. 15 Oklahoma State in December in Cassell Coliseum, earning the new coach a victory in his first-ever game against a nationally-ranked team.

Just as important, two Hokies, Jarell Eddie and Christian Beyer were named to the All-ACC Academic team. Johnson has renewed a pledge to better involve the program into the daily life of the Virginia Tech campus and the New River Valley community. In the past year, the program became a part of the Christmas Store, Special Olympics and other activities and charities in the area.

No stranger to the Hokie Nation, Johnson spent the previous five seasons on the men's basketball staff at Virginia Tech. He was an assistant coach from 2007-2011 before being promoted to associate head coach prior to last season. He had accepted an assistant coaches' position at Clemson on April

13 of this year, but returns to Blacksburg to take over the reins of the men's basketball program. Director of Athletics Jim Weaver named Johnson to the position on May 1, 2012.

"I am pleased with Coach Johnson's first year as head coach," Weaver said. "He has surrounded himself with an excellent staff who cares about the players and their development in both the classroom and the basketball court."

Johnson joined the Hokies following two seasons as an assistant at George Mason. While at Mason, he focused on organizing the team's defensive efforts in practice and games. The Patriots were a combined 45-23 in his two seasons and advanced to the 2006 NCAA Final Four. Before GMU, Johnson spent two seasons as an assistant coach at Penn State. He was the recruitment coordinator for the Nittany Lions. Prior to Penn State, Johnson had a one-year stint as an assistant at the College of Charleston and he spent two years as an assistant at Elon.

"Virginia Tech and the Hokie Nation have a special place in my heart and I am blessed and excited for the opportunity to become the head basketball coach," Johnson said at the time of his hiring. "I look forward to working with a great group of young men and moving forward with this program."

Johnson, a native of Powhatan, Va.,



James Johnson is in his second season as the head coach of the Hokies.



was a four-year player and three-year starter at Ferrum College. A three-time Defensive Player of the Year, he helped guide his team to two conference championships and a berth in the NCAA Division III Tournament. He was also voted his team's Most Valuable Player in 1993. In 2001, Johnson was selected as one of the Top 10 players in Ferrum basketball history. In September of 2009, Johnson was elected into the Ferrum College Athletic Hall of Fame.

After graduating from Ferrum with a bachelor of science in psychology in 1993, he immediately stepped into the coaching ranks at his alma mater and served as an assistant for two seasons. Johnson helped guide the Panthers to a regular-season conference title. In 1995, Johnson moved on to Longwood College as an assistant and then spent one year at Hargrave Military Academy, where he worked with the post-graduate team. In 1997, he began a three-year run as an assistant at Old Dominion. Johnson is a member of the Black Coaches Association (BCA) and the National Association of Basketball Coaches (NABC). In March 2001, Rivals.com named Johnson one of the Top 20 Assistant Coaches at Mid-Major Division I Schools. He was a squad leader in the Army National Guard from 1989-91.

2013-14 VIRGINIA TECH

MEN'S BASKETBALL ROSTER

Alphabetical Listing

| No. | Name | POS | HT | WT | CL | HOMETOWN | HS/OTHER |
|-----|------------------|-----|------|-----|-------|----------------------------|--|
| 42 | C.J. Barksdale | F | 6-8 | 235 | Jr. | Danville, Va. | Hargrave Military Academy |
| 22 | Christian Beyer | F | 6-7 | 200 | Jr. | New Bern, N.C. | New Bern |
| 14 | Greg Donlon | F | 6-8 | 230 | So. | Midlothian, Va. | Cosby |
| 31 | Jarell Eddie | F | 6-7 | 220 | Sr. | Charlotte, N.C. | The Cannon School |
| 15 | Ben Emelogu | G | 6-5 | 205 | Fr. | Grand Prairie, Tex. | South Grand Prairie |
| 25 | Will Johnston | G | 6-3 | 185 | Jr. | Midlothian, Va. | Midlothian |
| 21 | Maurice Kirby | F | 6-9 | 235 | Fr. | Chandler, Ariz. | Basha |
| 1 | Malik Mueller* | G | 6-3 | 210 | Fr. | Ehingen, Germany | Urspring |
| 4 | Cadarian Raines | F | 6-9 | 238 | r-Sr. | Petersburg, Va. | Petersburg |
| 3 | Adam Smith | G | 6-1 | 170 | r-So. | Jonesboro, Ga. | Fayette County |
| 32 | Trevor Thompson | F | 6-11 | 210 | Fr. | Indianapolis, Ind. | St. John's Northwestern Military Academy |
| 2 | Joey van Zegeren | F | 6-10 | 225 | r-So. | Hoogeveen, The Netherlands | Canarias Basketball Academy |
| 11 | Devin Wilson | G | 6-4 | 185 | Fr. | McKees Rocks, Pa. | Montour |
| 33 | Marshall Wood | F | 6-8 | 230 | So. | Rustburg, Va. | Rustburg |

Numerical Listing

| No. | Name | POS | HT | WT | CL | HOMETOWN | HS/OTHER |
|-----|------------------|-----|------|-----|-------|----------------------------|--|
| 1 | Malik Mueller* | G | 6-3 | 210 | Fr. | Ehingen, Germany | Urspring |
| 2 | Joey van Zegeren | F | 6-10 | 225 | r-So. | Hoogeveen, The Netherlands | Canarias Basketball Academy |
| 3 | Adam Smith | G | 6-1 | 170 | r-So. | Jonesboro, Ga. | Fayette County |
| 4 | Cadarian Raines | F | 6-9 | 238 | r-Sr. | Petersburg, Va. | Petersburg |
| 11 | Devin Wilson | G | 6-4 | 185 | Fr. | McKees Rocks, Pa. | Montour |
| 14 | Greg Donlon | F | 6-8 | 230 | So. | Midlothian, Va. | Cosby |
| 15 | Ben Emelogu | G | 6-5 | 205 | Fr. | Grand Prairie, Tex. | South Grand Prairie |
| 21 | Maurice Kirby | F | 6-9 | 235 | Fr. | Chandler, Ariz. | Basha |
| 22 | Christian Beyer | F | 6-7 | 200 | Jr. | New Bern, N.C. | New Bern |
| 25 | Will Johnston | G | 6-3 | 185 | Jr. | Midlothian, Va. | Midlothian |
| 31 | Jarell Eddie | F | 6-7 | 220 | Sr. | Charlotte, N.C. | The Cannon School |
| 32 | Trevor Thompson | F | 6-11 | 210 | Fr. | Indianapolis, Ind. | St. John's Northwestern Military Academy |
| 33 | Marshall Wood | F | 6-8 | 230 | So. | Rustburg, Va. | Rustburg |
| 42 | C.J. Barksdale | F | 6-8 | 235 | Jr. | Danville, Va. | Hargrave Military Academy |

* - Must sit out 2013-14 season

Coaching Staff

Head Coach: James Johnson (Ferrum, 1993)

Assistant Coaches: Kurt Kanaskie (La Salle, 1980), Andy Moore (Muskingum College, 1992), Ramon Williams (VMI, 1990)

Director of Men's Basketball Operations: Rob Harris (Shenandoah, 1991)

Director of Strength & Conditioning, Basketball Programs: David Jackson (Virginia Tech, 1997)

(as of 12-30-2013)

CADARIAN RAINES

R-SENIOR • FORWARD • 6-9 • 238
PETERSBURG, VA. • PETERSBURG

#4



SEASON STATISTICS

SEASON/CAREER GAME HIGHS

| Opponent | Min | FG-A-% | 3FG-A-% | FT-A-% | O-D-T | A | TO | Blk | Stl | Pts |
|--------------------------|-----|-----------|----------|-----------|-------|---|----|-----|-----|-----|
| - USC UPSTATE # | 26 | 7-10-.700 | 0-0-.000 | 3-4-.750 | 0-4-4 | 1 | 1 | 0 | 1 | 17 |
| - WEST VIRGINIA | 16 | 1-2-.500 | 0-0-.000 | 2-2-1.000 | 1-3-4 | 0 | 3 | 5 | 0 | 4 |
| - WESTERN CAROLINA # | 21 | 1-3-.333 | 0-0-.000 | 3-5-.600 | 3-4-7 | 2 | 0 | 0 | 3 | 5 |
| - VMI | 21 | 3-3-1.000 | 0-0-.000 | 3-4-.750 | 4-1-5 | 2 | 3 | 2 | 0 | 9 |
| - No. 1 Michigan State # | 12 | 0-5-.000 | 0-0-.000 | 0-0-.000 | 1-1-2 | 0 | 1 | 0 | 0 | 0 |
| - Seton Hall # | 18 | 2-3-.667 | 0-0-.000 | 0-0-.000 | 1-3-4 | 0 | 2 | 0 | 0 | 4 |
| - FURMAN | 3 | 0-0-.000 | 0-0-.000 | 0-0-.000 | 0-1-1 | 0 | 0 | 0 | 0 | 0 |
| RADFORD | | -- DNP -- | | | | | | | | |
| WINTHROP | 15 | 3-4-.750 | 0-0-.000 | 2-2-1.000 | 2-2-4 | 1 | 0 | 2 | 0 | 8 |
| Miami * | 11 | 0-1-.000 | 0-0-.000 | 0-0-.000 | 0-1-1 | 0 | 0 | 0 | 0 | 0 |
| Virginia Commonwealth ^ | | -- DNP -- | | | | | | | | |
| UNCG | 7 | 0-0-.000 | 0-0-.000 | 0-2-.000 | 0-1-1 | 0 | 1 | 0 | 0 | 0 |
| MAYLAND-EASTERN SHORE | | | | | | | | | | |
| SYRACUSE * | | | | | | | | | | |
| BOSTON COLLEGE * | | | | | | | | | | |
| CLEMSON * | | | | | | | | | | |
| Notre Dame * | | | | | | | | | | |
| WAKE FOREST * | | | | | | | | | | |
| Virginia * | | | | | | | | | | |
| Boston College * | | | | | | | | | | |
| MARYLAND * | | | | | | | | | | |
| Florida State * | | | | | | | | | | |
| Pittsburg * | | | | | | | | | | |
| MIAMI * | | | | | | | | | | |
| VIRGINIA * | | | | | | | | | | |
| NC STATE * | | | | | | | | | | |
| Duke | | | | | | | | | | |
| NORTH CAROLINA * | | | | | | | | | | |
| Maryland * | | | | | | | | | | |
| Georgia Tech * | | | | | | | | | | |

*- ACC games; # - Coaches vs. Cancer Classic; ^ - Governor's Holiday Hoops Classic.

POINTS

| | |
|--------|-----------------------------|
| Season | 17 vs USC Upstate (11/9/13) |
| Career | 17 vs USC Upstate (11/9/13) |
| ACC | 16 at Duke (2/25/12) |

MINUTES PLAYED

| | |
|--------|-------------------------------|
| Season | 26 vs. USC Upstate (11/9/13) |
| Career | 41 at North Carolina (2/2/13) |
| ACC | 41 at North Carolina (2/2/13) |

FIELD GOALS MADE

| | |
|--------|--------------------------------------|
| Season | 7 vs USC Upstate (11/9/13) |
| Career | 7, 3x, last vs USC Upstate (11/9/13) |
| ACC | 7 at Duke (2/25/12), vs MD (2/7/13) |

FIELD GOAL ATTEMPTS

| | |
|--------|-----------------------------|
| Season | 10 vs USC Upstate (11/9/13) |
| Career | 13 vs Maryland (2/7/13) |
| ACC | 13 vs Maryland (2/7/13) |

3-PT FIELD GOALS MADE

| | |
|--------|-----|
| Season | N/A |
| Career | N/A |
| ACC | N/A |

3-PT FIELD GOAL ATTEMPTS

| | |
|--------|-----|
| Season | N/A |
| Career | N/A |
| ACC | N/A |

FREE THROWS MADE

| | |
|--------|---------------------------------------|
| Season | 3, 3x, last vs VMI (11/18/13) |
| Career | 5 vs GT (2/18/12), vs Iowa (11/27/12) |
| ACC | 5 vs Georgia Tech (2/18/12) |

FREE THROW ATTEMPTS

| | |
|--------|-----------------------------------|
| Season | 5 vs. Western Carolina (11/15/13) |
| Career | 8 vs Georgia Tech (2/18/12) |
| ACC | 8 vs Georgia Tech (2/18/12) |

REBOUNDS

| | |
|--------|------------------------------------|
| Season | 7 vs. Western Carolina (11/15/13) |
| Career | 13 at MD (1/5/13), vs WF (1/19/13) |
| ACC | 13 at MD (1/5/13), vs WF (1/19/13) |

ASSISTS

| | |
|--------|---|
| Season | 2 vs. WCU (11/15/13), vs VMI (11/18/13) |
| Career | 3 vs Wake Forest (1/19/13) |
| ACC | 3 vs Wake Forest (1/19/13) |

BLOCKS

| | |
|--------|---------------------------------|
| Season | 5 vs USC Upstate (11/9/13) |
| Career | 5, 3x, vs USC Upstate (11/9/13) |
| ACC | 5 vs Maryland (2/7/13) |

STEALS

| | |
|--------|--|
| Season | 3 vs. Western Carolina (11/15/13) |
| Career | 3 at URI (12/7/11), vs. WCU (11/15/13) |
| ACC | 2, 3x, last vs Miami (1/30/13) |



2013-2014 NOTES

Has played in ten games, making seven starts ... Scored a career-high 17 points in the season opener against USC Upstate ... Matched a career high with five blocks in the win over West Virginia ... Had three steals and seven rebounds against Western Carolina ... Scored nine points and grabbed nine rebounds against VMI ... Scored four points and grabbed four rebounds against Seton Hall ... Put up eight points in 15 minutes of action against Winthrop.


CAREER STATISTICS

| Year | GP-GS | Min-Avg. | FGM-FGA-Pct. | 3FG-FGA-Pct. | FTM-FTA-Pct. | Off.-Def. | Reb.-Avg. | A-TO | Blk | Stl | TP-Avg. |
|---------------|---------------|------------------|---------------------|-----------------|--------------------|----------------|----------------|--------------|-----------|-----------|----------------|
| 09-10 | 21-0 | 165-7.9 | 12-34-.353 | 0-0-.000 | 7-14-.500 | 20-17 | 37-1.8 | 3-6 | 16 | 4 | 31-1.5 |
| 10-11 | 4-0 | 21-5.3 | 1-4-.250 | 0-0-.000 | 0-0-.000 | 1-1 | 2-0.5 | 0-0 | 1 | 0 | 2-0.5 |
| 11-12 | 33-9 | 620-18.8 | 83-161-.516 | 0-0-.000 | 29-56-.518 | 63-67 | 130-3.9 | 13-25 | 25 | 23 | 195-5.9 |
| 12-13 | 32-30 | 790-24.7 | 94-195-.482 | 0-0-.000 | 23-53-.434 | 88-116 | 204-6.4 | 18-36 | 34 | 13 | 211-6.6 |
| 13-14 | 10-7 | 150-15.0 | 17-31-.548 | 0-0-.000 | 13-19-.684 | 12-21 | 33-3.3 | 6-11 | 9 | 4 | 47-4.7 |
| Career | 100-46 | 1746-17.5 | 207-425-.487 | 0-0-.000 | 72-142-.507 | 184-222 | 406-4.1 | 40-78 | 85 | 44 | 486-4.9 |

JARELL EDDIE

SENIOR • FORWARD • 6-7 • 209
CHARLOTTE, N.C. • THE CANNON SCHOOL

#31



SEASON STATISTICS

SEASON/CAREER GAME HIGHS

| Opponent | Min | FG-A-% | 3FG-A-% | FT-A-% | O-D-T | A | TO | Blk | Stl | Pts |
|--------------------------|-----|------------|-----------|-----------|---------|---|----|-----|-----|-----|
| -USC UPSTATE # | 35 | 6-21-.286 | 2-9-.222 | 4-5-.800 | 0-7-7 | 1 | 2 | 0 | 1 | 18 |
| -WEST VIRGINIA | 23 | 3-8-.375 | 0-1-.000 | 4-5-.800 | 1-2-3 | 1 | 3 | 0 | 0 | 10 |
| -WESTERN CAROLINA # | 29 | 6-10-.600 | 3-5-.600 | 2-3-.667 | 1-5-6 | 0 | 0 | 1 | 0 | 17 |
| -VMI | 33 | 7-12-.583 | 5-5-1.000 | 2-2-1.000 | 2-5-7 | 1 | 2 | 0 | 0 | 21 |
| -No. 1 Michigan State # | 24 | 7-12-.583 | 6-9-.667 | 3-3-1.000 | 0-1-1 | 0 | 0 | 0 | 0 | 23 |
| -Seton Hall # | 37 | 6-19-.314 | 3-8-.375 | 4-5-.8000 | 1-10-11 | 4 | 2 | 4 | 1 | 19 |
| -FURMAN | 33 | 6-15-.400 | 2-9-.222 | 0-0-.000 | 3-7-10 | 2 | 0 | 1 | 0 | 14 |
| -RADFORD | 34 | 5-14-.357 | 2-4-.500 | 1-1-1.000 | 1-9-10 | 2 | 2 | 1 | 0 | 13 |
| -WINTHROP | 37 | 13-18-.722 | 6-8-.750 | 2-2-1.000 | 1-6-7 | 2 | 2 | 0 | 1 | 34 |
| -Miami * | 43 | 9-23-.391 | 6-14-.267 | 0-0-.000 | 1-7-8 | 0 | 2 | 0 | 2 | 24 |
| -Virginia Commonwealth ^ | 32 | 4-10-.400 | 4-7-.571 | 0-4-.000 | 1-0-1 | 4 | 5 | 0 | 0 | 12 |
| -UNCG | 37 | 1-12-.083 | 0-4-.000 | 2-2-1.000 | 1-1-2 | 2 | 3 | 0 | 0 | 4 |
| MAYLAND-EASTERN SHORE | | | | | | | | | | |
| SYRACUSE * | | | | | | | | | | |
| BOSTON COLLEGE * | | | | | | | | | | |
| CLEMSON * | | | | | | | | | | |
| Notre Dame * | | | | | | | | | | |
| WAKE FOREST * | | | | | | | | | | |
| Virginia * | | | | | | | | | | |
| Boston College * | | | | | | | | | | |
| MARYLAND * | | | | | | | | | | |
| Florida State * | | | | | | | | | | |
| Pittsburg * | | | | | | | | | | |
| MIAMI * | | | | | | | | | | |
| VIRGINIA * | | | | | | | | | | |
| NC STATE * | | | | | | | | | | |
| Duke | | | | | | | | | | |
| NORTH CAROLINA * | | | | | | | | | | |
| Maryland * | | | | | | | | | | |
| Georgia Tech * | | | | | | | | | | |

POINTS

| | |
|--------|--------------------------|
| Season | 34 vs Winthrop (12/3/13) |
| Career | 34 vs Winthrop (12/3/13) |
| ACC | 24 at Miami (12/8/13) |

MINUTES PLAYED

| | |
|--------|-----------------------|
| Season | 43 at Miami (12/8/13) |
| Career | 43 at Miami (12/8/13) |
| ACC | 43 at Miami (12/8/13) |

FIELD GOALS MADE

| | |
|--------|---|
| Season | 13 vs Winthrop (12/3/13) |
| Career | 13 vs Winthrop (12/3/13) |
| ACC | 9 vs NC State (3/14/13), at Miami (12/8/13) |

FIELD GOAL ATTEMPTS

| | |
|--------|-----------------------|
| Season | 23 at Miami (12/8/13) |
| Career | 23 at Miami (12/8/13) |
| ACC | 23 at Miami (12/8/13) |

3-PT FIELD GOALS MADE

| | |
|--------|--------------------------------|
| Season | 6, 3x, last at Miami (12/8/13) |
| Career | 6, 3x, last at Miami (12/8/13) |
| ACC | 6 at Miami (12/8/13) |

3-PT FIELD GOAL ATTEMPTS

| | |
|--------|-----------------------|
| Season | 14 at Miami (12/8/13) |
| Career | 14 at Miami (12/8/13) |
| ACC | 14 at Miami (12/8/13) |

FREE THROWS MADE

| | |
|--------|--------------------------------------|
| Season | 4, 3x, last vs Seton Hall (11/23/13) |
| Career | 9 at UNCG (11/19/12) |
| ACC | 7 at Clemson (1/27/13) |

FREE THROW ATTEMPTS

| | |
|--------|--------------------------------------|
| Season | 5, 3x, last vs Seton Hall (11/23/13) |
| Career | 10 at UNCG (11/19/12) |
| ACC | 8 at Clemson (1/27/13) |

REBOUNDS

| | |
|--------|-----------------------------|
| Season | 11 vs Seton Hall (11/23/13) |
| Career | 14 vs BYU (1/25/12) |
| ACC | 10 at Virginia (1/22/12) |

ASSISTS

| | |
|--------|--|
| Season | 4 vs SHU (11/23/13), vs VCU (12/21/13) |
| Career | 5 vs Syracuse (11/23/11), vs BYU (1/25/12) |
| ACC | 4 vs Georgia Tech (2/18/12) |

BLOCKS

| | |
|--------|----------------------------|
| Season | 4 vs Seton Hall (11/23/13) |
| Career | 4 vs Seton Hall (11/23/13) |
| ACC | 3 vs Georgia Tech (2/9/13) |

STEALS

| | |
|--------|-------------------------------|
| Season | 2 at Miami (12/8/13) |
| Career | 3 vs Iowa (11/27/12) |
| ACC | 2,3x, last at Miami (12/8/13) |



* - ACC games; # - Coaches vs. Cancer Classic; ^ - Governor's Holiday Hoops Classic.

2013-2014 NOTES

Has started all 12 games ... Led the team with 18 points, also grabbing seven boards against USC Upstate ... Scored 10 points in the win over West Virginia ... Scored 17 points and brought down six rebounds against Western Carolina ... Was a perfect 5-for-5 from three-point range, finishing the game against VMI with 21 points and seven rebounds ... Made six threes enroute to a 23-point night against Michigan State ... Posted his first double-double of the season grabbing 11 rebounds and scoring 19 points, while also adding four assists and four blocks against Seton Hall ... Made it back-to-back double-doubles with 14 points and 10 boards against Furman ... Recorded 13 points and 10 rebounds in the win over Radford ... Scored 17 straight points in the first half, en-route to a 34-point performance against Winthrop ... Scored Tech's final 11 points of regulation to force overtime in Miami, finishing the game with 24 points and eight rebounds ... Earned ACC Player of the Week honors for his play at Miami ... Scored 12 points and added four assists against VCU.

CAREER STATISTICS

| Year | GP-GS | Min-Avg. | FGM-FGA-Pct. | 3FG-FGA-Pct. | FTM-FTA-Pct. | Off.-Def. | Reb-Avg. | A-TO | Blk | Stl | TP-Avg. |
|---------------|---------------|------------------|----------------|--------------|----------------|-------------|----------------|-------------|-----------|------------|------------|
| 10-11 | 27-0 | 295-10.9 | 25-68-.368 | 7-32-.219 | 22-32-.688 | 18-41 | 59-2.2 | 13-17 | 9 | 4 | 79-2.9 |
| 11-12 | 31-30 | 853-27.5 | 91-209-.435 | 52-116-.448 | 55-64-.859 | 17-140 | 157-5.1 | 44-45 | 14 | 16 | 289-9.3 |
| 12-13 | 32-28 | 970-30.3 | 131-331-.396 | 51-159-.321 | 80-95-.842 | 34-144 | 178-5.6 | 42-66 | 24 | 11 | 393-12.3 |
| 13-14 | 12-12 | 397-33.1 | 73-174-.420 | 39-83-.470 | 24-32-.750 | 13-60 | 73-6.1 | 19-23 | 7 | 5 | 209-17.4 |
| Career | 104-72 | 2562-24.6 | 322-792 | .407 | 151-396 | .381 | 185-227 | .815 | 82 | 387 | 469 |

C.J. BARKSDALE

JUNIOR • FORWARD • 6-8 • 232
DANVILLE, VA. • HARGRAVE MIL. ACAD.

#42



SEASON STATISTICS

SEASON/CAREER GAME HIGHS

| Opponent | Min | FG-A-% | 3FG-A-% | FT-A-% | O-D-T | A | TO | Blk | Stl | Pts |
|-------------------------|-----|-----------|----------|-----------|--------|---|----|-----|-----|-----|
| USC UPSTATE # | | -- DNP -- | | | | | | | | |
| WEST VIRGINIA | | -- DNP -- | | | | | | | | |
| WESTERN CAROLINA # | | -- DNP -- | | | | | | | | |
| VMI | 26 | 7-12-.583 | 0-1-.000 | 2-2-1.000 | 1-5-6 | 3 | 2 | 1 | 0 | 16 |
| No. 1 Michigan State # | 21 | 2-5-.200 | 0-0-.000 | 4-4-1.000 | 3-4-7 | 0 | 0 | 1 | 0 | 8 |
| -Seton Hall # | 30 | 3-6-.500 | 0-1-.000 | 3-4-.750 | 1-4-5 | 0 | 2 | 1 | 1 | 9 |
| -FURMAN | 24 | 4-11-.364 | 0-1-.000 | 1-1-1.000 | 3-3-6 | 1 | 2 | 1 | 0 | 9 |
| -RADFORD | 26 | 5-10-.500 | 0-1-.000 | 4-4-1.000 | 5-5-10 | 1 | 0 | 2 | 1 | 14 |
| -WINTHROP | 30 | 4-7-.571 | 1-3-.333 | 4-5-.800 | 0-6-6 | 1 | 2 | 2 | 0 | 13 |
| Miami * | | --DNP-- | | | | | | | | |
| Virginia Commonwealth ^ | 7 | 1-1-1.000 | 0-0-.000 | 0-0-.000 | 1-0-1 | 0 | 0 | 0 | 1 | 2 |
| UNCG | 6 | 0-0-.000 | 0-0-.000 | 0-0-.000 | 0-1-1 | 0 | 2 | 0 | 0 | 0 |
| MAYLAND-EASTERN SHORE | | | | | | | | | | |
| SYRACUSE * | | | | | | | | | | |
| BOSTON COLLEGE * | | | | | | | | | | |
| CLEMSON * | | | | | | | | | | |
| Notre Dame * | | | | | | | | | | |
| WAKE FOREST * | | | | | | | | | | |
| Virginia * | | | | | | | | | | |
| Boston College * | | | | | | | | | | |
| MARYLAND * | | | | | | | | | | |
| Florida State * | | | | | | | | | | |
| Pittsburg * | | | | | | | | | | |
| MIAMI * | | | | | | | | | | |
| VIRGINIA * | | | | | | | | | | |
| NC STATE * | | | | | | | | | | |
| Duke | | | | | | | | | | |
| NORTH CAROLINA * | | | | | | | | | | |
| Maryland * | | | | | | | | | | |
| Georgia Tech * | | | | | | | | | | |

POINTS

| | |
|--------|-------------------------------|
| Season | 16 vs VMI (11/18/13) |
| Career | 17 vs Florida State (2/24/13) |
| ACC | 17 vs Florida State (2/24/13) |

MINUTES PLAYED

| | |
|--------|---|
| Season | 30 vs SHU(11/23), vs Winthrop (12/3/13) |
| Career | 34 vs GSU (12/15/12) |
| ACC | 33 at Georgia Tech (1/12/13) |

FIELD GOALS MADE

| | |
|--------|---|
| Season | 7 vs VMI (11/18/13) |
| Career | 7 vs VMI (11/18/13) |
| ACC | 6 vs Duke (2/21/13), at Miami (2/27/13) |

FIELD GOAL ATTEMPTS

| | |
|--------|----------------------|
| Season | 12 vs VMI (11/18/13) |
| Career | 12 vs VMI (11/18/13) |
| ACC | 9 at Miami (2/27/13) |

3-PT FIELD GOALS MADE

| | |
|--------|-------------------------|
| Season | 1 vs Winthrop (12/3/13) |
| Career | 1 vs Winthrop (12/3/13) |
| ACC | N/A |

3-PT FIELD GOAL ATTEMPTS

| | |
|--------|-------------------------|
| Season | 3 vs Winthrop (12/3/13) |
| Career | 3 vs Winthrop (12/3/13) |
| ACC | N/A |

FREE THROWS MADE

| | |
|--------|-----------------------------------|
| Season | 4, 3x, last vs Winthrop (12/3/13) |
| Career | 9 vs Florida State (2/24/13) |
| ACC | 9 vs Florida State (2/24/13) |

FREE THROW ATTEMPTS

| | |
|--------|-------------------------------|
| Season | 5 vs Winthrop (12/3/13) |
| Career | 11 vs Florida State (2/24/13) |
| ACC | 11 vs Florida State (2/24/13) |

REBOUNDS

| | |
|--------|------------------------------------|
| Season | 10 vs Radford (11/29/13) |
| Career | 10, 3x, last vs Radford (11/29/13) |
| ACC | 10 at Georgia Tech (1/12/13) |

ASSISTS

| | |
|--------|-----------------------------------|
| Season | 3 vs VMI (11/18/13) |
| Career | 3 vs VMI (11/18/13) |
| ACC | 2, 3x, last vs NC State (3/14/13) |

BLOCKS

| | |
|--------|--|
| Season | 2 vs RU (11/29), vs Winthrop (12/3/13) |
| Career | 3 at WVU (12/8/12) |
| ACC | 1, 6x, last vs NC State (3/14/13) |

STEALS

| | |
|--------|------------------------------------|
| Season | 1, 3x, last vs VCU (12/21/13) |
| Career | 2, 4x, last vs Clemson (3/2/13) |
| ACC | 2 vs FSU (1/10/12), vs CU (3/2/13) |



2013-2014 NOTES

Has played in eight games, making four starts ... Missed the first three games of the season due to suspension ... Scored 16 points and grabbed six rebounds in his season debut against VMI ... Brought down seven rebounds and scored eight points against Michigan State ... Scored nine points and grabbed five rebounds against Seton Hall ... Grabbed six rebounds and scored nine points against Furman ... Earned first double-double of the season scoring 14 points and adding 10 rebounds in the win over Radford ... Totaled six rebounds and 13 points against Winthrop ... Missed the game at Miami due to a sprained knee ... Saw action early against VCU but suffered a sprained left ankle in the first half and did not return.

CAREER STATISTICS

| Year | GP-GS | Min-Avg. | FGM-FGA-Pct. | 3FG-FGA-Pct. | FTM-FTA-Pct. | Off.-Def. | Reb-Avg. | A-TO | Blk | Stl | TP-Avg. |
|---------------|--------------|------------------|---------------------|-----------------|--------------------|---------------|----------------|--------------|-----------|-----------|----------------|
| 11-12 | 32-1 | 379-11.8 | 30-72-.417 | 0-0-.000 | 27-36-.750 | 39-47 | 86-2.7 | 9-14 | 8 | 8 | 87-2.7 |
| 12-13 | 31-30 | 667-21.5 | 69-132-.523 | 0-0-.000 | 37-48-.771 | 45-101 | 146-4.7 | 19-27 | 16 | 12 | 175-5.6 |
| 13-14 | 8-4 | 170-21.3 | 26-52-.500 | 1-7-.143 | 18-20-.900 | 14-28 | 42-5.3 | 6-10 | 8 | 3 | 71-8.9 |
| Career | 71-35 | 1216-17.1 | 125-256-.488 | 1-7-.143 | 82-104-.788 | 98-176 | 274-3.9 | 34-51 | 32 | 23 | 333-4.7 |

CHRISTIAN BEYER

JUNIOR • FORWARD • 6-7 • 200
NEW BERN, N.C. • NEW BERN

#22



SEASON STATISTICS

| Opponent | Min | FG-A-% | 3FG-A-% | FT-A-% | O-D-T | A | TO | Blk | Stl | Pts |
|-------------------------|-----|-----------|----------|----------|-------|---|----|-----|-----|-----|
| USC UPSTATE # | 11 | 0-0-.000 | 0-0-.000 | 0-2-.000 | 2-2-4 | 1 | 1 | 0 | 0 | 0 |
| WEST VIRGINIA | 13 | 1-1-1.000 | 0-0-.000 | 1-2-.500 | 1-4-5 | 0 | 0 | 0 | 0 | 3 |
| WESTERN CAROLINA # | 2 | 0-0-.000 | 0-0-.000 | 0-0-.000 | 0-0-0 | 0 | 0 | 0 | 0 | 0 |
| VMI | | --DNP -- | | | | | | | | |
| No. 1 Michigan State # | 11 | 1-2-.500 | 1-2-.500 | 0-0-.000 | 1-1-2 | 0 | 0 | 0 | 0 | 3 |
| Seton Hall # | | --DNP -- | | | | | | | | |
| FURMAN | 2 | 0-0-.000 | 0-0-.000 | 0-0-.000 | 0-0-0 | 0 | 0 | 0 | 0 | 0 |
| RADFORD | 2 | 0-0-.000 | 0-0-.000 | 0-0-.000 | 0-0-0 | 0 | 0 | 0 | 0 | 0 |
| WINTHROP | 8 | 0-0-.000 | 0-0-.000 | 0-0-.000 | 0-1-1 | 1 | 3 | 0 | 1 | 0 |
| Miami * | 4 | 0-1-.000 | 0-0-.000 | 0-0-.000 | 0-1-1 | 0 | 0 | 1 | 0 | 0 |
| Virginia Commonwealth ^ | 16 | 1-3-.333 | 0-1-.000 | 0-0-.000 | 3-5-8 | 0 | 2 | 0 | 0 | 2 |
| UNCG | 1 | 0-0-.000 | 0-0-.000 | 0-0-.000 | 0-0-0 | 0 | 0 | 0 | 0 | 0 |
| MAYLAND-EASTERN SHORE | | | | | | | | | | |
| SYRACUSE * | | | | | | | | | | |
| BOSTON COLLEGE * | | | | | | | | | | |
| CLEMSON * | | | | | | | | | | |
| Notre Dame * | | | | | | | | | | |
| WAKE FOREST * | | | | | | | | | | |
| Virginia * | | | | | | | | | | |
| Boston College * | | | | | | | | | | |
| MARYLAND * | | | | | | | | | | |
| Florida State * | | | | | | | | | | |
| Pittsburg * | | | | | | | | | | |
| MIAMI * | | | | | | | | | | |
| VIRGINIA * | | | | | | | | | | |
| NC STATE * | | | | | | | | | | |
| Duke | | | | | | | | | | |
| NORTH CAROLINA * | | | | | | | | | | |
| Maryland * | | | | | | | | | | |
| Georgia Tech * | | | | | | | | | | |

*- ACC games; # - Coaches vs. Cancer Classic; ^ - Governor's Holiday Hoops Classic.

2013-2014 NOTES

Has played in nine games ... Saw 11 minutes of action, grabbing four rebounds in the opener against USC Upstate ... Scored three points and brought down five rebounds in the win over West Virginia ... Grabbed two rebounds and scored three points against Michigan State ... Had an assist, rebound and a steal against Winthrop ... Grabbed eight rebounds in 16 minutes against VCU.

SEASON/CAREER GAME HIGHS

POINTS

Season 3 vs WVU (11/12/13), vs MSU (11/22/13)
Career 9 vs BYU (12/19/12)
ACC 6 at Maryland (1/7/13), vs BC (1/9/13)

MINUTES PLAYED

Season 16 vs VCU (12/21/13)
Career 27 vs Bradley (12/22/12)
ACC 22 vs Boston College (1/9/13)

FIELD GOALS MADE

Season 1, 3x, last vs VCU (12/21/13)
Career 4 vs BYU (12/19/12)
ACC 3 at Maryland (1/7/13)

FIELD GOAL ATTEMPTS

Season 3 vs VCU (12/21/13)
Career 6 vs BYU (12/19/13)
ACC 5 at Maryland (1/7/13)

3-PT FIELD GOALS MADE

Season 1 vs Michigan State (11/22/13)
Career 1 at Clemson (1/27/13), vs MSU (11/22/13)
ACC 1 at Clemson (1/27/13)

3-PT FIELD GOAL ATTEMPTS

Season 2 vs Michigan State (11/22/13)
Career 3 vs MVSU (12/10/12)
ACC 1, 5x, last at Miami (2/27/13)

FREE THROWS MADE

Season 1 vs West Virginia (11/12/13)
Career 3 vs Bradley (12/22/12)
ACC 2 vs Boston College (1/9/13)

FREE THROW ATTEMPTS

Season 2 vs USC Upstate (11/9), vs WVU (11/12)
Career 4 vs Bradley (12/22/12)
ACC 2, 4x, last at Wake Forest (3/10/13)

REBOUNDS

Season 8 vs VCU (12/21/13)
Career 11 vs BYU (12/19/12)
ACC 8 vs Boston College (1/9/13)

ASSISTS

Season 1 vs USC Upstate (11/9), vs WU (12/3/13)
Career 2 vs BYU (12/19/12), vs BC (1/9/13)
ACC 2 vs Boston College (1/9/13)

BLOCKS

Season 1 at Miami (12/8/13)
Career 1, 4x, last at Miami (12/8/13)
ACC 1 vs WF (1/19/13), at Miami (12/8/13)

STEALS

Season 1 vs Winthrop (12/3/13)
Career 2 vs Bradley (12/22/12)
ACC 2 at Maryland (1/7/13)




CAREER STATISTICS

| Year | GP-GS | Min-Avg. | FGM-FGA-Pct. | 3FG-FGA-Pct. | FTM-FTA-Pct. | Off.-Def. | Reb-Avg. | A-TO | Blk | Stl | TP-Avg. |
|---------------|-------------|----------------|-------------------|------------------|-------------------|--------------|---------------|-------------|----------|----------|---------------|
| 12-13 | 25-0 | 410-16.4 | 27-89-.303 | 13-55-.236 | 23-36-.639 | 24-71 | 95-3.8 | 13-22 | 10 | 3 | 90-3.6 |
| 13-14 | 10-0 | 70-7.0 | 3-7-.429 | 1-3-.333 | 1-4-.250 | 7-14 | 21-2.3 | 2-6 | 1 | 1 | 8-0.8 |
| Career | 33-0 | 288-8.7 | 18-44-.409 | 2-12-.167 | 12-20-.600 | 30-56 | 86-2.7 | 7-16 | 4 | 5 | 50-1.5 |

WILL JOHNSTON

JUNIOR • GUARD • 6-3 • 185
MIDLOTHIAN, VA. • MIDLOTHIAN

#25



SEASON STATISTICS

SEASON/CAREER GAME HIGHS

| Opponent | Min | FG-A-% | 3FG-A-% | FT-A-% | O-D-T | A | TO | Blk | Stl | Pts |
|-------------------------|-----|-----------|-----------|-----------|-------|---|----|-----|-----|-----|
| USC UPSTATE # | 11 | 2-2-1.000 | 2-2-1.000 | 0-0-0.000 | 0-0-0 | 0 | 0 | 0 | 0 | 6 |
| WEST VIRGINIA | 3 | 0-0-0.000 | 0-0-0.000 | 0-0-0.000 | 0-0-0 | 0 | 0 | 0 | 0 | 0 |
| WESTERN CAROLINA # | 3 | 0-0-0.000 | 0-0-0.000 | 0-0-0.000 | 0-0-0 | 0 | 0 | 0 | 0 | 0 |
| VMI | 4 | 0-0-0.000 | 0-0-0.000 | 2-2-1.000 | 0-1-1 | 0 | 1 | 0 | 0 | 2 |
| No. 1 Michigan State # | 12 | 1-3-.333 | 1-3-.000 | 1-2-.500 | 1-2-3 | 1 | 0 | 0 | 0 | 4 |
| Seton Hall # | | --DNP-- | | | | | | | | |
| FURMAN | 26 | 4-6-.667 | 4-6-.667 | 0-0-0 | 1-4-5 | 1 | 0 | 0 | 1 | 12 |
| RADFORD | 22 | 1-2-.500 | 1-1-1.000 | 1-2-.500 | 0-1-1 | 0 | 0 | 0 | 0 | 4 |
| -WINTHROP | 30 | 1-7-.143 | 1-7-.143 | 0-0-0.000 | 0-0-0 | 1 | 0 | 0 | 0 | 3 |
| -Miami * | 3 | 0-1-.000 | 0-1-.000 | 0-0-0.000 | 0-2-2 | 0 | 0 | 0 | 0 | 0 |
| Virginia Commonwealth ^ | 15 | 1-2-.500 | 1-2-.500 | 0-0-0.000 | 0-1-1 | 0 | 0 | 0 | 0 | 3 |
| UNCG | 16 | 0-1-.000 | 0-1-.000 | 1-2-.500 | 0-2-2 | 0 | 2 | 0 | 0 | 1 |
| MAYLAND-EASTERN SHORE | | | | | | | | | | |
| SYRACUSE * | | | | | | | | | | |
| BOSTON COLLEGE * | | | | | | | | | | |
| CLEMSON * | | | | | | | | | | |
| Notre Dame * | | | | | | | | | | |
| WAKE FOREST * | | | | | | | | | | |
| Virginia * | | | | | | | | | | |
| Boston College * | | | | | | | | | | |
| MARYLAND * | | | | | | | | | | |
| Florida State * | | | | | | | | | | |
| Pittsburg * | | | | | | | | | | |
| MIAMI * | | | | | | | | | | |
| VIRGINIA * | | | | | | | | | | |
| NC STATE * | | | | | | | | | | |
| Duke | | | | | | | | | | |
| NORTH CAROLINA * | | | | | | | | | | |
| Maryland * | | | | | | | | | | |
| Georgia Tech * | | | | | | | | | | |

POINTS

| | |
|--------|------------------------------|
| Season | 12 vs Furman (11/26/13) |
| Career | 12 vs Furman (11/26/13) |
| ACC | 5 vs Boston College (1/9/13) |

MINUTES PLAYED

| | |
|--------|--------------------------|
| Season | 30 vs Winthrop (12/3/13) |
| Career | 30 vs Winthrop (12/3/13) |
| ACC | 28 at Virginia (2/12/13) |

FIELD GOALS MADE

| | |
|--------|---|
| Season | 4 vs Furman (11/26/13) |
| Career | 4 vs Furman (11/26/13) |
| ACC | 2 vs BC (1/9/13), at NC State (2/16/13) |

FIELD GOAL ATTEMPTS

| | |
|--------|-------------------------|
| Season | 7 vs Winthrop (12/3/13) |
| Career | 7 vs Winthrop (12/3/13) |
| ACC | 4 at NC State (2/16/13) |

3-PT FIELD GOALS MADE

| | |
|--------|---|
| Season | 4 vs Furman (11/26/13) |
| Career | 4 vs Furman (11/26/13) |
| ACC | 2 vs GT (2/9/13), at NC State (2/16/13) |

3-PT FIELD GOAL ATTEMPTS

| | |
|--------|----------------------------|
| Season | 7 vs Winthrop (12/3/13) |
| Career | 7 vs Winthrop (12/3/13) |
| ACC | 5 vs Georgia Tech (2/9/13) |

FREE THROWS MADE

| | |
|--------|------------------------|
| Season | 2 vs VMI (11/18/13) |
| Career | 3 at BYU (12/29/12) |
| ACC | 1 vs Maryland (2/7/13) |

FREE THROW ATTEMPTS

| | |
|--------|-----------------------------------|
| Season | 2, 3x, last vs Radford (11/29/13) |
| Career | 4 at BYU (12/29/12) |
| ACC | 2 vs Maryland (2/7/13) |

REBOUNDS

| | |
|--------|--------------------------------|
| Season | 5 vs Furman (11/26/13) |
| Career | 5 vs Furman (11/26/13) |
| ACC | 2, 3x, last at Miami (12/8/13) |

ASSISTS

| | |
|--------|-----------------------------------|
| Season | 1, 3x, last vs Winthrop (12/3/13) |
| Career | 2 vs ETSU (11/10/12) |
| ACC | 1, 4x, last at Virginia (2/12/13) |

BLOCKS

| | |
|--------|-----|
| Season | N/A |
| Career | N/A |
| ACC | N/A |

STEALS

| | |
|--------|------------------------------|
| Season | 1 vs Furman (11/26/13) |
| Career | 3 vs Florida State (2/24/13) |
| ACC | 3 vs Florida State (2/24/13) |



2013-2014 NOTES

Has played in 11 games, making two starts ... Scored six points against USC Upstate ... Put in two free throws and grabbed a rebound against VMI ... Scored four points and brought down three rebounds against Michigan State ... Had a career day against Furman, scoring 12 points and bringing down five rebounds ... Scored four points and grabbed a rebound against Radford ... Made the start in the win over Winthrop.

CAREER STATISTICS

| Year | GP-GS | Min-Avg. | FGM-FGA-Pct. | 3FG-FGA-Pct. | FTM-FTA-Pct. | Off.-Def. | Reb-Avg. | A-TO | Blk | Stl | TP-Avg. |
|---------------|-------------|-----------------|-------------------|-------------------|-------------------|-------------|---------------|-------------|----------|----------|---------------|
| 11-12 | 4-0 | 8-2.0 | 1-3-.333 | 1-3-.333 | 0-0-.000 | 0-0 | 0-0.0 | 0-0 | 0 | 0 | 3-0.8 |
| 12-13 | 29-4 | 32.2-11.1 | 18-52-.346 | 17-48-.354 | 5-11-.455 | 3-9 | 12-0.4 | 8-5 | 0 | 7 | 58-2.0 |
| 13-14 | 11-2 | 35-3.2 | 10-24-.417 | 10-23-.435 | 5-8-.625 | 2-13 | 15-1.4 | 3-3 | 0 | 1 | 35-3.2 |
| Career | 44-6 | 475-10.8 | 29-79-.367 | 28-74-.378 | 10-19-.526 | 5-22 | 27-0.6 | 11-8 | 0 | 8 | 96-2.2 |

* - ACC games; # - Coaches vs. Cancer Classic; ^ - Governor's Holiday Hoops Classic.

ADAM SMITH

R-SOPHOMORE • GUARD • 6-1 • 170
JONESBORO, GA • UNC WILMINGTON

#3



SEASON STATISTICS

SEASON/CAREER GAME HIGHS

| Opponent | Min | FG-A-% | 3FG-A-% | FT-A-% | O-D-T | A | TO | Blk | Stl | Pts |
|-------------------------|-----|-----------|----------|-----------|-------|---|----|-----|-----|-----|
| -USC UPSTATE # | 28 | 3-10-.300 | 1-2-.500 | 0-0-.000 | 0-3-3 | 3 | 1 | 0 | 0 | 7 |
| -WEST VIRGINIA | 33 | 7-12-.583 | 2-5-.200 | 3-3-1.000 | 1-3-4 | 1 | 4 | 0 | 0 | 19 |
| -WESTERN CAROLINA # | 29 | 3-12-.250 | 0-1-.000 | 0-0-.000 | 1-2-3 | 3 | 2 | 0 | 1 | 6 |
| -VMI | 30 | 4-10-.400 | 1-2-.500 | 2-4-.500 | 0-3-3 | 3 | 0 | 0 | 0 | 11 |
| -No. 1 Michigan State # | 28 | 9-19-.474 | 4-9-.444 | 5-5-1.000 | 0-6-6 | 5 | 3 | 0 | 1 | 27 |
| -Seton Hall # | 26 | 4-9-.444 | 3-5-.600 | 0-0-.000 | 0-3-3 | 1 | 2 | 0 | 0 | 11 |
| -FURMAN | 29 | 4-10-.400 | 3-7-.429 | 0-0-.000 | 0-1-1 | 3 | 2 | 0 | 0 | 11 |
| -RADFORD | 36 | 9-18-.500 | 2-5-.400 | 8-10-.800 | 0-4-4 | 5 | 0 | 0 | 0 | 28 |
| WINTHROP | | -- DNP -- | | | | | | | | |
| Miami * | 21 | 3-9-.333 | 2-6-.333 | 0-0-.000 | 0-1-1 | 3 | 0 | 0 | 0 | 8 |
| Virginia Commonwealth ^ | 15 | 1-5-.200 | 1-3-.333 | 0-0-.000 | 1-0-1 | 0 | 2 | 0 | 0 | 3 |
| UNCG | | -- DNP -- | | | | | | | | |
| MAYLAND-EASTERN SHORE | | | | | | | | | | |
| SYRACUSE * | | | | | | | | | | |
| BOSTON COLLEGE * | | | | | | | | | | |
| CLEMSON * | | | | | | | | | | |
| Notre Dame * | | | | | | | | | | |
| WAKE FOREST * | | | | | | | | | | |
| Virginia * | | | | | | | | | | |
| Boston College * | | | | | | | | | | |
| MARYLAND * | | | | | | | | | | |
| Florida State * | | | | | | | | | | |
| Pittsburg * | | | | | | | | | | |
| MIAMI * | | | | | | | | | | |
| VIRGINIA * | | | | | | | | | | |
| NC STATE * | | | | | | | | | | |
| Duke | | | | | | | | | | |
| NORTH CAROLINA * | | | | | | | | | | |
| Maryland * | | | | | | | | | | |
| Georgia Tech * | | | | | | | | | | |

*- ACC games; # - Coaches vs. Cancer Classic; ^ - Governor's Holiday Hoops Classic.

POINTS

| | |
|--------|--------------------------|
| Season | 28 vs Radford (11/29/13) |
| Career | 28 vs Radford (11/29/13) |
| ACC | 8 at Miami (12/8/13) |

MINUTES PLAYED

| | |
|--------|--------------------------|
| Season | 36 vs Radford (11/29/13) |
| Career | 36 vs Radford (11/29/13) |
| ACC | 21 at Miami (12/8/13) |

FIELD GOALS MADE

| | |
|--------|---|
| Season | 9 vs MSU (11/22), vs Radford (11/29/13) |
| Career | 9 vs MSU (11/22), vs Radford (11/29/13) |
| ACC | 3 at Miami (12/8/13) |

FIELD GOAL ATTEMPTS

| | |
|--------|---------------------------------|
| Season | 19 vs Michigan State (11/22/13) |
| Career | 19 vs Michigan State (11/22/13) |
| ACC | 9 at Miami (12/8/13) |

3-PT FIELD GOALS MADE

| | |
|--------|--------------------------------|
| Season | 4 vs Michigan State (11/22/13) |
| Career | 4 vs Michigan State (11/22/13) |
| ACC | 2 at Miami (12/8/13) |

3-PT FIELD GOAL ATTEMPTS

| | |
|--------|--------------------------------|
| Season | 9 vs Michigan State (11/22/13) |
| Career | 9 vs Michigan State (11/22/13) |
| ACC | 6 at Miami (12/8/13) |

FREE THROWS MADE

| | |
|--------|-------------------------|
| Season | 8 vs Radford (11/29/13) |
| Career | 8 vs Radford (11/29/13) |
| ACC | N/A |

FREE THROW ATTEMPTS

| | |
|--------|--------------------------|
| Season | 10 vs Radford (11/29/13) |
| Career | 10 vs Radford (11/29/13) |
| ACC | N/A |

REBOUNDS

| | |
|--------|--------------------------------|
| Season | 6 vs Michigan State (11/22/13) |
| Career | 6 vs Michigan State (11/22/13) |
| ACC | 1 at Miami (12/8/13) |

ASSISTS

| | |
|--------|---|
| Season | 5 vs MSU (11/22), vs Radford (11/29/13) |
| Career | 5 vs MSU (11/22), vs Radford (11/29/13) |
| ACC | 3 at Miami (12/8/13) |

BLOCKS

| | |
|--------|-----|
| Season | N/A |
| Career | N/A |
| ACC | N/A |

STEALS

| | |
|--------|--|
| Season | 1 vs WCU (11/15/13), vs MSU (11/22/13) |
| Career | 1 vs WCU (11/15/13), vs MSU (11/22/13) |
| ACC | N/A |



2013-2014 NOTES

Has played in ten games, making eight starts ... Scored seven points and added three assists against USC Upstate ... Put up 19 points in the win over West Virginia ... Had six points and three assists against Western Carolina ... Had three assists and 11 points against VMI ... Led the team with 27 points, adding six boards and five assists against Michigan State ... Put up 11 points and grabbed three rebounds against Seton Hall ... Had 11 points and three assists against Furman ... Scored 28 points and added five assists in the win over Radford ... Missed the Winthrop game due to a left calf strain ... Had eight points and three assists at Miami ... Saw early action against VCU but did not return in the second half, still dealing with a calf strain ... Did not play against UNCG still working back from a calf injury.

CAREER STATISTICS

| Year | GP-GS | Min-Avg. | FGM-FGA-Pct. | 3FG-FGA-Pct. | FTM-FTA-Pct. | Off.-Def. | Reb-Avg. | A-TO | Blk | Stl | TP-Avg. |
|----------|-------|----------|--------------|--------------|--------------|-----------|----------|-------|-----|-----|----------|
| (11-12)* | 31-29 | 939-30.3 | 150-396-.379 | 58-175-.331 | 67-82-.817 | 12-88 | 100-3.2 | 49-47 | 1 | 15 | 425-13.7 |
| 13-14 | 10-8 | 275-27.5 | 47-114-.412 | 19-45-.422 | 18-22-.818 | 3-26 | 29-2.9 | 27-16 | 0 | 2 | 131-13.1 |

*While at UNCW

JOEY van ZEGEREN

R-SOPHOMORE • FORWARD • 6-10 • 220
HOOGVEEN, THE NETHERLANDS • CANARIAS

#2



SEASON STATISTICS

| Opponent | Min | FG-A-% | 3FG-A-% | FT-A-% | O-D-T | A | TO | Blk | Stl | Pts |
|--------------------------|-----|-----------|----------|-----------|--------|---|----|-----|-----|-----|
| USC UPSTATE # | 22 | 1-5-.200 | 0-1-.000 | 0-3-.000 | 4-3-7 | 0 | 0 | 5 | 0 | 2 |
| WEST VIRGINIA | 9 | 0-2-.000 | 0-0-.000 | 2-2-1.000 | 2-1-3 | 0 | 2 | 2 | 0 | 2 |
| WESTERN CAROLINA # | 20 | 3-4-.750 | 0-0-.000 | 3-8-.375 | 1-3-4 | 1 | 0 | 1 | 0 | 9 |
| VMI | 4 | 1-1-1.000 | 0-0-.000 | 1-2-.500 | 2-3-5 | 0 | 0 | 1 | 0 | 3 |
| No. 1 Michigan State # | 11 | 0-1-.000 | 0-0-.000 | 0-0-.000 | 0-0-0 | 0 | 1 | 0 | 0 | 0 |
| Seton Hall # | 13 | 0-2-.000 | 0-0-.000 | 1-2-.500 | 3-1-4 | 0 | 1 | 3 | 0 | 1 |
| FURMAN | 22 | 4-5-.800 | 0-0-.000 | 2-4-.500 | 2-3-5 | 0 | 3 | 1 | 1 | 10 |
| -RADFORD | 16 | 0-0-.000 | 0-0-.000 | 1-2-.500 | 1-5-6 | 2 | 2 | 3 | 1 | 1 |
| -WINTHROP | 21 | 4-6-.667 | 0-0-.000 | 1-5-.200 | 2-5-7 | 0 | 3 | 2 | 1 | 9 |
| -Miami * | 35 | 4-9-.444 | 0-0-.000 | 0-0-.000 | 6-4-10 | 0 | 2 | 2 | 1 | 8 |
| -Virginia Commonwealth ^ | 20 | 2-3-.667 | 0-0-.000 | 0-0-.000 | 2-3-5 | 0 | 1 | 3 | 0 | 4 |
| -UNCG | 29 | 5-8-.625 | 0-0-.000 | 1-2-.500 | 4-3-7 | 0 | 1 | 2 | 0 | 11 |
| MAYLAND-EASTERN SHORE | | | | | | | | | | |
| SYRACUSE * | | | | | | | | | | |
| BOSTON COLLEGE * | | | | | | | | | | |
| CLEMSON * | | | | | | | | | | |
| Notre Dame * | | | | | | | | | | |
| WAKE FOREST * | | | | | | | | | | |
| Virginia * | | | | | | | | | | |
| Boston College * | | | | | | | | | | |
| MARYLAND * | | | | | | | | | | |
| Florida State * | | | | | | | | | | |
| Pittsburg * | | | | | | | | | | |
| MIAMI * | | | | | | | | | | |
| VIRGINIA * | | | | | | | | | | |
| NC STATE * | | | | | | | | | | |
| Duke | | | | | | | | | | |
| NORTH CAROLINA * | | | | | | | | | | |
| Maryland * | | | | | | | | | | |
| Georgia Tech * | | | | | | | | | | |

*- ACC games; # - Coaches vs. Cancer Classic; ^ - Governor's Holiday Hoops Classic.

2013-2014 NOTES

Has played in all 12 games, making five starts ... Blocked a career-high five blocks in the season opener against USC Upstate ... Blocked two shots and grabbed three rebounds in the win over West Virginia ... Scored nine points and brought down four rebounds ... Grabbed five rebounds against VMI ... Blocked three shots and brought down four rebounds against Seton Hall ... Matched a career high with 10 points, while adding five rebounds against Furman ... Made his first start of the season against Radford, grabbing six rebounds and blocking three shots ... Neared a double-double with nine points and seven rebounds against Winthrop ... Grabbed 10 rebounds and scored eight points in the overtime win at Miami ... Blocked three shots and brought down five rebounds against VCU ... Scored 11 points and grabbed seven rebounds against UNCG.

SEASON/CAREER GAME HIGHS

POINTS

| | |
|--------|-------------------------|
| Season | 11 vs UNCG (12/28/13) |
| Career | 11 vs UNCG (12/28/13) |
| ACC | 10 at Maryland (1/5/13) |

MINUTES PLAYED

| | |
|--------|-----------------------|
| Season | 35 at Miami (12/8/13) |
| Career | 35 at Miami (12/8/13) |
| ACC | 35 at Miami (12/8/13) |

FIELD GOALS MADE

| | |
|--------|----------------------|
| Season | 5 vs UNCG (12/28/13) |
| Career | 5 vs UNCG (12/28/13) |
| ACC | 4 at Miami (12/8/13) |

FIELD GOAL ATTEMPTS

| | |
|--------|----------------------|
| Season | 9 at Miami (12/8/13) |
| Career | 9 at Miami (12/8/13) |
| ACC | 9 at Miami (12/8/13) |

3-PT FIELD GOALS MADE

| | |
|--------|-----|
| Season | N/A |
| Career | N/A |
| ACC | N/A |

3-PT FIELD GOAL ATTEMPTS

| | |
|--------|--|
| Season | 1 vs USC Upstate (11/9), vs WU (12/3/13) |
| Career | 1 vs USC Upstate (11/9), vs WU (12/3/13) |
| ACC | N/A |

FREE THROWS MADE

| | |
|--------|----------------------------------|
| Season | 3 vs Western Carolina (11/15/13) |
| Career | 4 vs Iowa (11/27/12) |
| ACC | 4 at Maryland (1/5/13) |

FREE THROW ATTEMPTS

| | |
|--------|----------------------------------|
| Season | 8 vs Western Carolina (11/15/13) |
| Career | 8 vs Western Carolina (11/15/13) |
| ACC | 5 at Maryland (1/5/13) |

REBOUNDS

| | |
|--------|-----------------------|
| Season | 10 at Miami (12/8/13) |
| Career | 10 at Miami (12/8/13) |
| ACC | 10 at Miami (12/8/13) |

ASSISTS

| | |
|--------|---------------------------------------|
| Season | 2 vs Radford (11/29/13) |
| Career | 2 vs Radford (11/29/13) |
| ACC | 1 at UNC (2/2/13), at Miami (2/27/13) |

BLOCKS

| | |
|--------|----------------------------|
| Season | 5 vs USC Upstate (11/9/13) |
| Career | 5 vs USC Upstate (11/9/13) |
| ACC | 2 at Miami (12/8/13) |

STEALS

| | |
|--------|--------------------------------|
| Season | 1, 4x, last at Miami (12/8/13) |
| Career | 2 at BYU (12/29/12) |
| ACC | 1, 4x, last at Miami (12/8/13) |



CAREER STATISTICS

| Year | GP-GS | Min-Avg. | FGM-FGA-Pct. | 3FG-FGA-Pct. | FTM-FTA-Pct. | Off.-Def. | Reb.-Avg. | A-TO | Blk | Stl | TP-Avg. |
|---------------|-------------|------------------|--------------------|-----------------|-------------------|--------------|----------------|-------------|-----------|-----------|----------------|
| 11-12 | 3-0 | 10-3.3 | 0-0-.000 | 0-0-.000 | 0-0-.000 | 0-0 | 0-0.0 | 0-0 | 1 | 0 | 0-0.0 |
| 12-13 | 32-4 | 46.7-14.6 | 41-78-.526 | 0-0-.000 | 25-55-.455 | 46-54 | 100-3.1 | 4-35 | 21 | 9 | 107-3.3 |
| 13-14 | 12-5 | 22.1-18.4 | 24-46-.522 | 0-1-.000 | 12-30-.400 | 29-34 | 63-5.3 | 3-16 | 25 | 4 | 60-5.0 |
| Career | 47-9 | 69.8-14.9 | 65-124-.524 | 0-1-.000 | 37-85-.435 | 75-88 | 163-3.5 | 7-51 | 47 | 13 | 167-3.6 |

MARSHALL WOOD

SOPHOMORE • FORWARD • 6-8 • 210
RUSTBURG, VA. • RUSTBURG

#33



SEASON STATISTICS

SEASON/CAREER GAME HIGHS

| Opponent | Min | FG-A-% | 3FG-A-% | FT-A-% | O-D-T | A | TO | Blk | Stl | Pts |
|--------------------------|-----|-----------|-----------|-----------|-------|---|----|-----|-----|-----|
| -USC UPSTATE # | 21 | 1-4-.250 | 1-4-.250 | 0-0-.000 | 0-3-3 | 0 | 0 | 1 | 0 | 3 |
| -WEST VIRGINIA | 22 | 1-5-.200 | 0-2-.200 | 2-2-1.000 | 1-5-6 | 0 | 1 | 0 | 0 | 4 |
| -WESTERN CAROLINA # | 13 | 1-3-.333 | 1-2-.500 | 0-0-.000 | 1-1-2 | 1 | 2 | 1 | 0 | 3 |
| -VMI | 14 | 2-4-.500 | 1-1-1.000 | 2-2-1.000 | 1-7-8 | 0 | 0 | 0 | 0 | 7 |
| -No. 1 Michigan State # | 19 | 2-2-1.000 | 0-0-.000 | 1-1-1.000 | 2-3-5 | 1 | 1 | 0 | 0 | 5 |
| Seton Hall # | 14 | 1-2-.500 | 0-0-.000 | 1-2-.500 | 1-2-3 | 1 | 2 | 0 | 0 | 3 |
| FURMAN | 19 | 4-8-.500 | 3-5-.600 | 2-2-1.000 | 1-3-4 | 1 | 1 | 1 | 0 | 13 |
| RADFORD | 24 | 3-4-.750 | 1-2-.500 | 3-3-1.000 | 0-6-6 | 0 | 1 | 1 | 0 | 10 |
| WINTHROP | 20 | 1-3-.333 | 1-2-.500 | 0-0-.000 | 2-5-7 | 2 | 3 | 1 | 0 | 3 |
| -Miami * | 30 | 3-9-.333 | 3-6-.500 | 0-0-.000 | 1-5-6 | 1 | 2 | 0 | 1 | 9 |
| -Virginia Commonwealth ^ | 17 | 2-5-.400 | 2-3-.667 | 0-0-.000 | 1-3-4 | 0 | 2 | 0 | 0 | 6 |
| -UNCG | 33 | 4-13-.308 | 2-7-.286 | 4-6-.667 | 0-5-5 | 0 | 1 | 1 | 0 | 14 |
| MAYLAND-EASTERN SHORE | | | | | | | | | | |
| SYRACUSE * | | | | | | | | | | |
| BOSTON COLLEGE * | | | | | | | | | | |
| CLEMSON * | | | | | | | | | | |
| Notre Dame * | | | | | | | | | | |
| WAKE FOREST * | | | | | | | | | | |
| Virginia * | | | | | | | | | | |
| Boston College * | | | | | | | | | | |
| MARYLAND * | | | | | | | | | | |
| Florida State * | | | | | | | | | | |
| Pittsburg * | | | | | | | | | | |
| MIAMI * | | | | | | | | | | |
| VIRGINIA * | | | | | | | | | | |
| NC STATE * | | | | | | | | | | |
| Duke | | | | | | | | | | |
| NORTH CAROLINA * | | | | | | | | | | |
| Maryland * | | | | | | | | | | |
| Georgia Tech * | | | | | | | | | | |

POINTS

| | |
|--------|---|
| Season | 14 vs UNCG (12/28/13) |
| Career | 14 at NC St (2/16/13), vs UNCG (12/28/13) |
| ACC | 14 at NC State (2/16/13) |

MINUTES PLAYED

| | |
|--------|--------------------------|
| Season | 33 vs UNCG (12/28/13) |
| Career | 33 vs UNCG (12/28/13) |
| ACC | 31 at NC State (2/16/13) |

FIELD GOALS MADE

| | |
|--------|---|
| Season | 4 vs Furman (11/26), vs UNCG (12/28/13) |
| Career | 5 at NC State (2/16/13) |
| ACC | 5 at NC State (2/16/13) |

FIELD GOAL ATTEMPTS

| | |
|--------|--------------------------|
| Season | 13 vs UNCG (12/28/13) |
| Career | 13 vs UNCG (12/28/13) |
| ACC | 10 at NC State (2/16/13) |

3-PT FIELD GOALS MADE

| | |
|--------|---|
| Season | 3 vs Furman (11/26/13), at UM (12/8/13) |
| Career | 4 at NC State (2/16/13) |
| ACC | 4 at NC State (2/16/13) |

3-PT FIELD GOAL ATTEMPTS

| | |
|--------|-------------------------|
| Season | 7 vs UNCG (12/28/13) |
| Career | 9 at NC State (2/16/13) |
| ACC | 9 at NC State (2/16/13) |

FREE THROWS MADE

| | |
|--------|-------------------------------|
| Season | 4 vs UNCG (12/28/13) |
| Career | 6 vs Oklahoma State (12/1/12) |
| ACC | N/A |

FREE THROW ATTEMPTS

| | |
|--------|---|
| Season | 6 vs UNCG (12/28/13) |
| Career | 7 vs ASU (11/23/12), vs Ok St (12/1/12) |
| ACC | 3 vs Miami (1/30/13) |

REBOUNDS

| | |
|--------|--------------------------|
| Season | 8 vs VMI (11/18/13) |
| Career | 16 at NC State (2/16/13) |
| ACC | 16 at NC State (2/16/13) |

ASSISTS

| | |
|--------|-----------------------------------|
| Season | 2 vs Winthrop (12/3/13) |
| Career | 2, 4x, last vs Winthrop (12/3/13) |
| ACC | 2 at Clemson (1/27/13) |

BLOCKS

| | |
|--------|---|
| Season | 1, 6x, last vs UNCG (12/28/13) |
| Career | 4 vs URI (11/12/12) |
| ACC | 1 at NC State (2/16/13), vs CU (3/2/13) |

STEALS

| | |
|--------|--|
| Season | 1 at Miami (12/8/13) |
| Career | 1, 4x, last at Miami (12/8/13) |
| ACC | 1 at Clemson (1/27/13), at Miami (12/8/13) |



2013-2014 NOTES

Has played in all 12 games, making eight starts ... Grabbed six rebounds and scored four points in the win over West Virginia ... Scored seven points and brought down eight rebounds in just 14 minutes of action against VMI ... Scored five points and grabbed five rebounds against Michigan State ... Put up 13 points and added four rebounds against Furman ... Scored 10 points and grabbed six rebounds in the win over Radford ... Brought down seven rebounds and added two assists against Winthrop ... Scored nine points, all coming on three, and brought down six rebounds at Miami ... Had six points and four rebounds against VCU ... Led the team with 14 points, also adding five rebounds against UNCG.

CAREER STATISTICS

| Year | GP-GS | Min-Avg. | FGM-FGA-Pct. | 3FG-FGA-Pct. | FTM-FTA-Pct. | Off.-Def. | Reb-Avg. | A-TO | Blk | Stl | TP-Avg. |
|---------------|-------------|-----------------|--------------------|-------------------|-------------------|---------------|----------------|--------------|-----------|----------|----------------|
| 12-13 | 25-0 | 410-16.4 | 27-89-.303 | 13-55-.236 | 23-36-.639 | 24-71 | 95-3.8 | 13-22 | 10 | 3 | 90-3.6 |
| 13-14 | 12-8 | 246-20.5 | 25-62-.403 | 15-34-.441 | 15-18-.833 | 11-48 | 59-4.9 | 7-16 | 6 | 1 | 80-6.7 |
| Career | 37-8 | 656-17.7 | 52-151-.344 | 28-89-.315 | 38-54-.704 | 35-119 | 154-4.2 | 20-38 | 16 | 4 | 170-4.6 |

*- ACC games; # - Coaches vs. Cancer Classic; ^ - Governor's Holiday Hoops Classic.

BEN EMELOGU

#15



FRESHMAN • GUARD • 6-5 • 205
GRAND PRAIRIE, TEXAS • SOUTH GRAND PRAIRIE

SEASON STATISTICS

| Opponent | Min | FG-A-% | 3FG-A-% | FT-A-% | O-D-T | A | TO | Blk | Stl | Pts |
|--------------------------|-----|-----------|----------|-----------|-------|---|----|-----|-----|-----|
| USC UPSTATE # | 12 | 2-4-.500 | 2-3-.667 | 0-0-.000 | 0-1-1 | 2 | 1 | 0 | 1 | 6 |
| WEST VIRGINIA | 30 | 7-16-.438 | 3-6-.500 | 5-6-.833 | 2-4-6 | 1 | 1 | 3 | 0 | 22 |
| WESTERN CAROLINA # | 27 | 5-9-.556 | 2-5-.200 | 4-6-.667 | 1-2-3 | 1 | 1 | 0 | 0 | 16 |
| VMI | 22 | 6-13-.462 | 4-7-.571 | 3-3-1.000 | 2-2-4 | 3 | 2 | 0 | 0 | 19 |
| No. 1 Michigan State # | 19 | 2-6-.333 | 1-4-.250 | 0-0-.000 | 0-2-2 | 1 | 3 | 0 | 0 | 5 |
| Seton Hall # | 24 | 7-11-.636 | 4-5-.800 | 0-0-.000 | 0-0-0 | 0 | 1 | 0 | 0 | 18 |
| FURMAN | | --DNP -- | | | | | | | | |
| RADFORD | | --DNP -- | | | | | | | | |
| WINTHROP | | --DNP -- | | | | | | | | |
| Miami * | 34 | 5-14-.357 | 1-7-.143 | 0-0-.000 | 1-4-5 | 2 | 2 | 0 | 1 | 11 |
| -Virginia Commonwealth ^ | 28 | 3-10-.300 | 1-4-.250 | 5-6-.833 | 1-5-6 | 1 | 7 | 0 | 1 | 12 |
| -UNCG | 33 | 4-8-.500 | 1-3-.333 | 2-2-1.000 | 0-5-5 | 2 | 1 | 0 | 1 | 11 |
| MAYLAND-EASTERN SHORE | | | | | | | | | | |
| SYRACUSE * | | | | | | | | | | |
| BOSTON COLLEGE * | | | | | | | | | | |
| CLEMSON * | | | | | | | | | | |
| Notre Dame * | | | | | | | | | | |
| WAKE FOREST * | | | | | | | | | | |
| Virginia * | | | | | | | | | | |
| Boston College * | | | | | | | | | | |
| MARYLAND * | | | | | | | | | | |
| Florida State * | | | | | | | | | | |
| Pittsburg * | | | | | | | | | | |
| MIAMI * | | | | | | | | | | |
| VIRGINIA * | | | | | | | | | | |
| NC STATE * | | | | | | | | | | |
| Duke | | | | | | | | | | |
| NORTH CAROLINA * | | | | | | | | | | |
| Maryland * | | | | | | | | | | |
| Georgia Tech * | | | | | | | | | | |

*- ACC games; # - Coaches vs. Cancer Classic; ^ - Governor's Holiday Hoops Classic.

2013-2014 NOTES

Has played in nine games, making two starts ... Was named team captain before the season ... Scored six points and added two assists in limited action against USC Upstate ... Put up 22 points, grabbed six rebounds and blocked three shots in the win over West Virginia ... Scored 16 points against Western Carolina ... Had three assists and 19 points against VMI ... Made four three as part of an 18-point night against Seton Hall ... Missed the Furman, Radford and Winthrop games due to concussion symptoms ... Had 11 points and five rebounds in the overtime win at Miami ... Made his first career start against VCU, scoring 12 points and grabbing six rebounds ... Scored 11 points and added five rebounds against UNCG.

SEASON/CAREER GAME HIGHS

POINTS

| | |
|--------|--------------------------------|
| Season | 22 vs West Virginia (11/12/13) |
| Career | 22 vs West Virginia (11/12/13) |
| ACC | 11 at Miami (12/8/13) |

MINUTES PLAYED

| | |
|--------|-----------------------|
| Season | 34 at Miami (12/8/13) |
| Career | 34 at Miami (12/8/13) |
| ACC | 34 at Miami (12/8/13) |

FIELD GOALS MADE

| | |
|--------|--|
| Season | 7 vs WVU (11/12/13), vs SHU (11/23/13) |
| Career | 7 vs WVU (11/12/13), vs SHU (11/23/13) |
| ACC | 5 at Miami (12/8/13) |

FIELD GOAL ATTEMPTS

| | |
|--------|--------------------------------|
| Season | 16 vs West Virginia (11/12/13) |
| Career | 16 vs West Virginia (11/12/13) |
| ACC | 14 at Miami (12/8/13) |

3-PT FIELD GOALS MADE

| | |
|--------|--|
| Season | 4 vs VMI (11/18/13), vs SHU (11/23/13) |
| Career | 4 vs VMI (11/18/13), vs SHU (11/23/13) |
| ACC | 1 at Miami (12/8/13) |

3-PT FIELD GOAL ATTEMPTS

| | |
|--------|---|
| Season | 7 vs VMI (11/18/13), at Miami (12/8/13) |
| Career | 7 vs VMI (11/18/13), at Miami (12/8/13) |
| ACC | 7 at Miami (12/8/13) |

FREE THROWS MADE

| | |
|--------|--|
| Season | 5 vs WVU (11/12/13), vs VCU (12/21/13) |
| Career | 5 vs WVU (11/12/13), vs VCU (12/21/13) |
| ACC | N/A |

FREE THROW ATTEMPTS

| | |
|--------|-------------------------------|
| Season | 6, 3x, last vs VCU (12/21/13) |
| Career | 6, 3x, last vs VCU (12/21/13) |
| ACC | N/A |

REBOUNDS

| | |
|--------|--|
| Season | 6 vs WVU (11/12/13), vs VCU (12/21/13) |
| Career | 6 vs WVU (11/12/13), vs VCU (12/21/13) |
| ACC | 5 at Miami (12/8/13) |

ASSISTS

| | |
|--------|----------------------|
| Season | 3 vs VMI (11/18/13) |
| Career | 3 vs VMI (11/18/13) |
| ACC | 2 at Miami (12/8/13) |

BLOCKS

| | |
|--------|-------------------------------|
| Season | 3 vs West Virginia (11/12/13) |
| Career | 3 vs West Virginia (11/12/13) |
| ACC | N/A |

STEALS

| | |
|--------|--------------------------------|
| Season | 1, 4x, last vs UNCG (12/28/13) |
| Career | 1, 4x, last vs UNCG (12/28/13) |
| ACC | 1 at Miami (12/8/13) |



CAREER STATISTICS

| Year | GP-GS | Min-Avg. | FGM-FGA-Pct. | 3FG-FGA-Pct. | FTM-FTA-Pct. | Off.-Def. | Reb-Avg. | A-TO | Blk | Stl | TP-Avg. |
|-------|-------|-----------|--------------|--------------|--------------|-----------|----------|-------|-----|-----|----------|
| 13-14 | 9-2 | 22.9-25.4 | 41-91-.451 | 19-44-.432 | 19-23-.826 | 7-25 | 3.2-3.6 | 13-19 | 3 | 4 | 120-13.3 |

TREVOR THOMPSON

#32



FRESHMAN • FORWARD • 6-11 • 210

INDIANAPOLIS, IND. •

ST. JOHN'S NORTHWESTERN MILITARY ACADEMY

SEASON STATISTICS

SEASON/CAREER GAME HIGHS

| Opponent | Min | FG-A-% | 3FG-A-% | FT-A-% | O-D-T | A | TO | Blk | Stl | Pts |
|-------------------------|-----|----------|----------|-----------|--------|---|----|-----|-----|-----|
| USC UPSTATE # | | --DNP -- | | | | | | | | |
| WEST VIRGINIA | 17 | 2-4-.500 | 0-0-.000 | 3-8-.375 | 1-4-5 | 0 | 0 | 3 | 0 | 5 |
| WESTERN CAROLINA # | 21 | 4-7-.571 | 0-0-.000 | 7-11-.363 | 2-9-11 | 1 | 3 | 1 | 1 | 15 |
| VMI | 15 | 2-7-.286 | 0-0-.000 | 0-0-.000 | 2-4-6 | 0 | 1 | 5 | 0 | 4 |
| No. 1 Michigan State # | 16 | 1-3-.333 | 0-0-.000 | 0-0-.000 | 1-1-2 | 0 | 4 | 0 | 1 | 2 |
| Seton Hall # | 8 | 0-2-.000 | 0-0-.000 | 0-0-.000 | 1-0-1 | 0 | 0 | 0 | 0 | 0 |
| FURMAN | 10 | 0-0-.000 | 0-0-.000 | 0-0-.000 | 0-1-1 | 0 | 2 | 1 | 0 | 0 |
| RADFORD | 13 | 0-0-.000 | 0-0-.000 | 1-2-.500 | 0-1-1 | 0 | 1 | 1 | 1 | 1 |
| WINTHROP | 2 | 0-0-.000 | 0-0-.000 | 0-0-.000 | 0-0-0 | 0 | 0 | 0 | 0 | 0 |
| Miami * | 4 | 0-0-.000 | 0-0-.000 | 0-0-.000 | 0-0-0 | 0 | 0 | 0 | 0 | 0 |
| Virginia Commonwealth ^ | 18 | 1-5-.200 | 0-0-.000 | 2-4-.500 | 2-6-8 | 0 | 2 | 1 | 0 | 4 |
| UNCG | 3 | 2-4-.500 | 0-0-.000 | 0-0-.000 | 0-2-2 | 0 | 0 | 1 | 0 | 4 |
| MAYLAND-EASTERN SHORE | | | | | | | | | | |
| SYRACUSE * | | | | | | | | | | |
| BOSTON COLLEGE * | | | | | | | | | | |
| CLEMSON * | | | | | | | | | | |
| Notre Dame * | | | | | | | | | | |
| WAKE FOREST * | | | | | | | | | | |
| Virginia * | | | | | | | | | | |
| Boston College * | | | | | | | | | | |
| MARYLAND * | | | | | | | | | | |
| Florida State * | | | | | | | | | | |
| Pittsburg * | | | | | | | | | | |
| MIAMI * | | | | | | | | | | |
| VIRGINIA * | | | | | | | | | | |
| NC STATE * | | | | | | | | | | |
| Duke | | | | | | | | | | |
| NORTH CAROLINA * | | | | | | | | | | |
| Maryland * | | | | | | | | | | |
| Georgia Tech * | | | | | | | | | | |

POINTS

| | |
|--------|-----------------------------------|
| Season | 15 vs Western Carolina (11/15/13) |
| Career | 15 vs Western Carolina (11/15/13) |
| ACC | N/A |

MINUTES PLAYED

| | |
|--------|-----------------------------------|
| Season | 21 vs Western Carolina (11/15/13) |
| Career | 21 vs Western Carolina (11/15/13) |
| ACC | 4 at Miami (12/8/13) |

FIELD GOALS MADE

| | |
|--------|----------------------------------|
| Season | 4 vs Western Carolina (11/15/13) |
| Career | 4 vs Western Carolina (11/15/13) |
| ACC | N/A |

FIELD GOAL ATTEMPTS

| | |
|--------|--|
| Season | 7 vs WCU (11/15/13), vs VMI (11/18/13) |
| Career | 7 vs WCU (11/15/13), vs VMI (11/18/13) |
| ACC | N/A |

3-PT FIELD GOALS MADE

| | |
|--------|-----|
| Season | N/A |
| Career | N/A |
| ACC | N/A |

3-PT FIELD GOAL ATTEMPTS

| | |
|--------|-----|
| Season | N/A |
| Career | N/A |
| ACC | N/A |

FREE THROWS MADE

| | |
|--------|----------------------------------|
| Season | 7 vs Western Carolina (11/15/13) |
| Career | 7 vs Western Carolina (11/15/13) |
| ACC | N/A |

FREE THROW ATTEMPTS

| | |
|--------|-----------------------------------|
| Season | 11 vs Western Carolina (11/15/13) |
| Career | 11 vs Western Carolina (11/15/13) |
| ACC | N/A |

REBOUNDS

| | |
|--------|-----------------------------------|
| Season | 11 vs Western Carolina (11/15/13) |
| Career | 11 vs Western Carolina (11/15/13) |
| ACC | N/A |

ASSISTS

| | |
|--------|----------------------------------|
| Season | 1 vs Western Carolina (11/15/13) |
| Career | 1 vs Western Carolina (11/15/13) |
| ACC | N/A |

BLOCKS

| | |
|--------|---------------------|
| Season | 5 vs VMI (11/18/13) |
| Career | 5 vs VMI (11/18/13) |
| ACC | N/A |

STEALS

| | |
|--------|---|
| Season | 1 vs WCU (11/15), vs Radford (11/29/13) |
| Career | 1 vs Western Carolina (11/15/13) |
| ACC | N/A |



2013-2014 NOTES

Has played in 11 games ... Made college debut in the win over West Virginia, scoring five points, grabbing five rebounds and blocking three shots ... Recorded a double-double with 15 points and 11 rebounds against Western Carolina ... Grabbed six rebounds and blocked five shots against VMI ... Grabbed eight rebounds and added four points of the bench against VCU ... Scored four points and blocked a shot in just three minutes of action against UNCG.

CAREER STATISTICS

| Year | GP-GS | Min-Avg. | FGM-FGA-Pct. | 3FG-FGA-Pct. | FTM-FTA-Pct. | Off.-Def. | Reb-Avg. | A-TO | Blk | Stl | TP-Avg. |
|-------|-------|----------|--------------|--------------|--------------|-----------|----------|------|-----|-----|---------|
| 13-14 | 11-0 | 127-11.5 | 12-32-.375 | 0-0-.000 | 13-25-.520 | 9-28 | 37-3.4 | 1-13 | 13 | 3 | 37-3.4 |

* - ACC games; # - Coaches vs. Cancer Classic; ^ - Governor's Holiday Hoops Classic.

DEVIN WILSON

FRESHMAN • GUARD • 6-4 • 185
MCKEES ROCKS, PA • MONTOUR

#11



SEASON STATISTICS

| Opponent | Min | FG-A-% | 3FG-A-% | FT-A-% | O-D-T | A | TO | Blk | Stl | Pts |
|---------------------------|-----|-----------|----------|-----------|-------|----|----|-----|-----|-----|
| - USC UPSTATE # | 34 | 1-3-.333 | 0-1-.000 | 2-4-.500 | 1-3-4 | 3 | 3 | 0 | 0 | 4 |
| - WEST VIRGINIA | 34 | 4-7-.571 | 0-1-.000 | 8-8-1.000 | 0-5-5 | 4 | 2 | 0 | 0 | 16 |
| - WESTERN CAROLINA # | 35 | 2-4-.500 | 0-0-.000 | 4-8-.500 | 1-4-5 | 4 | 4 | 0 | 0 | 5 |
| - VMI | 31 | 4-7-.571 | 0-1-.000 | 5-5-1.000 | 1-4-5 | 4 | 5 | 0 | 1 | 13 |
| - No. 1 Michigan State # | 26 | 0-2-.000 | 0-0-.000 | 0-0-.000 | 0-2-2 | 5 | 4 | 0 | 2 | 0 |
| - Seton Hall # | 30 | 0-3-.000 | 0-0-.000 | 2-2-1.000 | 0-5-5 | 8 | 2 | 0 | 1 | 2 |
| - FURMAN | 31 | 2-4-.500 | 0-2-.000 | 2-3-.667 | 0-4-4 | 11 | 1 | 0 | 0 | 6 |
| - RADFORD | 26 | 3-5-.600 | 1-2-.500 | 1-2-.500 | 0-2-2 | 3 | 4 | 0 | 1 | 8 |
| - WINTHROP | 37 | 3-3-1.000 | 0-0-.000 | 5-6-.833 | 0-3-3 | 8 | 5 | 1 | 0 | 11 |
| - Miami * | 40 | 0-2-.000 | 0-0-.000 | 1-3-.333 | 0-2-2 | 5 | 1 | 0 | 1 | 1 |
| - Virginia Commonwealth ^ | 32 | 1-4-.250 | 0-0-.000 | 2-4-.500 | 1-3-4 | 4 | 6 | 0 | 1 | 4 |
| - UNCG | 35 | 2-4-.500 | 0-0-.000 | 3-7-.429 | 1-6-7 | 6 | 3 | 0 | 0 | 7 |
| MAYLAND-EASTERN SHORE | | | | | | | | | | |
| SYRACUSE * | | | | | | | | | | |
| BOSTON COLLEGE * | | | | | | | | | | |
| CLEMSON * | | | | | | | | | | |
| Notre Dame * | | | | | | | | | | |
| WAKE FOREST * | | | | | | | | | | |
| Virginia * | | | | | | | | | | |
| Boston College * | | | | | | | | | | |
| MARYLAND * | | | | | | | | | | |
| Florida State * | | | | | | | | | | |
| Pittsburg * | | | | | | | | | | |
| MIAMI * | | | | | | | | | | |
| VIRGINIA * | | | | | | | | | | |
| NC STATE * | | | | | | | | | | |
| Duke | | | | | | | | | | |
| NORTH CAROLINA * | | | | | | | | | | |
| Maryland * | | | | | | | | | | |
| Georgia Tech * | | | | | | | | | | |

*- ACC games; # - Coaches vs. Cancer Classic; ^ - Governor's Holiday Hoops Classic.

2013-2014 NOTES

Has started all 12 games ... Had four points and three assists in his collegiate debut against USC Upstate ... Went a perfect 8-for-8 from the free throw line en route to a 16-point five rebound-outing in the win over West Virginia ... Had four assists and five points against Western Carolina ... Had four assists and scored 13 points against VMI ... Made two steals and added five assists against Michigan State ... Tallied eight assists and grabbed five rebounds against Seton Hall ... Matched a freshman record with 11 assists, also adding six points against Furman ... Scored eight points in the win over Radford ... Neared a perfect shooting night, going 3-for-3 from the field and 5-for-6 from the line en route to an 11-point, eight-assist outing against Winthrop ... Had five assists in the overtime win at Miami ... Scored four points and added four assists against VCU ... Had six assists, seven points and seven rebounds against UNCG.

SEASON/CAREER GAME HIGHS

POINTS

| | |
|--------|--------------------------------|
| Season | 16 vs West Virginia (11/12/13) |
| Career | 16 vs West Virginia (11/12/13) |
| ACC | 1 at Miami (12/8/13) |

MINUTES PLAYED

| | |
|--------|-----------------------|
| Season | 40 at Miami (12/8/13) |
| Career | 40 at Miami (12/8/13) |
| ACC | 40 at Miami (12/8/13) |

FIELD GOALS MADE

| | |
|--------|--|
| Season | 4 vs WVU (11/12/13), vs VMI (11/18/13) |
| Career | 4 vs WVU (11/12/13), vs VMI (11/18/13) |
| ACC | N/A |

FIELD GOAL ATTEMPTS

| | |
|--------|--|
| Season | 7 vs WVU (11/12/13), vs VMI (11/18/13) |
| Career | 7 vs WVU (11/12/13), vs VMI (11/18/13) |
| ACC | 2 at Miami (12/8/13) |

3-PT FIELD GOALS MADE

| | |
|--------|-------------------------|
| Season | 1 vs Radford (11/29/13) |
| Career | 1 vs Radford (11/29/13) |
| ACC | N/A |

3-PT FIELD GOAL ATTEMPTS

| | |
|--------|--|
| Season | 2 vs Furman (11/26), vs Radford (11/29/13) |
| Career | 2 vs Furman (11/26), vs Radford (11/29/13) |
| ACC | N/A |

FREE THROWS MADE

| | |
|--------|-------------------------------|
| Season | 8 vs West Virginia (11/12/13) |
| Career | 8 vs West Virginia (11/12/13) |
| ACC | 1 at Miami (12/8/13) |

FREE THROW ATTEMPTS

| | |
|--------|----------------------------------|
| Season | 8 vs WVU (11/12), vs WCU (11/15) |
| Career | 8 vs WVU (11/12), vs WCU (11/15) |
| ACC | 3 at Miami (12/8/13) |

REBOUNDS

| | |
|--------|----------------------|
| Season | 7 vs UNCG (12/28/13) |
| Career | 7 vs UNCG (12/28/13) |
| ACC | 2 at Miami (12/8/13) |

ASSISTS

| | |
|--------|-------------------------|
| Season | 11 vs Furman (11/26/13) |
| Career | 11 vs Furman (11/26/13) |
| ACC | 5 at Miami (12/8/13) |

BLOCKS

| | |
|--------|-------------------------|
| Season | 1 vs Winthrop (12/3/13) |
| Career | 1 vs Winthrop (12/3/13) |
| ACC | N/A |

STEALS

| | |
|--------|---|
| Season | 1 vs VMI (11/18/13), at Miami (12/8/13) |
| Career | 1 vs VMI (11/18/13), at Miami (12/8/13) |
| ACC | 1 at Miami (12/8/13) |



CAREER STATISTICS

| Year | GP-GS | Min-Avg. | FGM-FGA-Pct. | 3FG-FGA-Pct. | FTM-FTA-Pct. | Off.-Def. | Reb-Avg. | A-TO | Blk | Stl | TP-Avg. |
|-------|-------|----------|--------------|--------------|--------------|-----------|----------|-------|-----|-----|---------|
| 13-14 | 12-12 | 391-32.6 | 22-48-.458 | 1-7-.143 | 35-52-.673 | 5-43 | 48-4.0 | 65-40 | 1 | 7 | 80-6.7 |

GAME 1

USC UPSTATE64, VIRGINIA TECH 63

NOV. 9, 2013 • 12 P.M. • BLACKSBURG, VA.

Virginia Tech lost 64-63 to USC Upstate in men's basketball action Saturday afternoon at Cassell Coliseum. This was the season-opener for both teams.

The game was close throughout, with neither team leading by more than six points. Tech took a 15-9 lead on a 3-pointer by freshman **Ben Emelogu** with 13:33 remaining in the first half. The game was tied at 23 with 5:45 remaining before intermission, and the lead flipped back and forth for the rest of the half. The Spartans took a 33-31 lead into the locker room.

Upstate opened the second half on a 10-7 run and took a 43-38 lead with 16:40 remaining on a jumper by Ty Greene, but the Hokies were able to reclaim the lead and took a 58-53 lead with 8:51 remaining on a 3-pointer by **Will Johnston**. Upstate then went ahead 60-58 with 7:04 remaining on a lay-up by Torrey Craig. Following a lay-up by Tech senior **Cadarian Raines** to tie the game at 62 with 4:09 to play, the Hokies could manage only one free throw by senior **Jarell Eddie** in the final four minutes.

With USC Upstate leading 64-63 in the final minute, the Hokies were able to get a few chances to take the lead, but all fell short and the Spartans claimed the victory.

Eddie led all scorers with 18 points and led Tech with seven rebounds. Raines, who was held scoreless in the first half, tallied a career-high 17 points and grabbed four rebounds. Redshirt sophomore **Joey van Zegeren** also grabbed seven rebounds in the loss and recorded a career-high five blocked shots. Green led the Spartans with 17 points and Craig added 13 points. Ricardo Glenn had 10 points, and Jodd Maxey grabbed a game-high 10 rebounds.

The Hokies held the Spartans to just 37.5 percent from the floor and just five of 16 from beyond the 3-point arc (31.3 percent). Tech shot 39 percent from the field, including 36.4 percent from beyond the 3-point arc. The rebounds were even at 39. The Hokies made just nine of 18 free-throw attempts, including 5 of 13 in the second half.

USC Upstate (1-0, 0-0 A-Sun)

| Player | MP | FG | FT | TR | PF | A | TO | Blk | Stl | TP |
|---------------------|-----|-------|-------|----|----|----|----|-----|-----|----|
| Ricardo Glenn, f | 21 | 3-6 | 4-4 | 3 | 5 | 1 | 2 | 0 | 0 | 10 |
| Torrey Craig, f | 32 | 5-20 | 3-4 | 8 | 1 | 3 | 2 | 3 | 0 | 13 |
| Jodd Maxey, g | 33 | 6-8 | 0-2 | 10 | 3 | 1 | 0 | 2 | 1 | 4 |
| Ty Greene, g | 34 | 4-9 | 2-3 | 5 | 3 | 3 | 1 | 1 | 0 | 17 |
| Mario Blessing, g | 32 | 3-6 | 0-0 | 1 | 1 | 2 | 1 | 1 | 0 | 8 |
| ShunQuéz Stephens | 3 | 0-0 | 0-0 | 0 | 0 | 0 | 0 | 0 | 0 | 0 |
| Fred Miller | 22 | 1-6 | 1-2 | 1 | 2 | 3 | 1 | 0 | 2 | 3 |
| Babatound Olumuyiwa | 23 | 4-9 | 1-1 | 5 | 0 | 1 | 2 | 2 | 1 | 9 |
| TEAM | | | | 6 | | | | | | |
| Totals | 200 | 24-64 | 11-16 | 39 | 16 | 14 | 9 | 9 | 4 | 64 |

VIRGINIA TECH (0-1, 0-0 ACC)

| Player | MP | FG | FT | TR | PF | A | TO | Blk | Stl | TP |
|--------------------|-----|-------|------|----|----|----|----|-----|-----|----|
| Cadarian Raines, f | 26 | 7-10 | 3-4 | 4 | 1 | 1 | 1 | 0 | 1 | 17 |
| Jarell Eddie, f | 35 | 6-21 | 4-5 | 7 | 1 | 1 | 2 | 0 | 1 | 18 |
| Marshall Wood, g | 21 | 1-4 | 0-0 | 3 | 0 | 0 | 0 | 1 | 0 | 3 |
| Adam Smith, g | 28 | 3-10 | 0-0 | 3 | 1 | 3 | 1 | 0 | 0 | 7 |
| Devin Wilson, g | 34 | 1-3 | 2-4 | 4 | 2 | 3 | 3 | 0 | 0 | 4 |
| Joey van Zegeren | 22 | 1-5 | 0-3 | 7 | 1 | 0 | 0 | 5 | 0 | 2 |
| Ben Emelogu | 12 | 2-4 | 0-0 | 1 | 4 | 2 | 1 | 0 | 1 | 6 |
| Christian Beyer | 11 | 0-0 | 0-2 | 4 | 2 | 1 | 1 | 0 | 0 | 0 |
| Will Johnston | 11 | 2-2 | 0-0 | 0 | 0 | 0 | 0 | 0 | 0 | 6 |
| TEAM | | | | 6 | | | 1 | | | |
| Totals | 200 | 23-59 | 9-18 | 39 | 12 | 11 | 10 | 6 | 3 | 63 |

3-Pointers.....VT 8 (Eddie 2, Emelogu 2, Johnston 2, Smith, Wood)

.....USC Upstate 5 (Greene 3, Blessing 2)

Blocks.....VT 6 (van Zegeren 5, Wood)

.....USC Upstate 9 (Craig 3, Maxey 2, Olumuyiwa 2,

Greene, Blessing)

Steals.....VT 3 (Eddie, Emelogu, Raines)

.....USC Upstate 4 (Miller 2, Maxey, Olumuyiwa)

Officials.....Palacz, Ostwalt, Butler

Technicals.....None

Attendance.....5,321

Percentages:

| | | | |
|---------------|------------|-------------|------------|
| USC Upstate | FG%...37.5 | 3FG%...31.3 | FT%...68.8 |
| Virginia Tech | FG%...39.0 | 3FG%...36.4 | FT%...50.0 |

| | | | | |
|---------------|----|----|---|----|
| USC Upstate | 33 | 31 | — | 64 |
| Virginia Tech | 31 | 32 | — | 63 |

GAME 2

VIRGINIA TECH 87, WEST VIRGINIA 82

NOV. 12, 2013 • 1 P.M. • BLACKSBURG, VA.

Virginia Tech freshman **Ben Emelogu** scored a game-high 22 points, and **Adam Smith** made some key plays down the stretch to help the Hokies rally past West Virginia 87-82.

Smith scored 19 points for the Hokies who rallied from a 17-point deficit in the first half. He scored seven of Tech's last nine points in the game – all in the final 1:46.

His basket with 1:46 left in the game gave Tech an 80-77 lead. West Virginia cut the lead to 80-79 on a bucket by Juwan Staten with 44 seconds left.

Smith then made one of the biggest plays of the game. He drove to the basket, put up a shot and made it, getting fouled in the process. He made the free throw, and the three-point play gave the Hokies an 83-79 lead with 33.2 seconds remaining.

West Virginia's Remi Dibo then hit a 3-pointer with 23.7 seconds left to cut the lead to 83-82, but Smith answered again, hitting two free throws to push the lead to 85-82 with 16.2 seconds remaining.

West Virginia (1-1) had a chance to tie the game, but Nathan Adrian's 3-pointer was short, and Tech freshman **Devin Wilson** got the rebound. Wilson made two free throws with 5 seconds left to seal the game for Virginia Tech.

Emelogu scored 13 of his 22 in the first half, rallying the Hokies from that 17-point deficit. Tech went on a 12-1 run that ended with Emelogu's 3-pointer at the buzzer to cut the lead to 41-36 at halftime. The Hokies then scored the first eight points of the second half, using that 20-1 run spanning both halves to get back into the game.

Wilson finished with 16 points for the Hokies, making 4 of 7 from the floor and all eight of his free-throw attempts. **Jarell Eddie** had 10 points – all in the second half.

Dibo led West Virginia with 17 points, while Eron Harris added 16 for the cold-shooting Mountaineers. West Virginia shot just 35.7 percent from the floor (25 of 70).

WEST VIRGINIA (1-1, 0-0 Big 12)

| Player | MP | FG | FT | TR | PF | A | TO | Blk | Stl | TP |
|-------------------|-----|-------|-------|----|----|----|----|-----|-----|----|
| Devin Williams, f | 23 | 1-8 | 4-8 | 11 | 5 | 1 | 2 | 0 | 0 | 6 |
| Nathan Adrian, f | 20 | 3-8 | 0-0 | 4 | 4 | 0 | 0 | 1 | 1 | 8 |
| Kevin Noreen, f | 13 | 2-2 | 2-4 | 2 | 1 | 0 | 4 | 0 | 1 | 6 |
| Juwan Staten, g | 39 | 3-12 | 4-7 | 9 | 3 | 7 | 1 | 0 | 1 | 10 |
| Eron Harris, g | 38 | 4-17 | 7-9 | 6 | 2 | 3 | 0 | 0 | 2 | 16 |
| Remi Dibo | 28 | 5-10 | 2-2 | 2 | 5 | 1 | 1 | 0 | 1 | 17 |
| Gary Browne | 28 | 5-8 | 2-3 | 4 | 4 | 2 | 2 | 0 | 1 | 15 |
| Terry Henderson | 8 | 1-3 | 0-0 | 2 | 0 | 0 | 1 | 0 | 0 | 2 |
| Brandon Watkins | 3 | 1-2 | 0-0 | 0 | 4 | 0 | 0 | 0 | 0 | 2 |
| TEAM | | | | 3 | | | | | | |
| Totals | 200 | 25-70 | 21-33 | 43 | 28 | 14 | 11 | 1 | 7 | 82 |

VIRGINIA TECH (1-1, 0-0 ACC)

| Player | MP | FG | FT | TR | PF | A | TO | Blk | Stl | TP |
|--------------------|-----|-------|-------|----|----|---|----|-----|-----|----|
| Cadarian Raines, f | 16 | 1-2 | 2-2 | 4 | 0 | 3 | 5 | 0 | 4 | |
| Jarell Eddie, f | 23 | 3-8 | 4-5 | 3 | 1 | 1 | 3 | 0 | 10 | |
| Marshall Wood, f | 22 | 1-5 | 2-2 | 6 | 1 | 0 | 1 | 0 | 4 | |
| Adam Smith, g | 33 | 7-12 | 3-3 | 4 | 3 | 1 | 4 | 0 | 0 | 19 |
| Devin Wilson, g | 34 | 4-7 | 8-8 | 5 | 1 | 4 | 2 | 0 | 0 | 16 |
| Joey van Zegeren | 9 | 0-2 | 2-2 | 3 | 5 | 0 | 2 | 0 | 2 | |
| Ben Emelogu | 30 | 7-16 | 5-6 | 6 | 4 | 1 | 3 | 0 | 22 | |
| Christian Beyer | 13 | 1-1 | 1-2 | 5 | 1 | 0 | 0 | 0 | 3 | |
| Will Johnston | 3 | 0-0 | 0-0 | 0 | 0 | 0 | 0 | 0 | 0 | |
| Trevor Thompson | 17 | 2-4 | 3-8 | 5 | 2 | 0 | 0 | 3 | 0 | 7 |
| TEAM | | | | 2 | | | | | | |
| Totals | 200 | 26-57 | 30-38 | 43 | 25 | 7 | 16 | 13 | 0 | 87 |

3-Pointers.....VT 5 (Emelogu 3, Smith 2)

.....WVU 11 (Dibo 5, Browne 3, Adrian 2, Harris)

Blocks.....VT 13 (Raines 5, Emelogu 3, Thompson 3,

van Zegeren 2)

.....WVU 1 (Adrian)

Steals.....VT 0

.....WVU 7 (Harris 2, Adrian, Browne, Dibo, Noreen, Staten)

Officials.....Hess, Ayers, Styon

Technicals.....None

Attendance.....5,049

Percentages:

| | | | |
|---------------|------------|-------------|------------|
| West Virginia | FG%...35.7 | 3FG%...45.8 | FT%...63.6 |
| Virginia Tech | FG%...45.6 | 3FG%...33.3 | FT%...78.9 |

| | | | | |
|---------------|----|----|---|----|
| West Virginia | 41 | 41 | — | 82 |
| Virginia Tech | 36 | 51 | — | 87 |

GAME 3

VIRGINIA TECH 79, WESTERN CAROLINA 61

NOV. 15, 2013 • 7 P.M. • BLACKSBURG, VA.

Trevor Thompson recorded his first double-double and **Jarell Eddie** had 17 points, as the Hokies led from start to finish in downing Western Carolina 79-61.

The Hokies (2-1) jumped out to 22-point, first-half lead and had a 20-point halftime lead. Eddie scored 10 of his 17 points in the first half for Tech, which shot 51.6 percent on 16-of-31 shooting in the first 20 minutes.

Western Carolina (2-2) scored just three points in the first eight minutes – all on free throws. The Catamounts missed their first 11 shots and didn't hit a field goal until Justin Browning's basket with 10:31 left in the first half.

The Catamounts shot just 22.2 percent on 6-of-27 shooting in the first half. They only made 32.8 percent (20 of 61) for the game, including 3-of-25 shooting from beyond the 3-point arc.

Thompson's three first-half dunks got the crowd in the game, and in the second half, he scored nine points. He finished with 15 points on 4-of-7 shooting from the floor and 7-of-11 shooting from the free-throw line and he added 11 rebounds.

It marked the second straight solid performance for the 6-foot-11 freshman, who did not play in the season opener against USC Upstate. He had seven points and five rebounds in 17 minutes in the Hokies' win over West Virginia.

The Catamounts cut the lead to 53-43 on two free throws by Browning with 7:43 left, but got no closer. But Thompson then hit two free throws, and after a turnover by Western Carolina's Brandon Boggs, the Hokies' **Devin Wilson** added two more free throws with 7:27 remaining to push the lead to 57-43. The Catamounts got no closer than 12 the rest of the game.

James Sinclair led the Catamounts with 16 points. Trey Sumler, who scored 29 points in the Catamounts' loss at Oregon, finished with 11 on just 5-of-14 shooting.

WESTERN CAROLINA (2-2, 0-0)

| Player | MP | FG | FT | TR | PF | A | TO | Blk | Stl | TP |
|--------------------|-----|-------|-------|----|----|---|----|-----|-----|----|
| Kenneth Hall, f | 16 | 0-2 | 1-2 | 5 | 4 | 1 | 0 | 4 | 0 | 1 |
| Tawaski King, f | 25 | 2-5 | 2-5 | 4 | 4 | 0 | 2 | 0 | 0 | 6 |
| Tom Tankelewicz, g | 17 | 0-6 | 0-0 | 1 | 1 | 1 | 1 | 0 | 0 | 1 |
| Trey Sumler, g | 29 | 5-14 | 0-0 | 3 | 5 | 1 | 0 | 0 | 1 | 11 |
| James Sinclair, g | 27 | 6-15 | 3-3 | 7 | 3 | 1 | 4 | 0 | 1 | 16 |
| Mike Brown | 20 | 2-6 | 4-6 | 0 | 3 | 1 | 0 | 0 | 1 | 8 |
| Rhett Harrelson | 13 | 0-1 | 3-4 | 1 | 1 | 0 | 1 | 0 | 0 | 3 |
| Torrian Brummitt | 14 | 1-1 | 1-1 | 3 | 5 | 1 | 1 | 0 | 0 | 3 |
| Justin Browning | 18 | 2-3 | 2-2 | 4 | 4 | 0 | 0 | 0 | 1 | 6 |
| Brandon Boggs | 21 | 2-8 | 2-8 | 3 | 2 | 3 | 1 | 0 | 1 | 7 |
| TEAM | | | | 1 | | | | | | |
| Totals | 200 | 20-61 | 18-31 | 32 | 32 | 9 | 10 | 4 | 6 | 61 |

VIRGINIA TECH (2-1, 0-0 ACC)

| Player | MP | FG | FT | TR | PF | A | TO | Blk | Stl | TP |
|--------------------|-----|-------|-------|----|----|----|----|-----|-----|----|
| Cadarian Raines, f | 21 | 1-3 | 3-5 | 7 | 3 | 2 | 0 | 0 | 3 | 5 |
| Jarell Eddie, f | 29 | 6-10 | 2-3 | 6 | 1 | 0 | 0 | 1 | 0 | 17 |
| Marshall Wood, f | 13 | 1-3 | 0-0 | 2 | 3 | 1 | 2 | 1 | 0 | 3 |
| Adam Smith, g | 29 | 3-12 | 0-0 | 3 | 4 | 3 | 2 | 0 | 1 | 6 |
| Devin Wilson, g | 35 | 2-4 | 4-8 | 5 | 2 | 4 | 4 | 0 | 0 | 8 |
| Joey van Zegeren | 20 | 3-4 | 3-8 | 4 | 2 | 1 | 0 | 1 | 0 | 9 |
| Ben Emelogu | 27 | 5-9 | 4-6 | 3 | 2 | 1 | 1 | 0 | 0 | 16 |
| Christian Beyer | 2 | 0-0 | 0-0 | 0 | 0 | 0 | 0 | 0 | 0 | 0 |
| Will Johnston | 3 | 0-0 | 0-0 | 0 | 1 | 0 | 0 | 0 | 0 | 0 |
| Trevor Thompson | 21 | 4-7 | 7-11 | 11 | 4 | 1 | 3 | 1 | 1 | 15 |
| TEAM | | | | 5 | | | 1 | | | |
| Totals | 200 | 25-52 | 23-41 | 46 | 22 | 13 | 13 | 4 | 5 | 79 |

3-Pointers.....VT 6 (Eddie 3, Emelogu 2, Wood)

.....WCU 3 (Boggs, Sinclair, Sumler)

Blocks.....VT 4 (Eddie, Thompson, van Zegeren, Wood)

.....WCU 4 (Hall 4)

Steals.....VT 5 (Raines 3, Smith, Thompson)

.....WCU 6 (Boggs, Brown, Browning, Sinclair, Sumler

Tankelewicz)

Officials.....Eppley, Bruno, Gladden

Technicals.....None

GAME 4

VIRGINIA TECH 105, VMI 92

NOV. 18, 2013 • 7 P.M. • BLACKSBURG, VA.

Jarell Eddie tied a career high with five 3-pointers and scored 21 points to pace a balanced attack, as Virginia Tech held on late to down Virginia Military Institute 105-92.

Led by Eddie, the Hokies hit a season-high 11 3-pointers. Eddie shot 7 of 12 from the floor overall – including 5 of 5 from beyond the 3-point arc. He also made both of his free-throw attempts and grabbed six rebounds.

Eddie's shooting certainly opened things up for the Hokies, who topped the 100-point mark for the first time since the 2011 season. Five players scored in double figures for Tech, and every Hokie player who played in the game scored.

Freshman guard **Ben Emelogu** added 19 points off the bench for the Hokies and hit four 3-pointers. **C.J. Barksdale**, who was suspended for the first three games of this season by Johnson for a violation of team rules, scored 16 points and grabbed six rebounds in his season debut.

Tech led by as many as 20 in the second half after Adam Smith's 3-pointer with 13:50 remaining and appeared to be coasting toward an easy victory. But VMI started pressing, and the Hokies got sloppy with the ball. Eight of Virginia Tech's 16 turnovers came in the final 13 minutes of the game.

Freshman guard **Ben Emelogu** added 19 points off the bench for the Hokies and hit four 3-pointers. **C.J. Barksdale**, who was suspended for the first three games of this season by Johnson for a violation of team rules, scored 16 points and grabbed six rebounds in his season debut.

Tech led by as many as 20 in the second half after Adam Smith's 3-pointer with 13:50 remaining and appeared to be coasting toward an easy victory. But VMI started pressing, and the Hokies got sloppy with the ball. Eight of Virginia Tech's 16 turnovers came in the final 13 minutes of the game.

Freshman guard **Ben Emelogu** added 19 points off the bench for the Hokies and hit four 3-pointers. **C.J. Barksdale**, who was suspended for the first three games of this season by Johnson for a violation of team rules, scored 16 points and grabbed six rebounds in his season debut.

Rodney Glasgow and Peterson led VMI (3-2) with 22 points each. D.J. Covington added 20 points and five rebounds for the Keydets, who were out-rebounded 52-31 by the Hokies.

VMI (3-2, 0-0 Big South)

| Player | MP | FG | FT | TR | PF | A | TO | Bk | Stl | TP |
|-------------------|-----|-------|-------|----|----|---|----|----|-----|----|
| D.J. Covington, f | 25 | 8-14 | 4-6 | 5 | 3 | 0 | 1 | 3 | 1 | 20 |
| Craig Hinton, f | 26 | 4-5 | 2-2 | 2 | 2 | 0 | 1 | 1 | 0 | 13 |
| Rodney Glasgow, g | 34 | 8-17 | 2-2 | 3 | 4 | 0 | 0 | 0 | 1 | 22 |
| Brian Brown, g | 14 | 1-4 | 0-0 | 1 | 1 | 1 | 0 | 0 | 0 | 2 |
| QJ Peterson, g | 32 | 8-22 | 4-7 | 5 | 3 | 2 | 2 | 0 | 4 | 22 |
| Trey Chapman | 18 | 1-5 | 2-2 | 2 | 0 | 0 | 1 | 0 | 4 | 4 |
| Tim Marshall | 1 | 0-0 | 0-0 | 0 | 0 | 0 | 0 | 0 | 0 | 0 |
| Phillip Anglade | 4 | 0-0 | 0-0 | 0 | 0 | 0 | 0 | 1 | 0 | 0 |
| Jarid Watson | 9 | 1-2 | 0-0 | 3 | 4 | 0 | 0 | 0 | 0 | 2 |
| Julian Eleby | 13 | 2-4 | 1-3 | 1 | 1 | 0 | 0 | 1 | 0 | 6 |
| Jordan Weethee | 24 | 0-6 | 0-5 | 3 | 1 | 0 | 0 | 0 | 0 | 1 |
| TEAM | | | | 6 | | | | | | |
| Totals | 200 | 33-79 | 16-23 | 31 | 20 | 8 | 4 | 6 | 7 | 92 |

VIRGINIA TECH (3-1, 0-0 ACC)

| Player | MP | FG | FT | TR | PF | A | TO | Bk | Stl | TP |
|--------------------|-----|-------|-------|----|----|----|----|----|-----|----|
| Cadarian Raines, f | 21 | 3-3 | 3-4 | 5 | 3 | 2 | 3 | 2 | 0 | 9 |
| Jarell Eddie, f | 33 | 7-12 | 2-2 | 7 | 3 | 1 | 2 | 0 | 0 | 21 |
| Marshall Wood, f | 14 | 2-4 | 2-2 | 8 | 0 | 0 | 0 | 0 | 0 | 7 |
| Adam Smith, g | 30 | 4-10 | 2-4 | 3 | 3 | 0 | 0 | 0 | 0 | 11 |
| Devin Wilson, g | 31 | 4-7 | 5-5 | 5 | 4 | 5 | 0 | 1 | 1 | 13 |
| Joey van Zegeren | 4 | 1-1 | 1-2 | 5 | 2 | 0 | 0 | 1 | 0 | 3 |
| Ben Emelogu | 22 | 6-13 | 3-3 | 4 | 5 | 3 | 2 | 0 | 0 | 19 |
| Will Johnston | 4 | 0-0 | 2-2 | 1 | 0 | 0 | 1 | 0 | 0 | 2 |
| Trevor Thompson | 15 | 2-7 | 0-0 | 6 | 2 | 0 | 1 | 5 | 0 | 4 |
| C.J. Barksdale | 26 | 7-12 | 2-2 | 6 | 1 | 3 | 2 | 1 | 0 | 16 |
| TEAM | | | | 2 | | | | | | |
| Totals | 200 | 36-69 | 22-26 | 52 | 21 | 16 | 9 | 1 | 10 | 5 |

3-Pointers.....VT 11 (Eddie 5, Emelogu 4, Smith, Wood)

Blocks.....VT 9 (Thompson 5, Raines 2, Barksdale, van Zegeren)

Steals.....VT 1 (Wilson)

Officials.....Nestor, Nichols, Shey
Technical.....None
Attendance.....4,162

| Percentages: | FG% | 3FG% | FT% |
|---------------|------|------|------|
| VMI | 41.8 | 27.8 | 69.6 |
| Virginia Tech | 52.2 | 64.7 | 84.6 |

| Player | 33 | 59 | — | 92 |
|---------------|----|----|---|-----|
| Virginia Tech | 44 | 61 | — | 105 |

GAME 5

MICHIGAN ST. 96, VIRGINIA TECH 77

NOV. 22, 2013 • 9:30 P.M. • BROOKLYN, N.Y.

The Hokies fell 96-77 in their opening game of the Coaches vs. Cancer Classic at the Barclays Center in Brooklyn. **Jarell Eddie** finished the game with a career-high six threes as part of a 23-point effort, while **Adam Smith** led the team with 27 points.

The Hokies (3-2) got out to a slow start as Michigan State (5-0) took an early 10-5 lead, but Tech controlled the boards early on and it would eventually pay off. The Spartans struggled from beyond the arc early, unable to connect on their first six attempts. Tech took advantage and eventually tied the game at 10 on a **Ben Emelogu** three. **C.J. Barksdale** followed it up with a bucket of his own to give the Hokies their first lead of the game nearing the midway point in the half.

Following the under-12 media timeout, the Hokies went on an 8-0 run for their largest lead of the night at 20-14. The game saw six lead changes over the next three minutes of play, but Michigan State began to pull away in the closing minutes of the half. The final five minutes of the first period were dominated by Michigan State's Adreian Payne, who scored 11 of the team's 15 points in that time frame.

Eddie neared yet another 20-point half as he had 17 at the break, including 4 threes, while Payne put up 20 by halftime, as neither team saw another player score more than six points in the first half.

Michigan State continued to roll in the second half as it opened with a 13-3 run. The Hokies scored just nine points in the first ten minutes of the second half, but midway through the period Smith came alive for Tech. He scored nine straight points for the Hokies and was the only consistent source of production for the squad in the later part of the game.

Barksdale neared a double-double for the Hokies, finishing with eight points and seven boards, while Smith also grabbed six rebounds and had five assists. Payne, as well as Brandon Dawson finished with double-doubles for the Spartans. Payne went for 29 and 10, while Dawson scored 12 points and brought down 10 rebounds.

VIRGINIA TECH (3-2, 0-0 ACC)

| Player | MP | FG | FT | TR | PF | A | TO | Bk | Stl | TP |
|--------------------|-----|-------|-------|----|----|----|----|----|-----|----|
| Marshall Wood, f | 19 | 2-2 | 1-1 | 5 | 1 | 1 | 1 | 0 | 0 | 5 |
| Jarell Eddie, f | 24 | 7-12 | 3-3 | 1 | 1 | 0 | 0 | 0 | 0 | 23 |
| Devin Wilson, g | 26 | 0-2 | 0-0 | 2 | 1 | 5 | 4 | 0 | 2 | 0 |
| Cadarian Raines, f | 12 | 0-5 | 0-0 | 2 | 3 | 0 | 1 | 0 | 0 | 0 |
| Adam Smith, g | 28 | 9-19 | 5-5 | 6 | 1 | 5 | 3 | 0 | 1 | 27 |
| Christian Beyer | 11 | 1-2 | 0-0 | 2 | 0 | 0 | 0 | 0 | 0 | 3 |
| Joey van Zegeren | 11 | 0-1 | 0-0 | 0 | 0 | 0 | 1 | 0 | 0 | 0 |
| C.J. Barksdale | 21 | 2-5 | 4-7 | 7 | 2 | 0 | 0 | 1 | 0 | 8 |
| Will Johnston | 12 | 1-3 | 1-2 | 3 | 1 | 1 | 0 | 0 | 0 | 4 |
| Greg Donlon | 1 | 0-1 | 0-0 | 0 | 0 | 0 | 0 | 0 | 0 | 0 |
| Trevor Thompson | 16 | 1-3 | 0-0 | 2 | 3 | 0 | 4 | 0 | 1 | 2 |
| Ben Emelogu | 19 | 2-6 | 0-0 | 2 | 3 | 1 | 3 | 0 | 0 | 5 |
| TEAM | | | | 7 | | | | | | |
| Totals | 200 | 25-61 | 14-15 | 39 | 16 | 13 | 17 | 1 | 4 | 77 |

MICHIGAN STATE (5-0, 0-0 Big 10)

| Player | MP | FG | FT | TR | PF | A | TO | Bk | Stl | TP |
|-------------------|-----|-------|-------|----|----|----|----|----|-----|----|
| Matt Costello, f | 17 | 0-0 | 0-0 | 2 | 3 | 1 | 2 | 2 | 0 | 0 |
| Brandon Dawson, f | 26 | 6-9 | 0-2 | 10 | 1 | 2 | 0 | 0 | 3 | 12 |
| Keith Appling, g | 31 | 5-9 | 0-1 | 1 | 2 | 7 | 0 | 0 | 3 | 13 |
| Gary Harris, g | 25 | 6-19 | 5-5 | 3 | 0 | 5 | 2 | 0 | 0 | 19 |
| Adreian Payne, f | 30 | 10-15 | 5-5 | 10 | 2 | 3 | 0 | 3 | 1 | 29 |
| Alex Gauna | 8 | 0-0 | 0-0 | 1 | 2 | 0 | 0 | 0 | 0 | 0 |
| Gavin Schilling | 4 | 1-1 | 0-0 | 1 | 1 | 0 | 0 | 0 | 0 | 2 |
| Colby Wollenman | 1 | 0-0 | 0-0 | 0 | 0 | 0 | 0 | 0 | 0 | 0 |
| Alvin Ellis III | 8 | 0-0 | 0-0 | 2 | 0 | 1 | 0 | 0 | 0 | 0 |
| Kenny Kaminski | 3 | 1-3 | 0-0 | 1 | 0 | 0 | 0 | 0 | 0 | 3 |
| Russell Byrd | 3 | 1-2 | 0-0 | 1 | 0 | 0 | 0 | 0 | 0 | 3 |
| Dan Chapman | 1 | 0-0 | 0-0 | 0 | 0 | 0 | 0 | 0 | 0 | 0 |
| Keenan Wetzel | 1 | 0-0 | 0-0 | 0 | 1 | 0 | 0 | 0 | 0 | 0 |
| Denzel Valentine | 19 | 3-6 | 0-0 | 1 | 2 | 4 | 2 | 1 | 2 | 7 |
| Travis Trice | 23 | 3-7 | 0-0 | 3 | 0 | 3 | 0 | 0 | 2 | 8 |
| TEAM | | | | 1 | | | | | | |
| Totals | 200 | 36-71 | 10-13 | 34 | 16 | 26 | 6 | 6 | 13 | 96 |

3-Pointers VT 13 (Eddie 6, Smith 4, Beyer, Emelogu, Johnston)

Blocks.....MSU 14 (Payne 4, Appling 3, Harris 2, Trice 2,

Steals.....MSU 6 (Payne 3, Costello 2, Valentine)

| Percentages: | FG% | 3FG% | FT% |
|----------------|------|------|------|
| Virginia Tech | 41.0 | 48.1 | 93.3 |
| Michigan State | 50.7 | 40.0 | 76.9 |

| Player | 33 | 44 | — | 77 |
|---------------|----|----|---|----|
| Virginia Tech | 46 | 50 | — | 96 |

GAME 6

SETON HALL 68, VIRGINIA TECH 97

NOV. 23, 2013 • 7 P.M. • BROOKLYN, N.Y.

Senior **Jarell Eddie** earned his first double-double of the season, but the Virginia Tech men's basketball team came up just short against the Seton Hall Pirates, dropping its final game of the Coaches vs. Cancer Classic, 68-67 in the Barclays Center in Brooklyn. Eddie finished the game with 19 points and 10 rebounds, to go along with four assists and a career-high four blocks. The Pirates were led by Fuquan Edwin, who hit a late three to take the lead and made four free throws down the stretch to seal win for his team.

Tech got out to an impressive start, going up 8-0 on the Pirates to begin the game. **Adam Smith** hit a pair of jumpers from beyond the arc and Eddie added another three to open play. A 7-0 run for Seton Hall made it a two-possession game, but Tech held on to the advantage until a 12-3 Seton Hall run tied things up at 29 with just under six minutes remaining in the first half.

The two teams would trade the lead five times in the closing minutes of the first half, but Seton Hall took the 38-36 lead into the break. Despite evening the game back up 16 seconds into the new half, it didn't take long for Seton Hall to regain and maintain its first-half lead. Tech kept things close and never let the Pirates make the difference more than five points during the second half.

With under five minutes to play, the Hokies took their first lead since a **C.J. Barksdale** bucket to start off the second half. **Ben Emelogu** hit a three to tie it and finished off a fast break started by Eddie with a dunk to put the Hokies up 57-55. Seton Hall tied it up at 57, but Tech wouldn't trail again until a three from Edwin made it 62-61 with 27 seconds on the clock. Tech was forced to foul in the closing seconds of the game and a costly turnover with 12 seconds remaining went on to make it a two-possession game.

Emelogu got it back within two when he hit a three with four seconds left, but Edwin made both free throws on the ensuing foul to make it a four-point difference. The freshman struck again from beyond the arc in the final second but the Hokies remained just short as time ran out.

VIRGINIA TECH (3-3, 0-0 ACC)

| Player | MP | FG | FT | TR | PF | A | TO | Bk | Stl | TP |
|--------------------|-----|-------|-------|----|----|----|----|----|-----|----|
| C.J. Barksdale, f | 30 | 3-6 | 3-4 | 5 | 2 | 0 | 2 | 1 | 1 | 9 |
| Jarell Eddie, f | 37 | 6-19 | 4-5 | 11 | 3 | 4 | 2 | 4 | 1 | 19 |
| Devin Wilson, g | 30 | 0-3 | 2-2 | 5 | 4 | 8 | 2 | 0 | 1 | 2 |
| Cadarian Raines, f | 18 | 2-3 | 0-0 | 4 | 0 | 2 | 0 | 0 | 0 | 4 |
| Adam Smith, g | 26 | 4-9 | 0-0 | 3 | 1 | 1 | 2 | 0 | 0 | 11 |
| Trevor Thompson | 8 | 0-2 | 0-0 | 1 | 0 | 0 | 0 | 0 | 0 | 0 |
| Joey van Zegeren | 13 | 0-2 | 1-2 | 4 | 0 | 4 | 0 | 1 | 3 | 0 |
| Ben Emelogu | 24 | 7-11 | 0-0 | 2 | 0 | 1 | 0 | 0 | 0 | 18 |
| Marshall Wood | 14 | 1-2 | 1-2 | 3 | 2 | 1 | 2 | 0 | 0 | 3 |
| TEAM | | | | 5 | | | | | | |
| Totals | 200 | 23-57 | 11-15 | 41 | 22 | 14 | 14 | 8 | 3 | 67 |

SETON HALL (4-2, 0-0 BIG EAST)

| Player | MP | FG | FT | TR | PF | A | TO | Bk | Stl | TP |
|-------------------|-----|-------|-------|----|----|----|----|----|-----|----|
| Fuquan Edwin, g | 34 | 5-15 | 6-6 | 6 | 3 | 1 | 2 | 1 | 3 | 18 |
| Haralds Karlis, g | 10 | 1-3 | 0-0 | 1 | 0 | 0 | 0 | 0 | 0 | 3 |
| Eugene Teague, f | 32 | 4-8 | 2-7 | 10 | 2 | 3 | 1 | 3 | 0 | 10 |
| Sterling Gibbs, g | 21 | 0-8 | 4-4 | 2 | 4 | 1 | 0 | 0 | 0 | 4 |
| Brandon Mobley, f | 32 | 0-4 | 1-2 | 8 | 3 | 0 | 1 | 0 | 0 | 0 |
| Aaron Geramipoor | 8 | 0-0 | 0-0 | 1 | 2 | 0 | 0 | 1 | 0 | 0 |
| Jaren Sina | 16 | 4-5 | 1-2 | 1 | 0 | 1 | 0 | 0 | 0 | 13 |
| Tom Maayan | 19 | 3-5 | 2-2 | 0 | 1 | 5 | 1 | 0 | 0 | 8 |
| Stephanie Manga | 7 | 0-5 | 0-0 | 4 | 1 | 0 | 1 | 0 | 0 | 0 |
| Brian Oliver | 21 | 3-9 | 2-2 | 6 | 1 | 0 | 0 | 0 | 0 | 11 |
| TEAM | | | | 5 | | | | | | |
| Totals | 200 | 20-62 | 18-25 | 42 | 15 | 14 | 7 | 5 | 3 | 68 |

3-Pointers.....VT 10 (Emelogu 4, Eddie 3, Smith 3)

GAME 7

VIRGINIA TECH 75, FURMAN 54

NOV. 26, 2013 • 7 P.M. • BLACKSBURG, VA.

Virginia Tech's **Jarell Eddie** scored 14 points to lead the hot-shooting Hokies to a 75-54 nonconference win over Furman. Eddie's 14 points – his seventh straight game in double figures – paced five Tech players in double figures. The Hokies also got 13 points from **Marshall Wood**, a career-high 12 points from **Will Johnston** and 11 points from **Adam Smith**. Johnston hit four 3-pointers, while Wood and Smith hit three 3's each, as the Hokies hit 12 3-pointers.

The performance marked the fourth straight game in which the Hokies have made at least 10 3-pointers. Eddie made 6 of 15 from the floor, including two threes, and he also grabbed 10 rebounds for his second straight double-double. It marked the fifth double-double of his career.

Furman scored the first basket of the game on a jumper by Stephen Croone. But the Hokies answered with an 18-1 run to take control of the game and never trailed again.

In the second half, Tech built the lead to 22 points following a Wood 3-pointer with 14:30 left that gave the Hokies a 43-21 lead. Furman cut the lead to nine points on two occasions, the final coming on a Croone 3-pointer that sliced the lead to 51-42 with 7:40 remaining.

But the Hokies' Johnston answered with a 3-pointer with 7:11 remaining to start a 15-2 run that pushed the lead back to 66-44, and the Hokies weren't threatened again. Eddie scored seven of the 15 in that run.

Johnston, who played 26 minutes mainly because Ben Emelogu was out (concussion-like symptoms), knocked down 4 of 6 from beyond the arc. Wood, who reached double figures for the first time this season, made 4 of 8 from the floor, including 3 of 5 from beyond the arc.

Virginia Tech also got a career-high 11 assists from freshman point guard Devin Wilson, who became the first Tech freshman to record 11 assists in a game since Dell Curry dished out 11 against Maryland-Eastern Shore on Dec. 4, 1982.

Croone led the Paladins with 27 points. He hit 8 of 14 from the floor and 10 of 11 from the free-throw line. Larry Wideman added 13 points for the Paladins, who only had four players score in the game.

FURMAN (2-3, 0-0 Big South)

| Player | MP | FG | FT | TR | PF | A | TO | Bk | Stl | TP |
|--------------------|-----|-------|-------|----|----|---|----|----|-----|----|
| Kris Acox, f | 25 | 0-2 | 0-0 | 4 | 4 | 0 | 1 | 0 | 1 | 0 |
| Kendrec Ferrara, f | 30 | 0-8 | 0-0 | 4 | 2 | 0 | 4 | 0 | 1 | 0 |
| Aaron O'Neill, g | 10 | 0-0 | 0-0 | 2 | 0 | 0 | 0 | 0 | 0 | 0 |
| Stephen Croone, g | 38 | 8-14 | 10-11 | 7 | 2 | 4 | 4 | 2 | 1 | 27 |
| Larry Wideman, g | 30 | 6-15 | 0-0 | 2 | 1 | 0 | 1 | 0 | 0 | 13 |
| William Gates, Jr. | 30 | 5-10 | 0-1 | 4 | 1 | 0 | 1 | 0 | 1 | 12 |
| Keith Belfield | 23 | 1-7 | 0-0 | 2 | 0 | 0 | 0 | 0 | 1 | 2 |
| Dominic Early | 4 | 0-0 | 0-0 | 1 | 1 | 0 | 0 | 0 | 0 | 0 |
| Kevin Chusseu | 10 | 0-0 | 0-0 | 1 | 2 | 0 | 0 | 0 | 0 | 0 |
| TEAM | | | | 4 | | | | | | |
| Totals | 200 | 20-56 | 10-12 | 31 | 13 | 4 | 11 | 2 | 5 | 54 |

VIRGINIA TECH (4-3, 0-0 ACC)

| Player | MP | FG | FT | TR | PF | A | TO | Bk | Stl | TP |
|--------------------|-----|-------|------|----|----|----|----|----|-----|----|
| Cadarian Raines, f | 3 | 0-0 | 0-0 | 1 | 0 | 0 | 0 | 0 | 0 | 0 |
| Jarell Eddie, f | 33 | 6-15 | 0-0 | 10 | 1 | 2 | 0 | 1 | 0 | 14 |
| C.J. Barksdale, f | 24 | 4-11 | 1-1 | 6 | 1 | 1 | 2 | 1 | 0 | 9 |
| Adam Smith, g | 29 | 4-10 | 0-0 | 1 | 2 | 3 | 2 | 0 | 0 | 11 |
| Devin Wilson, g | 31 | 2-4 | 2-3 | 4 | 3 | 11 | 1 | 0 | 0 | 6 |
| Joey van Zegeren | 22 | 4-5 | 2-4 | 5 | 1 | 0 | 3 | 1 | 1 | 10 |
| Greg Donlon | 1 | 0-0 | 0-0 | 0 | 0 | 0 | 0 | 0 | 0 | 0 |
| Christian Beyer | 2 | 0-0 | 0-0 | 0 | 0 | 0 | 0 | 0 | 0 | 0 |
| Will Johnston | 26 | 4-6 | 0-0 | 5 | 2 | 1 | 0 | 0 | 1 | 12 |
| Trevor Thompson | 10 | 0-0 | 0-0 | 1 | 1 | 0 | 2 | 1 | 0 | 0 |
| Marshall Wood | 19 | 4-8 | 2-2 | 4 | 2 | 1 | 1 | 1 | 0 | 13 |
| TEAM | | | | | | | | | | |
| Totals | 200 | 28-59 | 7-10 | 37 | 13 | 19 | 11 | 5 | 2 | 75 |

3-Pointers..... VT 12 (Johnston 4, Smith 3, Wood 3, Eddie 2).....Furman 4 (Gates, Jr. 2, Croone, Wideman)
Blocks..... VT 5 (Barksdale, Eddie, Thompson, van Zegeren, Wood).....Furman 2 (Croone)
Steals..... VT 2 (Johnston, van Zegeren).....Furman 5 (Acox, Belfield, Croone, Ferrara, Gates, Jr.)
Officials..... Maxwell, Marotta, Perone
Technicals..... None
Attendance.....3,470

| Percentages: | | | |
|---------------|------------|-------------|------------|
| Furman | FG%...35.7 | 3FG%...23.5 | FT%...83.3 |
| Virginia Tech | FG%...47.5 | 3FG%...40.0 | FT%...70.0 |
| Furman | 17 | 37 | 54 |
| Virginia Tech | 31 | 44 | 75 |

GAME 8

VIRGINIA TECH 81, RADFORD 56

NOV. 29, 2013 • 2 P.M. • BLACKSBURG, VA.

Virginia Tech guard **Adam Smith** scored 28 points to carry the Hokies past New River Valley rival Radford 81-56 in a nonconference game played Friday afternoon.

Smith's 28 points were his career high as a Tech player, topping the 27-point outburst against Michigan State. He scored 32 in a game while at UNC Wilmington as a freshman before transferring to Tech before last season.

Smith scored 17 of his 28 points in the first half for the Hokies, who used an 18-0 first-half run to break open the game against Radford, whose campus is only 15 miles from Tech's campus. Six different players scored in the run, and **Jarell Eddie's** three-point play with 13:09 left in the half gave the Hokies a 23-5 lead.

The Hokies led by as many as 22 points in the half. Smith hit 7 of 12 from the floor and both of his free-throw attempts in the first 20 minutes. **C.J. Barksdale** added 10 points for the Hokies.

Radford (4-2), which made just four shots in the first 12:30 of the game, hit just 33.3 percent in the first half (10 of 30), including 1 of 10 from beyond the 3-point arc.

The Highlanders cut the lead to 62-48 on a 3-pointer by R.J. Price with 10:17 left in the game. But the Hokies scored six straight points, the last two coming on a basket by Barksdale with 7:57 remaining that pushed the Hokies' lead to 20. Virginia Tech wasn't threatened again.

Barksdale had 14 points and 10 rebounds for his second career double-double. Eddie added 13 points and 10 rebounds for his third double-double of the season and the sixth of his career.

The Hokies played without freshman guard **Ben Emelogu**, who sat out a second straight game with concussion-like symptoms. Emelogu, whom Johnson said would be re-evaluated on Sunday, is averaging 14 points per game.

RADFORD (4-2, 0-0 Big South)

| Player | MP | FG | FT | TR | PF | A | TO | Bk | Stl | TP |
|--------------------|-----|-------|-------|----|----|----|----|----|-----|----|
| Javonte Green, f | 19 | 6-11 | 3-3 | 6 | 3 | 0 | 1 | 0 | 2 | 15 |
| Kyle Noreen, f | 8 | 1-1 | 0-0 | 1 | 1 | 1 | 0 | 0 | 0 | 2 |
| Brandon Holcomb, c | 19 | 0-2 | 1-2 | 4 | 2 | 0 | 1 | 0 | 0 | 1 |
| R.J. Price, g | 29 | 4-16 | 0-0 | 1 | 2 | 2 | 3 | 1 | 0 | 11 |
| Ya Ya Anderson, g | 27 | 2-8 | 1-1 | 2 | 2 | 2 | 3 | 0 | 0 | 6 |
| Kion Brown | 20 | 2-3 | 3-5 | 2 | 3 | 0 | 2 | 0 | 0 | 7 |
| Tai Owens | 2 | 0-1 | 0-0 | 0 | 0 | 0 | 1 | 0 | 0 | 0 |
| Rashun Davis | 20 | 3-6 | 2-4 | 3 | 4 | 3 | 0 | 0 | 2 | 8 |
| Allen Dickerson | 19 | 2-5 | 0-0 | 0 | 1 | 1 | 0 | 0 | 0 | 4 |
| Justin Cousin | 14 | 0-1 | 2-2 | 1 | 1 | 0 | 0 | 0 | 0 | 2 |
| Lucas Dyer | 14 | 0-2 | 0-2 | 6 | 3 | 1 | 0 | 0 | 0 | 0 |
| Kyle Gonzalez | 1 | 0-0 | 0-0 | 0 | 0 | 0 | 0 | 0 | 0 | 0 |
| Jalen Carethers | 7 | 0-2 | 0-0 | 0 | 1 | 0 | 0 | 0 | 0 | 0 |
| Juwan Wells | 1 | 0-0 | 0-0 | 0 | 0 | 0 | 0 | 0 | 0 | 0 |
| TEAM | | | | 3 | | | | | | |
| Totals | 200 | 20-58 | 12-19 | 29 | 23 | 10 | 11 | 1 | 4 | 56 |

VIRGINIA TECH (5-3, 0-0 ACC)

| Player | MP | FG | FT | TR | PF | A | TO | Bk | Stl | TP |
|---------------------|-----|-------|-------|----|----|----|----|----|-----|----|
| Joey van Zegeren, f | 16 | 0-0 | 1-2 | 6 | 5 | 2 | 2 | 3 | 1 | 1 |
| Jarell Eddie, f | 34 | 5-14 | 1-1 | 10 | 2 | 2 | 2 | 1 | 0 | 13 |
| C.J. Barksdale, f | 26 | 5-10 | 4-4 | 10 | 2 | 1 | 0 | 2 | 1 | 14 |
| Adam Smith, g | 36 | 9-18 | 8-10 | 4 | 1 | 5 | 0 | 0 | 0 | 28 |
| Devin Wilson, g | 26 | 3-5 | 1-2 | 2 | 4 | 3 | 4 | 0 | 1 | 8 |
| Greg Donlon | 1 | 1-1 | 0-0 | 1 | 0 | 0 | 0 | 0 | 0 | 2 |
| Christian Beyer | 2 | 0-0 | 0-0 | 0 | 0 | 0 | 0 | 0 | 0 | 0 |
| Will Johnston | 22 | 1-2 | 1-2 | 1 | 1 | 0 | 0 | 0 | 0 | 4 |
| Trevor Thompson | 13 | 0-0 | 1-2 | 1 | 1 | 0 | 1 | 1 | 1 | 1 |
| Marshall Wood | 24 | 3-4 | 3-3 | 6 | 3 | 0 | 1 | 1 | 0 | 10 |
| TEAM | | | | | | | | | | 1 |
| Totals | 200 | 27-54 | 20-26 | 41 | 19 | 13 | 11 | 8 | 4 | 81 |

3-Pointers..... VT 7 (Eddie 2, Smith 2, Johnston, Wilson, Wood).....RU 4 (Price 3, Anderson)
Blocks..... VT 8 (van Zegeren 3, Barksdale 2, Eddie, Thompson, Wood).....RU 1 (Price)
Steals..... VT 4 (Barksdale, Thompson, Wilson, van Zegeren).....RU 4 (Davis 2, Green 2)
Officials..... Hull, Tyburski, Ebersole
Technicals..... None
Attendance.....5,217

| Percentages: | | | |
|---------------|------------|-------------|------------|
| Radford | FG%...34.5 | 3FG%...18.2 | FT%...63.2 |
| Virginia Tech | FG%...50.0 | 3FG%...46.7 | FT%...76.9 |
| Radford | 28 | 28 | 56 |
| Virginia Tech | 48 | 33 | 81 |

GAME 9

VIRGINIA TECH 81, WINTHROP 63

DEC. 3, 2013 • 7 P.M. • BLACKSBURG, VA.

Despite playing without **Adam Smith** and **Ben Emelogu** because of injuries, the Virginia Tech Hokies got a career night from **Jarell Eddie** and pulled away from pesky Winthrop to record an 81-63 victory over the Eagles.

Smith missed the game with a calf strain, while Emelogu sat out a third straight game with concussion-like symptoms. With those two out, the Hokies relied on Eddie, and the senior delivered in a big way.

Eddie scored a career-high 34 points, surpassing his previous career high of 28 points, which came at UNC Greensboro last season. He hit 13 of 18 from the floor, including 6 of 8 from beyond the 3-point arc.

Eddie's six 3-pointers were one shy of the school record set by Malcolm Delaney at North Carolina in 2011. His 13 baskets were a career high and his six 3-pointers tied a career high.

Eddie started going off midway through the first half, scoring 17 straight points for the Hokies at one stretch en route to a 20-point first half. He hit 7 of 11 from the floor in the first 20 minutes, including 5 of 7 from beyond the 3-point arc. Tech hit seven 3-pointers and shot 53.6 percent from the floor in bolting to a 42-33 halftime lead.

Winthrop managed to hang around, though, and cut the Tech lead to 55-53 on a basket by Keon Johnson with 7:40 left in the game. But Eddie answered with a basket to push the lead to 57-53 and start a 17-4 run that helped the Hokies pull away.

C.J. Barksdale added 13 points for the Hokies, and Devin Wilson pitched in 11 points and eight assists. The Hokies also got solid minutes from **Joey van Zegeren**, who made his second straight start, and **Cadarian Raines**, with van Zegeren scoring nine points and Raines added eight off the bench. The trio of Barksdale, van Zegeren and Raines combined to hit 11 of 17 from the floor.

WINTHROP (5-2, 0-0 Big South)

| Player | MP | FG | FT | TR | PF | A | TO | Bk | Stl | TP |
|-----------------|-----|-------|-------|----|----|---|----|----|-----|----|
| Joab Jerome, f | 33 | 4-11 | 3-4 | 2 | 2 | 1 | 2 | 0 | 1 | 13 |
| James Bourne, f | 29 | 2-2 | 3-4 | 2 | 2 | 0 | 0 | 0 | 0 | 7 |
| Larry Brown, f | 15 | 2-7 | 0-0 | 1 | 4 | 1 | 2 | 1 | 1 | 4 |
| Keon Johnson, g | 26 | 5-11 | 4-6 | 1 | 3 | 1 | 0 | 0 | 0 | 15 |
| Andre Smith, g | 28 | 4-14 | 0-0 | 4 | 2 | 0 | 0 | 0 | 2 | 9 |
| Brandon Vega | 14 | 1-3 | 0-0 | 1 | 3 | 5 | 1 | 0 | 1 | 2 |
| Keon Moore | 12 | 2-5 | 0-0 | 2 | 1 | 3 | 0 | 0 | 0 | 6 |
| Donovan Carter | 10 | 0-0 | 0-0 | 0 | 1 | 0 | 1 | 0 | 0 | 0 |
| Josh Davenport | 9 | 1-2 | 0-0 | 1 | 0 | 0 | 1 | 0 | 0 | 3 |
| Jarad Scott | 24 | 2-3 | 0-1 | 4 | 2 | 0 | 0 | 0 | 1 | 4 |
| TEAM | | | | 4 | | | | | | |
| Totals | 200 | 23-58 | 10-15 | 22 | 20 | 9 | 10 | 1 | 6 | 63 |

VIRGINIA TECH (6-3, 0-0 ACC)

| Player | MP | FG | FT | TR | PF | A | TO | Bk | Stl | TP |
|---------------------|-----|-------|-------|----|----|----|----|----|-----|----|
| Joey van Zegeren, f | 21 | 4-6 | 1-5 | 7 | 4 | 0 | 3 | 2 | 1 | 9 |
| Jarell Eddie, f | 37 | 13-18 | 2-2 | 7 | 2 | 2 | 2 | 0 | 1 | 34 |
| C.J. Barksdale, f | 30 | 4-7 | 4-5 | 6 | 1 | 1 | 2 | 2 | 0 | 13 |
| Devin Wilson, g | 37 | 3-3 | 5-6 | 3 | 2 | 2 | 5 | 1 | 0 | 11 |
| Will Johnston, g | 30 | 1-7 | 0-0 | 0 | 2 | 2 | 0 | 0 | 0 | 3 |
| Cadarian Raines | 15 | 3-4 | 2-2 | 4 | 4 | 4 | 0 | 2 | 0 | 8 |
| Christian Beyer | 8 | 0-0 | 0-0 | 1 | 0 | 0 | 3 | 0 | 1 | 0 |
| Trevor Thompson | 2 | 0-0 | 0-0 | 0 | 0 | 0 | 0 | 0 | 0 | 0 |
| Marshall Wood | 20 | 1-3 | 0-0 | 7 | 0 | 0 | 3 | 1 | 0 | 3 |
| TEAM | | | | 2 | | | | | | |
| Totals | 200 | 29-48 | 14-20 | 37 | 15 | 16 | 18 | 8 | 3 | 81 |

3-Pointers.....VT 9 (Eddie 6, Barksdale, Johnston, Wood).....Winthrop 7 (Jerome 2, Moore 2, Davenport, Johnson, Smith)
Blocks..... VT 8 (Barksdale 2, Raines 2, van Zegeren 2, Wilson, Wood).....Winthrop 1 (Brown)
Steals.....VT 3 (Beyer, Eddie, van Zegeren).....Winthrop 6 (Smith 2, Brown, Jerome, Smith, Vega)

Officials.....Styons, Anderson, Heater
Technicals.....None
Attendance.....3,888

| Percentages: | | | |
|---------------|------------|-------------|------------|
| Winthrop | FG%...39.7 | 3FG%...31.8 | FT%...66.7 |
| Virginia Tech | FG%...60.4 | 3FG%...45.0 | FT%...70.0 |
| Winthrop | 33 | 30 | 63 |
| Virginia Tech | 42 | 39 | 81 |

GAME 10

VIRGINIA TECH 61, MIAMI 60 [OT]

DEC. 8, 2013 • 12:30 P.M. • CORAL GABLES, FLA.

A late run at the end of regulation helped lift the Virginia Tech men's basketball team past the Miami Hurricanes 61-60 in overtime on Sunday afternoon at the BankUnited Center. Senior **Jarell Eddie** led the Hokies with 24 points and eight rebounds, while Garrius Adams paced the Hurricanes with 14 points in each team's conference opener.

Eddie scored Tech's final 11 points as part of a 13-3 run in the last seven and a half minutes of the second half. Tech (7-3, 1-0 ACC) had numerous opportunities in the second half to regain a lead it hadn't seen since midway through the first half, but Miami (5-5, 0-1 ACC) had an answer and would not allow the Hokies to get within a possession.

Late in regulation, Tech freshman **Devin Wilson** was fouled and had the chance to tie it from the free-throw line, but he missed the front end of a 1-and-1. Miami's Adams was fouled on the rebound and made it a three-point game, going 1-for-2 from the line.

On the ensuing possession, Eddie was guarded tightly in the corner but pulled up anyway and nailed the 3-pointer to tie it up at 56 with 45 seconds on the clock. On Miami's next time down the court, Davon Reed airballed a 3 that sailed out of bounds with 14 seconds to play. Eddie's attempt at a final shot was blocked and things headed to overtime.

Adams was the first to strike in extra time for Miami, but Tech sophomore **Marshall Wood** quickly answered with a 3 for the Hokies. With Tech trailing by two and less than 30 seconds to play, Eddie hit a jumper to put the Hokies up 61-59. Adams was fouled on Miami's next possession, but he only made one of his two free throws with seven seconds left. Miami got the rebound, but an errant shot hit the back of the backboard, and the Hokies escaped.

Redshirt sophomore **Joey van Zegeren** had a career-high 10 rebounds by the half and neared a double-double by game's end, adding eight points. Freshman **Ben Emelogu** was the only other Tech player to score in double figures, finishing with 11 points, while Wilson finished the game with five assists.

James Kelly had 12 points and nine rebounds for the Hurricanes, while Reed added 10 points. Neither team shot particularly well in the game, both under 35 percent.

VIRGINIA TECH (7-3, 1-0 ACC)

| Player | MP | FG | FT | TR | PF | A | TO | Blk | Stl | TP |
|---------------------|-----|-------|-----|----|----|----|----|-----|-----|----|
| Joey van Zegeren, f | 35 | 4-9 | 0-0 | 10 | 3 | 0 | 2 | 2 | 1 | 8 |
| Devin Wilson, g | 40 | 0-2 | 1-3 | 2 | 4 | 5 | 1 | 0 | 1 | 1 |
| Will Johnston, g | 3 | 0-1 | 0-0 | 2 | 0 | 0 | 0 | 0 | 0 | 0 |
| Jarell Eddie, f | 43 | 9-23 | 0-0 | 8 | 1 | 0 | 2 | 0 | 2 | 24 |
| Marshall Wood, f | 30 | 3-9 | 0-0 | 6 | 0 | 1 | 2 | 0 | 1 | 9 |
| Adam Smith | 21 | 3-9 | 0-0 | 1 | 0 | 3 | 0 | 0 | 0 | 8 |
| Cadarian Raines | 11 | 0-1 | 0-0 | 1 | 2 | 0 | 0 | 0 | 0 | 0 |
| Ben Emelogu | 34 | 5-14 | 0-0 | 5 | 0 | 2 | 2 | 0 | 1 | 11 |
| Christian Beyer | 4 | 0-1 | 0-0 | 1 | 2 | 0 | 0 | 1 | 0 | 0 |
| Trevor Thompson | 4 | 0-0 | 0-0 | 1 | 0 | 0 | 0 | 0 | 0 | 0 |
| TEAM | | | | 7 | | | 1 | | | |
| Totals | 225 | 24-69 | 1-3 | 43 | 13 | 11 | 10 | 3 | 6 | 61 |

MIAMI (5-5, 0-1 ACC)

| Player | MP | FG | FT | TR | PF | A | TO | Blk | Stl | TP |
|-------------------|-----|-------|------|----|----|---|----|-----|-----|----|
| Davon Reed, g | 32 | 4-10 | 1-2 | 5 | 0 | 0 | 3 | 0 | 0 | 10 |
| Rion Brown, g | 38 | 4-15 | 0-0 | 4 | 2 | 2 | 0 | 0 | 1 | 9 |
| Donnavan Kirk, f | 29 | 2-7 | 2-4 | 1 | 1 | 0 | 3 | 2 | 0 | 6 |
| Garrius Adams, f | 34 | 5-9 | 2-4 | 3 | 2 | 2 | 0 | 1 | 1 | 14 |
| James Kelly, f | 31 | 5-14 | 2-2 | 9 | 4 | 0 | 2 | 0 | 1 | 12 |
| Raphael Akpejiori | 9 | 0-1 | 0-0 | 2 | 2 | 0 | 1 | 0 | 0 | 0 |
| Manu Lecomte | 27 | 3-8 | 1-2 | 4 | 2 | 3 | 0 | 1 | 7 | |
| Erik Swoope | 4 | 0-0 | 0-0 | 2 | 0 | 1 | 0 | 0 | 0 | 0 |
| Tonye Jekiri | 21 | 1-5 | 0-0 | 7 | 0 | 0 | 0 | 1 | 0 | 2 |
| TEAM | | | | 3 | | | | | | |
| Totals | 225 | 24-69 | 8-14 | 50 | 13 | 7 | 12 | 4 | 4 | 60 |

3-Pointers.....VT 12 (Eddie 6, Wood 3, Smith 2, Emelogu)
.....Miami 4 (Adams 2, Brown, Reed)
Blocks.....VT 3 (van Zegeren 2, Beyer)
.....Miami 3 (Kirk 2, Adams)
Steals.....VT 6 (Eddie 2, Emelogu, Wilson, Wood, van Zegeren)
.....Miami 4 (Adams, Brown, Kelly, Lecomte)

Officials.....Ayers, Driscoll, Luckie
Technical.....None
Attendance.....6,270

Percentages:

| | | | |
|---------------|------------|-------------|------------|
| Virginia Tech | FG%...34.8 | 3FG%...35.3 | FT%...33.3 |
| Miami | FG%...34.8 | 3FG%...26.7 | FT%...57.1 |

| | | | | | |
|---------------|----|----|---|---|----|
| Virginia Tech | 23 | 33 | 5 | — | 61 |
| Miami | 31 | 25 | 4 | — | 60 |

GAME 11

VCU 82, VIRGINIA TECH 52

DEC. 21, 2013 • 5:30 P.M. • RICHMOND, VA.

VCU guard Melvin Johnson scored 19 of his career-high 27 points in the first half and sparked a big first-half run, as the Rams downed the Hokies 82-52 in a Governor's Holiday Hoops Classic game played at the Richmond Coliseum.

Jarell Eddie and **Ben Emelogu** paced the Hokies with 12 points, but Tech shot just 35.4 percent from the floor and turned the ball over a season-high 27 times. VCU scored 42 points off the Hokies' turnovers.

Tech actually led early in this one, scoring the game's first six points. But after **C.J. Barksdale's** basket with 15:47 remaining that gave the Hokies an 8-6 lead, things fell apart.

The Rams scored 31 straight points to take a 37-8 lead. Johnson hit five of his six first-half 3-pointers in the run, and he capped the run with a 3-pointer that gave the Rams a 19-point bulge with 6:03 left in the half.

VCU's fullcourt pressure defense was just too much for the Hokies, who turned the ball over 15 times in the first 20 minutes and made just 8 of 24 from the floor (33 percent).

The Hokies, who are one of the best 3-point shooting teams in the nation, hit nine against the Rams, with Eddie hitting 4 of 7 from beyond the arc. **Marshall Wood** hit two, and Tech hit 9 of 20 for the game.

Making matters worse for the Hokies, they lost two players to injuries — Barksdale and guard **Adam Smith**. Barksdale sprained an ankle, while Smith re-aggravated a calf injury. Barksdale scored two points in seven minutes before leaving, while Smith scored three points in 15 minutes before his departure.

VCU (10-3, 0-0 A-10)

| Player | MP | FG | FT | TR | PF | A | TO | Blk | Stl | TP |
|-------------------|-----|-------|-------|----|----|----|----|-----|-----|----|
| Briante Weber, g | 23 | 4-7 | 0-0 | 4 | 2 | 4 | 2 | 0 | 4 | 8 |
| Rob Brandenber, f | 26 | 1-6 | 3-4 | 2 | 0 | 1 | 0 | 0 | 2 | 5 |
| Juvonte Reddic, f | 25 | 5-10 | 0-2 | 11 | 2 | 1 | 1 | 1 | 3 | 10 |
| Jordan Burgess, g | 15 | 1-4 | 1-2 | 2 | 2 | 0 | 1 | 0 | 2 | 4 |
| Trevoon Graham, g | 23 | 3-9 | 0-0 | 7 | 1 | 4 | 0 | 1 | 1 | 7 |
| Jairus Lyles | 2 | 0-1 | 0-0 | 0 | 0 | 0 | 0 | 0 | 0 | 0 |
| JeQuan Lewis | 17 | 2-7 | 1-1 | 0 | 2 | 6 | 1 | 0 | 5 | 5 |
| Terrance Shannon | 13 | 2-3 | 1-4 | 0 | 1 | 0 | 1 | 0 | 0 | 5 |
| Doug Brooks | 8 | 2-5 | 0-0 | 2 | 1 | 0 | 0 | 1 | 1 | 6 |
| Mo Alie-Cox | 13 | 2-3 | 1-3 | 7 | 0 | 1 | 1 | 1 | 0 | 5 |
| Torey Burston | 1 | 0-1 | 0-0 | 0 | 0 | 0 | 0 | 0 | 0 | 0 |
| Jarred Guest | 12 | 0-1 | 0-0 | 0 | 1 | 0 | 0 | 1 | 2 | 0 |
| Melvin Johnson | 19 | 8-13 | 3-4 | 1 | 3 | 0 | 0 | 0 | 2 | 27 |
| Emerson Burk | 1 | 0-0 | 0-0 | 0 | 0 | 0 | 0 | 0 | 0 | 0 |
| TEAM | | | | 2 | | | | | | |
| Totals | 220 | 30-70 | 10-20 | 38 | 15 | 17 | 7 | 5 | 22 | 82 |

VIRGINIA TECH (7-4, 1-0 ACC)

| Player | MP | FG | FT | TR | PF | A | TO | Blk | Stl | TP |
|---------------------|-----|-------|------|----|----|---|----|-----|-----|----|
| Joey van Zegeren, f | 20 | 2-3 | 0-0 | 5 | 4 | 0 | 1 | 3 | 0 | 4 |
| Devin Wilson, g | 32 | 1-4 | 2-4 | 4 | 2 | 4 | 6 | 0 | 1 | 4 |
| Ben Emelogu, g | 28 | 3-10 | 5-6 | 6 | 4 | 1 | 7 | 0 | 1 | 12 |
| Jarell Eddie, f | 32 | 4-10 | 0-4 | 1 | 3 | 4 | 5 | 0 | 0 | 12 |
| Marshall Wood, f | 17 | 2-5 | 0-0 | 4 | 1 | 0 | 2 | 0 | 0 | 6 |
| Adam Smith | 15 | 1-5 | 0-0 | 1 | 0 | 0 | 2 | 0 | 0 | 3 |
| Greg Donlon | 1 | 0-0 | 0-0 | 0 | 1 | 0 | 0 | 0 | 0 | 0 |
| Christian Beyer | 16 | 1-3 | 0-0 | 8 | 3 | 0 | 2 | 0 | 0 | 2 |
| Will Johnston | 15 | 1-2 | 0-0 | 1 | 0 | 0 | 0 | 0 | 0 | 3 |
| Trevor Thompson | 18 | 1-5 | 2-4 | 8 | 2 | 0 | 2 | 1 | 0 | 4 |
| C.J. Barksdale | 7 | 1-1 | 0-0 | 1 | 0 | 0 | 0 | 0 | 0 | 2 |
| TEAM | | | | 5 | | | | | | |
| Totals | 220 | 17-48 | 9-18 | 44 | 20 | 9 | 27 | 4 | 3 | 52 |

3-Pointers..VT 9 (Eddie 4, Wood 2, Emelogu, Johnston, Smith)
.....VCU 12 (Johnson 8, Brooks 2, Burgess, Graham)
Blocks.....VT 4 (van Zegeren 3, Thompson)
.....VCU 5 (Alie-Cox, Brooks, Graham, Guest, Reddic)
Steals.....VT 3 (Barksdale, Emelogu, Wilson)
.....VCU 22 (Lewis 5, Weber 4, Reddic 3,
.....Brandenberg 2, Burgess 2, Johnson 2, Brooks, Graham)

Officials.....Hees, Ayers, Comer
Technical.....None
Attendance.....10,605

Percentages:

| | | | |
|---------------|------------|-------------|------------|
| VCU | FG%...42.9 | 3FG%...48.0 | FT%...50.0 |
| Virginia Tech | FG%...35.4 | 3FG%...45.0 | FT%...50.0 |

| | | | | |
|---------------|----|----|---|----|
| VCU | 42 | 40 | — | 82 |
| Virginia Tech | 22 | 30 | — | 52 |

GAME 12

UNC GREENSBORO 55, VIRGINIA TECH 52

DEC. 28, 2013 • 12 P.M. • BLACKSBURG, VA.

Marshall Wood tied a career high with 14 points, but the Hokies let an 11-point, second-half lead slip away in a 55-52 loss to UNCG at Cassell Coliseum.

Tech led 43-32 after two free throws by **Ben Emelogu** with 10:06 left in the game. But UNCG went on an 18-6 run over the next 9:23, with Kyle Cain scoring nine of his game-high 18 points in that span. The run ended with Kayel Locke's basket with 1:23 left that gave the Spartans a 50-49 lead — their first lead since the 19:47 mark of the second half.

Wood missed a 3-pointer with 1:07 left, and Locke went to work again for the Spartans, scoring on a layup with 34 seconds remaining to give UNCG a 52-49 lead.

The Hokies got a free throw from Wood with 17 seconds left that sliced the UNCG lead to 52-50, and they then fouled the Spartans' Drew Parker, who made the second of two free throws that gave UNCG a 53-50 lead.

Tech had a chance to tie the game with 10.1 seconds left. **Devin Wilson** made a layup and was fouled, but he missed a free throw that would have tied the game at 53.

RJ White hit two free throws with 9.3 seconds left to give the Spartans a 55-52 lead. Wood then missed a 3-pointer with three seconds left that would have tied the game.

Cain and Locke, UNCG's post players, combined for 33 points, with Locke scoring six of his 15 points in the final two minutes. Cain hit 8 of 14 from the floor and grabbed 10 rebounds for the Spartans, who battled the bigger Hokies even on the boards (34 each). Locke made 4 of 9, but hit 7 of 8 from the free-throw line. The two combined to hit 12 of 23 from the floor on a day when UNCG shot just 36.5 percent (19 of 52).

The Hokies got 11 points each from Emelogu and **Joey van Zegeren**.

UNCG (7-7, 0-0 Southern Conf.)

| Player | MP | FG | FT | TR | PF | A | TO | Blk | Stl | TP |
|--------------------|-----|-------|-------|----|----|----|----|-----|-----|----|
| Kyel Locke, f | 29 | 4-9 | 7-8 | 1 | 5 | 0 | 3 | 0 | 0 | 15 |
| Kyle Cain, f | 35 | 8-14 | 2-2 | 10 | 1 | 3 | 4 | 1 | 0 | 18 |
| Nicholas Paulos, f | 34 | 2-4 | 0-0 | 2 | 3 | 0 | 2 | 1 | 1 | 6 |
| Drew Parker, g | 26 | 0-3 | 1-2 | 5 | 1 | 2 | 0 | 0 | 0 | 1 |
| Tyrone Outlaw, g | 21 | 3-8 | 0-0 | 1 | 0 | 1 | 0 | 1 | 0 | 6 |
| Diante Baldwin | 21 | 1-6 | 0-0 | 3 | 3 | 2 | 0 | 0 | 0 | 2 |
| Jordan Potts | 21 | 1-6 | 2-2 | 7 | 1 | 4 | 1 | 0 | 0 | 5 |
| Jordy Kuiper | 1 | 0-0 | 0-0 | 1 | 0 | 0 | 0 | 0 | 0 | 0 |
| RJ White | 12 | 0-2 | 2-2 | 6 | 3 | 0 | 2 | 0 | 0 | 2 |
| TEAM | | | | | | | | | | |
| Totals | 200 | 19-52 | 14-16 | 34 | 19 | 11 | 13 | 2 | 2 | 55 |

VIRGINIA TECH (7-5, 1-0 ACC)

| Player | MP | FG | FT | TR | PF | A | TO | Blk | Stl | TP |
|---------------------|-----|-------|-------|----|----|----|----|-----|-----|----|
| Jarell Eddie, f | 37 | 1-12 | 2-2 | 2 | 1 | 2 | 3 | 0 | 0 | 4 |
| Marshall Wood, f | 33 | 4-13 | 4-6 | 5 | 2 | 0 | 1 | 1 | 0 | 14 |
| Joey van Zegeren, f | 29 | 5-8 | 1-2 | 7 | 0 | 0 | 1 | 2 | 0 | 11 |
| Devin Wilson, g | 35 | 2-4 | 3-7 | 7 | 2 | 6 | 3 | 0 | 0 | 7 |
| Ben Emelogu, g | 33 | 4-8 | 2-2 | 5 | 1 | 2 | 1 | 0 | 1 | 11 |
| Cadarian Raines | 7 | 0-0 | 2-2 | 1 | 1 | 0 | 1 | 0 | 0 | 0 |
| Christian Beyer | 1 | 0-0 | 0-0 | 0 | 1 | 0 | 0 | 0 | 0 | 0 |
| Will Johnston | 16 | 0-1 | 1-2 | 2 | 0 | 2 | 0 | 0 | 0 | 1 |
| Trevor Thompson | 3 | 2-4 | 0-0 | 2 | 3 | 0 | 0 | 1 | 0 | 4 |
| C.J. Barksdale | 6 | 0-0 | 0-0 | 1 | 2 | 0 | 2 | 0 | 0 | 0 |
| TEAM | | | | 2 | | 1 | | | | |
| Totals | 200 | 18-50 | 13-23 | 34 | 13 | 10 | 15 | 4 | 1 | 52 |

3-Pointers.....VT 3 (Wood 2, Emelogu)
.....UNCG 3 (Paulos 2, Potts)
Blocks.....VT 4 (van Zegeren 2, Thompson, Wood)
.....UNCG 2 (Cain, Paulos)
Steals.....VT 1 (Emelogu)
.....UNCG 2 (Outlaw, Paulos)

Officials.....Hull, Wymer, Comer
Technical.....None
Attendance.....4,847

Percentages:

| | | | |
|---------------|------------|-------------|------------|
| UNCG | FG%...36.5 | 3FG%...25.0 | FT%...87.5 |
| Virginia Tech | FG%...36.0 | 3FG%...20.0 | FT%...56.5 |

| | | | | |
|---------------|----|----|---|----|
| UNCG | 22 | 33 | — | 55 |
| Virginia Tech | 22 | 30 | — | 52 |

THE STAT CREW SYSTEM
Virginia Tech Combined Team Statistics (as of Dec 28, 2013)
All games

| RECORD: | OVERALL | HOME | AWAY | NEUTRAL |
|----------------|----------------|-------------|-------------|----------------|
| ALL GAMES | 7-5 | 6-2 | 1-0 | 0-3 |
| CONFERENCE | 1-0 | 0-0 | 1-0 | 0-0 |
| NON-CONFERENCE | 6-5 | 6-2 | 0-0 | 0-3 |

| # | Player | gp-gs | min | avg | Total | | 3-Point | | F-Throw | | Rebounds | | | | pf | dq | a | to | blk | stl | pts | avg |
|----------------|------------------|-------|------|------|---------|------|---------|------|---------|------|----------|-----|-----|------|-----|----|-----|-----|-----|-----|-----|------|
| | | | | | fg-fga | fg% | 3fg-fga | 3fg% | ft-fa | ft% | off | def | tot | avg | | | | | | | | |
| 31 | Jarell Eddie | 12-12 | 397 | 33.1 | 73-174 | .420 | 39-83 | .470 | 24-32 | .750 | 13 | 60 | 73 | 6.1 | 20 | 0 | 19 | 23 | 7 | 5 | 209 | 17.4 |
| 15 | Ben Emelogu | 9-2 | 229 | 25.4 | 41-91 | .451 | 19-44 | .432 | 19-23 | .826 | 7 | 25 | 32 | 3.6 | 25 | 1 | 13 | 19 | 3 | 4 | 120 | 13.3 |
| 03 | Adam Smith | 10-8 | 275 | 27.5 | 47-114 | .412 | 19-45 | .422 | 18-22 | .818 | 3 | 26 | 29 | 2.9 | 13 | 0 | 27 | 16 | 0 | 2 | 131 | 13.1 |
| 42 | C.J. Barksdale | 8-4 | 170 | 21.3 | 26-52 | .500 | 1-7 | .143 | 18-20 | .900 | 14 | 28 | 42 | 5.3 | 11 | 0 | 6 | 10 | 8 | 3 | 71 | 8.9 |
| 11 | Devin Wilson | 12-12 | 391 | 32.6 | 22-48 | .458 | 1-7 | .143 | 35-52 | .673 | 5 | 43 | 48 | 4.0 | 35 | 1 | 65 | 40 | 1 | 7 | 80 | 6.7 |
| 33 | Marshall Wood | 12-8 | 246 | 20.5 | 25-62 | .403 | 15-34 | .441 | 15-18 | .833 | 11 | 48 | 59 | 4.9 | 15 | 0 | 7 | 16 | 6 | 1 | 80 | 6.7 |
| 02 | Joey van Zegeren | 12-5 | 221 | 18.4 | 24-46 | .522 | 0-1 | .000 | 12-30 | .400 | 29 | 34 | 63 | 5.3 | 31 | 2 | 3 | 16 | 25 | 4 | 60 | 5.0 |
| 04 | Cadarian Raines | 10-7 | 150 | 15.0 | 17-31 | .548 | 0-0 | .000 | 13-19 | .684 | 12 | 21 | 33 | 3.3 | 25 | 0 | 6 | 11 | 9 | 4 | 47 | 4.7 |
| 32 | Trevor Thompson | 11-0 | 127 | 11.5 | 12-32 | .375 | 0-0 | .000 | 13-25 | .520 | 9 | 28 | 37 | 3.4 | 19 | 0 | 1 | 13 | 13 | 3 | 37 | 3.4 |
| 25 | Will Johnston | 11-2 | 145 | 13.2 | 10-24 | .417 | 10-23 | .435 | 5-8 | .625 | 2 | 13 | 15 | 1.4 | 7 | 0 | 3 | 3 | 0 | 1 | 35 | 3.2 |
| 22 | Christian Beyer | 10-0 | 70 | 7.0 | 3-7 | .429 | 1-3 | .333 | 1-4 | .250 | 7 | 14 | 21 | 2.1 | 9 | 0 | 2 | 6 | 1 | 1 | 8 | 0.8 |
| 14 | Greg Donlon | 4-0 | 4 | 1.0 | 1-2 | .500 | 0-0 | .000 | 0-0 | .000 | 0 | 1 | 1 | 0.3 | 1 | 0 | 0 | 0 | 0 | 0 | 2 | 0.5 |
| Team | | | | | | | | | | | 20 | 23 | 43 | | | | 5 | | | | | |
| Total..... | | 12 | 2425 | | 301-683 | .441 | 105-247 | .425 | 173-253 | .684 | 132 | 364 | 496 | 41.3 | 211 | 4 | 152 | 178 | 73 | 35 | 880 | 73.3 |
| Opponents..... | | 12 | 2425 | | 294-770 | .382 | 87-275 | .316 | 158-237 | .667 | 144 | 281 | 425 | 35.4 | 230 | - | 143 | 111 | 46 | 83 | 833 | 69.4 |

| TEAM STATISTICS | VT | OPP | Date | Opponent | Score | Att. |
|------------------------|-----------|------------|-------------|-------------------|--------------|-------------|
| SCORING | 880 | 833 | 11/09/13 | USC UPSTATE | L 63-64 | 5321 |
| Points per game | 73.3 | 69.4 | 11/12/13 | WEST VIRGINIA | w 87-82 | 5049 |
| Scoring margin | +3.9 | - | 11/15/13 | WESTERN CAROLINA | w 79-61 | 5617 |
| FIELD GOALS-ATT | 301-683 | 294-770 | 11/18/13 | VMI | w 105-92 | 4162 |
| Field goal pct | .441 | .382 | 11/22/13 | vs Michigan State | L 77-96 | 0 |
| 3 POINT FG-ATT | 105-247 | 87-275 | 11/23/13 | vs Seton Hall | L 67-68 | 0 |
| 3-point FG pct | .425 | .316 | 11/26/13 | FURMAN | w 75-54 | 3470 |
| 3-pt FG made per game | 8.8 | 7.3 | 11/29/13 | RADFORD | w 81-56 | 5217 |
| FREE THROWS-ATT | 173-253 | 158-237 | 12/03/13 | WINTHROP | w 81-63 | 3888 |
| Free throw pct | .684 | .667 | * 12-08-13 | at Miami | Wot 61-60 | 6270 |
| F-Throws made per game | 14.4 | 13.2 | 12/21/13 | vs VCU | L 52-82 | 10605 |
| REBOUNDS | 496 | 425 | 12/28/13 | UNCG | L 52-55 | 4847 |
| Rebounds per game | 41.3 | 35.4 | | | | |
| Rebounding margin | +5.9 | - | | | | |
| ASSISTS | 152 | 143 | | | | |
| Assists per game | 12.7 | 11.9 | | | | |
| TURNOVERS | 178 | 111 | | | | |
| Turnovers per game | 14.8 | 9.3 | | | | |
| Turnover margin | -5.6 | - | | | | |
| Assist/turnover ratio | 0.9 | 1.3 | | | | |
| STEALS | 35 | 83 | | | | |
| Steals per game | 2.9 | 6.9 | | | | |
| BLOCKS | 73 | 46 | | | | |
| Blocks per game | 6.1 | 3.8 | | | | |
| ATTENDANCE | 37571 | 16875 | | | | |
| Home games-Avg/Game | 8-4696 | 1-6270 | | | | |
| Neutral site-Avg/Game | - | 3-3535 | | | | |

* - Conference game

| Score by Periods | 1st | 2nd | OT | Totals |
|-------------------------|------------|------------|-----------|---------------|
| Virginia Tech | 406 | 469 | 5 | 880 |
| Opponents | 382 | 447 | 4 | 833 |

THE STAT CREW SYSTEM
Virginia Tech Team Game-by-Game Comparison (as of Dec 28, 2013)
All games

| Opponent | 1st | 2nd | Score | Mar | Total FG | FG Pct | 3-Pointers | 3FG Pct | Free Throws | FT Pct | Rebounds | Assist | T/Over | Block | Steal | Fouls |
|------------------|-------|-------|--------|------|-------------|-----------|-------------|-----------|-------------|-----------|-----------|--------|--------|-------|-------|-------|
| USC UPSTATE | 31/33 | 32/31 | 63-64 | (1) | 23-59/24-64 | .390/.375 | 8-22/5-16 | .364/.313 | 9-18/11-16 | .500/.688 | 39/39 - | 11/14 | 10/9 | 6/9 | 3/4 | 12/16 |
| WEST VIRGINIA | 36/41 | 51/41 | 87-82 | +5 | 26-57/25-70 | .456/.357 | 5-15/11-24 | .333/.458 | 30-38/21-33 | .789/.636 | 43/43 - | 7/14 | 16/11 | 13/1 | 0/7 | 25/28 |
| WESTERN CAROLINA | 38/18 | 41/43 | 79-61 | +18 | 25-52/20-61 | .481/.328 | 6-13/3-25 | .462/.120 | 23-41/18-31 | .561/.581 | 46/32 +14 | 13/9 | 13/10 | 4/4 | 5/6 | 22/32 |
| VMI | 44/33 | 61/59 | 105-92 | +13 | 36-69/33-79 | .522/.418 | 11-17/10-36 | .647/.278 | 22-26/16-23 | .846/.696 | 52/31 +21 | 16/8 | 16/4 | 9/6 | 1/7 | 21/20 |
| Michigan State | 33/46 | 44/50 | 77-96 | (19) | 25-61/36-71 | .410/.507 | 13-27/14-35 | .481/.400 | 14-15/10-13 | .933/.769 | 39/34 +5 | 13/26 | 17/6 | 1/6 | 4/13 | 16/16 |
| Seton Hall | 36/38 | 31/30 | 67-68 | (1) | 23-57/20-62 | .404/.323 | 10-19/10-26 | .526/.385 | 11-15/18-25 | .733/.720 | 41/42 (1) | 14/14 | 14/7 | 8/5 | 3/3 | 22/15 |
| FURMAN | 31/17 | 44/37 | 75-54 | +21 | 28-59/20-56 | .475/.357 | 12-30/4-17 | .400/.235 | 7-10/10-12 | .700/.833 | 37/31 +6 | 19/4 | 11/11 | 5/2 | 2/5 | 13/13 |
| RADFORD | 48/28 | 33/28 | 81-56 | +25 | 27-54/20-58 | .500/.345 | 7-15/4-22 | .467/.182 | 20-26/12-19 | .769/.632 | 41/29 +12 | 13/10 | 11/11 | 8/1 | 4/4 | 19/23 |
| WINTHROP | 42/33 | 39/30 | 81-63 | +18 | 29-48/23-58 | .604/.397 | 9-20/7-22 | .450/.318 | 14-20/10-15 | .700/.667 | 37/22 +15 | 16/9 | 18/10 | 8/1 | 3/6 | 15/20 |
| Miami | 23/31 | 33/25 | 61-60 | +1 | 24-69/24-69 | .348/.348 | 12-34/4-15 | .353/.267 | 1-3/8-14 | .333/.571 | 43/50 (7) | 11/7 | 10/12 | 3/4 | 6/4 | 13/13 |
| VCU | 22/42 | 30/40 | 52-82 | (30) | 17-48/30-70 | .354/.429 | 9-20/12-25 | .450/.480 | 9-18/10-20 | .500/.500 | 44/38 +6 | 9/17 | 27/7 | 4/5 | 3/22 | 20/15 |
| UNCG | 22/22 | 30/33 | 52-55 | (3) | 18-50/19-52 | .360/.365 | 3-15/3-12 | .200/.250 | 13-23/14-16 | .565/.875 | 34/34 - | 10/11 | 15/13 | 4/2 | 1/2 | 13/19 |

Note: Game totals are displayed in the format TEAM/OPPONENT for each category

THE STAT CREW SYSTEM
Virginia Tech Points-Rebounds-Assists (as of Dec 28, 2013)
All games

| Opponent | Date | Score | | 02 | 03 | 04 | 11 | 14 | 15 | 22 |
|-------------------|----------|--------|---|------------|------------|------------|------------|------------|-------------|------------|
| | | | | ZEGEREN,JO | SMITH,ADAM | RAINES,CAD | WILSON,DEV | DONLON,GRE | EMEOLOGU,BE | BEYER,CHRI |
| USC UPSTATE | 11/09/13 | 63-64 | L | 2-7-0 | 7-3-3 | 17-4-1 | 4-4-3 | DNP | 6-1-2 | 0-4-1 |
| WEST VIRGINIA | 11/12/13 | 87-82 | w | 2-3-0 | 19-4-1 | 4-4-0 | 16-5-4 | DNP | 22-6-1 | 3-5-0 |
| WESTERN CAROLINA | 11/15/13 | 79-61 | w | 9-4-1 | 6-3-3 | 5-7-2 | 8-5-4 | DNP | 16-3-1 | 0-0-0 |
| VMI | 11/18/13 | 105-92 | w | 3-5-0 | 11-3-3 | 9-5-2 | 13-5-4 | DNP | 19-4-3 | DNP |
| vs Michigan State | 11/22/13 | 77-96 | L | 0-0-0 | 27-6-5 | 0-2-0 | 0-2-5 | 0-0-0 | 5-2-1 | 3-2-0 |
| vs Seton Hall | 11/23/13 | 67-68 | L | 1-4-0 | 11-3-1 | 4-4-0 | 2-5-8 | DNP | 18-0-0 | DNP |
| FURMAN | 11/26/13 | 75-54 | w | 10-5-0 | 11-1-3 | 0-1-0 | 6-4-11 | 0-0-0 | DNP | 0-0-0 |
| RADFORD | 11/29/13 | 81-56 | w | 1-6-2 | 28-4-5 | DNP | 8-2-3 | 2-1-0 | DNP | 0-0-0 |
| WINTHROP | 12/03/13 | 81-63 | w | 9-7-0 | DNP | 8-4-1 | 11-3-8 | DNP | DNP | 0-1-1 |
| at Miami | 12-08-13 | 61-60 | w | 8-10-0 | 8-1-3 | 0-1-0 | 1-2-5 | DNP | 11-5-2 | 0-1-0 |
| vs VCU | 12/21/13 | 52-82 | L | 4-5-0 | 3-1-0 | DNP | 4-4-4 | 0-0-0 | 12-6-1 | 2-8-0 |
| UNCG | 12/28/13 | 52-55 | L | 11-7-0 | DNP | 0-1-0 | 7-7-6 | DNP | 11-5-2 | 0-0-0 |

| Opponent | Date | Score | | 25 | 31 | 32 | 33 | 42 |
|-------------------|----------|--------|---|------------|------------|------------|------------|------------|
| | | | | JOHNSTON,W | EDDIE,JARE | THOMPSON,T | WOOD,MARSH | BARKSDALE, |
| USC UPSTATE | 11/09/13 | 63-64 | L | 6-0-0 | 18-7-1 | DNP | 3-3-0 | DNP |
| WEST VIRGINIA | 11/12/13 | 87-82 | w | 0-0-0 | 10-3-1 | 7-5-0 | 4-6-0 | DNP |
| WESTERN CAROLINA | 11/15/13 | 79-61 | w | 0-0-0 | 17-6-0 | 15-11-1 | 3-2-1 | DNP |
| VMI | 11/18/13 | 105-92 | w | 2-1-0 | 21-7-1 | 4-6-0 | 7-8-0 | 16-6-3 |
| vs Michigan State | 11/22/13 | 77-96 | L | 4-3-1 | 23-1-0 | 2-2-0 | 5-5-1 | 8-7-0 |
| vs Seton Hall | 11/23/13 | 67-68 | L | DNP | 19-11-4 | 0-1-0 | 3-3-1 | 9-5-0 |
| FURMAN | 11/26/13 | 75-54 | w | 12-5-1 | 14-10-2 | 0-1-0 | 13-4-1 | 9-6-1 |
| RADFORD | 11/29/13 | 81-56 | w | 4-1-0 | 13-10-2 | 1-1-0 | 10-6-0 | 14-10-1 |
| WINTHROP | 12/03/13 | 81-63 | w | 3-0-1 | 34-7-2 | 0-0-0 | 3-7-2 | 13-6-1 |
| at Miami | 12-08-13 | 61-60 | w | 0-2-0 | 24-8-0 | 0-0-0 | 9-6-1 | DNP |
| vs VCU | 12/21/13 | 52-82 | L | 3-1-0 | 12-1-4 | 4-8-0 | 6-4-0 | 2-1-0 |
| UNCG | 12/28/13 | 52-55 | L | 1-2-0 | 4-2-2 | 4-2-0 | 14-5-0 | 0-1-0 |