

#VTGHHC

VIRGINIA TECH HOKIE HOOPS



VS.



Hokies travel to Richmond to play VCU in the Governor's Holiday Hoops Classic

Sat., Dec. 21, 2013 • 5:30 p.m.
Richmond Coliseum (13,500)
Richmond, Va.

Series vs. VCU: tied, 10-10

Series Streak: VCU, one

Last Meeting vs. the Rams:

VCU, 62-57, 2-23-95, Richmond Coliseum

Live Stats: vcuathletics.com

Sirius: 110 XM: 194

Virginia Tech broadcast

#VTMBBTweets

About This Evening's Game

The Hokies are 7-3 on the season and 1-0 in ACC action.

The Rams are 9-3 overall after a 72-57 win over Wofford on Tuesday night.

The all-time series is tied, 10-10.

This is the first meeting between the two schools since the 1994-95 season.

Today's game is part of the Governor's Holiday Hoops Classic.

VT 61, Miami 60, OT

The Hokies recorded a dramatic come-from-behind victory over Miami, 61-60, in overtime on Dec. 8 in Coral Gables.

Jarell Eddie scored 24 points in the win, while **Ben Emelogu** came off the bench to score 11 points.

Tech trailed by as many as 13 points in the second half, but came back to win.

Eddie scored Tech's final 11 points in regulation.

Eddie Honored by ACC

Jarell Eddie was named the ACC Player of the Week for the week ending Dec. 8. Eddie scored 34 points in the win over Winthrop and 24 points in the conference win at Miami.

Wilson Ties a Record

Devin Wilson recorded a career-high 11 assists in the win over Furman, tying Dell Curry's Virginia Tech freshman record for assists in a game.

10 With 10

So far this season, 10 different Hokies have recorded at least 10 points or more in a game.

Up Next

Tech will return to Cassell Coliseum on Dec. 28 to play UNC Greensboro at noon.



Game 11

2013-14 GAME NOTES

SCHEDULE & RESULTS (7-3, 1-0 ACC)

Date Opponent

Coaches Vs. Cancer Classic (Blacksburg, Va.)

11/ 9 USC UPSTATE (ESPN3) L 63-64

11/12 WEST VIRGINIA (ESPN) W 87-82

Coaches Vs. Cancer Classic (Blacksburg, Va.)

11/15 WESTERN CAROLINA (ESPN3) W 79-61

11/18 VMI (ESPN3) W 105-92

Coaches Vs. Cancer Classic (Brooklyn, N.Y.)

11/22 vs. #1 Michigan State# (truTV)L 77-96

11/23 vs. Seton Hall# (truTV) L 67-68

11/26 FURMAN (ESPN3) W 75-54

11/29 RADFORD (ESPN3) W 81-56

12/ 3 WINTHROP (ESPN3) W 81-63

12/ 8 at Miami* (ESPNU) W 61-60 (OT)

Governor's Holiday Hoops Classic (Richmond, Va.)

12/21 vs. VCU% 5:30 p.m. NBCSN

12/28 UNC GREENSBORO 12 p.m. ESPN3

12/31 MARYLAND-EASTERN SHORE 4 p.m. ESPN3

1/ 7 SYRACUSE* 9 p.m. ACCN

1/11 BOSTON COLLEGE* 12 p.m. RSN

1/15 CLEMSON* 7 p.m. RSN

1/19 at Notre Dame* 6 p.m. ESPNU

1/22 WAKE FOREST* 7 p.m. RSN

1/25 at Virginia* 3 p.m. ACCN

1/29 at Boston College* 7 p.m. RSN

2/ 1 MARYLAND* 12 p.m. ACCN

2/ 5 at Florida State* 9 p.m. RSN

2/ 8 at Pittsburgh* 12 p.m. RSN

2/15 MIAMI* 6 p.m. RSN

2/18 VIRGINIA* 9 p.m. ACCN

2/22 NC STATE* 2 p.m. RSN

2/25 at Duke* 7 p.m. ESPNU

3/ 1 NORTH CAROLINA* 2:30 p.m. ACCN

3/ 4 at Maryland* 8 p.m. ACCN

3/ 8 at Georgia Tech* 2 p.m. ESPN/2

ACC Tournament (Greensboro, N.C.)

3/13- ACC Tournament ACCN/ESPN/ESPN2

3/16 (Greensboro Coliseum, Greensboro, N.C.)

* - Atlantic Coast Conference Games

- Coaches Vs. Cancer Classic

% - Governor's Holiday Hoops Classic

All times are EST and are subject to change

Television/Internet

NBCSN

Terry Gannon & Stan van Gundy



Radio

Virginia Tech IMG Sports Network

Bill Roth & Mike Burnop



Follow us on twitter

@VT_MBBall



Virginia Tech Athletics Communications

Primary Contact

Bill Dyer - Associate Director

wdyer@vt.edu

(o) - 540-231-8853

(c) - 540-998-5906

Secondary Contact

Rachel Perreault - Assistant Director

rachelp5@vt.edu

(o) - 540-231-2228

Hokie starters from last game

F	33	Marshall Wood <i>Returned to the starting line-up in the win over Miami</i>	So.	6-8	Rustburg, Va.
F	2	Joey van Zegeren <i>Scored 10 points in win over Furman</i>	r-So.	6-10	Hoogeveen, The Netherlands
F	31	Jarell Eddie <i>ACC Player of the Week for week ending Dec. 8</i>	Sr.	6-7	Charlotte, N.C.
G	25	Will Johnston <i>Has started last two games</i>	Jr.	6-4	Midlothian, Va.
G	11	Devin Wilson <i>Had 11 points and 8 assists in the win over Winthrop</i>	Fr.	6-4	McKees Rocks, Pa.

The Series vs. VCU

The all-time series is tied, 10-10 ... VCU won the last game, a 62-57 victory in the Richmond Coliseum on Feb. 23, 1995 ... Tech is 3-7 in road games in the series and all 10 games played in Richmond between the two schools have been played in the Richmond Coliseum ... Tech is 175-119 against schools currently in the Atlantic 10 Conference.

Last Time Out: VT 61, Miami 60, OT

The Hokies won their ACC opener on Dec. 8, as they recorded a 61-60, overtime, come-from-behind victory over Miami in the BankUnited Center ... **Jarell Eddie** led all scorers with 24 points in the win ... **Ben Emelogu** came off the bench and scored 11 points for the Hokies ... Tech trailed by as many as 13 points in the second half, before coming back to force overtime ... The Hokies held the Hurricanes to just 34.8 percent from the floor, including just 26.7 percent from three-point range.

In This City, In This Building

Along with the Hokies' 3-7 mark against VCU in the Richmond Coliseum, Tech has played many more games in this building ... Tech made its first appearance in the Coliseum on Wednesday, Jan. 14, 1976 with a 91-69 win over Virginia ... The following season, the Hokies made their first appearance in the Times-Dispatch Tournament, a long-running event involving the top teams in the state ... Tech defeated Richmond and Virginia in that first season ... Tech was 10-6 in the Times-Dispatch Tournament ... The last time the Hokies played in this building, Tech lost 71-66, in overtime to Virginia on Jan. 24, 2000 ... The Hokies were 4-10 against UVA in this building ... Tech played every season in this building except for four years between the 1975-76 season and the 1999-2000 season ... All told, Virginia Tech is 16-21 in the Richmond Coliseum.

Eddie is Honored

Jarell Eddie was named the ACC Player of the Week for the week ending Dec. 9, 2013 ... During the week, Eddie set a career-high with 34 points in the Hokies' short-handed win over Winthrop and scored 24 points in Tech's ACC opener at Miami on Sunday ... This is the first time that Eddie has won the award and is the first Hokie to earn the honor this season ... The same week, Tech women's basketball player Uju Ugoka won the same award for ACC women, marking the first time since joining the conference in 2004 that the Hokies have swept the award in the same week.



Jarell Eddie

Doing It All

In the win over Winthrop, **Jarell Eddie** had perhaps his best, and unquestionably his busiest, night as a collegian ... Due to injuries, the Hokies played the game without guards **Adam Smith** and **Ben Emelogu** ... Eddie, who at times in his Tech career has played the power forward spot, was forced to not only start at his natural small forward position, but to also play both guard spots, including a run at the point ... Eddie proved he was up to the challenge, as he scored a career-high 34 points, tied a career-high with six three-pointers and grabbed a team-high seven rebounds in 37 minutes of action ... His 34 points are the most by a Hokie since Erick Green scored 35 points in the home loss to #14/15 Miami on Jan. 30, 2013.

The State We're In

With the win over Radford, Virginia Tech is 423-307 (.579) all-time against schools from Virginia ... Tech is 2-0 this season against schools from the Commonwealth and was 1-2 last season against state schools ... The Hokies have played 14 schools from the state ... With the win over Norfolk State on Dec. 11, 2011, the only state Division I school that Tech has not played is Hampton ... Tech holds winning records against 10 of the schools and even records against two others ... Tech will play VMI, Radford and UVA, along with VCU from the Commonwealth this season.

Dishing It Out

In the win over Furman, **Devin Wilson** recorded 11 assists ... The last Hokie freshman to record 11 assists in a single game was Dell Curry, who had 11 assists as a freshman against Maryland-Eastern Shore on Dec. 4, 1982 ... The 11 assists is also one assist shy of the Tech overall school record of 12, set by Dave Sensibaugh, Bimbo Coles and, most recently, Troy Manns in 1997 ... Wilson also has two games of eight assists each ... His 55 assists are the most by a Hokie through 10 games since Bimbo Coles in the 1986-87 season.



Devin Wilson

Dishing It Out, Part Deux

On the strength of **Devin Wilson's** 11 assists, the Hokies recorded a season-high 19 assists in the win over Furman ... It is the most assists for the Hokies since the opening game of last season, an 80-62 win over East Tennessee State in Cassell Coliseum.

Reaching New Levels

In the win over Radford, **Jarell Eddie** recorded his 900th career point ... He currently has 964 career points.

Early Start to Conference Play

The Hokies' 61-60 overtime win over Miami marked the conference opener for the Hokies and the Hurricanes ... This was the earliest date that Tech has won an ACC game, on the third-earliest date the Hokies had opened ACC play since joining the league in the 2004-05 season ... The earliest Tech ever opened an ACC season was on Dec. 4, 2005, a heart-breaking 77-75 loss at No. 1 Duke ... Tech also played arch-rival Virginia on Dec. 5, 2010.

Hot From the Field

The Hokies made 29 of 48 attempts from the field in the win over Winthrop ... The 60.4 percent from the field is the highest percentage Tech has shot under **James Johnson** and the highest percentage the Hokies have made since shooting 62.5 percent from the floor (30 of 48) in a win over Monmouth on Nov. 14, 2011.

Smith Likes the Big Time

Adam Smith scored 27 points in the loss to No. 1 Michigan State ... Smith, who transferred from UNC Wilmington last season, played against two "equity" conference teams at UNCW, scoring 32 points against Maryland and 23 points against Wake Forest ... So far this season, Smith has scored 19 points against West Virginia, 27 points vs. Michigan State and 11 points in the loss to Seton Hall.



Adam Smith

Injury Update

Virginia Tech has two injuries to report ... **C.J. Barksdale** missed the win at Miami with a sprained right knee ... **Adam Smith** missed the win over Winthrop with a strained left calf muscle, but played limited minutes in the win at Miami ... Both are listed as questionable for today's game.



C.J. Barksdale

Hokies in Overtime

With the win at Miami, the Hokies are now 60-45 all-time in overtime games ... Tech is 1-0 this season and was 2-2 in overtime games last season ... Tech is 27-23 in road overtime games, 26-9 in home overtime games and 7-13 on neutral courts ... Tech is 13-5 in ACC overtime games ... Tech is 3-6 all-time in overtime games against ranked teams ... Tech is 5-8 in double-overtime games and 1-2 in triple overtime games.

Keep Off the Glass

In the win over Winthrop, the Hokies outrebounded the Eagles, 37-22 ... The 22 rebounds by WU is the fewest by a Tech opponent since Boston College had 19 rebounds in a 66-65 Hokie win in Cassell Coliseum on Feb. 12, 2012 ... The 59 combined rebounds in the Winthrop game is the fewest in a Virginia Tech game since March 2, 2013, when Tech and Clemson combined for 54 rebounds in a 69-61 Hokies win in Cassell Coliseum.

Two With Doubles

In the win over Radford, **C.J. Barksdale** (14 pts./10 rebs.) and **Jarell Eddie** (13 pts./10 rebs.) each recorded double-doubles ... It marked the first time since Jeff Allen (18 pts./15 rebs.) and Victor Davila (12 pts./10 rebs.) each recorded double-doubles in the win over No. 1 Duke on Feb. 26, 2011.

Eddie Starts Fast

Jarell Eddie opened his senior season by leading all players with 18 points in the loss to USC Upstate ... He also grabbed a team-high-tying seven rebounds in a team-high 35 minutes of action ... In the win over West Virginia, Eddie scored 10 points and then led all scorers with 17 points in the win over Western Carolina ... Eddie scored 23 points in the loss to No. 1 Michigan State and made a career-high six three-pointers in the game ... He is the only Hokie to score in double figures in all nine games this season.

Tripling on Doubles

In the loss to Seton Hall, **Jarell Eddie** recorded his first double-double of the season with 19 points and 11 rebounds, to go along with four blocked shots and four assists ... He made it two straight double-doubles with 14 points and 10 rebounds in the win over Furman and in the win over Radford, he pushed the streak to three consecutive double-doubles, with 13 points and 10 rebounds ... It marked the first time since Feb. 13, 15 and 19 of 2001 that a Hokie has had three consecutive double-doubles, when Jeff Allen recorded the last three of his seven consecutive double-doubles.

Low Points for the Opposition

In the win over Furman, the Hokies allowed the Paladins just 54 points, including 17 first half points... Both figures are season-lows for Tech opposition ... The 54 points is the lowest total allowed by Tech since Dec. 10, 2012, when Tech defeated Mississippi Valley State, 70-49, in Cassell Coliseum ... The 17 points allowed in the first half is the lowest point total in a half by a Tech opponent since Tech allowed Eastern Michigan nine first half points on Dec. 22, 2011.

Quite A Break

Today will be the Hokies' first game since winning their ACC opener at Miami on Dec. 8 ... The 13-day break is the longest for the Hokies since the 2007-08 season, when Tech opened the season on Nov. 9 with a win over Elon and did not play again until Nov. 22, when they defeated Eastern Washington in the first round of the Great Alaska Shootout in Anchorage.

Playing D

So far this season, the Hokies are allowing opponents just 37.8 percent from the field ... In eight of the 10 games, including each of the last five, the Hokies have allowed its opponents less than 40.0 percent from the field ... Only one opponent this season, No. 1 Michigan State, has shot better than 50.0 percent from the field.

Hitting Threes

The Hokies made a season-high 13 three-pointers in the loss to No. 1 Michigan State ... It is the most three-point field goals made by the Hokies since they made 14 threes in a win at UNC Greensboro on Nov. 19, 2012 ... With the 12 made three-pointers in the win over Furman, Tech made 10-or-more three-pointers in four consecutive games, the first time that has happened at least since the 1999-2000 season ... With the 12 three-point field goals in the overtime win at Miami, the Hokies have now made at least 10 three-pointers in five of their 10 games.

Limited Trips to the Line

The Hokies attempted just three free throws in the win at Miami, making just one ... That is the fewest attempted and made free throws in a game for the Hokies since joining the ACC in the 2004-05 season.

Two With Twenty

In the loss to No. 1 Michigan State, **Adam Smith** scored 27 points and **Jarell Eddie** scored 23 points ... It marked the first time that two Hokies each had 20-or-more points in the same game since Jan. 9, 2013, when Erick Green scored 24 points and Eddie had 21 points in a loss to Boston College.

Spreading the Offense Around

When **Will Johnston** and **Joey van Zegeren** scored in double figures in the win over Furman, it marked the ninth and 10th different players to record a double-figure scoring game this season ... All eight scholarship players scored at least 10 points in a game in the previous four seasons.

Finally a Two

Will Johnston earned significant playing time last season and a lot was because of his three-point shooting ... After hitting a three-pointer in the win over Winthrop, he has now made 28 field goals and all but one of them have been three-pointers ... Johnston earned his first career start at Virginia last season ... During the off-season, Johnston was awarded a scholarship for his efforts both on and off the court ... He made a career-high four three-pointers in the win over Furman.



Will Johnston

There's a First Time for Everything

Will Johnston made his first collegiate start at Virginia last year ... It marked the first time a walk-on had started for the Hokies since **Joey Racer** started in the home finale against NC State two seasons ago ... It was the first time that the Hokies have started a walk-on in a non-Senior Day situation since at least the 1999-2000 season ... Johnston also got the start at NC State and again in the win over Florida State and at Miami last season and this season, got the start in the win over Winthrop, playing a career-high 30 minutes.

JvZ Comes Up Big

Joey van Zegeren continued his strong early-season improvement in the win over Furman ... The redshirt sophomore from The Netherlands tied a career-high with 10 points and added five rebounds in 22 minutes of action ...



Joey van Zegeren

JvZ earned his first start of the season in the win over Radford, grabbing six rebounds and blocking three shots and followed that with nine points and seven rebounds in the win over Winthrop, including scoring eight points in the first four minutes of the game ... In the ACC overtime win at Miami, van Zegeren grabbed a career-high 10 rebounds, while adding eight points in a career-high 35 minutes of action.

Hot Night at the Line

In the loss to No. 1 Michigan State, the Hokies were 14-15 from the free throw line ... The 93.3 percent is Tech's highest free throw percentage in a game in which they have shot at least 10 free throws since Feb. 21, 2010, when the Hokies made 15-16 from the line in a loss at No. 6 Duke ... An interesting side note, the Hokies have made 25 of their last 26 free throw attempts against Big Ten Conference opponents (96.2 percent).

The Hokies

Under James Johnson

VT outrebounds opponent.....	14-5
Opponent outrebounds VT	5-14
Rebounds are equal.....	1-2
VT leads at the half.....	14-4
VT trails at the half	6-16
Game is tied at the half	0-1
VT shoots 50% or better	8-1
VT outshoots opponent.....	19-5
Opponent outshoots VT	0-16
Percentage is the same	1-0
VT holds opp. under 40%.....	12-5
VT scores 100+ points.....	1-0
VT scores 90-99 points.....	3-0
VT scores 80-89 points.....	7-1
VT scores 70-79 points.....	4-7
VT scores 60-69 points.....	5-5
VT scores less than 60 points	0-8
Opponent scores 100+ points.....	0-0
Opponent scores 90-99 points.....	1-5
Opponent scores 80-89 points.....	3-4
Opponent scores 70-79 points.....	4-7
Opponent scores 60-69 points.....	8-5
Opp. scores less than 60 points.....	4-0
VT in games 5-or-fewer points or OT	5-7
VT at home.....	17-8
VT on the road	3-9
VT at a neutral site.....	1-4
Overtime games	3-2
VT against conference foes.....	5-14
VT vs. ranked teams (AP only).....	1-5
VT as a ranked team (AP only).....	0-0

That's A Lot of Points

The 105 points scored in the win over VMI on Nov. 18 is the most points scored in a game by the Hokies since March 18, 2009, a 116-108 double overtime victory over Duquesne in the first round of the 2009 NIT in Cassell Coliseum ... It is the most points scored in a regulation game (40 minutes) and in a regular season game by the Hokies since Dec. 7, 1994, a 110-75 win over VMI in Cassell Coliseum ... It is the first time the Hokies have scored more than 100 points in a game since Feb. 13, 2011, a 102-77 win over Georgia Tech in Cassell Coliseum.

Lotsa Swats

Virginia Tech recorded 13 blocked shots in the win over West Virginia ... The last time Tech had reached double figures in blocked shots in a game was Feb. 10, 2010, when the Hokies blocked 12 shots in a win at NC State ... The last time Tech blocked more than 13 shots in a game was on Dec. 9, 2009, when the Hokies tied a school record of 15 blocks in a win over VMI in Cassell Coliseum ... Tech also blocked 15 shots in a win over Coastal Carolina on Dec. 4, 1993 ... Tech had nine blocked shots in the win over VMI and eight in the win over Winthrop ... Tech is second in the ACC in blocked shots this season.

Wood Could

Marshall Wood had struggled offensively early in the season, but snapped out in a big way in the win over Furman ... Wood came off the bench and scored 13 points for the Hokies, making three-of-five three-point attempts ... Wood had made just three, three-pointers in the first six games of the season combined ... In the win over Radford, Wood followed his Furman performance with 10 points and six rebounds against the Highlanders.



Marshall Wood

Rebounding Differential

In the win over VMI, the Hokies outrebounded the Keydets, 52-31 ... The 21-rebound differential is the largest for the Hokies since outrebounding Oklahoma State, 47-24, on Dec. 31, 2011 in a 67-61 Tech win in Stillwater.

Eddie's Strong Showing Rewarded

Jarell Eddie was named to the All-Tournament team of the Coaches Vs. Cancer Classic ... In the two games in Brooklyn, Eddie combined for 42 points, 12 rebounds and four assists and registered his first double-double of the season ... He made a career-high six three-pointers in the loss to No. 1 Michigan State.

Call It a Comeback

Virginia Tech trailed West Virginia, 29-12, with 8:21 remaining in the first half ... From that point forward, the Hokies outscored their rivals from Morgantown, 75-52, to claim an 87-82 victory ... The 17 points is the largest deficit overcome by the Hokies since Feb. 8, 2009, when Tech came back from an 18 point deficit in an overtime win at NC State ... In the overtime win at Miami, the Hokies came back from a 13-point second-half deficit, the largest deficit overcome in a conference game by Tech since the NC State game.

Waiting His Turn

Trevor Thompson did not play in the loss to USC Upstate, but head coach **James Johnson** told him immediately following that game to be prepared against West Virginia ... And Thompson took those words to heart, as he scored seven points, grabbed five rebounds and recorded three blocked shots in just 17 minutes of action against the Mountaineers.



Trevor Thompson

More on Trevor

In the win over VMI, **Trevor Thompson** recorded five blocked shots ... That is the most blocked shots by a Virginia Tech freshman since **Cadarian Raines** blocked five shots in a win over UMBC on Dec. 22, 2009 ... In the win over Western Carolina, he recorded his first career double-double ... He scored 15 points and grabbed 11 rebounds in just 21 minutes of action ... Its the first double-double by a Hokie freshman since **Marshall Wood** had 14 points and 16 rebounds in an overtime loss at NC State last season ... It was Tech's first double-double of the season.

Barksdale Returns

C.J. Barksdale returned to action in the Hokies' 105-92 win over VMI, following a three-game suspension for violation of team rules ... Barksdale scored 16 points, had six rebounds and three assists in just 26 minutes of action ... He earned the start in the Hokies game against Seton Hall ... In the win over Radford, Barksdale recorded his first double-double of the season, scoring 14 points and grabbing 10 rebounds ... Barksdale scored 13 points and grabbed six rebounds in the win over Winthrop.

Career Double-Doubles

2009-10 Season

No active players

2010-11 Season

No active players

2011-12 Season

Jarell Eddie (1)

vs. BYU (12 pts./14 rebs.)*

2012-13 Season

Jarell Eddie (2)

vs. ETSU (17 pts./10 rebs.)

vs. Oklahoma State (15 pts./12 rebs.)

Cadarian Raines (2)

vs. Rhode Island (10 pts./12 rebs.)*

vs. VMI (14 pts./10 rebs.)

C.J. Barksdale (1)

at Georgia Tech (11 pts.*/10 reb.)

Marshall Wood (1)

at NC State (14 pts.*/16 reb.)*

2013-14 Season

Jarell Eddie (3)

vs. Seton Hall (19 pts./11 rebs.)

vs. Furman (14 pts./10 rebs.)

vs. Radford (13 pts./10 rebs.)

Trevor Thompson (1)

vs. WCU (15 pts.*/11 rebs.)*

C.J. Barksdale (1)

vs. Radford (14 pts./10 rebs.)

* - career highs at the time

Mueller to Sit Out This Season

The NCAA has ruled freshman guard **Malik Mueller** ineligible for the 2013-14 season due to initial eligibility rules ... Mueller is able to practice with the team this season and will be eligible to play four years beginning next season.



Malik Mueller

Hasn't Happened Often

When **Ben Emelogu** scored 22 points in the win over West Virginia, he became the first Tech freshman to score 20-or-more points in a game since Malcolm Delaney scored 20 points as a freshman in a loss at No. 5 North Carolina on Feb. 16, 2008 ... The last time a Virginia Tech freshman scored more than 22 points in a game was on Jan. 28, 2006, when A.D. Vassallo scored 29 points at Wake Forest ... This is just the 16th time since 1999 that a Hokie freshman has scored 20-or-more points in a game ... It took a great effort to even play in the Western Carolina game, as Emelogu was suffering from flu-like symptoms and received an IV prior to the game ... He scored 16 points in 27 minutes in that victory.



Ben Emelogu

Comfortable at the Line

Jarell Eddie is shooting 82.8 percent from the line in his career and is third in career free throw percentage on the all-time list at Virginia Tech ... Eddie's 86.8 percent from the line as a sophomore was the fifth-best season in Tech history ... He is shooting 84.6 percent from the line this season, tops on the team.

Big Lead in the Locker Room

Virginia Tech took a 38-18 lead into the locker room at halftime in the win over Western Carolina ... The 20-point lead was the Hokies' largest halftime lead since a 44-24 lead against Wake Forest in Cassell Coliseum on Jan. 15, 2011 ... The last time the Hokies led by more than 20 points at the half was a 50-11 lead over Mount St. Mary's in Cassell Coliseum on Jan. 2, 2011.

NCAA Stats

As of Dec. 16, 2013, the Hokies are ranked seventh nationally in three-point field goal percentage, tied for 10th in three-point field goals per game, tied for 18th in blocked shots per game, 18th in field goal percentage defense and 43rd in rebound margin.

TOP INDIVIDUAL PERFORMANCES

VIRGINIA TECH

Points

34	Jarell Eddie vs. Winthrop
28	Adam Smith vs. Radford
27	Adam Smith vs. Michigan State
24	Jarell Eddie at Miami
23	Jarell Eddie vs. Michigan State
22	Ben Emelogu vs. West Virginia
21	Jarell Eddie vs. VMI

Rebounds

11	Trevor Thompson vs. WCU
11	Jarell Eddie vs. Seton Hall
10	Jarell Eddie vs. Furman
10	Jarell Eddie vs. Radford
10	C.J. Barksdale vs. Radford
10	Joey van Zegeren at Miami

Assists

11	Devin Wilson vs. Furman
8	Devin Wilson vs. Seton Hall
8	Devin Wilson vs. Winthrop
5	four times

Steals

3	Cadarian Raines vs. WCU
2	Devin Wilson vs. Michigan State
2	Jarell Eddie at Miami

Blocks

5	Joey van Zegeren vs. USC Upstate
5	Cadarian Raines vs. West Virginia
5	Trevor Thompson vs. VMI
4	Jarell Eddie vs. Michigan State
3	Ben Emelogu vs. West Virginia
3	Joey van Zegeren vs. Seton Hall
3	Joey van Zegeren vs. Radford
2	six times

OPPONENTS

Points

29	Adreian Payne, Michigan State
27	Stephen Croone, Furman
22	Rodney Glasgow, VMI
22	QJ Peterson, VMI
20	D.J. Covington, VMI

Rebounds

11	Devin Williams, West Virginia
11	Donnavan Kirk, Miami (A)
10	Jodd Maxey, USC Upstate
10	Adreian Payne, Michigan State
10	Branden Dawson, Michigan State
10	Eugene Teague, Seton Hall

Assists

7	Juwana Staten, West Virginia
7	Keith Appling, Michigan State
5	three times

Steals

4	QJ Peterson, VMI
3	Keith Appling, Michigan State
3	Branden Dawson, Michigan State
3	Fuquan Edwin, Seton Hall
2	eight times

Blocks

4	Kenneth Hall, WCU
3	Torrey Craig, USC Upstate
3	D.J. Covington, VMI
3	Adreian Payne, Michigan State
3	Eugene Teague, Seton Hall
2	five times

The W is What Counts

In the win over VMI on Nov. 18, the Hokies allowed the Keydets 92 points ... That is the most points allowed by the Hokies in a win since Jan. 2, 2010, when the Hokies defeated Seton Hall, 103-94, in overtime in Cancun, Mexico ... It is the most points allowed by the Hokies in a non-overtime win since a 107-92 win over Southern Mississippi Feb. 4, 1989 in Cassell Coliseum.

Second Half Scoring

Cadarian Raines started the season with a new career-high, as he scored 17 points against USC Upstate ... The senior surpassed his old high mark of 16 points set last year against Bradley and Duke ... He was 7-10 from the field ... Most amazingly, all 17 points came in the second half ... **Adam Smith** improved upon that in the loss to No. 1 Michigan State, as he scored 24 of his 27 points after intermission.

Hokies' All-Time Record

Virginia Tech is now 1364-1130 all-time in collegiate basketball, good for a .547 winning percentage ... This is the Hokies' 105th season of men's basketball.

Hokies vs. No. 1

With the loss to Michigan State, Virginia Tech is 4-8 all-time against teams ranked No. 1 in the AP poll ... Tech is 3-4 against No. 1 since joining the ACC ... The Hokies are 0-4 against top-ranked teams in neutral site games ... Tech is 0-2 against top-ranked Big Ten teams, a 101-74 loss to Indiana in Bloomington in 1975 ... These numbers are only for teams ranked in the AP poll.

Hokies vs. Ranked Teams

With the loss at No. 1 Michigan State, the Hokies are 13-44 against nationally ranked teams since joining the ACC for the 2004-05 season ... Tech is 30-152 all-time against teams ranked in the AP poll ... Tech is 0-1 this season and was 1-4 against ranked teams last season ... The last time the Hokies defeated a nationally-ranked team was Dec. 1, 2012, when Tech defeated No. 15 Oklahoma State, 81-71, in Cassell Coliseum ... These numbers are only for teams ranked in the AP poll.

Excuse Them, They're New

In the win over West Virginia, the three leading scorers for the Hokies were all playing in just their second games in a Tech uniform ... **Ben Emelogu** (22 pts.), **Adam Smith** (19 pts.) and **Devin Wilson** (16 pts.) all made their Virginia Tech debuts just three days earlier ... Smith played two seasons ago as a freshman at UNC Wilmington and Emelogu and Wilson are both freshmen.

Barksdale Closed Strong

Entering the home game with Duke last season, **C.J. Barksdale** had five career games in which he had posted double figures in scoring ... Starting with the first Duke game, Barksdale had four consecutive games in double figures ... He had never had back-to-back double figures games before the Duke and Florida State games ... Barksdale scored 103 points in the 18 ACC games last season ... Sixty-five of those points came in the last six ACC regular season games, three of which were played against top 10 teams ... Over the last six ACC games, Barksdale made 17 of his 19 free throw attempts, good for a 89.5 percent from the line over that stretch ... He raised his free throw percentage to 76.6 percent for last season.

500-Plus in the Cassell

The Hokies have a 536-165 overall record in Cassell, good for a .765 winning percentage ... Tech is 6-1 in Cassell Coliseum this season and was 10-7 in Cassell last season ... Tech was 11-7 in the 2011-12 season and was 12-4 in Cassell the season before, the 50th year for the arena ... The win over Florida State on Jan. 8, 2011, was the 500th victory in the building ... The win over FSU in 2008 marked the Hokies' 600th game played in Cassell Coliseum ... Tech defeated Rhode Island, 86-63, on Nov. 20, 2002, in its 500th game in the arena ... Tech has had just one break-even home season and one losing season in Cassell Coliseum ... The 17 victories for the Hokies at home in the 2009-10 season set a new Cassell Coliseum and school record ... Including all home games, the Hokies are 836-319 (.724).

Captain Ben

Although he is only a freshman, **Ben Emelogu** has been named a team captain this season for the Hokies ... The guard from Grand Prairie, Texas came to Tech during the summer and established himself with his teammates immediately, earning the honor ... Emelogu made his collegiate debut in the loss to USC Upstate, coming off the bench to score six points and had two assists and led all scorers with 22 points in the win over West Virginia and added 19 points in the win over VMI.

That's A Lot in A Little

The win over VMI was the final game in a stretch that saw the Hokies open the season with four games in the first nine days of the regular season.

Staying Close to Home Early

The Hokies played their first four games, and seven of their first nine games, in the friendly confines of Cassell Coliseum ... Last weekend's games in the Coaches Vs. Cancer Classic in the Barclays Center in Brooklyn were the first road game of the season ... Tech will not play a true road game until Dec. 8, when it opens ACC play at defending champion Miami ... The Hokies will not play a true non-conference "road" game this season.

The Multi-Lingual Big Man

Communicating with forward **Joey van Zegeren** is easy for most students at Virginia Tech, regardless of nationality ... The redshirt sophomore from The Netherlands is fluent in five languages and has understanding of several others ... If you see him around campus, make sure to say "Hello", or "Hola", or "Hallo", or "Bonjour", or, well, you get the idea.

300 and Counting

The Hokies have hit at least one three-pointer in every game since joining the ACC in the 2004-05 season ... Tech has now hit a three in 344 consecutive games, the most in school history ... Since the three-point arc was added to college basketball for the 1986-87 season, the Hokies have hit at least one three in all but three games ... The last time that the Hokies did not record a three-point field goal in a game was at Providence on Feb. 1, 2003.

The Floor General

The Hokies are starting **Devin Wilson** at point guard this season and the freshman has made a solid debut in his first four collegiate games ... Wilson played 34 minutes and scored four points, had four rebounds and three assists, while committing just three turnovers in the loss to USC Upstate... It marked the first time the Hokies had started a freshman at the point in a season-opener since Nov. 9, 2007, when Hank Thorns got the start against Elon in the first game of the 2007-08 season (That's correct, Malcolm Delaney came off the bench in that, his first collegiate game) ... In the win over West Virginia, Wilson scored 16 points and handed out four assists ... He also made all eight of his free throw attempts ... He scored 13 points, had five rebounds and four assists in the win over VMI and had 11 points and eight assists in the win over Winthrop, playing a career-high 37 minutes ... Wilson leads the team in assists, steals and minutes played so far this season.

Points for Pondering

Led VT in Scoring: Eddie (7), Smith (2), Emelogu (1)
Double Figure Scoring Games: Eddie (10), Smith (6), Emelogu (5), Wilson (3), Barksdale (3), Wood (2), Raines (1), Thompson (1), Johnston (1), van Zegeren (1)

40-point Games: none

30-39-point Games: Eddie (1)

20-29-point Games: Eddie (3), Smith (2), Emelogu (1)

Led VT in Rebounding: Eddie (4), Wood (3), van Zegeren (3), Barksdale (2), Emelogu (1), Thompson (1)

Double Figure Rebounding Games: Eddie (3), Thompson (1), Barksdale (1), van Zegeren (1)

Led VT in Assists: Wilson (9), Smith (3)

Double Figure Assist Games: Wilson (1)

Double-Doubles: Eddie (3), Thompson (1), Barksdale (1)

Most Points in a Half: 61 (2nd vs. VMI)

Fewest Points in a Half: 23 (1st at Miami)

Most Points Allowed in a Half: 59 (2nd vs. VMI)

Fewest Points Allowed in a Half: 17 (1st vs. Furman)

Largest Lead: 25 pts. (81-56 vs. Radford)

Largest Deficit: 30 pts. (39-69, vs. Michigan State)

Largest Margin of Victory: 25 pts. (81-56 vs. Radford)

Largest Margin of Defeat: 19 pts. (96-77 vs. Michigan State)

Largest Deficit Overcome in a Victory: 17 pts. (12-29, vs. WVU)

Largest Lead Lost in a Loss: 10 pts. (26-16 vs. Seton Hall)

Largest Halftime Lead: 20 pts. (38-18 vs. WCU & 48-28 vs. Radford)

Largest Halftime Deficit: 13 pts. (33-46 vs. Michigan State)

Average Margin of Victory: 14.4 ppg

Average Margin of Defeat: 7.0 ppg

Average Margin: +8.0 ppg

* - Includes ties

Law -Abiding Citizens

Tech's win over West Virginia featured one very interesting stat line ... The Hokies did not record a steal in the game, the first time since Jan. 9, 2013 in a home loss to Boston College that Tech did not record a steal.

Lots of New Faces

The Hokies welcome a wealth of new players to this year's team ... Freshmen **Devin Wilson**, **Ben Emelogu**, **Malik Mueller**, **Trevor Thompson** and **Maurice Kirby** have begun their Tech careers, as has redshirt sophomore **Adam Smith**, who sat out last season after transferring from UNC Wilmington ... On the bench, Tech welcomes new Director of Men's Basketball Operations **Rob Harris** and video coordinator **Kenny Brown**.

Where to Find It

Many Virginia Tech men's basketball facts are available on hokiesports.com ... Below is a listing of URLs that may be helpful to the media.

The Last Time:

<http://www.hokiesports.com/lasttime.html>

Tech's all-time games against ranked opponents:

<http://www.hokiesports.com/mbasketball/rankedopp.html>

Opponent History:

<http://www.hokiesports.com/mbasketball/opponents.html>

Past Schedules:

<http://www.hokiesports.com/mbasketball/pastschedules.html>

All-time overtime games:

<http://www.hokiesports.com/lasttime.html> go to men's basketball and toggle the "Show Only OT Games" button

The Last Time page is customizable to search a wide range of topics.

Player bio pages have career highs, multiple splits and career game-by-game stats.

Virginia Tech Media Policies

Virginia Tech will adhere to the following media practices on the road this season ... Immediately following each Virginia Tech men's basketball road game, head coach **James Johnson** will address the team in the locker room ... After a 5-10 minute period, he will leave the locker room to do his radio interviews ... At this time, 3-4 Virginia Tech players will be available in the hall outside the team locker room, or in an area designated by the host SID ... This area will NOT be the post-game interview room ... This will be the only availability for Virginia Tech players post-game ... Following Coach Johnson's radio obligations, he will proceed directly to the post-game interview room and make his post-game remarks to the media there ... Players will not be available in the locker room area following Coach Johnson's post-game interviews.

Our Name, Please

When referring to Virginia Tech, we ask that you please leave it at that - Virginia Tech ... Virginia Tech University is not now and never has been a name for the school ... The official name of the university is Virginia Polytechnic Institute and State University ... "Vah Tech", VPI, VPI&SU, VPI and SU and Va. Tech are also not recognized names and should not be used ... VT is acceptable as a shortened, agate form ... When referring to the school by its nickname, please use "Hokies" ... Your help in these matters is appreciated.

Virginia Tech Athletics Communications

ON THE INTERNET

www.hokiesports.com

The official Web site of Virginia Tech athletics provides media and fans with schedules, results, rosters, bios, statistics, general releases and game notes on the Hokies.



The Gameday section has live stats, radio and television coverage information and other pertinent information. This section is for home games only.

hokiesports.com/media

A media-only Web site is designed to make the media's job easier. Here you will find high-resolution, color mug shots of every Hokie basketball player and coach available to download. Please contact the Athletics Communications Office for access to this media-only site.

Twitter

Follow the Hokies on Twitter @VT_MBBall.

Instagram

Follow the Hokies on Instagram @vthokiemb.

www.theacc.com

Updated standings, results, schedules, statistics and notes are posted each week during the season.

What is a Hokie?

That's the most frequently asked question regarding Virginia Tech athletics ... The answer leads all the way back to 1896 when Virginia Agricultural and Mechanical College changed its name to Virginia Polytechnic Institute ... With the change came the necessity for writing a new cheer and a contest for such a purpose was held by the student body ... Senior O.M. Stull won first prize for his "Old Hokie" yell which still is used today ... Later, when asked if "Hokie" had any special meaning, Stull explained the words he used had no hidden or symbolic meaning, but had been thought up in an effort to get attention ... Hokie soon became a nickname for all Tech teams and for those people loyal to Tech athletics.

How To Say It

Cassell Coliseum Castle
 Cadarian Raines.....suh-DARE-ee-un
 Christian BeyerBYE-ur
 Jarell Eddie.....ju-RELL
 Joey van Zegerenvan ZEG-rin
 Kurt Kanaskiekuh-NAS-key
 Marquis Rankin.....mar-KEES
 Ramon Williams.....RAY-mon
 Ben Emelogu.....eeh-MEL-o-goo
 Malik Muellermah-LEEK MEW-lur

WHO TO CONTACT

Request for Interviews

Men's Basketball ACO

Bill Dyer
 (540) 231-8852 - office
 (540) 998-5906 - cell
 wdyer@vt.edu

Secondary Contact

Rachel Perreault
 (540) 231-2228 - office
 (603) 767-6492 - cell
 rachelp5@vt.edu

Requests for Photos

Director of Photography

Dave Knachel
 (540) 231-1838
 dknachel@vt.edu



Bill Dyer
 Associate Director of
 Athletics Communications



Rachel Perreault
 Assistant Director of
 Athletics Communications

Attendance Figures

Virginia Tech, like other ACC schools, announces total tickets distributed at home games ... That includes season tickets, individual game tickets and student tickets.

ESPN3

Several Virginia Tech basketball games will be available via internet streaming, free of charge ... Here is a list of the games that were shown on ESPN3 and WatchESPN app.

ESPN3 EXCLUSIVE

Nov. 8	vs. USC Upstate
Nov. 15	vs. Western Carolina
Nov. 18	vs. VMI
Nov. 26	vs. Furman
Nov. 29	vs. Radford
Dec. 3	vs. Winthrop
Dec. 28	vs. UNC Greensboro
Dec. 31	vs. Md.-Eastern Shore

Welcoming Back Old Foes

The Hokies welcomed back two traditional rivals to the schedule last season and will add another this season ... Tech defeated VMI, 95-80, on Nov. 15 in a rivalry that dates back to 1909 and defeated West Virginia, 87-82, in Blacksburg on Nov. 12 ... Tech and WVU first met in basketball in 1921 and have played 78 times since then ... The teams had last met in the 2003-04 season, the Hokies' last season as a member of the BIG EAST Conference ... This season, the Hokies have added Radford back to the schedule, defeating the Highlanders, 81-56, on Nov. 29 ... Although the two schools have now met only six times since first playing in 1987, the Highlanders are, geographically, the closest Division I school to Virginia Tech, sharing the New River Valley ... Today's game with VCU is the first meeting between the two schools since the 1994-95 season.

Big Green Things

Erick Green was the 2013 ACC Player of the Year, in a vote of the Atlantic Coast Sports Media Association ... Green received 38 of the 76 votes cast ... Green became the first Virginia Tech player ever to win the award and the first Hokie since Bimbo Coles in 1988 in the Metro Conference to win a conference Player of the Year Award ... Green joins Coles and Dell Curry (Metro, 1986) to earn a conference player of the Year Award ... He was second ACC Player of the Year from a bottom half of the league team (the late Len Bias from Maryland in 1986) ... He was named First Team All-ACC by the Atlantic Coast Sports Media Association ... Green joined Mason Plumlee of Duke, Shane Larkin of Miami, Joe Harris of Virginia and Richard Howell of NC State on the first team ... He is the third Hokie to earn first team honors in the ACC, joining Zabian Dowdell in 2007 and Malcolm Delaney in 2010 and 2011 ... Green was the first Hokie ever to lead the nation in scoring ... He became just the second ACC player to earn that honor, following South Carolina's Grady Wallace, who led the nation in scoring (31.2 ppg) in the 1956-57 season ... Green is just the second Hokie to lead the ACC in scoring ... Malcolm Delaney averaged 20.2 ppg in the 2010 season.

Win 10

With Virginia Tech's win over Clemson last season, it marked the 10th straight season that the Hokies had won at least 10 home games ... Tech's longest streak of 10-or-more home victories is 11 consecutive seasons, from 1975-76 through the 1985-86 season ... Tech was 10-7 in Cassell Coliseum last year ... Tech is 6-1 in Cassell Coliseum this season.

Hokies in ACC Stats

INDIVIDUALS	All		ACC	
	All	ACC	All	ACC
Scoring				
Jarell Eddie	5th	---	Scoring Offense	7th ---
Adam Smith	18th	---	Scoring Defense	12th ---
			Scoring Margin	12th ---
Rebounding			Free Throw Percentage	8th ---
Jarell Eddie	T 13th	---	Field Goal Percentages	11th ---
			Field Goal % Defense	4th ---
Assists			3-pt. FG Percentage	1st ---
Devin Wilson	3rd	---	3-pt. FG% Defense	5th ---
3-pt. FG Percentage			Rebounding Offense	2nd ---
Jarell Eddie	2nd	---	Rebounding Defense	14th ---
Adam Smith	7th	---	Rebounding Margin	7th ---
3-pt. FG Made			Blocked Shots	2nd ---
Jarell Eddie	1st	---	Assists	11th ---
Adam Smith	T 7th	---	Steals	15th ---
Blocked Shots			Turnover Margin	15th ---
Joey van Zegeren	3rd	---	Assist/TO Ratio	12th ---
Defensive Rebounds			Offensive Rebounds	12th ---
Jarell Eddie	4th	---	Defensive Rebounds	1st ---
			Defensive Rebound Percentage	7th ---
			Offensive Rebound Percentage	12th ---
			Three-Pointers Made	1st ---



thru games of Dec. 18, 2013

Tech Talk Live

Tech Talk LIVE!, Presented by Geico is broadcast every Monday night at Bull & Bones Brewhaus and Grill at the First and Main complex in Blacksburg.

The radio program airs from 7-8 p.m. in front of a live audience, and can be heard on Virginia Tech IMG Sports Network radio affiliates throughout the region and on-line through Hokies All-Access.

Coach **James Johnson** appears on the program. Fans are encouraged to attend and can submit a question or comment via hokiesports.com



Jarell Eddie's streak of 13 consecutive games scoring in double-figures is second-highest among ACC players.

Radio Network

Abingdon.....	WFHG-FM	92.7 FM
Blacksburg.....	WBRW-FM	105.3 FM
Blackstone.....	WBBC-FM	93.5 FM
Bluefield, WV.....	WKOY-FM	100.9 FM
Bristol.....	WFHG-AM	980 AM
Charlottesville.....	WKAV-AM	1400 AM
Clifton Forge.....	WJVR-FM	101.9 FM
Clincho.....	WDIC-AM	1430 AM
Clintwood.....	WDIC-FM	92.1 FM
Danville/Chatham/Gretna	WMNA-FM	106.3 FM
Galax.....	WWWJ-AM	1360 AM
Gate City.....	WGAT-AM	1050 AM
Harrisonburg.....	WSIG-FM	96.9 FM
Jacksonville, N.C.....	WAVQ-AM	1400 AM
Lebanon.....	WLRV-AM	1380 AM
Luray.....	WMXH-FM	105.7 FM
Lynchburg.....	WLNI-FM	105.9 FM
Marion.....	WOLD-FM	102.5 FM
Martinsville.....	WMVA-AM	1450 AM
Morningside, Md.....	WNEW-AM	1580 AM
New Bern, N.C.....	WWNB-AM	1490 AM
New Bern, NC.....	WWNB-FM	103.9 FM
Norfolk.....	WNIS-AM	790 AM
Richmond.....	WRNL-AM	910 AM
Richmond.....	WRVA-AM	*1140 AM
Roanoke.....	WSNV-FM	93.5 FM
Staunton.....	WTON-AM	1240 AM
Tazewell.....	WKOY-FM	100.9 FM
Warsaw.....	WNNT-FM	107.5 FM
Warsaw.....	WNNT-AM	690 AM
Washington, DC.....	WJFK-FM	106.7 FM
White Stone.....	WIGO-FM	104.9 FM
Winchester.....	WINC-AM	1400 AM
Wytheville.....	WXBX-FM	95.3 FM

* Station will carry night games only

On This Date

Virginia Tech is 8-6 all-time in games played on Dec. 21 ... Tech won its last two games on this date, most recently an 81-67 win vs. St. John's in the Aeropostale Holiday Festival in Madison Square Garden in 2008 ... Tech is 7-2 in neutral site games on this date ... The Hokies have never played VCU on this date and are 1-1 against schools from the Commonwealth of Virginia on this date ... Tech is 443-407 all-time on Saturdays and are 0-2 in Saturday games this season.

VT vs. The Conferences

ACC REGULAR SEASON	1-0
Atlantic 10 (VCU)	0-0
Atlantic Sun (USC Upstate)	0-1
Big 12 (West Virginia)	1-0
Big East (Seton Hall).....	0-1
Big South (VMI, Radford, Winthrop).....	3-0
Big Ten (Michigan State)	0-1
MEAC (UMES)	0-0
Southern (WCU, UNCG, Furman)	2-0
Total	7-3

Coming Next Year

Virginia Tech has announced the signing of three players to national letters of intent ... Justin Bibbs, a 6-5, 205 lbs., guard from Dayton, Ohio, Jalen Hudson, a 6-5, 190 lbs. guard from Akron, Ohio and T.J. Lang, a 6-7, 190 lbs., wing from Mobile, Ala., all signed with the Hokies on Nov. 13 and will join the program in the fall of 2014.

Devin Wilson's 11 assists vs. Furman is tied for the most by an ACC player this season

Jarell Eddie has scored in double figures in all 10 games thus far this season.

2013-14 Starters

Wilson, Smith, Eddie, Wood, Raines	3-2
Wilson, Smith, Eddie, Barksdale, Raines	1-1
Wilson, Smith, Eddie, Barksdale, van Zegeren	1-0
Wilson, Johnston, Eddie, Barksdale, van Zegeren.....	1-0
Wilson, Johnston, Eddie, Wood, van Zegeren	1-0

Compare & Contrast

VT	VCU
77.6	Points
69.6	Points Allowed
45.5%	FG%
37.8%	FG% Defense
43.9%	3FG%
30.3%	3FG% Defense
71.2%	FT%
41.8	Rebounds
+6.5	Rebound Margin.....
13.3	Assists
13.6	Turnovers.....
3.1	Steals.....
6.5	Blocks

Career Free Throw Percentage

Here is where **Jarell Eddie** stands on the list of career free throw percentage at Virginia Tech.

Career Free Throw Percentage

1. Malcom Delaney (2007-11)845
2. Phil Thieneman (1974-77)..... .842
3. **Jarell Eddie (2010-present)**..... **.828**
4. Howard Pardue (1961-64)..... .827
5. Eddie Lucas (1997-99)817

Career Scoring

Here is where **Jarell Eddie** stands as he nears the list of 1,000-point scorers at Virginia Tech.

Career Scoring

40. Russell Davis (1974-76)..... 1,052
 41. Chris Ellis (1966-69)..... 1,050
 42. Craig Lieder (1971-74)..... 1,034
 43. Shawn Good (1996-98)..... 1,008
-
- Jarell Eddie (2010-present).....964**

Devin Wilson leads all ACC freshmen in assists per game.

They Were the Champions, My Friend

On the weekend on Oct. 26, 2013, Virginia Tech welcomed the 1973 NIT Champion basketball team back to campus for their 40th reunion ... That team, coached by Don DeVoe, defeated New Mexico, Fairfield, Alabama and Notre Dame in Madison Square Garden to capture the school's first-ever NIT title ... Tech downed the Irish, 92-91 in overtime in the championship game ... Bobby Stevens hits a jumper at the buzzer to claim the win.

November Wins

The Hokies were 6-0 in games played in the month of November last year, marking the most wins by a Tech team in November ... The previous high was five wins in both the 2011-12 season and the 2005-06 season ... A disclaimer should be added, noting that the allowable start of the basketball season was moved up beginning with the 2004-05 season ... Prior to that, schedules could not begin before Thanksgiving weekend ... The Hokies had eight games scheduled in November this season and were 5-3 in November games in 2013.


Five Doubles is Rare

When **Marshall Wood** recorded his first career double-double in the overtime loss at NC State last season, he became the fifth Hokie to record a double-double during that season (and the fourth to record his first career double-double last season) ... That was the first season since at least the 1989-90 season that five Hokies have recorded double-doubles in the same season ... Nine games into this season, three Hokies, **Trevor Thompson, Jarell Eddie** and **C.J. Barksdale**, have recorded double-doubles for the Hokies.



The Last Time That...

- Tech scored 100 points and won: 105-92, vs. VMI, 11-18-13
- Tech scored 100 points and lost: 100-104 2OT vs. Maryland, 2-27-10
- Tech played in overtime: 61-60, OT, at Miami, 12-8-13
- Tech played in consecutive overtime games: 75-74 at Clemson, 2-8-06 & 77-81 at Virginia, 2-11-06
- Tech played 2 OT: 100-104, 2OT vs. Maryland, 2-27-10
- Tech played 3 OT: 86-90 at WVU, 2-2-83
- Tech scored 100+ points: 105-92, vs. VMI, 11-18-13
- Tech scored 90-99 points: 95-79, vs. Iowa, 11-27-12
- Tech scored 80-89 points: 81-63, vs. Winthrop, 12-3-13
- Tech scored 70-79 points: 75-54, vs. Furman, 11-26-13
- Tech scored 60-69 points: 61-60, OT, at Miami, 12-8-13
- Tech scored 50-59 points: 57-85, at Duke, 3-5-13
- Tech scored 40-49 points: 47-48 at Florida State, 2-16-12
- Tech scored 30-39 points: 33-43 at East Carolina, 1966-67 season
- Tech scored 20-29 points: 27-40 at McGuire Gen., 1945-46 season
- Tech scored 10-19 points: 16-45 at Virginia, 1938-1939 season
- Tech scored less than 10 points: 7-31 at W&L, 1922-1923 season
- Tech allowed 100+ points: 100-104, 2OT vs. Maryland, 2-27-10
- Tech allowed 90-99 points: 77-96, vs. Michigan State, 11-22-13
- Tech allowed 80-89 points: 87-82, vs. West Virginia, 11-12-13
- Tech allowed 70-79 points: 58-76, at Miami, 2-27-13
- Tech allowed 60-69 points: 61-60, OT, at Miami, 12-8-13
- Tech allowed 50-59 points: 81-56, vs. Radford, 11-29-13
- Tech allowed 40-49 points: 70-49, vs. Mississippi Valley State, 12-10-12
- Tech allowed 30-39 points: 99-34, vs. Mount St. Mary's, 1-2-11
- Tech allowed 20-29 points: 31-25 vs. Richmond, 2-1-46
- Tech allowed 10-19 points: 60-19 vs. Lynchburg College, 1-9-46
- Tech allowed less than 10 points: 28-9 vs. Hampden-Sydney, 1-17-23
- Largest margin of victory: 83 points vs. Randolph Macon Academy, 87-4, 1-10-11
- Largest margin of victory in an ACC game: 29 points vs. Wake Forest, 94-65, 1-15-11
- Two Tech players recorded double-doubles in a game: C.J. Barksdale (14 pts./10 rebs.) & Jarell Eddie (13 pts./10 rebs.) vs. Radford, 11-29-13
- Two Tech players recorded double-doubles in consecutive games: vs. UNC, ACC Tournament, 3-13-09 and vs. Duquesne, NIT, 3-18-09
- Tech player had five or more steals: Manny Atkins (5) vs. Mount St. Mary's, 1-2-11
- Tech player had 10 or more assists in a game: Devin Wilson (11) vs. Furman, 11-26-13
- Tech player had 20 or more rebounds in a game: Jeff Allen (21) vs. Longwood, 12-14-08
- Two Tech players had double figures in rebounds: C.J. Barksdale (10 rebs.) & Jarell Eddie (10 rebs.) vs. Radford, 11-29-13
- Two Tech players had five or more assists: Devin Wislon (5) & Adam Smith (5) vs. Michigan State, 11-22-13
- Two Tech players scored 20 or more points: Adam Smith (27 points) & Jarell Eddie (23 points) vs. Michigan State, 11-22-13
- Two Tech players scored 20 or more points in consecutive games: Erick Green & Jarell Eddie 11-19-12 & 11-23-12
- Tech freshman scored 20 or more points in a game: 22, Ben Emelogu, 87-82, vs. West Virginia, 11-12-13



Virginia Tech Streaks

	Total	Home	Road	Neutral
Overall	Won 4	Won 6	Won 1	Lost 5
ACC*	Won 1	Won 2	Won 1	---
Non-Conference	Won 3	Won 6	Lost 1	Lost 5

* - regular season games only

Longest winning streak this season 4, current
 Longest losing streak this season 2, 11/22-11/23

Jarell Eddie leads the ACC in three-point field goal percentage this season.

The Last Time That...

Two Tech freshmen scored in double figures in a game: Ben Emelogu (19 pts.) & Devin Wilson (13 pts.) vs. VMI, 11-18-13
 Tech player scored 30-39 points in a game: 34, Jarell Eddie vs. Winthrop, 12-3-13
 Tech player scored 40-49 points in a game: 41, Dorenzo Hudson vs. Seton Hall, 1-2-10
 Tech player scored 50+ points in a game: 51, Bimbo Coles vs. Southern Miss., 2-6-88
 Tech defeated a ranked opponent on the road: 80-77 at No. 12/13 Clemson, 2-25-09
 Tech defeated a ranked opponent at home: 81-71, vs. No. 15/17 Oklahoma State, 12-1-12
 Tech defeated a ranked opponent on a neutral court: 72-64, vs. No. 21 Virginia, 12-28-95, Roanoke Civic Center
 Tech player had consecutive double-doubles: Jarell Eddie, 11-26-13 & 11-29-13
 Tech player had seven consecutive double-doubles: Jeff Allen, 1-25-11, 1-30-11, 2-2-11, 2-5-11, 2-13-11, 2-15-11 & 2-19-11
 Tech held opponent without a double-figure scorer: 65-47 vs. Miami, ACC Tournament, 3-12-09
 Tech had five players score in double figures: 75-54, vs. Furman, 11-26-13
 Tech had six players score in double figures: vs. Wake Forest, 1-15-11
 Tech did not make a three-point field goal: at Providence, 2-1-03
 Tech's opponent did not make a three-point field goal: at NC State, 2-10-10
 Tech did not shoot a free throw in the first half: at Miami, 12-8-13
 Tech did not shoot a free throw in the second half: vs. Virginia, 12-5-10
 Tech allowed a triple-double: Iman Shumpert (22 pts., 12 rebs., 11 assists), at Georgia Tech, 1-25-11
 Tech held an opponent under 10 points in a half: 9 points, vs. Eastern Michigan, 12-22-11
 Tech held an opponent under 20 points in a half: 17 pts., vs. Furman, 11-26-13
 Tech had double-figures in blocked shots: 13, 87-82, vs. West Virginia, 11-12-13
 Tech came back from a double-figure deficit to win: 13 pts. (37-24), at Miami, 12-8-13
 Tech led by 20-or-more points at half time of a game: 20 pts., 38-18, vs. WCU, 11-15-13



Beecher Joins the Hall

Former Virginia Tech men's basketball player Bobby Beecher was inducted into the Virginia Tech Sports Hall of Fame on Nov. 5 ... As a senior, Beecher averaged 14.3 points and 7.9 rebounds to finish his Tech career eighth in scoring (1,548 pts.) and sixth in rebounds (797) ... He played in 128 of 129 games as a Hokie, starting 126. Currently, he still ranks third all-time at Tech in blocked shots (170) and stands in the top 10 in career rebounds, field goals made (640) and free-throw percentage (.807). He is 16th all-time in scoring ... Beecher, who was selected in the fourth round of the 1986 NBA Draft by the Sacramento Kings, earned his Tech degree in human services with an emphasis in family and child development ... Beecher was joined in the 2013 Class by MLB pitcher Joe Saunders, softball's Clarisa Crowell, PGA Tour member Johnson Wagner, VT tennis great Jimmy Milley and former NFL player John Engelberger.

What's Next

The Hokies will return to action on Sat., Dec. 28 in Cassell Coliseum against UNC Greensboro ... The game will tip-off at noon. and will be shown on ESPN3.

Freshman Points

Since 1999, Virginia Tech freshmen have scored 20-or-more points in a game 16 times ... Here is a list of the top five performances on that list.

- 29 A.D. Vassallo at Wake Forest, 1-28-06
- 24 Brian Chase vs. La Salle, 3-1-00
- 23 Brian Chase at Rhode Island, 2-12-00
- 22 Brian Chase vs. Auburn, 12-21-99 (San Juan)
- 22 **Ben Emelogu vs. West Virginia, 11-12-13**

In the Cassell in the ACC

Virginia Tech is 116-42 in Cassell Coliseum as a member of the ACC ... Here is a year-by-year breakdown.

	<i>Regular</i>	<i>Post</i>	<i>Overall</i>
2004-05	12-3	1-0	13-3
2005-06	10-7	0-0	10-7
2006-07	13-2	0-0	13-2
2007-08	12-2	2-1	14-3
2008-09	9-5	1-1	10-6
2009-10	15-1	2-1	17-2
2010-11	11-3	1-1	12-4
2011-12	11-7	---	11-7
2012-13	10-7	---	10-7
2013-14	6-1	---	6-1
Totals	109-38	7-4	116-42

VT App

Virginia Tech basketball game broadcasts can be heard throughout the mid-Atlantic region on a network of radio stations and on SiriusXM Satellite radio ... Fans can also follow the action of the Virginia Tech IMG Sports Network on their iPhone, Android and BlackBerry devices ... The official mobile application of Virginia Tech athletics, HokiesXtra, offers easy and instant access to up-to-the-minute news, scores, live game play-by-play, stats, schedules and rosters, streaming audio and more.

The free mobile application will include access to the following features:

HEADLINES
 LIVE GAME SCORING
 SCHEDULES AND SCORES
 LIVE SCORING UPDATES
 PLAY-BY-PLAY COVERAGE
 PLAYER AND TEAM STATS
 BOX SCORE
 ON-DEMAND VIDEO
 (SUBJECT TO VIDEO AVAILABILITY)
 ROSTERS
 IN-APP ALERT SYSTEM
 SHARING VIA EMAIL AND FACEBOOK

Head Coach James Johnson



James Johnson is in his second season as Virginia Tech's head men's basketball coach. Johnson's up-tempo style of offense energized the Hokie fan base in his first season and, with a fresh infusion of talent for the 2013-14 season, Tech will see a more pressure-oriented defense.

During Johnson's first season, senior guard Erick Green became the first Hokie ever to be named the Atlantic Coast Conference Player of the Year and to lead the nation in scoring. Johnson and the Hokies defeated No. 15 Oklahoma State in December in Cassell Coliseum, earning the new coach a victory in his first-ever game against a nationally-ranked team.

Just as important, two Hokies, Jarell Eddie and Christian Beyer were named to the All-ACC Academic team. Johnson has renewed a pledge to better involve the program into the daily life of the Virginia Tech campus and the New River Valley community. In the past year, the program became a part of the Christmas Store, Special Olympics and other activities and charities in the area.

No stranger to the Hokie Nation, Johnson spent the previous five seasons on the men's basketball staff at Virginia Tech. He was an assistant coach from 2007-2011 before being promoted to associate head coach prior to last season. He had accepted an assistant coaches' position at Clemson on April

13 of this year, but returns to Blacksburg to take over the reins of the men's basketball program. Director of Athletics Jim Weaver named Johnson to the position on May 1, 2012.

"I am pleased with Coach Johnson's first year as head coach," Weaver said. "He has surrounded himself with an excellent staff who cares about the players and their development in both the classroom and the basketball court."

Johnson joined the Hokies following two seasons as an assistant at George Mason. While at Mason, he focused on organizing the team's defensive efforts in practice and games. The Patriots were a combined 45-23 in his two seasons and advanced to the 2006 NCAA Final Four. Before GMU, Johnson spent two seasons as an assistant coach at Penn State. He was the recruitment coordinator for the Nittany Lions. Prior to Penn State, Johnson had a one-year stint as an assistant at the College of Charleston and he spent two years as an assistant at Elon.

"Virginia Tech and the Hokie Nation have a special place in my heart and I am blessed and excited for the opportunity to become the head basketball coach," Johnson said at the time of his hiring. "I look forward to working with a great group of young men and moving forward with this program."

Johnson, a native of Powhatan, Va.,



James Johnson is in his second season as the head coach of the Hokies.



was a four-year player and three-year starter at Ferrum College. A three-time Defensive Player of the Year, he helped guide his team to two conference championships and a berth in the NCAA Division III Tournament. He was also voted his team's Most Valuable Player in 1993. In 2001, Johnson was selected as one of the Top 10 players in Ferrum basketball history. In September of 2009, Johnson was elected into the Ferrum College Athletic Hall of Fame.

After graduating from Ferrum with a bachelor of science in psychology in 1993, he immediately stepped into the coaching ranks at his alma mater and served as an assistant for two seasons. Johnson helped guide the Panthers to a regular-season conference title. In 1995, Johnson moved on to Longwood College as an assistant and then spent one year at Hargrave Military Academy, where he worked with the post-graduate team. In 1997, he began a three-year run as an assistant at Old Dominion. Johnson is a member of the Black Coaches Association (BCA) and the National Association of Basketball Coaches (NABC). In March 2001, Rivals.com named Johnson one of the Top 20 Assistant Coaches at Mid-Major Division I Schools. He was a squad leader in the Army National Guard from 1989-91.

CADARIAN RAINES

R-SENIOR • FORWARD • 6-9 • 238
PETERSBURG, VA. • PETERSBURG

#4



SEASON STATISTICS

SEASON/CAREER GAME HIGHS

Opponent	Min	FG-A-%	3FG-A-%	FT-A-%	O-D-T	A	TO	Blk	Stl	Pts
- USC UPSTATE #	26	7-10-.700	0-0-.000	3-4-.750	0-4-4	1	1	0	1	17
- WEST VIRGINIA	16	1-2-.500	0-0-.000	2-2-1.000	1-3-4	0	3	5	0	4
- WESTERN CAROLINA #	21	1-3-.333	0-0-.000	3-5-.600	3-4-7	2	0	0	3	5
- VMI	21	3-3-1.000	0-0-.000	3-4-.750	4-1-5	2	3	2	0	9
- No. 1 Michigan State #	12	0-5-.000	0-0-.000	0-0-.000	1-1-2	0	1	0	0	0
- Seton Hall #	18	2-3-.667	0-0-.000	0-0-.000	1-3-4	0	2	0	0	4
- FURMAN	3	0-0-.000	0-0-.000	0-0-.000	0-1-1	0	0	0	0	0
RADFORD		-- DNP --								
WINTHROP	15	3-4-.750	0-0-.000	2-2-1.000	2-2-4	1	0	2	0	8
Miami *	11	0-1-.000	0-0-.000	0-0-.000	0-1-1	0	0	0	0	0
Virginia Commonwealth ^										
UNCG										
MAYLAND-EASTERN SHORE										
SYRACUSE *										
BOSTON COLLEGE *										
CLEMSON *										
Notre Dame *										
WAKE FOREST *										
Virginia *										
Boston College *										
MARYLAND *										
Florida State *										
Pittsburg *										
MIAMI *										
VIRGINIA *										
NC STATE *										
Duke										
NORTH CAROLINA *										
Maryland *										
Georgia Tech *										

* - ACC games; # - Coaches vs. Cancer Classic; ^ - Governor's Holiday Hoops Classic.

POINTS

Season	17 vs USC Upstate (11/9/13)
Career	17 vs USC Upstate (11/9/13)
ACC	16 at Duke (2/25/12)

MINUTES PLAYED

Season	26 vs. USC Upstate (11/9/13)
Career	41 at North Carolina (2/2/13)
ACC	41 at North Carolina (2/2/13)

FIELD GOALS MADE

Season	7 vs USC Upstate (11/9/13)
Career	7, 3x, last vs USC Upstate (11/9/13)
ACC	7 at Duke (2/25/12), vs MD (2/7/13)

FIELD GOAL ATTEMPTS

Season	10 vs USC Upstate (11/9/13)
Career	13 vs Maryland (2/7/13)
ACC	13 vs Maryland (2/7/13)

3-PT FIELD GOALS MADE

Season	N/A
Career	N/A
ACC	N/A

3-PT FIELD GOAL ATTEMPTS

Season	N/A
Career	N/A
ACC	N/A

FREE THROWS MADE

Season	3, 3x, last vs VMI (11/18/13)
Career	5 vs GT (2/18/12), vs Iowa (11/27/12)
ACC	5 vs Georgia Tech (2/18/12)

FREE THROW ATTEMPTS

Season	5 vs. Western Carolina (11/15/13)
Career	8 vs Georgia Tech (2/18/12)
ACC	8 vs Georgia Tech (2/18/12)

REBOUNDS

Season	7 vs. Western Carolina (11/15/13)
Career	13 at MD (1/5/13), vs WF (1/19/13)
ACC	13 at MD (1/5/13), vs WF (1/19/13)

ASSISTS

Season	2 vs. WCU (11/15/13), vs VMI (11/18/13)
Career	3 vs Wake Forest (1/19/13)
ACC	3 vs Wake Forest (1/19/13)

BLOCKS

Season	5 vs USC Upstate (11/9/13)
Career	5, 3x, vs USC Upstate (11/9/13)
ACC	5 vs Maryland (2/7/13)

STEALS

Season	3 vs. Western Carolina (11/15/13)
Career	3 at URI (12/7/11), vs. WCU (11/15/13)
ACC	2, 3x, last vs Miami (1/30/13)



2013-2014 NOTES

Has played in nine games, making seven starts ... Scored a career-high 17 points in the season opener against USC Upstate ... Matched a career high with five blocks in the win over West Virginia ... Had three steals and seven rebounds against Western Carolina ... Scored nine points and grabbed nine rebounds against VMI ... Scored four points and grabbed four rebounds against Seton Hall ... Put up eight points in 15 minutes of action against Winthrop.


CAREER STATISTICS

Year	GP-GS	Min-Avg.	FGM-FGA-Pct.	3FG-FGA-Pct.	FTM-FTA-Pct.	Off.-Def.	Reb.-Avg.	A-TO	Blk	Stl	TP-Avg.
09-10	21-0	165-7.9	12-34-.353	0-0-.000	7-14-.500	20-17	37-1.8	3-6	16	4	31-1.5
10-11	4-0	21-5.3	1-4-.250	0-0-.000	0-0-.000	1-1	2-0.5	0-0	1	0	2-0.5
11-12	33-9	620-18.8	83-161-.516	0-0-.000	29-56-.518	63-67	130-3.9	13-25	25	23	195-5.9
12-13	32-30	790-24.7	94-195-.482	0-0-.000	23-53-.434	88-116	204-6.4	18-36	34	13	211-6.6
13-14	9-7	143-15.9	17-31-.548	0-0-.000	13-17-.765	12-20	32-3.6	6-10	9	4	47-5.2
Career	99-46	1739-17.6	207-425-.487	0-0-.000	72-140-.514	184-221	405-4.1	40-77	85	44	486-4.9

JARELL EDDIE

SENIOR • FORWARD • 6-7 • 209
CHARLOTTE, N.C. • THE CANNON SCHOOL

#31



SEASON STATISTICS

SEASON/CAREER GAME HIGHS

Opponent	Min	FG-A-%	3FG-A-%	FT-A-%	O-D-T	A	TO	Blk	Stl	Pts
-USC UPSTATE #	35	6-21-.286	2-9-.222	4-5-.800	0-7-7	1	2	0	1	18
-WEST VIRGINIA	23	3-8-.375	0-1-.000	4-5-.800	1-2-3	1	3	0	0	10
-WESTERN CAROLINA #	29	6-10-.600	3-5-.600	2-3-.667	1-5-6	0	0	1	0	17
-VMI	33	7-12-.583	5-5-1.000	2-2-1.000	2-5-7	1	2	0	0	21
-No. 1 Michigan State #	24	7-12-.583	6-9-.667	3-3-1.000	0-1-1	0	0	0	0	23
-Seton Hall #	37	6-19-.314	3-8-.375	4-5-.8000	1-10-11	4	2	4	1	19
-FURMAN	33	6-15-.400	2-9-.222	0-0-.000	3-7-10	2	0	1	0	14
-RADFORD	34	5-14-.357	2-4-.500	1-1-1.000	1-9-10	2	2	1	0	13
-WINTHROP	37	13-18-.722	6-8-.750	2-2-1.000	1-6-7	2	2	0	1	34
-Miami *	43	9-23-.391	6-14-.267	0-0-.000	1-7-8	0	2	0	2	24
Virginia Commonwealth ^										
UNCG										
MAYLAND-EASTERN SHORE										
SYRACUSE *										
BOSTON COLLEGE *										
CLEMSON *										
Notre Dame *										
WAKE FOREST *										
Virginia *										
Boston College *										
MARYLAND *										
Florida State *										
Pittsburg *										
MIAMI *										
VIRGINIA *										
NC STATE *										
Duke										
NORTH CAROLINA *										
Maryland *										
Georgia Tech *										

POINTS

Season	34 vs Winthrop (12/3/13)
Career	34 vs Winthrop (12/3/13)
ACC	24 at Miami (12/8/13)

MINUTES PLAYED

Season	43 at Miami (12/8/13)
Career	43 at Miami (12/8/13)
ACC	43 at Miami (12/8/13)

FIELD GOALS MADE

Season	13 vs Winthrop (12/3/13)
Career	13 vs Winthrop (12/3/13)
ACC	9 vs NC State (3/14/13), at Miami (12/8/13)

FIELD GOAL ATTEMPTS

Season	23 at Miami (12/8/13)
Career	23 at Miami (12/8/13)
ACC	23 at Miami (12/8/13)

3-PT FIELD GOALS MADE

Season	6, 3x, last at Miami (12/8/13)
Career	6, 3x, last at Miami (12/8/13)
ACC	6 at Miami (12/8/13)

3-PT FIELD GOAL ATTEMPTS

Season	14 at Miami (12/8/13)
Career	14 at Miami (12/8/13)
ACC	14 at Miami (12/8/13)

FREE THROWS MADE

Season	4, 3x, last vs Seton Hall (11/23/13)
Career	9 at UNCG (11/19/12)
ACC	7 at Clemson (1/27/13)

FREE THROW ATTEMPTS

Season	5, 3x, last vs Seton Hall (11/23/13)
Career	10 at UNCG (11/19/12)
ACC	8 at Clemson (1/27/13)

REBOUNDS

Season	11 vs Seton Hall (11/23/13)
Career	14 vs BYU (1/25/12)
ACC	10 at Virginia (1/22/12)

ASSISTS

Season	4 vs Seton Hall (11/23/13)
Career	5 vs Syracuse (11/23/11), vs BYU (1/25/12)
ACC	4 vs Georgia Tech (2/18/12)

BLOCKS

Season	4 vs Seton Hall (11/23/13)
Career	4 vs Seton Hall (11/23/13)
ACC	3 vs Georgia Tech (2/9/13)

STEALS

Season	2 at Miami (12/8/13)
Career	3 vs Iowa (11/27/12)
ACC	2,3x, last at Miami (12/8/13)



* - ACC games; # - Coaches vs. Cancer Classic; ^ - Governor's Holiday Hoops Classic.

2013-2014 NOTES

Has started all ten games ... Led the team with 18 points, also grabbing seven boards against USC Upstate ... Scored 10 points in the win over West Virginia ... Scored 17 points and brought down six rebounds against Western Carolina ... Was a perfect 5-for-5 from three-point range, finishing the game against VMI with 21 points and seven rebounds ... Made six threes enroute to a 23-point night against Michigan State ... Posted his first double-double of the season grabbing 11 rebounds and scoring 19 points, while also adding four assists and four blocks against Seton Hall ... Made it back-to-back double-doubles with 14 points and 10 boards against Furman ... Recorded 13 points and 10 rebounds in the win over Radford ... Scored 17 straight points in the first half, en-route to a 34-point performance against Winthrop ... Scored Tech's final 11 points of regulation to force overtime in Miami, finishing the game with 24 points and eight rebounds ... Earned ACC Player of the Week honors for his play at Miami.

CAREER STATISTICS

Year	GP-GS	Min-Avg.	FGM-FGA-Pct.	3FG-FGA-Pct.	FTM-FTA-Pct.	Off.-Def.	Reb-Avg.	A-TO	Blk	Stl	TP-Avg.
10-11	27-0	295-10.9	25-68-.368	7-32-.219	22-32-.688	18-41	59-2.2	13-17	9	4	79-2.9
11-12	31-30	853-27.5	91-209-.435	52-116-.448	55-64-.859	17-140	157-5.1	44-45	14	16	289-9.3
12-13	32-28	970-30.3	131-331-.396	51-159-.321	80-95-.842	34-144	178-5.6	42-66	24	11	393-12.3
13-14	10-10	328-32.8	68-152-.447	35-72-.486	22-26-.846	11-59	70-7.0	13-15	7	5	193-19.3
Career	102-70	2493-24.4	317-770-.412	147-385-.382	183-221-.828	80-386	466-4.6	114-145	54	37	964-9.5

C.J. BARKSDALE

JUNIOR • FORWARD • 6-8 • 232
DANVILLE, VA. • HARGRAVE MIL. ACAD.

#42



SEASON STATISTICS

SEASON/CAREER GAME HIGHS

Opponent	Min	FG-A-%	3FG-A-%	FT-A-%	O-D-T	A	TO	Blk	Stl	Pts
USC UPSTATE #		--DNP--								
WEST VIRGINIA		--DNP--								
WESTERN CAROLINA #		--DNP--								
VMI	26	7-12-.583	0-1-.000	2-2-1.000	1-5-6	3	2	1	0	16
No. 1 Michigan State #	21	2-5-.200	0-0-.000	4-4-1.000	3-4-7	0	0	1	0	8
-Seton Hall #	30	3-6-.500	0-1-.000	3-4-.750	1-4-5	0	2	1	1	9
-FURMAN	24	4-11-.364	0-1-.000	1-1-1.000	3-3-6	1	2	1	0	9
-RADFORD	26	5-10-.500	0-1-.000	4-4-1.000	5-5-10	1	0	2	1	14
-WINTHROP	30	4-7-.571	1-3-.333	4-5-.800	0-6-6	1	2	2	0	13
Miami *		--DNP--								
Virginia Commonwealth ^										
UNCG										
MAYLAND-EASTERN SHORE										
SYRACUSE *										
BOSTON COLLEGE *										
CLEMSON *										
Notre Dame *										
WAKE FOREST *										
Virginia *										
Boston College *										
MARYLAND *										
Florida State *										
Pittsburg *										
MIAMI *										
VIRGINIA *										
NC STATE *										
Duke										
NORTH CAROLINA *										
Maryland *										
Georgia Tech *										

POINTS

Season	16 vs VMI (11/18/13)
Career	17 vs Florida State (2/24/13)
ACC	17 vs Florida State (2/24/13)

MINUTES PLAYED

Season	30 vs SHU(11/23), vs Winthrop (12/3/13)
Career	34 vs GSU (12/15/12)
ACC	33 at Georgia Tech (1/12/13)

FIELD GOALS MADE

Season	7 vs VMI (11/18/13)
Career	7 vs VMI (11/18/13)
ACC	6 vs Duke (2/21/13), at Miami (2/27/13)

FIELD GOAL ATTEMPTS

Season	12 vs VMI (11/18/13)
Career	12 vs VMI (11/18/13)
ACC	9 at Miami (2/27/13)

3-PT FIELD GOALS MADE

Season	1 vs Winthrop (12/3/13)
Career	1 vs Winthrop (12/3/13)
ACC	N/A

3-PT FIELD GOAL ATTEMPTS

Season	3 vs Winthrop (12/3/13)
Career	3 vs Winthrop (12/3/13)
ACC	N/A

FREE THROWS MADE

Season	4, 3x, last vs Winthrop (12/3/13)
Career	9 vs Florida State (2/24/13)
ACC	9 vs Florida State (2/24/13)

FREE THROW ATTEMPTS

Season	5 vs Winthrop (12/3/13)
Career	11 vs Florida State (2/24/13)
ACC	11 vs Florida State (2/24/13)

REBOUNDS

Season	10 vs Radford (11/29/13)
Career	10, 3x, last vs Radford (11/29/13)
ACC	10 at Georgia Tech (1/12/13)

ASSISTS

Season	3 vs VMI (11/18/13)
Career	3 vs VMI (11/18/13)
ACC	2, 3x, last vs NC State (3/14/13)

BLOCKS

Season	2 vs RU (11/29), vs Winthrop (12/3/13)
Career	3 at WVU (12/8/12)
ACC	1, 6x, last vs NC State (3/14/13)

STEALS

Season	1 vs SHU (11/23), vs Radford (11/29)
Career	2, 4x, last vs Clemson (3/2/13)
ACC	2 vs FSU (1/10/12), vs CU (3/2/13)



2013-2014 NOTES

Has played in six games, making four starts ... Missed the first three games of the season due to suspension ... Scored 16 points and grabbed six rebounds in his season debut against VMI ... Brought down seven rebounds and scored eight points against Michigan State ... Scored nine points and grabbed five rebounds against Seton Hall ... Grabbed six rebounds and scored nine points against Furman ... Earned first double-double of the season scoring 14 points and adding 10 rebounds in the win over Radford ... Totaled six rebounds and 13 points against Winthrop ... Missed the game at Miami due to a sprained knee.

CAREER STATISTICS

Year	GP-GS	Min-Avg.	FGM-FGA-Pct.	3FG-FGA-Pct.	FTM-FTA-Pct.	Off.-Def.	Reb-Avg.	A-TO	Blk	Stl	TP-Avg.
11-12	30-1	356-11.9	30-68-.441	0-0-.000	27-36-.750	37-44	81-2.7	9-12	8	8	87-2.9
12-13	31-30	667-21.5	69-132-.523	0-0-.000	37-48-.771	45-101	146-4.7	19-27	16	12	175-5.6
13-14	6-4	157-26.2	25-51-.490	1-7-.143	18-20-.900	13-27	40-6.7	6-8	8	2	69-11.5
Career	69-35	1203-17.4	124-255-.486	1-7-.143	82-104-.788	97-175	272-3.9	34-49	32	22	331-4.8

CHRISTIAN BEYER

JUNIOR • FORWARD • 6-7 • 200
NEW BERN, N.C. • NEW BERN

#22



SEASON STATISTICS

Opponent	Min	FG-A-%	3FG-A-%	FT-A-%	O-D-T	A	TO	Blk	Stl	Pts
USC UPSTATE #	11	0-0-.000	0-0-.000	0-2-.000	2-2-4	1	1	0	0	0
WEST VIRGINIA	13	1-1-1.000	0-0-.000	1-2-.500	1-4-5	0	0	0	0	3
WESTERN CAROLINA #	2	0-0-.000	0-0-.000	0-0-.000	0-0-0	0	0	0	0	0
VMI		--DNP --								
No. 1 Michigan State #	11	1-2-.500	1-2-.500	0-0-.000	1-1-2	0	0	0	0	3
Seton Hall #		--DNP --								
FURMAN	2	0-0-.000	0-0-.000	0-0-.000	0-0-0	0	0	0	0	0
RADFORD	2	0-0-.000	0-0-.000	0-0-.000	0-0-0	0	0	0	0	0
WINTHROP	8	0-0-.000	0-0-.000	0-0-.000	0-1-1	1	3	0	1	0
Miami *	4	0-1-.000	0-0-.000	0-0-.000	0-1-1	0	0	1	0	0
Virginia Commonwealth ^										
UNCG										
MAYLAND-EASTERN SHORE										
SYRACUSE *										
BOSTON COLLEGE *										
CLEMSON *										
Notre Dame *										
WAKE FOREST *										
Virginia *										
Boston College *										
MARYLAND *										
Florida State *										
Pittsburg *										
MIAMI *										
VIRGINIA *										
NC STATE *										
Duke										
NORTH CAROLINA *										
Maryland *										
Georgia Tech *										

*- ACC games; # - Coaches vs. Cancer Classic; ^ - Governor's Holiday Hoops Classic.

2013-2014 NOTES

Has played in eight games ... Saw 11 minutes of action, grabbing four rebounds in the opener against USC Upstate ... Scored three points and brought down five rebounds in the win over West Virginia ... Grabbed two rebounds and scored three points against Michigan State ... Had an assist, rebound and a steal against Winthrop.

SEASON/CAREER GAME HIGHS

POINTS

Season 3 vs WVU (11/12/13), vs MSU (11/22/13)
Career 9 vs BYU (12/19/12)
ACC 6 at Maryland (1/7/13), vs BC (1/9/13)

MINUTES PLAYED

Season 13 vs West Virginia (11/12/13)
Career 27 vs Bradley (12/22/12)
ACC 22 vs Boston College (1/9/13)

FIELD GOALS MADE

Season 1 vs WVU (11/12/13), vs MSU (11/22/13)
Career 4 vs BYU (12/19/12)
ACC 3 at Maryland (1/7/13)

FIELD GOAL ATTEMPTS

Season 2 vs Michigan State (11/22/13)
Career 6 vs BYU (12/19/13)
ACC 5 at Maryland (1/7/13)

3-PT FIELD GOALS MADE

Season 1 vs Michigan State (11/22/13)
Career 1 at Clemson (1/27/13), vs MSU (11/22/13)
ACC 1 at Clemson (1/27/13)

3-PT FIELD GOAL ATTEMPTS

Season 2 vs Michigan State (11/22/13)
Career 3 vs MVSU (12/10/12)
ACC 1, 5x, last at Miami (2/27/13)

FREE THROWS MADE

Season 1 vs West Virginia (11/12/13)
Career 3 vs Bradley (12/22/12)
ACC 2 vs Boston College (1/9/13)

FREE THROW ATTEMPTS

Season 2 vs USC Upstate (11/9), vs WVU (11/12)
Career 4 vs Bradley (12/22/12)
ACC 2, 4x, last at Wake Forest (3/10/13)

REBOUNDS

Season 5 vs West Virginia (11/12/13)
Career 11 vs BYU (12/19/12)
ACC 8 vs Boston College (1/9/13)

ASSISTS

Season 1 vs USC Upstate (11/9), vs WU (12/3/13)
Career 2 vs BYU (12/19/12), vs BC (1/9/13)
ACC 2 vs Boston College (1/9/13)

BLOCKS

Season 1 at Miami (12/8/13)
Career 1, 4x, last at Miami (12/8/13)
ACC 1 vs WF (1/19/13), at Miami (12/8/13)

STEALS

Season 1 vs Winthrop (12/3/13)
Career 2 vs Bradley (12/22/12)
ACC 2 at Maryland (1/7/13)




CAREER STATISTICS

Year	GP-GS	Min-Avg.	FGM-FGA-Pct.	3FG-FGA-Pct.	FTM-FTA-Pct.	Off.-Def.	Reb-Avg.	A-TO	Blk	Stl	TP-Avg.
12-13	25-0	410-16.4	27-89-.303	13-55-.236	23-36-.639	24-71	95-3.8	13-22	10	3	90-3.6
13-14	8-0	53-6.6	2-4-.500	1-2-.500	1-4-.250	4-9	13-1.6	2-4	1	1	6-0.8
Career	31-0	271-8.7	17-41-.415	2-11-.182	12-20-.600	27-51	78-2.5	7-14	4	5	48-1.5

WILL JOHNSTON

JUNIOR • GUARD • 6-3 • 185
MIDLOTHIAN, VA. • MIDLOTHIAN

#25



SEASON STATISTICS

Opponent	Min	FG-A-%	3FG-A-%	FT-A-%	O-D-T	A	TO	Blk	Stl	Pts
USC UPSTATE #	11	2-2-1.000	2-2-1.000	0-0-0.000	0-0-0	0	0	0	0	6
WEST VIRGINIA	3	0-0-0.000	0-0-0.000	0-0-0.000	0-0-0	0	0	0	0	0
WESTERN CAROLINA #	3	0-0-0.000	0-0-0.000	0-0-0.000	0-0-0	0	0	0	0	0
VMI	4	0-0-0.000	0-0-0.000	2-2-1.000	0-1-1	0	1	0	0	2
No. 1 Michigan State #	12	1-3-.333	1-3-.000	1-2-.500	1-2-3	1	0	0	0	4
Seton Hall #		--DNP--								
FURMAN	26	4-6-.667	4-6-.667	0-0-0	1-4-5	1	0	0	1	12
RADFORD	22	1-2-.500	1-1-1.000	1-2-.500	0-1-1	0	0	0	0	4
-WINTHROP	30	1-7-.143	1-7-.143	0-0-0.000	0-0-0	1	0	0	0	3
-Miami *	3	0-1-.000	0-1-.000	0-0-0.000	0-2-2	0	0	0	0	0
Virginia Commonwealth ^										
UNCG										
MAYLAND-EASTERN SHORE										
SYRACUSE *										
BOSTON COLLEGE *										
CLEMSON *										
Notre Dame *										
WAKE FOREST *										
Virginia *										
Boston College *										
MARYLAND *										
Florida State *										
Pittsburg *										
MIAMI *										
VIRGINIA *										
NC STATE *										
Duke										
NORTH CAROLINA *										
Maryland *										
Georgia Tech *										

*- ACC games; # - Coaches vs. Cancer Classic; ^ - Governor's Holiday Hoops Classic.

2013-2014 NOTES

Has played in nine games, making two starts ... Scored six points against USC Upstate ... Put in two free throws and grabbed a rebound against VMI ... Scored four points and brought down three rebounds against Michigan State ... Had a career day against Furman, scoring 12 points and bringing down five rebounds ... Scored four points and grabbed a rebound against Radford ... Made the start in the win over Winthrop.

SEASON/CAREER GAME HIGHS

POINTS

Season	12 vs Furman (11/26/13)
Career	12 vs Furman (11/26/13)
ACC	5 vs Boston College (1/9/13)

MINUTES PLAYED

Season	30 vs Winthrop (12/3/13)
Career	30 vs Winthrop (12/3/13)
ACC	28 at Virginia (2/12/13)

FIELD GOALS MADE

Season	4 vs Furman (11/26/13)
Career	4 vs Furman (11/26/13)
ACC	2 vs BC (1/9/13), at NC State (2/16/13)

FIELD GOAL ATTEMPTS

Season	7 vs Winthrop (12/3/13)
Career	7 vs Winthrop (12/3/13)
ACC	4 at NC State (2/16/13)

3-PT FIELD GOALS MADE

Season	4 vs Furman (11/26/13)
Career	4 vs Furman (11/26/13)
ACC	2 vs GT (2/9/13), at NC State (2/16/13)

3-PT FIELD GOAL ATTEMPTS

Season	7 vs Winthrop (12/3/13)
Career	7 vs Winthrop (12/3/13)
ACC	5 vs Georgia Tech (2/9/13)

FREE THROWS MADE

Season	2 vs VMI (11/18/13)
Career	3 at BYU (12/29/12)
ACC	1 vs Maryland (2/7/13)

FREE THROW ATTEMPTS

Season	2, 3x, last vs Radford (11/29/13)
Career	4 at BYU (12/29/12)
ACC	2 vs Maryland (2/7/13)

REBOUNDS

Season	5 vs Furman (11/26/13)
Career	5 vs Furman (11/26/13)
ACC	2, 3x, last at Miami (12/8/13)

ASSISTS

Season	1, 3x, last vs Winthrop (12/3/13)
Career	2 vs ETSU (11/10/12)
ACC	1, 4x, last at Virginia (2/12/13)

BLOCKS

Season	N/A
Career	N/A
ACC	N/A

STEALS

Season	1 vs Furman (11/26/13)
Career	3 vs Florida State (2/24/13)
ACC	3 vs Florida State (2/24/13)



CAREER STATISTICS

Year	GP-GS	Min-Avg.	FGM-FGA-Pct.	3FG-FGA-Pct.	FTM-FTA-Pct.	Off.-Def.	Reb-Avg.	A-TO	Blk	Stl	TP-Avg.
11-12	4-0	8-2.0	1-3-.333	1-3-.333	0-0-.000	0-0	0-0.0	0-0	0	0	3-0.8
12-13	29-4	32.2-11.1	18-52-.346	17-48-.354	5-11-.455	3-9	12-0.4	8-5	0	7	58-2.0
13-14	9-2	11.4-12.7	9-21-.429	9-20-.450	4-6-.667	2-10	12-1.3	3-1	0	1	31-3.4
Career	42-6	44.4-10.6	28-76-.368	27-71-.380	9-17-.529	5-19	24-0.6	11-6	0	8	92-2.2

ADAM SMITH

R-SOPHOMORE • GUARD • 6-1 • 170
JONESBORO, GA • UNC WILMINGTON

#3



SEASON STATISTICS

SEASON/CAREER GAME HIGHS

Opponent	Min	FG-A-%	3FG-A-%	FT-A-%	O-D-T	A	TO	Blk	Stl	Pts
-USC UPSTATE #	28	3-10-.300	1-2-.500	0-0-.000	0-3-3	3	1	0	0	7
-WEST VIRGINIA	33	7-12-.583	2-5-.200	3-3-1.000	1-3-4	1	4	0	0	19
-WESTERN CAROLINA #	29	3-12-.250	0-1-.000	0-0-.000	1-2-3	3	2	0	1	6
-VMI	30	4-10-.400	1-2-.500	2-4-.500	0-3-3	3	0	0	0	11
-No. 1 Michigan State #	28	9-19-.474	4-9-.444	5-5-1.000	0-6-6	5	3	0	1	27
-Seton Hall #	26	4-9-.444	3-5-.600	0-0-.000	0-3-3	1	2	0	0	11
-FURMAN	29	4-10-.400	3-7-.429	0-0-.000	0-1-1	3	2	0	0	11
-RADFORD	36	9-18-.500	2-5-.400	8-10-.800	0-4-4	5	0	0	0	28
WINTHROP		-- DNP --								
Miami *	21	3-9-.333	2-6-.333	0-0-.000	0-1-1	3	0	0	0	8
Virginia Commonwealth ^										
UNCG										
MAYLAND-EASTERN SHORE										
SYRACUSE *										
BOSTON COLLEGE *										
CLEMSON *										
Notre Dame *										
WAKE FOREST *										
Virginia *										
Boston College *										
MARYLAND *										
Florida State *										
Pittsburg *										
MIAMI *										
VIRGINIA *										
NC STATE *										
Duke										
NORTH CAROLINA *										
Maryland *										
Georgia Tech *										

*- ACC games; # - Coaches vs. Cancer Classic; ^ - Governor's Holiday Hoops Classic.

POINTS

Season	28 vs Radford (11/29/13)
Career	28 vs Radford (11/29/13)
ACC	8 at Miami (12/8/13)

MINUTES PLAYED

Season	36 vs Radford (11/29/13)
Career	36 vs Radford (11/29/13)
ACC	21 at Miami (12/8/13)

FIELD GOALS MADE

Season	9 vs MSU (11/22), vs Radford (11/29/13)
Career	9 vs MSU (11/22), vs Radford (11/29/13)
ACC	3 at Miami (12/8/13)

FIELD GOAL ATTEMPTS

Season	19 vs Michigan State (11/22/13)
Career	19 vs Michigan State (11/22/13)
ACC	9 at Miami (12/8/13)

3-PT FIELD GOALS MADE

Season	4 vs Michigan State (11/22/13)
Career	4 vs Michigan State (11/22/13)
ACC	2 at Miami (12/8/13)

3-PT FIELD GOAL ATTEMPTS

Season	9 vs Michigan State (11/22/13)
Career	9 vs Michigan State (11/22/13)
ACC	6 at Miami (12/8/13)

FREE THROWS MADE

Season	8 vs Radford (11/29/13)
Career	8 vs Radford (11/29/13)
ACC	N/A

FREE THROW ATTEMPTS

Season	10 vs Radford (11/29/13)
Career	10 vs Radford (11/29/13)
ACC	N/A

REBOUNDS

Season	6 vs Michigan State (11/22/13)
Career	6 vs Michigan State (11/22/13)
ACC	1 at Miami (12/8/13)

ASSISTS

Season	5 vs MSU (11/22), vs Radford (11/29/13)
Career	5 vs MSU (11/22), vs Radford (11/29/13)
ACC	3 at Miami (12/8/13)

BLOCKS

Season	N/A
Career	N/A
ACC	N/A

STEALS

Season	1 vs WCU (11/15/13), vs MSU (11/22/13)
Career	1 vs WCU (11/15/13), vs MSU (11/22/13)
ACC	N/A



2013-2014 NOTES

Has played in nine games, making eight starts ... Scored seven points and added three assists against USC Upstate ... Put up 19 points in the win over West Virginia ... Had six points and three assists against Western Carolina ... Had three assists and 11 points against VMI ... Led the team with 27 points, adding six boards and five assists against Michigan State ... Put up 11 points and grabbed three rebounds against Seton Hall ... Had 11 points and three assists against Furman ... Scored 28 points and added five assists in the win over Radford ... Missed the Winthrop game due to a left calf strain ... Had eight points and three assists at Miami.

CAREER STATISTICS

Year	GP-GS	Min-Avg.	FGM-FGA-Pct.	3FG-FGA-Pct.	FTM-FTA-Pct.	Off.-Def.	Reb-Avg.	A-TO	Blk	Stl	TP-Avg.
(11-12)*	31-29	939-30.3	150-396-.379	58-175-.331	67-82-.817	12-88	100-3.2	49-47	1	15	425-13.7
13-14	9-8	260-28.9	46-109-.422	18-42-.429	18-22-.818	2-26	28-3.1	27-14	0	2	128-14.2

*While at UNCW

JOEY van ZEGEREN

R-SOPHOMORE • FORWARD • 6-10 • 220
HOOGVEEN, THE NETHERLANDS • CANARIAS

#2



SEASON STATISTICS

Opponent	Min	FG-A-%	3FG-A-%	FT-A-%	O-D-T	A	TO	Blk	Stl	Pts
USC UPSTATE #	22	1-5-.200	0-1-.000	0-3-.000	4-3-7	0	0	5	0	2
WEST VIRGINIA	9	0-2-.000	0-0-.000	2-2-1.000	2-1-3	0	2	2	0	2
WESTERN CAROLINA #	20	3-4-.750	0-0-.000	3-8-.375	1-3-4	1	0	1	0	9
VMI	4	1-1-1.000	0-0-.000	1-2-.500	2-3-5	0	0	1	0	3
No. 1 Michigan State #	11	0-1-.000	0-0-.000	0-0-.000	0-0-0	0	1	0	0	0
Seton Hall #	13	0-2-.000	0-0-.000	1-2-.500	3-1-4	0	1	3	0	1
FURMAN	22	4-5-.800	0-0-.000	2-4-.500	2-3-5	0	3	1	1	10
RADFORD	16	0-0-.000	0-0-.000	1-2-.500	1-5-6	2	2	3	1	1
WINTHROP	21	4-6-.667	0-0-.000	1-5-.200	2-5-7	0	3	2	1	9
-Miami *	35	4-9-.444	0-0-.000	0-0-.000	6-4-10	0	2	2	1	8
Virginia Commonwealth ^										
UNCG										
MAYLAND-EASTERN SHORE										
SYRACUSE *										
BOSTON COLLEGE *										
CLEMSON *										
Notre Dame *										
WAKE FOREST *										
Virginia *										
Boston College *										
MARYLAND *										
Florida State *										
Pittsburg *										
MIAMI *										
VIRGINIA *										
NC STATE *										
Duke										
NORTH CAROLINA *										
Maryland *										
Georgia Tech *										

*- ACC games; # - Coaches vs. Cancer Classic; ^ - Governor's Holiday Hoops Classic.

2013-2014 NOTES

Has played in all ten games, making three starts ... Blocked a career-high five blocks in the season opener against USC Upstate ... Blocked two shots and grabbed three rebounds in the win over West Virginia ... Scored nine points and brought down four rebounds ... Grabbed five rebounds against VMI ... Blocked three shots and brought down four rebounds against Seton Hall ... Matched a career high with 10 points, while adding five rebounds against Furman ... Made his first start of the season against Radford, grabbing six rebounds and blocking three shots ... Neared a double-double with nine points and seven rebounds against Winthrop ... Grabbed 10 rebounds and scored eight points in the overtime win at Miami.

SEASON/CAREER GAME HIGHS

POINTS

Season	10 vs Furman (11/26/13)
Career	10, 3x, last vs Furman (11/26/13)
ACC	10 at Maryland (1/5/13)

MINUTES PLAYED

Season	35 at Miami (12/8/13)
Career	35 at Miami (12/8/13)
ACC	35 at Miami (12/8/13)

FIELD GOALS MADE

Season	4, 3x, last at Miami (12/8/13)
Career	4, 3x, last at Miami (12/8/13)
ACC	4 at Miami (12/8/13)

FIELD GOAL ATTEMPTS

Season	9 at Miami (12/8/13)
Career	9 at Miami (12/8/13)
ACC	9 at Miami (12/8/13)

3-PT FIELD GOALS MADE

Season	N/A
Career	N/A
ACC	N/A

3-PT FIELD GOAL ATTEMPTS

Season	1 vs USC Upstate (11/9), vs WU (12/3/13)
Career	1 vs USC Upstate (11/9), vs WU (12/3/13)
ACC	N/A

FREE THROWS MADE

Season	3 vs Western Carolina (11/15/13)
Career	4 vs Iowa (11/27/12)
ACC	4 at Maryland (1/5/13)

FREE THROW ATTEMPTS

Season	8 vs Western Carolina (11/15/13)
Career	8 vs Western Carolina (11/15/13)
ACC	5 at Maryland (1/5/13)

REBOUNDS

Season	10 at Miami (12/8/13)
Career	10 at Miami (12/8/13)
ACC	10 at Miami (12/8/13)

ASSISTS

Season	2 vs Radford (11/29/13)
Career	2 vs Radford (11/29/13)
ACC	1 at UNC (2/2/13), at Miami (2/27/13)

BLOCKS

Season	5 vs USC Upstate (11/9/13)
Career	5 vs USC Upstate (11/9/13)
ACC	2 at Miami (12/8/13)

STEALS

Season	1, 4x, last at Miami (12/8/13)
Career	2 at BYU (12/29/12)
ACC	1, 4x, last at Miami (12/8/13)



CAREER STATISTICS

Year	GP-GS	Min-Avg.	FGM-FGA-Pct.	3FG-FGA-Pct.	FTM-FTA-Pct.	Off.-Def.	Reb.-Avg.	A-TO	Blk	Stl	TP-Avg.
11-12	3-0	10-3.3	0-0-.000	0-0-.000	0-0-.000	0-0	0-0.0	0-0	1	0	0-0.0
12-13	32-4	46.7-14.6	41-78-.526	0-0-.000	25-55-.455	46-54	100-3.1	4-35	21	9	107-3.3
13-14	10-3	17.3-17.3	17-35-.486	0-1-.000	11-28-.393	23-28	51-5.1	3-14	20	4	45-4.5
Career	45-7	65.0-14.4	58-113-.513	0-1-.000	36-83-.434	69-82	151-3.4	7-49	42	13	152-3.4

MARSHALL WOOD

SOPHOMORE • FORWARD • 6-8 • 210
RUSTBURG, VA. • RUSTBURG

#33



SEASON STATISTICS

SEASON/CAREER GAME HIGHS

Opponent	Min	FG-A-%	3FG-A-%	FT-A-%	O-D-T	A	TO	Blk	Stl	Pts
-USC UPSTATE #	21	1-4-.250	1-4-.250	0-0-.000	0-3-3	0	0	1	0	3
-WEST VIRGINIA	22	1-5-.200	0-2-.200	2-2-1.000	1-5-6	0	1	0	0	4
-WESTERN CAROLINA #	13	1-3-.333	1-2-.500	0-0-.000	1-1-2	1	2	1	0	3
-VMI	14	2-4-.500	1-1-1.000	2-2-1.000	1-7-8	0	0	0	0	7
-No. 1 Michigan State #	19	2-2-1.000	0-0-.000	1-1-1.000	2-3-5	1	1	0	0	5
Seton Hall #	14	1-2-.500	0-0-.000	1-2-.500	1-2-3	1	2	0	0	3
FURMAN	19	4-8-.500	3-5-.600	2-2-1.000	1-3-4	1	1	1	0	13
RADFORD	24	3-4-.750	1-2-.500	3-3-1.000	0-6-6	0	1	1	0	10
WINTHROP	20	1-3-.333	1-2-.500	0-0-.000	2-5-7	2	3	1	0	3
-Miami *	30	3-9-.333	3-6-.500	0-0-.000	1-5-6	1	2	0	1	9
Virginia Commonwealth ^										
UNCG										
MAYLAND-EASTERN SHORE										
SYRACUSE *										
BOSTON COLLEGE *										
CLEMSON *										
Notre Dame *										
WAKE FOREST *										
Virginia *										
Boston College *										
MARYLAND *										
Florida State *										
Pittsburg *										
MIAMI *										
VIRGINIA *										
NC STATE *										
Duke										
NORTH CAROLINA *										
Maryland *										
Georgia Tech *										

*- ACC games; # - Coaches vs. Cancer Classic; ^ - Governor's Holiday Hoops Classic.

POINTS

Season	13 vs Furman (11/26/13)
Career	14 at NC State (2/16/13)
ACC	14 at NC State (2/16/13)

MINUTES PLAYED

Season	24 vs Radford (11/29/13)
Career	31 at NC State (2/16/13)
ACC	31 at NC State (2/16/13)

FIELD GOALS MADE

Season	4 vs Furman (11/26/13)
Career	5 at NC State (2/16/13)
ACC	5 at NC State (2/16/13)

FIELD GOAL ATTEMPTS

Season	9 at Miami (12/8/13)
Career	10 at NC State (2/16/13)
ACC	10 at NC State (2/16/13)

3-PT FIELD GOALS MADE

Season	3 vs Furman (11/26/13), at UM (12/8/13)
Career	4 at NC State (2/16/13)
ACC	4 at NC State (2/16/13)

3-PT FIELD GOAL ATTEMPTS

Season	6 at Miami (12/8/13)
Career	9 at NC State (2/16/13)
ACC	9 at NC State (2/16/13)

FREE THROWS MADE

Season	3 vs Radford (11/29/13)
Career	6 vs Oklahoma State (12/1/12)
ACC	N/A

FREE THROW ATTEMPTS

Season	3 vs Radford (11/29/13)
Career	7 vs ASU (11/23/12), vs Ok St (12/1/12)
ACC	3 vs Miami (1/30/13)

REBOUNDS

Season	8 vs VMI (11/18/13)
Career	16 at NC State (2/16/13)
ACC	16 at NC State (2/16/13)

ASSISTS

Season	2 vs Winthrop (12/3/13)
Career	2, 4x, last vs Winthrop (12/3/13)
ACC	2 at Clemson (1/27/13)

BLOCKS

Season	1, 5x, last vs Winthrop (12/3/13)
Career	4 vs URI (11/12/12)
ACC	1 at NC State (2/16/13), vs CU (3/2/13)

STEALS

Season	1 at Miami (12/8/13)
Career	1, 4x, last at Miami (12/8/13)
ACC	1 at Clemson (1/27/13), at Miami (12/8/13)



2013-2014 NOTES

Has played in all ten games, making six starts ... Grabbed six rebounds and scored four points in the win over West Virginia ... Scored seven points and brought down eight rebounds in just 14 minutes of action against VMI ... Scored five points and grabbed five rebounds against Michigan State ... Put up 13 points and added four rebounds against Furman ... Scored 10 points and grabbed six rebounds in the win over Radford ... Brought down seven rebounds and added two assists against Winthrop ... Scored nine points, all coming on three, and brought down six rebounds at Miami.

CAREER STATISTICS

Year	GP-GS	Min-Avg.	FGM-FGA-Pct.	3FG-FGA-Pct.	FTM-FTA-Pct.	Off.-Def.	Reb-Avg.	A-TO	Blk	Stl	TP-Avg.
12-13	25-0	410-16.4	27-89-.303	13-55-.236	23-36-.639	24-71	95-3.8	13-22	10	3	90-3.6
13-14	10-6	196-19.6	19-44-.432	11-24-.458	11-12-.917	10-40	50-5.0	7-13	5	1	60-6.0
Career	35-6	606-17.3	46-133-.346	24-79-.304	34-48-.708	34-111	145-4.1	20-35	15	4	150-4.3

BEN EMELOGU

#15



FRESHMAN • GUARD • 6-5 • 205
GRAND PRAIRIE, TEXAS • SOUTH GRAND PRAIRIE

SEASON STATISTICS

Opponent	Min	FG-A-%	3FG-A-%	FT-A-%	O-D-T	A	TO	Blk	Stl	Pts
USC UPSTATE #	12	2-4-.500	2-3-.667	0-0-.000	0-1-1	2	1	0	1	6
WEST VIRGINIA	30	7-16-.438	3-6-.500	5-6-.833	2-4-6	1	1	3	0	22
WESTERN CAROLINA #	27	5-9-.556	2-5-.200	4-6-.667	1-2-3	1	1	0	0	16
VMI	22	6-13-.462	4-7-.571	3-3-1.000	2-2-4	3	2	0	0	19
No. 1 Michigan State #	19	2-6-.333	1-4-.250	0-0-.000	0-2-2	1	3	0	0	5
Seton Hall #	24	7-11-.636	4-5-.800	0-0-.000	0-0-0	0	1	0	0	18
FURMAN		--DNP --								
RADFORD		--DNP --								
WINTHROP		--DNP --								
Miami *	34	5-14-.357	1-7-.143	0-0-.000	1-4-5	2	2	0	1	11
Virginia Commonwealth ^										
UNCG										
MAYLAND-EASTERN SHORE										
SYRACUSE *										
BOSTON COLLEGE *										
CLEMSON *										
Notre Dame *										
WAKE FOREST *										
Virginia *										
Boston College *										
MARYLAND *										
Florida State *										
Pittsburg *										
MIAMI *										
VIRGINIA *										
NC STATE *										
Duke										
NORTH CAROLINA *										
Maryland *										
Georgia Tech *										

* - ACC games; # - Coaches vs. Cancer Classic; ^ - Governor's Holiday Hoops Classic.

2013-2014 NOTES

Has played in seven games ... Was named team captain before the season ... Scored six points and added two assists in limited action against USC Upstate ... Put up 22 points, grabbed six rebounds and blocked three shots in the win over West Virginia ... Scored 16 points against Western Carolina ... Had three assists and 19 points against VMI ... Made four three as part of an 18-point night against Seton Hall ... Missed the Furman, Radford and Winthrop games due to concussion symptoms ... Had 11 points and five rebounds in the overtime win at Miami.

SEASON/CAREER GAME HIGHS

POINTS

Season	22 vs West Virginia (11/12/13)
Career	22 vs West Virginia (11/12/13)
ACC	11 at Miami (12/8/13)

MINUTES PLAYED

Season	34 at Miami (12/8/13)
Career	34 at Miami (12/8/13)
ACC	34 at Miami (12/8/13)

FIELD GOALS MADE

Season	7 vs WVU (11/12/13), vs SHU (11/23/13)
Career	7 vs WVU (11/12/13), vs SHU (11/23/13)
ACC	5 at Miami (12/8/13)

FIELD GOAL ATTEMPTS

Season	16 vs West Virginia (11/12/13)
Career	16 vs West Virginia (11/12/13)
ACC	14 at Miami (12/8/13)

3-PT FIELD GOALS MADE

Season	4 vs VMI (11/18/13), vs SHU (11/23/13)
Career	4 vs VMI (11/18/13), vs SHU (11/23/13)
ACC	1 at Miami (12/8/13)

3-PT FIELD GOAL ATTEMPTS

Season	7 vs VMI (11/18/13), at Miami (12/8/13)
Career	7 vs VMI (11/18/13), at Miami (12/8/13)
ACC	7 at Miami (12/8/13)

FREE THROWS MADE

Season	5 vs West Virginia (11/12/13)
Career	5 vs West Virginia (11/12/13)
ACC	N/A

FREE THROW ATTEMPTS

Season	6 vs WVU (11/12), vs WCU (11/15)
Career	6 vs West Virginia (11/12/13)
ACC	N/A

REBOUNDS

Season	6 vs West Virginia (11/12/13)
Career	6 vs West Virginia (11/12/13)
ACC	5 at Miami (12/8/13)

ASSISTS

Season	3 vs VMI (11/18/13)
Career	3 vs VMI (11/18/13)
ACC	2 at Miami (12/8/13)

BLOCKS

Season	3 vs West Virginia (11/12/13)
Career	3 vs West Virginia (11/12/13)
ACC	N/A

STEALS

Season	1 vs USC Upstate (11/9), at UM (12/8/13)
Career	1 vs USC Upstate (11/9), at UM (12/8/13)
ACC	1 at Miami (12/8/13)



CAREER STATISTICS

Year	GP-GS	Min-Avg.	FGM-FGA-Pct.	3FG-FGA-Pct.	FTM-FTA-Pct.	Off.-Def.	Reb-Avg.	A-TO	Blk	Stl	TP-Avg.
13-14	7-0	168-24.0	34-73-.466	17-37-.459	12-15-.800	6-15	21-3.0	10-11	3	2	97-13.9

TREVOR THOMPSON

#32



FRESHMAN • FORWARD • 6-11 • 210

INDIANAPOLIS, IND. •

ST. JOHN'S NORTHWESTERN MILITARY ACADEMY

SEASON STATISTICS

SEASON/CAREER GAME HIGHS

Opponent	Min	FG-A-%	3FG-A-%	FT-A-%	O-D-T	A	TO	Blk	Stl	Pts
USC UPSTATE #		--DNP --								
WEST VIRGINIA	17	2-4-.500	0-0-.000	3-8-.375	1-4-5	0	0	3	0	5
WESTERN CAROLINA #	21	4-7-.571	0-0-.000	7-11-.363	2-9-11	1	3	1	1	15
VMI	15	2-7-.286	0-0-.000	0-0-.000	2-4-6	0	1	5	0	4
No. 1 Michigan State #	16	1-3-.333	0-0-.000	0-0-.000	1-1-2	0	4	0	1	2
Seton Hall #	8	0-2-.000	0-0-.000	0-0-.000	1-0-1	0	0	0	0	0
FURMAN	10	0-0-.000	0-0-.000	0-0-.000	0-1-1	0	2	1	0	0
RADFORD	13	0-0-.000	0-0-.000	1-2-.500	0-1-1	0	1	1	1	1
WINTHROP	2	0-0-.000	0-0-.000	0-0-.000	0-0-0	0	0	0	0	0
Miami *	4	0-0-.000	0-0-.000	0-0-.000	0-0-0	0	0	0	0	0
Virginia Commonwealth ^										
UNCG										
MAYLAND-EASTERN SHORE										
SYRACUSE *										
BOSTON COLLEGE *										
CLEMSON *										
Notre Dame *										
WAKE FOREST *										
Virginia *										
Boston College *										
MARYLAND *										
Florida State *										
Pittsburg *										
MIAMI *										
VIRGINIA *										
NC STATE *										
Duke										
NORTH CAROLINA *										
Maryland *										
Georgia Tech *										

POINTS

Season	15 vs Western Carolina (11/15/13)
Career	15 vs Western Carolina (11/15/13)
ACC	N/A

MINUTES PLAYED

Season	21 vs Western Carolina (11/15/13)
Career	21 vs Western Carolina (11/15/13)
ACC	4 at Miami (12/8/13)

FIELD GOALS MADE

Season	4 vs Western Carolina (11/15/13)
Career	4 vs Western Carolina (11/15/13)
ACC	N/A

FIELD GOAL ATTEMPTS

Season	7 vs WCU (11/15/13), vs VMI (11/18/13)
Career	7 vs WCU (11/15/13), vs VMI (11/18/13)
ACC	N/A

3-PT FIELD GOALS MADE

Season	N/A
Career	N/A
ACC	N/A

3-PT FIELD GOAL ATTEMPTS

Season	N/A
Career	N/A
ACC	N/A

FREE THROWS MADE

Season	7 vs Western Carolina (11/15/13)
Career	7 vs Western Carolina (11/15/13)
ACC	N/A

FREE THROW ATTEMPTS

Season	11 vs Western Carolina (11/15/13)
Career	11 vs Western Carolina (11/15/13)
ACC	N/A

REBOUNDS

Season	11 vs Western Carolina (11/15/13)
Career	11 vs Western Carolina (11/15/13)
ACC	N/A

ASSISTS

Season	1 vs Western Carolina (11/15/13)
Career	1 vs Western Carolina (11/15/13)
ACC	N/A

BLOCKS

Season	5 vs VMI (11/18/13)
Career	5 vs VMI (11/18/13)
ACC	N/A

STEALS

Season	1 vs WCU (11/15), vs Radford (11/29/13)
Career	1 vs Western Carolina (11/15/13)
ACC	N/A



2013-2014 NOTES

Has played in nine games ... Made college debut in the win over West Virginia, scoring five points, grabbing five rebounds and blocking three shots ... Recorded a double-double with 15 points and 11 rebounds against Western Carolina ... Grebbed six rebounds and blocked five shots against VMI.

CAREER STATISTICS

Year	GP-GS	Min-Avg.	FGM-FGA-Pct.	3FG-FGA-Pct.	FTM-FTA-Pct.	Off.-Def.	Reb-Avg.	A-TO	Blk	Stl	TP-Avg.
13-14	9-0	106-11.8	9-23-.391	0-0-.000	11-21-.524	7-20	27-3.0	1-11	11	3	29-3.2

*- ACC games; # - Coaches vs. Cancer Classic; ^ - Governor's Holiday Hoops Classic.

DEVIN WILSON

FRESHMAN • GUARD • 6-4 • 185
MCKEES ROCKS, PA • MONTOUR

#11



SEASON STATISTICS

Opponent	Min	FG-A-%	3FG-A-%	FT-A-%	O-D-T	A	TO	Blk	Stl	Pts
- USC UPSTATE #	34	1-3-.333	0-1-.000	2-4-.500	1-3-4	3	3	0	0	4
- WEST VIRGINIA	34	4-7-.571	0-1-.000	8-8-1.000	0-5-5	4	2	0	0	16
- WESTERN CAROLINA #	35	2-4-.500	0-0-.000	4-8-.500	1-4-5	4	4	0	0	5
- VMI	31	4-7-.571	0-1-.000	5-5-1.000	1-4-5	4	5	0	1	13
- No. 1 Michigan State #	26	0-2-.000	0-0-.000	0-0-.000	0-2-2	5	4	0	2	0
- Seton Hall #	30	0-3-.000	0-0-.000	2-2-1.000	0-5-5	8	2	0	1	2
- FURMAN	31	2-4-.500	0-2-.000	2-3-.667	0-4-4	11	1	0	0	6
- RADFORD	26	3-5-.600	1-2-.500	1-2-.500	0-2-2	3	4	0	1	8
- WINTHROP	37	3-3-1.000	0-0-.000	5-6-.833	0-3-3	8	5	1	0	11
- Miami *	40	0-2-.000	0-0-.000	1-3-.333	0-2-2	5	1	0	1	1
Virginia Commonwealth ^										
UNCG										
MAYLAND-EASTERN SHORE										
SYRACUSE *										
BOSTON COLLEGE *										
CLEMSON *										
Notre Dame *										
WAKE FOREST *										
Virginia *										
Boston College *										
MARYLAND *										
Florida State *										
Pittsburg *										
MIAMI *										
VIRGINIA *										
NC STATE *										
Duke										
NORTH CAROLINA *										
Maryland *										
Georgia Tech *										

*- ACC games; # - Coaches vs. Cancer Classic; ^ - Governor's Holiday Hoops Classic.

2013-2014 NOTES

Has started all ten games ... Had four points and three assists in his collegiate debut against USC Upstate ... Went a perfect 8-for-8 from the free throw line en route to a 16-point five rebound-outing in the win over West Virginia ... Had four assists and five points against Western Carolina ... Had four assists and scored 13 points against VMI ... Made two steals and added five assists against Michigan State ... Tallied eight assists and grabbed five rebounds against Seton Hall ... Matched a freshman record with 11 assists, also adding six points against Furman ... Scored eight points in the win over Radford ... Neared a perfect shooting night, going 3-for-3 from the field and 5-for-6 from the line en-route to an 11-point, eight-assist outing against Winthrop ... Had five assists in the overtime win at Miami.

SEASON/CAREER GAME HIGHS

POINTS

Season	16 vs West Virginia (11/12/13)
Career	16 vs West Virginia (11/12/13)
ACC	1 at Miami (12/8/13)

MINUTES PLAYED

Season	40 at Miami (12/8/13)
Career	40 at Miami (12/8/13)
ACC	40 at Miami (12/8/13)

FIELD GOALS MADE

Season	4 vs WVU (11/12/13), vs VMI (11/18/13)
Career	4 vs WVU (11/12/13), vs VMI (11/18/13)
ACC	N/A

FIELD GOAL ATTEMPTS

Season	7 vs WVU (11/12/13), vs VMI (11/18/13)
Career	7 vs WVU (11/12/13), vs VMI (11/18/13)
ACC	2 at Miami (12/8/13)

3-PT FIELD GOALS MADE

Season	1 vs Radford (11/29/13)
Career	1 vs Radford (11/29/13)
ACC	N/A

3-PT FIELD GOAL ATTEMPTS

Season	2 vs Furman (11/26), vs Radford (11/29/13)
Career	2 vs Furman (11/26), vs Radford (11/29/13)
ACC	N/A

FREE THROWS MADE

Season	8 vs West Virginia (11/12/13)
Career	8 vs West Virginia (11/12/13)
ACC	1 at Miami (12/8/13)

FREE THROW ATTEMPTS

Season	8 vs WVU (11/12), vs WCU (11/15)
Career	8 vs WVU (11/12), vs WCU (11/15)
ACC	3 at Miami (12/8/13)

REBOUNDS

Season	5, 3x, last vs VMI (11/18/13)
Career	5, 3x, last vs VMI (11/18/13)
ACC	2 at Miami (12/8/13)

ASSISTS

Season	11 vs Furman (11/26/13)
Career	11 vs Furman (11/26/13)
ACC	5 at Miami (12/8/13)

BLOCKS

Season	1 vs Winthrop (12/3/13)
Career	1 vs Winthrop (12/3/13)
ACC	N/A

STEALS

Season	1 vs VMI (11/18/13), at Miami (12/8/13)
Career	1 vs VMI (11/18/13), at Miami (12/8/13)
ACC	1 at Miami (12/8/13)



CAREER STATISTICS

Year	GP-GS	Min-Avg.	FGM-FGA-Pct.	3FG-FGA-Pct.	FTM-FTA-Pct.	Off.-Def.	Reb-Avg.	A-TO	Blk	Stl	TP-Avg.
13-14	10-10	32.4-32.4	19-40-.475	1-7-.143	30-41-.732	3-34	3.7-3.7	5.5-3.1	1	6	6.9-6.9

GAME 1

USC UPSTATE64, VIRGINIA TECH 63

NOV. 9, 2013 • 12 P.M. • BLACKSBURG, VA.

Virginia Tech lost 64-63 to USC Upstate in men's basketball action Saturday afternoon at Cassell Coliseum. This was the season-opener for both teams.

The game was close throughout, with neither team leading by more than six points. Tech took a 15-9 lead on a 3-pointer by freshman **Ben Emelogu** with 13:33 remaining in the first half. The game was tied at 23 with 5:45 remaining before intermission, and the lead flipped back and forth for the rest of the half. The Spartans took a 33-31 lead into the locker room.

Upstate opened the second half on a 10-7 run and took a 43-38 lead with 16:40 remaining on a jumper by Ty Greene, but the Hokies were able to reclaim the lead and took a 58-53 lead with 8:51 remaining on a 3-pointer by **Will Johnston**. Upstate then went ahead 60-58 with 7:04 remaining on a lay-up by Torrey Craig. Following a lay-up by Tech senior **Cadarian Raines** to tie the game at 62 with 4:09 to play, the Hokies could manage only one free throw by senior **Jarell Eddie** in the final four minutes.

With USC Upstate leading 64-63 in the final minute, the Hokies were able to get a few chances to take the lead, but all fell short and the Spartans claimed the victory.

Eddie led all scorers with 18 points and led Tech with seven rebounds. Raines, who was held scoreless in the first half, tallied a career-high 17 points and grabbed four rebounds. Redshirt sophomore **Joey van Zegeren** also grabbed seven rebounds in the loss and recorded a career-high five blocked shots. Green led the Spartans with 17 points and Craig added 13 points. Ricardo Glenn had 10 points, and Jodd Maxey grabbed a game-high 10 rebounds.

The Hokies held the Spartans to just 37.5 percent from the floor and just five of 16 from beyond the 3-point arc (31.3 percent). Tech shot 39 percent from the field, including 36.4 percent from beyond the 3-point arc. The rebounds were even at 39. The Hokies made just nine of 18 free-throw attempts, including 5 of 13 in the second half.

USC Upstate (1-0, 0-0 A-Sun)

Player	MP	FG	FT	TR	PF	A	TO	Blk	Stl	TP
Ricardo Glenn, f	21	3-6	4-4	3	5	1	2	0	0	10
Torrey Craig, f	32	5-20	3-4	8	1	3	2	3	0	13
Jodd Maxey, g	33	6-8	0-2	10	3	1	0	2	1	4
Ty Greene, g	34	4-9	2-3	5	3	3	1	1	0	17
Mario Blessing, g	32	3-6	0-0	1	1	2	1	1	0	8
ShunQuez Stephens	3	0-0	0-0	0	1	0	0	0	0	0
Fred Miller	22	1-6	1-2	1	2	3	1	0	2	3
Babatound Olumuyiwa	23	4-9	1-1	5	0	1	2	2	1	9
TEAM			6							
Totals	200	24-64	11-16	39	16	14	9	9	4	64

VIRGINIA TECH (0-1, 0-0 ACC)

Player	MP	FG	FT	TR	PF	A	TO	Blk	Stl	TP
Cadarian Raines, f	26	7-10	3-4	4	1	1	1	0	1	17
Jarell Eddie, f	35	6-21	4-5	7	1	1	2	0	1	18
Marshall Wood, g	21	1-4	0-0	3	0	0	0	1	0	3
Adam Smith, g	28	3-10	0-0	1	3	1	0	0	0	7
Devin Wilson, g	34	1-3	2-4	4	2	3	3	0	0	4
Joey van Zegeren	22	1-5	0-3	7	1	0	0	5	0	2
Ben Emelogu	12	2-4	0-0	1	4	2	1	0	1	6
Christian Beyer	11	0-0	0-2	4	2	1	1	0	0	0
Will Johnston	11	2-2	0-0	0	0	0	0	0	0	6
TEAM			6				1			
Totals	200	23-59	9-18	39	12	11	10	6	3	63

3-Pointers VT 8 (Eddie 2, Emelogu 2, Johnston 2, Smith, Wood)
USC Upstate 5 (Greene 3, Blessing 2)
Blocks VT 6 (van Zegeren 5, Wood)
USC Upstate 9 (Craig 3, Maxey 2, Olumuyiwa 2,
Greene, Blessing)
Steals VT 3 (Eddie, Emelogu, Raines)
USC Upstate 4 (Miller 2, Maxey, Olumuyiwa)

Officials Palacz, Ostwalt, Butler
Technical None
Attendance 5,321

Percentages:
USC Upstate FG%...37.5 3FG%...31.3 FT%...68.8
Virginia Tech FG%...39.0 3FG%...36.4 FT%...50.0

USC Upstate	33	31	—	64
Virginia Tech	31	32	—	63

GAME 2

VIRGINIA TECH 87, WEST VIRGINIA 82

NOV. 12, 2013 • 1 P.M. • BLACKSBURG, VA.

Virginia Tech freshman **Ben Emelogu** scored a game-high 22 points, and **Adam Smith** made some key plays down the stretch to help the Hokies rally past West Virginia 87-82.

Smith scored 19 points for the Hokies who rallied from a 17-point deficit in the first half. He scored seven of Tech's last nine points in the game – all in the final 1:46.

His basket with 1:46 left in the game gave Tech an 80-77 lead. West Virginia cut the lead to 80-79 on a bucket by Juwan Staten with 44 seconds left.

Smith then made one of the biggest plays of the game. He drove to the basket, put up a shot and made it, getting fouled in the process. He made the free throw, and the three-point play gave the Hokies an 83-79 lead with 33.2 seconds remaining.

West Virginia's Remi Dibo then hit a 3-pointer with 23.7 seconds left to cut the lead to 83-82, but Smith answered again, hitting two free throws to push the lead to 85-82 with 16.2 seconds remaining.

West Virginia (1-1) had a chance to tie the game, but Nathan Adrian's 3-pointer was short, and Tech freshman **Devin Wilson** got the rebound. Wilson made two free throws with 5 seconds left to seal the game for Virginia Tech.

Emelogu scored 13 of his 22 in the first half, rallying the Hokies from that 17-point deficit. Tech went on a 12-1 run that ended with Emelogu's 3-pointer at the buzzer to cut the lead to 41-36 at halftime. The Hokies then scored the first eight points of the second half, using that 20-1 run spanning both halves to get back into the game.

Wilson finished with 16 points for the Hokies, making 4 of 7 from the floor and all eight of his free-throw attempts. **Jarell Eddie** had 10 points – all in the second half.

Dibo led West Virginia with 17 points, while Eron Harris added 16 for the cold-shooting Mountaineers. West Virginia shot just 35.7 percent from the floor (25 of 70).

WEST VIRGINIA (1-1, 0-0 Big 12)

Player	MP	FG	FT	TR	PF	A	TO	Blk	Stl	TP
Devin Williams, f	23	1-8	4-8	11	5	1	2	0	0	6
Nathan Adrian, f	20	3-8	0-0	4	4	0	0	1	1	8
Kevin Noreen, f	13	2-2	2-4	2	1	0	4	0	1	6
Juwan Staten, g	39	3-12	4-7	9	3	7	1	0	1	10
Eron Harris, g	38	4-17	7-9	6	2	3	0	0	2	16
Remi Dibo	28	5-10	2-2	2	5	1	1	0	1	17
Gary Browne	28	5-8	2-3	4	4	2	2	0	1	15
Terry Henderson	8	1-3	0-0	2	0	0	1	0	0	2
Brandon Watkins	3	1-2	0-0	0	4	0	0	0	0	2
TEAM			3							
Totals	200	25-70	21-33	43	28	14	11	1	7	82

VIRGINIA TECH (1-1, 0-0 ACC)

Player	MP	FG	FT	TR	PF	A	TO	Blk	Stl	TP
Cadarian Raines, f	16	1-2	2-2	4	4	0	3	5	0	4
Jarell Eddie, f	23	3-8	4-5	3	1	1	3	0	0	10
Marshall Wood, f	22	1-5	2-2	6	1	0	1	0	0	4
Adam Smith, g	33	7-12	3-3	4	3	1	4	0	0	19
Devin Wilson, g	34	4-7	8-8	5	1	4	2	0	0	16
Joey van Zegeren	9	0-2	2-2	3	5	0	2	2	0	2
Ben Emelogu	30	7-16	5-6	6	4	1	1	3	0	22
Christian Beyer	13	1-1	1-2	5	1	0	0	0	0	3
Will Johnston	3	0-0	0-0	0	0	0	0	0	0	0
Trevor Thompson	17	2-4	3-8	5	2	0	0	3	0	7
TEAM			2							
Totals	200	26-57	30-38	43	25	7	16	13	0	87

3-Pointers VT 5 (Emelogu 3, Smith 2)
WVU 11 (Dibo 5, Browne 3, Adrian 2, Harris)
Blocks VT 13 (Raines 5, Emelogu 3, Thompson 3,
van Zegeren 2)
WVU 1 (Adrian)
Steals VT 0
WVU 7 (Harris 2, Adrian, Browne, Dibo, Noreen, Staten)

Officials Hess, Ayers, Styon
Technical None
Attendance 5,049

Percentages:
West Virginia FG%...35.7 3FG%...45.8 FT%...63.6
Virginia Tech FG%...45.6 3FG%...33.3 FT%...78.9

West Virginia	41	41	—	82
Virginia Tech	36	51	—	87

GAME 3

VIRGINIA TECH 79, WESTERN CAROLINA 61

NOV. 15, 2013 • 7 P.M. • BLACKSBURG, VA.

Trevor Thompson recorded his first double-double and **Jarell Eddie** had 17 points, as the Hokies led from start to finish in downing Western Carolina 79-61.

The Hokies (2-1) jumped out to 22-point, first-half lead and had a 20-point halftime lead. Eddie scored 10 of his 17 points in the first half for Tech, which shot 51.6 percent on 16-of-31 shooting in the first 20 minutes.

Western Carolina (2-2) scored just three points in the first eight minutes – all on free throws. The Catamounts missed their first 11 shots and didn't hit a field goal until Justin Browning's basket with 10:31 left in the first half.

The Catamounts shot just 22.2 percent on 6-of-27 shooting in the first half. They only made 32.8 percent (20 of 61) for the game, including 3-of-25 shooting from beyond the 3-point arc.

Thompson's three first-half dunks got the crowd in the game, and in the second half, he scored nine points. He finished with 15 points on 4-of-7 shooting from the floor and 7-of-11 shooting from the free-throw line and he added 11 rebounds.

It marked the second straight solid performance for the 6-foot-11 freshman, who did not play in the season opener against USC Upstate. He had seven points and five rebounds in 17 minutes in the Hokies' win over West Virginia.

The Catamounts cut the lead to 53-43 on two free throws by Browning with 7:43 left, but got no closer. But Thompson then hit two free throws, and after a turnover by Western Carolina's Brandon Boggs, the Hokies' **Devin Wilson** added two more free throws with 7:27 remaining to push the lead to 57-43. The Catamounts got no closer than 12 the rest of the game.

James Sinclair led the Catamounts with 16 points. Trey Sumler, who scored 29 points in the Catamounts' loss at Oregon, finished with 11 on just 5-of-14 shooting.

WESTERN CAROLINA (2-2, 0-0)

Player	MP	FG	FT	TR	PF	A	TO	Blk	Stl	TP
Kenneth Hall, f	16	0-2	1-2	5	4	1	0	4	0	1
Tawaski King, f	25	2-5	2-5	4	4	0	2	0	0	6
Tom Tankelewicz, g	17	0-6	0-0	1	1	1	1	0	0	1
Trey Sumler, g	29	5-14	0-0	3	5	1	0	0	1	11
James Sinclair, g	27	6-15	3-3	7	3	1	4	0	1	16
Mike Brown	20	2-6	4-6	0	3	1	0	0	1	8
Rhett Harrelson	13	0-1	3-4	1	1	0	1	0	0	3
Torrian Brummitt	14	1-1	1-1	3	5	1	1	0	0	3
Justin Browning	18	2-3	2-2	4	4	0	0	0	1	6
Brandon Boggs	21	2-8	2-8	3	2	3	1	0	1	7
TEAM			1							
Totals	200	20-61	18-31	32	32	9	10	4	6	61

VIRGINIA TECH (2-1, 0-0 ACC)

Player	MP	FG	FT	TR	PF	A	TO	Blk	Stl	TP
Cadarian Raines, f	21	1-3	3-5	7	3	2	0	0	3	5
Jarell Eddie, f	29	6-10	2-3	6	1	0	0	1	0	17
Marshall Wood, f	13	1-3	0-0	2	3	1	2	1	0	3
Adam Smith, g	29	3-12	0-0	3	4	3	2	0	1	6
Devin Wilson, g	35	2-4	4-8	5	2	4	4	0	0	8
Joey van Zegeren	20	3-4	3-8	4	2	1	0	1	0	9
Ben Emelogu	27	5-9	4-6	3	2	1	1	0	0	16
Christian Beyer	2	0-0	0-0	0	0	0	0	0	0	0
Will Johnston	3	0-0	0-0	1	0	0	0	0	0	0
Trevor Thompson	21	4-7	7-11	11	4	1	3	1	1	15
TEAM			5				1			
Totals	200	25-52	23-41	46	22	13	13	4	5	79

3-Pointers VT 6 (Eddie 3, Emelogu 2, Wood)
WCU 3 (Boggs, Sinclair, Sumler)
Blocks VT 4 (Eddie, Thompson, van Zegeren, Wood)
WCU 4 (Hall 4)
Steals VT 5 (Raines 3, Smith, Thompson)
WCU 6 (Boggs, Brown, Browning, Sinclair, Sumler,
Tankelewicz)

Officials Eppley, Bruno, Gladden
Technical None
Attendance 5,617

Percentages:
Western Carolina FG%...32.8 3FG%...12.0 FT%...58.1
Virginia Tech FG%...48.1 3FG%...46.2 FT%...56.1

Western Carolina	18	43	—	61
Virginia Tech	38	41	—	79

GAME 4

VIRGINIA TECH 105, VMI 92

NOV. 18, 2013 • 7 P.M. • BLACKSBURG, VA.

Jarell Eddie tied a career high with five 3-pointers and scored 21 points to pace a balanced attack, as Virginia Tech held on late to down Virginia Military Institute 105-92.

Led by Eddie, the Hokies hit a season-high 11 3-pointers. Eddie shot 7 of 12 from the floor overall - including 5 of 5 from beyond the 3-point arc. He also made both of his free-throw attempts and grabbed six rebounds.

Eddie's shooting certainly opened things up for the Hokies, who topped the 100-point mark for the first time since the 2011 season. Five players scored in double figures for Tech, and every Hokie player who played in the game scored.

Freshman guard **Ben Emelogu** added 19 points off the bench for the Hokies and hit four 3-pointers. **C.J. Barksdale**, who was suspended for the first three games of this season by Johnson for a violation of team rules, scored 16 points and grabbed six rebounds in his season debut.

Tech led by as many as 20 in the second half after Adam Smith's 3-pointer with 13:50 remaining and appeared to be coasting toward an easy victory. But VMI started pressing, and the Hokies got sloppy with the ball. Eight of Virginia Tech's 16 turnovers came in the final 13 minutes of the game.

VMI cut the lead to 98-92 on two free throws by QJ Peterson with 1:18 left, but the Hokies scored the game's final seven points.

Barksdale scored on a lay-up with 1:10 left, and after a missed 3-pointer by Peterson, Smith hit a free throw to give the Hokies a 101-92 lead with 56 seconds to go. Trey Chapman then missed a 3-pointer, and Eddie got the rebound. He tossed it ahead to Barksdale, who broke free for a dunk to give the Hokies a 103-92 lead with 39 seconds left and all but seal the game.

Peterson missed a jumper with 33 seconds left and then fouled the Hokies' Will Johnston, who made two free throws with 31 seconds left to account for the final margin.

Rodney Glasgow and Peterson led VMI (3-2) with 22 points each. D.J. Covington added 20 points and five rebounds for the Keydets, who were out-rebounded 52-31 by the Hokies.

VMI (3-2, 0-0 Big South)

Player	MP	FG	FT	TR	PF	A	TO	Bk	Stl	TP
D.J. Covington, f	21	8-14	4-6	5	3	0	1	3	1	20
Craig Hinton, f	26	4-5	2-2	2	2	0	1	1	0	13
Rodney Glasgow, g	34	8-17	2-2	3	4	0	0	0	1	22
Brian Brown, g	14	1-4	0-0	1	1	0	0	0	0	2
QJ Peterson, g	32	8-22	4-7	5	3	2	2	0	4	22
Trey Chapman	18	1-5	2-2	2	0	0	0	1	0	4
Tim Marshall	1	0-0	0-0	0	0	0	0	0	0	0
Phillip Anglade	4	0-0	0-0	0	0	0	0	1	0	0
Jarid Watson	9	1-2	0-0	3	4	0	0	0	0	2
Julian Eleby	13	2-4	1-3	1	1	0	0	0	1	6
Jordan Weethee	24	0-6	0-5	3	1	0	0	0	0	1
TEAM										6
Totals	200	33-79	16-23	31	20	8	4	6	7	92

VIRGINIA TECH (3-1, 0-0 ACC)

Player	MP	FG	FT	TR	PF	A	TO	Bk	Stl	TP
Cadarian Raines, f	21	3-3	3-4	5	3	2	3	2	0	9
Jarell Eddie, f	33	7-12	2-2	7	3	1	2	0	0	21
Marshall Wood, f	14	2-4	2-2	8	0	0	0	0	0	7
Adam Smith, g	30	4-10	2-4	3	3	0	0	0	0	11
Devin Wilson, g	31	4-7	5-5	5	5	4	5	0	1	13
Joey van Zegeren	4	1-1	1-2	5	2	0	0	1	0	3
Ben Emelogu	22	6-13	3-3	4	5	3	2	0	0	19
Will Johnston	4	0-0	2-2	1	0	0	1	0	0	2
Trevor Thompson	15	2-7	0-0	6	2	0	1	5	0	4
C.J. Barksdale	26	7-12	2-2	6	1	3	2	1	0	16
TEAM										2
Totals	200	36-69	22-26	52	21	16	9	1	0	105

3-Pointers.....VT 11 (Eddie 5, Emelogu 4, Smith, Wood)
VMI 10 (Glasgow 4, Hinton 3, Peterson 2, Eleby)
Blocks.... VT 9 (Thompson 5, Raines 2, Barksdale, van Zegeren)
VMI 6 (Covington 3, Anglade, Chapman, Hinton)
Steals.....VT 1 (Wilson)
VMI 7 (Peterson 4, Covington, Eleby, Glasgow)

Officials.....Nestor, Nichols, Shey
Technicals.....None
Attendance.....4,162

Percentages:

VMI	FG%...41.8	3FG%...27.8	FT%...69.6
Virginia Tech	FG%...52.2	3FG%...64.7	FT%...84.6

VMI	33	59	—	92
Virginia Tech	44	61	—	105

GAME 5

MICHIGAN ST. 96, VIRGINIA TECH 77

NOV. 22, 2013 • 9:30 P.M. • BROOKLYN, N.Y.

The Hokies fell 96-77 in their opening game of the Coaches vs. Cancer Classic at the Barclays Center in Brooklyn. **Jarell Eddie** finished the game with a career-high six threes as part of a 23-point effort, while **Adam Smith** led the team with 27 points.

The Hokies (3-2) got out to a slow start as Michigan State (5-0) took an early 10-5 lead, but Tech controlled the boards early on and it would eventually pay off. The Spartans struggled from beyond the arc early, unable to connect on their first six attempts. Tech took advantage and eventually tied the game at 10 on a **Ben Emelogu** three. **C.J. Barksdale** followed it up with a bucket of his own to give the Hokies their first lead of the game nearing the midway point in the half.

Following the under-12 media timeout, the Hokies went on an 8-0 run for their largest lead of the night at 20-14. The game saw six lead changes over the next three minutes of play, but Michigan State began to pull away in the closing minutes of the half. The final five minutes of the first period were dominated by Michigan State's Adreian Payne, who scored 11 of the team's 15 points in that time frame.

Eddie neared yet another 20-point half as he had 17 at the break, including 4 threes, while Payne put up 20 by halftime, as neither team saw another player score more than six points in the first half.

Michigan State continued to roll in the second half as it opened with a 13-3 run. The Hokies scored just nine points in the first ten minutes of the second half, but midway through the period Smith came alive for Tech. He scored nine straight points for the Hokies and was the only consistent source of production for the squad in the later part of the game.

Barksdale neared a double-double for the Hokies, finishing with eight points and seven boards, while Smith also grabbed six rebounds and had five assists. Payne, as well as Brandon Dawson finished with double-doubles for the Spartans. Payne went for 29 and 10, while Dawson scored 12 points and brought down 10 rebounds.

VIRGINIA TECH (3-2, 0-0 ACC)

Player	MP	FG	FT	TR	PF	A	TO	Bk	Stl	TP
Marshall Wood, f	19	2-2	1-1	5	1	1	1	0	0	5
Jarell Eddie, f	24	7-12	3-3	1	1	0	0	0	0	23
Devin Wilson, g	26	0-2	0-0	2	1	5	4	0	2	0
Cadarian Raines, f	12	0-5	0-0	2	3	0	1	0	0	0
Adam Smith, g	28	9-19	5-5	6	1	5	3	0	1	27
Christian Beyer	11	1-2	0-0	2	0	0	0	0	0	3
Joey van Zegeren	11	0-1	0-0	0	0	0	1	0	0	0
C.J. Barksdale	21	2-5	4-7	7	2	0	0	1	0	8
Will Johnston	12	1-3	1-2	3	1	1	0	0	0	4
Greg Donlon	1	0-1	0-0	0	0	0	0	0	0	0
Trevor Thompson	16	1-3	0-0	2	3	0	4	0	1	2
Ben Emelogu	19	2-6	0-0	2	3	1	3	0	0	5
TEAM										7
Totals	200	25-61	14-15	39	16	13	17	1	4	77

MICHIGAN STATE (5-0, 0-0 Big 10)

Player	MP	FG	FT	TR	PF	A	TO	Bk	Stl	TP
Matt Costello, f	17	0-0	0-0	2	3	1	2	2	0	0
Brandon Dawson, f	26	6-9	0-2	10	1	2	0	0	3	12
Keith Appling, g	31	5-9	0-1	1	2	7	0	0	3	13
Gary Harris, g	25	6-19	5-5	3	0	5	2	0	0	19
Adreian Payne, f	30	10-15	5-5	10	2	3	0	3	1	29
Alex Gauna	8	0-0	0-0	1	2	0	0	0	0	0
Gavin Schilling	4	1-1	0-0	1	1	0	0	0	0	2
Colby Wollenman	1	0-0	0-0	0	0	0	0	0	0	0
Alvin Ellis III	8	0-0	0-0	0	2	0	1	0	0	0
Kenny Kaminski	3	1-3	0-0	0	1	0	0	0	0	3
Russell Byrd	3	1-2	0-0	1	0	0	0	0	0	3
Dan Chapman	1	0-0	0-0	0	0	0	0	0	0	0
Keenan Wetzel	1	0-0	0-0	0	1	0	0	0	0	0
Denzel Valentine	19	3-6	0-0	1	2	4	2	1	2	7
Travis Trice	23	3-7	0-0	3	0	3	0	0	2	8
TEAM										1
Totals	200	36-71	10-13	34	16	26	6	6	13	96

3-Pointers VT 13 (Eddie 6, Smith 4, Beyer, Emelogu, Johnston)
MSU 14 (Payne 4, Appling 3, Harris 2, Trice 2,
Byrd, Kaminski, Valentine)
Blocks.....VT 1 (Barksdales)
MSU 6 (Payne 3, Costello 2, Valentine)
Steals.....VT 4 (Wilson 2, Smith, Thompson)
MSU 13 (Appling 3, Dawson 3, Costello 2,
Trice 2, Valentine 2, Payne)

Officials.....O'Connell, Beaver, Perone
Technicals.....None
Attendance.....6,115

Percentages:

Virginia Tech	FG%...41.0	3FG%...48.1	FT%...93.3
Michigan State	FG%...50.7	3FG%...40.0	FT%...76.9

Virginia Tech	33	44	—	77
Michigan State	46	50	—	96

GAME 6

SETON HALL 68, VIRGINIA TECH 97

NOV. 23, 2013 • 7 P.M. • BROOKLYN, N.Y.

Senior **Jarell Eddie** earned his first double-double of the season, but the Virginia Tech men's basketball team came up just short against the Seton Hall Pirates, dropping its final game of the Coaches vs. Cancer Classic, 68-67 in the Barclays Center in Brooklyn. Eddie finished the game with 19 points and 10 rebounds, to go along with four assists and a career-high four blocks. The Pirates were led by Fuquan Edwin, who hit a late three to take the lead and made four free throws down the stretch to seal win for his team.

Tech got out to an impressive start, going up 8-0 on the Pirates to begin the game. **Adam Smith** hit a pair of jumpers from beyond the arc and Eddie added another three to open play. A 7-0 run for Seton Hall made it a two-possession game, but Tech held on to the advantage until a 12-3 Seton Hall run tied things up at 29 with just under six minutes remaining in the first half.

The two teams would trade the lead five times in the closing minutes of the first half, but Seton Hall took the 38-36 lead into the break.

Despite evening the game back up 16 seconds into the new half, it didn't take long for Seton Hall to regain and maintain its first-half lead. Tech kept things close and never let the Pirates make the difference more than five points during the second half.

With under five minutes to play, the Hokies took their first lead since a **C.J. Barksdale** bucket to start off the second half. **Ben Emelogu** hit a three to tie it and finished off a fast break started by Eddie with a dunk to put the Hokies up 57-55. Seton Hall tied it up at 57, but Tech wouldn't trail again until a three from Edwin made it 62-61 with 27 seconds on the clock. Tech was forced to foul in the closing seconds of the game and a costly turnover with 12 seconds remaining went on to make it a two-possession game.

Emelogu got it back within two when he hit a three with four seconds left, but Edwin made both free throws on the ensuing foul to make it a four-point difference. The freshman struck again from beyond the arc in the final second but the Hokies remained just short as time ran out.

VIRGINIA TECH (3-3, 0-0 ACC)

Player	MP	FG	FT	TR	PF	A	TO	Bk	Stl	TP
C.J. Barksdale, f	30	3-6	3-4	5	2	0	2	1	1	9
Jarell Eddie, f	37	6-19	4-5	11	3	4	2	4	1	19
Devin Wilson, g	30	0-3	2-2	5	4	8	2	0	1	2
Cadarian Raines, f	18	2-3	0-0	4	0	2	0	0	0	4
Adam Smith, g	26	4-9	0-0	3	1	1	2	0	0	11
Trevor Thompson	8	0-2	0-0	1	0	0	0	0	0	0
Joey van Zegeren	13	0-2	1-2	4	0	1	3	0	1	0
Ben Emelogu	24	7-11	0-0	2	0	1	0	0	0	18
Marshall Wood	14	1-2	1-2	3	2	1	2	0	0	3
TEAM										5
Totals	200	23-57	11-15	41	22	14	14	8	3	67

SETON HALL (4-2, 0-0 BIG EAST)

Player	MP	FG	FT	TR	PF	A	TO	Bk	Stl	TP
Fuquan Edwin, g	34	5-15	6-6	6	3	1	2	1	3	18
Haralds Karlis, g	10	1-3	0-0	1	0	0	0	0	0	3
Eugene Teague, f	32	4-8	2-7	10	2	3	1	3	0	10
Sterling Gibbs, g	21	0-8	4-4	0	2	4	1	0	0	4
Brandon Mobley, f	32	0-4	1-2	8	3	0	1	0	0	0
Aaron Geramipoor	8	0-0	0-0	1	2	0	0	1	0	0
Jaren Sina	16	4-5	1-2	1	0	1	0	0	0	13
Tom Maayan	19	3-5	2-2	0	1	5	1	0	0	8
Stephanie Manga	7	0-5	0-0	4	1	0	1	0	0	0
Brian Oliver	21	3-9	2-2	6	1	0	0	0	0	11
TEAM										5
Totals	200	20-62	18-25	42	15	14	7	5	3	68

3-Pointers.....VT 10 (Emelogu 4, Eddie 3, Smith 3)
SHU 10 (Sina 4, Oliver 3, Edwin 2, Karlis)
Blocks.....VT 8 (Eddie 4, van Zegeren 3, Barksdale)
SHU 5 (Teague 3, Edwin, Geramipoor)
Steals.....VT 3 (Barksdale, Eddie, Wilson)
SHU 3 (Edwin 3)

Officials.....Riley, Regan, Ostwalt
Technicals.....None
Attendance.....N/A

Percentages:

Virginia Tech	FG%...40.4	3FG%...52.6	FT%...73.3
Seton Hall	FG%...32.3	3FG%...38.5	FT%...72.0

Virginia Tech	36	31	—	67
Seton Hall	38	30	—	68

GAME 10

VIRGINIA TECH 61, MIAMI 60 [OT]

DEC. 8, 2013 • 12:30 P.M. • CORAL GABLES, FLA.

A late run at the end of regulation helped lift the Virginia Tech men's basketball team past the Miami Hurricanes 61-60 in overtime on Sunday afternoon at the BankUnited Center. Senior **Jarell Eddie** led the Hokies with 24 points and eight rebounds, while Garrius Adams paced the Hurricanes with 14 points in each team's conference opener.

Eddie scored Tech's final 11 points as part of a 13-3 run in the last seven and a half minutes of the second half. Tech (7-3, 1-0 ACC) had numerous opportunities in the second half to regain a lead it hadn't seen since midway through the first half, but Miami (5-5, 0-1 ACC) had an answer and would not allow the Hokies to get within a possession.

Late in regulation, Tech freshman **Devin Wilson** was fouled and had the chance to tie it from the free-throw line, but he missed the front end of a 1-and-1. Miami's Adams was fouled on the rebound and made it a three-point game, going 1-for-2 from the line.

On the ensuing possession, Eddie was guarded tightly in the corner but pulled up anyway and nailed the 3-pointer to tie it up at 56 with 45 seconds on the clock. On Miami's next time down the court, Davon Reed airballed a 3 that sailed out of bounds with 14 seconds to play. Eddie's attempt at a final shot was blocked and things headed to overtime.

Adams was the first to strike in extra time for Miami, but Tech sophomore **Marshall Wood** quickly answered with a 3 for the Hokies. With Tech trailing by two and less than 30 seconds to play, Eddie hit a jumper to put the Hokies up 61-59. Adams was fouled on Miami's next possession, but he only made one of his two free throws with seven seconds left. Miami got the rebound, but an errant shot hit the back of the backboard, and the Hokies escaped.

Redshirt sophomore **Joey van Zegeren** had a career-high 10 rebounds by the half and neared a double-double by game's end, adding eight points. Freshman **Ben Emelogu** was the only other Tech player to score in double figures, finishing with 11 points, while Wilson finished the game with five assists.

James Kelly had 12 points and nine rebounds for the Hurricanes, while Reed added 10 points. Neither team shot particularly well in the game, both under 35 percent.

VIRGINIA TECH (7-3, 1-0 ACC)

Player	MP	FG	FT	TR	PF	A	TO	Blk	Stl	TP
Joey van Zegeren, f	35	4-9	0-0	10	3	0	2	2	1	8
Devin Wilson, g	40	0-2	1-3	2	4	5	1	0	1	1
Will Johnston, g	3	0-1	0-0	2	0	0	0	0	0	0
Jarell Eddie, f	43	9-23	0-0	8	1	0	2	0	2	24
Marshall Wood, f	30	3-9	0-0	6	0	1	2	0	1	9
Adam Smith	21	3-9	0-0	1	0	3	0	0	0	8
Cadarian Raines	11	0-1	0-0	1	2	0	0	0	0	0
Ben Emelogu	34	5-14	0-0	5	0	2	2	0	1	11
Christian Beyer	4	0-1	0-0	1	2	0	0	1	0	0
Trevor Thompson	4	0-0	0-0	0	1	0	0	0	0	0
TEAM				7			1			
Totals	225	24-69	1-3	43	13	11	10	3	6	61

MIAMI (5-5, 0-1 ACC)

Player	MP	FG	FT	TR	PF	A	TO	Blk	Stl	TP
Davon Reed, g	32	4-10	1-2	5	0	0	3	0	0	10
Rion Brown, g	38	4-15	0-0	4	2	2	0	0	1	9
Donnavan Kirk, f	29	2-7	2-4	11	1	0	3	2	0	6
Garrius Adams, f	34	5-9	2-4	3	2	2	0	1	1	14
James Kelly, f	31	5-14	2-2	9	4	0	2	0	1	12
Raphael Akpejiori	9	0-1	0-0	2	2	0	1	0	0	0
Manu Lecomte	27	3-8	1-2	4	2	2	3	0	1	7
Erik Swoope	4	0-0	0-0	2	0	1	0	0	0	0
Tonye Jekiri	21	1-5	0-0	7	0	0	0	1	0	2
TEAM				3						
Totals	225	24-69	8-14	50	13	7	12	4	4	60

3-Pointers.....VT 12 (Eddie 6, Wood 3, Smith 2, Emelogu)
 Miami 4 (Adams 2, Brown, Reed)
Blocks..... VT 3 (van Zegeren 2, Beyer)
Miami 3 (Kirk 2, Adams)
Steals..... VT 6 (Eddie 2, Emelogu, Wilson, Wood, van Zegeren)
 Miami 4 (Adams, Brown, Kelly, Lecomte)

Officials.....Ayers, Driscoll, Luckie
Technicals.....None
Attendance.....6,270

Percentages:
 Virginia Tech FG%...34.8 3FG%...35.3 FT%...33.3
 Miami FG%...34.8 3FG%...26.7 FT%...57.1

Virginia Tech	23	33	5	—	61
Miami	31	25	4	—	60

GAME 11

VIRGINIA TECH VS. VCU

DEC. 21, 2013 • 5:30 P.M. • RICHMOND, VA.

GAME 12

VIRGINIA TECH VS. UNC GREENSBORO

DEC. 28, 2013 • 12 P.M. • BLACKSBURG, VA.

THE STAT CREW SYSTEM
Virginia Tech Combined Team Statistics (as of Dec 08, 2013)
All games

RECORD:	OVERALL	HOME	AWAY	NEUTRAL
ALL GAMES	7-3	6-1	1-0	0-2
CONFERENCE	1-0	0-0	1-0	0-0
NON-CONFERENCE	6-3	6-1	0-0	0-2

#	Player	gp-gs	min	avg	Total		3-Point		F-Throw		Rebounds				pf	dq	a	to	blk	stl	pts	avg
					fg-fga	fg%	3fg-fga	3fg%	ft-fa	ft%	off	def	tot	avg								
31	Jarell Eddie	10-10	328	32.8	68-152	.447	35-72	.486	22-26	.846	11	59	70	7.0	16	0	13	15	7	5	193	19.3
03	Adam Smith	9-8	260	28.9	46-109	.422	18-42	.429	18-22	.818	2	26	28	3.1	13	0	27	14	0	2	128	14.2
15	Ben Emelogu	7-0	168	24.0	34-73	.466	17-37	.459	12-15	.800	6	15	21	3.0	20	1	10	11	3	2	97	13.9
42	C.J. Barksdale	6-4	157	26.2	25-51	.490	1-7	.143	18-20	.900	13	27	40	6.7	9	0	6	8	8	2	69	11.5
11	Devin Wilson	10-10	324	32.4	19-40	.475	1-7	.143	30-41	.732	3	34	37	3.7	31	1	55	31	1	6	69	6.9
33	Marshall Wood	10-6	196	19.6	19-44	.432	11-24	.458	11-12	.917	10	40	50	5.0	12	0	7	13	5	1	60	6.0
04	Cadarian Raines	9-7	143	15.9	17-31	.548	0-0	.000	13-17	.765	12	20	32	3.6	24	0	6	10	9	4	47	5.2
02	Joey van Zegeren	10-3	173	17.3	17-35	.486	0-1	.000	11-28	.393	23	28	51	5.1	27	2	3	14	20	4	45	4.5
25	Will Johnston	9-2	114	12.7	9-21	.429	9-20	.450	4-6	.667	2	10	12	1.3	7	0	3	1	0	1	31	3.4
32	Trevor Thompson	9-0	106	11.8	9-23	.391	0-0	.000	11-21	.524	7	20	27	3.0	14	0	1	11	11	3	29	3.2
22	Christian Beyer	8-0	53	6.6	2-4	.500	1-2	.500	1-4	.250	4	9	13	1.6	5	0	2	4	1	1	6	0.8
14	Greg Donlon	3-0	3	1.0	1-2	.500	0-0	.000	0-0	.000	0	1	1	0.3	0	0	0	0	0	0	2	0.7
Team												17	19	36				4				
Total.....		10	2025		266-585	.455	93-212	.439	151-212	.712	110	308	418	41.8	178	4	133	136	65	31	776	77.6
Opponents.....		10	2025		245-648	.378	72-238	.303	134-201	.667	121	232	353	35.3	196	-	115	91	39	59	696	69.6

TEAM STATISTICS	VT	OPP	Date	Opponent	Score	Att.
SCORING	776	696	11/09/13	USC UPSTATE	L 63-64	5321
Points per game	77.6	69.6	11/12/13	WEST VIRGINIA	w 87-82	5049
Scoring margin	+8.0	-	11/15/13	WESTERN CAROLINA	w 79-61	5617
FIELD GOALS-ATT	266-585	245-648	11/18/13	VMI	w 105-92	4162
Field goal pct	.455	.378	11/22/13	vs Michigan State	L 77-96	0
3 POINT FG-ATT	93-212	72-238	11/23/13	vs Seton Hall	L 67-68	0
3-point FG pct	.439	.303	11/26/13	FURMAN	w 75-54	3470
3-pt FG made per game	9.3	7.2	11/29/13	RADFORD	w 81-56	5217
FREE THROWS-ATT	151-212	134-201	12/03/13	WINTHROP	w 81-63	3888
Free throw pct	.712	.667	* 12-08-13	at Miami	Wot 61-60	6270
F-Throws made per game	15.1	13.4				
REBOUNDS	418	353				
Rebounds per game	41.8	35.3				
Rebounding margin	+6.5	-				
ASSISTS	133	115				
Assists per game	13.3	11.5				
TURNOVERS	136	91				
Turnovers per game	13.6	9.1				
Turnover margin	-4.5	-				
Assist/turnover ratio	1.0	1.3				
STEALS	31	59				
Steals per game	3.1	5.9				
BLOCKS	65	39				
Blocks per game	6.5	3.9				
ATTENDANCE	32724	6270				
Home games-Avg/Game	7-4675	1-6270				
Neutral site-Avg/Game	-	2-0				

Score by Periods	1st	2nd	OT	Totals
Virginia Tech	362	409	5	776
Opponents	318	374	4	696

THE STAT CREW SYSTEM
Virginia Tech Combined Team Statistics (as of Dec 08, 2013)
Conference games

RECORD:	OVERALL	HOME	AWAY	NEUTRAL
ALL GAMES	1-0	0-0	1-0	0-0
CONFERENCE	1-0	0-0	1-0	0-0
NON-CONFERENCE	0-0	0-0	0-0	0-0

#	Player	gp-gs	min	avg	Total		3-Point		F-Throw		Rebounds				pf	dq	a	to	blk	stl	pts	avg
					fg-fga	fg%	3fg-fga	3fg%	ft-fa	ft%	off	def	tot	avg								
31	Jarell Eddie	1-1	43	43.0	9-23	.391	6-14	.429	0-0	.000	1	7	8	8.0	1	0	0	2	0	2	24	24.0
15	Ben Emelogu	1-0	34	34.0	5-14	.357	1-7	.143	0-0	.000	1	4	5	5.0	0	0	2	2	0	1	11	11.0
33	Marshall Wood	1-1	30	30.0	3-9	.333	3-6	.500	0-0	.000	1	5	6	6.0	0	0	1	2	0	1	9	9.0
02	Joey van Zegeren	1-1	35	35.0	4-9	.444	0-0	.000	0-0	.000	6	4	10	10.0	3	0	0	2	2	1	8	8.0
03	Adam Smith	1-0	21	21.0	3-9	.333	2-6	.333	0-0	.000	0	1	1	1.0	0	0	3	0	0	0	8	8.0
11	Devin Wilson	1-1	40	40.0	0-2	.000	0-0	.000	1-3	.333	0	2	2	2.0	4	0	5	1	0	1	1	1.0
32	Trevor Thompson	1-0	4	4.0	0-0	.000	0-0	.000	0-0	.000	0	0	0	0.0	1	0	0	0	0	0	0	0.0
25	Will Johnston	1-1	3	3.0	0-1	.000	0-1	.000	0-0	.000	0	2	2	2.0	0	0	0	0	0	0	0	0.0
04	Cadarian Raines	1-0	11	11.0	0-1	.000	0-0	.000	0-0	.000	0	1	1	1.0	2	0	0	0	0	0	0	0.0
22	Christian Beyer	1-0	4	4.0	0-1	.000	0-0	.000	0-0	.000	0	1	1	1.0	2	0	0	0	1	0	0	0.0
Team											2	5	7					1				
Total.....		1	225		24-69	.348	12-34	.353	1-3	.333	11	32	43	43.0	13	0	11	10	3	6	61	61.0
Opponents.....		1	225		24-69	.348	4-15	.267	8-14	.571	15	35	50	50.0	13	-	7	12	4	4	60	60.0

TEAM STATISTICS	VT	OPP	Date	Opponent	Score	Att.
SCORING	61	60	* 12-08-13	at Miami	Wot 61-60	6270
Points per game	61.0	60.0	* - Conference game			
Scoring margin	+1.0	-				
FIELD GOALS-ATT	24-69	24-69				
Field goal pct	.348	.348				
3 POINT FG-ATT	12-34	4-15				
3-point FG pct	.353	.267				
3-pt FG made per game	12.0	4.0				
FREE THROWS-ATT	1-3	8-14				
Free throw pct	.333	.571				
F-Throws made per game	1.0	8.0				
REBOUNDS	43	50				
Rebounds per game	43.0	50.0				
Rebounding margin	-7.0	-				
ASSISTS	11	7				
Assists per game	11.0	7.0				
TURNOVERS	10	12				
Turnovers per game	10.0	12.0				
Turnover margin	+2.0	-				
Assist/turnover ratio	1.1	0.6				
STEALS	6	4				
Steals per game	6.0	4.0				
BLOCKS	3	4				
Blocks per game	3.0	4.0				
ATTENDANCE	0	6270				
Home games-Avg/Game	0-0	1-6270				
Neutral site-Avg/Game	-	0-0				

Score by Periods	1st	2nd	OT	Totals
Virginia Tech	23	33	5	61
Opponents	31	25	4	60

THE STAT CREW SYSTEM
Virginia Tech Team Game-by-Game Comparison (as of Dec 08, 2013)
All games

Opponent	1st	2nd	Score	Mar	Total FG	FG Pct	3-Pointers	3FG Pct	Free Throws	FT Pct	Rebounds	Assist	T/Over	Block	Steal	Fouls
USC UPSTATE	31/33	32/31	63-64	(1)	23-59/24-64	.390/.375	8-22/5-16	.364/.313	9-18/11-16	.500/.688	39/39 -	11/14	10/9	6/9	3/4	12/16
WEST VIRGINIA	36/41	51/41	87-82	+5	26-57/25-70	.456/.357	5-15/11-24	.333/.458	30-38/21-33	.789/.636	43/43 -	7/14	16/11	13/1	0/7	25/28
WESTERN CAROLINA	38/18	41/43	79-61	+18	25-52/20-61	.481/.328	6-13/3-25	.462/.120	23-41/18-31	.561/.581	46/32 +14	13/9	13/10	4/4	5/6	22/32
VMI	44/33	61/59	105-92	+13	36-69/33-79	.522/.418	11-17/10-36	.647/.278	22-26/16-23	.846/.696	52/31 +21	16/8	16/4	9/6	1/7	21/20
Michigan State	33/46	44/50	77-96	(19)	25-61/36-71	.410/.507	13-27/14-35	.481/.400	14-15/10-13	.933/.769	39/34 +5	13/26	17/6	1/6	4/13	16/16
Seton Hall	36/38	31/30	67-68	(1)	23-57/20-62	.404/.323	10-19/10-26	.526/.385	11-15/18-25	.733/.720	41/42 (1)	14/14	14/7	8/5	3/3	22/15
FURMAN	31/17	44/37	75-54	+21	28-59/20-56	.475/.357	12-30/4-17	.400/.235	7-10/10-12	.700/.833	37/31 +6	19/4	11/11	5/2	2/5	13/13
RADFORD	48/28	33/28	81-56	+25	27-54/20-58	.500/.345	7-15/4-22	.467/.182	20-26/12-19	.769/.632	41/29 +12	13/10	11/11	8/1	4/4	19/23
WINTHROP	42/33	39/30	81-63	+18	29-48/23-58	.604/.397	9-20/7-22	.450/.318	14-20/10-15	.700/.667	37/22 +15	16/9	18/10	8/1	3/6	15/20
Miami	23/31	33/25	61-60	+1	24-69/24-69	.348/.348	12-34/4-15	.353/.267	1-3/8-14	.333/.571	43/50 (7)	11/7	10/12	3/4	6/4	13/13

Note: Game totals are displayed in the format TEAM/OPPONENT for each category

THE STAT CREW SYSTEM
Virginia Tech Points-Rebounds-Assists (as of Dec 08, 2013)
All games

Opponent	Date	Score		02	03	04	11	14	15	22
				ZEGEREN,JO	SMITH,ADAM	RAINES,CAD	WILSON,DEV	DONLON,GRE	EMEOLOGU,BE	BEYER,CHRI
USC UPSTATE	11/09/13	63-64	L	2-7-0	7-3-3	17-4-1	4-4-3	DNP	6-1-2	0-4-1
WEST VIRGINIA	11/12/13	87-82	w	2-3-0	19-4-1	4-4-0	16-5-4	DNP	22-6-1	3-5-0
WESTERN CAROLINA	11/15/13	79-61	w	9-4-1	6-3-3	5-7-2	8-5-4	DNP	16-3-1	0-0-0
VMI	11/18/13	105-92	w	3-5-0	11-3-3	9-5-2	13-5-4	DNP	19-4-3	DNP
vs Michigan State	11/22/13	77-96	L	0-0-0	27-6-5	0-2-0	0-2-5	0-0-0	5-2-1	3-2-0
vs Seton Hall	11/23/13	67-68	L	1-4-0	11-3-1	4-4-0	2-5-8	DNP	18-0-0	DNP
FURMAN	11/26/13	75-54	w	10-5-0	11-1-3	0-1-0	6-4-11	0-0-0	DNP	0-0-0
RADFORD	11/29/13	81-56	w	1-6-2	28-4-5	DNP	8-2-3	2-1-0	DNP	0-0-0
WINTHROP	12/03/13	81-63	w	9-7-0	DNP	8-4-1	11-3-8	DNP	DNP	0-1-1
at Miami	12-08-13	61-60	w	8-10-0	8-1-3	0-1-0	1-2-5	DNP	11-5-2	0-1-0

Opponent	Date	Score		25	31	32	33	42
				JOHNSTON,W	EDDIE,JARE	THOMPSON,T	WOOD,MARSH	BARKSDALE,
USC UPSTATE	11/09/13	63-64	L	6-0-0	18-7-1	DNP	3-3-0	DNP
WEST VIRGINIA	11/12/13	87-82	w	0-0-0	10-3-1	7-5-0	4-6-0	DNP
WESTERN CAROLINA	11/15/13	79-61	w	0-0-0	17-6-0	15-11-1	3-2-1	DNP
VMI	11/18/13	105-92	w	2-1-0	21-7-1	4-6-0	7-8-0	16-6-3
vs Michigan State	11/22/13	77-96	L	4-3-1	23-1-0	2-2-0	5-5-1	8-7-0
vs Seton Hall	11/23/13	67-68	L	DNP	19-11-4	0-1-0	3-3-1	9-5-0
FURMAN	11/26/13	75-54	w	12-5-1	14-10-2	0-1-0	13-4-1	9-6-1
RADFORD	11/29/13	81-56	w	4-1-0	13-10-2	1-1-0	10-6-0	14-10-1
WINTHROP	12/03/13	81-63	w	3-0-1	34-7-2	0-0-0	3-7-2	13-6-1
at Miami	12-08-13	61-60	w	0-2-0	24-8-0	0-0-0	9-6-1	DNP