



HOKIE HOOPS

2012-13 GAME NOTES

Virginia Tech
(11-14, 2-10)

VS.

#6/6 Duke
(22-3, 9-3)



Thur., Feb. 21, 2013 • 9 p.m.
Cassell Coliseum (9,847), Blacksburg, Va.

Series vs. DU: DU, 40-8 Series Streak: DU, four
Last Meeting vs. the Blue Devils: DU, 60-56, 3-9-2012, ACCT Philips Arena
Live Stats: hokiesports.com Sirius: 91 XM: 91



**Hokies return to Cassell Coliseum to
take on No. 6 Duke on ESPN**

NOTING THE HOKIES

About Tonight's Game

The Hokies are 11-14 on the season and 2-10 in ACC play after losing in overtime at NC State on Saturday afternoon.

Duke is 22-3 overall and 9-3 in ACC action after an 83-81 loss at Maryland on Saturday.

Duke is ranked sixth in both the AP and coaches polls.

This is the first meeting between these two schools in the next 12 days.

NC State 90, Virginia Tech 86, OT

Erick Green scored 29 points and Jarell Eddie added 17 points off the bench in the overtime loss at NC State. **Marshall Wood** recorded his first career double-double with a career-high 14 points and a career-high 16 rebounds in the game.

Green Notes

Erick Green leads the ACC and the nation in scoring.

Green has scored 20-or-more points in 23 of the 25 games this season.

Green's 25.3 ppg this season is tied for the Virginia Tech senior season record of 25.3 ppg, set by Bimbo Coles in his senior season of 1990.

Player Notes

Will Johnston made his first career start at Virginia.

Odds & Ends

Erick Green's 35 points in the home loss to Virginia marks the most points by an ACC player in a game this season. Green has three of the ACC's eight 30-plus point games this season.

The Hokies have played in four of the six overtime games played this season by ACC teams.

Tech defeated Georgia Tech and lost at UNC and at NC State in the only ACC conference overtime games this season.

The Hokies started four Virginians at Virginia. All five starters graduated from high schools in Virginia.

Hokie starters from last game

F	42	C.J. Barksdale 4.4 ppg, 4.4 rpg, .483 FG%	So.	6-8	Danville, Va.
F	4	Cadarian Raines 7.0 ppg, 6.8 rpg, 1.2 bspg	r-Jr.	6-9	Petersburg, Va.
G	25	Will Johnston 2.6 ppg, 0.5 rpg, .425 3FG%	So.	6-3	Midlothian, Va.
G	1	Robert Brown 8.8 ppg, 2.6 rpg, 2.3 apg	So.	6-5	Clermont, Fla.
G	11	Erick Green 25.3 ppg, 4.2 rpg, 4.1 apg	Sr.	6-4	Winchester, Va.

2012-13 Schedule & Results (11-14, 2-10 ACC)

Date	Opponent		
11/10	ETSU (ESPN3)	W	80-62
11/12	RHODE ISLAND (ESPN3)	W	69-50
11/15	VMI (ESPN3)	W	95-80
11/19	at UNC Greensboro (ESPN3)	W	96-87
11/23	APPALACHIAN ST. (ESPN3)	W	87-76
Big Ten/ACC Challenge			
11/27	IOWA% (ESPNU)	W	95-79
12/ 1	15/17 OKLA. ST. (ESPN3)	W	81-71
12/ 8	at West Virginia (ESPN2)	L	67-68
Continental Tire Las Vegas Classic (Blacksburg, Va.)			
12/10	MISS.VALLEY ST.# (ESPN3)	W	70-49
12/15	GA. SOUTHERN# (ESPN3)	L	73-78
Continental Tire Las Vegas Classic (Las Vegas, Nev.)			
12/22	Bradley#	W	66-65 (OT)
12/23	Colorado State (CBS SN)	L	52-88
12/29	BYU (Salt Lake City) (ESPNU)	L	71-97
1/ 5	at Maryland* (ACCN)	L	71-94
1/ 9	BOSTON COLLEGE* (RSN)	L	75-86
1/12	at Georgia Tech* (ACCN)	W	70-65 (OT)
1/19	WAKE FOREST* (ACCN)	W	66-65
1/24	VIRGINIA* (ACCN)	L	58-74
1/27	at Clemson* (ACCN)	L	70-77
1/30	#14/15 MIAMI* (RSN)	L	64-73
2/ 2	at North Carolina* (ACCN)	L	60-72 (OT)
2/ 7	MARYLAND* (ACCN)	L	55-60
2/ 9	GEORGIA TECH* (RSN)	L	54-64
2/12	at Virginia* (ESPNU)	L	55-73
2/16	at NC State* (ESPN2)	L	86-90 (OT)
2/21	#6/6 DUKE*	9 p.m.	ESPN
2/24	FLORIDA STATE*	6 p.m.	ESPNU
2/27	at Miami*	7 p.m.	RSN
3/ 2	CLEMSON*	8 p.m.	RSN
3/ 5	at Duke*	7 p.m.	ESPNU
3/10	at Wake Forest*	2 p.m.	ACCN
ACC Tournament - Greensboro, N.C.			
3/14-		TBA	ACCN/ESPN
3/18			

* - Atlantic Coast Conference Games

% - Big Ten/ACC Challenge, Blacksburg, Va.

- Continental Tire Las Vegas Classic

All times are EST and are subject to change

Television/Internet

ESPN/WatchESPN

Dave O'Brien & Doris Burke

ESPN HD

WATCH ESPN



Radio

Virginia Tech IMG Sports Network
Bill Roth & Mike Burnop

Follow us on twitter

@VT_MBBall



Virginia Tech Athletics Communications

Primary Contact

Bill Dyer - Associate Director
wdyer@vt.edu

(o) - 540-231-8853

(c) - 540-998-5906

Secondary Contact

Rachel Perreault - Assistant Director

rachelp5@vt.edu

(o) - 540-231-2228

Last Time Out: NC State 90, VT 86, OT

The Hokies dropped another heart-breaker on Saturday in Raleigh, as NC State downed Tech, 90-86, in overtime in PNC Arena ... The Hokies led through a large part of the game, but NCSU went on a 14-0 run in the final eight minutes of regulation to take a 67-60 lead with 3:45 remaining ... The Hokies fought back and trailed 78-75, with the ball with eight seconds remaining ... NC State chose to foul with less than five seconds remaining to not allow the Hokies to get off a three-point shot ... But **Erick Green** made the first free throw and purposely missed the second to allow **Jarell Eddie** to score on a designed play to send the game to overtime ... In the extra session, NC State outscored the Hokies, 12-8 ... Green led all scorers with 29 points and Eddie came off the bench with 17 points ... Tech freshman **Marshall Wood** recorded his first career double-double with career-highs of 14 points and 16 rebounds.

35 for Green

Erick Green scored 35 points in the loss to Virginia in Cassell Coliseum, setting a new career-high for the senior ... His previous high was 31 points in the overtime win over Bradley earlier this season in Las Vegas ... The 35 points marks the most points scored by an ACC player this season ... With his 30 points in the loss to Miami, Green now has three of the eight 30-plus point games in the ACC this season, the only player with more than two such games ... The 35 points is the most points by a Virginia Tech player since Dorenzo Hudson scored 41 points in a 103-94 overtime win over Seton Hall in Cancun, Mexico on Jan. 2, 2010 ... It is the most points by a Hokie in an ACC game since Malcolm Delaney scored 37 points in an 86-82 home loss to No. 12 Clemson on Jan. 29, 2009 ... In the loss to Virginia, Green also set a new career-high with nine rebounds.



Erick Green

Leading the Way

Erick Green enters tonight's game leading the nation in scoring, averaging 25.3 points per game ... Only one other ACC player has led the nation in scoring, South Carolina's Grady Wallace led the nation in scoring (31.2 ppg) in the 1956-57 season ... Green is also leading the ACC in scoring ... Only one Hokie, Malcolm Delaney, has ever led the ACC in scoring ... Delaney averaged 20.2 ppg in the 2010 season ... The last ACC player to average more than 25 points per game in a season was J.J. Redick of Duke, who averaged 26.8 ppg as a senior in 2006 ... Green is the leading active career scorer in the ACC at this point.

Special Kind of Season

Erick Green is averaging 25.3 points per game this season ... That average is tied with Bimbo Coles for the best scoring average by a Virginia Tech senior ... It also is tied for the third-best scoring average in any season by Hokie ... Coles averaged 26.6 ppg as a junior and Bob Ayersman averaged 26.5 ppg in the 1958-59 season, his sophomore year.

As Well as in Conference Games

Erick Green is averaging 26.3 points per game in ACC games this season ... That is the highest conference average since 2006, when Duke's J.J. Redick averaged 29.3 ppg in ACC games and the fifth-best since 1988.

600 So Far

Erick Green scored his 600th point of the season in the loss at Virginia ... That is the most points he has scored in a season ... The last Hokie to score 600 points in a season was Malcolm Delaney in the 2010-11 season, when he scored 637 points ... Green currently has 633 points this season ... He is closing in on the top 10 in Virginia Tech history in points scored in a season.

There's a First Time for Everything

Sophomore walk-on **Will Johnston** made his first collegiate start at Virginia ... It marked the first time a walk-on had started for the Hokies since **Joey Racer** started in the home finale against NC State last season ... This was the first time that the Hokies have started a walk-on in a non-Senior Day situation since at least the 1999-2000 season ... Johnston also got the start at NC State.



Will Johnston

Looking Good on the Comeback

In the overtime loss at NC State, freshman **Marshall Wood** had his best game as a collegian ... He recorded this first career double-double, with a career-high 14 points and a career-high 16 rebounds ... He also made a career-high four, three-point field goals in the game, playing a career-high 31 minutes ... He had fractured the third metatarsal in his left foot on Dec. 15 ... The injury, which did not require surgery, was suffered in the loss to Georgia Southern on Dec. 15 ... He dressed in the game against Wake Forest, but was not cleared to play against the Demon Deacons ... He returned to action on Jan. 24 at home against Virginia.



Marshall Wood

Grabbing Boards

When **Marshall Wood** grabbed a career-high and team season-high 16 rebounds in the overtime loss at NC State, it marked the first time a Hokie had grabbed at least 16 rebounds in a game since Dorian Finney-Smith grabbed 16 rebounds on Nov. 12, 2012 at home against East Tennessee State ... The last time a Hokie grabbed more than 16 rebounds in a game was on Feb. 5, 2011, when Jeff Allen grabbed 19 rebounds at Boston College ... The 16 rebounds is also the most by an ACC freshman this season.

Back in the Groove, with a Tip

In the overtime loss at NC State, Jarell Eddie came off the bench to score 17 points ... It was the first time in two weeks that Eddie, the team's second-leading scorer, had recorded double figures in a game ... Best of all, he tipped in the tying basket off of a planned missed freethrow by Erick Green to tie the game and send it to overtime ... He scored six points in the overtime on a couple of three-pointers.



Jarell Eddie

This Year vs. Last Year

Erick Green has scored 633 points so far in 25 games this season ... Last season, when he led the team in scoring as a junior, Green totaled 483 points ... He has also made and attempted more free throws than last year.

Hitting 1,500

Erick Green scored 23 points in the win over VMI and in doing so, he became the 43rd player in Virginia Tech history to reach the 1,000 career point plateau ... In the loss to Georgia Tech, Green scored his 1,500th career point ... Green now has 1,574 career points ... In the overtime loss at NC State, Green passed Bobby Beecher into 16th place on the Tech all-time scoring list ... He is one of 17 players to score at least 1,500 points for the Hokies.

SWAT

In the home loss to Maryland, **Cadarian Raines** tied his career high with five blocked shots, which also established a new ACC high for Raines ... It is the most blocked shots in a game for the Hokies since Raines blocked five shots in the Hokies' win over UMBC on Dec. 12, 2009 ... The last time a Hokie blocked more than five shots in a game was six by Cheick Diakite in a loss at Georgia on Dec. 9, 2008.



Cadarian Raines

You Can't Have That

Erick Green has made a name at Virginia Tech for protecting the basketball, as well as putting it through the hoop ... Green has committed just five turnovers in the last six games and has 42 assists and just 18 turnovers in ACC play this season ... With two turnovers in the loss to Georgia Tech, Green snapped a three-game streak of no turnovers, but he came right back and did not commit a turnover in the loss at Virginia.

Better After the Break

Erick Green leads the nation and the ACC in scoring ... In ACC games this season, Green has scored 316 points, for an average of 26.3 points per game ... In those 12 ACC games, he has scored 123 first-half points and 193 second-half points ... 61.1 percent of his total ACC points have come in the second half (and the overtime sessions at Georgia Tech and at North Carolina).

The Series vs. Duke

The Blue Devils lead the all-time series, 40-8 ... Duke has won the last four meetings, most recently a 60-56 game in the quarterfinals of the ACC Tournament in Atlanta last season ... Tech is 6-9 in home games in the series, and 2-4 in Cassell Coliseum ... The Hokies are 3-11 against Duke since joining the ACC and 3-9 in ACC regular season games ... Tech is 5-22 against Duke in all conference games, including Southern Conference games.

Hokies vs. Ranked Teams

With the loss to No. 14/15 Miami, the Hokies are 13-40 against nationally ranked teams since joining the ACC for the 2004-05 season ... Tech is 30-148 all-time against teams ranked in the AP poll ... Tech is 1-1 against ranked teams this season ... The Hokies have never defeated a team ranked sixth nationally ... Tech is 0-9 all-time against such teams ... Tech is 0-2 against Duke when the Blue Devils have been ranked No. 6 ... Each of the Hokies' last two losses at the hands of a No. 6 team have come against the Blue Devils, most recently a 60-56 loss to No. 6 Duke in the quarterfinal of the 2012 ACC Tournament in Philips Arena in Atlanta ... These numbers are only for teams ranked in the AP poll.

10 or Less from This Line

In the overtime loss at NC State, the Hokies made five of their seven free throw attempts ... The seven attempts is a season low for the Hokies ... The last time the Hokies attempted fewer than seven free throws in a game was when they made five of six attempts in a home loss to No. 8 North Carolina on Jan. 19, 2012.

Low Board Totals

In the Hokies' loss to Virginia, Tech out-rebounded the Cavaliers, 32-24 ... The 56 total rebounds is a season low ... The 24 total rebounds by UVa are the fewest rebounds allowed by the Hokies since Tech allowed the Cavaliers 24 rebounds in the Hokies' home loss to UVa last season ... The last time Tech allowed less than 24 rebounds in a game was on Feb. 12, 2012, when the Hokies allowed Boston College 19 rebounds in a home win over the Eagles.

A Big Percentage

In the loss to Georgia Tech, **Erick Green** scored 28 of the Hokies' 54 points in the game ... That is 51.9 percent of the team's scoring in that game ... That marked the fourth time this season that Green had accounted for 50 percent or more of the team's scoring in a game ... He had 26 of Tech's 52 points in the loss to Colorado State, 35 of the team's 54 points in the loss to Virginia and 29 of the team's 55 points in the home loss to Maryland ... For the season, Green has scored 35.4 percent of the team's points in all games and 40.3 percent of the team's points in ACC games.

Scoring Combos

The Virginia Tech combo of **Erick Green** and **Jarell Eddie** are averaging 38.3 points per game ... They are the highest-scoring set of teammates in the ACC this season ... The duo of Mason Plumlee and Seth Curry of Duke are averaging 34.5 ppg ... Green leads the ACC and Eddie is 17th in scoring ... The duo also has combined for 27, 20-or-more point games ... That leads the ACC, 10 ahead of the 17 by Curry and Plumlee.

Hokies in Overtime

With the loss at NC State, the Hokies are now 59-45 all-time in overtime games and 2-2 in overtime games this season ... Tech is 26-23 in road overtime games, 26-9 in home overtime games and 7-13 on neutral courts ... Tech is 12-5 in ACC overtime games ... Prior to the loss at No. 5 Duke last season, the last time the Hokies had lost a true road overtime game was Feb. 11, 2006, when Tech fell to Virginia, 81-77, in University Hall ... Tech is 3-6 all-time in overtime games against ranked teams ... Tech is 5-8 in double-overtime games and 1-2 in triple overtime games.

Getting There is Half the Battle

Erick Green is averaging 8.5 free throw attempts per game this season, best in the ACC ... Mason Plumlee of Duke gets to the charity stripe the second-most in the league, at 7.4 ftpg ... Green is shooting 81.2 percent from the line this season, while Plumlee is shooting 65.1 percent from the line.

Lots of Scoring in a Loss

The Hokies lost to NC State, 90-86, in overtime on Saturday ... That is the most points Tech has scored in a losing effort since a 104-100 double overtime loss to Maryland in Cassell Coliseum on Feb. 27, 2010 ... The last time Tech lost in single overtime or regulation while scoring more than 85 points was on Dec. 4, 2003 in a 94-92 overtime loss to Old Dominion in Cassell Coliseum.

Interesting Free Throw Note

In the Hokies' win over Wake Forest, Tech made eight of 16 free throw attempts, for 50 percent from the line ... The last time Tech shot 50 percent or worse from the line and won that basketball game came on Feb. 26, 2011 in Cassell Coliseum, when the Hokies made just eight of 19 attempts from the line and defeated No. 1 Duke, 64-60.

Improving on Good

Entering tonight's game, **Erick Green** is, statistically by scoring, the most improved player in the ACC ... Green averaged 15.6 points per game last season and has improved that to 25.3 ppg this season ... That is an increase of 9.7 ppg ... James Michael McAdoo of North Carolina has increased his scoring average this season, going from 6.1 ppg to 14.4 ppg, an increase of 8.3 ppg.

2x5 is Rare

In the loss at Clemson on Jan. 27, both **Cadarian Raines** and **Joey van Zegeren** fouled out of the game ... It marked the first time that two Hokies had fouled out of the same game since Terrell Bell and



Joey van Zegeren

Jeff Allen fouled out of a 73-57 loss at No. 3 Kansas State on Nov. 16, 2010 ... The last time two Hokies had fouled out of an ACC game was on Feb. 8, 2009, when Jeff Allen and Cheick Diakite fouled out of a 91-87 home win over NC State ... Raines and **C.J. Barksdale** both fouled out of the overtime loss at UNC on Feb. 2, but Raines fouled out in the extra period ... **Will Johnston** and **Marquis Rankin** both fouled out in the overtime loss at NC State, but Johnston fouled out in overtime.

No Freebies

In the overtime loss at North Carolina, **Erick Green** did not attempt a free throw ... It marked the first time this season and the first time since the loss at Clemson on March 1, 2012 ... It is just the seventh time in the last two seasons he did not attempt a free throw in a game ... Green leads the ACC with 8.6 free throw attempts per game.

The Hokies

Under James Johnson

VT outrebounds opponent.....	8-3
Opponent outrebounds VT	3-10
Rebounds are equal.....	0-1
VT leads at the half.....	7-4
VT trails at the half.....	4-9
Game is tied at the half.....	0-1
VT shoots 50% or better	3-1
VT outshoots opponent.....	11-3
Opponent outshoots VT	0-11
VT holds opp. under 40%.....	6-3
VT scores 100+ points.....	0-0
VT scores 90-99 points.....	3-0
VT scores 80-89 points.....	3-1
VT scores 70-79 points.....	2-5
VT scores 60-69 points.....	3-3
VT scores less than 60 points	0-5
Opponent scores 100+ points.....	0-0
Opponent scores 90-99 points.....	0-3
Opponent scores 80-89 points.....	2-2
Opponent scores 70-79 points.....	3-6
Opponent scores 60-69 points.....	4-3
Opp. scores less than 60 points.....	2-0
VT in games 5-or-fewer points or OT	3-5
VT at home.....	8-6
VT on the road	2-6
VT at a neutral site.....	1-2
Overtime games	2-2
VT against conference foes.....	2-10
VT on television/internet.....	10-14
VT vs. ranked teams (AP only).....	1-1
VT as a ranked team (AP only).....	0-0

Attendance Figures

Virginia Tech, like other ACC schools, announces total tickets distributed at home games ... That includes season tickets, individual game tickets and student tickets.

What's Up Next?

The Hokies continue this homestand on Sunday evening, as Tech hosts Florida State ... Tip time is 9 p.m. and the game will be televised by ESPNU and WatchESPN.

VT vs. The Conferences

ACC REGULAR SEASON.....	2-10
Atlantic Sun (ETSU)	1-0
Atlantic 10 (URI)	1-0
Big 12 (Oklahoma State, West Virginia).....	1-1
Big South (VMI)	1-0
Big Ten (Iowa).....	1-0
MVC (Bradley)	1-0
Mountain West Conference (Colorado State).....	0-1
Southern (UNCG, App. St., Ga. Southern)	2-1
SWAC (Miss. Valley State)	1-0
West Coast (BYU)	0-1
Total	11-14

Tying a Long-Held Mark

To open the 2012-13 season, **Erick Green** scored 20-or-more points in the first 12 games ... That tied the school record for games with consecutive 20-or-more points, set by Bob Ayersman in the 1958-59 season ... That was also the school record for most consecutive 20-plus point games at any time in a season at Virginia Tech ... In the win over Bradley in the semifinals of the Continental Tire Las Vegas Classic, Green scored a career-high 31 points, the first time in his career that he had scored 30-or-more-points in a game ... He set a new career high with 35 points in the loss to Virginia ... After snapping the streak in the loss at BYU, Green has scored 20-or-more points in 10 of the last 11 games, all ACC league games ... The Miami game, in which Green scored 30 points, was the third career game with 30-or-more points ... The NC State game was the 30th career game of 20-or-more points and in the overtime loss at UNC, the 81st time in his collegiate career that he has scored in double figures.

Johnson's Debut

The season-opening victory against ETSU was the debut of **James Johnson** as the head coach of the Hokies ... Johnson, a former assistant and associate head coach with the Hokies, was named to the position on May 2, 2012 ... Johnson is 1-1 against nationally-ranked teams ... He earned his first ACC victory in the overtime win at Georgia Tech and his first ACC home win over Wake Forest ... He brings with him 19 years of experience as an assistant coach ... He is the only new coach in the ACC this season ... For a full bio on Johnson, please see page 11 of this release.



James Johnson

Five Doubles is Rare

When **Marshall Wood** recorded his first career double-double in the overtime loss at NC State, he became the fifth Hokie to record a double-double this season (and the fourth to record his first career double-double this season) ... This is the first season since at least the 1989-90 season that five Hokies have recorded double-doubles in the same season.

All Together Now

When **Marquis Rankin** scored a career-high 10 points in the win over Mississippi Valley State, it marked the eighth different player to record a double-figure scoring game this season ... All eight scholarship players have now scored at least 10 points in a game this season.

Sharp Dressed Man

Sophomore **Adam Smith** has joined the Hokie program, but he must sit out this season after transferring from UNC Wilmington ... He will have three seasons of eligibility beginning next fall ... He is able to practice with the Hokies this season ... Smith has already made a name for himself for his natty attire on the bench at Virginia Tech home games.



Adam Smith

Beyer Stepped In Well

Christian Beyer had the best game of his short Virginia Tech (to date) career, as he scored three points and grabbed nine rebounds in 27 minutes of action in the overtime win over Bradley ... Beyer was forced into increased playing time when Marshall Wood suffered a fractured foot on Dec. 15 ... He also led the Hokies with two steals ... Beyer had played a combined 15 minutes in the first 10 games of the season ... Add in the 25 minutes he played in the loss to Colorado State and Beyer averaged 26.0 minutes and 6.5 rebounds per game in Las Vegas ... In the loss at BYU, Beyer scored a career-high nine points and grabbed a career-high 11 rebounds ... He had six points and seven rebounds in the loss at Maryland and six points and eight rebounds in the loss to Boston College ... He has grabbed 55 of his 57 rebounds in his last 12 appearances.



Christian Beyer

Comfortable at the Line

Erick Green enters tonight's game shooting 80.0 percent from the free throw line for his career ... He is tied with Brian Chase in eighth place in career free throw shooting percentage at Virginia Tech ... Green, along with junior wing **Jarell Eddie**, combined for 84.2 percent from the free throw line last season ... Eddie is 82.7 percent from the line in his career, but does not have enough free throw attempts to qualify for the list ... Eddie's 86.8 percent from the line last season was the fifth-best season in Tech history ... This season, the duo is a combined 235-286 from the line, good for 82.2 percent.

It's Been A While

With his career-high 10 assists in the loss at West Virginia, **Erick Green** posted the first double-digit assist total by a Hokie since Malcolm Delaney had 10 assists in the NIT loss to Baylor on March 21, 2009 ... That was the second of Delaney's two 10-assist games.

Finally a Two

Sophomore walk-on **Will Johnston** has earned significant playing time this season and a lot has been his three-point shooting ... In Johnston's career, he has made 18 field goals and all but one of them have been three-pointers ... He hit a career-high three, three-pointers in the win over VMI, for a career-high nine points in a then-career-high 19 minutes of action ... He equalled the number of threes in the next game, as he hit three, three-pointers in the first half of the win at UNCG ... In the loss to Boston College, Johnston attempted his first two-pointer of the season and later in the game, made his first two-point field goal of the season ... Johnston played a career-high 22 minutes in the home loss to Maryland ... Johnston hit a pair of three-pointers in the loss to Georgia Tech ... Johnston earned his first career start at Virginia and started again at NC State.

Big Difference

In the overtime loss at NC State, Virginia Tech attempted seven free throws and NC State attempted 43 free throws ... The 43 free throws for NC State is the most by a Virginia Tech opponent since Tech joined the ACC in the 2004-05 season ... The difference of 36 free throws is also the most since Tech joined the ACC ... The school record for most free throws attempted by an opponent is 61, by NC State on Dec. 12, 1970 ... NC State's 43 free throw attempts are the most by an ACC team this season, one more than Virginia Tech's 42 attempts in the win at UNC Greensboro.

Hot Shooting, Wrong Outcome

Virginia Tech shot 51.8 percent from the field in the loss to Boston College, including 64.3 percent in the second half ... That is the first time the Hokies shot at least 50 percent from the field in a game and lost since Jan. 29, 2009, when the Hokies shot 50.8 percent from the field in an 86-82 loss in Cassell Coliseum to No. 12 Clemson ... The last time the Hokies shot better than 51.8 percent from the field in a game in which they lost was on Feb. 9, 2008, a 74-71 loss to Miami.

Stingy with the Ball

Erick Green enters tonight's game with 307 assists and just 159 turnovers in his career ... Each of the last two seasons, Green has had at least 40 more assists than turnovers and has more assists than turnovers in each of his first three seasons ... He has more twice the number of assists as turnovers this season ... This season, Green has 102 assists to just 50 turnovers.

Hokies' All-Time Record

Virginia Tech is now 1355-1122 all-time in collegiate basketball, good for a .547 winning percentage ... This is the Hokies' 104th season of men's basketball.

That's a Low Percentage

When the Hokies held Mississippi Valley State to just 13.8 percent from three-point range, it marked the fifth time this season that Tech had held its opponent to under 20.0 percent from behind the three-point arc ... The last time the Hokies held an opponent to less than 15.0 percent from three-point range was on March 1, 2012, when Clemson went 0-10 from behind the arc ... Tech also held the Delta Devils to 25.7 percent from the field, the first time Tech has held an opponent to under 30.0 percent from the field since holding Eastern Michigan to 28.1 percent from the field on Dec. 22, 2011.

Doubles from the Wing

Jarell Eddie recorded his second double-double of the season with 15 points and 12 rebounds in the win over No. 15/17 Oklahoma State ... In doing so, that marks the most double-doubles in a season by a Virginia Tech wing or back court player since A.D. Vassallo recorded three double-doubles in the 2008-09 season (Malcolm Delaney recorded two double-doubles that same season) ... The most double-doubles recorded by a Tech wing player in a single season since the Hokies joined the ACC in the 2004-05 season is six, by Deron Washington in the 2007-08 season ... **Erick Green** recorded his first career double-double in the loss at West Virginia, with 23 points and a career-high 10 assists.

Doubles in Threes

Tech made 14 three-point field goals in the win at UNC Greensboro which is the most threes for the Hokies in a game since the team joined the BIG EAST in 2000 and subsequently, the ACC in 2004 ... The Hokies set the school record with 16 threes against Marquette on Jan. 7, 1989 ... In the overtime loss at NC State, the Hokies made 11 three-pointers, the most in an ACC game this season and the most in an ACC game for the Hokies since Tech made 11 three-pointers in a 74-73 overtime win over Georgia Tech on Feb. 18, 2012 ... Tech made 10 three-pointers in the loss to No. 14/15 Miami, the most in a regulation ACC game since making 13 threes in an 82-68 loss to No. 8 North Carolina in Blacksburg on Jan. 19, 2012.

500-Plus in the Cassell

The Hokies have a 526-163 overall record in Cassell, good for a .763 winning percentage ... Tech is 8-6 in Cassell Coliseum this season ... Tech was 11-7 last season and was 12-4 in Cassell the season before, the 50th year for the arena ... The win over Florida State on Jan. 8, 2011, was the 500th victory in the building ... The win over FSU in 2008 marked the Hokies' 600th game played in Cassell Coliseum ... Tech defeated Rhode Island, 86-63, on Nov. 20, 2002, in its 500th game in the arena ... Tech has had just one break-even home season and one losing season in Cassell Coliseum ... The 17 victories for the Hokies at home in the 2009-10 season set a new Cassell Coliseum and school record.

Less Than 50

Virginia Tech defeated Mississippi Valley State, 70-49 ... The 49 points scored is the fewest the Hokies have allowed an opponent this season and the fewest since a 48-47 loss at No. 20 Florida State on Feb. 16, 2012 ... The last time the Hokies limited an opponent to fewer than 50 points and won was a 47-45 win over No. 15 Virginia on Jan. 22, 2012 in John Paul Jones Arena.

They Are Free, After All

In the win at UNCG, **Erick Green** made all 16 of his free throw attempts ... That is the second-best performance at the line in Tech history ... Rod Wheeler made all 18 of his attempts against Richmond on Dec. 28, 1990 ... Green made 37 free throw attempts earlier this season ... In the win at UNCG, **Jarell Eddie** made nine of his 10 attempts ... Tech was 34-of-42 from the line in that game, shooting 81.1 percent ... In the win over Iowa, the Hokies were 27-30 from the line, for 90.0 percent and in the win over No. 15/17 Oklahoma State, Tech was 27-33 from the line, for 81.1 percent and in the loss at West Virginia, Tech made eight of 10 attempts (80.0 percent).

Green was Honored

Erick Green was named the ACC Co-Player of the Week, for the week ending Dec. 3 ... This was the second-consecutive week he earned the award, as he had shared the award the previous week ... He led the Hokies to a pair of home wins, over Iowa and No. 15/17 Oklahoma State ... He was named the National Player of the Week, for the week ending Dec. 2, in SI.com's Seth Davis' Fast Break ... He was also named the College Hoops Player of the Week by NBCSports.com's CollegeBasketballTalk column.

TOP INDIVIDUAL PERFORMANCES

VIRGINIA TECH

Points

35	Erick Green vs. Virginia
31	Erick Green vs. Bradley
30	Erick Green vs. Miami
29	Erick Green vs. Maryland
29	Erick Green at NC State
28	Jarell Eddie at UNCG
28	Erick Green vs. Oklahoma State
28	Erick Green vs. Georgia Southern
28	Erick Green at Maryland
28	Erick Green at Georgia Tech
28	Erick Green vs. Georgia Tech
27	Erick Green vs. App. State
26	Erick Green at UNCG
26	Erick Green vs. Colorado State
25	Erick Green vs. URI
25	Erick Green at Clemson

Rebounds

16	Marshall Wood at NC State
13	Cadarian Raines at Maryland
13	Cadarian Raines vs. Wake Forest
12	Cadarian Raines vs. URI
12	Jarell Eddie vs. Oklahoma State
11	Marshall Wood at UNCG
11	Christian Beyer vs. BYU
10	Jarell Eddie vs. ETSU
10	Cadarian Raines vs. VMI
10	Jarell Eddie vs. MVSU
10	C.J. Barksdale at Georgia Tech

Assists

10	Erick Green at West Virginia
9	Erick Green vs. Boston College
8	Erick Green at NC State
6	Erick Green vs. ETSU
6	Erick Green vs. VMI
6	Erick Green at UNCG
6	Robert Brown vs. App. State
6	Erick Green vs. BYU
5	thrice

Steals

3	Erick Green vs. VMI
3	Jarell Eddie vs. Iowa
3	Marquis Rankin at Maryland
3	Marquis Rankin vs. Virginia
3	Marquis Rankin at North Carolina
3	Erick Green vs. Maryland
2	18 times

Blocks

5	Cadarian Raines vs. Maryland
4	Marshall Wood vs. URI
4	Cadarian Raines vs. Wake Forest
3	Jarell Eddie at UNCG
3	C.J. Barksdale at West Virginia
3	Joey van Zegeren vs. MVSU
3	Cadarian Raines vs. Bradley
3	Jarell Eddie vs. Georgia Tech
2	10 times

OPPONENTS

Points

42	Tyler Haws, BYU
28	Milton Jennings, Clemson (A)
26	Ryan Anderson, Boston College
26	Joe Harris, Virginia (A)
25	Trevis Simpson, UNCG
25	Shane Larkin, Miami (H)

Rebounds

16	Richard Howell, NC State
15	Travis McKie, Wake Forest (H)
14	Milton Jennings, Clemson (A)
12	Kelvin McNeil, UNCG
12	Kevin Noreen, West Virginia
11	Marcus Smart, Oklahoma State
11	Daniel Miller, Georgia Tech (A)
11	James Padgett, Maryland (H)
10	Aaron White, Iowa
10	Matt Smith, MVSU
10	Erick Ferguson, Georgia Southern
10	Pierce Hornung, Colorado State
10	Devin Booker, Clemson (A)
10	Reggie Johnson, Miami (H)
10	James Michael McAdoo, North Carolina

Assists

7	Roy Devyn Marble, Iowa
7	Lorenzo Brown, NC State
6	Marcus Smart, Oklahoma State
6	Wes Eikmeier, Colorado State
6	Dorian Green, Colorado State
6	Pe'Shon Howard, Maryland (A)
6	Joe Rahon, Boston College
6	Jontel Evans, Virginia (H)
6	Justin Anderson, Virginia (H)
6	Jontel Evans, Virginia (A)
5	five times

Steals

5	Olivier Hanlan, Boston College
4	Evan Nolte, Virginia (H)
3	Nathan Healy, App. State
3	Tyshon Pickett, Bradley
3	Shane Larkin, Miami (H)
3	Lorenzo Brown, NC State
2	18 times

Blocks

4	Matt Smith, MVSU
4	Daniel Miller, Georgia Tech (A)
4	Milton Jennings, Clemson (A)
3	D.J. Covington, VMI
3	Adam Woodbury, Iowa
3	Devin Booker, Clemson (A)
3	Julian Gamble, Miami (H)
3	Scott Wood, NC State
2	16 times

Coaching Starts at Tech

James Johnson began his head coaching career at Virginia Tech by winning his first seven games ... He was the fourth head coach in Virginia Tech history to jump out to at least a 7-0 start and the first since Monk Younger in the 1920-21 season to do so ... Here is a list of all of the Tech coaches that have achieved that mark:

Branch Bocock (1909-11).....	19-0
<i>(11-0 in his first season, 19 straight wins)</i>	
H.P. Sanborn (1916-17)	11-0
Monk Younger (1920-21)	8-0
James Johnson (2012-13)	7-0

Green Gaining Notice

Erick Green is gaining notice for his strong play this season ... He was named a finalist for the Bob Cousy Award, given to the nation's best point guard ... He also is on the John R. Wooden Award's Midseason Top 25 list ... The Wooden Award is given annually to the nation's best player.

Points for Pondering

Led VT in Scoring: Green (23), Eddie (2)
Double Figure Scoring Games: Green (25), Eddie (16), Brown (12), Raines (7), Barksdale (4), van Zegeren (2), Wood (2), Rankin (1)
40-point Games: none
30-39-point Games: Green (3)
20-29-point Games: Green (22), Eddie (3), Brown (1)
Led VT in Rebounding: Raines (10), Barksdale (7), Eddie (6), Beyer (3), Green (3), Wood (3)
Double Figure Rebounding Games: Raines (4), Eddie (3), Wood (2), Beyer (1), Barksdale (1)
Led VT in Assists: Green (17), Brown (7), Eddie (2), Rankin (1), Raines (1), Barksdale (1)
Double Figure Assist Games: Green (1)
Double-Doubles: Raines (2), Eddie (2), Green (1), Barksdale (1), Wood (1)
Most Points in a Half: 51 (2nd vs. UNCG)
Fewest Points in a Half: 18 (1st vs. GT)
Most Points Allowed in a Half: 56 (1st vs. BYU)
Fewest Points Allowed in a Half: 20 (2nd vs. Bradley)
Largest Lead: 31 pts. (86-51 vs. VMI)
Largest Deficit: 38 pts. (47-85, vs. Colorado St.)
Largest Margin of Victory: 19 pts. (69-50 vs. URI)
Largest Margin of Defeat: 36 pts. (52-88 vs. Colorado State)
Largest Deficit Overcome in a Victory: 13 pts. (10-23, vs. Bradley)
Largest Lead Lost in a Loss: 12 pts. (28-16 vs. Miami & 12-0 at UNC)
Largest Halftime Lead: 16 pts. (46-30 vs. VMI)
Largest Halftime Deficit: 19 pts. (18-37 vs. GT)
Average Margin of Victory: 11.5 ppv
Average Margin of Defeat: 13.1 ppp
** - Includes ties*

2012-13 Starters

Green, Brown, Eddie, Barksdale, Raines.....	10-7
Green, Rankin, Eddie, Barksdale, van Zegeren.....	1-1
Green, Brown, Johnston, Barksdale, Raines	0-2
Green, Brown, Eddie, Raines, van Zegeren	0-2
Green, Rankin, Eddie, Barksdale, Raines.....	0-2

Where to Find It

Many Virginia Tech men's basketball facts are available on hokiesports.com ... Below is a listing of URLs that may be helpful to the media.

The Last Time:

<http://www.hokiesports.com/lasttime.html>

Tech's all-time games against ranked opponents:

<http://www.hokiesports.com/mbasketball/rankedopp.html>

Opponent History:

<http://www.hokiesports.com/mbasketball/opponents.html>

Past Schedules:

<http://www.hokiesports.com/mbasketball/pastschedules.html>

All-time overtime games:

<http://www.hokiesports.com/lasttime.html> go to men's basketball and toggle the "Show Only OT Games" button

The Last Time page is customizable to search a wide range of topics.

Player bio pages have career highs, multiple splits and career game-by-game stats.

What is a Hokie?

That's the most frequently asked question regarding Virginia Tech athletics ... The answer leads all the way back to 1896 when Virginia Agricultural and Mechanical College changed its name to Virginia Polytechnic Institute ... With the change came the necessity for writing a new cheer and a contest for such a purpose was held by the student body ... Senior O.M. Stull won first prize for his "Old Hokie" yell which still is used today ... Later, when asked if "Hokie" had any special meaning, Stull explained the words he used had no hidden or symbolic meaning, but had been thought up in an effort to get attention ... Hokie soon became a nickname for all Tech teams and for those people loyal to Tech athletics.

Our Name, Please

When referring to Virginia Tech, we ask that you please leave it at that - Virginia Tech ... Virginia Tech University is not now and never has been a name for the school ... The official name of the university is Virginia Polytechnic Institute and State University ... "Vah Tech", VPI, VPI&SU, VPI and SU and Va. Tech are also not recognized names and should not be used ... VT is acceptable as a shortened, agate form ... When referring to the school by its nickname, please use "Hokies" ... Your help in these matters is appreciated.

Virginia Tech Athletics Communications

ON THE INTERNET

www.hokiesports.com

The official Web site of Virginia Tech athletics provides media and fans with schedules, results, rosters, bios, statistics, general releases and game notes on the Hokies.



The Gameday section has live stats, radio and television coverage information and other pertinent information. This section is for home games only.

hokiesports.com/media

A media-only Web site is designed to make the media's job easier. Here you will find high-resolution, color mug shots of every Hokie basketball player and coach available to download. Please contact the Athletics Communications Office for access to this media-only site.

Twitter

Follow the Hokies on Twitter @VT_MBBall.

www.theacc.com

Updated standings, results, schedules, statistics and notes are posted each week during the season.

Virginia Tech Media Policies

Following each Virginia Tech men's basketball road game, head coach **James Johnson** will address the team in the locker room ... Following a 5-10 minute period, he will leave the locker room to do his radio interviews ... At this time, 3-4 Virginia Tech players will be available in the hall outside the team locker room, or in an area designated by the host SID ... This area will NOT be the post-game interview room ... This will be the only availability for Virginia Tech players post-game ... Following Coach Johnson's radio interview, he will proceed directly to the post-game interview room and make his post-game remarks to the media there ... Players will not be available in the locker room area following Coach Johnson's post-game interviews.

How To Say It

Cassell Coliseum Castle
 Cadarian Raines.....suh-DARE-ee-un
 Christian BeyerBYE-ur
 Jarell Eddie.....ju-RELL
 Joey van Zegerenvan ZEG-grin
 Kurt Kanaskiekuh-NAS-key
 Mark ByingtonBYE-ee-ton
 Marquis Rankin.....mar-KEES
 Ramon Williams.....RAY-mon

WHO TO CONTACT

Request for Interviews

Men's Basketball ACO

Bill Dyer
 (540) 231-8852 - office
 (540) 998-5906 - cell
 wdyer@vt.edu

Secondary Contact

Rachel Perreault
 (540) 231-2228 - office
 (603) 767-6492 - cell
 rachelp5@vt.edu

Requests for Photos

Director of Photography

Dave Knachel
 (540) 231-1838
 dknachel@vt.edu



Bill Dyer
 Associate Director of
 Athletics Communications



Rachel Perreault
 Assistant Director of
 Athletics Communications

A New Way To Watch

Several Virginia Tech basketball games will be available via internet streaming, free of charge ... Here is a list of the games that were shown on ESPN3 and WatchESPN app.

ESPN3 EXCLUSIVE

Nov. 10	vs. ETSU
Nov. 12	vs. Rhode Island
Nov. 15	vs. St. Bonaventure
Nov. 19	at UNC Greensboro
Dec. 1	vs. Oklahoma State
Dec. 10	vs. Miss. Valley State
Dec. 15	vs. Georgia Southern

*. All games shown over the air on ESPN, ESPN2, ESPNU, RSN and the ACC network will also be shown on ESPN3 or the WatchESPN app.

In the Cassell in the ACC

Virginia Tech is 108-40 in Cassell Coliseum as a member of the ACC ... Here is a year-by-year breakdown.

	Regular	Post	Overall
2004-05	12-3	1-0	13-3
2005-06	10-7	0-0	10-7
2006-07	13-2	0-0	13-2
2007-08	12-2	2-1	14-3
2008-09	9-5	1-1	10-6
2009-10	15-1	2-1	17-2
2010-11	11-3	1-1	12-4
2011-12	11-7	---	11-7
2012-13	8-6	---	8-6
Totals	101-36	7-4	108-40

Tobacco Road

Saturday was the Hokies second trip to "Tobacco Road" for a game in two weeks ... This season, Tech will play road games at North Carolina, NC State, Duke and Wake Forest for the first time since the 2010-11 season and just the second time since joining the ACC in the 2004-05 season.

90 and 80

Virginia Tech won consecutive games, 95-80 over VMI and 96-87 at UNC Greensboro ... This was the first time since Feb. 13 and 15, 2011 that Tech has scored 90-or-more points in back-to-back games ... This was also the first time since Dec. 10 and 17, 1989 that the Hokies allowed opponents 80-or-more points in back-to-back victories ... Tech scored 96 points in the win, the first time that the Hokies had scored that many points in a true road game since defeating Liberty, 101-70, in Lynchburg on Jan. 28, 1995 ... The 87 points for UNCG are the most points scored by an opponent in a true road game Tech victory since Dec. 28, 1993, when Tech defeated Florida Atlantic, 115-87, in Boca Raton, Fla. ... Tech scored at least 80 points in five consecutive games from Nov. 15 through Dec. 1 ... That was the first time Tech had scored at least 80 points in five consecutive games since Dec. 5 through 19, 1987, when Tech won five straight games by those numbers.

Building Makes it Better?

A case can be made that the Hokies have shown marked improvement in many areas of their game since moving into the Hahn Hurst Basketball Practice Facility in August 2009 ... One such improvement comes to the forefront ... In the six years before the opening of the practice facility, the Hokies shot a combined 66.2 percent from the free throw line ... Since the opening of the facility, the Hokies are shooting 72.1 percent from the free throw line.

VT App

Virginia Tech basketball game broadcasts can be heard throughout the mid-Atlantic region on a network of radio stations and on SiriusXM Satellite radio ... Fans can also follow the action of the Virginia Tech IMG Sports Network on their iPhone, Android and BlackBerry devices ... The official mobile application of Virginia Tech athletics offers easy and instant access to up-to-the-minute news, scores, live game play-by-play, stats, schedules and rosters, streaming audio and more.

The free mobile application will include access to the following features:

- HEADLINES
- LIVE GAME SCORING FROM GAMETRACKER (SUBJECT TO GAMETRACKER AVAILABILITY)
- PREVIOUS GAME AND NEXT GAME SCHEDULES AND SCORES
- LIVE SCORING UPDATES
- PLAY-BY-PLAY COVERAGE
- PLAYER AND TEAM STATS
- BOX SCORE
- ON-DEMAND VIDEO (SUBJECT TO VIDEO AVAILABILITY)
- SCHEDULES AND SCORES
- ROSTERS
- IN-APP ALERT SYSTEM
- SHARING VIA EMAIL AND FACEBOOK

He's Legendary

Former Virginia Tech standout Ace Custis has been named to the 2013 ACC Men's Basketball Legends Class ... Custis was the central figure for the Hokies' 1995 National Invitation Tournament (NIT) championship team ... He was a four-year starter at power forward for the Virginia Tech teams of coach Bill Foster ... He led the Hokies to a record of 81-42, including the championship of the 1995 NIT and a 1996 appearance in the NCAA Tournament ... Custis still ranks 10th on the Virginia Tech career list for points scored (1,706), 6th in field goals made (660), 5th in career rebound average (9.5) and 7th in career steals (199) ... He is one of only three players in Virginia Tech history to surpass the 1,500 mark in both points and rebounds ... He is one of just four Tech players to have their jersey's retired and was inducted into the Virginia Tech Sports Hall of Fame in 2007.

300 and Counting

The Hokies have hit at least one three-pointer in every game since joining the ACC in the 2004-05 season ... Tech has now hit a three in 328 consecutive games, the most in school history ... Since the three-point arc was added to college basketball for the 1986-87 season, the Hokies have hit at least one three in all but three games ... The last time that the Hokies did not record a three-point field goal in a game was at Providence on Feb. 1, 2003.

Tech Talk Live

Tech Talk LIVE!, Presented by Geico is broadcast every Monday night at Bull & Bones Brewhaus and Grill at the First and Main complex in Blacksburg.

The radio program airs from 7-8 p.m. in front of a live audience, and can be heard on Virginia Tech IMG Sports Network radio affiliates throughout the region and on-line through Hokies All-Access.

Coach James Johnson appears on the program. Fans are encouraged to attend and can submit a question or comment via hokiesports.com



Radio Network

2011-12 Virginia Tech IMG Sports Network

Abingdon	WFHG-FM	92.7 FM
Blacksburg	WBRW-FM	105.3 FM
Blackstone	WBBC-FM	93.5 FM
Bluefield, WV	WKOY-FM	100.9 FM
Bluefield, WV	WKEZ-AM	1240 AM
Bristol	WFHG-AM	980 AM
Charlottesville	WKAV-AM	1400 AM
Clifton Forge, Va	WJVR-FM	101.9 FM
Clincho	WDIC-AM	1430 AM
Clintwood	WDIC-FM	92.1 FM
Chatham/Gretna	WMNA-FM	106.3 FM
Galax	WWWJ-AM	1360 AM
Gate City	WGAT-AM	1050 AM
Harrisonburg	WSIG-FM	96.9 FM
Jacksonville, NC	WAVQ-AM	1400 AM
Lebanon	WLRV-AM	1380 AM
Luray	WMXH-FM	105.7 FM
Lynchburg	WLNI-FM	105.9 FM
Marion	WOLD-FM	102.5 FM
Martinsville	WMVA-AM	1450 AM
Morningside, MD	WHFS-AM	1580 AM
New Bern, NC	WWNB-AM	1490 AM
New Bern, NC	WWNB-FM	103.9 FM
Norfolk	WNIS-AM	790 AM
Onley	WESR-AM	1330 AM
Onley	WESR-FM	103.3 FM
Richmond	WRNL-AM	910 AM
Richmond*	WRVA-AM	1140 AM
Roanoke	WSNV-FM	93.5 FM
Staunton	WTON-AM	1240 AM
Tazewell	WKQY-FM	100.1 FM
Warsaw	WNNT-FM	107.5 FM
Warsaw	WNNT-AM	690 AM
Washington, DC	WJFK-FM	106.7 FM
White Stone	WIGO-FM	104.9 FM
Winchester	WINC-AM	1400 AM
Wytheville	WXBX-FM	95.3 FM

Erick Green has scored in double figures in an ACC-best 28 consecutive games

Welcome Back

The weekend of Dec. 14 and 15, the Hokies hosted the Men's Basketball Alumni Weekend ... The two-day event featured a wide range of events for the returning former players, including tours of facilities, receptions and a dinner on the court of the Hahn Hurst Basketball Practice Facility following the game against Georgia Southern ... The returning players were recognized at halftime of the game ... More than 50 former players attended, including former All-Americans Howard Pardue and Bimbo Coles, along with retired jersey honoree Ace Custis and Les Henson, famous for the "Henson Heave" shot to defeat Florida State in 1980.

Welcoming Back Old Foes

The Hokies welcomed back two traditional rivals to the schedule ... Tech defeated VMI, 95-80, on Nov. 15 in a rivalry that dates back to 1909 and lost to West Virginia in Morgantown, 68-67, on Dec. 8 ... Tech and WVU first met in basketball in 1921 and have played 75 times since then ... The teams last met in the 2003-04 season, the Hokies' last season as a member of the BIG EAST Conference.

The State We're In

With the loss at Virginia on Feb. 12, Virginia Tech is 421-307 (.578) all-time against schools from Virginia ... Tech is 1-2 this season and was 2-1 against state schools last year ... The Hokies have played 14 schools from the state ... With the win over Norfolk State on Dec. 11, 2011, the only state Division I school that Tech has not played is Hampton ... Tech holds winning records against 10 of the schools and even records against two others.

November Wins

The Hokies were 6-0 in games played in the month of November, marking the most wins by a Tech team in November ... The previous high was five wins in both the 2011-12 season and the 2005-06 season ... A disclaimer should be added, noting that the allowable start of the basketball season was moved up beginning with the 2004-05 season ... Prior to that, schedules could not begin before Thanksgiving weekend.

Win 10

With Virginia Tech's win over Boston College last season, it marked the ninth straight season that the Hokies had won at least 10 home games ... Tech's longest streak of 10-or-more home victories is 11 consecutive seasons, from 1975-76 through the 1985-86 season ... Tech is 8-5 in Cassell Coliseum so far this season.

Coming Next Year

Virginia Tech has announced the signing of four players to national letters of intent ... Donte Clark, a 6-4 guard from Charlotte, N.C., Ben Emelogu, a 6-5 guard from Grand Prairie, Texas, Maurice Kirby, a 6-9 forward from Chandler, Ariz., and Trevor Thompson, a 6-10 forward from Indianapolis, Ind., all signed with the Hokies on Nov. 14 and will join the program in the fall of 2013.

VT Free Throws Made

Here is where **Erick Green** stands on the list of free throws made list at Virginia Tech.

Season Free Throws Made

1. Malcolm Delaney (2009-10)..... 230
2. Malcolm Delaney (2008-09)..... 225
3. Bimbo Coles (1987-88)..... 200
4. Sumner Tilson (1950-51) 191
5. Malcolm Delaney (2010-11)..... 181
6. **Erick Green (2012-13)..... 173**

Won't Get Lost

Two of the new assistants this season, **Ramon Williams** and **Mark Byington**, won't have to ask for too many directions around town ... Williams is a native of Roanoke and played collegiately at VMI, while Byington was raised in Salem and lived in Blacksburg for a short time ... Williams and his twin brother, Damon, have remained very active in the Roanoke community through the years ... New video coordinator, **Winston Curry**, is also a Roanoke native.

Erick Green has three games of 30-or-more points this season, the most by a Hokie since Malcolm Delaney had three such games in the 2010-11 season.

Jarell Eddie's five-for-five from three-point range in the win at UNCG is the best three-point shooting performance in the ACC this season.

VT Senior Free Throws Made

Here is where **Erick Green** stands on the list of senior free throws made list at Virginia Tech.

Senior Season Free Throws Made

1. Malcolm Delaney (2010-11)..... 181
2. **Erick Green (2012-13)..... 173**

VT Sr. Season Scoring Averages

Here is where **Erick Green** stands on the list of senior single-season scoring averages at Virginia Tech.

Senior Season Scoring Average

1. Bimbo Coles (1989-90)..... 25.3
- Erick Green (2012-13)..... 25.3**
3. Dell Curry (1985-86)..... 24.1
4. Allan Bristow (1971-72)..... 25.0
5. Bryant Matthews (2003-04)..... 22.1

OT, Baby

So far this season, there have been six overtime games involving ACC teams ... Virginia Tech has played in four of them .. Tech's win at Georgia Tech, loss at North Carolina and loss at NC State are the only ACC conference games to go to overtime this season.

VT Season Scoring Averages

Here is where **Erick Green** stands on the list of single-season scoring averages at Virginia Tech.

Single Season Scoring Average

1. Bimbo Coles (1988-89)..... 26.6
2. Bob Ayersman (1958-59)..... 26.5
3. Bimbo Coles (1989-90)..... 25.3
- Erick Green (2012-13)..... 25.3**
5. Allan Bristow (1971-72)..... 25.0

All-Time Scoring

Here is a list of the names **Erick Green** is approaching on the list of all-time leading scorers in Virginia Tech history.

Career Points

11. Jeff Allen..... 1,702
12. Wally Lancaster..... 1,696
13. Bryant Matthews 1,656
14. Bill Matthews 1,652
15. Chris Smith 1,635
- 16. Erick Green 1,574**

NCAA Stats

As of Feb. 17 in official NCAA statistics, **Erick Green** leads the nation in points per game and is 85th in assist/turnover ratio.

Compare & Contrast

VT	DU
71.4.....Points	78.1
73.7.....Points Allowed	65.1
42.0%.....FG%	47.2%
41.9%.....FG% Defense	41.4%
32.5%.....3FG%	40.4%
32.6%.....3FG% Defense	30.3%
70.1%.....FT%	71.7%
37.5.....Rebounds	34.8
-1.2.....Rebound Margin	-0.9
10.7.....Assists	15.2
12.1.....Turnovers	11.2
4.3.....Steals	7.0
4.2.....Blocks	4.2

Career Double-Doubles

2008-09 Season

No active players

2009-10 Season

No active players

2010-11 Season

No active players

2011-12 Season

Jarell Eddie (1)

vs. BYU (12 pts./14 rebs.)*

2012-13 Season

Jarell Eddie (2)

vs. ETSU (17 pts./10 rebs.)

vs. Oklahoma State (15 pts./12 rebs.)

Cadarian Raines (2)

vs. Rhode Island (10 pts./12 rebs.)*

vs. VMI (14 pts./10 rebs.)

Erick Green (1)

at West Virginia (23 pts./10 ast.)*

C.J. Barksdale (1)

at Georgia Tech (11 pts./10 reb.)

Marshall Wood (1)

at NC State (14 pts./16 reb.)*

* - career highs at the time

Making Their Debuts

James Johnson is the 13th person to make their collegiate head coaching debut as a head coach at an Atlantic Coast Conference school ... The first was Horace "Bones" McKinney at Wake Forest in 1957 ... Among the others on this list are Jeff Jones, Vic Bubas, Bill Guthridge and the legendary Dean Smith ... One of the 12 other coaches, Sidney Lowe at NC State in 2006, had been an NBA head coach prior to making his collegiate debut.

Erick Green has scored in double figures in 56 of his last 57 games.

Virginia Tech Streaks

	Total	Home	Road	Neutral
Overall	Lost 8	Lost 4	Lost 4	Lost 3
ACC*	Lost 8	Lost 4	Lost 4	---
Non-Conference	Lost 2	Lost 1	Lost 1	Lost 3

* - regular season games only

Longest winning streak this season 7, 11-10 thru 12-1
 Longest losing streak this season 8, current

Hokies in ACC Stats

INDIVIDUALS

	All	ACC
Scoring		
Erick Green	1st	1st
Jarell Eddie	17th	---
Rebounding		
Cadarian Raines	12th	10th
Jarell Eddie	16th	24th
Field Goal Percentage		
Erick Green	7th	7th
Assists		
Erick Green	6th	6th
Free Throw Percentage		
Erick Green	3rd	9th
Steals		
Erick Green	T 6th	---
3-pt. FG Percentage		
Erick Green	---	4th
3-pt. FG Made		
Erick Green	T 8th	7th
Blocked Shots		
Cadarian Raines	T 9th	T 7th
Assist/TO Ratio		
Erick Green	5th	3rd
Offensive Rebounds		
Cadarian Raines	4th	4th
Minutes Played		
Erick Green	1st	1st

TEAM

	All	ACC
Scoring Offense	4th	7th
Scoring Defense	12th	12th
Scoring Margin	11th	12th
Free Throw Percentages	5th	9th
Field Goal Percentages	11th	10th
Field Goal % Defense	9th	7th
3-pt. FG Percentage	10th	8th
3-pt. FG% Defense	7th	8th
Rebounding Margin	11th	10th
Blocked Shots	9th	9th
Assists	12th	11th
Steals	12th	12th
Turnover Margin	11th	11th
Assist/TO Ratio	10th	9th
Offensive Rebounds	3rd	T 3rd
Defensive Rebounds	7th	7th



Through 2-20-2013

On This Date

Virginia Tech is 18-16 all-time in games played on Feb. 21 ... Tech has lost its last three games on this date, most recently a 61-59 loss to No. 25 Virginia in Cassell Coliseum last year ... Tech is 13-6 in home games on this date ... Tech is 1-3 in ACC games on this date ... The Hokies are 0-1 against Duke on this date ... Tech is 4-6 against teams currently in the ACC on this date ... Tech is 153-152 on Thursdays all-time and 1-2 on Thursdays this season.

Erick Green's 16-for-16 from the free throw line in the win over UNCG is the fourth-best performance at the charity stripe in ACC history.

Erick Green is averaging an ACC-best 8.5 free throw attempts this season.

Head Coach James Johnson

James Johnson begins his first season as Virginia Tech's head men's basketball coach. Director of Athletics Jim Weaver named Johnson to the position on May 1, 2012.

On Nov. 10, 2012, in his first game as a collegiate head coach, Johnson picked up his first head coaching victory, an 80-62 win over East Tennessee State in Cassell Coliseum. Johnson is now 11-14 as head coach of the Hokies. He is 1-1 against nationally-ranked teams. He earned his first career ACC victory in the overtime win at Georgia Tech and earned his first home ACC victory against Wake Forest.

No stranger to the Hokie Nation, Johnson spent the last five seasons on the men's basketball staff at Virginia Tech. He was an assistant coach from 2007-2011 before being promoted to associate head coach prior to last season. He had accepted an assistant coaches' position at Clemson on April 13 of this year, but returns to Blacksburg to take over the reins of the men's basketball program.

"I am very pleased to welcome James Johnson as the new head men's basketball coach at Virginia Tech," Weaver said. "He is an individual with 19 years

of coaching experience, who has spent the last five years here at Virginia Tech. He knows and has recruited most of our current players. We believe that he is the right person at this moment in time."

Johnson joined the Hokies following two seasons as an assistant at George Mason. While at Mason, he focused on organizing the team's defensive efforts in practice and games. The Patriots were a combined 45-23 in his two seasons and advanced to the 2006 NCAA Final Four.

Before GMU, Johnson spent two seasons as an assistant coach at Penn State. He was the recruitment coordinator for the Nittany Lions. Prior to Penn State, Johnson had a one-year stint as an assistant at the College of Charleston and he spent two years as an assistant at Elon.

"Virginia Tech and the Hokie Nation have a special place in my heart and I am blessed and excited for the opportunity to become the head basketball coach," Johnson said. "I look forward to working with a great group of young men and moving forward with this program."

Johnson, a native of Powhatan, Va., was a four-year player and three-year starter at Ferrum College. A three-time



Defensive Player of the Year, he helped guide his team to two conference championships and a berth in the NCAA Division III Tournament. He was also voted his team's Most Valuable Player in 1993. In 2001, Johnson was selected as one of the Top 10 players in Ferrum basketball history. In September of 2009, Johnson was elected into the Ferrum College Athletic Hall of Fame.

After graduating from Ferrum with a bachelor of science in psychology in 1993, he immediately stepped into the coaching ranks at his alma mater and served as an assistant for two seasons. Johnson helped guide the Panthers to a regular-season conference title.


In 1995, Johnson moved on to Longwood College as an assistant and then spent one year at Hargrave Military Academy, where he worked with the post-graduate team. In 1997, he began a three-year run as an assistant at Old Dominion. Johnson is a member of the Black Coaches Association (BCA) and the National Association of Basketball Coaches (NABC). In March 2001, Rivals.com named Johnson one of the Top 20 Assistant Coaches at Mid-Major Division I Schools. He was a squad leader in the Army National Guard from 1989-91.



James Johnson is in his first season as the head coach of the Hokies. The Powhatan, Va., native spent the previous five seasons as an assistant coach for Virginia Tech.

The Last Time That...

Tech scored 100 points and won: 103-94, OT vs. Seton Hall, 1-2-10
Tech scored 100 points and lost: 100-104 2OT vs. Maryland, 2-27-10
Tech played in overtime: 86-90, OT, at NC State, 2-16-13
Tech played in consecutive overtime games: 75-74 at Clemson, 2-8-06 & 77-81 at Virginia, 2-11-06
Tech played 2 OT: 100-104, 2OT vs. Maryland, 2-27-10
Tech played 3 OT: 86-90 at WVU, 2-2-83
Tech scored 100+ points: 102-77, vs. Georgia Tech, 2-13-11
Tech scored 90-99 points: 95-79, vs. Iowa, 11-27-12
Tech scored 80-89 points: 86-90, OT, at NC State, 2-16-13
Tech scored 70-79 points: 70-65, OT, at Georgia Tech, 1-12-13
Tech scored 60-69 points: 60-72, OT, at North Carolina, 2-2-13
Tech scored 50-59 points: 55-73, at Virginia, 2-12-13
Tech scored 40-49 points: 47-48 at Florida State, 2-16-12
Tech scored 30-39 points: 33-43 at East Carolina, 1966-67 season
Tech scored 20-29 points: 27-40 at McGuire Gen., 1945-46 season
Tech scored 10-19 points: 16-45 at Virginia, 1938-1939 season
Tech scored less than 10 points: 7-31 at W&L, 1922-1923 season
Tech allowed 100+ points: 100-104, 2OT vs. Maryland, 2-27-10
Tech allowed 90-99 points: 86-90, OT, at NC State, 2-16-13
Tech allowed 80-89 points: 75-86, vs. Boston College, 1-9-13
Tech allowed 70-79 points: 55-73, at Virginia, 2-12-13
Tech allowed 60-69 points: 54-64, vs. Georgia Tech, 2-9-13
Tech allowed 50-59 points: 69-50, vs. Rhode Island, 11-12-12
Tech allowed 40-49 points: 70-49, vs. Mississippi Valley State, 12-10-12
Tech allowed 30-39 points: 99-34, vs. Mount St. Mary's, 1-2-11
Tech allowed 20-29 points: 31-25 vs. Richmond, 2-1-46
Tech allowed 10-19 points: 60-19 vs. Lynchburg College, 1-9-46
Tech allowed less than 10 points: 28-9 vs. Hampden-Sydney, 1-17-23
Largest margin of victory: 83 points vs. Randolph Macon Academy, 87-4, 1-10-11
Largest margin of victory in an ACC game: 29 points vs. Wake Forest, 94-65, 1-15-11
Two Tech players recorded double-doubles in a game: Jeff Allen (18 pts./15 rebs.) and Victor Davila (12 pts./10 rebs.) vs. Duke, 2-26-11
Two Tech players recorded double-doubles in consecutive games: vs. UNC, ACC Tournament, 3-13-09 and vs. Duquesne, NIT, 3-18-09
Tech player had five or more steals: Manny Atkins (5) vs. Mount St. Mary's, 1-2-11
Tech player had 10 or more assists in a game: Erick Green (10) at West Virginia, 12-8-12
Tech player had 20 or more rebounds in a game: Jeff Allen (21) vs. Longwood, 12-14-08
Two Tech players had double figures in rebounds: Victor Davila (10 rebounds) and Jeff Allen (15 rebounds) vs. Duke, 2-26-11
Two Tech players had five or more assists: Dorian Finney-Smith (5) & Tyrone Garland (5) vs. FIU, 11-15-11
Two Tech players scored 20 or more points: Erick Green (24 points) & Jarell Eddie (21 points) vs. Boston College, 1-9-13
Two Tech players scored 20 or more points in consecutive games: Erick Green & Jarell Eddie 11-19-12 & 11-23-12
Tech player scored 30-39 points in a game: 30, Erick Green vs. Miami, 1-30-13
Tech player scored 40-49 points in a game: 41, Dorenzo Hudson vs. Seton Hall, 1-2-10
Tech player scored 50+ points in a game: 51, Bimbo Coles vs. Southern Miss., 2-6-88
Tech defeated a ranked opponent on the road: 80-77 at No. 12/13 Clemson, 2-25-09
Tech defeated a ranked opponent at home: 81-71, vs. No. 15/17 Oklahoma State, 12-1-12
Tech player had consecutive double-doubles: Cadarian Raines, 11-12-12 & 11-15-12
Tech player had six consecutive double-doubles: Jeff Allen, 1-30-11, 2-2-11, 2-5-11, 2-13-11, 2-15-11 & 2-19-11
Tech player had seven consecutive double-doubles: Jeff Allen, 1-25-11, 1-30-11, 2-2-11, 2-5-11, 2-13-11, 2-15-11 & 2-19-11
Tech held opponent without a double-figure scorer: 65-47 vs. Miami, ACC Tournament, 3-12-09
Tech had five players score in double figures: vs. Iowa, 11-27-12
Tech had six players score in double figures: vs. Wake Forest, 1-15-11
Tech did not make a three-point field goal: at Providence, 2-1-03
Tech's opponent did not make a three-point field goal: at NC State, 2-10-10
Tech did not shoot a free throw in the first half: vs. Purdue, 12-1-10
Tech did not shoot a free throw in the second half: vs. Virginia, 12-5-10
Tech allowed a triple-double: Iman Shumpert (22 pts., 12 rebs., 11 assists), at Georgia Tech, 1-25-11
Tech allowed fewer than 10 points in a half: 9 points, vs. Eastern Michigan, 12-22-11



ERICK GREEN

SENIOR • GUARD • 6-4 • 185
WINCHESTER, VA. • PAUL VI

#11



SEASON STATISTICS

Opponent	Min	FG-A-%	3FG-A-%	FT-A-%	O-D-T	A	TO	Blk	Stl	Pts
EAST TENNESSEE ST.	34	6-11-.545	1-4-.250	8-12-.667	0-2-2	6	1	0	2	21
RHODE ISLAND	34	8-15-.533	4-7-.571	5-8-.625	0-3-3	4	3	0	2	25
VMI	33	9-13-.692	1-1-1.000	4-4-1.000	1-3-4	6	1	0	3	23
at UNC Greensboro	38	4-15-.267	2-4-.500	16-16-1.000	0-3-3	6	2	1	1	26
APPALACHIAN STATE	36	8-16-.500	0-5-.000	11-11-1.000	0-4-4	4	2	0	2	27
IOWA#	39	8-15-.533	0-4-.000	8-9-.889	0-5-5	5	2	0	2	24
15/17 OKLAHOMA STATE	26	6-10-.600	4-7-.571	12-13-.923	0-7-7	0	3	0	0	28
at West Virginia	37	8-19-.421	2-5-.400	5-5-1.000	1-3-4	10	0	0	2	23
MISSISSIPPI VALLEY STATE!	33	8-13-.615	1-2-.500	6-6-1.000	0-5-5	4	2	0	2	23
GEORGIA SOUTHERN!	38	12-22-.545	0-4-.000	4-4-1.000	1-6-7	4	4	0	2	28
vs. Bradley^	41	11-20-.550	2-4-.500	7-11-.364	0-8-8	2	5	0	1	31
vs. Colorado State^	36	10-21-.467	2-7-.286	4-5-.800	2-3-5	3	5	0	1	26
vs. BYU	31	4-17-.235	0-5-.000	4-6-.667	0-1-1	6	2	0	1	12
at Maryland*	37	8-18-.444	2-2-1.000	10-11-.909	1-2-3	2	2	0	2	28
BOSTON COLLEGE*	39	10-19-.526	3-4-.750	1-3-.333	0-3-3	9	3	0	0	24
at Georgia Tech*	42	9-16-.563	2-7-.286	8-11-.727	0-5-5	1	4	0	2	28
WAKE FOREST*	35	8-18-.444	1-2-.500	5-8-.625	0-3-3	3	1	0	0	22
VIRGINIA*	38	11-18-.611	3-6-.500	10-13-.769	2-7-9	1	2	0	0	35
at Clemson*	38	7-17-.411	0-3-.000	11-14-.789	2-2-4	5	1	1	1	25
14/15 MIAMI*	37	11-20-.550	5-8-.625	3-4-.750	0-2-2	3	0	0	1	30
at North Carolina*	43	7-21-.333	2-4-.500	0-0-.000	2-4-6	4	0	0	1	16
MARYLAND*	38	10-23-.435	2-7-.286	7-10-.700	1-2-3	1	0	0	3	29
GEORGIA TECH*	35	9-20-.450	2-5-.200	8-9-.889	0-5-5	3	2	2	1	28
at Virginia*	34	4-17-.235	3-8-.375	11-13-.846	0-5-5	2	0	0	1	22
at NC State*	43	11-24-.458	2-6-.333	5-7-.714	0-0-0	8	3	0	2	29
DUKE*										
FLORIDA STATE*										
at Miami*										
CLEMSON*										
at Duke*										
at Wake Forest*										

* - ACC games; # - ACC/Big Ten Challenge; ! - Continental Tire Las Vegas Classic - Blacksburg, Va.;
^ - Continental Tire Las Vegas Classic - Las Vegas, Nev.

2012-2013 NOTES

Scored 21 points and dished out six assists in season opener against ETSU ... Matched previous career high with 25 points against Rhode Island ... Made it three straight games with 20-plus points to open the season as he scored 23 points and dished out six assists against VMI ... Went an impressive 16-for-16 from the free throw line as part of a 26-point outing, also adding six assists at UNC Greensboro ... Scored 27 points against Appalachian State ... Put up 24 points, 16 of which came in the second half, also adding five rebounds and five assists to help the Hokies past Iowa ... Scored 28 points and added seven boards in just 26 minutes of play against Oklahoma State ... Was named Co-ACC Player of the Week for his performances against Iowa and Oklahoma State ... Earned first-career double-double with 23 points and a career-high 10 assists at West Virginia ... Continued scoring streak with 23 points, also adding five rebounds and four assists, against Mississippi Valley State ... Scored 28 points and grabbed seven rebounds against Georgia Southern ... Posted 31 points, also adding eight boards in the overtime win over Bradley ... Scored 26 points and added five rebounds against Colorado State ... Scored 12 points and dished out six assists at BYU ... Led the team with 28 points in the ACC opener at Maryland ... Scored 24 points and dished out nine assists against Boston College ... Put up 28 points and added five boards in the overtime win at Georgia Tech ... Scored 22 points in the win over Wake Forest ... Set new career highs with 35 points and nine rebounds against Virginia ... Led the way with 25 points, adding five assists at Clemson ... Put up 30 points against No. 14 Miami ... Scored 16 points and grabbed six rebounds at North Carolina ... Scored 29 points against Maryland ... Scored 28 points and grabbed five rebounds against Georgia Tech ... Came alive in the second half, scoring 21 of his 22 total points, adding five rebounds at Virginia ... Put up 29 points and dished out eight assists in the overtime thriller at NC State.

SEASON/CAREER GAME HIGHS

POINTS

Season	35 vs Virginia (1/24/13)
Career	35 vs Virginia (1/24/13)
ACC	35 vs Virginia (1/24/13)

MINUTES PLAYED

Season	43 at UNC (2/2/13), at NC State (2/16/13)
Career	43, 3x, last at NC State (2/16/13)
ACC	43, 3x, last at NC State (2/16/13)

FIELD GOALS MADE

Season	12 vs GSU (12/15/12)
Career	12 at Md (1/20/10), vs GSU (12/15/12)
ACC	12 at Maryland (1/20/10)

FIELD GOAL ATTEMPTS

Season	24 at NC State (2/16/13)
Career	24 at NC State (2/16/13)
ACC	24 at NC State (2/16/13)

3-PT FIELD GOALS MADE

Season	5 vs Miami (1/30/13)
Career	5 vs Miami (1/30/13)
ACC	5 vs Miami (1/30/13)

3-PT FIELD GOAL ATTEMPTS

Season	8 vs Miami (1/30/13), at UVA (2/12/13)
Career	8, 4x, last at Virginia (2/12/13)
ACC	8, 3x, last at Virginia (2/12/13)

FREE THROWS MADE

Season	16 at UNCG (11/19/12)
Career	16 at UNCG (11/19/12)
ACC	11 at CU (1/27/13), at UVA (2/12/13)

FREE THROW ATTEMPTS

Season	16 at UNCG (11/19/12)
Career	16 at UNCG (11/19/12)
ACC	14 at Clemson (1/27/13)

REBOUNDS

Season	9 vs Virginia (1/24/13)
Career	9 vs Virginia (1/24/13)
ACC	9 vs Virginia (1/24/13)

ASSISTS

Season	10 at WVU (12/8/12)
Career	10 at WVU (12/8/12)
ACC	9 vs Boston College (1/9/13)

BLOCKS

Season	2 vs Georgia Tech (2/9/13)
Career	2, 3x, last vs Georgia Tech (2/9/13)
ACC	2 at NC State (2/2/11), vs GT (2/9/13)

STEALS

Season	3 vs VMI (11/15/12), vs Maryland (2/7/13)
Career	5 vs UNCG (11/21/10), vs SBU (12/23/10)
ACC	4, 4x, last at Florida State (2/16/12)



CAREER STATISTICS

Year	GP-GS	Min-Avg.	FGM-FGA-Pct.	3FG-FGA-Pct.	FTM-FTA-Pct.	Off.-Def.	Reb-Avg.	A-TO	Blk	Stl	TP-Avg.
09-10	34-1	427-12.6	29-99-.293	11-40-.275	19-28-.679	7-24	31-0.9	31-25	7	17	88-2.6
10-11	32-26	988-30.9	132-319-.414	26-105-.248	80-103-.777	19-54	73-2.3	86-38	9	56	370-11.6
11-12	31-30	1071-34.5	170-388-.438	42-112-.375	101-122-.828	18-83	101-3.3	88-46	4	41	483-15.6
12-13	25-25	909-36.4	207-438-.473	46-121-.380	173-213-.812	13-93	106-4.2	102-50	4	35	633-25.3
Career	122-82	3395-27.8	538-1244-.432	125-378-.331	373-466-.800	57-254	311-2.5	307-159	24	149	1574-12.9

CADARIAN RAINES

R-JUNIOR • FORWARD • 6-9 • 238
PETERSBURG, VA. • PETERSBURG

#4



SEASON STATISTICS

Opponent	Min	FG-A-%	3FG-A-%	FT-A-%	O-D-T	A	TO	Blk	Stl	Pts
EAST TENNESSEE ST.	22	3-9-.333	0-0-.000	3-4-.750	2-2-4	0	0	0	0	9
RHODE ISLAND	28	4-4-1.000	0-0-.000	2-3-.667	5-7-12	2	1	1	0	10
VMI	20	6-9-.667	0-0-.000	2-3-.667	6-4-10	0	0	0	1	14
at UNC Greensboro	27	3-8-.375	0-0-.000	3-4.750	3-6-9	0	3	1	1	9
APPALACHIAN STATE	18	1-3-.333	0-0-.000	1-3-.333	0-2-2	0	3	1	1	3
IOWA#	27	2-4-.500	0-0-.000	5-6-.833	2-4-6	0	1	2	0	9
15/17 OKLAHOMA STATE	32	4-8-.500	0-0-.000	2-3-.333	2-4-6	1	1	2	0	6
at West Virginia	30	4-8-.500	0-0-.000	0-2-.000	5-3-8	0	0	0	1	8
MISSISSIPPI VALLEY STATE!	12	0-4-.000	0-0-.000	0-0-.000	4-0-4	1	2	1	0	0
GEORGIA SOUTHERN!	12	0-1-.000	0-0-.000	0-0-.000	1-2-3	0	0	0	0	0
vs. Bradley^	34	6-11-.545	0-0-.000	4-6-.667	5-4-9	2	5	3	0	16
vs. Colorado State^	21	1-2-.500	0-0-.000	0-0-.000	1-3-4	0	3	1	0	2
vs. BYU	22	0-2-.000	0-0-.000	0-6-.000	2-3-5	0	1	0	1	0
at Maryland*	25	4-7-.571	0-0-.000	0-3-.000	7-6-13	0	2	1	0	8
BOSTON COLLEGE*	17	1-3-.333	0-0-.000	0-0-.000	0-3-3	0	2	1	0	2
at Georgia Tech*	30	4-8-.500	0-0-.000	0-0-.000	3-3-6	2	1	1	0	8
WAKE FOREST*	34	4-8-.500	0-0-.000	0-0-.000	5-8-13	3	0	4	0	8
VIRGINIA*	22	2-3-.667	0-0-.000	0-0-.000	0-4-4	0	2	0	0	4
at Clemson*	16	0-2-.000	0-0-.000	1-2.500	1-3-4	0	1	0	0	1
14/15 MIAMI*	19	5-6-.833	0-0-.000	0-1-.000	2-6-8	0	2	1	2	10
at North Carolina*	41	6-11-.545	0-0-.000	0-0.000	2-4-6	0	2	2	1	12
MARYLAND*	31	7-13-.538	0-0-.000	0-0-.000	2-3-5	0	0	5	0	14
GEORGIA TECH*	31	3-11-.272	0-0-.000	0-2-.000	3-6-9	1	0	1	0	9
at Virginia*	26	3-7-.429	0-0-.000	0-2-.000	7-1-8	1	1	1	0	6
at NC State*	35	3-11-.273	0-0-.000	0-0-.000	7-2-9	0	1	1	0	6
DUKE*										
FLORIDA STATE*										
at Miami*										
CLEMSON*										
at Duke*										
at Wake Forest*										

* - ACC games; # - ACC/Big Ten Challenge; ! - Continental Tire Las Vegas Classic - Blacksburg, Va.;
^ - Continental Tire Las Vegas Classic - Las Vegas, Nev.

2012-2013 NOTES

Scored nine points and grabbed four rebounds in the season opener against ETSU ... Notched a double-double with 10 points and 12 boards against Rhode Island ... Made it back-to-back double-doubles with 14 points and 10 rebounds against VMI ... Brought down nine rebounds and put up nine points at UNC Greensboro ... Scored nine points and grabbed six rebounds against Iowa ... Tallied six points and six rebounds in the win over Oklahoma State ... Had eight points and grabbed eight rebounds at West Virginia ... Scored a career-high 16 points and grabbed nine rebounds in the overtime win over Bradley ... Brought down five rebounds at BYU ... Grabbed a career-high 13 rebounds and scored eight points in the ACC opener at Maryland ... Scored eight points and brought down six rebounds in the overtime win at Georgia Tech ... Grabbed 13 rebounds and blocked four shots, while also dishing out three assists in the win over Wake Forest ... Scored 10 points and grabbed eight rebounds against No. 14 Miami ... Brought down six rebounds and scored 12 points at North Carolina ... Blocked a career-high five shots, also adding 14 points against Maryland ... Grabbed nine boards and scored nine points against Georgia Tech ... Scored six points and grabbed eight rebounds at Virginia ... Grabbed nine rebounds and scored six points at NC State.

SEASON/CAREER GAME HIGHS

POINTS	
Season	16 vs Bradley (12/22/12)
Career	16 at Duke (2/25/12), vs BU (12/22/12)
ACC	16 at Duke (2/25/12)

MINUTES PLAYED	
Season	41 at North Carolina (2/2/13)
Career	41 at North Carolina (2/2/13)
ACC	41 at North Carolina (2/2/13)

FIELD GOALS MADE	
Season	7 vs Maryland (2/7/13)
Career	7 at Duke (2/25/12), vs MD (2/7/13)
ACC	7 at Duke (2/25/12), vs MD (2/7/13)

FIELD GOAL ATTEMPTS	
Season	13 vs Maryland (2/7/13)
Career	13 vs Maryland (2/7/13)
ACC	13 vs Maryland (2/7/13)

3-PT FIELD GOALS MADE	
Season	N/A
Career	N/A
ACC	N/A

3-PT FIELD GOAL ATTEMPTS	
Season	N/A
Career	N/A
ACC	N/A

FREE THROWS MADE	
Season	5 vs Iowa (11/27/12)
Career	5 vs GT (2/18/12), vs Iowa (11/27/12)
ACC	5 vs Georgia Tech (2/18/12)

FREE THROW ATTEMPTS	
Season	6 vs Iowa (11/27/12)
Career	8 vs Georgia Tech (2/18/12)
ACC	8 vs Georgia Tech (2/18/12)

REBOUNDS	
Season	13 at MD (1/5/13), vs WF (1/19/13)
Career	13 at MD (1/5/13), vs WF (1/19/13)
ACC	13 at MD (1/5/13), vs WF (1/19/13)

ASSISTS	
Season	3 vs Wake Forest (1/19/13)
Career	3 vs Wake Forest (1/19/13)
ACC	3 vs Wake Forest (1/19/13)

BLOCKS	
Season	5 vs Maryland (2/7/13)
Career	5 vs UMBC (12/22/09), vs MD (2/7/13)
ACC	5 vs Maryland (2/7/13)

STEALS	
Season	2 vs Miami (1/30/13)
Career	3 at Rhode Island (12/7/11)
ACC	2, 3x, last vs Miami (1/30/13)



CAREER STATISTICS

Year	GP-GS	Min-Avg.	FGM-FGA-Pct.	3FG-FGA-Pct.	FTM-FTA-Pct.	Off.-Def.	Reb.-Avg.	A-TO	Blk	Stl	TP-Avg.
09-10	21-0	165-7.9	12-34-.353	0-0-.000	7-14-.500	20-17	37-1.8	3-6	16	4	31-1.5
10-11	4-0	21-5.3	1-4-.250	0-0-.000	0-0-.000	1-1	2-0.5	0-0	1	0	2-0.5
11-12	33-9	620-18.8	83-161-.516	0-0-.000	29-56-.518	63-67	130-3.9	13-25	25	23	195-5.9
12-13	25-23	633-25.3	76-163-.466	0-0-.000	23-50-.460	77-93	170-6.8	13-34	30	8	175-7.0
Career	83-32	1439-17.3	172-362-.475	0-0-.000	59-120-.492	161-178	339-4.1	29-65	72	35	403-4.9

JARELL EDDIE

JUNIOR • FORWARD • 6-7 • 209
CHARLOTTE, N.C. • THE CANNON SCHOOL

#31



SEASON STATISTICS

SEASON/CAREER GAME HIGHS

Opponent	Min	FG-A-%	3FG-A-%	FT-A-%	O-D-T	A	TO	Blk	Stl	Pts
EAST TENNESSEE ST.	37	6-12-.500	3-7-.429	2-2-1.000	1-9-10	2	3	0	1	17
RHODE ISLAND	35	4-11-.364	1-4-.250	0-0-.000	1-7-8	3	2	2	0	9
VMI	28	6-11-.545	3-6-.500	2-2-1.000	0-8-8	3	4	1	2	17
at UNC Greensboro	34	7-9-.778	5-5-1.000	9-10-.900	0-5-5	2	2	3	0	28
APPALACHIAN STATE	35	7-9-.778	4-5-.800	5-6-.833	0-2-2	0	3	1	0	23
IOWA#	34	4-11-.364	1-4-.250	2-2-1.000	0-7-7	3	2	0	3	11
15/17 OKLAHOMA STATE	34	5-14-.357	2-5-.400	3-3-1.000	3-9-12	4	2	1	2	12
at West Virginia	20	2-5-.400	1-3-.333	0-0-.000	0-2-2	2	2	1	0	5
MISSISSIPPI VALLEY STATE!	26	2-7-.290	0-0-.000	4-7-.571	3-7-10	0	3	1	0	8
GEORGIA SOUTHERN!	34	6-19-.316	3-13-.231	6-7-.857	4-4-8	0	2	1	0	21
vs. Bradley^	37	5-14-.357	2-8-.250	0-0-.000	2-3-5	0	3	0	0	12
vs. Colorado State^	25	4-10-.400	2-4-.500	0-0-.000	2-3-5	0	2	1	0	10
vs. BYU	30	5-12-.417	1-4-.250	6-6-1.000	2-5-7	2	2	2	0	17
at Maryland*	30	2-12-.167	0-6-.000	1-1-1.000	0-2-2	1	0	0	0	5
BOSTON COLLEGE*	35	8-17-.471	2-8-.250	3-3-1.000	2-4-6	1	5	0	0	21
at Georgia Tech*	30	3-9-.333	1-5-.200	2-2-1.000	0-7-7	1	2	1	0	9
WAKE FOREST*	36	7-11-.636	3-4-.750	1-3-.333	2-7-9	0	1	0	0	18
VIRGINIA*	30	2-11-.182	0-3-.000	5-7-.714	2-7-9	2	2	0	0	9
at Clemson*	36	5-11-.455	2-5-.400	7-8-.875	1-1-2	0	1	0	1	19
14/15 MIAMI*	34	4-5-.800	3-3-1.000	3-3-1.000	1-3-4	2	6	0	0	14
at North Carolina*	38	6-15-.400	2-7-.286	1-1-1.000	0-4-4	1	2	2	1	15
MARYLAND*	27	1-8-.125	0-3-.000	0-0-.000	1-4-5	0	1	2	0	2
GEORGIA TECH*	12	0-6-.000	0-4-.000	0-0-.000	1-2-3	1	0	3	0	0
at Virginia*	14	1-7-.143	1-5-.200	0-0-.000	1-2-3	0	2	0	0	3
at NC State*	22	7-13-.538	3-5-.600	0-0-.000	3-1-4	1	3	0	0	17
DUKE*										
FLORIDA STATE*										
at Miami*										
CLEMSON*										
at Duke*										
at Wake Forest*										

POINTS

Season	28 at UNCG (11/19/12)
Career	28 at UNCG (11/19/12)
ACC	21 vs Boston College (1/9/13)

MINUTES PLAYED

Season	38 at North Carolina (2/2/13)
Career	38 at North Carolina (2/2/13)
ACC	38 at North Carolina (2/2/13)

FIELD GOALS MADE

Season	8 vs Boston College (1/9/13)
Career	8 vs Boston College (1/9/13)
ACC	8 vs Boston College (1/9/13)

FIELD GOAL ATTEMPTS

Season	19 vs GSU (12/15/12)
Career	19 vs GSU (12/15/12)
ACC	17 vs Boston College (1/9/13)

3-PT FIELD GOALS MADE

Season	5 at UNCG (11/19/12)
Career	5 vs NSU (12/11/11), at UNCG (11/19/12)
ACC	4 at WF (1/7/12), vs UNC (1/19/12)

3-PT FIELD GOAL ATTEMPTS

Season	13 vs GSU (12/15/12)
Career	13 vs GSU (12/15/12)
ACC	8 vs Boston College (1/9/13)

FREE THROWS MADE

Season	9 at UNCG (11/19/12)
Career	9 at UNCG (11/19/12)
ACC	7 at Clemson (1/27/13)

FREE THROW ATTEMPTS

Season	10 at UNCG (11/19/12)
Career	10 at UNCG (11/19/12)
ACC	8 at Clemson (1/27/13)

REBOUNDS

Season	12 vs Oklahoma State (12/1/12)
Career	14 vs BYU (1/25/12)
ACC	10 at Virginia (1/22/12)

ASSISTS

Season	4 vs Oklahoma State (12/1/12)
Career	5 vs Syracuse (11/23/11), vs BYU (1/25/12)
ACC	4 vs Georgia Tech (2/18/12)

BLOCKS

Season	3 at UNCG (11/19/12), vs GT (2/9/13)
Career	3, 3x, last vs Georgia Tech (2/9/13)
ACC	3 vs Georgia Tech (2/9/13)

STEALS

Season	3 vs Iowa (11/27/12)
Career	3 vs Iowa (11/27/12)
ACC	2 at BC (1/14), vs GT (2/18/12)



*- ACC games; # - ACC/Big Ten Challenge; !-Continental Tire Las Vegas Classic- Blacksburg, Va.;
^ - Continental Tire Las Vegas Classic - Las Vegas, Nev.

2012-2013 NOTES

Began the season with a double-double, scoring 17 points and grabbing 10 rebounds against ETSU ... Scored nine points and brought down eight rebounds against Rhode Island ... Put up 17 points and grabbed eight boards against VMI ... Notched a new career high after going a perfect 5-for-5 from beyond the arc and 9-for-10 from the free throw line to score 28 at UNC Greensboro ... Put up 23 points in the win over Appalachian State ... Scored 11 points and grabbed seven rebounds, also adding three steals against Iowa ... Earned a double-double with 12 points and 12 boards, also adding four assists against Oklahoma State ... Brought down 10 rebounds and added eight points against Mississippi Valley State ... Scored 21 points and brought down eight rebounds against Georgia Southern ... Scored 12 points and brought down five rebounds in the overtime win over Bradley ... Put up 10 points and brought down five rebounds against Colorado State ... Led the team with 17 points, also adding seven rebounds at BYU ... Scored 21 points and added six rebounds against Boston College ... Tallied nine points and seven boards in the overtime win at Georgia Tech ... Neared a double-double with 18 points and nine boards in the win over Wake Forest ... Scored nine points and brought down nine rebounds against Virginia ... Put up 19 points at Clemson ... Missed just one shot on the night en-route to a 14-point effort against No. 14 Miami ... Scored 15 points and blocked two shots at North Carolina ... Tipped in Green's missed free throw to force overtime at NC State, finishing the game with 17 points.

CAREER STATISTICS

Year	GP-GS	Min-Avg.	FGM-FGA-Pct.	3FG-FGA-Pct.	FTM-FTA-Pct.	Off.-Def.	Reb-Avg.	A-TO	Blk	Stl	TP-Avg.
10-11	27-0	295-10.9	25-68-.368	7-32-.819	22-32-.688	18-41	59-2.2	13-17	9	4	79-2.9
11-12	31-30	853-27.5	91-209-.435	52-116-.448	55-64-.859	17-140	157-5.1	44-45	14	16	289-9.3
12-13	25-23	754-30.2	109-269-.405	45-128-.352	62-73-.849	32-115	147-5.9	31-57	22	10	325-13.0
Career	85-55	1949-22.9	227-556-.408	106-282-.376	143-173-.827	67-298	365-4.3	90-121	45	31	703-8.3

ROBERT BROWN

SOPHOMORE • GUARD • 6-5 • 190
CLERMONT, FLA. • HARGRAVE MIL. ACAD.

#1



SEASON STATISTICS

Opponent	Min	FG-A-%	3FG-A-%	FT-A-%	O-D-T	A	TO	Blk	Stl	Pts
EAST TENNESSEE ST.	32	6-12-.500	4-7-.571	0-2-.000	0-2-2	5	1	0	1	16
RHODE ISLAND	32	5-12-.417	1-4-.250	1-2-.500	0-4-4	4	2	1	1	12
VMI	24	4-12-.333	2-6-.333	1-2-.500	0-4-4	4	4	0	0	11
at UNC Greensboro	30	3-7-.429	3-5-.600	1-2-.500	0-2-2	3	2	1	0	10
APPALACHIAN STATE	25	2-8-.250	0-3-.000	5-6-.833	0-2-2	6	3	1	1	9
IOWA#	38	6-8-.750	1-2-.500	5-5-1.000	0-0-0	2	1	1	1	18
15/17 OKLAHOMA STATE	31	7-15-.467	0-1-.000	4-7-.571	2-4-6	0	1	1	1	18
at West Virginia	38	9-19-.473	2-7-.286	1-1-1.000	0-3-3	1	3	2	0	21
MISSISSIPPI VALLEY STATE!	23	2-9-.222	0-2-.000	0-0-.000	2-2-4	2	1	0	1	4
GEORGIA SOUTHERN!	25	1-7-.142	1-4-.250	1-2-.500	1-1-2	2	3	0	1	4
vs. Bradley^	31	1-6-.167	0-3-.000	0-0-.000	0-2-2	4	4	0	1	2
vs. Colorado State^	21	0-8-.000	0-3-.000	0-2-.000	1-2-3	0	3	0	0	0
vs. BYU	28	5-12-.417	0-4-.000	3-4-.750	0-5-5	1	2	0	1	13
at Maryland*	33	4-15-.267	1-6-.167	2-4-.500	0-2-2	1	4	0	0	11
BOSTON COLLEGE*		-- DNP --								
at Georgia Tech*	32	2-11-.182	0-2-.000	6-6-1.000	1-2-3	3	2	0	0	10
WAKE FOREST*	23	2-11-.189	0-5-.000	0-1-.000	0-0-0	3	2	0	1	4
VIRGINIA*	24	0-3-.000	0-2-.000	0-0-.000	0-1-1	0	1	0	0	0
at Clemson*	26	4-13-.305	0-3-.000	1-2-.500	1-3-4	2	1	0	0	9
14/15 MIAMI*	32	3-5-.600	2-3-.667	0-0-.000	1-0-1	4	3	0	1	8
at North Carolina*	38	3-12-.250	0-2-.000	4-5-.800	0-3-3	1	5	0	1	10
MARYLAND*	33	1-9-.111	0-3-.000	0-0-.000	0-3-3	4	4	0	1	2
GEORGIA TECH*	39	4-16-.250	2-5-.200	0-1-.000	0-3-3	2	4	0	0	10
at Virginia*	18	1-5-.200	0-3-.000	0-1-.000	1-0-1	1	0	0	0	2
at NC State*	29	4-12-.333	0-0-.000	0-0-.000	1-1-2	3	1	1	2	8
DUKE*										
FLORIDA STATE*										
at Miami*										
CLEMSON*										
at Duke*										
at Wake Forest*										

*- ACC games; # - ACC/Big Ten Challenge; !-Continental Tire Las Vegas Classic- Blacksburg, Va.;
^ - Continental Tire Las Vegas Classic - Las Vegas, Nev.

2012-2013 NOTES

Dropped 15 points and dished out five assists in the season opener against ETSU ... Scored 12 points and added four assists and four boards against Rhode Island ... Made it three straight games with double-digit scoring after scoring 11 points and dishing out four assists against VMI ... Continued his double-digit scoring streak with 10 points at UNC Greensboro ... Dished out a career-high six assists and added nine points against Appalachian State ... Tallied 18 points in the win over Iowa ... Matched a career high with six rebounds, also scoring six points in the win over Oklahoma State ... Had a career-high 21 points and two blocks at West Virginia ... Scored 13 points and brought down five rebounds at BYU ... Scored 11 points in the ACC opener at Maryland ... Tallied 10 points, going a perfect 6-for-6 from the line, and three assists in the overtime win at Georgia Tech ... Was limited to just four points, but hit the game-winning shot to lift the Hokies past Wake Forest ... Scored nine points and grabbed four rebounds at Clemson ... Scored eight points and dished out four assists against No. 14 Miami ... Scored 10 points at North Carolina ... Scored 10 points against Georgia Tech.

SEASON/CAREER GAME HIGHS

POINTS

Season	21 at WVU (12/8/12)
Career	21 at WVU (12/8/12)
ACC	12 vs North Carolina (1/19/12)

MINUTES PLAYED

Season	39 vs Georgia Tech (2/9/13)
Career	39 vs Georgia Tech (2/9/13)
ACC	39 vs Georgia Tech (2/9/13)

FIELD GOALS MADE

Season	9 at WVU (12/8/12)
Career	9 at WVU (12/8/12)
ACC	5 vs North Carolina (1/19/12)

FIELD GOAL ATTEMPTS

Season	19 at WVU (12/8/12)
Career	19 at WVU (12/8/12)
ACC	16 vs Georgia Tech (2/9/13)

3-PT FIELD GOALS MADE

Season	4 vs ETSU (11/10/12)
Career	4 vs ETSU (11/10/12)
ACC	2, 6x, last vs Georgia Tech (2/9/13)

3-PT FIELD GOAL ATTEMPTS

Season	7 vs ETSU (11/10/12), at WVU (12/8/12)
Career	10 vs Kansas State (12/4/11)
ACC	7 vs North Carolina (1/19/12)

FREE THROWS MADE

Season	6 at Georgia Tech (1/12/13)
Career	6 vs Monmouth (11/14/11), at GT (1/12/13)
ACC	6 at Georgia Tech (1/12/13)

FREE THROW ATTEMPTS

Season	7 vs Oklahoma State (12/1/12)
Career	7 vs Oklahoma State (12/1/12)
ACC	6 at Georgia Tech (1/12/13)

REBOUNDS

Season	6 vs Oklahoma State (12/1/12)
Career	6 vs BC (2/12/12), vs Ok St (12/1/12)
ACC	6 vs Boston College (2/12/12)

ASSISTS

Season	6 vs App. State (11/23/12)
Career	6 vs App. State (11/23/12)
ACC	5 at Virginia (1/22/12)

BLOCKS

Season	2 at WVU (12/8/12)
Career	2 at WVU (12/8/12)
ACC	1, 5x, last at NC State (2/16/13)

STEALS

Season	2 at NC State (2/16/13)
Career	2, 7x, last at NC State (2/16/13)
ACC	2, 3x, last at NC State (2/16/13)



CAREER STATISTICS

Year	GP-GS	Min-Avg.	FGM-FGA-Pct.	3FG-FGA-Pct.	FTM-FTA-Pct.	Off.-Def.	Reb-Avg.	A-TO	Blk	Stl	TP-Avg.
11-12	31-4	684-22.1	73-206-.354	33-105-.314	26-42-.619	12-46	58-1.9	60-43	11	24	205-6.6
12-13	24-21	699-29.1	79-247-.320	19-85-.224	35-55-.636	11-51	62-2.6	58-57	8	15	212-8.8
Career	57-25	1435-25.2	159-468-.340	55-198-.278	63-100-.630	24-106	130-2.3	122-106	19	40	436-7.6

C.J. BARKSDALE

SOPHOMORE • FORWARD • 6-8 • 232
DANVILLE, VA. • HARGRAVE MIL. ACAD.

#42



SEASON STATISTICS

SEASON/CAREER GAME HIGHS

Opponent	Min	FG-A-%	3FG-A-%	FT-A-%	O-D-T	A	TO	Blk	Stl	Pts
EAST TENNESSEE ST.	17	0-1-0.000	0-0-0.000	0-0-0.000	0-3-3	1	2	0	0	0
RHODE ISLAND	12	1-3-33.3	0-0-0.000	0-0-0.000	0-1-1	1	0	0	0	2
VMI	25	4-8-50.0	0-0-0.000	3-4-75.0	1-5-6	1	0	0	0	11
at UNC Greensboro	22	1-4-25.0	0-0-0.000	3-4-75.0	1-5-6	1	2	2	0	5
APPALACHIAN STATE	25	3-5-60.0	0-0-0.000	4-4-100.0	3-4-7	2	1	0	2	10
IOWA#	24	5-7-71.4	0-0-0.000	1-1-100.0	2-5-7	0	0	1	0	11
15/17 OKLAHOMA STATE	13	0-1-0.000	0-0-0.000	0-0-0.000	0-1-1	2	0	0	1	0
at West Virginia	33	3-4-75.0	0-0-0.000	0-0-0.000	3-5-8	0	1	3	0	6
MISSISSIPPI VALLEY STATE!	19	2-5-60.0	0-0-0.000	0-0-0.000	1-2-3	1	0	1	0	6
GEORGIA SOUTHERN!	34	5-8-62.5	0-0-0.000	0-0-0.000	5-4-9	0	1	2	1	10
vs. Bradley^	18	0-1-0.000	0-0-0.000	0-0-0.000	0-1-1	0	1	0	0	0
vs. Colorado State^	20	2-4-50.0	0-0-0.000	0-2-0.000	3-2-5	0	0	0	0	4
vs. BYU	8	1-1-100.0	0-0-0.000	0-0-0.000	0-0-0	0	1	1	0	0
at Maryland*		-- DNP --								
BOSTON COLLEGE*	16	2-5-40.0	0-0-0.000	2-2-100.0	2-2-4	0	2	0	0	6
at Georgia Tech*	33	4-5-80.0	0-0-0.000	3-5-60.0	2-8-10	0	1	1	0	11
WAKE FOREST*	17	2-3-66.7	0-0-0.000	0-0-0.000	1-4-5	2	1	0	0	4
VIRGINIA*	26	1-1-100.0	0-0-0.000	0-0-0.000	1-2-3	2	2	0	0	2
at Clemson*	25	2-6-33.3	0-0-0.000	1-2-50.0	4-2-6	0	0	0	0	5
14/15 MIAMI*	25	0-4-0.000	0-0-0.000	0-0-0.000	0-2-2	0	0	1	0	0
at North Carolina*	19	0-0-0.000	0-0-0.000	0-0-0.000	0-4-4	1	1	0	0	0
MARYLAND*	26	2-6-33.3	0-0-0.000	1-2-50.0	3-2-5	0	0	0	0	5
GEORGIA TECH*	24	0-2-0.000	0-0-0.000	1-2-50.0	1-3-4	0	0	0	0	1
at Virginia*	16	1-2-50.0	0-0-0.000	0-0-0.000	0-4-4	0	2	0	1	2
at NC State*	10	1-3-33.3	0-0-0.000	0-0-0.000	1-0-1	0	2	0	1	2
DUKE*										
FLORIDA STATE*										
at Miami*										
CLEMSON*										
at Duke*										
at Wake Forest*										

POINTS

Season	11, 3x, last at Georgia Tech (1/12/13)
Career	11, 3x, last at Georgia Tech (1/12/13)
ACC	11 at Georgia Tech (1/12/13)

MINUTES PLAYED

Season	34 vs GSU (12/15/12)
Career	34 vs GSU (12/15/12)
ACC	33 at Georgia Tech (1/12/13)

FIELD GOALS MADE

Season	5 vs Iowa (11/27/12), vs GSU (12/15/12)
Career	5 vs Iowa (11/27/12), vs GSU (12/15/12)
ACC	3 vs Georgia Tech (2/18/12)

FIELD GOAL ATTEMPTS

Season	8 vs VMI (11/15/12), vs GSU (12/15/12)
Career	8, 3x, last vs GSU (12/15/12)
ACC	8 vs Florida State (1/10/12)

3-PT FIELD GOALS MADE

Season	N/A
Career	N/A
ACC	N/A

3-PT FIELD GOAL ATTEMPTS

Season	N/A
Career	N/A
ACC	N/A

FREE THROWS MADE

Season	4 vs App. State (11/23/12)
Career	4, 3x, last vs App. State (11/23/12)
ACC	4 at Boston College (1/14/12)

FREE THROW ATTEMPTS

Season	5 at Georgia Tech (1/12/13)
Career	6 at Boston College (1/14/12)
ACC	6 at Boston College (1/14/12)

REBOUNDS

Season	10 at Georgia Tech (1/12/13)
Career	10 vs EMU (12/22/11), at GT (1/12/13)
ACC	10 at Georgia Tech (1/12/13)

ASSISTS

Season	2, 4x, last vs Virginia (1/24/13)
Career	2, 6x, last vs Virginia (1/24/13)
ACC	2 vs WF (1/19/13), vs UVA (1/24/13)

BLOCKS

Season	3 at WVU (12/8/12)
Career	3 at WVU (12/8/12)
ACC	1 at GT (1/12/13), vs Miami (1/30/13)

STEALS

Season	2 vs App. State (11/23/12)
Career	2, 3x, last vs App. State (11/23/12)
ACC	2 vs Florida State (1/10/12)



2012-2013 NOTES

Grabbed three rebounds in the season opener against ETSU ... Scored in double figures for the first time in his career with 11 point, also bringing down six rebounds against VMI ... Grabbed six boards and scored five points, also blocking two shots at UNC Greensboro ... Scored 10 points and brought down seven rebounds against Appalachian State ... Put up 11 points and grabbed seven boards in the win over Iowa ... Had a career-high three blocks, also adding six points and eight boards at West Virginia ... Neared a double-double with 10 points and nine boards against Georgia Southern ... Grabbed five rebounds against Colorado State ... Scored six points and grabbed four rebounds against Boston College ... Recorded his first career double-double with 11 points and 10 rebounds in the overtime win at Georgia Tech ... Grabbed five rebounds and scored four points in the win over Wake Forest ... Brought down six rebounds and scored five points at Clemson ... Brought down four rebounds at North Carolina ... Had five points and five rebounds against Maryland.

CAREER STATISTICS

Year	GP-GS	Min-Avg.	FGM-FGA-Pct.	3FG-FGA-Pct.	FTM-FTA-Pct.	Off.-Def.	Reb-Avg.	A-TO	Blk	Stl	TP-Avg.
11-12	30-1	356-11.9	30-68-.441	0-0-.000	27-36-.750	37-44	81-2.7	9-12	8	8	87-2.9
12-13	24-23	500-20.8	43-89-.483	0-0-.000	19-28-.679	34-71	105-4.4	14-20	12	6	105-4.4
Career	56-24	879-15.7	73-161-.453	0-0-.000	46-64-.719	73-118	191-3.4	23-34	20	14	192-3.4

MARQUIS RANKIN

SOPHOMORE • GUARD • 6-1 • 165
CHARLOTTE, N.C. • HARGRAVE MIL. ACAD.

#10



SEASON STATISTICS

SEASON/CAREER GAME HIGHS

Opponent	Min	FG-A-%	3FG-A-%	FT-A-%	O-D-T	A	TO	Blk	Stl	Pts
EAST TENNESSEE ST.		--- DNP ---								
RHODE ISLAND		--- DNP ---								
VMI	3	0-0-0.000	0-0-0.000	0-0-0.000	0-0-0	0	2	0	0	0
at UNC Greensboro	8	1-1-1.000	0-0-0.000	0-0-0.000	0-0-0	0	0	0	0	2
APPALACHIAN STATE	20	0-1-0.000	0-1-0.000	0-2-0.000	0-0-0	2	0	0	1	0
IOWA#	8	2-3-333	1-2-500	0-0-0.000	0-0-0	2	1	0	0	5
15/17 OKLAHOMA STATE	20	0-1-0.000	0-1-0.000	0-0-0.000	0-0-0	0	3	0	0	0
at West Virginia	25	0-5-0.000	0-2-0.000	0-0-0.000	0-4-4	2	0	0	0	0
MISSISSIPPI VALLEY STATE!	19	3-4-750	1-1-1.000	3-3-1.000	0-2-2	1	1	1	1	10
GEORGIA SOUTHERN!	21	2-5-400	1-3-333	0-0-0.000	2-0-2	0	0	0	0	5
vs. Bradley^	24	0-1-0.000	0-0-0.000	0-0-0.000	0-1-1	1	3	0	1	0
vs. Colorado State^	23	1-4-250	1-4-250	0-0-0.000	0-0-0	1	0	0	0	3
vs. BYU	14	0-2-0.000	0-2-0.000	2-2-1.000	0-0-0	0	0	0	0	2
at Maryland*	24	1-5-200	1-3-333	0-0-0.000	1-2-3	3	1	0	3	3
BOSTON COLLEGE*	30	1-3-333	1-1-1.000	1-2-500	0-2-2	1	2	0	0	4
at Georgia Tech*	24	0-1-0.000	0-0-0.000	0-0-0.000	1-2-3	2	1	0	2	0
WAKE FOREST*	24	1-2-500	0-1-0.000	0-0-0.000	0-0-0	1	0	0	2	2
VIRGINIA*	25	2-4-500	2-3-667	0-0-0.000	0-0-0	0	1	0	3	6
at Clemson*	17	2-4-500	2-3-667	1-2-500	0-1-1	0	1	0	0	7
14/15 MIAMI*	21	0-5-0.000	0-4-0.000	0-0-0.000	1-1-2	2	2	0	0	0
at North Carolina*	20	1-2-500	0-0-0.000	0-0-0.000	0-2-2	2	1	0	3	2
MARYLAND*		-- DNP --								
GEORGIA TECH*	10	0-0-0.000	0-0-0.000	0-0-0.000	0-2-2	0	1	0	0	0
at Virginia*	20	2-4-500	1-3-333	0-2-0.000	0-0-0	1	1	0	0	5
at NC State*	13	1-2-500	0-0-0.000	0-0-0.000	0-0-0	0	1	0	0	2
DUKE*										
FLORIDA STATE*										
at Miami*										
CLEMSON*										
at Duke*										
at Wake Forest*										

POINTS

Season	10 vs MVSU (12/10/12)
Career	10 vs MVSU (12/10/12)
ACC	8, 3x, last vs Virginia (2/21/12)

MINUTES PLAYED

Season	30 vs Boston College (1/9/13)
Career	30 vs Boston College (1/9/13)
ACC	30 vs Boston College (1/9/13)

FIELD GOALS MADE

Season	3 vs MVSU (12/10/12)
Career	3, 3x, last vs MVSU (12/10/12)
ACC	3 vs Duke (2/2), vs Clemson (2/4/12)

FIELD GOAL ATTEMPTS

Season	5, 4x, last vs Miami (1/30/13)
Career	8 at Boston College (1/14/12)
ACC	8 at Boston College (1/14/12)

3-PT FIELD GOALS MADE

Season	2 vs UVa (1/24/13), at Clemson (1/27/13)
Career	2, 5x, last at Clemson (1/27/13)
ACC	2, 4x, last at Clemson (1/27/13)

3-PT FIELD GOAL ATTEMPTS

Season	4 vs CSU (12/23/12), vs Miami (1/30/13)
Career	4 vs CSU (12/23/12), vs Miami (1/30/13)
ACC	4 vs Miami (1/30/13)

FREE THROWS MADE

Season	3 vs MVSU (12/10/12)
Career	4 at Boston College (1/14/12)
ACC	4 at Boston College (1/14/12)

FREE THROW ATTEMPTS

Season	3 vs MVSU (12/10/12)
Career	4 at Boston College (1/14/12)
ACC	4 at Boston College (1/14/12)

REBOUNDS

Season	4 at WVU (12/8/12)
Career	4, 3x, last at WVU (12/8/12)
ACC	4 at BC (1/14), at Miami (2/9/12)

ASSISTS

Season	3 at Maryland (1/5/13)
Career	4 vs North Florida (12/19/11)
ACC	3, 3x, last at Maryland (1/5/13)

BLOCKS

Season	1 vs MVSU (12/10/12)
Career	1, 3x, last vs MVSU (12/10/12)
ACC	1 vs Florida State (1/10/12)

STEALS

Season	3, 3x, last at North Carolina (2/2/13)
Career	3, 3x, last at North Carolina (2/2/13)
ACC	3, 3x, last at North Carolina (2/2/13)



*- ACC games; # - ACC/Big Ten Challenge; !- Continental Tire Las Vegas Classic- Blacksburg, Va.;
^ - Continental Tire Las Vegas Classic - Las Vegas, Nev.

2012-2013 NOTES

Missed the ETSU game due to family matters ... Made season debut against VMI ... Scored first points of the season, making a basket at UNC Greensboro ... Had two assists against Appalachian State ... Scored five points in eight minutes of action against Iowa ... Grabbed four rebounds at West Virginia ... Scored a career-high ten points against Mississippi Valley State ... Had five points and two rebounds against Georgia Southern ... Tallied three steals and three assists in the ACC opener at Maryland ... Grabbed three rebounds and dished out two assists in the overtime win at Georgia Tech ... Had three steals and added six points against Virginia ... Scored seven points at Clemson ... Had three steals and two assists at North Carolina ... Scored five points at Virginia.


CAREER STATISTICS

Year	GP-GS	Min-Avg.	FGM-FGA-Pct.	3FG-FGA-Pct.	FTM-FTA-Pct.	Off.-Def.	Reb-Avg.	A-TO	Blk	Stl	TP-Avg.
11-12	23-6	317-13.8	22-65-.338	9-23-.391	8-13-.615	7-19	26-1.1	26-27	3	10	61-2.7
12-13	22-4	408-18.5	20-59-.339	11-34-.324	7-13-.538	5-19	24-1.1	21-22	1	16	58-2.6
Career	46-10	732-15.9	42-124-.339	20-57-.351	15-26-.577	12-38	50-1.1	48-50	4	26	119-2.6

WILL JOHNSTON

SOPHOMORE • GUARD • 6-3 • 185
MIDLOTHIAN, VA. • MIDLOTHIAN

#25



SEASON STATISTICS

Opponent	Min	FG-A-%	3FG-A-%	FT-A-%	O-D-T	A	TO	Blk	Stl	Pts
EAST TENNESSEE ST.	13	1-3-.333	1-3-.333	0-0-.000	0-0-0	2	0	0	1	3
RHODE ISLAND	11	1-1-1.000	1-1-1.000	0-0-.000	0-1-1	0	0	0	1	3
VMI	19	3-6-.500	3-6-.500	0-0-.000	0-0-0	0	0	0	0	9
at UNC Greensboro	10	3-3-1.000	3-3-1.000	0-0-.000	0-0-0	0	0	0	0	9
APPALACHIAN STATE	4	0-0-.000	0-0-.000	0-0-.000	0-0-0	0	0	0	0	0
IOWA#	2	1-1-1.000	1-1-1.000	0-0-.000	0-0-0	0	0	0	0	3
15/17 OKLAHOMA STATE at West Virginia	10	0-1-.000	0-1-.000	0-0-.000	0-0-0	1	0	0	0	0
MISSISSIPPI VALLEY STATE! at West Virginia	8	0-2-.000	0-2-.000	0-0-.000	0-1-1	0	1	0	0	0
GEORGIA SOUTHERN! vs. Bradley^	4	0-0-.000	0-0-.000	0-0-.000	0-0-0	0	0	0	0	0
vs. Colorado State^	10	1-1-1.000	1-1-1.000	1-2-.500	1-0-1	0	0	0	0	4
vs. BYU	16	1-5-.200	1-5-.200	3-4-.750	0-1-1	0	1	0	1	6
at Maryland*	10	0-1-.000	0-1-.000	0-0-.000	0-0-0	0	0	0	0	0
BOSTON COLLEGE*	17	2-3-.667	1-1-1.000	0-1-.000	0-0-0	1	0	0	0	5
at Georgia Tech*	6	0-2-.000	0-2-.000	0-0-.000	0-1-1	0	0	0	0	0
WAKE FOREST*	1	0-0-.000	0-0-.000	0-0-.000	0-0-0	0	0	0	0	0
VIRGINIA*	7	0-1-.000	0-1-.000	0-0-.000	0-0-0	1	0	0	0	0
at Clemson*	2	0-0-.000	0-0-.000	0-0-.000	0-0-0	0	0	0	0	0
14/15 MIAMI*		-- DNP --								
at North Carolina*	2	0-0-.000	0-0-.000	0-0-.000	0-0-0	0	0	0	0	0
MARYLAND*	22	0-2-.000	0-2-.000	1-2-.500	0-1-1	1	0	0	0	1
GEORGIA TECH*	23	2-6-.333	2-5-.200	0-0-.000	0-2-2	1	0	0	0	6
at Virginia*	28	1-2-.500	1-2-.500	0-1-.000	0-1-1	1	0	0	1	3
at NC State*	28	2-4-.500	2-3-.667	0-0-.000	1-1-2	0	1	0	0	6
DUKE*										
FLORIDA STATE*										
at Miami*										
CLEMSON*										
at Duke*										
at Wake Forest*										

*- ACC games; # - ACC/Big Ten Challenge; !-Continental Tire Las Vegas Classic- Blacksburg, Va.;
^ - Continental Tire Las Vegas Classic - Las Vegas, Nev.

2012-2013 NOTES

Scored a three and had two assists in the season opener against ETSU ... Buried a three in 11 minutes of action against Rhode Island ... Tallied a career-high nine points against VMI ... Scored nine points, going a perfect 3-for-3 from beyond the arc at UNC Greensboro ... Drained a three in two minutes of action against Iowa ... Scored four points and grabbed a rebounds against Colorado State ... Put up five points against Boston College ... Scored six points against Georgia Tech ... Made his first-career start at Virginia ... Scored six points at NC State.

SEASON/CAREER GAME HIGHS

POINTS

Season 9 vs VMI (11/15/12), at UNCG (11/19/12)
Career 9 vs VMI (11/15/12), at UNCG (11/19/12)
ACC 5 vs Boston College (1/9/13)

MINUTES PLAYED

Season 28 at Virginia (2/12/13)
Career 28 at Virginia (2/12/13)
ACC 28 at Virginia (2/12/13)

FIELD GOALS MADE

Season 3 vs VMI (11/15/12), at UNCG (11/19/12)
Career 3 vs VMI (11/15/12)
ACC 2 vs BC (1/9/13), at NC State (2/16/13)

FIELD GOAL ATTEMPTS

Season 6 vs VMI (11/15/12), at UNCG (11/19/12)
Career 6 vs VMI (11/15/12)
ACC 4 at NC State (2/16/13)

3-PT FIELD GOALS MADE

Season 3 vs VMI (11/15/12), at UNCG (11/19/12)
Career 3 vs VMI (11/15/12), at UNCG (11/19/12)
ACC 2 vs GT (2/9/13), at NC State (2/16/13)

3-PT FIELD GOAL ATTEMPTS

Season 6 vs VMI (11/15/12)
Career 6 vs VMI (11/15/12)
ACC 5 vs Georgia Tech (2/9/13)

FREE THROWS MADE

Season 3 at BYU (12/29/12)
Career 3 at BYU (12/29/12)
ACC 1 vs Maryland (2/7/13)

FREE THROW ATTEMPTS

Season 4 at BYU (12/29/12)
Career 4 at BYU (12/29/12)
ACC 2 vs Maryland (2/7/13)

REBOUNDS

Season 2 vs GT (2/9/13), at NC State (2/16/13)
Career 2 vs GT (2/9/13), at NC State (2/16/13)
ACC 2 vs GT (2/9/13), at NC State (2/16/13)

ASSISTS

Season 2 vs ETSU (11/10/12)
Career 2 vs ETSU (11/10/12)
ACC 1, 4x, last at Virginia (2/12/13)

BLOCKS

Season N/A
Career N/A
ACC N/A

STEALS

Season 1, 4x, last at Virginia (2/12/13)
Career 1, 4x, last at Virginia (2/12/13)
ACC 1 at Virginia (2/12/13)



CAREER STATISTICS

Year	GP-GS	Min-Avg.	FGM-FGA-Pct.	3FG-FGA-Pct.	FTM-FTA-Pct.	Off.-Def.	Reb.-Avg.	A-TO	Blk	Stl	TP-Avg.
11-12	4-0	8-2.0	1-3-.333	1-3-.333	0-0-.000	0-0	0-0.0	0-0	0	0	3-0.8
12-13	22-2	260-11.8	18-44-.409	17-40-.425	5-10-.500	2-9	11-0.5	8-3	0	4	58-2.6
Career	26-2	268-10.3	19-47-.404	18-43-.419	5-10-.500	2-9	11-0.4	8-3	0	4	61-2.3

JOEY van ZEGEREN

R-FRESHMAN • FORWARD • 6-10 • 220
HOOGEVEEN, THE NETHERLANDS • CANARIAS

#2



SEASON STATISTICS

SEASON/CAREER GAME HIGHS

Opponent	Min	FG-A-%	3FG-A-%	FT-A-%	O-D-T	A	TO	Blk	Stl	Pts
EAST TENNESSEE ST.	18	3-3-1.000	0-0-0.000	0-0-0.000	1-1-2	0	0	1	0	6
RHODE ISLAND	12	1-2-5.000	0-0-0.000	0-2-0.000	2-4-6	0	0	1	0	2
VMI	18	2-3-333	0-0-0.000	0-0-0.000	1-7-8	0	0	1	0	4
at UNC Greensboro	12	1-1-1.000	0-0-0.000	0-2-0.000	0-1-1	0	3	0	1	2
APPALACHIAN STATE	11	1-2-5.000	0-0-0.000	0-0-0.000	0-0-0	0	0	0	0	2
IOWA#	12	3-6-500	0-0-0.000	4-5-800	3-0-3	0	2	0	0	10
15/17 OKLAHOMA STATE	8	1-2-500	0-0-0.000	0-0-0.000	0-0-0	0	1	1	1	2
at West Virginia	12	1-3-333	0-0-0.000	0-0-0.000	1-1-2	0	0	2	0	2
MISSISSIPPI VALLEY STATE!	23	3-3-1.000	0-0-0.000	3-6-500	1-6-7	0	0	3	0	9
GEORGIA SOUTHERN!	19	0-3-0.000	0-0-0.000	2-4-500	4-1-5	1	1	0	1	2
vs. Bradley^	13	0-1-0.000	0-0-0.000	2-4-500	2-3-5	0	2	0	1	2
vs. Colorado State^	14	0-0-0.000	0-0-0.000	2-3-667	0-2-2	0	0	2	0	2
vs. BYU	18	3-4-750	0-0-0.000	1-4-250	3-1-4	0	3	1	2	7
at Maryland*	26	3-4-750	0-0-0.000	4-5-800	3-2-5	0	2	0	0	10
BOSTON COLLEGE*	24	3-4-750	0-0-0.000	1-2-500	1-3-4	0	3	0	0	7
at Georgia Tech*	15	2-4-500	0-0-0.000	0-0-0.000	1-0-1	0	0	1	0	4
WAKE FOREST*	21	2-5-200	0-0-0.000	1-2-500	1-1-2	0	2	1	0	5
VIRGINIA*	18	1-2-500	0-0-0.000	0-4-0.000	2-3-5	0	3	0	0	2
at Clemson*	9	0-0-0.000	0-0-0.000	0-0-0.000	0-1-1	0	0	1	0	0
14/15 MIAMI*	22	1-5-200	0-0-0.000	0-0-0.000	2-4-6	0	4	0	0	6
at North Carolina*	13	0-0-0.000	0-0-0.000	3-4-750	3-1-4	1	0	1	1	3
MARYLAND*	17	1-3-333	0-0-0.000	0-2-0.000	3-1-4	0	1	1	0	2
GEORGIA TECH*	9	0-0-0.000	0-0-0.000	0-0-0.000	0-1-1	0	0	0	0	0
at Virginia*	14	0-0-0.000	0-0-0.000	0-0-0.000	1-3-4	0	1	1	0	0
at NC State*	14	1-1-1.000	0-0-0.000	0-0-0.000	2-1-3	0	0	0	0	2
DUKE*										
FLORIDA STATE*										
at Miami*										
CLEMSON*										
at Duke*										
at Wake Forest*										

POINTS

Season	10 vs Iowa (11/27/12), at MD (1/5/13)
Career	10 vs Iowa (11/27/12), at MD (1/5/13)
ACC	10 at Maryland (1/5/13)

MINUTES PLAYED

Season	26 at Maryland (1/5/13)
Career	26 at Maryland (1/5/13)
ACC	26 at Maryland (1/5/13)

FIELD GOALS MADE

Season	3, 6x, last vs Boston College (1/9/13)
Career	3, 6x, last vs Boston College (1/9/13)
ACC	3 at MD (1/5/13), vs BC (1/9/13)

FIELD GOAL ATTEMPTS

Season	6 vs Iowa (11/27/12)
Career	6 vs Iowa (11/27/12)
ACC	5 vs WF (1/19/13), vs Miami (1/30/13)

3-PT FIELD GOALS MADE

Season	N/A
Career	N/A
ACC	N/A

3-PT FIELD GOAL ATTEMPTS

Season	N/A
Career	N/A
ACC	N/A

FREE THROWS MADE

Season	4 vs Iowa (11/27/12), at MD (1/5/13)
Career	4 vs Iowa (11/27/12)
ACC	4 at Maryland (1/5/13)

FREE THROW ATTEMPTS

Season	6 vs MVSU (12/10/12)
Career	6 vs MVSU (12/10/12)
ACC	5 at Maryland (1/5/13)

REBOUNDS

Season	8 vs VMI (11/15/12)
Career	8 vs VMI (11/15/12)
ACC	6 vs Miami (1/30/13)

ASSISTS

Season	1 vs GSU (12/15/12), at UNC (2/2/13)
Career	1 vs GSU (12/15/12), at UNC (2/2/13)
ACC	1 at North Carolina (2/2/13)

BLOCKS

Season	3 vs MVSU (12/10/12)
Career	3 vs MVSU (12/10/12)
ACC	1, 6x, last at Virginia (2/12/13)

STEALS

Season	2 at BYU (12/29/12)
Career	2 at BYU (12/29/12)
ACC	1 at North Carolina (2/2/13)



*- ACC games; # - ACC/Big Ten Challenge; !- Continental Tire Las Vegas Classic- Blacksburg, Va.;
^ - Continental Tire Las Vegas Classic - Las Vegas, Nev.

2012-2013 NOTES

Scored six points in the season opener against ETSU ... Grabbed six rebounds and scored two points against Rhode Island ... Brought down eight rebounds and added four points against VMI ... Put up ten points in the win over Iowa ... Blocked three shots, brought down seven rebounds and scored nine points, six of which came on a season-best three dunks ... Grabbed five rebounds in the overtime win over Bradley ... Scored seven points and grabbed four boards at BYU ... Scored a career-best 10 points, also adding five rebounds in his first career start at Maryland ... Grabbed four rebounds and scored seven points against Boston College ... Scored five points in the win over Wake Forest ... Brought down five rebounds against Virginia ... Grabbed four rebounds at North Carolina.

CAREER STATISTICS

Year	GP-GS	Min-Avg.	FGM-FGA-Pct.	3FG-FGA-Pct.	FTM-FTA-Pct.	Off.-Def.	Reb-Avg.	A-TO	Blk	Stl	TP-Avg.
11-12	3-0	10-3.3	0-0-0.000	0-0-0.000	0-0-0.000	0-0	0-0.0	0-0	1	0	0-0.0
12-13	25-4	39-15.6	33-61-.541	0-0-0.000	23-49-.469	37-48	85-3.4	3-28	18	7	89-3.6
Career	28-4	401-14.3	33-61-.541	0-0-0.000	23-49-.469	37-48	85-3.0	3-28	19	7	89-3.2

MARSHALL WOOD

FRESHMAN • FORWARD • 6-8 • 210
RUSTBURG, VA. • RUSTBURG

#33



SEASON STATISTICS

SEASON/CAREER GAME HIGHS

Opponent	Min	FG-A-%	3FG-A-%	FT-A-%	O-D-T	A	TO	Blk	Stl	Pts
EAST TENNESSEE ST.	22	1-6-.167	0-3-.000	3-4-.750	2-4-6	2	2	0	0	5
RHODE ISLAND	28	2-7-.286	0-5-.000	0-0.000	0-3-3	0	1	4	1	4
VMI	14	2-4-.500	2-3-.667	0-0-.000	0-2-2	0	0	0	0	6
at UNC Greensboro	19	1-5-.200	1-5-.200	2-4-.500	2-9-11	1	0	0	1	5
APPALACHIAN STATE	25	4-8-.500	1-4-.250	4-7-.571	2-6-8	2	1	0	0	13
IOWA#	16	1-6-.167	0-2-.000	2-2-1.000	1-3-4	0	0	0	0	4
15/17 OKLAHOMA STATE	26	1-3-.333	0-1-.000	6-7-.857	3-2-5	0	1	1	0	5
at West Virginia	5	0-2-.000	0-1-.000	2-2-1.000	0-2-2	0	0	0	0	2
MISSISSIPPI VALLEY STATE!	15	2-5-.400	0-1-.000	4-6-.667	2-1-3	1	2	1	0	8
GEORGIA SOUTHERN!	13	1-3-.300	1-3-.333	0-0-.000	0-1-1	0	2	1	0	3
vs. Bradley^		--DNP--								
vs. Colorado State^		--DNP--								
vs. BYU		--DNP--								
at Maryland*		--DNP--								
BOSTON COLLEGE*		--DNP--								
at Georgia Tech*		--DNP--								
WAKE FOREST*		--DNP--								
VIRGINIA*	7	0-0-.000	0-0-.000	0-0-.000	0-0-0	0	1	0	0	0
at Clemson*	15	0-3-.000	0-1-.000	0-0-.000	1-2-3	2	0	0	1	0
14/15 MIAMI*	6	0-2-.000	0-1-.000	0-3-.000	0-0-0	0	0	0	0	0
at North Carolina*	10	1-1-.1000	0-0-.000	0-0-.000	1-1-2	0	2	0	0	2
MARYLAND*	6	0-1-.000	0-1-.000	0-0-.000	0-3-3	0	0	0	0	0
GEORGIA TECH*	16	1-1-.1000	1-1-1.000	0-0-.000	0-3-3	0	1	0	0	3
at Virginia*	22	3-5-.600	2-4-.500	0-0-.000	0-5-5	1	1	0	0	8
at NC State*	31	5-10-.500	4-9-.444	0-0-.000	2-14-16	1	2	1	0	14
DUKE*										
FLORIDA STATE*										
at Miami*										
CLEMSON*										
at Duke*										
at Wake Forest*										

POINTS

Season	14 at NC State (2/16/13)
Career	14 at NC State (2/16/13)
ACC	14 at NC State (2/16/13)

MINUTES PLAYED

Season	31 at NC State (2/16/13)
Career	31 at NC State (2/16/13)
ACC	31 at NC State (2/16/13)

FIELD GOALS MADE

Season	5 at NC State (2/16/13)
Career	5 at NC State (2/16/13)
ACC	5 at NC State (2/16/13)

FIELD GOAL ATTEMPTS

Season	10 at NC State (2/16/13)
Career	10 at NC State (2/16/13)
ACC	10 at NC State (2/16/13)

3-PT FIELD GOALS MADE

Season	4 at NC State (2/16/13)
Career	4 at NC State (2/16/13)
ACC	4 at NC State (2/16/13)

3-PT FIELD GOAL ATTEMPTS

Season	9 at NC State (2/16/13)
Career	9 at NC State (2/16/13)
ACC	9 at NC State (2/16/13)

FREE THROWS MADE

Season	6 vs Oklahoma State (12/1/12)
Career	6 vs Oklahoma State (12/1/12)
ACC	N/A

FREE THROW ATTEMPTS

Season	7 vs ASU (11/23/12), vs Ok St (12/1/12)
Career	7 vs ASU (11/23/12), vs Ok St (12/1/12)
ACC	3 vs Miami (1/30/13)

REBOUNDS

Season	16 at NC State (2/16/13)
Career	16 at NC State (2/16/13)
ACC	16 at NC State (2/16/13)

ASSISTS

Season	2, 3x, last at Clemson (1/27/13)
Career	2, 3x, last at Clemson (1/27/13)
ACC	2 at Clemson (1/27/13)

BLOCKS

Season	4 vs URI (11/12/12)
Career	4 vs URI (11/12/12)
ACC	1 at NC State (2/16/13)

STEALS

Season	1, 3x, last at Clemson (1/27/13)
Career	1, 3x, last at Clemson (1/27/13)
ACC	1 at Clemson (1/27/13)



2012-2013 NOTES

Grabbed six rebounds and scored five points in collegiate debut against ETSU ... Blocked four shots and added four points against Rhode Island ... Scored six points against VMI ... Grabbed 11 boards and added five points at UNC Greensboro ... Scored 13 points and brought down eight rebounds in the win over Appalachian State ... Brought down five rebounds and scored five points against Oklahoma State ... Scored eight points against Mississippi Valley State ... Missed seven games with a fractured foot, suffered in the Georgia Southern game ... Returned to action against Virginia ... Scored eight points and grabbed five rebounds at Virginia ... Had a career day at NC State, notching his first double-double with 14 points and 16 rebounds.

CAREER STATISTICS

Year	GP-GS	Min-Avg.	FGM-FGA-Pct.	3FG-FGA-Pct.	FTM-FTA-Pct.	Off.-Def.	Reb-Avg.	A-TO	Blk	Stl	TP-Avg.
12-13	18-0	293-16.3	25-72-.347	12-45-.267	23-35-.657	16-61	77-4.3	10-16	8	3	85-4.7

*- ACC games; # - ACC/Big Ten Challenge; !-Continental Tire Las Vegas Classic- Blacksburg, Va.;
^ - Continental Tire Las Vegas Classic - Las Vegas, Nev.

CHRISTIAN BEYER

SOPHOMORE • FORWARD • 6-7 • 200
NEW BERN, N.C. • NEW BERN

#22



SEASON STATISTICS

Opponent	Min	FG-A-%	3FG-A-%	FT-A-%	O-D-T	A	TO	Blk	Stl	Pts
EAST TENNESSEE ST.	1	0-0-0.000	0-0-0.000	0-0-0.000	0-1-1	0	0	0	0	0
RHODE ISLAND	1	0-0-0.000	0-0-0.000	0-0-0.000	0-1-1	0	0	0	0	0
VMI	1	0-0-0.000	0-0-0.000	0-0-0.000	0-0-0	0	0	0	0	0
APPALACHIAN STATE	1	0-0-0.000	0-0-0.000	0-0-0.000	0-0-0	0	0	0	0	0
MISS. VALLEY STATE	10	0-4-0.000	0-2-0.000	2-2-1.000	2-3-5	0	1	1	0	2
Bradley ^	27	0-2-0.000	0-1-0.000	3-4-0.750	2-7-9	1	1	0	2	3
Colorado State ^	25	0-2-0.000	0-1-0.000	0-0-0.000	1-3-4	0	2	0	0	0
at BYU	23	4-6-667	0-0-0.000	1-2-500	6-5-11	2	3	0	0	9
at Maryland*	15	3-5-600	0-1-0.000	0-0-0.000	4-3-7	0	0	0	0	6
BOSTON COLLEGE*	22	2-2-1.000	0-0-0.000	2-2-1.000	2-6-8	2	0	0	0	6
at Georgia Tech*	13	0-2-0.000	0-0-0.000	0-0-0.000	0-2-2	0	1	0	0	0
WAKE FOREST*	9	1-2-500	0-1-0.000	1-2-500	1-3-4	0	0	1	1	3
VIRGINIA*	3	0-0-0.000	0-0-0.000	0-0-0.000	0-0-0	0	0	0	0	0
at Clemson*	16	1-4-250	1-1-1.000	1-2-500	2-2-4	0	0	0	0	4
14/15 MIAMI*	4	0-1-0.000	0-1-0.000	0-0-0.000	0-1-1	0	0	0	0	0
at North Carolina*	1	0-0-0.000	0-0-0.000	0-0-0.000	0-0-0	0	0	0	0	0
at Virginia*	2	0-0-0.000	0-0-0.000	0-0-0.000	0-0-0	0	0	0	0	0

^ - Continental Tire Las Vegas Classic - Las Vegas, Nev.; * - ACC games

2012-2013 NOTES

Grabbed a rebound in the season opener against ETSU and against Rhode Island ... Scored two points and brought down five rebounds in 10 minutes of action against Mississippi Valley State ... Grabbed nine rebounds in the overtime win over Bradley ... Brought down four rebounds against Colorado State ... Scored nine points and grabbed 11 rebounds at BYU ... Grabbed seven rebounds and scored six points in just 15 minutes of play in the ACC opener at Maryland ... Scored six points and brought down eight rebounds against Boston College ... Grabbed four rebounds and scored three points in nine minutes of action against Wake Forest ... Scored four points and brought down four rebounds at Clemson.


CAREER STATISTICS

Year	GP-GS	Min-Avg.	FGM-FGA-Pct.	3FG-FGA-Pct.	FTM-FTA-Pct.	Off.-Def.	Reb-Avg.	A-TO	Blk	Stl	TP-Avg.
12-13	17-0	178-10.5	11-30-367	1-8-125	10-14-714	20-37	57-3.8	5-8	2	3	33-

GREG DONLON

FRESHMAN • FORWARD • 6-8 • 230
MIDLOTHIAN, VA. • COSBY

#14



SEASON STATISTICS

Opponent	Min	FG-A-%	3FG-A-%	FT-A-%	O-D-T	A	TO	Blk	Stl	Pts
VMI	1	0-0-0.000	0-0-0.000	0-0-0.000	0-0-0	0	0	0	0	0
MISS. VALLEY STATE	7	0-0-0.000	0-0-0.000	0-0-0.000	0-1-1	0	0	0	0	0
Colorado State ^	1	0-0-0.000	0-0-0.000	0-0-0.000	0-0-0	0	0	0	0	0
at BYU	2	0-0-0.000	0-0-0.000	1-2-500	0-0-0	0	0	0	0	1
at Virginia*	2	0-0-0.000	0-0-0.000	0-0-0.000	0-0-0	0	0	0	0	0

^ - Continental Tire Las Vegas Classic - Las Vegas, Nev.

2012-2013 NOTES

Brought down a rebound against Mississippi Valley State in seven minutes of action ... Made a foul shot at BYU.

CAREER STATISTICS

Year	GP-GS	Min-Avg.	FGM-FGA-Pct.	3FG-FGA-Pct.	FTM-FTA-Pct.	Off.-Def.	Reb-Avg.	A-TO	Blk	Stl	TP-Avg.
12-13	5-0	13-2.6	0-1-0.000	0-0-0.000	1-2-500	0-1	1-0.3	0-0	0	0	1-

JOEY RACER

SENIOR • GUARD • 6-1 • 165
BERRYVILLE, VA. • CLARKE COUNTY

#24



SEASON STATISTICS

Opponent	Min	FG-A-%	3FG-A-%	FT-A-%	O-D-T	A	TO	Blk	Stl	Pts
EAST TENNESSEE ST.	1	1-1-1.000	1-1-1.000	0-0-.000	0-0-0	0	0	0	0	3
RHODE ISLAND	1	0-0-.000	0-0-.000	0-0-.000	0-0-0	0	0	0	0	0
VMI	3	0-0-.000	0-0-.000	0-0-.000	0-0-0	0	0	0	0	0
MISS. VALLEY STATE	1	0-1-.000	0-1-.000	0-0-.000	0-0-0	0	0	0	0	0
Colorado State ^	3	0-0-.000	0-0-.000	1-2-.500	1-0-1	0	0	0	0	1
at BYU	6	1-1-1.000	0-0-.000	0-0-.000	0-0-0	0	0	0	0	2
14/15 MIAMI*	0+	0-0-.000	0-0-.000	0-0-.000	0-0-0	0	0	0	0	0
at Virginia*	2	0-0-.000	0-0-.000	0-0-.000	0-0-0	0	0	0	0	0

2012-2013 NOTES

Buried a three in the season opener against ETSU ... Grabbed a rebound and made a foul shot against Colorado State ... Scored two points at BYU.

^-- Continental Tire Las Vegas Classic - Las Vegas, Nev.

CAREER STATISTICS

Year	GP-GS	Min-Avg.	FGM-FGA-Pct.	3FG-FGA-Pct.	FTM-FTA-Pct.	Off.-Def.	Reb-Avg.	A-TO	Blk	Stl	TP-Avg.
11-12	6-1	4-0.6	1-8-.125	0-3-.000	0-0-.000	2-2	4-0.7	0-4	0	0	2-0.3
12-13	8-0	23-2.9	2-3-.667	1-2-.500	1-2-.500	1-0	1-0.2	0-0	0	0	6-
Career	14-1	40-2.9	3-11-.273	1-5-.200	1-2-.500	3-2	5-0.4	0-4	0	0	8-

MARCUS PATRICK

FRESHMAN • GUARD • 5-9 • 165
RUSTBURG, VA. • RUSTBURG

#5



SEASON STATISTICS

Opponent	Min	FG-A-%	3FG-A-%	FT-A-%	O-D-T	A	TO	Blk	Stl	Pts
EAST TENNESSEE ST.	3	0-0-.000	0-0-.000	0-0-.000	0-0-0	1	1	0	0	0
RHODE ISLAND	6	0-2-.000	0-0-.000	2-2-1.000	0-0-0	0	0	0	0	2
VMI	11	0-2-.000	0-2-.000	0-0-.000	0-1-1	1	2	0	1	0
MISS. VALLEY STATE	10	0-3-.000	0-1-.000	0-0-.000	0-2-2	0	2	0	0	0
Colorado State^	1	0-1-.000	0-1-.000	0-0-.000	0-0-0	0	0	0	0	0
at BYU	2	0-1-.000	0-0-.000	0-2-.000	0-1-1	0	0	0	0	0
GEORGIA TECH*	1	0-0-.000	0-0-.000	0-0-.000	0-0-0	0	0	0	0	0
at Virginia*	2	2-2-1.000	0-0-.000	0-0-.000	0-1-1	0	0	0	0	4

2012-2013 NOTES

Had an assist against ETSU ... Made two foul shots against Rhode Island ... Had an assist and a steal against VMI ... Grabbed two rebounds in 10 minutes of action against Mississippi Valley State ... Grabbed a rebound at BYU ... Scored four points and grabbed a rebound in two minutes of action at Virginia.

^-- Continental Tire Las Vegas Classic - Las Vegas, Nev.; * denotes ACC games

CAREER STATISTICS

Year	GP-GS	Min-Avg.	FGM-FGA-Pct.	3FG-FGA-Pct.	FTM-FTA-Pct.	Off.-Def.	Reb-Avg.	A-TO	Blk	Stl	TP-Avg.
12-13	8-0	39-4.9	2-11-.182	0-4-.000	2-4-.500	0-5	5-0.6	2-5	0	1	6-0.8

GAME 1

VIRGINIA TECH 80, ETSU 62

NOV. 10, 2012 • 2 P.M. • BLACKSBURG, VA.

Erick Green scored 21 points to pace three players in double figures, as the Hokies made a winner of head coach James Johnson in his debut, downing East Tennessee State 80-62 at Cassell Coliseum in the season opener for both teams.

The Hokies' first-half shooting was just too much for ETSU to overcome, as Tech shot 56.5 percent from the floor (13 of 23) in running out to a 15-point lead at the break. The Buccaneers were within eight points with about six minutes left in the first half, but **Robert Brown** hit two 3-pointers sandwiched around a **Jarell Eddie** 3-pointer to give the Hokies a 15-point bulge, and the Buccaneers never recovered.

Green scored 14 of his 21 points in the first half and Brown added 13 for the Hokies, hitting three 3-pointers. Brown, coming off foot surgery this summer, finished with 16, while Eddie had 17 points and 10 rebounds for his second career double-double.

Nearly everything went right for Johnson in his debut. He planned to have his team play a more up-tempo style, and the Hokies scored 80 points – something they did just three times a year ago. They shot a respectable 46.6 percent from the floor and made 10 of 25 from beyond the 3-point arc. They also dished out 19 assists (six by Green) compared to 10 turnovers.

Cadarian Raines scored nine points and grabbed four rebounds for the Hokies, while **Marshall Wood**, a freshman, grabbed six rebounds and scored five points.

Freshman Lester Wilson came off the bench to lead the Buccaneers with 20 points. ETSU, which trailed by as many as 25 in the second half, shot just 38.7 percent from the floor (24 of 62).

ETSU (0-1, 0-0 A-Sun)

Player	MP	FG	FT	TR	PF	A	TO	Bk	Stl	TP
Petey McClain, g	29	3-8	0-0	1	3	3	4	0	0	6
Hunter Harris, f	18	2-5	0-3	6	2	1	1	0	0	4
John Walton, f	30	4-5	0-4	5	2	0	1	0	1	8
K. Gadsden-Gillard, f	24	2-8	2-4	4	3	3	2	1	1	6
Sheldon Cooley, g	27	0-8	2-2	4	3	2	2	0	1	2
Rashawn Rembert	6	0-3	0-0	0	0	0	0	0	0	0
Marcus Dubose	24	3-8	6-6	4	1	3	0	0	1	12
Lester Wilson	27	8-15	1-6	9	3	0	2	0	1	20
Yunio Barraeta	15	2-2	0-0	1	1	0	0	0	0	4
TEAM				5						
Totals	200	24-62	11-25	39	18	12	12	1	5	62

VIRGINIA TECH (1-0, 0-0 ACC)

Player	MP	FG	FT	TR	PF	A	TO	Bk	Stl	TP
Robert Brown, g	32	6-12	0-2	2	0	5	1	0	1	16
Jarell Eddie, f	37	6-12	2-2	10	2	2	3	0	1	17
C.J. Barksdale, f	17	0-1	0-0	3	4	1	2	0	0	0
Erick Green, g	34	6-11	8-12	2	1	6	1	0	2	21
Cadarian Raines, f	22	3-9	3-4	4	3	0	0	0	0	9
Joey van Zegeren	18	3-3	0-0	2	4	0	0	1	0	6
Joey Racer	1	1-1	0-0	0	0	0	0	0	0	3
Marcus Patrick	3	0-0	0-0	0	2	1	1	0	0	0
Will Johnston	13	1-3	0-0	0	2	0	0	0	1	3
Christian Beyer	1	0-0	0-0	1	0	0	0	0	0	0
Marshall Wood	22	1-6	3-4	6	4	2	2	0	0	5
TEAM				7						
Totals	200	27-58	16-24	37	20	19	10	1	5	80

3-Pointers.....VT 10 (Brown 4, Eddie 3, Green, Johnston, Racer)
 ETSU 3 (Wilson)
Blocks..... VT 1 (van Zegeren)
 ETSU 1 (Brown)
Steals.....VT 5 (Green 2, Brown, Eddie, Johnston)
 ETSU 5 (Cooley, Dubose, Gadsden-Gillard, Walton, Wilson)

Officials..... Cassidy, Andrakakos, Anderson
Technical..... None
Attendance.....6,632

Percentages:

	FG%	3FG%	FT%
ETSU	38.7	18.8	44.0
Virginia Tech	46.6	40.0	66.7

	28	34	—	62
ETSU				
Virginia Tech	28	34	—	62

GAME 2

VIRGINIA TECH 69, RHODE ISLAND 50

NOV. 12, 2012 • 7 P.M. • BLACKSBURG, VA.

Erick Green tied his career high with 25 points to lift the Hokies past Rhode Island 69-50 at Cassell Coliseum.

With the win, the Hokies moved to 2-0 overall on the season. Rhode Island fell to 0-2.

Green scored 17 of his 25 in the first half, as Tech jumped out to a 13-0 lead and never trailed. The Rams missed their first seven shots from the floor and didn't score in the first 5:08 of the game.

Rhode Island cut the lead to 28-24 on a basket by Xavier Munford with 1:59 left in the first half. But the Hokies scored the last eight points of the half – six of those coming on two Green 3-pointers – to take a 36-24 lead at halftime.

Rhode Island got no closer than 11 the rest of the game. The Rams had a chance to cut the lead to nine with 10:02 remaining, but Nikola Malesevic missed a layup, and Green responded for the Hokies by making two free throws with 9:46 left to push the lead back to 13.

Tech led by as many as 21 in the second half. Malesevic's missed layup was part of a terrible shooting night for the Rams, who made just 33.9 percent from the floor (20 of 59). Even worse, they made just 1 of 21 from beyond the 3-point arc.

Green, in particular, was great on offense. He hit 8 of 15 from the floor, including four 3-pointers. He made 5 of 8 from the free-throw line, and he also dished out four assists.

Robert Brown scored 12 for the Hokies, and **Cadarian Raines** recorded his first career double-double, with 10 points and 12 rebounds.

As a team, the Hokies shot 45.6 percent from the floor and out-rebounded the Rams 42-37 after getting out-rebounded by East Tennessee State in the season opener.

RHODE ISLAND (0-2, 0-0 A-10)

Player	MP	FG	FT	TR	PF	A	TO	Bk	Stl	TP
Nikola Malesevic, f	38	1-7	4-4	4	1	2	2	0	0	6
Ryan Brooks, f	14	1-1	0-0	3	0	0	1	0	0	2
Mike Powell, g	36	1-12	1-2	2	2	2	0	0	0	3
Xavier Munford, g	38	11-22	1-5	6	4	0	4	0	2	24
Andre Malone, g	26	2-6	3-3	2	4	0	1	0	1	7
Alwayne Bigby	10	2-3	0-0	5	3	0	0	0	0	4
Jordan Hare	11	2-3	0-2	0	1	0	0	1	0	4
T.J. Buchanan	4	0-1	0-0	1	0	0	0	1	0	0
Mike Aaman	23	0-4	0-0	7	3	0	2	0	0	0
TEAM				7						
Totals	200	20-59	9-16	37	18	4	10	2	3	50

VIRGINIA TECH (2-0, 0-0 ACC)

Player	MP	FG	FT	TR	PF	A	TO	Bk	Stl	TP
Cadarian Raines, f	28	4-4	2-3	12	1	2	1	1	0	10
Jarell Eddie, f	35	4-11	0-0	8	1	3	2	2	0	9
C.J. Barksdale, f	12	1-3	0-0	1	0	1	0	0	0	2
Robert Brown, g	32	5-12	1-2	4	4	2	1	1	1	12
Erick Green, g	34	8-15	5-8	3	1	4	3	0	2	25
Joey van Zegeren	12	1-2	0-2	6	2	0	0	1	0	2
Marcus Patrick	6	0-2	2-2	0	0	0	0	0	0	2
Christian Beyer	1	0-0	0-0	1	0	0	0	0	0	0
Joey Racer	1	0-0	0-0	0	0	0	0	0	0	0
Will Johnston	11	1-1	0-0	1	3	0	0	0	1	3
Marshall Wood	28	2-7	0-0	3	3	0	1	4	1	4
TEAM				3						
Totals	200	26-57	10-17	42	15	14	9	9	5	69

3-Pointers.....VT 7 (Green 4, Brown, Eddie, Johnston)
 URI 1 (Munford)
Blocks..... VT 9 (Wood 4, Eddie 2, Barksdale, Raines)
 URI 2 (Buchanan, Hare)
Steals..... VT 5 (Green 2, Brown, Johnston, Wood)
 URI 3 (Munford 2, Malone)

Officials..... Kersey, Dorsey, Stephans
Technical..... None
Attendance.....6,270

Percentages:

	FG%	3FG%	FT%
Rhode Island	33.9	4.8	56.3
Virginia Tech	45.6	33.3	58.8

	24	26	—	50
Rhode Island				
Virginia Tech	24	26	—	50

GAME 3

VIRGINIA TECH 95, VMI 80

NOV. 15, 2012 • 7 P.M. • BLACKSBURG, VA.

Virginia Tech point guard **Erick Green** scored 23 points, including the 1,000th of his career, as the Hokies rolled past VMI 95-80.

Tech trailed in the early going, but a Green 3-pointer with 15:38 left in the first half sparked a 19-3 run in which five different players scored. A second Tech run late in the first half essentially put the game away. The Hokies led 35-21 at the media timeout with less than eight minutes left and then scored seven straight points out of the timeout to take a 42-21 bulge.

Tech led 46-30 at halftime and then opened the second half with a 12-2 run to build a 26-point lead. The Hokies, who are adapting to new coach James Johnson's fast-paced philosophies, would later lead by as many as 31. Only a 16-0 run by VMI late in the game against Tech's backups made the score respectable.

A Green jumper in that 12-2 run with 19:08 remaining in the game marked his 1,000th career point.

Green nailed 9 of 13 from the floor, including his lone 3-point attempt, and the Hokies, as a team, shot 52.9 percent. Four other players finished in double figures, with **Jarell Eddie** scoring 17, **Cadarian Raines** adding 14 and both **Robert Brown** and **C.J. Barksdale** each scoring 11.

Tech nailed 11 of 24 from beyond the 3-point arc, as Eddie and walk-on **Will Johnston** hit three 3-pointers and Brown and freshman Marshall Wood hit two each.

The Hokies' height and length bothered VMI the entire game, as Tech held the Keydets to just 35.5 percent from the floor in the first half and 40 percent for the game. The Keydets got a career-high 23 points from D.J. Covington.

VMI (1-3, 0-0)

Player	MP	FG	FT	TR	PF	A	TO	Bk	Stl	TP
Stan Okoye, f	27	5-10	3-5	7	1	1	3	0	0	13
D.J. Covington, f	28	10-17	3-4	0	1	1	0	3	0	23
Nick Gore, f	20	1-5	1-1	2	1	1	1	0	0	3
Rodney Glasgow, g	32	5-11	0-0	3	3	4	4	0	2	13
Brian Brown, g	16	0-4	0-0	2	0	1	0	0	0	0
Gavin Stephenson	17	3-6	1-1	4	1	1	1	0	1	8
Joe Carr	8	0-0	0-0	2	3	0	0	0	1	0
Dorian Albritton	14	2-6	0-0	2	1	1	0	0	0	6
Phillip Anglade	13	1-2	4-4	3	1	0	0	2	0	6
Jarid Watson	3	1-1	0-0	2	1	0	0	1	0	2
Tim Marshall	22	2-11	0-0	1	1	2	1	0	1	6
TEAM				7						
Totals	200	30-73	12-15	33	13	15	10	6	5	80

VIRGINIA TECH (3-0, 0-0 ACC)

Player	MP	FG	FT	TR	PF	A	TO	Bk	Stl	TP
Cadarian Raines, f	20	6-9	2-3	10	3	0	0	0	1	14
Jarell Eddie, f	28	6-11	2-2	8	2	3	4	1	2	17
C.J. Barksdale, f	25	4-8	3-4	6	1	1	0	0	0	11
Robert Brown, g	24	4-12	1-2	4	2	4	0	0	0	11
Erick Green, g	33	9-13	4-4	4	0	6	1	0	3	23
Joey van Zegeren	18	2-3	0-0	8	3	1	0	1	0	4
Marcus Patrick	11	0-2	0-0	1	1	2	0	1	0	0
Marquis Rankin	3	0-0	0-0	0	0	0	0	2	0	0
Greg Donlon	1	0-0	0-0	0	0	0	0	0	0	0
Christian Beyer	1	0-0	0-0	0	0	0	0	0	0	0
Joey Racer	3	0-0	0-0	0	0	0	0	0	0	0
Will Johnston	19	3-6	0-0	0	1	0	0	0	0	9
Marshall Wood	14	2-4	0-0	2	2	0	0	0	0	6
TEAM				1						
Totals	200	36-68	12-15	44	15	16	13	2	7	95

3-Pointers.....VT 11 (Eddie 3, Johnston 3,
 Brown 2, Wood 2, Green)
 VMI 8 (Glasgow 3, Albritton 2, Marshall 2, Stephenson)
Blocks..... VT 2 (Eddie, van Zegeren)
 VMI 6 (Covington 3, Anglade 2, Watson)
Steals.....VT 7 (Green 3, Eddie 2, Patrick, Raines)
 VMI 5 (Glasgow 2, Carr, Marshall, Stephenson)

Officials..... Eades, Testa, Covington, Jr.
Technical..... None
Attendance.....6883

Percentages:

	FG%	3FG%	FT%
VMI	41.1	21.6	80.0
Virginia Tech	52.9	45.8	80.0

	30	50	—
--	----	----	---

GAME 4

VIRGINIA TECH 96, UNC GREENSBORO 87

NOV. 19, 2012 • 7 P.M. • GREENSBORO, N.C.

The Virginia Tech tandem of **Erick Green** and **Jarell Eddie** each registered career highs and spearheaded a 14-1 run late in the game that helped the Hokies to a 96-87 nonconference victory over UNCG.

UNCG trailed by as many as 14 in the first half and by eight with less than 10 minutes to play. But the Spartans used a 14-2 run to take a 77-73 lead, grabbing their biggest lead on a basket by Trevis Simpson with 6:08 left in the game. Simpson scored 12 of the 14 points in the run and finished with 25 points.

But the Hokies responded. Green, who had been quiet in the second half, scored with 5:49 remaining to start a 14-1 run. He scored 10 of the 14 points in that run, and his two free throws with 1:22 left gave the Hokies an 87-78 lead.

UNCG cut the lead to four on a basket by Simpson with 54 seconds left, but the Hokies' free-throw shooting down the stretch was just too good. Tech made 18 of its final 22 free-throw attempts and shot 81 percent from the line.

Green went 12 of 12 from the free-throw line in the final 4:18. He made all 16 of his attempts for the game, which carried his performance on a night in which he made just 4 of 15 shots.

Eddie and Green combined to score 25 of the Hokies' final 26 points. Eddie scored a game-high 28 points, hitting 7 of 9 from the floor and 9 of 10 from the free-throw line. He nailed all five of his 3-point attempts.

UNCG stayed in the game with its 3-point shooting, as the Spartans hit 11 of 35 from beyond the arc. Derrell Armstrong added 23 for the Spartans.

The Hokies also got 10 points from **Robert Brown**, nine points and nine rebounds from **Cadarian Raines** and nine points from **Will Johnston**. Also, **Marshall Wood** grabbed a career-high 11 rebounds.

The game turned out to be historic for Johnson, who became the first Tech coach to win his first four games in his inaugural season as the Hokies' coach since Bill Matthews went 4-0 to start the 1962-63 season.

VIRGINIA TECH (4-0, 0-0 ACC)

Player	MP	FG	FT	TR	PF	A	TO	Blk	Stl	TP
Robert Brown, g	30	3-7	1-2	2	3	3	2	1	0	10
Jarell Eddie, f	34	7-9	9-10	5	0	2	2	3	0	28
C.J. Barksdale, f	22	1-4	3-4	6	2	1	2	2	0	5
Erick Green, g	38	4-15	16-16	3	1	6	2	1	1	26
Cadarian Raines, f	27	3-8	3-4	9	4	0	3	1	1	9
Joey van Zegeren	12	1-1	0-2	1	1	0	3	0	1	2
Marquis Rankin	8	1-1	0-0	0	0	0	0	0	0	2
Will Johnston	10	3-3	0-0	0	1	0	0	0	0	9
Marshall Wood	19	1-5	2-4	11	3	1	0	0	1	5
TEAM				4						
Totals	200	24-53	34-42	41	15	13	14	8	4	96

UNC GREENSBORO (1-3, 0-0 SoCon)

Player	MP	FG	FT	TR	PF	A	TO	Blk	Stl	TP
David Williams, f	17	2-2	1-2	2	5	2	0	0	0	5
Kelvin McNeil, f	27	5-8	2-3	12	3	1	1	0	1	12
Korey van Dussen, g	28	4-9	0-0	3	4	2	1	0	1	10
Trevis Simpson, g	31	10-23	2-2	3	4	4	0	0	0	25
Drew Parker, g	23	1-3	0-0	2	3	4	3	0	2	3
Kayel Locke	25	2-8	2-4	7	4	0	1	0	0	6
Derrell Armstrong	30	7-15	5-6	3	0	2	1	0	0	23
Taylor Hoffer	7	0-0	0-0	2	2	0	1	0	0	0
Nicholas Paulos	9	1-4	0-0	1	1	1	1	0	0	3
RJ White	3	0-1	0-0	2	0	0	0	0	1	0
TEAM				1						
Totals	200	32-75	12-17	38	25	16	9	0	5	87

3-Pointers.....VT 14 (Eddie 5, Brown 3, Johnston 3, Green 2, Wood)

.....UNCG 11 (Armstrong 4, Simpson 3, van Dussen 2, Parker, Paulos)

Blocks..... VT 8 (Eddie 3, Barksdale 2, Brown, Green)

.....UNCG 0

Steals.....VT 4 (Green, Raines, van Zegeren, Wood)

.....UNCG 5 (Parker 2, McNeil, van Dussen, White)

Officials.....Hess, Groover, Nestor

Technical.....None

Attendance.....3,082

Percentages:

Virginia Tech FG%...45.3 3FG%...63.6 FT%...81.0
UNC Greensboro FG%...42.7 3FG%...31.4 FT%...70.6

Virginia Tech	45	51	—	96
UNC Greensboro	41	46	—	87

GAME 5

VIRGINIA TECH vs. APPALACHIAN ST.

NOV. 23, 2012 • 2 P.M. • BLACKSBURG, VA.

Virginia Tech used a career-high 27 points from point guard **Erick Green** to outlast Appalachian State 87-76.

With the win, the Hokies moved to 5-0 on the season. The Hokies are 5-0 for the first time since the 1984-85.

The Hokies struggled somewhat against Appalachian State for the better part of 30 minutes. The Mountaineers, picked to finish fourth in the Southern Conference's North Division, trailed just 60-58 after a 3-pointer by Nathan Healy with 10:41 remaining.

But Virginia Tech answered with a 13-2 run that put the game away. Green scored six points in the run, including a one-handed slam with 4:51 to go that capped the run and gave the Hokies a 73-60 lead. The Hokies built the lead to 79-64 on a three-point play by **Cadarian Raines** with 3:28 remaining, and the Mountaineers got no closer than 11.

Green, who became the first Tech player to score 20 points or more in the Hokies first five games to start a season since **Bimbo Coles** scored 20 or more in the first nine games of the 1989-90 season, made 8 of 16 from the floor and all 11 of his free-throw attempts. He has made 31 consecutive free throws. The Hokies made 30 of their 39 free-throw attempts. In contrast, the Mountaineers hit just 12 of 21 and turned the ball over 19 times.

Jarell Eddie added 23 points for the Hokies, making 7 of 9 from the floor, including 4 of 5 from beyond the 3-point arc. Eddie has made 14 of his past 18 shots from the floor, including 9 of his past 10 3-point attempts. He's shooting 57.7 percent from the floor this season, including 59.3 percent from beyond the 3-point arc.

Marshall Wood had a career-high 13 points and also grabbed a game-high eight rebounds for Virginia Tech, which shot 50 percent (26 of 52) from the floor.

APPALACHIAN STATE (1-4)

Player	MP	FG	FT	TR	PF	A	TO	Blk	Stl	TP
Michael Obacha, f	22	2-2	1-4	3	4	1	3	0	0	5
Nathan Healy, f	39	4-8	1-2	7	4	0	1	1	3	11
Tab Hamilton, g	27	7-12	0-0	1	4	0	2	0	1	15
Jamaal Trice, g	40	5-15	6-7	4	1	2	4	0	0	19
Jay Canty, g	40	8-16	3-4	7	2	1	6	1	1	21
Tevin Baskin	13	2-5	1-4	6	4	0	2	0	0	5
Chris Bruggess	12	0-1	0-0	1	2	0	1	0	0	0
Rantavious Gilbert	0+	0-0	0-0	0	0	0	0	0	0	0
Tommy Spagnolo	6	0-1	0-0	3	5	2	0	0	0	0
Frank Eaves	1	0-0	0-0	0	0	0	0	0	0	0
TEAM				3						
Totals	200	28-60	12-21	35	26	6	19	2	5	35

VIRGINIA TECH (5-0, 0-0 ACC)

Player	MP	FG	FT	TR	PF	A	TO	Blk	Stl	TP
Cadarian Raines, f	18	1-3	1-3	2	4	0	3	1	1	3
Jarell Eddie, f	35	7-9	5-6	2	3	0	3	1	0	23
C.J. Barksdale, f	25	3-5	4-5	7	3	2	1	0	2	10
Robert Brown, g	25	2-8	5-6	2	2	6	3	1	1	9
Erick Green, g	36	8-16	11-11	4	2	4	2	0	2	27
Joey van Zegeren	11	1-2	0-0	1	0	0	0	0	0	2
Marquis Rankin	20	0-1	0-2	0	1	2	0	0	1	0
Christian Beyer	1	0-0	0-0	0	0	0	0	0	0	0
Will Johnston	4	0-0	0-0	0	1	0	0	0	0	0
Marshall Wood	25	4-8	4-7	8	2	2	1	0	0	13
TEAM				2						
Totals	200	26-52	30-39	27	19	16	13	3	7	87

3-Pointers.....VT 5 (Eddie 4, Wood)

.....ASU 8 (Trice 3, Canty 2, Healy 2, Hamilton)

Blocks..... VT 3 (Brown, Eddie, Raines)

.....ASU 2 (Canty, Healy)

Steals.....VT 7 (Barksdale 2, Green 2, Brown, Raines, Rankin)

.....ASU 5 (Healy 3, Canty, Hamilton)

Officials.....Clinton, Kelly, Gaffney

Technical.....None

Attendance.....7,094

Percentages:

Appalachian State FG%...46.7 3FG%...36.4 FT%...57.1
Virginia Tech FG%...50.0 3FG%...27.8 FT%...76.9

Appalachian State	38	38	—	76
Virginia Tech	41	46	—	87

GAME 6

VIRGINIA TECH 95, IOWA 79

NOV. 27, 2012 • 7:15 P.M. • BLACKSBURG, VA.

Erick Green scored 16 of his game-high 24 points in the second half to pace five players in double figures as the Hokies rolled to an eye-opening 95-79 victory.

The Hokies took control of the game with a 19-1 run that spanned the two halves. Tech Iowa's Roy Devyn Marble scored to give the Hawkeyes a 37-36 with 3:16 left in the first half, but the Hokies closed the half with a 10-1 run and took a 46-38 lead at the break.

Then, to open the second half, Tech went on a 9-0 run – with Green scoring all nine points. His three-point play with 19:30 left in the game started the outburst, and he also hit two short jumpers before ending the run with two free throws at the 16:53 mark. That put the Hokies up 55-38.

The Hawkeyes answered with a 16-2 run to climb back in the game and cut the lead to 57-54 on a layup by Anthony Clemmons with 12 minutes left. But the Hokies scored 12 of the game's next 16 points, and Iowa got no closer than seven, as the Hokies gradually pulled away.

The Hokies, who shot 52.5 percent from the floor and an impressive 90 percent from the free-throw line (27 of 30), score 95 points or more for the third time this season and scored 80 or more for the fourth straight time and the fifth time in six games. The last time Tech scored 80 or more in four straight games was in 1994.

Green connected on 8 of 15 from the floor and 8 of 9 from the free-throw line. He saw his streak of consecutive made free throws end at 37 straight.

Robert Brown added 18 points for Tech, just one short of his career high, while **Jarell Eddie** and **C.J. Barksdale** scored 11 each. **Joey van Zegeren** chipped in a career-high 10 points as part of a Tech bench that scored 22 points on the evening.

The Hawkeyes got 21 points from Aaron White and 18 from Marble.

IOWA (5-2, 0-0 Big Ten)

Player	MP	FG	FT	TR	PF	A	TO	Blk	Stl	TP
Zach McCabe, f	19	2-5	0-0	4	3	3	0	0	0	4
Aaron White, f	34	8-15	5-6	10	1	0	0	0	0	21
Adam Woodbury, c	19	2-5	3-5	5	2	1	1	3	0	7
Roy Devyn Marble, g	35	9-16	0-0	7	1	7	4	0	0	18
Mike Gesell, g	19	2-7	1-2	0	1	2	2	0	0	5
Gabriel Olaneni	3	0-0	0-0	0	2	0	0	0	0	0
Melsahn Basabe	21	2-2	2-2	1	2	0	1	1	0	6
Josh Oglesby	16	3-6	0-0	0	2	0	0	0	0	9
Anthony Clemmons	16	3-5	2-3	0	5	2	1	0	1	9
Pat Ingram	3	0-1	0-0	0	0	0	0	0	0	0
Eric May	15	0-2	0-0	3	4	1	1	0	1	0
TEAM				4						
Totals	200	31-64	13-18	30	23	16	10	4	2	79

VIRGINIA TECH (6-0, 0-0 ACC)

Player	MP	FG	FT	TR	PF	A	TO	Blk	Stl	TP
Cadarian Raines, f	27	2-4	5-6	6	3	0	1	2	0	9
Jarell Eddie, f	34	4-11	2-2	7	3	3	2	0	3	11
C.J. Barksdale, f	24	5-7	1-1	7	2	0	1	0	1	11
Robert Brown, g	38	6-8	5-5	0	1	2	1	1	1	18
Erick Green, g	39	8-15	8-9	5	3	5	2	0	2	24
Joey van Zegeren	12	3-6	4-5	3	3	0	2	0	0	10
Marquis Rankin	8	2-3	0-0	0	4	2	1	0	0	5
Will Johnston	2	1-1	0-0	0	0	0	0	0	0	3
Marshall Wood	16	1-6	2-2	4	1	0	0	0	0	4
TEAM				4						
Totals	200	32-61	27-30	36	20	12	9	4	6	95

3-Pointers..... VT 4 (Brown, Eddie, Johnston, Rankin)

.....Iowa 4 (Oglesby 3, Clemmons)

Blocks..... VT 4 (Raines 2, Barksdale, Brown)

.....Iowa 4 (Woodbury 3, Basabe)

Steals.....VT 6 (Eddie 3, Green 2, Brown)

GAME 7

VIRGINIA TECH 81, OKLAHOMA ST. 71

DEC. 1, 2012 • 2 P.M. • BLACKSBURG, VA.

Erick Green scored 18 of his career-high 28 points in the second half and hit eight free throws in the final 1:16 to help Virginia Tech upset No. 15 Oklahoma State 81-71.

With the win, the Hokies moved to 7-0 overall on the season, which marks their best start since the 1982-83 team won its first seven games to start the season. Oklahoma State fell to 5-1 overall.

The Hokies trailed at halftime following a first half in which Green spent 11 minutes on the bench after picking up two quick fouls. But in the second half, he heated up and got the Hokies going.

Green scored Tech's first 10 points of the second half, helping the Hokies rally from a 36-32 halftime deficit. His basket with 16:52 remaining tied the game at 42.

Then Green's teammates got in the act. Midway through the second half, Tech went on a 14-4 run, grabbing a 58-50 lead on Jarell Eddie's basket with 9:16 remaining. Four different players scored in the run – but not Green.

Oklahoma State (5-1) cut the lead to 62-61 on a basket by Kamari Murphy with 4:58 left, but the Hokies outscored the Cowboys 19-10 the rest of the way, and Oklahoma State got no closer than three points the rest of the game.

Tech put the game away at the free-throw line, hitting its final 10 free throws and 13 of its final 15. The Hokies made 27 of 33 from the line, with Green connecting on 12 of 13. In contrast, the Cowboys made just 11 of 15 from the line. Green scored more than 20 points for the seventh straight game to start the season – something no Tech player has done since Binbo Coles opened the 1989-90 season by scoring 20 or more in the first nine games.

Robert Brown added 18 points for the Hokies. Eddie finished with his second double-double of the season, scoring 15 points and grabbing 12 rebounds. Cadarian Raines added 10 points.

Oklahoma State got 18 points from both Marcus Smart and Le'Bryan Nash. The bigger Cowboys lost the battle of the boards, as Tech out-rebounded Oklahoma State 41-31.

OKLAHOMA STATE (5-1, 0-0 BIG 12)

Player	MP	FG	FT	TR	PF	A	TO	Blk	Stl	TP
Le'Bryan Nach, f	34	8-18	1-2	4	4	4	1	0	0	18
Kamari Murphy, f	36	6-9	1-1	5	2	1	2	2	0	13
Philip Jurick, c	20	1-1	0-0	6	4	0	0	2	0	2
Markel Brown, g	33	4-8	2-2	0	2	1	2	1	0	11
Marcus Smart, g	37	5-15	7-9	11	4	6	0	0	2	18
Kirby Gardner	8	0-1	0-0	1	1	1	1	0	1	0
Phil Forte	25	2-11	0-1	1	4	0	0	1	5	5
Michael Cobbins	7	2-3	0-0	1	2	0	2	0	1	4
TEAM				2						
Totals	200	28-66	11-15	31	23	13	8	5	5	71

VIRGINIA TECH (7-0, 0-0 ACC)

Player	MP	FG	FT	TR	PF	A	TO	Blk	Stl	TP
Cadarian Raines, f	32	4-8	2-3	6	1	1	1	2	0	10
Jarell Eddie, f	34	5-14	3-3	12	2	4	2	1	2	15
C.J. Barksdale, f	13	0-1	0-0	1	1	2	0	0	1	0
Robert Brown, g	31	7-15	4-7	6	3	0	1	1	1	18
Erick Green, g	26	6-10	12-13	7	2	0	3	0	0	28
Joey van Zegeren	8	1-2	0-0	0	0	0	1	1	1	2
Marquis Rankin	20	0-1	0-0	0	2	0	3	0	0	0
Will Johnston	10	0-1	0-0	0	1	1	0	0	0	0
Marshall Wood	26	1-3	6-7	5	4	0	1	1	0	8
TEAM				4						
Totals	200	24-55	27-33	41	16	8	12	6	5	81

3-Pointers.....VT 6 (Green 4, Eddie 2)
.....Ok St 4 (Brown, Forte, Nash, Smart)
Blocks.....VT 6 (Raines 2, Brown, Eddie, van Zegeren, Wood)
.....Ok St 5 (Jurick, 2, Murphy 2, Brown)
Steals.....VT 5 (Eddie 2, Barksdale, Brown, van Zegeren)
.....Ok St 5 (Smart 2, Cobbins, Forte, Gardner)

Officials.....Kersey, Stewart, Maxwell
Technical.....None
Attendance.....7,552

Percentages:
Oklahoma State FG%...42.4 3FG%...17.4 FT%...73.3
Virginia Tech FG%...43.6 3FG%...37.5 FT%...81.8

Oklahoma State	36	35	—	71
Virginia Tech	32	49	—	81

GAME 8

WEST VIRGINIA 68, VIRGINIA TECH 67

DEC. 8, 2012 • 4 P.M. • MORGANTOWN, W. VA.

Virginia Tech guard Erick Green scored 23 points, but couldn't connect on a jumper at the buzzer, as the Hokies fell to West Virginia 68-67 in a nonconference game played at WVU Coliseum on Saturday afternoon.

The Hokies were in position to win the game after forward Robert Brown banked in a 3-pointer with 18 seconds remaining to give Tech a 67-66 lead. But West Virginia's Juwan Staten took advantage of some confusion on Tech's part, scoring on an open layup with five seconds remaining to give the Mountaineers a 68-67 lead. It was Staten's only basket of the game.

The Hokies called timeout with 3.4 seconds left after Staten's basket, and they got the ball into the hands of Green. The senior guard drove into the lane and lofted a jumper that bounced off the rim as time expired, enabling the Mountaineers to escape with a one-point victory.

Green scored 14 of his 23 points in the second half. He hit 8 of 19 from the floor for the game, including 2 of 5 from beyond the 3-point arc. He also dished out a career-high 10 assists.

Green and Brown teamed for 45 of the Hokies' 67 points. Brown scored a career-high 21 points, hitting 9 of 19 from the floor, including 2 of 7 from beyond the arc.

But the two of them weren't enough on a day in which Jarell Eddie played just 20 minutes because of foul trouble, the Hokies shot just 41.5 percent from the floor and Tech got out-rebounded 49-38. West Virginia finished with 23 offensive rebounds and 18 second-chance points.

West Virginia got huge games from a pair of unlikely sources. Junior center Aaric Murray scored a career-high 15 points and hit a career-high two 3-pointers. Also, sophomore Kevin Noreen, a 6-10 forward who came into the game averaging 1.3 points per game, finished with a double-double, scoring a career-high 14 points and grabbing a career-high 12 rebounds. Noreen hit two 3-pointers the first two of his career.

VIRGINIA TECH (7-1, 0-0 ACC)

Player	MP	FG	FT	TR	PF	A	TO	Blk	Stl	TP
Cadarian Raines, f	30	4-8	0-2	8	4	0	0	0	1	8
Jarell Eddie, f	20	2-5	0-0	4	2	2	1	0	5	5
C.J. Barksdale, f	33	3-4	0-0	8	1	0	1	3	0	6
Robert Brown, g	38	9-19	1-1	3	3	1	3	2	0	21
Erick Green, g	37	8-19	5-5	4	1	10	0	0	2	23
Joey van Zegeren	12	1-3	0-0	2	2	0	0	2	0	2
Marquis Rankin	25	0-5	0-0	4	2	2	0	0	0	0
Marshall Wood	5	0-2	2-2	2	0	0	0	0	0	2
TEAM				5						
Totals	200	27-65	8-10	38	17	15	6	8	3	67

WEST VIRGINIA (4-3, 0-0 BIG 12)

Player	MP	FG	FT	TR	PF	A	TO	Blk	Stl	TP
Deniz Kilicli, f	21	1-4	3-6	7	1	1	2	0	0	5
Aaric Murray, c	26	6-10	1-2	7	3	0	1	1	1	15
Juwan Staten, g	34	1-6	4-6	5	1	2	1	0	1	6
Jabarie Hinds, g	14	1-9	0-0	0	1	2	1	0	0	3
Aaron Brown, g	4	1-2	0-0	0	0	0	0	0	0	3
Eron Harris	17	3-5	2-2	5	2	2	0	0	0	10
Gary Browne	15	1-10	0-1	2	2	2	0	0	0	3
Terry Henderson	12	2-6	0-0	6	0	0	1	1	0	4
Kevin Noreen	33	6-10	0-1	12	1	1	1	2	0	14
Keaton Miles	24	2-6	0-0	2	1	5	0	1	0	5
TEAM				3						
Totals	200	24-68	10-18	49	12	15	7	5	2	68

3-Pointers.....VT 5 (Brown 2, Green 2, Eddie)
WVU 10 (Harris 2, Murray 2, Noreen 2, Brown, Browne, Hinds, Miles)
Blocks.....VT 8 (Barksdale 3, Brown 2, van Zegeren 2, Eddie)
.....WVU 5 (Noreen 2, Henderson, Miles, Murray)
Steals.....VT 3 (Green 2, Raines)
.....WVU 2 (Murray, Staten)

Officials.....Simmons, Natili, Caldwell
Technical.....None
Attendance.....11,631

Percentages:
Virginia Tech FG%...41.5 3FG%...27.8 FT%...80.0
West Virginia FG%...35.3 3FG%...41.7 FT%...55.6

Virginia Tech	24	43	—	67
West Virginia	30	38	—	68

GAME 9

VIRGINIA TECH 70, MISS. VALLEY ST, 49

DEC. 10, 2012 • 7 P.M. • BLACKSBURG, VA.

Erick Green scored 23 points and Marquis Rankin added a career-high 10 to lead Virginia Tech past Mississippi Valley State 70-49.

The Hokies took control with a 10-2 run to end the first half and an 8-2 run to start the second half – an 18-4 run total. A jumper by C.J. Barksdale ended the run with 15:57 remaining, giving the Hokies a 38-26 lead, and the Delta Devils got no closer than 10 points the rest of the game. Virginia Tech went on to lead by as many as 23 points.

The Hokies started hitting the boards in the second half and turned up the defensive pressure. The Hokies got out-rebounded by seven in the first half (24-17), but out-rebounded Mississippi Valley State 51-45 for the game. They also held the Delta Devils to just 25.7 percent shooting from the floor (18 of 70).

Green hit 8 of 13 from the floor for the game and all six of his free-throw attempts. He has scored more than 20 points in all nine games this season for the Hokies, becoming the first Virginia Tech player to score at least 20 points in the first nine games of a season since 1989-90 when former star Binbo Coles opened the season by scoring 20 or more in the first nine games.

Rankin, whose previous career high was eight points, hit 3 of 4 from the floor, including a 3-pointer. He also hit all three of his free-throw attempts. Behind him, the Hokies' reserves scored 29 points.

Joey van Zegeren added nine points and seven rebounds for the Hokies, while Marshall Wood and Jarell Eddie finished with eight each.

Mississippi Valley State got 19 points from Davon Usher and 15 from Darius Tomlin.

MISSISSIPPI VALLEY STATE (0-6)

Player	MP	FG	FT	TR	PF	A	TO	Blk	Stl	TP
Blake Ralling, f	24	0-6	0-0	5	5	0	1	0	0	0
Julius Francis, f	23	2-7	0-1	7	1	1	5	0	0	4
Matt Smith, g	36	5-11	0-2	10	3	0	1	4	1	0
Darryl Marshall, g	22	0-8	0-0	5	1	0	3	0	1	10
Darius Tomlin, g	27	5-15	5-5	4	4	1	0	2	15	2
Davon Usher	28	6-16	3-4	6	2	0	2	0	0	19
Cameron Dobbs	7	0-4	1-2	1	1	0	0	0	0	1
Cortland Henry	21	0-2	0-0	1	2	0	0	0	2	0
Montreal Holley	12	0-1	0-0	2	1	1	1	1	0	0
TEAM				3						
Totals	200	18-70	9-14	45	20	6	14	5	5	49

VIRGINIA TECH (8-1, ACC 0-0)

Player	MP	FG	FT	TR	PF	A	TO	Blk	Stl	TP
Cadarian Raines, f	12	0-4	0-0	4	5	1	2	1	0	0
Jarell Eddie, f	26	2-7	4-7	10	1	0	3	1	0	8
C.J. Barksdale, f	19	3-5	0-0	3	2	1	0	1	0	6
Robert Brown, g	23	2-9	0-0	4	3	2	1	0	1	4
Erick Green, g	33	8-13	6-6	5	1	4	2	0	2	23
Joey van Zegeren	23	3-3	3-6	7	1	0	0	3	0	9
Marcus Patrick	10	0-3	0-0	2	2	0	2	0	0	0
Marquis Rankin	19	3-4	3-3	2	1	1	1	1	1	10
Greg Donlon	1	0-0	0-0	1	0	0	0	0	0	0
Christian Beyer	10	0-4	2-2	5	0	0	1	1	0	2
Joey Racer	1	0-1	0-0	0	1	0	0	0	0	0
Will Johnston	8	0-2	0-0	1	0	1	0	1	0	0
Marshall Wood	15	2-5	4-6	3	2	1	2	1	0	8
TEAM				4						
Totals	200	23-60	22-30	51	19	10	15	9	4	70

3-Pointers.....VT 2 (Green, Rankin)
.....MVSU 4 (Usher)
Blocks.....VT 9 (van Zegeren 3, Barksdale, Beyer, Eddie,
.....Raines, Rankin, Wood)
.....MVSU 5 (Smith 4, Holley)
Steals.....VT 4 (Green 2, Brown, Rankin)
.....MVSU 5 (Henry 2, Tomlin 2, Smith)

Officials.....Clinton, Marotta, Humes
Technical.....MVSU - Smith
Attendance.....4,926

Percentages:
Miss. Valley State FG%...25.7 3FG%...13.8 FT%...64.3
Virginia Tech FG%...38.3 3FG%...16.7 FT%...73.3

Miss. Valley State	24	25	—	49
Virginia Tech	30	40	—	70

GAME 10

GA. SOUTHERN 78, VIRGINIA TECH 73

DEC. 15, 2012 • 2 P.M. • BLACKSBURG, VA.

Erick Green tied his career high with 28 points, but the Hokies' cold shooting cost them, as they fell to Georgia Southern 78-73.

Tech fell behind 8-0 from the start and never led. The Hokies shot just 29 percent in the first half and 39.7 percent for the game, and they trailed by as many as 16 points with less than eight minutes left.

Behind guard C.J. Reed, the Eagles went on a 12-0 run that spanned both halves and took a 42-27 lead. His 3-pointer with 36 seconds left in the first half started the run, and then he hit a 3-pointer and a layup with 18:10 left to cap the run.

The Hokies managed to cut the lead to 74-71 on a 3-pointer by **Jarell Eddie** with 54.3 seconds left, and a missed 3-pointer by Reed on the Eagles' next possession gave the Hokies a chance to tie.

But Green's 3-point attempt with 23 seconds to go was off the mark, and Tech fouled Cameron Baskerville with 19 seconds remaining. Baskerville nailed both free throws to give the Eagles a 76-71 lead, and after a Green layup cut the lead to 76-73 with 14 seconds left, Baskerville hit two more free throws with 13 seconds remaining to seal the game.

The Eagles did so in large part because of some outstanding 3-point shooting. They hit a season-high 11 3-pointers in 26 attempts, with Reed, freshman guard Cleon Roberts and junior Eric Ferguson combining for all of them. They also out-rebounded the Hokies 41-38.

But poor shooting probably hurt the Hokies more. Tech came into the game hitting 37.4 percent of its 3-point attempts. But the Hokies made just 6 of 27 from beyond the arc, with Eddie making just 3 of 13.

Eddie added 21 points for Tech, while **C.J. Barksdale** finished with 10 points and nine rebounds.

GEORGIA SOUTHERN (4-5)

Player	MP	FG	FT	TR	PF	A	TO	Bk	Stl	TP
Eric Ferguson, f	33	4-8	4-6	10	3	2	4	0	0	14
Cameron Baskerville, f	21	3-6	6-6	5	2	1	2	1	1	12
Cleon Roberts, g	33	7-12	2-2	4	3	3	2	0	1	20
Tre Bussey, g	38	3-11	2-5	4	2	4	4	0	0	8
C.J. Reed, g	37	8-16	1-2	2	2	4	1	0	1	22
Marvin Baynham	10	0-0	2-4	2	2	0	0	0	0	2
Chris Daniels	12	0-4	0-0	3	2	1	3	0	0	0
Kameron Dunnican	16	0-0	0-2	5	1	0	1	2	0	0
TEAM				6						
Totals	200	25-27	17-27	41	17	15	17	3	3	78

VIRGINIA TECH (8-2, 0-0 ACC)

Player	MP	FG	FT	TR	PF	A	TO	Bk	Stl	TP
Cadarian Raines, f	12	0-1	0-0	3	2	0	0	0	0	0
Jarell Eddie, f	34	6-19	6-7	8	4	0	2	1	0	21
C.J. Barksdale, f	34	5-8	0-0	9	3	0	1	2	1	10
Robert Brown, g	25	1-7	1-2	2	2	2	3	0	1	4
Erick Green, g	38	12-22	4-4	7	3	4	4	0	2	28
Joey van Zegeren	19	0-3	2-4	5	4	1	1	0	1	2
Marquis Rankin	21	2-5	0-0	2	1	0	0	0	0	5
Will Johnston	4	0-0	0-0	1	0	0	0	0	0	0
Marshall Wood	13	1-3	0-0	1	3	0	0	1	0	3
TEAM				1						
Totals	200	27-68	13-17	38	23	7	13	4	5	73

3-Pointers.....VT 6 (Eddie 3, Brown, Rankin, Wood)
GSU 11 (Reed 5, Roberts 4, Ferguson 2)
Blocks.....VT 4 (Barksdale 2, Eddie, Wood)
GSU 3 (Dunnican 2, Baskerville)
Steals.....VT 5 (Green 2, Barksdale, Brown, van Zegeren)
GSU 3 (Baskerville, Reed Roberts)

Officials.....Eades, Jones, Maxwell
Technical.....None
Attendance.....6,026

Percentages:
 Georgia Southern FG%...43.9 3FG%...42.3 FT%...63.0
 Virginia Tech FG%...39.7 3FG%...22.2 FT%...76.5

Georgia Southern 35 43 — 78
 Virginia Tech 27 46 — 73

GAME 11

VIRGINIA TECH 66, BRADLEY 65

DEC. 22, 2012 • 8 P.M. • LAS VEGAS, NEV.

Virginia Tech fought back from a 13-point first half deficit and defeated Bradley, 66-65, in overtime in the semifinal of the 2012 Continental Tire Las Vegas Classic in the Orleans Arena on Saturday night.

Tech, now 9-2 on the season, trailed the Braves, 35-25, at the intermission, but Tech roared back and took a 55-53 lead with 2:03 remaining in regulation on a lay-up by **Erick Green**. Walt Lemon, Jr., hit a lay-up with nine seconds remaining to tie the game at 55-55 for Bradley, now 8-3 overall. Green got a good look at a final shot, but missed and the game went into overtime.

In the extra session, the Hokies fell behind 65-60 with 49 seconds remaining, but Tech forced some turnovers and got the score to 65-64 with 26 seconds remaining on a lay-up and free throw by Green. Tech then forced another BU turnover and Green made yet another lay-up with 21 seconds to play and Tech held off several Bradley threats and sealed the win on a defensive rebound by **Robert Brown**.

Green led all scorers with career-highs of 31 points and eight rebounds. **Cadarian Raines** tied his career-high of 16 points and added nine rebounds and three blocked shots. **Jarell Eddie** scored 12 points in the win. Dyrisc Simms-Edwards led the Braves with 15 points and Tyshon Pickett and Jordan Prosser added 10 points each.

The Hokies outshot BU, 41.1 percent to 36.5 percent and out rebounded the Braves, 43-36. Tech held Bradley to just 25.9 percent from the field in the second half.

The Hokies, who played their first game without injured forward **Marshall Wood**, were bolstered by the play of sophomore walk-on **Christian Beyer**, who played a career-high 27 minutes and also recorded career-highs of three points, nine rebounds and two steals.

BRADLEY (8-3)

Player	MP	FG	FT	TR	PF	A	TO	Bk	Stl	TP
Walt Lemon, Jr.	37	4-11	1-4	2	4	3	10	1	1	9
D. Simms-Edwards	42	4-11	5-7	7	0	2	2	1	2	15
Tyshon Pickett	26	4-10	2-3	8	5	1	1	0	3	10
Will Egolf	33	2-10	0-0	6	5	2	3	0	2	6
Jake Eastman	40	2-8	1-2	2	1	2	1	0	2	6
Milos Knezevic	1	0-0	0-0	1	1	0	0	0	0	0
Ka'Darryl Bell	1	0-0	0-0	0	0	0	0	0	0	0
Shayok Shayok	3	0-0	0-0	1	0	0	0	1	0	0
Jordan Prosser	21	4-5	2-2	5	2	1	0	0	1	10
Jalen Crawford	21	3-8	0-0	2	0	2	3	0	1	9
TEAM				2						
Totals	225	23-63	11-18	36	18	13	20	3	12	65

VIRGINIA TECH (9-2, 0-0 ACC)

Player	MP	FG	FT	TR	PF	A	TO	Bk	Stl	TP
Robert Brown	31	1-6	0-0	2	2	4	4	0	1	2
Jarell Eddie	37	5-14	0-0	5	3	0	3	0	0	12
C.J. Barksdale	18	0-1	0-0	1	3	0	1	0	0	0
Erick Green	41	11-20	7-11	8	0	2	5	0	1	31
Cadarian Raines	34	6-11	4-6	9	2	2	5	3	0	16
Joey van Zegeren	13	0-1	2-4	5	2	0	2	0	1	2
Marquis Rankin	24	0-1	0-0	1	2	1	3	0	1	0
Christian Beyer	27	0-2	3-4	9	2	1	1	0	2	3
TEAM				3						
Totals	225	23-56	16-25	43	16	10	24	3	6	66

3-Pointers.....VT4 (Eddie 2, Green 2)
BU 8 (Crawford 3, Egolf 2, Simms-Edwards 2, Eastman)
Blocks.....VT 3 (Raines)
BU 3 (Lemon, Jr., Shyok, Simms Edwards)
Steals.....VT 6 (Beyer 2, Brown, Green, Rankin, van Zegeren)
BU 12 (Pickett 3, Eastman 2, Egolf 2, Simms-Edwards 2,
Crawford, Lemon, Jr., Prosser)

Officials.....Hartness, Stigliano, Owens
Technical.....Pickett (BU), Eddie (VT)
Attendance.....N/A

Percentages:
 Bradley FG%...36.5 3FG%...34.8 FT%...61.1
 Virginia Tech FG%...41.1 3FG%...25.0 FT%...64.0

Bradley 35 20 10 — 65
 Virginia Tech 25 30 11 — 66

GAME 12

COLORADO ST. 88, VIRGINIA TECH 52

DEC. 23, 2012 • 8:30 P.M. • LAS VEGAS, NEV.

Virginia Tech lost to Colorado State, 88-52, in the championship game of the Continental Tire Las Vegas Classic on Sunday night in the Orleans Arena. With the loss, Tech falls to 9-3 overall, while the Rams improve to 10-2 on the season.

The Hokies were able to keep the game close through most of the first half and **Erick Green** hit a three-pointer at the buzzer to cut the CSU lead to 33-27. But the Rams opened the second half on a 21-4 run and never trailed after the intermission.

Green, who the night before had taken over the NCAA Division I lead in points per game, led the Hokies with 26 points. **Jarell Eddie** was the only other Virginia Tech player in double-figures with 10 points.

Green was named to all-tournament team. He scored a tournament-high 57 points. With his 26 points, he ties the school-record for most consecutive games scoring 20-or-more points at 12 games. Bob Ayersman is the only other Hokie to achieve that feat, which he did in the 1958-59 season. Both Green and Ayersman opened their respective seasons with their streaks.

The Rams out rebounded the Hokies, 45-32, and forced Tech into 15 turnovers in the contest. CSU also outshot Tech, 47.6 percent to 35.8 percent and also made 11 of 24 shots from three-point range. CSU scored 26 points in the paint and 21 points off of Virginia Tech turnovers.

COLORADO STATE (10-2)

Player	MP	FG	FT	TR	PF	A	TO	Bk	Stl	TP
Greg Smith	29	6-11	3-8	8	2	3	2	1	2	17
Dorian Green	32	6-10	1-2	3	0	6	0	0	2	18
Wes Eikmeier	27	2-10	0-0	1	3	6	1	0	1	5
Colton Iverson	29	5-9	5-7	7	0	1	0	0	0	15
Pierce Hornung	27	6-7	5-6	10	2	4	3	1	0	18
Jonathan Octeus	16	0-6	0-0	5	2	2	0	0	1	0
Dan Bejarano	25	2-4	1-2	6	2	0	0	0	0	6
Gerson Santo	6	1-1	0-0	0	3	0	0	0	0	2
Joe De Ciman	4	1-2	2-2	1	1	0	0	0	1	5
Jordan Mason	5	1-3	0-0	1	0	0	0	0	0	2
TEAM				3						
Totals	200	30-63	17-27	45	15	22	6	2	7	88

VIRGINIA TECH (9-3, 0-0 ACC)

Player	MP	FG	FT	TR	PF	A	TO	Bk	Stl	TP
Robert Brown	21	0-8	0-2	3	4	0	3	0	0	0
Jarell Eddie	25	4-10	0-0	5	1	0	2	1	0	10
C.J. Barksdale	20	2-4	0-2	5	2	0	0	0	0	4
Erick Green	36	10-21	4-5	5	1	3	5	0	1	26
Cadarian Raines	21	1-2	0-0	4	4	0	3	1	0	2
Joey van Zegeren	14	0-0	2-3	2	3	0	0	2	0	2
Marquis Rankin	23	1-4	0-0	5	1	0	0	0	0	3
Joey Racer	3	0-0	1-2	1	1	0	0	0	0	1
Marcus Patrick	1	0-1	0-0	0	0	0	0	0	0	0
Will Johnston	10	1-1	1-2	1	0	0	0	0	0	4
Christian Beyer	25	0-2	0-0	4	0	2	0	0	0	0
Greg Donlon	1	0-0	0-0	0	0	0	0	0	0	0
TEAM				2						
Totals	200	19-53	8-16	32	21	4	15	4	1	52

3-Pointers.....VT 6 (Eddie 2, Green 2, Johnston, Rankin)
 CSU 11 (Green 5, Smith 2, Bejarano, De Ciman, Eikmeier, Hornung)
Blocks.....VT 4 (van Zegeren 2, Eddie, Raines)
CSU 2 (Hornung, Smith)
Steals.....VT 1 (Green)
CSU 7 (Green 2, Smith 2, De Ciman, Eikmeier, Octeus)

Officials.....Stigliano, Owens, Russell
Technical.....None
Attendance.....N/A

Percentages:
 Colorado State FG%...47.6 3FG%...45.8 FT%...63.0
 Virginia Tech FG%...35.8 3FG%...28.6 FT%...50.0

Colorado State 33 55 — 88
 Virginia Tech 27 25 — 52

GAME 13

BYU 97, VIRGINIA TECH 71

DEC. 29, 2012 • 2 P.M. • SALT LAKE CITY, UTAH

Virginia Tech completed the non-conference portion of its 2012-13 schedule with a 97-71 loss to BYU in Energy Solutions Arena in Salt Lake City on Saturday afternoon. With the loss, the Hokies fall to 9-4 overall, while the Cougars improve to 10-4 on the season.

Tech never led in the game and trailed 56-31 at the intermission. The Hokies were able to play the Cougars fairly even in the second half, but were never able to make too much of a run to cut into BYU's lead.

Jarell Eddie led three Hokies in double figures with 17 points, to go along with his seven rebounds. Robert Brown added 13 points and Erick Green, the nation's leading scorer, was held to just 12 points, although he did hand out six assists. Christian Beyer came off the bench to record career-highs with nine points, 11 rebounds and two assists.

Tyler Haws led all scorers with 42 points and Brandon Davies added 17 points for the Cougars. Josh Sharp had 10 points for BYU.

The Cougars led most major categories in the contest. They out rebounded Tech, 48-39, and held Tech to just 38.1 percent from the field, including 2-20 from three-point range. BYU shot 46.5 percent from the floor, including seven of 19 from three-point range.

VIRGINIA TECH (9-3, 0-0 ACC)

Player	MP	FG	FT	TR	PF	A	TO	Bk	Stl	TP
Robert Brown	28	5-12	3-4	5	3	1	2	0	1	13
Jarell Eddie	30	5-12	6-6	7	2	2	2	2	0	17
C.J. Barksdale	8	1-1	0-0	0	1	0	1	1	0	2
Erick Green	31	4-17	4-6	1	0	6	2	0	1	12
Cadarian Raines	22	0-2	0-6	5	4	0	1	0	1	0
Joey van Zegeren	18	3-4	1-4	4	4	0	3	1	2	7
Marquis Rankin	14	0-2	2-2	0	2	0	0	0	0	2
Joey Racer	6	1-1	0-0	0	0	0	0	0	0	2
Marcus Patrick	2	0-1	0-2	1	1	0	0	0	0	0
Will Johnston	16	1-5	3-4	1	0	0	1	0	1	6
Christian Beyer	23	4-6	1-2	11	2	2	3	0	0	9
Greg Donlon	2	0-0	1-2	0	0	0	0	0	0	1
TEAM				4						
Totals	200	24-63	21-38	39	19	11	15	4	6	71

BYU (9-4)

Player	MP	FG	FT	TR	PF	A	TO	Bk	Stl	TP
Brandon Davies	25	5-7	7-9	4	2	4	3	0	1	17
Brock Zylstra	17	1-5	0-0	4	1	4	1	0	0	2
Matt Carlino	20	3-7	3-4	4	3	2	2	0	1	9
Josh Sharp	24	3-5	4-5	3	2	1	0	0	0	10
Tyler Haws	35	14-25	8-9	3	2	1	1	0	2	42
Agustin Ambrosino	5	0-2	0-0	1	1	0	1	0	0	0
Ian Harward	8	1-4	0-0	5	1	0	3	0	0	2
Craig Cusick	12	0-2	0-0	2	1	3	1	0	0	0
Cory Calvert	16	1-2	2-2	3	2	2	2	0	1	4
Raul Delgado	17	2-4	0-0	3	3	0	1	0	1	5
Nate Austin	17	3-7	0-0	8	5	0	1	0	0	6
Anson Winder	4	0-1	0-0	1	2	1	1	0	0	0
TEAM				7						
Totals	200	33-71	24-29	48	25	18	17	0	6	97

3-Pointers.....VT 2 (Eddie, Johnston)
BYU 7 (Haws 6, Delgado)
 Blocks.....VT 4 (Eddie 2, Barksdale, van Zegeren)
BYU 0
 Steals.....VT 6 (van Zegeren 2, Brown, Green, Johnston, Raines)
BYU 6 (Haws 2, Calvert, Carlino, Davies, Delgado,)
 OfficialsNunez, Casas, Shields
 TechnicalsVT (team)
 Attendance.....15, 684

Percentages:

Virginia Tech	FG%...38.1	3FG%...10.0	FT%...55.3
BYU	FG%...46.5	3FG%...36.8	FT%...82.8

Virginia Tech	31	40	—	71
BYU	56	41	—	97

GAME 14

MARYLAND 94, VIRGINIA TECH 71

JAN. 5, 2013 • NOON • COLLEGE PARK, MD.

The Virginia Tech men's basketball team fell to the Maryland Terrapins, 94-71 Saturday afternoon at Comcast Center on the Maryland campus. The game opened conference play for both teams.

Maryland made two quick baskets to start the game, getting out to a 5-0 lead early on. Tech answered but the Terps kept at least about a 10-point difference for much of the opening half.

Two free throws from Erick Green midway through the half made it a two-possession game at 26-20, and the Hokies continued to battle back from there. A three from Robert Brown and a jumper from Green cut Maryland's lead to just three points at 34-31.

The Terps called a timeout after the made basket and the regrouping helped. They responded with a quick bucket and turned it into an 11-0 run with three straight threes, two coming from Jake Layman.

That was the last time the Hokies would see a single-digit deficit, heading into the half down 53-37.

Though Layman cooled off in the second half, making all four of his threes in the first, he had 18 points at the break, but finished the day with just 20. Seth Allen, who came off the bench, stepped up for the Terps as he led the team with 21 points, 14 of which came in the second half.

Green, the ACC's leading scorer, returned to his high-scoring ways in the game as he led the Hokies with 28 points. Brown added 11 points and Joey van Zegeren, who logged his first career start, matched his career high with 10 points. Brown added 11 points for Tech.

Cadarian Raines set a new career and conference best on the glass, finishing the game with 13 rebounds. Christian Beyer also gave the Hokies great production off the bench, scoring six points and grabbing seven rebounds in just 15 minutes of action. Tech was able to do a good job on the offense glass, recording an 18-13 advantage, while being out rebounded overall by the much taller Terps just 41-38.

VIRGINIA TECH (11-3, 0-0 ACC)

Player	MP	FG	FT	TR	PF	A	TO	Bk	Stl	TP
Joey van Zegeren, f	26	3-4	0-0	5	4	0	2	0	0	10
Cadarian Raines, f	25	4-7	0-3	13	4	0	2	1	0	8
Jarell Eddie, f	30	2-12	1-1	2	1	1	0	0	0	5
Robert Brown, g	33	4-15	2-4	2	3	1	4	0	0	11
Erick Green, g	37	8-18	10-11	3	2	2	2	0	2	28
Marquis Rankin	24	1-5	0-0	3	3	3	1	0	3	3
Christian Beyer	15	3-5	0-0	7	2	0	0	0	0	6
Will Johnston	10	0-1	0-0	0	0	0	0	0	0	0
TEAM				3						
Totals	200	25-67	17-24	38	19	7	11	1	5	71

MARYLAND (13-1, 1-0 ACC)

Player	MP	FG	FT	TR	PF	A	TO	Bk	Stl	TP
Charles Mitchell, f	17	4-6	0-0	5	3	0	2	0	0	8
Jake Layman, f	29	6-12	4-4	8	1	3	0	2	0	20
Alex Len, c	24	6-12	4-6	9	2	2	1	1	0	16
Pe'Shon Howard, g	30	0-5	6-6	2	3	6	3	0	1	6
Dez Wells, g	21	3-5	5-6	4	5	4	3	0	0	12
Logan Aronhalt	16	2-3	1-2	3	0	2	0	1	0	7
Seth Allen	30	8-12	2-2	4	1	1	2	0	1	21
Nick Faust	5	0-1	0-0	1	1	0	0	0	0	0
James Padgett	13	0-1	0-2	1	1	0	0	0	0	0
Shaquille Cleare	15	2-3	0-0	3	0	0	0	0	0	4
TEAM				1						
Totals	200	31-60	22-28	41	17	18	11	4	2	94

3-Pointers.....VT 4 (Green 2, Brown, Rankin)
MD 10 (Layman 4, Allen 3, Aronhalt 2, Wells)
 Blocks.....VT 1 (Raines)
MD 4 (Layman 2, Aronhalt, Len)
 Steals.....VT 5 (Rankin 3, Green 2)
MD 2 (Allen, Howard)

OfficialsKersey, Natili, Kelly
 TechnicalsNone
 Attendance.....17, 950

Percentages:

Virginia Tech	FG%...37.3	3FG%...21.1	FT%...70.8
Maryland	FG%...51.7	3FG%...43.5	FT%...78.6

Virginia Tech	37	34	—	71
Maryland	53	41	—	94

GAME 15

BOSTON COLLEGE 86, VIRGINIA TECH 75

JAN. 9, 2013 • 7 P.M. • BLACKSBURG, VA.

Virginia Tech's Erick Green scored 24 points and dished out nine assists, but too many turnovers proved costly, as the Hokies fell to Boston College 86-75 in an ACC game played Wednesday night at Cassell Coliseum. Tech shot 51.8 percent from the floor and out-rebounded the Eagles 34-33. But the Hokies turned the ball over 17 times and that led to 29 BC points.

BC trailed 26-22 after Tech's Will Johnston hit a 3-pointer with 3:57 left in the first half. But the Eagles closed the half with a 10-0 lead, taking a 32-26 bulge at halftime on Dennis Clifford's dunk with four seconds remaining.

The Eagles then opened the second half with a 10-4 run, hitting their first four shots from the floor. An Olivier Hanlan 3-pointer with 17:18 remaining gave them a 42-30 lead and forced Tech coach James Johnson to call a timeout.

The Hokies battled to within three points, 61-58, on a basket by C.J. Barksdale with 7:02 remaining, but got no closer than five points the rest of the way.

BC got a dominant second half from forward Ryan Anderson, who scored 16 of his game-high 26 points in the final 20 minutes. The sophomore made 11 of 17 from the floor for the game, and he finished with nine rebounds. Lonnie Jackson added 22 points, hitting five 3-pointers.

The Eagles shot 48.3 percent from the floor and hit eight 3-pointers. They also dished out 17 assists and only turned the ball over five times.

Green paced the Hokies with 24 points, hitting 10 of 19 from the floor, including 3 of 4 from beyond the 3-point arc. He has now scored at least 20 points in 14 of 15 games this season. Jarell Eddie added 21 points.

BOSTON COLLEGE (9-6, 1-1 ACC)

Player	MP	FG	FT	TR	PF	A	TO	Bk	Stl	TP
Ryan Anderson, f	35	11-17	4-8	9	0	2	0	1	0	26
Lonnie Jackson, g	40	5-8	7-12	7	3	2	1	0	2	22
Olivier Hanlan, g	38	5-15	5-9	8	2	4	2	0	5	17
Joe Rahon, g	37	4-8	0-0	2	6	1	0	2	0	9
Patrick Heckmann, g	21	1-6	1-2	3	5	3	0	1	0	3
Eddie Odio	3	0-0	0-0	0	0	0	0	1	0	0
Drew Jacobs	0+	0-0	0-0	0	0	0	0	0	0	0
Andrew Van Nest	2	0-1	0-0	0	1	0	0	0	0	0
Dennis Clifford	24	3-5	3-4	5	1	0	1	0	0	9
Danny Rubin	0+	0-0	0-0	0	0	0	0	0	0	0
TEAM				1						
Totals	200	29-60	20-35	33	14	17	5	3	9	86

VIRGINIA TECH (9-6, 0-2 ACC)

Player	MP	FG	FT	TR	PF	A	TO	Bk	Stl	TP
Cadarian Raines, f	17	1-3	0-0	3	1	0	2	1	0	2
Jarell Eddie, f	35	8-17	2-8	6	4	1	5	0	0	21
C.J. Barksdale, f	16	2-5	0-0	4	5	0	2	0	0	6
Marquis Rankin, g	30	1-3	1-1	2	4	1	2	0	0	4
Erick Green, g	39	10-19	3-4	3	4	9	3	0	0	24
Joey van Zegeren	24	3-4	0-0	4	3	0	3	0	0	7
Christian Beyer	22	2-2	0-0	8	1	2	0	0	0	6
Will Johnston	17	2-3	1-1	0	4	1	0	0	0	5
TEAM				4						
Totals	200	29-56	10-15	34	26	14	17	1	0	75

3-Pointers.....VT 7 (Green 3, Eddie 2, Johnston, Rankin)
BC 8 (Jackson 5, Hanlan 2, Rahon)
 Blocks.....VT 1 (Raines)
BC 3 (Anderson, Heckmann, Odio)
 Steals.....VT 0
BC 9 (Hanlan 5, Jackson 2, Rahon 2)
 OfficialsEades, Dorsey, Ayers
 TechnicalsNone
 Attendance.....6,054

Percentages:

Boston College	FG%...48.3	3FG%...36.4	FT%...57.1
Virginia Tech	FG%...51.8	3FG%...50.0	FT%...66.7

Boston College	32	54	—	86
Virginia Tech	26	49	—	75

GAME 16

VIRGINIA TECH 70, GEORGIA TECH 65

JAN. 12, 2013 • 2:30 P.M. • ATLANTA, GA.

The Virginia Tech Hokies fought back from an 11-point deficit with 13 minutes to play in regulation and defeated Georgia Tech, 70-65, in McCamish Pavilion on Saturday afternoon. With the win, the Hokies are now 10-6 overall and 1-2 in the ACC and the Yellow Jackets fall to 10-5 overall and are 0-3 in conference action.

The Hokies kept the game close throughout and trailed 25-22 at the intermission. Georgia Tech stretched the lead to 43-32 with 13:52 remaining in regulation. Then, the Hokies started getting stops defensively and cut the lead to 53-50 on a three-point field goal from **Erick Green** with 6:51 remaining in the second half. The Hokies' defense held the Yellow Jackets without a field goal for the last 3:44 of the second half. **Cadarian Raines** had a bucket with 1:05 remaining and Green tied the game with 24 seconds left in regulation. Georgia Tech got off one last shot, the attempt missed and **Jarell Eddie** grabbed the rebound to send the game into overtime.

In the extra session, the Hokies scored the first seven points and never trailed in overtime. Eddie and Green iced the game with four free throws in the final 10 seconds of the overtime.

Green, the nation's leading scorer, led all scorers with 28 points, 20 points coming after halftime. **C.J. Barksdale** recorded his first career double-double with 11 points and 10 rebounds and **Robert Brown**, who missed Wednesday's game with Boston College, came off the bench to score 10 points for the Hokies. Robert Carter Jr., led the Yellow Jackets with 12 points. Barksdale's 10 rebounds is a new career-high for the sophomore.

The Hokies out rebounded the taller Yellow Jackets, 43-32, and also outscored GT in the paint, 36-28. Virginia Tech held Georgia Tech to 36.1 percent from the field. Virginia Tech made 19 of their 24 free throw attempts, including 11 of 14 after halftime.

VIRGINIA TECH (10-6, 1-2 ACC)

Player	MP	FG	FT	TR	PF	A	TO	Blk	Stl	TP
Joey van Zegeren, f	15	2-4	0-0	1	1	0	0	1	0	4
Jarell Eddie, f	30	3-9	2-2	7	2	1	2	1	0	9
C.J. Barksdale, f	33	4-5	3-5	10	4	0	1	1	0	11
Marquis Rankin, g	24	0-1	0-0	3	3	2	1	0	2	0
Erick Green, g	42	9-16	8-11	5	0	1	4	0	2	28
Robert Brown	32	2-11	6-6	3	2	3	2	0	0	10
Cadarian Raines	30	4-8	0-0	6	3	2	1	1	0	8
Christian Beyer	13	0-2	0-0	2	1	0	1	0	0	0
Will Johnston	6	0-2	0-0	1	0	0	0	0	0	0
TEAM				5						
Totals	225	24-58	19-24	43	16	9	12	4	4	70

GEORGIA TECH (10-5, 0-3 ACC)

Player	MP	FG	FT	TR	PF	A	TO	Blk	Stl	TP
Marcus Georges-Hunt, f20	5-11	1-3	3	5	0	2	0	1	11	
Robert Carter, Jr., f	33	2-12	6-8	5	0	0	0	2	1	12
Daniel Miller, c	36	2-6	2-4	11	1	2	4	1	6	
Mfon Udofia, g	38	4-9	1-3	2	4	3	1	0	1	11
Brandon Reed, g	30	1-6	0-0	1	3	2	2	0	0	3
Chris Bolden	24	3-7	2-2	2	1	4	1	0	0	10
Stacey Poole, Jr.	16	2-4	1-1	3	3	1	0	0	1	5
Kammoon Holsey	21	2-5	0-0	3	2	2	0	0	1	4
Solomon Poole	7	1-1	0-0	0	0	0	1	0	0	3
TEAM				3						
Totals	225	22-61	13-21	32	19	13	9	6	6	65

3-Pointers.....VT 3 (Green 2, Eddie)
GT 8 (Bolden 2, Carter, Jr. 2, Udofia 2, Poole, Reed)
Blocks.....VT 4 (Barksdale, Eddie, Raines, van Zegeren)
GT 6 (Miller 4, Carter, Jr. 2)
Steals.....VT 4 (Green 2, Rankin 2)
 GT 6 (Carter, Jr., Georges-Hunt, Holsey, Miller, Poole, Jr., Udofia)

Officials.....Hess, Clinton, Styons
Technical.....None
Attendance.....7,675

Percentages:
 Virginia Tech FG%...41.4 3FG%...18.8 FT%...79.2
 Georgia Tech FG%...36.1 3FG%...33.3 FT%...61.9

Virginia Tech	22	33	15	—	63
Georgia Tech	25	30	10	—	59

GAME 17

VIRGINIA TECH 66, WAKE FOREST 65

JAN. 19, 2013 • 2 P.M. • BLACKSBURG, VA.

Robert Brown's short jumper in front of the goal with 12.3 seconds remaining lifted Virginia Tech to a 66-65 ACC victory over Wake Forest at Cassell Coliseum.

Brown, who had made one of his previously 10 attempts, had the ball with the shot clock winding down before driving to the lane. He put up a short jumper in front of the rim and was fouled by Wake Forest's Devin Thomas. He missed the free throw.

The Hokies survived a harrowing final 10 seconds. Wake Forest called a timeout with 8.8 seconds left to set up a final play, and guard C.J. Harris missed a contested jumper in the lane with 3 seconds remaining. Then Wake Forest forward Tyler Cavanaugh missed the put back. Virginia Tech's **Jarell Eddie** got the rebound as time expired.

The Hokies managed to win despite not getting a point from **Erick Green**, the nation's leading scorer at 24.8 points per game coming in, in the final 3:42. Eddie's 3-pointer with 1:39 left tied the game at 62, and after a Wake Forest turnover, Virginia Tech's **Marquis Rankin** hit a layup with 45 seconds left to give the Hokies a 64-62 lead. The basket was Rankin's only one of the game.

Wake Forest answered on a 3-pointer by Travis McKie with 30 seconds remaining. Virginia Tech then called a timeout with 24 seconds left, one that eventually led to Brown's basket.

Green led the Hokies with 22 points – 18 in the second half. It marked the 16th time this season he has scored at least 20 points in a game. Eddie added 18 for the Hokies, who shot 45 percent from the floor (27 of 60).

But the Hokies also got important contributions from Brown, who finished with four points, Rankin, and **Cadarian Raines**, who scored eight points, grabbed 13 rebounds, dished out three assists and blocked four shots.

McKie paced the Demon Deacons with 20 points and 15 rebounds, while Thomas added 12 points and eight rebounds. Harris finished with 10 points for Wake Forest, which shot 36.8 percent (25 of 68).

WAKE FOREST (9-8, 2-3 ACC)

Player	MP	FG	FT	TR	PF	A	TO	Blk	Stl	TP
Arnaud Alda Moto, f	21	2-11	2-2	6	2	0	2	0	0	6
Codi Miller-McIntyre, g	29	4-9	1-1	3	4	4	0	0	0	9
C.J. Harris, g	36	3-14	3-3	3	2	4	1	0	10	
Travis McKie, f	34	8-12	0-2	15	1	2	2	1	0	20
Devin Thomas, f	34	5-8	2-4	8	1	0	1	0	1	12
Tyler Cavanaugh	19	3-7	0-0	3	2	0	1	0	0	8
Chase Fischer	13	0-3	0-0	0	2	0	0	0	1	0
Madison Jones	8	0-2	0-0	0	0	3	1	0	1	0
Aaron Rountree	6	0-2	0-0	2	1	1	0	0	0	0
TEAM				3						
Totals	200	25-68	8-12	43	15	14	8	1	4	65

VIRGINIA TECH (11-6, 2-2)

Player	MP	FG	FT	TR	PF	A	TO	Blk	Stl	TP
Robert Brown, g	23	2-11	0-1	0	2	3	2	0	1	4
Jarell Eddie, f	36	7-11	1-3	9	1	0	1	0	0	18
C.J. Barksdale, f	17	2-3	0-0	5	2	2	1	0	0	4
Erick Green, g	35	8-18	5-8	3	1	3	1	0	0	22
Cadarian Raines, f	34	4-8	0-0	13	1	3	0	4	0	8
Joey van Zegeren	21	2-5	1-2	2	1	0	2	1	0	5
Marquis Rankin	24	1-2	0-0	0	2	1	0	0	2	2
Will Johnston	1	0-0	0-0	0	0	0	0	0	0	0
Christian Beyer	9	1-2	1-2	4	1	0	0	1	1	3
TEAM				2						
Totals	200	27-60	8-16	38	11	12	7	6	4	66

3-Pointers.....VT 4 (Eddie 3, Green)
WF 7 (McKie 4, Cavanaugh 2, Harris)
Blocks.....VT 6 (Raines 4, Beyer, van Zegeren)
WF 1 (McKie)
Steals.....VT 4 (Rankin 2, Beyer, Brown)
BC 4 (Fischer, Jones, McKie, Thomas)

Officials.....Kersey, Ayers, Luckie
Technical.....None
Attendance.....6,418

Percentages:
 Wake Forest FG%...36.8 3FG%...36.8 FT%...66.7
 Virginia Tech FG%...45.0 3FG%...30.8 FT%...50.0

Wake Forest	37	28	—	65
Virginia Tech	31	35	—	66

GAME 18

VIRGINIA TECH 74, VIRGINIA TECH 58

JAN. 24, 2013 • 8 P.M. • BLACKSBURG, VA.

Erick Green scored a career-high 35 points, but it wasn't enough as Virginia got past Virginia Tech 74-58 in an ACC game played at Cassell Coliseum on Thursday night.

The Hokies led 17-10 in the first half after a basket by Green with 9:20 remaining, but the Cavaliers busted the game open, going on a 24-2 run to take a 34-19 lead. They never trailed again.

Virginia's Joe Harris scored 12 of his 17 points in the first half, including nine – on three 3-pointers – during that run, and Evan Nolte added eight of his career-high 18 points in that run, hitting two 3-pointers and a layup. Virginia hit 9 of 10 shots during that run, including the combined five 3-pointers by Harris and Nolte.

Tech trailed by double digits the entire second half. The Hokies cut the lead to 10 on three occasions, the last coming on two Green free throws that made the score 52-42 with 8:40 remaining. Nolte answered with a 3-pointer with 7:54 left, and Tech got no closer than 11 after that.

Nolte, a freshman, came into the game averaging 6.4 points per game, but he hit five 3-pointers for the Cavaliers. He hit 6 of 12 from the floor, and he and Harris combined to hit nine of Virginia's season-high 11 3-pointers, as the Cavaliers shot 51 percent from the floor (26 of 51) and 47.8 percent from beyond the 3-point arc (11 of 23).

Green, the nation's leading scorer at 24.6 points per game coming in, certainly did his part with the career-high 35 points – the most by a player against the Cavaliers since 2006 and the most by an ACC player this season. He hit 11 of 18 from the floor, including 3 of 6 from beyond the 3-point arc, and 10 of 13 from the free-throw line. He also grabbed a career-high nine rebounds.

But no other Virginia Tech player scored in double figures. **Jarell Eddie** finished with nine points and nine rebounds.

VIRGINIA (13-5, 3-2 ACC)

Player	MP	FG	FT	TR	PF	A	TO	Blk	Stl	TP
Evan Nolte, f	34	6-12	1-2	2	1	2	1	2	4	18
Akil Mitchell, f	31	3-6	2-3	8	4	1	2	0	1	8
Jontel Evans, g	28	1-5	2-5	2	3	6	0	0	0	4
Paul Jaspersen, g	19	1-4	1-1	0	3	1	0	1	0	3
Joe Harris, g	35	6-9	1-3	3	2	2	2	0	1	17
Doug Brownman	11	0-1	0-0	1	3	1	0	0	0	0
Teven Jones	3	1-3	0-0	0	0	1	0	0	0	3
Mike Tobery	15	5-5	0-0	3	2	1	0	0	0	10
Justin Anderson	24	3-6	4-4	2	0	6	1	0	3	11
TEAM				3						
Totals	200	26-51	11-18	24	18	21	6	3	9	74

VIRGINIA TECH (11-7, 2-3 ACC)

Player	MP	FG	FT	TR	PF	A	TO	Blk	Stl	TP
Cadarian Raines, f	22	2-3	0-0	4	2	0	2	0	0	4
Jarell Eddie, f	30	2-11	0-7	9	2	2	2	0	0	9
C.J. Barksdale, f	26	1-1	0-0	3	0	2	2	0	0	2
Robert Brown, g	24	0-3	0-0	1	4	0	1	0	0	0
Erick Green, g	38	11-18	10-13	9	1	1	2	0	0	35
Joey van Zegeren	18	1-2	0-4	5	4	0	3	0	0	2
Marquis Rankin	25	2-4	0-0	4	0	1	0	0	3	6
Christian Beyer	3	0-0	0-0	0	0	0	0	0	0	0
Will Johnson	7	0-1	0-0	0	0	1	0	0	0	0
Marshall Wood	7	0-0	0-0	0	0	1	0	0	0	0
TEAM				1						
Totals	200	19-43	15-24	32	17	6	14	0	3	58

3-Pointers.....VT 5 (Green 3, Rankin 2)
UVA 11 (Nolte 5, Harris 4, Anderson, Jones)
Blocks.....VT 0
UVA 3 (Nolte 2, Jaspersen)
Steals.....VT 3 (Rankin)
UVA 9 (Nolte 4, Anderson 3, Harris, Mitchell)

Officials.....Lindsay, Greene, Stuart
Technical.....None
Attendance.....7,222

Percentages:
 Virginia FG%...51.0 3FG%...47.8 FT%...61.1
 Virginia Tech FG%...44.2 3FG%...33.3 FT%...62.5

Virginia	34	40	—	74
Virginia Tech	25	33	—	58

GAME 19

CLEMSON 77, VIRGINIA TECH 70

JAN. 27, 2013 • 1 P.M. • CLEMSON, S.C.

Virginia Tech's **Erick Green** and **Jarell Eddie** combined for 44 points, but it wasn't enough, as the Hokies fell 77-70 to Clemson in an ACC game played at Littlejohn Coliseum.

Tech led 59-58 with 4:35 left in the game following a **Robert Brown** layup, but Clemson's Milton Jennings took the game over down the stretch. The senior scored 20 of his game-high 28 points in the second half, but 12 of those points came in the final 3:44. Jennings, who hit 16 of 18 from the free-throw line, hit 10 of 12 from the stripe in that stretch.

The big blow for the Hokies came when they trailed 61-60 with less three minutes remaining. As the shot clock was winding down, Clemson's Damarcus Harrison nailed a 3-pointer from the corner to give the Tigers a 64-60 edge with 2:48 to go. Tech **C.J. Barksdale** scored on a stick-back with 2:29 remaining to cut the lead to two, but Jennings answered with a basket at the 2:02 mark, and the Hokies got no closer than four the rest of the way.

Harrison's 3-pointer was the last of Clemson's 10 3-pointers for the game. The Tigers, who came into the game shooting just 32 percent from behind the arc, nailed 10 of 21 (47.6 percent), with most of those coming against the Hokies' 2-3 zone.

K.J. McDaniel, who was shooting 30.8 percent from beyond the 3-point arc, hit a career-high five 3-pointers on his way to 17 points, while Harrison hit three 3's en route to 19 points.

Green, the nation's leading scorer coming in at 25.2 points per game, led the Hokies with 25 points. But the senior didn't hit a field goal in the second half until scoring on a layup with 37 seconds left. He tried to get the Hokies back in it in the final minute, scoring Tech's final eight points in the last 1:17 of the game.

Eddie added 19 points for the Hokies, who shot just 35 percent from the floor. Tech fell into a 12-0 hole to start the game, missing its first 10 shots, but the Hokies rallied to tie things at halftime.

VIRGINIA TECH (11-8, 2-4 ACC)

Player	MP	FG	FT	TR	PF	A	TO	Blk	Stl	TP
C.J. Barksdale, f	25	2-6	1-2	6	5	0	0	0	0	5
Jarell Eddie, f	36	5-11	7-8	2	2	0	1	0	1	19
Marquis Rankin, g	17	2-4	1-2	1	0	0	1	0	0	7
Erick Green, g	38	7-17	11-14	4	2	5	1	1	1	25
Cadarian Raines, f	16	0-2	1-2	4	5	0	1	0	0	1
Joey van Zegeren	9	0-0	0-0	1	5	0	0	1	0	0
Robert Brown	26	4-13	1-2	4	2	2	1	0	0	9
Will Johnston	2	0-0	0-0	0	0	0	0	0	0	0
Christian Beyer	16	1-4	1-2	4	1	0	0	0	0	4
Marshall Wood	15	0-3	0-0	3	3	2	0	0	1	0
TEAM				4						
Totals	200	21-60	23-32	33	25	9	5	2	3	70

CLEMSON (11-8, 3-4 ACC)

Player	MP	FG	FT	TR	PF	A	TO	Blk	Stl	TP
Devin Booker, c	38	0-3	3-7	10	3	2	0	3	0	3
K.J. McDaniel, f	27	6-9	0-0	5	4	1	0	2	2	17
Milton Jennings, f	40	6-12	16-18	14	2	1	4	4	0	28
Damarcus Harrison, g	34	6-10	4-4	1	2	2	1	0	0	19
Rod Hall, g	31	2-6	0-0	4	4	5	3	0	0	5
Adonis Filer	11	0-4	0-0	0	3	0	0	0	0	0
Landry Nnoko	2	0-0	0-0	2	0	0	0	0	0	0
Jordan Roper	17	2-5	0-0	2	4	0	1	0	0	5
TEAM				4	1					
Totals	200	22-49	23-29	42	23	11	9	9	2	77

3-Pointers.....VT 5 (Eddie 2, Rankin 2, Beyer)CU 10 (McDaniel 5, Harrison 3, Hall, Roper)
Blocks.....VT 2 (Green, van Zegeren)CU 9 (Jennings 4, Booker 3, McDaniel 2)
Steals.....VT 3 (Eddie, Green, Wood)CU 2 (McDaniel)

Officials.....Luckie, Hull, Clinton
Technical.....CU - Team
Attendance.....7,980

Percentages:

	FG%...	3FG%...	FT%...
Virginia Tech	35.0	31.3	71.9
Clemson	44.9	47.6	79.3

	33	37	—	70
Virginia Tech	33	37	—	70
Clemson	33	44	—	77

GAME 20

MIAMI 73, VIRGINIA TECH 64

JAN. 30, 2013 • 9 P.M. • BLACKSBURG, VA.

Virginia Tech's **Erick Green** scored 30 points, but Miami's overwhelming size, strength and athleticism were too much for the Hokies, as they fell to the Canes 73-64 in an ACC game played Wednesday night at Cassell Coliseum.

Tech led by as many as 12 in the first half, but Miami climbed back in it, using a 16-2 run spanning both halves to grab a 38-34 lead following Kenny Kadji's basket with 16:42 left. Green, though, kept it a game. He buried 3-pointers on three of the Hokies' next four possessions, with the final one giving Tech a 43-41 lead with 13:37 remaining.

Tech led 45-44 following a **Cadarian Raines** basket, but the Canes went on a 10-0 run after that to take the lead for good. Kadji's basket with 8:19 left in the game gave the Canes their biggest lead, 54-45, at the time. The Hokies cut it to 60-56 on three **Jarell Eddie** free throws with 2:14 remaining, but Miami's Shane Larkin buried a 3-pointer with 1:48 left to push the lead back to seven and seal the game.

Larkin, a sophomore guard, hurt the Hokies with 25 points. He hit 9 of 14 from the floor, including five 3-pointers.

Green, the nation's leading scorer at 25.2 points per game coming in, hit 11 of 20 from the floor, including a career-high five 3-pointers. The Hokies hit nine 3-pointers – their most since a win over UNCG on Nov. 19 – but were hurt by 17 turnovers.

Green scored 35 points against Virginia, 25 against Clemson and 30 against the Canes – the three top defenses in the league (scoring defense). But the senior needs more help. Eddie scored 14 points and Raines added 10.

The Hokies shot a respectable 45.3 percent from the floor. Miami shot 48.1 percent and hit nine 3-pointers in the game.

MIAMI (16-3, 7-0 ACC)

Player	MP	FG	FT	TR	PF	A	TO	Blk	Stl	TP
Kenny Kadji, f	28	6-10	5-7	4	3	0	3	1	0	18
Julian Gamble, f	24	1-1	0-0	7	2	0	0	3	1	2
Shane Larkin, g	40	9-14	2-3	3	2	3	3	2	3	25
Durand Scott, g	37	2-10	1-2	1	3	3	2	0	1	5
Trey McKinney Jones, g	33	4-9	2-2	3	1	4	0	0	1	12
Rion Brown	10	2-5	0-0	1	0	2	1	0	0	5
Tonye Jekiri	6	1-1	0-0	1	0	0	0	0	0	2
Reggie Johnson	22	1-4	2-2	1	0	0	3	2	0	4
TEAM				3						
Totals	200	26-54	12-16	33	12	12	12	8	6	73

VIRGINIA TECH (11-9, 2-5 ACC)

Player	MP	FG	FT	TR	PF	A	TO	Blk	Stl	TP
Joey van Zegeren, f	22	1-5	0-0	6	3	0	4	0	0	2
Jarell Eddie, f	34	4-5	3-3	4	3	2	6	0	0	14
C.J. Barksdale, f	25	0-4	0-0	2	2	0	0	1	0	0
Marquis Rankin, g	21	0-5	0-0	2	3	2	2	0	0	0
Erick Green, g	37	11-20	3-4	2	1	3	0	0	1	30
Robert Brown	32	3-5	0-0	1	0	4	3	0	1	8
Cadarian Raines	19	5-6	0-1	8	4	0	2	1	2	10
Christian Beyer	4	0-1	0-0	1	1	0	0	0	0	0
Joey Racer	0+	0-0	0-0	0	1	0	0	0	0	0
Marshall Wood	6	0-2	0-1	0	0	0	0	0	0	0
TEAM				3						
Totals	200	24-53	6-11	29	18	11	17	2	4	64

3-Pointers.....VT 10 (Green 5, Eddie 3, Brown 2)Miami 9 (Larkin 5, McKinney Jones 2, Brown, Kadji)
Blocks.....VT 5 (Eddie 2, Rankin 2, Beyer)Miami 8 (Gamble 3, Johnson 2, Larkin 2, Kadji)
Steals.....VT 4 (Raines 2, Brown, Green)Miami 6 (Larkin 3, Gamble, McKinney Jones, Scott)

Officials.....Hess, Kersey, Dorsey
Technical.....None
Attendance.....5,436

Percentages:

	FG%...	3FG%...	FT%...
Miami	48.1	37.5	75.0
Virginia Tech	45.3	50.0	54.5

	29	44	—	73
Miami	29	44	—	73
Virginia Tech	32	32	—	64

GAME 21

NORTH CAROLINA 72, VIRGINIA TECH 60

FEB. 2, 2013 • NOON • CHAPEL HILL, N.C.

Virginia Tech led for the first 28 minutes of the game and had a chance to win in the final seconds, but the Hokies ran out of gas, stumbling to North Carolina 72-60 in overtime at the Dean Smith Center on Saturday afternoon.

Despite making just two field goals in the final 12:15 of regulation, the Hokies managed to stay in the game. Trailing 55-53, Tech got two free throws from **Joey van Zegeren** with 45.8 seconds remaining to tie things at 55. UNC's Marcus Paige then turned the ball over on the Tar Heels' next possession, giving the Hokies the ball with a chance to win the game.

Tech ran the clock down, and **Erick Green** tried to shoot a jumper over UNC's Reggie Bullock with four seconds left, but Bullock got a piece of it, and the Tar Heels rebounded it with 2 seconds remaining. After two timeouts, they didn't get a shot off, and the game went into overtime.

In overtime, the two team's traded baskets to even things at 57, but the Tar Heels went on 8-1 run after. Paige hit a 3-pointer and a jumper in that run, and the Tar Heels never looked back.

UNC outscored the Hokies 17-5 in the extra frame and nailed five of their six free-throw attempts to keep Tech from making any type of run. They also hit 5 of 6 from the floor in overtime, despite shooting just 37.5 percent for the game against the Hokies, who played mostly a 2-3 zone.

UNC got a big game from post standout James Michael McAdoo, who scored 22 points and grabbed 10 rebounds. Paige finished with 19 points and hit four 3-pointers, and Bullock managed 11.

The Hokies also got 15 points from **Jarell Eddie** and 12 points from **Cadarian Raines**. Tech shot just 38.7 percent from the floor.

VIRGINIA TECH (11-10, 2-6 ACC)

Player	MP	FG	FT	TR	PF	A	TO	Blk	Stl	TP
Cadarian Raines, f	41	6-11	0-0	6	5	0	2	2	1	12
Jarell Eddie, f	38	6-15	1-1	4	2	1	2	2	2	15
C.J. Barksdale, f	19	0-0	0-0	4	5	1	1	0	0	0
Robert Brown, g	38	3-12	4-5	3	4	1	5	0	1	10
Erick Green, g	43	7-21	0-0	6	1	4	0	0	1	16
Marshall Wood	10	1-1	0-0	2	1	0	2	0	0	2
Marquis Rankin	20	1-2	0-0	2	1	2	1	0	3	2
Joey van Zegeren	13	0-0	3-4	4	1	1	0	1	1	3
Will Johnston	2	0-0	0-0	0	0	0	0	0	0	0
Christian Beyer	1	0-0	0-0	0	0	0	0	0	0	0
TEAM				3			1			0
Totals	225	24-62	8-10	34	20	10	14	5	8	60

NORTH CAROLINA (15-6, 5-3 ACC)

Player	MP	FG	FT	TR	PF	A	TO	Blk	Stl	TP
Reggie Bullock, f	41	3-13	4-4	6	0	5	0	2	2	11
James M. McAdoo, f	38	8-12	6-9	10	2	1	5	0	2	22
Desmond Hubert, f	14	1-2	0-0	3	0	0	0	1	0	2
Dexter Strickland, g	27	2-7	1-3	3	2	1	1	0	2	5
Marcus Paige, g	39	6-14	3-4	5	3	5	2	0	1	19
Leslie McDonald	25	1-7	4-4	2	1	3	1	0	0	6
Brice Johnson	11	2-5	1-1	6	1	1	0	0	0	5
Joel James	6	0-1	0-0	3	0	0	0	0	0	0
J.P. Tokoto	6	0-1	0-0	1	0	2	0	0	1	0
Jackson Simmons	18	1-2	0-2	3	4	0	1	0	0	2
TEAM				6			0			
Totals	225	24-64	19-27	47	14	16	12	3	6	72

3-Pointers.....VT 4 (Eddie 2, Green 2)UNC 5 (Paige 4, Bullock)
Blocks.....VT 5 (Eddie 2, Raines 2, van Zegeren)UNC 3 (Bullock 2, Hubert)
Steals.....VT 8 (Rankin 3, Brown, Eddie, Green)Raines, van Zegeren)
.....UNC 6 (McAdoo 2, Strickland 2, Paige, Tokoto)

Officials.....Natili, Nestor, Heater
Technical.....None
Attendance.....20,762

Percentages:

	FG%...	3FG%...	FT%...
Virginia Tech	38.7	30.8	80.0
North Carolina	37.5	20.8	70.4

	32	23	5	—	69
Virginia Tech	32	23	5	—	69
North Carolina	26	29	17	—	72

GAME 22

MARYLAND 60, VIRGINIA TECH 55

FEB. 7, 2013 • 9 P.M. • BLACKSBURG, VA.

Erick Green came up with another big game for Virginia Tech, but the Hokies couldn't make enough plays down the stretch and fell to Maryland 60-55.

Tech trailed by as many as 11 in the first half, but closed the half with a 17-3 run and led 27-24 at the break. The Terrapins, however, opened the second half with a 14-3 run to take the lead for good. They hit six of their first eight shots from the floor in the second half, including a 3-pointer and a short jumper by Jake Layman, and they took a 38-30 lead with 15:12 left on a 3-pointer by Dez Wells.

Tech stayed in the game behind Green, the nation's leading scorer at 25 points per game coming into this one. Green scored 13 of his game-high 29 points in the second half, and his jumper with 1:28 left cut the Maryland lead to 54-53.

But Alex Len's two free throws with 58.4 seconds left gave Maryland a 56-53 edge. After Virginia Tech's **Robert Brown** missed a jumper in the lane, Maryland's Nick Faust hit two free throws with 28 seconds left to push the lead to 58-53.

Layman led Maryland with 14 points, hitting 5 of 11 from the floor, including three 3-pointers. Maryland had a balanced attack, with five players scoring seven points or more. Len finished with 10 points and five rebounds, while Wells added eight points and James Padgett scored eight points and grabbed a game-high 11 rebounds. The Terrapins out-rebounded the Hokies 46-38.

Maryland, which came into the game ranked fourth nationally in field-goal percentage defense (36.3 percent), held the cold-shooting Hokies to just 33.8 percent (22 of 65). Virginia Tech hit just two field goals in the final 6:39.

Green connected on 10 of 23 from the floor for the Hokies, and **Cadarian Raines**, who scored 14 points, hit 7 of 13 from the floor. But the rest of the team combined for just five baskets.

MARYLAND (17-6, 5-5 ACC)

Player	MP	FG	FT	TR	PF	A	TO	Bk	Stl	TP
Dez Well, f	32	2-5	2-5	9	1	5	4	0	0	8
James Padgett, f	25	4-8	0-4	11	3	0	2	2	1	8
Alex Len, c	36	4-6	2-2	5	0	1	2	2	0	10
Nick Faust, g	22	1-6	2-4	3	2	4	3	0	2	4
Jake Layman, g	24	5-11	1-2	5	1	0	1	0	1	14
Charles Mitchell	15	0-4	2-4	9	2	0	1	0	0	2
Logan Aronhalt	14	2-5	0-0	0	0	0	0	0	0	5
Seth Allen	19	2-6	1-2	0	3	2	1	0	0	7
Pe'Shon Howard	10	1-1	0-0	1	1	2	0	0	0	2
Shaquille Cleare	3	0-0	0-0	1	4	0	0	0	0	0
TEAM				2			1			
Totals	200	21-52	10-23	46	17	14	15	4	4	60

VIRGINIA TECH (11-11, 2-7 ACC)

Player	MP	FG	FT	TR	PF	A	TO	Bk	Stl	TP
Joey van Zegeren, f	17	1-3	0-2	4	3	0	1	1	0	2
Cadarian Raines, f	31	7-13	0-0	5	3	0	0	5	0	14
Jarell Eddie, f	27	1-8	0-0	5	4	0	1	2	0	2
Robert Brown, g	33	1-9	0-0	3	0	4	0	1	2	
Erick Green, g	38	10-23	7-10	3	1	1	0	0	3	29
Will Johnston	22	0-2	1-2	1	0	1	0	0	0	1
Marshall Wood	6	0-1	0-0	3	2	0	0	0	0	0
C.J. Barksdale	26	2-6	1-2	5	2	0	0	0	0	5
TEAM				9			1			
Totals	200	22-65	9-16	38	15	6	7	8	4	55

3-Pointers.....VT 2 (Green 2)
.....MD 8 (Layman 3, Allen 2, Wells 2, Aronhalt)
Blocks.....VT 8 (Raines 5, Eddie 2, van Zegeren)
.....MD 4 (Len 2, Padgett 2)
Steals.....VT 4 (Green 3, Brown)
.....MD 4 (Faust 2, Layman, Padgett)

Officials.....Eades, Maxwell, Lindsay
Technical.....None
Attendance.....5,465

Percentages:
Maryland FG%...40.4 3FG%...38.1 FT%...43.5
Virginia Tech FG%...33.8 3FG%...11.1 FT%...56.3

Maryland 24 36 — 60
Virginia Tech 27 28 — 55

GAME 23

GEORGIA TECH 64, VIRGINIA TECH 54

FEB. 9, 2013 • 1 P.M. • BLACKSBURG, VA.

Virginia Tech's **Erick Green** scored a game-high 28 points, but a slow start hurt the Hokies, and they ended up dropping a 64-54 decision to Georgia Tech in an ACC game played Saturday afternoon at Cassell Coliseum.

The Hokies fell to 11-12 overall, 2-8 in the ACC, and lost their sixth straight game. Georgia Tech moved to 13-9 overall, 3-7 in the league and snapped a four-game losing streak to the Hokies. They also avenged a 70-65 overtime loss to the Hokies on Jan. 12.

Behind Kammeon Holsey, who scored all 13 of his points in the first half, the Yellow Jackets opened a 22-point lead against the cold-shooting Hokies, who missed 12 of their first 13 shots and 20 of their first 23. The Yellow Jackets led 37-15 after a free throw by Daniel Miller with 1:24 left and led 37-18 at halftime.

Virginia Tech's 18 first-half points marked its fewest in any half this season. The Hokies, coming off a tough, late Thursday night loss to Maryland, hit just six shots in the first half and shot 20.7 percent (6 of 29) from the floor.

The Hokies used a 15-1 run in the second half to climb back into it. Green, who came into the game leading the nation in scoring at 25.2 points per game, scored nine of those 15 points, and his basket with 10:24 remaining cut the lead to 48-37.

Green, who scored 16 of his 28 points in the second half, got the Hokies even closer. Virginia Tech cut the lead to 60-52 on Green's runner with 31.6 seconds left, but the Yellow Jackets held on down the stretch.

Georgia Tech came into the game as the ACC's worst free-throw shooting team (64.3 percent), but senior guard Mfon Udofia made four straight in the final 31 seconds to seal the game for the Yellow Jackets.

Green, who led the nation in scoring at 25.2 points per game coming in, hit 9 of 20 from the floor and 8 of 9 from the free-throw line. He came out of the game with 31 seconds remaining because of dehydration and had to be helped to the locker room after the game. But Virginia Tech's sports medicine staff said he was fine.

The rest of the Hokies combined to shoot 10 of 42. Virginia Tech shot a season-low 30.6 percent (19 of 62).

GEORGIA TECH (13-9, 3-7 ACC)

Player	MP	FG	FT	TR	PF	A	TO	Bk	Stl	TP
Marcus Georges-Hunt, f 29	5-11	2-2	9	1	0	2	1	0	13	
Robert Carter, Jr., f	24	2-7	2-3	9	4	0	2	1	1	7
Daniel Miller, c	32	3-9	1-2	7	1	2	1	2	0	7
Mfon Udofia, g	23	1-9	4-7	4	4	0	0	0	0	7
Chris Bolden, g	28	2-6	0-0	3	1	4	1	1	0	5
Brandon Reed	23	3-6	2-4	4	2	4	1	0	1	9
Kammeon Holsey	24	6-8	1-4	9	1	1	1	1	0	13
Solomon Poole	17	1-3	0-0	1	4	2	2	0	0	3
TEAM				3			1			
Totals	200	23-59	12-22	49	18	13	11	6	2	64

VIRGINIA TECH (11-12, 2-8 ACC)

Player	MP	FG	FT	TR	PF	A	TO	Bk	Stl	TP
Cadarian Raines, f	31	3-11	0-2	9	3	1	0	1	1	6
Jarell Eddie, f	12	0-6	0-0	3	3	1	0	3	0	3
C.J. Barksdale, f	24	0-2	1-2	4	3	0	0	0	0	1
Robert Brown, g	39	4-16	0-1	3	0	2	4	0	0	10
Erick Green, g	35	9-20	8-9	5	0	3	2	2	2	28
Joey van Zegeren	9	0-0	0-0	1	2	0	0	0	0	0
Marcus Patrick	1	0-0	0-0	2	0	0	0	0	0	0
Marquis Rankin	10	0-0	0-0	2	0	1	0	0	0	0
Will Johnston	23	2-6	0-0	2	1	1	0	0	0	6
Marshall Wood	16	1-1	0-0	3	3	0	1	0	0	3
TEAM				3						
Totals	200	19-62	9-14	35	17	8	6	1	5	54

3-Pointers.....VT 7 (Brown 2, Green 2, Johnston 2, Wood)
.....GT 6 (Bolden, Carter, Jr., Georges-Hunt, Poole, Reed, Udofia)
Blocks.....VT 6 (Eddie 3, Green 2, Raines)
.....GT 6 (Miller 2, Bolden, Carter, Jr., Georges-Hunt, Holsey)
Steals.....VT 1 (Green)
.....GT 2 (Carter, Jr., Reed)

Officials.....Burr, Styons, Kelly
Technical.....None
Attendance.....6,006

Percentages:
Georgia Tech FG%...39.0 3FG%...35.3 FT%...54.5
Virginia Tech FG%...30.6 3FG%...35.0 FT%...64.3

Georgia Tech 37 27 — 64
Virginia Tech 18 36 — 54

GAME 24

VIRGINIA 73, VIRGINIA TECH 55

FEB. 12, 2013 • 7 P.M. • CHARLOTTESVILLE, VA.

Virginia's Joe Harris scored 17 of his game-high 26 points in the first half, as the Cavaliers used a big run at the end of the half to knock off Virginia Tech 73-55 in an ACC game played Tuesday night at John Paul Jones Arena.

The Hokies got 22 points from **Erick Green**, who came into the game as the nation's leading scorer at 25.3 points per game. But Green only made 4 of 17 from the floor, and the rest of the Hokies weren't much better, as they shot just 34.6 percent on the evening.

The Hokies stayed competitive for the first 12 minutes and trailed only 21-20 after a basket by **Robert Brown** with 8:01 remaining. But the Cavaliers closed the half with a 15-3 run — one that included two 3-pointers by Harris and one by Evan Nolte. The Hokies missed eight of their final nine shots in the half and trailed by 13 at halftime.

Green got hot in the second half, scoring 21 points — in fact, he scored 21 of Tech's 24 points during one stretch. His 3-pointer got the Hokies within 47-36 with 14:37 left to play, but the Cavaliers scored the next five points, and Tech got no closer the rest of the game.

Green went 0 of 7 in the first half and just 4 of 10 in the second half. He got most of his points at the free-throw line, hitting 11 of 13.

Harris hit 7 of 12 from the floor, including 5 of 7 from the 3-point arc, for the Cavaliers. He also made all seven of his free-throw attempts. Behind him, the Cavaliers shot 44 percent from the floor for the game and 47.4 percent from beyond the 3-point arc.

VIRGINIA TECH (11-13, 2-9 ACC)

Player	MP	FG	FT	TR	PF	A	TO	Bk	Stl	TP
Cadarian Raines, f	26	3-7	0-2	8	2	1	1	1	0	6
C.J. Barksdale, f	16	1-2	0-0	4	2	0	2	0	1	2
Robert Brown, g	18	1-5	0-1	1	3	1	0	0	0	2
Erick Green, g	34	4-17	11-13	5	0	2	0	0	1	22
Will Johnston, g	28	1-2	0-1	1	0	1	0	0	1	3
Joey van Zegeren	14	0-0	0-0	4	4	0	1	1	0	0
Marcus Patrick	2	2-2	0-0	1	0	0	0	0	0	4
Marquis Rankin	20	2-4	0-2	0	1	1	1	0	0	5
Greg Donlon	2	0-1	0-0	0	0	0	0	0	0	0
Christian Beyer	2	0-0	0-0	0	0	0	0	0	0	0
Joey Racer	2	0-0	0-0	0	0	0	0	0	0	0
Jarell Eddie	14	1-7	0-0	3	0	0	2	0	0	3
Marshall Wood	22	3-5	0-0	5	3	1	1	0	0	8
TEAM				1			1			
Totals	200	18-52	11-19	33	15	7	9	2	3	55

VIRGINIA (18-6, 8-3 ACC)

Player	MP	FG	FT	TR	PF	A	TO	Bk	Stl	TP
Akil Mitchell, f	34	6-12	5-8	8	0	3	0	0	2	17
Jontel Evans, g	30	4-7	0-0	7	3	6	1	0	0	8
Paul Jerspersion, g	22	3-5	0-0	2	2	1	0	2	0	8
Joe Harris, g	32	7-12	7-7	4	2	1	1	1	0	26
Justin Anderson, g	28	0-4	4-4	3	3	1	2	0	0	4
Doug Browman	2	0-0	0-0	1	0	0	0	0	0	0
Taylor Barnette	11	0-1	0-0	1	0	0	0	0	0	0
Teven Jones	9	1-3	2-2	0	2	2	0	0	0	5
Evan Nolte	26	1-3	2-2	4	1	0	0	0	0	5
Caid Kirven	2	0-0	0-0	0	0	0	0	0	0	0
Thomas Rogers	2	0-2	0-0	0	0	0	0	0	0	0
Darion Atkins	2	0-1	0-0	1	0	0	1	0	0	0
TEAM				2			1			
Totals	200	22-50	0-23	33	13	14	6	3	2	73

3-Pointers.....VT 8 (Green 3, Wood 2, Eddie, Johnston, Rankin)
.....UVA 9 (Harris 5, Jerspersion 2, Jones, Nolte)
Blocks.....VT 2 (Raines, van Zegeren)
.....UVA 3 (Jerspersion 2, Harris)
Steals.....VT 3 (Barksdale, Green, Johnston)
.....UVA 2 (Mitchell 2)

Officials.....Luckie, Hull, Cahill
Technical.....None
Attendance.....11,764

Percentages:
Virginia Tech FG%...34.6 3FG%...32.0 FT%...57.9
Virginia FG%...44.0 3FG%...47.4 FT%...87.0

Virginia Tech 23 32 — 55
Virginia 36 37 — 73

GAME 25

NC STATE 90, VIRGINIA TECH 86

FEB. 16, 2013 • 2 P.M. • RALEIGH, N.C.

A career day for **Marshall Wood** and a near-30-point performance from **Erick Green** just weren't enough for the Virginia Tech men's basketball team as it fell in the overtime thriller, 90-86, to NC State at PNC Arena Saturday afternoon.

The game was close from start to finish as neither team led by more than seven at any point, but it was the late heroics of **Jarell Eddie** that kept the Hokies alive in the final seconds of regulation. A 3-pointer by NC State's Scott Wood gave the Wolfpack a 74-68 lead with 48 seconds to play, and Green followed with a jumper to make it a four-point game.

Forced to foul in the closing seconds of regulation, a Lorenzo Brown miss at the line, was followed by a big 3-pointer from Eddie to make it a two-point game 77-75. Wood went 1 for 2 at the line on the ensuing possession and NC State decided to foul Green with a three-point lead.

Green made the first and purposely missed the second, bouncing it off the right side of the rim, where it was met by Eddie and tipped back in to tie the game at 78 with two seconds on the clock. Brown's last-second floater from beyond the arc was off target and the Hokies headed to overtime for the fourth time this season and third time in conference play.

Tech made use of both a 7-2 run in the beginning of the second half and a 9-0 run midway through to distance itself, but the Wolfpack was able to work its way back in and go on a 12-0 run of its own to keep things close down the stretch.

Wood paced the team with 22 points, including six threes, while Richard Howell recorded a double-double with 10 points and 16 rebounds.

Marshall Wood had a career day and by far his best performance in league play as he earned the first double-double of his young career, setting new bests with 14 points and 16 rebounds. Eddie added 17 points for Tech, while Green paced the squad with 29 points and eight assists.

VIRGINIA TECH (11-14, 2-10 ACC)

Player	MP	FG	FT	TR	PF	A	TO	Blk	Stl	TP
Robert Brown, g	29	4-12	0-0	2	2	3	1	1	2	8
Cadarian Raines, f	35	3-11	0-0	9	3	0	1	1	0	6
Erick Green, g	43	11-24	5-7	0	3	8	3	0	2	29
Will Johnston, g	28	2-4	0-0	2	5	0	1	0	0	6
C.J. Barksdale, f	10	1-3	0-0	1	1	0	2	0	1	2
Joey van Zegeren	14	1-1	0-0	3	2	0	0	0	0	2
Marquis Rankin	13	1-2	0-0	0	5	0	1	0	0	2
Jarell Eddie	22	7-13	0-0	4	3	1	3	0	0	17
Marshall Wood	31	5-10	0-0	16	4	1	2	1	0	14
TEAM				5						
Totals	225	35-80	11-23	5-7	42	13	14	3	5	86

NC STATE (18-7, 7-5 ACC)

Player	MP	FG	FT	TR	PF	A	TO	Blk	Stl	TP
Rodney Purvis, g	16	1-4	0-2	1	2	1	2	0	0	2
Richard Howell, f	41	3-8	4-4	16	3	1	1	0	1	10
Lorenzo Brown, g	42	4-11	7-8	4	3	7	6	0	3	15
C.J. Leslie, f	40	6-11	4-7	9	1	3	1	1	1	16
Scott Wood, f	43	6-11	4-6	3	1	0	0	3	2	22
Tyler Lewis	21	3-5	6-6	1	1	0	0	0	0	13
T.J. Warren	22	3-5	6-10	2	1	1	2	0	1	12
TEAM				3						
Totals	225	26-55	31-43	39	12	13	12	4	8	90

3-Pointers..... VT 11 (Wood 4, Eddie 3, Green 2, Johnston 2)

.....NC ST 7 (Wood 6, Lewis)

Blocks..... VT 3 (Brown, Raines, Wood)

.....NC ST 4 (Wood 3, Leslie)

Steals.....VT 5 (Brown 2, Green 2, Barksdale)

.....NC ST 8 (Brown 3, Wood 2, Howell, Leslie, Warren)

Officials..... Nestor, Eades, Maxwell

Technical..... NC ST (C.J. Leslie)

Attendance..... 18,257

Percentages:

Virginia Tech FG%...43.8 3FG%...47.8 FT%...71.4

NC State FG%...47.3 3FG%...38.9 FT%...72.1

Virginia Tech 36 42 8 — 86

NC State 34 44 12 — 90

GAME 26

VIRGINIA TECH vs. DUKE

FEB. 21, 2013 • 9 P.M. • BLACKSBURG, VA.

GAME 27

VIRGINIA TECH vs. FLORIDA STATE

FEB. 24, 2013 • 6 P.M. • BLACKSBURG, VA.

THE STAT CREW SYSTEM
Virginia Tech Combined Team Statistics (as of Feb 16, 2013)
All games

RECORD:	OVERALL	HOME	AWAY	NEUTRAL
ALL GAMES	11-14	8-6	2-6	1-2
CONFERENCE	2-10	1-5	1-5	0-0
NON-CONFERENCE	9-4	7-1	1-1	1-2

#	Player	gp-gs	min	avg	Total		3-Point		F-Throw		Rebounds			pf	dq	a	to	blk	stl	pts	avg	
					fg-fga	fg%	3fg-fga	3fg%	ft-fa	ft%	off	def	tot									avg
11	Erick Green	25-25	915	36.6	207-438	.473	46-121	.380	173-213	.812	13	93	106	4.2	32	0	102	50	4	35	633	25.3
31	Jarell Eddie	25-23	753	30.1	109-269	.405	45-128	.352	62-73	.849	32	115	147	5.9	55	0	31	57	22	10	325	13.0
01	Robert Brown	24-21	705	29.4	79-247	.320	19-85	.224	35-55	.636	11	51	62	2.6	54	0	58	57	7	15	212	8.8
04	Cadarian Raines	25-23	631	25.2	76-163	.466	0-0	.000	23-50	.460	77	93	170	6.8	76	3	13	34	30	8	175	7.0
33	Marshall Wood	18-0	296	16.4	25-72	.347	12-45	.267	23-35	.657	16	61	77	4.3	40	0	10	16	8	3	85	4.7
42	C.J. Barksdale	24-23	507	21.1	43-89	.483	0-0	.000	19-28	.679	34	71	105	4.4	56	3	14	20	12	6	105	4.4
02	Joey van Zegeren	25-4	392	15.7	33-61	.541	0-0	.000	23-49	.469	37	48	85	3.4	63	1	3	28	18	7	89	3.6
10	Marquis Rankin	22-4	414	18.8	20-59	.339	11-34	.324	7-13	.538	5	19	24	1.1	46	2	21	22	1	16	58	2.6
25	Will Johnston	22-2	253	11.5	18-44	.409	17-40	.425	5-10	.500	2	9	11	0.5	18	1	8	3	0	4	58	2.6
22	Christian Beyer	17-0	174	10.2	11-30	.367	1-8	.125	10-14	.714	20	37	57	3.4	11	0	5	8	2	3	33	1.9
05	Marcus Patrick	8-0	36	4.5	2-11	.182	0-4	.000	2-4	.500	0	5	5	0.6	8	0	2	5	0	1	6	0.8
24	Joey Racer	8-0	17	2.1	2-3	.667	1-2	.500	1-2	.500	1	0	1	0.1	3	0	0	0	0	0	6	0.8
14	Greg Donlon	5-0	7	1.4	0-1	.000	0-0	.000	1-2	.500	0	1	1	0.2	0	0	0	0	0	0	1	0.2
Team											46	41	87				3					
Total.....		25	5100		625-1487	.420	152-467	.325	384-548	.701	294	644	938	37.5	462	10	267	303	104	108	1786	71.4
Opponents.....		25	5100		643-1534	.419	188-576	.326	369-557	.662	329	640	969	38.8	445	-	347	275	93	125	1843	73.7

TEAM STATISTICS	VT	OPP	Date	Opponent	Score	Att.
SCORING	1786	1843	11/10/12	EAST TENNESSEE STATE	w 80-62	6632
Points per game	71.4	73.7	11/12/12	RHODE ISLAND	w 69-50	6270
Scoring margin	-2.3	-	11/15/12	VMI	w 95-80	6883
FIELD GOALS-ATT	625-1487	643-1534	11/19/12	at UNCG	w 96-87	3082
Field goal pct	.420	.419	11/23/12	APPALACHIAN STATE	w 87-76	7094
3 POINT FG-ATT	152-467	188-576	11/27/12	IOWA	w 95-79	5647
3-point FG pct	.325	.326	12/01/12	OKLAHOMA STATE	w 81-71	7552
3-pt FG made per game	6.1	7.5	12/8/12	at West Virginia	L 67-68	11631
FREE THROWS-ATT	384-548	369-557	12/10/12	MISSISSIPPI VALLEY STATE	w 70-49	4926
Free throw pct	.701	.662	12/15/12	GEORGIA SOUTHERN	L 73-78	6026
F-Throws made per game	15.4	14.8	12/22/12	vs Bradley	Wot 66-65	0
REBOUNDS	938	969	12/23/12	vs Colorado State	L 52-88	0
Rebounds per game	37.5	38.8	12/29/12	vs BYU	L 71-97	15684
Rebounding margin	-1.2	-	* 01/05/13	at Maryland	L 71-94	17950
ASSISTS	267	347	* 01/09/13	BOSTON COLLEGE	L 75-86	6054
Assists per game	10.7	13.9	* 1/12/13	at Georgia Tech	Wot 70-65	7675
TURNOVERS	303	275	* 01/19/13	WAKE FOREST	w 66-65	6418
Turnovers per game	12.1	11.0	* 01/24/13	VIRGINIA	L 58-74	7222
Turnover margin	-1.1	-	* 1/27/13	at Clemson	L 70-77	7980
Assist/turnover ratio	0.9	1.3	* 01/30/13	MIAMI	L 64-73	5436
STEALS	108	125	* 02/02/13	at North Carolina	Lot 60-72	20762
Steals per game	4.3	5.0	* 02/07/13	MARYLAND	L 55-60	5465
BLOCKS	104	93	* 02/09/13	GEORGIA TECH	L 54-64	6006
Blocks per game	4.2	3.7	* 02/12/13	at Virginia	L 55-73	11764
ATTENDANCE	87631	114785	* 02/16/13	at NC State	Lot 86-90	18257
Home games-Avg/Game	14-6259	8-12388				
Neutral site-Avg/Game	-	3-5228				

* - Conference game

Score by Periods	1st	2nd	OT	Totals
Virginia Tech	795	952	39	1786
Opponents	848	946	49	1843

THE STAT CREW SYSTEM
Virginia Tech Combined Team Statistics (as of Feb 16, 2013)
Conference games

RECORD:	OVERALL	HOME	AWAY	NEUTRAL
ALL GAMES	2-10	1-5	1-5	0-0
CONFERENCE	2-10	1-5	1-5	0-0
NON-CONFERENCE	0-0	0-0	0-0	0-0

#	Player	gp-gs	min	avg	Total		3-Point		F-Throw		Rebounds				pf	dq	a	to	blk	stl	pts	avg
					fg-fga	fg%	3fg-fga	3fg%	ft-fga	ft%	off	def	tot	avg								
11	Erick Green	12-12	459	38.2	105-231	.455	27-62	.435	79-103	.767	8	40	48	4.0	16	0	42	18	3	14	316	26.3
31	Jarell Eddie	12-10	344	28.7	46-125	.368	17-60	.283	23-28	.821	14	44	58	4.8	27	0	10	25	8	2	132	11.0
04	Cadarian Raines	12-10	326	27.2	42-90	.467	0-0	.000	1-10	.100	39	49	88	7.3	36	2	7	14	18	3	85	7.1
01	Robert Brown	11-8	327	29.7	28-112	.250	5-34	.147	13-20	.650	5	18	23	2.1	22	0	24	27	1	6	74	6.7
42	C.J. Barksdale	11-10	237	21.5	15-37	.405	0-0	.000	8-13	.615	15	33	48	4.4	31	3	5	11	2	2	38	3.5
33	Marshall Wood	8-0	113	14.1	10-23	.435	7-17	.412	0-3	.000	4	28	32	4.0	16	0	4	7	1	1	27	3.4
02	Joey van Zegeren	12-4	202	16.8	14-28	.500	0-0	.000	9-19	.474	19	21	40	3.3	33	1	1	16	6	1	37	3.1
10	Marquis Rankin	11-4	229	20.8	11-32	.344	7-18	.389	2-6	.333	3	12	15	1.4	26	1	12	12	0	13	31	2.8
22	Christian Beyer	9-0	85	9.4	7-16	.438	1-4	.250	4-6	.667	9	17	26	2.9	7	0	2	1	1	1	19	2.1
05	Marcus Patrick	2-0	3	1.5	2-2	1.000	0-0	.000	0-0	.000	0	1	1	0.5	2	0	0	0	0	0	4	2.0
25	Will Johnston	11-2	146	13.3	7-21	.333	6-17	.353	1-4	.250	1	6	7	0.6	10	1	5	1	0	1	21	1.9
24	Joey Racer	2-0	2	1.0	0-0	.000	0-0	.000	0-0	.000	0	0	0	0.0	1	0	0	0	0	0	0	0.0
14	Greg Donlon	1-0	2	2.0	0-1	.000	0-0	.000	0-0	.000	0	0	0	0.0	0	0	0	0	0	0	0	0.0
Team											27	16	43				3					
Total.....		12	2475		287-718	.400	70-212	.330	140-212	.660	144	285	429	35.8	227	8	112	135	40	44	784	65.3
Opponents.....		12	2475		297-683	.435	98-255	.384	201-297	.677	141	321	462	38.5	192	-	176	116	54	60	893	74.4

TEAM STATISTICS	VT	OPP	Date	Opponent	Score	Att.
SCORING	784	893	* 01/05/13	at Maryland	L 71-94	17950
Points per game	65.3	74.4	* 01/09/13	BOSTON COLLEGE	L 75-86	6054
Scoring margin	-9.1	-	* 1/12/13	at Georgia Tech	Wot 70-65	7675
FIELD GOALS-ATT	287-718	297-683	* 01/19/13	WAKE FOREST	W 66-65	6418
Field goal pct	.400	.435	* 01/24/13	VIRGINIA	L 58-74	7222
3 POINT FG-ATT	70-212	98-255	* 1/27/13	at Clemson	L 70-77	7980
3-point FG pct	.330	.384	* 01/30/13	MIAMI	L 64-73	5436
3-pt FG made per game	5.8	8.2	* 02/02/13	at North Carolina	Lot 60-72	20762
FREE THROWS-ATT	140-212	201-297	* 02/07/13	MARYLAND	L 55-60	5465
Free throw pct	.660	.677	* 02/09/13	GEORGIA TECH	L 54-64	6006
F-Throws made per game	11.7	16.8	* 02/12/13	at Virginia	L 55-73	11764
REBOUNDS	429	462	* 02/16/13	at NC State	Lot 86-90	18257
Rebounds per game	35.8	38.5				
Rebounding margin	-2.7	-				
ASSISTS	112	176				
Assists per game	9.3	14.7				
TURNOVERS	135	116				
Turnovers per game	11.3	9.7				
Turnover margin	-1.6	-				
Assist/turnover ratio	0.8	1.5				
STEALS	44	60				
Steals per game	3.7	5.0				
BLOCKS	40	54				
Blocks per game	3.3	4.5				
ATTENDANCE	36601	84388				
Home games-Avg/Game	6-6100	6-14065				
Neutral site-Avg/Game	-	0-0				

* - Conference game

Score by Periods	1st	2nd	OT	Totals
Virginia Tech	342	414	28	784
Opponents	400	454	39	893

THE STAT CREW SYSTEM
Virginia Tech Team Game-by-Game Comparison (as of Feb 16, 2013)
All games

Opponent	1st	2nd	Score	Mar	Total FG	FG Pct	3-Pointers	3FG Pct	Free Throws	FT Pct	Rebounds	Assist	T/Over	Block	Steal	Fouls
EAST TENNESSEE STATE	43/28	37/34	80-62	+18	27-58/24-62	.466/.387	10-25/3-16	.400/.188	16-24/11-25	.667/.440	37/39 (2)	19/12	10/12	1/1	5/5	20/18
RHODE ISLAND	36/24	33/26	69-50	+19	26-57/20-59	.456/.339	7-21/1-21	.333/.048	10-17/9-16	.588/.563	42/37 +5	14/4	9/10	9/2	5/3	15/18
VMI	46/30	49/50	95-80	+15	36-68/30-73	.529/.411	11-24/8-37	.458/.216	12-15/12-15	.800/.800	44/33 +11	16/15	13/10	2/6	7/5	15/13
UNCG	45/41	51/46	96-87	+9	24-53/32-75	.453/.427	14-22/11-35	.636/.314	34-42/12-17	.810/.706	41/38 +3	13/16	14/9	8/0	4/5	15/25
APPALACHIAN STATE	41/38	46/38	87-76	+11	26-52/28-60	.500/.467	5-18/8-22	.278/.364	30-39/12-21	.769/.571	27/35 (8)	16/6	13/19	3/2	7/5	19/26
IOWA	46/38	49/41	95-79	+16	32-61/31-64	.525/.484	4-15/4-22	.267/.182	27-30/13-18	.900/.722	36/30 +6	12/16	9/10	3/5	6/2	20/23
OKLAHOMA STATE	32/36	49/35	81-71	+10	24-55/28-66	.436/.424	6-16/4-23	.375/.174	27-33/11-15	.818/.733	41/31 +10	8/13	12/8	6/5	5/5	16/23
West Virginia	24/30	43/38	67-68	(1)	27-65/24-68	.415/.353	5-18/10-24	.278/.417	8-10/10-18	.800/.556	38/49 (11)	15/15	6/7	8/5	3/2	17/12
MISSISSIPPI VALLEY STATE	30/24	40/25	70-49	+21	23-60/18-70	.383/.257	2-12/4-29	.167/.138	22-30/9-14	.733/.643	51/45 +6	10/6	15/14	9/5	4/5	19/20
GEORGIA SOUTHERN	27/35	46/43	73-78	(5)	27-68/25-57	.397/.439	6-27/11-26	.222/.423	13-17/17-27	.765/.630	38/41 (3)	7/15	13/17	4/3	5/3	23/17
Bradley	25/35	30/20	66-65	+1	23-56/23-63	.411/.365	4-16/8-23	.250/.348	16-25/11-18	.640/.611	43/36 +7	10/13	24/20	3/3	6/12	16/18
Colorado State	27/33	25/55	52-88	(36)	19-53/30-63	.358/.476	6-21/11-24	.286/.458	8-16/17-27	.500/.630	32/45 (13)	4/22	15/6	4/2	1/7	21/15
BYU	31/56	40/41	71-97	(26)	24-63/33-71	.381/.465	2-20/7-19	.100/.368	21-38/24-29	.553/.828	39/48 (9)	11/18	15/17	4/0	6/6	19/25
Maryland	37/53	34/41	71-94	(23)	25-67/31-60	.373/.517	4-19/10-23	.211/.435	17-24/22-28	.708/.786	38/41 (3)	7/18	11/11	1/4	5/2	19/17
BOSTON COLLEGE	26/32	49/54	75-86	(11)	29-56/29-60	.518/.483	7-14/8-22	.500/.364	10-15/20-35	.667/.571	34/33 +1	14/17	17/5	1/3	0/9	26/14
Georgia Tech	22/25	33/30	70-65	+5	24-58/22-61	.414/.361	3-16/8-24	.188/.333	19-24/13-21	.792/.619	43/32 +11	9/13	12/9	4/6	4/6	16/19
WAKE FOREST	31/37	35/28	66-65	+1	27-60/25-68	.450/.368	4-13/7-19	.308/.368	8-16/8-12	.500/.667	38/43 (5)	12/14	7/8	6/1	4/4	11/15
VIRGINIA	25/34	33/40	58-74	(16)	19-43/26-51	.442/.510	5-15/11-23	.333/.478	15-24/11-18	.625/.611	32/24 +8	6/21	14/6	0/3	3/9	17/18
Clemson	33/33	37/44	70-77	(7)	21-60/22-49	.350/.449	5-16/10-21	.313/.476	23-32/23-29	.719/.793	33/42 (9)	9/11	5/9	2/9	3/2	25/23
MIAMI	32/29	32/44	64-73	(9)	24-53/26-54	.453/.481	10-20/9-24	.500/.375	6-11/12-16	.545/.750	29/33 (4)	11/12	17/12	2/8	4/6	18/12
North Carolina	32/26	23/29	60-72	(12)	24-62/24-64	.387/.375	4-13/5-24	.308/.208	8-10/19-27	.800/.704	34/47 (13)	10/16	14/12	5/3	8/6	20/14
MARYLAND	27/24	28/36	55-60	(5)	22-65/21-52	.338/.404	2-18/8-21	.111/.381	9-16/10-23	.563/.435	38/46 (8)	6/14	7/15	8/4	4/4	15/17
GEORGIA TECH	18/37	36/27	54-64	(10)	19-62/23-59	.306/.390	7-20/6-17	.350/.353	9-14/12-22	.643/.545	35/49 (14)	8/13	8/11	6/6	1/2	17/18
Virginia	23/36	32/37	55-73	(18)	18-52/22-50	.346/.440	8-25/9-19	.320/.474	11-19/20-23	.579/.870	33/33 -	7/14	9/6	2/3	3/2	15/13
NC State	36/34	42/44	86-90	(4)	35-80/26-55	.438/.473	11-23/7-18	.478/.389	5-7/31-43	.714/.721	42/39 +3	13/13	14/12	3/4	5/8	28/12

Note: Game totals are displayed in the format TEAM/OPPONENT for each category

THE STAT CREW SYSTEM
Virginia Tech Points-Rebounds-Assists (as of Feb 16, 2013)
All games

Opponent	Date	Score		01	02	04	05	10	11	14
				BROWN,ROBE	ZEGEREN,JO	RAINES,CAD	PATRICK,MA	RANKIN,MAR	GREEN,ERIC	DONLON,GRE
EAST TENNESSEE STATE	11/10/12	80-62	w	16-2-5	6-2-0	9-4-0	0-0-1	DNP	21-2-6	DNP
RHODE ISLAND	11/12/12	69-50	w	12-4-4	2-6-0	10-12-2	2-0-0	DNP	25-3-4	DNP
VMI	11/15/12	95-80	w	11-4-4	4-8-1	14-10-0	0-1-1	0-0-0	23-4-6	0-0-0
at UNCG	11/19/12	96-87	w	10-2-3	2-1-0	9-9-0	DNP	2-0-0	26-3-6	DNP
APPALACHIAN STATE	11/23/12	87-76	w	9-2-6	2-0-0	3-2-0	DNP	0-0-2	27-4-4	DNP
IOWA	11/27/12	95-79	w	18-0-2	10-3-0	9-6-0	DNP	5-0-2	24-5-5	DNP
OKLAHOMA STATE	12/01/12	81-71	w	18-6-0	2-0-0	10-6-1	DNP	0-0-0	28-7-0	DNP
at West Virginia	12/8/12	67-68	L	21-3-1	2-2-0	8-8-0	DNP	0-4-2	23-4-10	DNP
MISSISSIPPI VALLEY STAT	12/10/12	70-49	w	4-4-2	9-7-0	0-4-1	0-2-0	10-2-1	23-5-4	0-1-0
GEORGIA SOUTHERN	12/15/12	73-78	L	4-2-2	2-5-1	0-3-0	DNP	5-2-0	28-7-4	DNP
vs Bradley	12/22/12	66-65	w	2-2-4	2-5-0	16-9-2	DNP	0-1-1	31-8-2	DNP
vs Colorado State	12/23/12	52-88	L	0-3-0	2-2-0	2-4-0	0-0-0	3-0-1	26-5-3	0-0-0
vs BYU	12/29/12	71-97	L	13-5-1	7-4-0	0-5-0	0-1-0	2-0-0	12-1-6	1-0-0
at Maryland	01/05/13	71-94	L	11-2-1	10-5-0	8-13-0	DNP	3-3-3	28-3-2	DNP
BOSTON COLLEGE	01/09/13	75-86	L	DNP	7-4-0	2-3-0	DNP	4-2-1	24-3-9	DNP
at Georgia Tech	1/12/13	70-65	w	10-3-3	4-1-0	8-6-2	DNP	0-3-2	28-5-1	DNP
WAKE FOREST	01/19/13	66-65	w	4-0-3	5-2-0	8-13-3	DNP	2-0-1	22-3-3	DNP
VIRGINIA	01/24/13	58-74	L	0-1-0	2-5-0	4-4-0	DNP	6-0-0	35-9-1	DNP
at Clemson	1/27/13	70-77	L	9-4-2	0-1-0	1-4-0	DNP	7-1-0	25-4-5	DNP
MIAMI	01/30/13	64-73	L	8-1-4	2-6-0	10-8-0	DNP	0-2-2	30-2-3	DNP
at North Carolina	02/02/13	60-72	L	10-3-1	3-4-1	12-6-0	DNP	2-2-2	16-6-4	DNP
MARYLAND	02/07/13	55-60	L	2-3-4	2-4-0	14-5-0	DNP	DNP	29-3-1	DNP
GEORGIA TECH	02/09/13	54-64	L	10-3-2	0-1-0	6-9-1	0-0-0	0-2-0	28-5-3	DNP
at Virginia	02/12/13	55-73	L	2-1-1	0-4-0	6-8-1	4-1-0	5-0-1	22-5-2	0-0-0
at NC State	02/16/13	86-90	L	8-2-3	2-3-0	6-9-0	DNP	2-0-0	29-0-8	DNP

Opponent	Date	Score		22	24	25	31	33	42
				BEYER,CHRI	RACER,JOEY	JOHNSTON,W	EDDIE,JARE	WOOD,MARSH	BARKSDALE,
EAST TENNESSEE STATE	11/10/12	80-62	w	0-1-0	3-0-0	3-0-2	17-10-2	5-6-2	0-3-1
RHODE ISLAND	11/12/12	69-50	w	0-1-0	0-0-0	3-1-0	9-8-3	4-3-0	2-1-1
VMI	11/15/12	95-80	w	0-0-0	0-0-0	9-0-0	17-8-3	6-2-0	11-6-1
at UNCG	11/19/12	96-87	w	DNP	DNP	9-0-0	28-5-2	5-11-1	5-6-1
APPALACHIAN STATE	11/23/12	87-76	w	0-0-0	DNP	0-0-0	23-2-0	13-8-2	10-7-2
IOWA	11/27/12	95-79	w	DNP	DNP	3-0-0	11-7-3	4-4-0	11-7-0
OKLAHOMA STATE	12/01/12	81-71	w	DNP	DNP	0-0-1	15-12-4	8-5-0	0-1-2
at West Virginia	12/8/12	67-68	L	DNP	DNP	DNP	5-2-2	2-2-0	6-8-0
MISSISSIPPI VALLEY STAT	12/10/12	70-49	w	2-5-0	0-0-0	0-1-0	8-10-0	8-3-1	6-3-1
GEORGIA SOUTHERN	12/15/12	73-78	L	DNP	DNP	0-0-0	21-8-0	3-1-0	10-9-0
vs Bradley	12/22/12	66-65	w	3-9-1	DNP	DNP	12-5-0	DNP	0-1-0
vs Colorado State	12/23/12	52-88	L	0-4-0	1-1-0	4-1-0	10-5-0	DNP	4-5-0
vs BYU	12/29/12	71-97	L	9-11-2	2-0-0	6-1-0	17-7-2	DNP	2-0-0
at Maryland	01/05/13	71-94	L	6-7-0	DNP	0-0-0	5-2-1	DNP	DNP
BOSTON COLLEGE	01/09/13	75-86	L	6-8-2	DNP	5-0-1	21-6-1	DNP	6-4-0
at Georgia Tech	1/12/13	70-65	w	0-2-0	DNP	0-1-0	9-7-1	DNP	11-10-0
WAKE FOREST	01/19/13	66-65	w	3-4-0	DNP	0-0-0	18-9-0	DNP	4-5-2
VIRGINIA	01/24/13	58-74	L	0-0-0	DNP	0-0-1	9-9-2	0-0-0	2-3-2
at Clemson	1/27/13	70-77	L	4-4-0	DNP	0-0-0	19-2-0	0-3-2	5-6-0
MIAMI	01/30/13	64-73	L	0-1-0	0-0-0	DNP	14-4-2	0-0-0	0-2-0
at North Carolina	02/02/13	60-72	L	0-0-0	DNP	0-0-0	15-4-1	2-2-0	0-4-1
MARYLAND	02/07/13	55-60	L	DNP	DNP	1-1-1	2-5-0	0-3-0	5-5-0
GEORGIA TECH	02/09/13	54-64	L	DNP	DNP	6-2-1	0-3-1	3-3-0	1-4-0
at Virginia	02/12/13	55-73	L	0-0-0	0-0-0	3-1-1	3-3-0	8-5-1	2-4-0
at NC State	02/16/13	86-90	L	DNP	DNP	6-2-0	17-4-1	14-16-1	2-1-0