



# HOKIE HOOPS

## 2012-13 GAME NOTES

Virginia Tech  
(11-13, 2-9)

VS.

NC State  
(17-7, 6-5)



Sat., Feb. 16, 2013 • 2 p.m.  
PNC Arena (19,557), Raleigh, N.C.

Series vs. NCSU: NCSU, 35-14 Series Streak: NCSU, one  
Last Meeting vs. the Wolfpack: NCSU, 70-58, 3-4-2012, Cassell Coliseum  
Live Stats: gopack.com Sirius: 123 XM: 191



**Hokies continue the road swing in  
PNC Arena against the Wolfpack**

### NOTING THE HOKIES

#### About Today's Game

The Hokies are 11-13 on the season and 2-9 in ACC play after losing at Virginia on Tuesday night.  
NC State is 17-7 overall and 6-5 in ACC action after a 58-57 win at Clemson last Sunday.  
This is the only meeting of the season between these two schools.

#### Virginia 73, Virginia Tech 55

**Erick Green** scored 22 points, 21 of which came in the second half, in a 73-55 loss at Virginia on Tuesday night. **Cadarian Raines** added six points and eight rebounds in the loss.

#### Green Notes

**Erick Green** leads the ACC and the nation in scoring.  
Green has scored 20-or-more points in 22 of the 24 games this season.  
Green's 25.2 ppg this season is one-tenth of a point behind the Virginia Tech senior season record of 25.3 ppg, set by Bimbo Coles in his senior season of 1990. Green is also in fourth place on the Virginia Tech single season scoring average list, regardless of class.  
Green is the only active ACC player to score 1,500 career points. Miami's Durand Scott should reach that mark this weekend.

#### Player Notes

**Will Johnston** made his first career start at Virginia on Tuesday night.

#### Odds & Ends

**Erick Green's** 35 points in the home loss to Virginia marks the most points by an ACC player in a game this season. Green has three of the ACC's eight 30-plus point games this season.  
The Hokies have played in three of the five overtime games played this season by ACC teams.  
Tech defeated Georgia Tech and lost at UNC in the only ACC conference overtime games this season.  
The Hokies started four Virginians Tuesday night at Virginia. All five starters graduated from high schools in Virginia.

### Hokie starters from last game

|   |    |  |       |     |                 |
|---|----|--|-------|-----|-----------------|
| F | 42 | <b>C.J. Barksdale</b><br>4.5 ppg, 4.5 rpg, .488 FG%  | So.   | 6-8 | Danville, Va.   |
| F | 4  | <b>Cadarian Raines</b><br>7.0 ppg, 6.7 rpg, 1.2 bspg | r-Jr. | 6-9 | Petersburg, Va. |
| G | 25 | <b>Will Johnston</b><br>2.5 ppg, 0.4 rpg, .405 3FG%  | So.   | 6-3 | Midlothian, Va. |
| G | 1  | <b>Robert Brown</b><br>8.9 ppg, 2.6 rpg, 2.4 apg     | So.   | 6-5 | Clermont, Fla.  |
| G | 11 | <b>Erick Green</b><br>25.2 ppg, 4.4 rpg, 3.9 apg     | Sr.   | 6-4 | Winchester, Va. |

### 2012-13 Schedule & Results (11-13, 2-9 ACC)

| Date  | Opponent                     |        |            |
|---|------------------------------|--------|------------|
| 11/10   | ETSU (ESPN3)                 | W      | 80-62      |
| 11/12   | RHODE ISLAND (ESPN3)         | W      | 69-50      |
| 11/15   | VMI (ESPN3)                  | W      | 95-80      |
| 11/19   | at UNC Greensboro (ESPN3)    | W      | 96-87      |
| 11/23   | APPALACHIAN ST. (ESPN3)      | W      | 87-76      |
| <b>Big Ten/ACC Challenge</b>                                |                              |        |            |
| 11/27   | IOWA% (ESPN3)                | W      | 95-79      |
| 12/ 1   | 15/17 OKLA. ST. (ESPN3)      | W      | 81-71      |
| 12/ 8   | at West Virginia (ESPN2)     | L      | 67-68      |
| <b>Continental Tire Las Vegas Classic (Blacksburg, Va.)</b> |                              |        |            |
| 12/10   | MISS.VALLEY ST.# (ESPN3)     | W      | 70-49      |
| 12/15   | GA. SOUTHERN# (ESPN3)        | L      | 73-78      |
| <b>Continental Tire Las Vegas Classic (Las Vegas, Nev.)</b> |                              |        |            |
| 12/22   | Bradley#                     | W      | 66-65 (OT) |
| 12/23   | Colorado State (CBS SN)      | L      | 52-88      |
| 12/29   | BYU (Salt Lake City) (ESPN3) | L      | 71-97      |
| 1/ 5  | at Maryland* (ACCN)          | L      | 71-94      |
| 1/ 9  | BOSTON COLLEGE* (RSN)        | L      | 75-86      |
| 1/12  | at Georgia Tech* (ACCN)      | W      | 70-65 (OT) |
| 1/19  | WAKE FOREST* (ACCN)          | W      | 66-65      |
| 1/24  | VIRGINIA* (ACCN)             | L      | 58-74      |
| 1/27  | at Clemson* (ACCN)           | L      | 70-77      |
| 1/30  | #14/15 MIAMI* (RSN)          | L      | 64-73      |
| 2/ 2  | at North Carolina* (ACCN)    | L      | 60-72 (OT) |
| 2/ 7  | MARYLAND* (ACCN)             | L      | 55-60      |
| 2/ 9  | GEORGIA TECH* (RSN)          | L      | 54-64      |
| 2/12  | at Virginia* (ESPN3)         | L      | 55-73      |
| 2/16  | at NC State*                 | 2 p.m. | ESPN2      |
| 2/21  | DUKE*                        | 9 p.m. | ESPN       |
| 2/24  | FLORIDA STATE*               | 6 p.m. | ESPN       |
| 2/27  | at Miami*                    | 7 p.m. | RSN        |
| 3/ 2  | CLEMSON*                     | 8 p.m. | RSN        |
| 3/ 5  | at Duke*                     | 7 p.m. | ESPN       |
| 3/10  | at Wake Forest*              | 2 p.m. | ACCN       |
| <b>ACC Tournament - Greensboro, N.C.</b>                    |                              |        |            |
| 3/14-   |                              | TBA    | ACCN/ESPN  |
| 3/18  |                              |        |            |

\* - Atlantic Coast Conference Games  
% - Big Ten/ACC Challenge, Blacksburg, Va.  
# - Continental Tire Las Vegas Classic  
All times are EST and are subject to change

#### Television/Internet

ESPN2/WatchESPN

Carter Blackburn & Fran Fraschilla



#### Radio

Virginia Tech IMG Sports Network  
Bill Roth & Mike Burnop

#### Follow us on twitter

@VT\_MBBall



#### Virginia Tech Athletics Communications

##### Primary Contact

Bill Dyer - Associate Director  
wdyer@vt.edu  
(o) - 540-231-8853  
(c) - 540-998-5906

##### Secondary Contact

Rachel Perreault - Assistant Director  
rachelp5@vt.edu  
(o) - 540-231-2228

### Last Time Out: Virginia 73, VT 55

The Hokies lost at Virginia, 73-55, on Tuesday night in JPJA ... **Erick Green** was the only Hokie in double figures, scoring 22 points, 21 of which came in the second half ... Tech turned the ball over just nine times and rebounds were even at 33 each, but Tech shot just 34.6 percent from the field and 57.9 percent from the line in the loss.

### 35 for Green

**Erick Green** scored 35 points in the loss to Virginia in Cassell Coliseum, setting a new career-high for the senior ... His previous high was 31 points in the overtime win over Bradley earlier this season in Las Vegas ... The 35 points marks the most points scored by an ACC player this season ... With his 30 points in the loss to Miami, Green now has three of the eight 30-plus point games in the ACC this season, the only player with more than two such games ... The 35 points is the most points by a Virginia Tech player since Dorenzo Hudson scored 41 points in a 103-94 overtime win over Seton Hall in Cancun, Mexico on Jan. 2, 2010 ... It is the most points by a Hokie in an ACC game since Malcolm Delaney scored 37 points in an 86-82 home loss to No. 12 Clemson on Jan. 29, 2009 ... In the loss to Virginia, Green also set a new career-high with nine rebounds.



Erick Green

### Leading the Way

**Erick Green** enters today's game leading the nation in scoring, averaging 25.2 points per game ... Only one other ACC player has led the nation in scoring, South Carolina's Grady Wallace led the nation in scoring (31.2 ppg) in the 1956-57 season ... Green is also leading the ACC in scoring ... Only one Hokie, Malcolm Delaney, has ever led the ACC in scoring ... Delaney averaged 20.2 ppg in the 2010 season ... The last ACC player to average more than 25 points per game in a season was J.J. Redick of Duke, who averaged 26.8 ppg as a senior in 2006 ... Green is the leading active career scorer in the ACC at this point.

### Special Kind of Season

**Erick Green** is averaging 25.2 points per game this season ... That average is just one-tenth of a point behind Bimbo Coles for the best scoring average by a Virginia Tech senior ... It also is the fourth-best scoring average in any season by Hokie ... Coles averaged 26.6 ppg as a junior and Bob Ayersman averaged 26.5 ppg in the 1958-59 season, his sophomore year.

### As Well as in Conference Games

**Erick Green** is averaging 26.1 points per game in ACC games this season ... That is the highest conference average since 2006, when Duke's J.J. Redick averaged 29.3 ppg in ACC games and the fifth-best since 1988.

### There's a First Time for Everything

When the Hokies visited Charlottesville on Tuesday, Feb. 12, sophomore walk-on **Will Johnston** made his first collegiate start ... It marked the first time a walk-on had started for the Hokies since **Joey Racer** started in the home finale against NC State last season ... This was the first time that the Hokies have started a walk-on since at least the 1999-2000 season.



Will Johnston

### Tobacco Road

The Hokies are making their second trip to "Tobacco Road" for a game in the last two weeks ... This season, Tech will play road games at North Carolina, NC State, Duke and Wake Forest for the first time since the 2010-11 season and just the second time since joining the ACC in the 2004-05 season.

### This Year vs. Last Year

**Erick Green** has scored 604 points so far in 24 games this season ... Last season, when he led the team in scoring as a junior, Green totaled 483 points ... He has also made and attempted more free throws than last year.

### 600 So Far

**Erick Green** scored his 600th point of the season in the loss at Virginia ... That is the most points he has scored in a season ... The last Hokie to score 600 points in a season was Malcolm Delaney in the 2010-11 season, when he scored 637 points ... Green currently has 604 points this season ... He is closing in on the top 10 in Virginia Tech history in points scored in a season.

### Hitting 1,500

**Erick Green** scored 23 points in the win over VMI and in doing so, he became the 43rd player in Virginia Tech history to reach the 1,000 career point plateau ... In the loss to Georgia Tech, Green scored his 1,500th career point ... Green now has 1,545 career points ... In the loss to No. 14/15 Miami, Green passed Shawn Smith and Howard Pardue into 17th place on the Tech all-time scoring list ... He is one of 17 players to score at least 1,500 points for the Hokies.

### SWAT

In the home loss to Maryland, **Cadarian Raines** tied his career high with five blocked shots, which also established a new ACC high for Raines ... It is the most blocked shots in a game for the Hokies since Raines blocked five shots in the Hokies' win over UMBC on Dec. 12, 2009 ... The last time a Hokie blocked more than five shots in a game was six by Cheick Diakite in a loss at Georgia on Dec. 9, 2008.



Cadarian Raines

### You Can't Have That

**Erick Green** has made a name at Virginia Tech for protecting the basketball, as well as putting it through the hoop ... Green has committed just two turnovers in the last five games and has 34 assists and just 15 turnovers in ACC play this season ... With two turnovers in the loss to Georgia Tech, Green snapped a three-game streak of no turnovers, but he came right back and did not commit a turnover in the loss at Virginia.

### Better After the Break

**Erick Green** leads the nation and the ACC in scoring ... In ACC games this season, Green has scored 287 points, for an average of 26.1 points per game ... In those 11 ACC games, he has scored 111 first-half points and 176 second-half points ... 61.3 percent of his total ACC points have come in the second half (and the overtime sessions at Georgia Tech and at North Carolina).

### The Series vs. NC State

The Wolfpack lead the all-time series, 35-14 ... NC State won the last meeting, 70-58, in Cassell Coliseum last season ... Tech is 4-19 in road games in the series and 2-3 in the PNC Arena ... The Hokies are 5-7 against NC State since joining the ACC and 5-6 in ACC regular season games ... Tech is 6-28 against NCSU in all conference games, including Southern Conference games.

### Low Board Totals

In the Hokies' loss to Virginia, Tech out-rebounded the Cavaliers, 32-24 ... The 56 total rebounds is a season low ... The 24 total rebounds by UVA are the fewest rebounds allowed by the Hokies since Tech allowed the Cavaliers 24 rebounds in the Hokies' home loss to UVA last season ... The last time Tech allowed less than 24 rebounds in a game was on Feb. 12, 2012, when the Hokies allowed Boston College 19 rebounds in a home win over the Eagles.

## A Big Percentage

In the loss to Georgia Tech, **Erick Green** scored 28 of the Hokies' 54 points in the game ... That is 51.9 percent of the team's scoring in that game ... That marked the fourth time this season that Green had accounted for 50 percent or more of the team's scoring in a game ... He had 26 of Tech's 52 points in the loss to Colorado State, 35 of the team's 54 points in the loss to Virginia and 29 of the team's 55 points in the home loss to Maryland ... For the season, Green has scored 35.4 percent of the team's points in all games and 41.2 percent of the team's points in ACC games.

## 10 or Less from This Line

In the overtime loss at UNC, the Hokies made eight of their 10 free throw attempts ... The 10 attempts tied for a season low for the Hokies, who also made eight of 10 free throws in the loss at West Virginia ... The last time the Hokies attempted fewer than 10 free throws in a game was when they made six of nine attempts in a loss at Miami on Feb. 9, 2012.

## Scoring Combos

The Virginia Tech combo of **Erick Green** and **Jarell Eddie** are averaging 38.0 points per game ... They are the highest-scoring set of teammates in the ACC this season ... The duo of Mason Plumlee and Seth Curry of Duke are averaging 34.7 ppg ... Green leads the ACC and Eddie is 17th in scoring ... The duo also has combined for 26, 20-or-more point games ... That leads the ACC, nine ahead of the 17 by Curry and Plumlee.



Jarell Eddie

## Hokies in Overtime

With the loss at North Carolina, the Hokies are now 59-44 all-time in overtime games ... Tech is 26-22 in road overtime games, 26-9 in home overtime games and 7-13 on neutral courts ... Tech is 12-4 in ACC overtime games ... Prior to the loss at No. 5 Duke last season, the last time the Hokies had lost a true road overtime game was Feb. 11, 2006, when Tech fell to Virginia, 81-77, in University Hall ... Tech is 3-6 all-time in overtime games against ranked teams ... Tech is 5-8 in double-overtime games and 1-2 in triple overtime games.

## Interesting Free Throw Note

In the Hokies' win over Wake Forest, Tech made eight of 16 free throw attempts, for 50 percent from the line ... The last time Tech shot 50 percent or worse from the line and won that basketball game came on Feb. 26, 2011 in Cassell Coliseum, when the Hokies made just eight of 19 attempts from the line and defeated No. 1 Duke, 64-60.

## Improving on Good

Entering today's game, **Erick Green** is, statistically by scoring, the most improved player in the ACC ... Green averaged 15.6 points per game last season and has improved that to 25.2 ppg this season ... That is an increase of 9.6 ppg ... James Michael McAdoo of North Carolina has increased his scoring average this season, going from 6.1 ppg to 14.6 ppg, an increase of 8.5 ppg.

## Getting There is Half the Battle

**Erick Green** is averaging 8.6 free throw attempts per game this season, best in the ACC ... Mason Plumlee of Duke gets to the charity stripe the second-most in the league, at 7.7 ftpg ... Green is shooting 81.6 percent from the line this season, while Plumlee is shooting 65.8 percent from the line.

## 2x5 is Rare

In the loss at Clemson on Jan. 27, both **Cadarian Raines** and **Joey van Zegeren** fouled out of the game ... It marked the first time that two Hokies had fouled out of the same game since Terrell Bell and Jeff Allen fouled out of a 73-57 loss at No. 3 Kansas State on Nov. 16, 2010 ... The last time two Hokies had fouled out of an ACC game was on Feb. 8, 2009, when Jeff Allen and Cheick Diakite fouled out of a 91-87 home win over NC State ... **Raines** and **C.J. Barksdale** both fouled out of the overtime loss at UNC on Feb. 2, but **Raines** fouled out in the extra period.



Joey van Zegeren

## No Freebies

In the overtime loss at North Carolina, **Erick Green** did not attempt a free throw ... It marked the first time this season and the first time since the loss at Clemson on March 1, 2012 ... It is just the seventh time in the last two seasons he did not attempt a free throw in a game ... Green leads the ACC with 8.6 free throw attempts per game.

## Wood Returns

Freshman **Marshall Wood** returned to action in the Hokies' loss to Virginia on Jan. 24, playing seven minutes ... He increased that to 13 minutes at Clemson ... He had fractured the third metatarsal in his left foot on Dec. 15 ... The injury, which did not require surgery, was suffered in the loss to Georgia Southern on Dec. 15 ... He dressed in the game against Wake Forest, but was not cleared to play against the Demon Deacons.



Marshall Wood

## Tying a Long-Held Mark

To open the 2012-13 season, **Erick Green** scored 20-or-more points in the first 12 games ... That tied the school record for games with consecutive 20-or-more points, set by Bob Ayersman in the 1958-59 season ... That was also the school record for most consecutive 20-plus point games at any time in a season at Virginia Tech ... In the win over Bradley in the semifinals of the Continental Tire Las Vegas Classic, Green scored a career-high 31 points, the first time in his career that he had scored 30-or-more-points in a game ... He set a new career high with 35 points in the loss to Virginia ... After snapping the streak in the loss at BYU, Green has scored 20-or-more points in 10 of the last 11 games, all ACC league games ... The Miami game, in which Green scored 30 points, was the third career game with 30-or-more points ... The second Virginia game was the 29th career game of 20-or-more points and in the overtime loss at UNC, the 80th time in his collegiate career that he has scored in double figures.

## Johnson's Debut

The season-opening victory against ETSU was the debut of **James Johnson** as the head coach of the Hokies ... Johnson, a former assistant and associate head coach with the Hokies, was named to the position on May 2, 2012 ... Johnson is 1-1 against nationally-ranked teams ... He earned his first ACC victory in the overtime win at Georgia Tech and his first ACC home win over Wake Forest ... He brings with him 19 years of experience as an assistant coach ... He is the only new coach in the ACC this season ... For a full bio on Johnson, please see page 11 of this release.



James Johnson

## Four Doubles is Rare

When **C.J. Barksdale** recorded his first career double-double in the overtime win at Georgia Tech, he became the fourth Hokie to record a double-double this season (and the third to record his first career double-double this season) ... This is the first season since the 2007-08 season that four different Hokies have recorded a double-double (J.T. Thompson, Jeff Allen, A.D. Vassallo and Deron Washington) ... That season was the third-consecutive year that the Hokies had four players record double-doubles.



C.J. Barksdale

### The Hokies

Under James Johnson

|  |       |
|--|-------|
| VT outrebounds opponent.....             | 8-2   |
| Opponent outrebounds VT.....             | 3-10  |
| Rebounds are equal.....                  | 0-1   |
| VT leads at the half.....                | 7-3   |
| VT trails at the half.....               | 4-9   |
| Game is tied at the half.....            | 0-1   |
| VT shoots 50% or better.....             | 3-1   |
| VT outshoots opponent.....               | 11-3  |
| Opponent outshoots VT.....               | 0-10  |
| VT holds opp. under 40%.....             | 6-3   |
| VT scores 100+ points.....               | 0-0   |
| VT scores 90-99 points.....              | 3-0   |
| VT scores 80-89 points.....              | 3-0   |
| VT scores 70-79 points.....              | 2-5   |
| VT scores 60-69 points.....              | 3-3   |
| VT scores less than 60 points.....       | 0-5   |
| Opponent scores 100+ points.....         | 0-0   |
| Opponent scores 90-99 points.....        | 0-2   |
| Opponent scores 80-89 points.....        | 2-2   |
| Opponent scores 70-79 points.....        | 3-6   |
| Opponent scores 60-69 points.....        | 4-3   |
| Opp. scores less than 60 points.....     | 2-0   |
| VT in games 5-or-fewer points or OT..... | 3-4   |
| VT at home.....                          | 8-6   |
| VT on the road.....                      | 2-5   |
| VT at a neutral site.....                | 1-2   |
| Overtime games.....                      | 2-0   |
| VT against conference foes.....          | 2-9   |
| VT on television/internet.....           | 10-13 |
| VT vs. ranked teams (AP only).....       | 1-1   |
| VT as a ranked team (AP only).....       | 0-0   |

### Attendance Figures

Virginia Tech, like other ACC schools, announces total tickets distributed at home games ... That includes season tickets, individual game tickets and student tickets.

### What's Up Next?

The Hokies return to Cassell Coliseum to face nationally-ranked Duke on Thursday night ... Tip time is 9 p.m. and the game will be televised by ESPN and WatchESPN.

### VT vs. The Conferences

|  |              |
|--|--------------|
| <b>ACC REGULAR SEASON.....</b>                 | <b>2-9</b>   |
| Atlantic Sun (ETSU).....                       | 1-0          |
| Atlantic 10 (URI).....                         | 1-0          |
| Big 12 (Oklahoma State, West Virginia).....    | 1-1          |
| Big South (VMI).....                           | 1-0          |
| Big Ten (Iowa).....                            | 1-0          |
| MVC (Bradley).....                             | 1-0          |
| Mountain West Conference (Colorado State)..... | 0-1          |
| Southern (UNCG, App. St., Ga. Southern).....   | 2-1          |
| SWAC (Miss. Valley State).....                 | 1-0          |
| West Coast (BYU).....                          | 0-1          |
| <b>Total.....</b>                              | <b>11-13</b> |

### Beyer Stepped In Well

**Christian Beyer** had the best game of his short Virginia Tech (to date) career, as he scored three points and grabbed nine rebounds in 27 minutes of action in the overtime win over Bradley ... Beyer was forced into increased playing time when Marshall Wood suffered a fractured foot on Dec. 15 ... He also led the Hokies with two steals ... Beyer had played a combined 15 minutes in the first 10 games of the season ... Add in the 25 minutes he played in the loss to Colorado State and Beyer averaged 26.0 minutes and 6.5 rebounds per game in Las Vegas ... In the loss at BYU, Beyer scored a career-high nine points and grabbed a career-high 11 rebounds ... He had six points and seven rebounds in the loss at Maryland and six points and eight rebounds in the loss to Boston College ... He has grabbed 55 of his 57 rebounds in his last 12 appearances.



Christian Beyer

### Comfortable at the Line

**Erick Green** enters today's game shooting 80.2 percent from the free throw line for his career ... He has passed Brian Chase into eight place in career free throw shooting percentage at Virginia Tech ... Green, along with junior wing **Jarell Eddie**, combined for 84.2 percent from the free throw line last season ... Eddie is 82.7 percent from the line in his career, but does not have enough free throw attempts to qualify for the list ... Eddie's 86.8 percent from the line last season was the fifth-best season in Tech history ... This season, the duo is a combined 230-279 from the line, good for 82.4 percent.

### Finally a Two

Sophomore walk-on **Will Johnston** has earned significant playing time this season and a lot has been his three-point shooting ... In Johnston's career, he has made 16 field goals and all but one of them have been three-pointers ... He hit a career-high three, three-pointers in the win over VMI, for a career-high nine points in a then-career-high 19 minutes of action ... He equalled the number of threes in the next game, as he hit three, three-pointers in the first half of the win at UNCG ... In the loss to Boston College, Johnston attempted his first two-pointer of the season and later in the game, made his first two-point field goal of the season ... Johnston played a career-high 22 minutes in the home loss to Maryland ... Johnston hit a pair of three-pointers in the loss to Georgia Tech ... Johnston earned his first career start at Virginia.

### Sharp Dressed Man

Sophomore **Adam Smith** has joined the Hokie program, but he must sit out this season after transferring from UNC Wilmington ... He will have three seasons of eligibility beginning next fall ... He is able to practice with the Hokies this season ... Smith has already made a name for himself for his natty attire on the bench at Virginia Tech home games.



Adam Smith

### It's Been A While

With his career-high 10 assists in the loss at West Virginia, **Erick Green** posted the first double-digit assist total by a Hokie since Malcolm Delaney had 10 assists in the NIT loss to Baylor on March 21, 2009 ... That was the second of Delaney's two 10-assist games.

### Hot Shooting, Wrong Outcome

Virginia Tech shot 51.8 percent from the field in the loss to Boston College, including 64.3 percent in the second half ... That is the first time the Hokies shot at least 50 percent from the field in a game and lost since Jan. 29, 2009, when the Hokies shot 50.8 percent from the field in an 86-82 loss in Cassell Coliseum to No. 12 Clemson ... The last time the Hokies shot better than 51.8 percent from the field in a game in which they lost was on Feb. 9, 2008, a 74-71 loss to Miami.

### Not Many at All

When the Hokies defeated Bradley, 66-65, in overtime in the Las Vegas Classic, it marked the fewest points Tech had scored in an overtime victory since defeating Marquette, 65-64, in overtime in the finals of the 1995 NIT in Madison Square Garden ... Both of Virginia Tech's NIT championships were won in overtime ... The last time Tech won any game scoring 66-or-fewer points was a 66-65 win over Boston College in Blacksburg last season.

### All Together Now

When **Marquis Rankin** scored a career-high 10 points in the win over Mississippi Valley State, it marked the eighth different player to record a double-figure scoring game this season ... All eight scholarship players have now scored at least 10 points in a game this season.



Marquis Rankin

### Hokies' All-Time Record

Virginia Tech is now 1355-1121 all-time in collegiate basketball, good for a .547 winning percentage ... This is the Hokies' 104th season of men's basketball.

### Hokies vs. Ranked Teams

With the loss to No. 14/15 Miami, the Hokies are 13-40 against nationally ranked teams since joining the ACC for the 2004-05 season ... Tech is 30-148 all-time against teams ranked in the AP poll ... Tech is 1-1 against ranked teams this season ... These numbers are only for teams ranked in the AP poll.

### Grabbing Boards

When **Cadarian Raines** grabbed a career-high and team season-high 13 rebounds in the loss at Maryland, it marked the first time a Hokie had grabbed at least 13 rebounds in a game since **Jarell Eddie** grabbed 14 rebounds in a home loss to BYU on Jan. 25, 2012 ... Raines repeated the feat when he grabbed 13 rebounds in the win over Wake Forest.

### That's a Low Percentage

When the Hokies held Mississippi Valley State to just 13.8 percent from three-point range, it marked the fifth time this season that Tech had held its opponent to under 20.0 percent from behind the three-point arc ... The last time the Hokies held an opponent to less than 15.0 percent from three-point range was on March 1, 2012, when Clemson went 0-10 from behind the arc ... Tech also held the Delta Devils to 25.7 percent from the field, the first time Tech has held an opponent to under 30.0 percent from the field since holding Eastern Michigan to 28.1 percent from the field on Dec. 22, 2011.

### Doubles from the Wing

**Jarell Eddie** recorded his second double-double of the season with 15 points and 12 rebounds in the win over No. 15/17 Oklahoma State ... In doing so, that marks the most double-doubles in a season by a Virginia Tech wing or back court player since A.D. Vassallo recorded three double-doubles in the 2008-09 season (Malcolm Delaney recorded two double-doubles that same season) ... The most double-doubles recorded by a Tech wing player in a single season since the Hokies joined the ACC in the 2004-05 season is six, by Deron Washington in the 2007-08 season ... **Erick Green** recorded his first career double-double in the loss at West Virginia, with 23 points and a career-high 10 assists.

### Less Than 50

Virginia Tech defeated Mississippi Valley State, 70-49 ... The 49 points scored is the fewest the Hokies have allowed an opponent this season and the fewest since a 48-47 loss at No. 20 Florida State on Feb. 16, 2012 ... The last time the Hokies limited an opponent to fewer than 50 points and won was a 47-45 win over No. 15 Virginia on Jan. 22, 2012 in John Paul Jones Arena.

### They Are Free, After All

In the win at UNCG, **Erick Green** made all 16 of his free throw attempts ... That is the second-best performance at the line in Tech history ... Rod Wheeler made all 18 of his attempts against Richmond on Dec. 28, 1990 ... Green made 37 free throw attempts earlier this season ... In the win at UNCG, **Jarell Eddie** made nine of his 10 attempts ... Tech was 34-of-42 from the line in that game, shooting 81.1 percent ... In the win over Iowa, the Hokies were 27-30 from the line, for 90.0 percent and in the win over No. 15/17 Oklahoma State, Tech was 27-33 from the line, for 81.1 percent and in the loss at West Virginia, Tech made eight of 10 attempts (80.0 percent).

### Doubles in Threes

Tech made 14 three-point field goals in the win at UNC Greensboro which is the most threes for the Hokies in a game since the team joined the BIG EAST in 2000 and subsequently, the ACC in 2004 ... The Hokies set the school record with 16 threes against Marquette on Jan. 7, 1989 ... In the loss to No. 14/15 Miami, the Hokies made 10 three-pointers, the most in an ACC game this season and the most in an ACC game for the Hokies since Tech made 11 three-pointers in a 74-73 overtime win over Georgia Tech on Feb. 18, 2012 and the most in a regulation ACC game since making 13 threes in an 82-68 loss to No. 8 North Carolina in Blacksburg on Jan. 19, 2012.

### 500-Plus in the Cassell

The Hokies have a 526-163 overall record in Cassell, good for a .763 winning percentage ... Tech is 8-6 in Cassell Coliseum this season ... Tech was 11-7 last season and was 12-4 in Cassell the season before, the 50th year for the arena ... The win over Florida State on Jan. 8, 2011, was the 500th victory in the building ... The win over FSU in 2008 marked the Hokies' 600th game played in Cassell Coliseum ... Tech defeated Rhode Island, 86-63, on Nov. 20, 2002, in its 500th game in the arena ... Tech has had just one break-even home season and one losing season in Cassell Coliseum ... The 17 victories for the Hokies at home in the 2009-10 season set a new Cassell Coliseum and school record.

### Stingy with the Ball

**Erick Green** enters today's game with 295 assists and just 156 turnovers in his career ... Each of the last two seasons, Green has had at least 40 more assists than turnovers and has more assists than turnovers in each of his first three seasons ... He has exactly twice the number of assists as turnovers this season ... This season, Green has 94 assists to just 47 turnovers.

### Green was Honored

**Erick Green** was named the ACC Co-Player of the Week, for the week ending Nov. 25 ... This was the second-consecutive week he earned the award ... He led the Hokies to a pair of home wins, over Iowa and No. 15/17 Oklahoma State ... He was named the National Player of the Week, for the week ending Dec. 2, in SI.com's Seth Davis' Fast Break ... He was also named the College Hoops Player of the Week by NBCSports.com's CollegeBasketballTalk column.

### 90 and 80

Virginia Tech won consecutive games, 95-80 over VMI and 96-87 at UNC Greensboro ... This was the first time since Feb. 13 and 15, 2011 that Tech has scored 90-or-more points in back-to-back games ... This was also the first time since Dec. 10 and 17, 1989 that the Hokies allowed opponents 80-or-more points in back-to-back victories ... Tech scored 96 points in the win, the first time that the Hokies had scored that many points in a true road game since defeating Liberty, 101-70, in Lynchburg on Jan. 28, 1995 ... The 87 points for UNCG are the most points scored by an opponent in a true road game Tech victory since Dec. 28, 1993, when Tech defeated Florida Atlantic, 115-87, in Boca Raton, Fla. ... This is the first time since the 1988-89 season that Tech has scored 90-or-more points in three of the first six games of the season ... Tech scored at least 80 points in five consecutive games from Nov. 15 through Dec. 1 ... That was the first time Tech had scored at least 80 points in five consecutive games since Dec. 5 through 19, 1987, when Tech won five straight games by those numbers.

### Building Makes it Better?

A case can be made that the Hokies have shown marked improvement in many areas of their game since moving into the Hahn Hurst Basketball Practice Facility in August 2009 ... One such improvement comes to the forefront ... In the six years before the opening of the practice facility, the Hokies shot a combined 66.2 percent from the free throw line ... Since the opening of the facility, the Hokies are shooting 72.8 percent from the free throw line.

## TOP INDIVIDUAL PERFORMANCES

### VIRGINIA TECH

#### Points

|    |                                  |
|----|----------------------------------|
| 35 | Erick Green vs. Virginia         |
| 31 | Erick Green vs. Bradley          |
| 30 | Erick Green vs. Miami            |
| 29 | Erick Green vs. Maryland         |
| 28 | Jarell Eddie at UNCG             |
| 28 | Erick Green vs. Oklahoma State   |
| 28 | Erick Green vs. Georgia Southern |
| 28 | Erick Green at Maryland          |
| 28 | Erick Green at Georgia Tech      |
| 28 | Erick Green vs. Georgia Tech     |
| 27 | Erick Green vs. App. State       |
| 26 | Erick Green at UNCG              |
| 26 | Erick Green vs. Colorado State   |
| 25 | Erick Green vs. URI              |
| 25 | Erick Green at Clemson           |

#### Rebounds

|    |                                 |
|----|---------------------------------|
| 13 | Cadarian Raines at Maryland     |
| 13 | Cadarian Raines vs. Wake Forest |
| 12 | Cadarian Raines vs. URI         |
| 12 | Jarell Eddie vs. Oklahoma State |
| 11 | Marshall Wood at UNCG           |
| 11 | Christian Beyer vs. BYU         |
| 10 | Jarell Eddie vs. ETSU           |
| 10 | Cadarian Raines vs. VMI         |
| 10 | Jarell Eddie vs. MVSU           |
| 10 | C.J. Barksdale at Georgia Tech  |

#### Assists

|    |                                |
|----|--------------------------------|
| 10 | Erick Green at West Virginia   |
| 9  | Erick Green vs. Boston College |
| 6  | Erick Green vs. ETSU           |
| 6  | Erick Green vs. VMI            |
| 6  | Erick Green at UNCG            |
| 6  | Robert Brown vs. App. State    |
| 6  | Erick Green vs. BYU            |
| 5  | thrice                         |

#### Steals

|   |                                  |
|---|----------------------------------|
| 3 | Erick Green vs. VMI              |
| 3 | Jarell Eddie vs. Iowa            |
| 3 | Marquis Rankin at Maryland       |
| 3 | Marquis Rankin vs. Virginia      |
| 3 | Marquis Rankin at North Carolina |
| 3 | Erick Green vs. Maryland         |
| 2 | 16 times                         |

#### Blocks

|   |                                 |
|---|---------------------------------|
| 5 | Cadarian Raines vs. Maryland    |
| 4 | Marshall Wood vs. URI           |
| 4 | Cadarian Raines vs. Wake Forest |
| 3 | Jarell Eddie at UNCG            |
| 3 | C.J. Barksdale at West Virginia |
| 3 | Joey van Zegeren vs. MVSU       |
| 3 | Cadarian Raines vs. Bradley     |
| 3 | Jarell Eddie vs. Georgia Tech   |
| 2 | 10 times                        |

### OPPONENTS

#### Points

|    |                               |
|----|-------------------------------|
| 42 | Tyler Haws, BYU               |
| 28 | Milton Jennings, Clemson (A)  |
| 26 | Ryan Anderson, Boston College |
| 26 | Joe Harris, Virginia (A)      |
| 25 | Travis Simpson, UNCG          |
| 25 | Shane Larkin, Miami (H)       |

#### Rebounds

|    |                                      |
|----|--------------------------------------|
| 15 | Travis McKie, Wake Forest (H)        |
| 14 | Milton Jennings, Clemson (A)         |
| 12 | Kelvin McNeil, UNCG                  |
| 12 | Kevin Noreen, West Virginia          |
| 11 | Marcus Smart, Oklahoma State         |
| 11 | Daniel Miller, Georgia Tech (A)      |
| 11 | James Padgett, Maryland (H)          |
| 10 | Aaron White, Iowa                    |
| 10 | Matt Smith, MVSU                     |
| 10 | Erick Ferguson, Georgia Southern     |
| 10 | Pierce Hornung, Colorado State       |
| 10 | Devin Booker, Clemson (A)            |
| 10 | Reggie Johnson, Miami (H)            |
| 10 | James Michael McAdoo, North Carolina |

#### Assists

|   |                               |
|---|-------------------------------|
| 7 | Roy Devyn Marble, Iowa        |
| 6 | Marcus Smart, Oklahoma State  |
| 6 | Wes Eikmeier, Colorado State  |
| 6 | Dorian Green, Colorado State  |
| 6 | Pe'Shon Howard, Maryland (A)  |
| 6 | Joe Rahon, Boston College     |
| 6 | Jontel Evans, Virginia (H)    |
| 6 | Justin Anderson, Virginia (H) |
| 6 | Jontel Evans, Virginia (A)    |
| 5 | five times                    |

#### Steals

|   |                                |
|---|--------------------------------|
| 5 | Olivier Hanlan, Boston College |
| 4 | Evan Nolte, Virginia (H)       |
| 3 | Nathan Healy, App. State       |
| 3 | Tyshon Pickett, Bradley        |
| 3 | Shane Larkin, Miami (H)        |
| 2 | 18 times                       |

#### Blocks

|   |                                 |
|---|---------------------------------|
| 4 | Matt Smith, MVSU                |
| 4 | Daniel Miller, Georgia Tech (A) |
| 4 | Milton Jennings, Clemson (A)    |
| 3 | D.J. Covington, VMI             |
| 3 | Adam Woodbury, Iowa             |
| 3 | Devin Booker, Clemson (A)       |
| 3 | Julian Gamble, Miami (H)        |
| 2 | 16 times                        |

## Coaching Starts at Tech

**James Johnson** began his head coaching career at Virginia Tech by winning his first seven games ... He was the fourth head coach in Virginia Tech history to jump out to at least a 7-0 start and the first since Monk Younger in the 1920-21 season to do so ... Here is a list of all of the Tech coaches that have achieved that mark:

|   |      |
|---|------|
| Branch Bocock (1909-11).....                        | 19-0 |
| <i>(11-0 in his first season, 19 straight wins)</i> |      |
| H.P. Sanborn (1916-17).....                         | 11-0 |
| Monk Younger (1920-21).....                         | 8-0  |
| James Johnson (2012-13).....                        | 7-0  |

## Green Gaining Notice

**Erick Green** is gaining notice for his strong play this season ... He was named a finalist for the Bob Cousy Award, given to the nation's best point guard ... He also is on the John R. Wooden Award's Midseason Top 25 list ... The Wooden Award is given annually to the nation's best player.

## Points for Pondering

**Led VT in Scoring:** Green (22), Eddie (2)  
**Double Figure Scoring Games:** Green (24), Eddie (15), Brown (12), Raines (7), Barksdale (4), van Zegeren (2), Wood (1), Rankin (1)  
**40-point Games:** none  
**30-39-point Games:** Green (3)  
**20-29-point Games:** Green (21), Eddie (3), Brown (1)  
**Led VT in Rebounding:** Raines (10), Barksdale (7), Eddie (6), Beyer (3), Green (3), Wood (2)  
**Double Figure Rebounding Games:** Raines (4), Eddie (3), Wood (1), Beyer (1), Barksdale (1)  
**Led VT in Assists:** Green (16), Brown (7), Eddie (2), Rankin (1), Raines (1), Barksdale (1)  
**Double Figure Assist Games:** Green (1)  
**Double-Doubles:** Raines (2), Eddie (2), Green (1), Barksdale (1)  
**Most Points in a Half:** 51 (2nd vs. UNCG)  
**Fewest Points in a Half:** 18 (1st vs. GT)  
**Most Points Allowed in a Half:** 56 (1st vs. BYU)  
**Fewest Points Allowed in a Half:** 20 (2nd vs. Bradley)  
**Largest Lead:** 31 pts. (86-51 vs. VMI)  
**Largest Deficit:** 38 pts. (47-85, vs. Colorado St.)  
**Largest Margin of Victory:** 19 pts. (69-50 vs. URI)  
**Largest Margin of Defeat:** 36 pts. (52-88 vs. Colorado State)  
**Largest Deficit Overcome in a Victory:** 13 pts. (10-23, vs. Bradley)  
**Largest Lead Lost in a Loss:** 12 pts. (28-16 vs. Miami & 12-0 at UNC)  
**Largest Halftime Lead:** 16 pts. (46-30 vs. VMI)  
**Largest Halftime Deficit:** 19 pts. (18-37 vs. GT)  
**Average Margin of Victory:** 11.5 ppv  
**Average Margin of Defeat:** 13.8 ppd  
**Average Margin:** -2.2 ppg  
*\* - Includes ties*

## 2012-13 Starters

|   |      |
|---|------|
| Green, Brown, Eddie, Barksdale, Raines.....       | 10-7 |
| Green, Rankin, Eddie, Barksdale, van Zegeren..... | 1-1  |
| Green, Brown, Johnston, Barksdale, Raines.....    | 0-1  |
| Green, Brown, Eddie, Raines, van Zegeren.....     | 0-2  |
| Green, Rankin, Eddie, Barksdale, Raines.....      | 0-2  |

## Where to Find It

Many Virginia Tech men's basketball facts are available on hokiesports.com ... Below is a listing of URLs that may be helpful to the media.

### The Last Time:

<http://www.hokiesports.com/lasttime.html>

### Tech's all-time games against ranked opponents:

<http://www.hokiesports.com/mbasketball/rankedopp.html>

### Opponent History:

<http://www.hokiesports.com/mbasketball/opponents.html>

### Past Schedules:

<http://www.hokiesports.com/mbasketball/pastschedules.html>

### All-time overtime games:

<http://www.hokiesports.com/lasttime.html> go to men's basketball and toggle the "Show Only OT Games" button

The Last Time page is customizable to search a wide range of topics.

*Player bio pages have career highs, multiple splits and career game-by-game stats.*

## What is a Hokie?

That's the most frequently asked question regarding Virginia Tech athletics ... The answer leads all the way back to 1896 when Virginia Agricultural and Mechanical College changed its name to Virginia Polytechnic Institute ... With the change came the necessity for writing a new cheer and a contest for such a purpose was held by the student body ... Senior O.M. Stull won first prize for his "Old Hokie" yell which still is used today ... Later, when asked if "Hokie" had any special meaning, Stull explained the words he used had no hidden or symbolic meaning, but had been thought up in an effort to get attention ... Hokie soon became a nickname for all Tech teams and for those people loyal to Tech athletics.

## Our Name, Please

When referring to Virginia Tech, we ask that you please leave it at that - Virginia Tech ... Virginia Tech University is not now and never has been a name for the school ... The official name of the university is Virginia Polytechnic Institute and State University ... "Vah Tech", VPI, VPI&SU, VPI and SU and Va. Tech are also not recognized names and should not be used ... VT is acceptable as a shortened, agate form ... When referring to the school by its nickname, please use "Hokies" ... Your help in these matters is appreciated.

# Virginia Tech Athletics Communications

## ON THE INTERNET

### [www.hokiesports.com](http://www.hokiesports.com)

The official Web site of Virginia Tech athletics provides media and fans with schedules, results, rosters, bios, statistics, general releases and game notes on the Hokies.



The Gameday section has live stats, radio and television coverage information and other pertinent information. This section is for home games only.

### [hokiesports.com/media](http://hokiesports.com/media)

A media-only Web site is designed to make the media's job easier. Here you will find high-resolution, color mug shots of every Hokie basketball player and coach available to download. Please contact the Athletics Communications Office for access to this media-only site.

### Twitter

Follow the Hokies on Twitter @VT\_MBBall.

### [www.theacc.com](http://www.theacc.com)

Updated standings, results, schedules, statistics and notes are posted each week during the season.

## Virginia Tech Media Policies

Following each Virginia Tech men's basketball game, head coach **James Johnson** will address the team in the locker room ... Following a 5-10 minute period, he will leave the locker room to do his radio interviews ... At this time, 3-4 Virginia Tech players will be available in the hall outside the team locker room, or in an area designated by the host SID ... This area will NOT be the post-game interview room ... This will be the only availability for Virginia Tech players post-game ... Following Coach Johnson's radio interview, he will proceed directly to the post-game interview room and make his post-game remarks to the media there ... Players will not be available in the locker room area following Coach Johnson's post-game interviews.

## How To Say It

Cassell Coliseum ..... Castle  
 Cadarian Raines.....suh-DARE-ee-un  
 Christian Beyer .....BYE-ur  
 Jarell Eddie.....ju-RELL  
 Joey van Zegeren .....van ZEG-grin  
 Kurt Kanaskie .....kuh-NAS-key  
 Mark Byington .....BYE-eeen-ton  
 Marquis Rankin.....mar-KEES  
 Ramon Williams.....RAY-mon

## WHO TO CONTACT

### Request for Interviews

#### Men's Basketball ACO

Bill Dyer  
 (540) 231-8852 - office  
 (540) 998-5906 - cell  
 wdyer@vt.edu

#### Secondary Contact

Rachel Perreault  
 (540) 231-2228 - office  
 (603) 767-6492 - cell  
 rachelp5@vt.edu

### Requests for Photos

#### Director of Photography

Dave Knachel  
 (540) 231-1838  
 dknachel@vt.edu



### Bill Dyer

Associate Director of  
 Athletics Communications



### Rachel Perreault

Assistant Director of  
 Athletics Communications

## A New Way To Watch

Several Virginia Tech basketball games will be available via internet streaming, free of charge ... Here is a list of the games that were shown on ESPN3 and WatchESPN app.

### ESPN3 EXCLUSIVE

|         |                        |
|---------|------------------------|
| Nov. 10 | vs. ETSU               |
| Nov. 12 | vs. Rhode Island       |
| Nov. 15 | vs. St. Bonaventure    |
| Nov. 19 | at UNC Greensboro      |
| Dec. 1  | vs. Oklahoma State     |
| Dec. 10 | vs. Miss. Valley State |
| Dec. 15 | vs. Georgia Southern   |

\*. All games shown over the air on ESPN, ESPN2, ESPNU, RSN and the ACC network will also be shown on ESPN3 or the WatchESPN app.

## In the Cassell in the ACC

Virginia Tech is 108-40 in Cassell Coliseum as a member of the ACC ... Here is a year-by-year breakdown.

|               | Regular       | Post       | Overall       |
|---------------|---------------|------------|---------------|
| 2004-05       | 12-3          | 1-0        | 13-3          |
| 2005-06       | 10-7          | 0-0        | 10-7          |
| 2006-07       | 13-2          | 0-0        | 13-2          |
| 2007-08       | 12-2          | 2-1        | 14-3          |
| 2008-09       | 9-5           | 1-1        | 10-6          |
| 2009-10       | 15-1          | 2-1        | 17-2          |
| 2010-11       | 11-3          | 1-1        | 12-4          |
| 2011-12       | 11-7          | ---        | 11-7          |
| 2012-13       | 8-6           | ---        | 8-6           |
| <b>Totals</b> | <b>101-36</b> | <b>7-4</b> | <b>108-40</b> |

## Welcome Back

The weekend of Dec. 14 and 15, the Hokies hosted the Men's Basketball Alumni Weekend ... The two-day event featured a wide range of events for the returning former players, including tours of facilities, receptions and a dinner on the court of the Hahn Hurst Basketball Practice Facility following the game against Georgia Southern ... The returning players were recognized at halftime of the game ... More than 50 former players attended, including former All-Americans Howard Pardue and Bimbo Coles, along with retired jersey honoree Ace Custis and Les Henson, famous for the "Henson Heave" shot to defeat Florida State in 1980.

## Welcoming Back Old Foes

The Hokies welcomed back two traditional rivals to the schedule ... Tech defeated VMI, 95-80, on Nov. 15 in a rivalry that dates back to 1909 and lost to West Virginia in Morgantown, 68-67, on Dec. 8 ... Tech and WVU first met in basketball in 1921 and have played 75 times since then ... The teams last met in the 2003-04 season, the Hokies' last season as a member of the BIG EAST Conference.

## 300 and Counting

The Hokies have hit at least one three-pointer in every game since joining the ACC in the 2004-05 season ... Tech has now hit a three in 327 consecutive games, the most in school history ... Since the three-point arc was added to college basketball for the 1986-87 season, the Hokies have hit at least one three in all but three games ... The last time that the Hokies did not record a three-point field goal in a game was at Providence on Feb. 1, 2003.

***Erick Green is averaging an ACC-best 8.6 free throw attempts this season.***

## VT App

Virginia Tech basketball game broadcasts can be heard throughout the mid-Atlantic region on a network of radio stations and on SiriusXM Satellite radio ... Fans can also follow the action of the Virginia Tech IMG Sports Network on their iPhone, Android and BlackBerry devices ... The official mobile application of Virginia Tech athletics offers easy and instant access to up-to-the-minute news, scores, live game play-by-play, stats, schedules and rosters, streaming audio and more.

The free mobile application will include access to the following features:

### HEADLINES

LIVE GAME SCORING FROM GAMETRACKER (SUBJECT TO GAMETRACKER AVAILABILITY)

PREVIOUS GAME AND NEXT GAME SCHEDULES AND SCORES

LIVE SCORING UPDATES

PLAY-BY-PLAY COVERAGE

PLAYER AND TEAM STATS

BOX SCORE

ON-DEMAND VIDEO (SUBJECT TO VIDEO AVAILABILITY)

SCHEDULES AND SCORES

ROSTERS

IN-APP ALERT SYSTEM

SHARING VIA EMAIL AND FACEBOOK

## He's Legendary

Former Virginia Tech standout Ace Custis has been named to the 2013 ACC Men's Basketball Legends Class ... Custis was the central figure for the Hokies' 1995 National Invitation Tournament (NIT) championship team ... He was a four-year starter at power forward for the Virginia Tech teams of coach Bill Foster ... He led the Hokies to a record of 81-42, including the championship of the 1995 NIT and a 1996 appearance in the NCAA Tournament ... Custis still ranks 10th on the Virginia Tech career list for points scored (1,706), 6th in field goals made (660), 5th in career rebound average (9.5) and 7th in career steals (199) ... He is one of only three players in Virginia Tech history to surpass the 1,500 mark in both points and rebounds ... He is one of just four Tech players to have their jersey's retired and was inducted into the Virginia Tech Sports Hall of Fame in 2007.

## The State We're In

With the loss at Virginia on Feb. 12, Virginia Tech is 421-307 (.578) all-time against schools from Virginia ... Tech is 1-2 this season and was 2-1 against state schools last year ... The Hokies have played 14 schools from the state ... With the win over Norfolk State on Dec. 11, 2011, the only state Division I school that Tech has not played is Hampton ... Tech holds winning records against 10 of the schools and even records against two others.

## Tech Talk Live

**Tech Talk LIVE!**, Presented by Geico is broadcast every Monday night at Bull & Bones Brewhaus and Grill at the First and Main complex in Blacksburg.

The radio program airs from 7-8 p.m. in front of a live audience, and can be heard on Virginia Tech IMG Sports Network radio affiliates throughout the region and on-line through Hokies All-Access.

Coach James Johnson appears on the program. Fans are encouraged to attend and can submit a question or comment via [hokiesports.com](http://hokiesports.com)



## Radio Network

### 2011-12 Virginia Tech IMG Sports Network

|                   |         |          |
|-------------------|---------|----------|
| Abingdon          | WFHG-FM | 92.7 FM  |
| Blacksburg        | WBRW-FM | 105.3 FM |
| Blackstone        | WBBC-FM | 93.5 FM  |
| Bluefield, WV     | WKQY-FM | 100.9 FM |
| Bluefield, WV     | WKEZ-AM | 1240 AM  |
| Bristol           | WFHG-AM | 980 AM   |
| Charlottesville   | WKAV-AM | 1400 AM  |
| Clifton Forge, Va | WJVR-FM | 101.9 FM |
| Clincho           | WDIC-AM | 1430 AM  |
| Clintwood         | WDIC-FM | 92.1 FM  |
| Chatham/Gretna    | WMNA-FM | 106.3 FM |
| Galax             | WWWJ-AM | 1360 AM  |
| Gate City         | WGAT-AM | 1050 AM  |
| Harrisonburg      | WSIG-FM | 96.9 FM  |
| Jacksonville, NC  | WAVQ-AM | 1400 AM  |
| Lebanon           | WLRV-AM | 1380 AM  |
| Luray             | WMXH-FM | 105.7 FM |
| Lynchburg         | WLNI-FM | 105.9 FM |
| Marion            | WOLD-FM | 102.5 FM |
| Martinsville      | WMVA-AM | 1450 AM  |
| Morningside, MD   | WHFS-AM | 1580 AM  |
| New Bern, NC      | WWNB-AM | 1490 AM  |
| New Bern, NC      | WWNB-FM | 103.9 FM |
| Norfolk           | WNIS-AM | 790 AM   |
| Onley             | WESR-AM | 1330 AM  |
| Onley             | WESR-FM | 103.3 FM |
| Richmond          | WRNL-AM | 910 AM   |
| Richmond*         | WRVA-AM | 1140 AM  |
| Roanoke           | WSNV-FM | 93.5 FM  |
| Staunton          | WTON-AM | 1240 AM  |
| Tazewell          | WKQY-FM | 100.1 FM |
| Warsaw            | WNNT-FM | 107.5 FM |
| Warsaw            | WNNT-AM | 690 AM   |
| Washington, DC    | WJFK-FM | 106.7 FM |
| White Stone       | WIGO-FM | 104.9 FM |
| Winchester        | WINC-AM | 1400 AM  |
| Wytheville        | WXBX-FM | 95.3 FM  |

***Erick Green has scored in double figures in an ACC-best 27 consecutive games***



## Lots of Youth

Among Virginia Tech's eight active scholarship players, **Erick Green** is the only senior and **Cadarian Raines** and **Jarell Eddie** are the only juniors ... Four players, **Robert Brown**, **C.J. Barksdale**, **Marquis Rankin** and **Joey van Zegeren**, played as freshmen last season, although van Zegeren only played eight minutes and was granted a medical redshirt ... **Marshall Wood** is the lone scholarship freshman this season.

## November Wins

The Hokies were 6-0 in games played in the month of November, marking the most wins by a Tech team in November ... The previous high was five wins in both the 2011-12 season and the 2005-06 season ... A disclaimer should be added, noting that the allowable start of the basketball season was moved up beginning with the 2004-05 season ... Prior to that, schedules could not begin before Thanksgiving weekend.

## Won't Get Lost

Two of the new assistants this season, **Ramon Williams** and **Mark Byington**, won't have to ask for too many directions around town ... Williams is a native of Roanoke and played collegiately at VMI, while Byington was raised in Salem and lived in Blacksburg for a short time ... Williams and his twin brother, Damon, have remained very active in the Roanoke community through the years ... New video coordinator, **Winston Curry**, is also a Roanoke native.

## Win 10

With Virginia Tech's win over Boston College last season, it marked the ninth straight season that the Hokies had won at least 10 home games ... Tech's longest streak of 10-or-more home victories is 11 consecutive seasons, from 1975-76 through the 1985-86 season ... Tech is 8-5 in Cassell Coliseum so far this season.

***Erick Green has three games of 30-or-more points this season, the most by a Hokie since Malcolm Delaney had three such games in the 2010-11 season.***

***Jarell Eddie's five-for-five from three-point range in the win at UNCG is the best three-point shooting performance in the ACC this season.***

***Entering today's games, Erick Green and Miami's Durand Scott have each made exactly 527 field goals in their ACC careers, best among active players.***

## Coming Next Year

Virginia Tech has announced the signing of four players to national letters of intent ... Donte Clark, a 6-4 guard from Charlotte, N.C., Ben Emelogu, a 6-5 guard from Grand Prairie, Texas, Maurice Kirby, a 6-9 forward from Chandler, Ariz., and Trevor Thompson, a 6-10 forward from Indianapolis, Ind., all signed with the Hokies on Nov. 14 and will join the program in the fall of 2013.

## VT Free Throws Made

Here is where **Erick Green** stands on the list of free throws made list at Virginia Tech.

### Season Free Throws Made

|                                   |     |
|-----------------------------------|-----|
| 1. Malcolm Delaney (2009-10)..... | 230 |
| 2. Malcolm Delaney (2008-09)..... | 225 |
| 3. Bimbo Coles (1987-88).....     | 191 |
| 4. Sumner Tilson (1950-51).....   | 181 |
| 5. Malcolm Delaney (2010-11)..... | 181 |
| 6. Bryant Matthews (2003-04)..... | 172 |
| 7. Bucky Keller (1961-62).....    | 169 |
| 8. Erick Green (2012-13).....     | 168 |

***Erick Green's 25.2 points per game this season is just one-tenth of a point off the Virginia Tech senior season record of 25.3 ppg, set by Bimbo Coles.***

## OT, Baby

So far this season, there have been five overtime games involving ACC teams ... Virginia Tech has played in three of them .. Tech's win at Georgia Tech and loss at North Carolina are the only ACC conference games to go to overtime this season.

## VT Senior Free Throws Made

Here is where **Erick Green** stands on the list of senior free throws made list at Virginia Tech.

### Senior Season Free Throws Made

|                                      |            |
|--------------------------------------|------------|
| 1. Malcolm Delaney (2010-11).....    | 181        |
| 2. Bryant Matthews (2003-04).....    | 172        |
| 3. <b>Erick Green (2012-13).....</b> | <b>168</b> |

## VT Sr. Season Scoring Averages

Here is where **Erick Green** stands on the list of senior single-season scoring averages at Virginia Tech.

### Senior Season Scoring Average

|                                      |             |
|--------------------------------------|-------------|
| 1. Bimbo Coles (1989-90).....        | 25.3        |
| 2. <b>Erick Green (2012-13).....</b> | <b>25.2</b> |
| 3. Dell Curry (1985-86).....         | 24.1        |
| 4. Allan Bristow (1971-72).....      | 25.0        |
| 5. Bryant Matthews (2003-04).....    | 22.1        |

## VT Season Scoring Averages

Here is where **Erick Green** stands on the list of single-season scoring averages at Virginia Tech.

### Single Season Scoring Average

|                                      |             |
|--------------------------------------|-------------|
| 1. Bimbo Coles (1988-89).....        | 26.6        |
| 2. Bob Ayersman (1958-59).....       | 26.5        |
| 3. Bimbo Coles (1989-90).....        | 25.3        |
| 4. <b>Erick Green (2012-13).....</b> | <b>25.2</b> |
| 5. Allan Bristow (1971-72).....      | 25.0        |

## All-Time Scoring

Here is a list of the names **Erick Green** is approaching on the list of all-time leading scorers in Virginia Tech history.

### Career Points

|                             |              |
|-----------------------------|--------------|
| 12. Wally Lancaster.....    | 1,696        |
| 13. Bryant Matthews.....    | 1,656        |
| 14. Bill Matthews.....      | 1,652        |
| 15. Chris Smith.....        | 1,635        |
| 16. Bobby Beecher.....      | 1,548        |
| 17. <b>Erick Green.....</b> | <b>1,545</b> |

## NCAA Stats

As of Feb. 10 in official NCAA statistics, **Erick Green** leads the nation in points per game ... **Jarell Eddie** is 61st free throw percentage.

### Compare & Contrast

|                 |                         |
|-----------------|-------------------------|
| <b>VT</b> ..... | <b>NCSU</b>             |
| 70.6 .....      | Points .....78.0        |
| 73.0 .....      | Points Allowed.....70.7 |
| 41.9% .....     | FG%.....50.0%           |
| 41.7% .....     | FG% Defense .....41.6%  |
| 31.8% .....     | 3FG%.....40.1%          |
| 32.4% .....     | 3FG% Defense.....29.5%  |
| 70.1% .....     | FT%.....67.8%           |
| 37.3 .....      | Rebounds .....36.6      |
| -1.4 .....      | Rebound Margin.....+1.8 |
| 10.6 .....      | Assists.....14.5        |
| 12.0 .....      | Turnovers.....12.1      |
| 4.3 .....       | Steals.....6.0          |
| 4.2 .....       | Blocks.....4.6          |

### Career Double-Doubles

#### 2008-09 Season

No active players

#### 2009-10 Season

No active players

#### 2010-11 Season

No active players

#### 2011-12 Season

##### Jarell Eddie (1)

vs. BYU (12 pts./14 rebs.)\*

#### 2012-13 Season

##### Jarell Eddie (2)

vs. ETSU (17 pts./10 rebs.)

vs. Oklahoma State (15 pts./12 rebs.)

##### Cadarian Raines (2)

vs. Rhode Island (10 pts./12 rebs.)\*

vs. VMI (14 pts./10 rebs.)

##### Erick Green (1)

at West Virginia (23 pts./10 ast.)\*

##### C.J. Barksdale (1)

at Georgia Tech (11 pts.\*/10 reb.)

\* - career highs at the time

### Making Their Debuts

**James Johnson** is the 13th person to make their collegiate head coaching debut as a head coach at an Atlantic Coast Conference school ... The first was Horace "Bones" McKinney at Wake Forest in 1957 ... Among the others on this list are Jeff Jones, Vic Bubas, Bill Guthridge and the legendary Dean Smith ... One of the 12 other coaches, Sidney Lowe at NC State in 2006, had been an NBA head coach prior to making his collegiate debut.

*Erick Green has scored in double figures in 55 of his last 56 games.*

### Virginia Tech Streaks

|                |              |             |             |                |
|----------------|--------------|-------------|-------------|----------------|
|                | <b>Total</b> | <b>Home</b> | <b>Road</b> | <b>Neutral</b> |
| Overall        | Lost 7       | Lost 4      | Lost 3      | Lost 3         |
| ACC*           | Lost 7       | Lost 4      | Lost 3      | ---            |
| Non-Conference | Lost 2       | Lost 1      | Lost 1      | Lost 3         |

\* - regular season games only

Longest winning streak this season 7, 11-10 thru 12-1  
 Longest losing streak this season 7, current

### Hokies in ACC Stats

#### INDIVIDUALS

|                              | All   | ACC  |
|------------------------------|-------|------|
| <b>Scoring</b>               |       |      |
| Erick Green                  | 1st   | 1st  |
| Jarell Eddie                 | 17th  | ---  |
| <b>Rebounding</b>            |       |      |
| Cadarian Raines              | 12th  | 10th |
| Jarell Eddie                 | 17th  | 23rd |
| <b>Field Goal Percentage</b> |       |      |
| Erick Green                  | 10th  | 10th |
| <b>Assists</b>               |       |      |
| Erick Green                  | 6th   | 8th  |
| <b>Free Throw Percentage</b> |       |      |
| Jarell Eddie                 | 1st   | ---  |
| Erick Green                  | 4th   | 6th  |
| <b>Steals</b>                |       |      |
| Erick Green                  | T 7th | ---  |
| Marquis Rankin               | ---   | 10th |
| <b>3-pt. FG Percentage</b>   |       |      |
| Erick Green                  | ---   | 3rd  |
| <b>3-pt. FG Made</b>         |       |      |
| Erick Green                  | 9th   | 7th  |
| Jarell Eddie                 | 10th  | ---  |
| <b>Blocked Shots</b>         |       |      |
| Cadarian Raines              | T 9th | 7th  |
| <b>Assist/TO Ratio</b>       |       |      |
| Erick Green                  | 5th   | 3rd  |
| <b>Offensive Rebounds</b>    |       |      |
| Cadarian Raines              | 5th   | 5th  |
| <b>Minutes Played</b>        |       |      |
| Erick Green                  | 1st   | 1st  |

#### TEAM

|                        | All  | ACC   |
|------------------------|------|-------|
| Scoring Offense        | 5th  | 9th   |
| Scoring Defense        | 12th | 12th  |
| Scoring Margin         | 11th | 12th  |
| Free Throw Percentages | 5th  | 8th   |
| Field Goal Percentages | 11th | 11th  |
| Field Goal % Defense   | 9th  | 6th   |
| 3-pt. FG Percentage    | 11th | 11th  |
| 3-pt. FG% Defense      | 7th  | 8th   |
| Rebounding Margin      | 11th | 10th  |
| Blocked Shots          | 8th  | 10th  |
| Assists                | 12th | 12th  |
| Steals                 | 12th | 12th  |
| Turnover Margin        | 11th | 11th  |
| Assist/TO Ratio        | 10th | 9th   |
| Offensive Rebounds     | 4th  | T 6th |
| Defensive Rebounds     | 7th  | T 7th |



Through 2-14-2013

### On This Date

Virginia Tech is 24-9 all-time in games played on Feb. 16 ... Tech lost its last game on this date, 48-47 at Florida State last season ... Tech is 8-13 in road games on this date ... Tech is 1-2 in ACC games on this date ... The Hokies have never played NC State on this date ... Tech is 3-5 against teams currently in the ACC on this date ... Tech is 442-404 on Saturdays all-time and 4-6 on Saturday this season.

*Erick Green is the only active ACC player to record 1,500 career points.*

*Erick Green's 16-for-16 from the free throw line in the win over UNCG is the fourth-best performance at the charity stripe in ACC history.*

# Head Coach James Johnson

James Johnson begins his first season as Virginia Tech's head men's basketball coach. Director of Athletics Jim Weaver named Johnson to the position on May 1, 2012.

On Nov. 10, 2012, in his first game as a collegiate head coach, Johnson picked up his first head coaching victory, an 80-62 win over East Tennessee State in Cassell Coliseum. Johnson is now 11-13 as head coach of the Hokies. He is 1-1 against nationally-ranked teams. He earned his first career ACC victory in the overtime win at Georgia Tech and earned his first home ACC victory against Wake Forest.

No stranger to the Hokie Nation, Johnson spent the last five seasons on the men's basketball staff at Virginia Tech. He was an assistant coach from 2007-2011 before being promoted to associate head coach prior to last season. He had accepted an assistant coaches' position at Clemson on April 13 of this year, but returns to Blacksburg to take over the reins of the men's basketball program.

"I am very pleased to welcome James Johnson as the new head men's basketball coach at Virginia Tech," Weaver said. "He is an individual with 19 years

of coaching experience, who has spent the last five years here at Virginia Tech. He knows and has recruited most of our current players. We believe that he is the right person at this moment in time."

Johnson joined the Hokies following two seasons as an assistant at George Mason. While at Mason, he focused on organizing the team's defensive efforts in practice and games. The Patriots were a combined 45-23 in his two seasons and advanced to the 2006 NCAA Final Four.

Before GMU, Johnson spent two seasons as an assistant coach at Penn State. He was the recruitment coordinator for the Nittany Lions. Prior to Penn State, Johnson had a one-year stint as an assistant at the College of Charleston and he spent two years as an assistant at Elon.

"Virginia Tech and the Hokie Nation have a special place in my heart and I am blessed and excited for the opportunity to become the head basketball coach," Johnson said. "I look forward to working with a great group of young men and moving forward with this program."

Johnson, a native of Powhatan, Va., was a four-year player and three-year starter at Ferrum College. A three-time



Defensive Player of the Year, he helped guide his team to two conference championships and a berth in the NCAA Division III Tournament. He was also voted his team's Most Valuable Player in 1993. In 2001, Johnson was selected as one of the Top 10 players in Ferrum basketball history. In September of 2009, Johnson was elected into the Ferrum College Athletic Hall of Fame.

After graduating from Ferrum with a bachelor of science in psychology in 1993, he immediately stepped into the coaching ranks at his alma mater and served as an assistant for two seasons. Johnson helped guide the Panthers to a regular-season conference title.

In 1995, Johnson moved on to Longwood College as an assistant and then spent one year at Hargrave Military Academy, where he worked with the post-graduate team. In 1997, he began a three-year run as an assistant at Old Dominion. Johnson is a member of the Black Coaches Association (BCA) and the National Association of Basketball Coaches (NABC). In March 2001, Rivals.com named Johnson one of the Top 20 Assistant Coaches at Mid-Major Division I Schools. He was a squad leader in the Army National Guard from 1989-91.




***James Johnson is in his first season as the head coach of the Hokies. The Powhatan, Va., native spent the previous five seasons as an assistant coach for Virginia Tech.***

# The Last Time That...

---

Tech scored 100 points and won: 103-94, OT vs. Seton Hall, 1-2-10  
Tech scored 100 points and lost: 100-104 2OT vs. Maryland, 2-27-10  
Tech played in overtime: 70-65, OT, at Georgia Tech, 1-12-13  
Tech played in consecutive overtime games: 75-74 at Clemson, 2-8-06 & 77-81 at Virginia, 2-11-06  
Tech played 2 OT: 100-104, 2OT vs. Maryland, 2-27-10  
Tech played 3 OT: 86-90 at WVU, 2-2-83  
Tech scored 100+ points: 102-77, vs. Georgia Tech, 2-13-11  
Tech scored 90-99 points: 95-79, vs. Iowa, 11-27-12  
Tech scored 80-89 points: 81-71, vs. Oklahoma State, 12-1-12  
Tech scored 70-79 points: 70-65, OT, at Georgia Tech, 1-12-13  
Tech scored 60-69 points: 60-72, OT, at North Carolina, 2-2-13  
Tech scored 50-59 points: 55-73, at Virginia, 2-12-13  
Tech scored 40-49 points: 47-48 at Florida State, 2-16-12  
Tech scored 30-39 points: 33-43 at East Carolina, 1966-67 season  
Tech scored 20-29 points: 27-40 at McGuire Gen., 1945-46 season  
Tech scored 10-19 points: 16-45 at Virginia, 1938-1939 season  
Tech scored less than 10 points: 7-31 at W&L, 1922-1923 season  
Tech allowed 100+ points: 100-104, 2OT vs. Maryland, 2-27-10  
Tech allowed 90-99 points: 71-94, at Maryland, 1-5-13  
Tech allowed 80-89 points: 75-86, vs. Boston College, 1-9-13  
Tech allowed 70-79 points: 55-73, at Virginia, 2-12-13  
Tech allowed 60-69 points: 54-64, vs. Georgia Tech, 2-9-13  
Tech allowed 50-59 points: 69-50, vs. Rhode Island, 11-12-12  
Tech allowed 40-49 points: 70-49, vs. Mississippi Valley State, 12-10-12  
Tech allowed 30-39 points: 99-34, vs. Mount St. Mary's, 1-2-11  
Tech allowed 20-29 points: 31-25 vs. Richmond, 2-1-46  
Tech allowed 10-19 points: 60-19 vs. Lynchburg College, 1-9-46  
Tech allowed less than 10 points: 28-9 vs. Hampden-Sydney, 1-17-23  
Largest margin of victory: 83 points vs. Randolph Macon Academy, 87-4, 1-10-11  
Largest margin of victory in an ACC game: 29 points vs. Wake Forest, 94-65, 1-15-11  
Two Tech players recorded double-doubles in a game: Jeff Allen (18 pts./15 rebs.) and Victor Davila (12 pts./10 rebs.) vs. Duke, 2-26-11  
Two Tech players recorded double-doubles in consecutive games: vs. UNC, ACC Tournament, 3-13-09 and vs. Duquesne, NIT, 3-18-09  
Tech player had five or more steals: Manny Atkins (5) vs. Mount St. Mary's, 1-2-11  
Tech player had 10 or more assists in a game: Erick Green (10) at West Virginia, 12-8-12  
Tech player had 20 or more rebounds in a game: Jeff Allen (21) vs. Longwood, 12-14-08  
Two Tech players had double figures in rebounds: Victor Davila (10 rebounds) and Jeff Allen (15 rebounds) vs. Duke, 2-26-11  
Two Tech players had five or more assists: Dorian Finney-Smith (5) & Tyrone Garland (5) vs. FIU, 11-15-11  
Two Tech players scored 20 or more points: Erick Green (24 points) & Jarell Eddie (21 points) vs. Boston College, 1-9-13  
Two Tech players scored 20 or more points in consecutive games: Erick Green & Jarell Eddie 11-19-12 & 11-23-12  
Tech player scored 30-39 points in a game: 30, Erick Green vs. Miami, 1-30-13  
Tech player scored 40-49 points in a game: 41, Dorenzo Hudson vs. Seton Hall, 1-2-10  
Tech player scored 50+ points in a game: 51, Bimbo Coles vs. Southern Miss., 2-6-88  
Tech defeated a ranked opponent on the road: 80-77 at No. 12/13 Clemson, 2-25-09  
Tech defeated a ranked opponent at home: 81-71, vs. No. 15/17 Oklahoma State, 12-1-12  
Tech player had consecutive double-doubles: Cadarian Raines, 11-12-12 & 11-15-12  
Tech player had six consecutive double-doubles: Jeff Allen, 1-30-11, 2-2-11, 2-5-11, 2-13-11, 2-15-11 & 2-19-11  
Tech player had seven consecutive double-doubles: Jeff Allen, 1-25-11, 1-30-11, 2-2-11, 2-5-11, 2-13-11, 2-15-11 & 2-19-11  
Tech held opponent without a double-figure scorer: 65-47 vs. Miami, ACC Tournament, 3-12-09  
Tech had five players score in double figures: vs. Iowa, 11-27-12  
Tech had six players score in double figures: vs. Wake Forest, 1-15-11  
Tech did not make a three-point field goal: at Providence, 2-1-03  
Tech's opponent did not make a three-point field goal: at NC State, 2-10-10  
Tech did not shoot a free throw in the first half: vs. Purdue, 12-1-10  
Tech did not shoot a free throw in the second half: vs. Virginia, 12-5-10  
Tech allowed a triple-double: Iman Shumpert (22 pts., 12 rebs., 11 assists), at Georgia Tech, 1-25-11  
Tech allowed fewer than 10 points in a half: 9 points, vs. Eastern Michigan, 12-22-11



# ERICK GREEN

SENIOR • GUARD • 6-4 • 185  
WINCHESTER, VA. • PAUL VI

# #11



## SEASON STATISTICS

## SEASON/CAREER GAME HIGHS

| Opponent                  | Min | FG-A-%     | 3FG-A-%   | FT-A-%      | O-D-T | A  | TO | Blk | Stl | Pts |
|---------------------------|-----|------------|-----------|-------------|-------|----|----|-----|-----|-----|
| EAST TENNESSEE ST.        | 34  | 6-11-.545  | 1-4-.250  | 8-12-.667   | 0-2-2 | 6  | 1  | 0   | 2   | 21  |
| RHODE ISLAND              | 34  | 8-15-.533  | 4-7-.571  | 5-8-.625    | 0-3-3 | 4  | 3  | 0   | 2   | 25  |
| VMI                       | 33  | 9-13-.692  | 1-1-1.000 | 4-4-1.000   | 1-3-4 | 6  | 1  | 0   | 3   | 23  |
| at UNC Greensboro         | 38  | 4-15-.267  | 2-4-.500  | 16-16-1.000 | 0-3-3 | 6  | 2  | 1   | 1   | 26  |
| APPALACHIAN STATE         | 36  | 8-16-.500  | 0-5-.000  | 11-11-1.000 | 0-4-4 | 4  | 2  | 0   | 2   | 27  |
| IOWA#                     | 39  | 8-15-.533  | 0-4-.000  | 8-9-.889    | 0-5-5 | 5  | 2  | 0   | 2   | 24  |
| 15/17 OKLAHOMA STATE      | 26  | 6-10-.600  | 4-7-.571  | 12-13-.923  | 0-7-7 | 0  | 3  | 0   | 0   | 28  |
| at West Virginia          | 37  | 8-19-.421  | 2-5-.400  | 5-5-1.000   | 1-3-4 | 10 | 0  | 0   | 2   | 23  |
| MISSISSIPPI VALLEY STATE! | 33  | 8-13-.615  | 1-2-.500  | 6-6-1.000   | 0-5-4 | 4  | 2  | 0   | 2   | 23  |
| GEORGIA SOUTHERN!         | 38  | 12-22-.545 | 0-4-.000  | 4-4-1.000   | 1-6-7 | 4  | 4  | 0   | 2   | 28  |
| vs. Bradley^              | 41  | 11-20-.550 | 2-4-.500  | 7-11-.364   | 0-8-8 | 2  | 5  | 0   | 1   | 31  |
| vs. Colorado State^       | 36  | 10-21-.467 | 2-7-.286  | 4-5-.800    | 2-3-5 | 3  | 5  | 0   | 1   | 26  |
| vs. BYU                   | 31  | 4-17-.235  | 0-5-.000  | 4-6-.667    | 0-1-1 | 6  | 2  | 0   | 1   | 12  |
| at Maryland*              | 37  | 8-18-.444  | 2-2-1.000 | 10-11-.909  | 1-2-3 | 2  | 2  | 0   | 2   | 28  |
| BOSTON COLLEGE*           | 39  | 10-19-.526 | 3-4-.750  | 1-3-.333    | 0-3-3 | 9  | 3  | 0   | 0   | 24  |
| at Georgia Tech*          | 42  | 9-16-.563  | 2-7-.286  | 8-11-.727   | 0-5-5 | 1  | 4  | 0   | 2   | 28  |
| WAKE FOREST*              | 35  | 8-18-.444  | 1-2-.500  | 5-8-.625    | 0-3-3 | 3  | 1  | 0   | 0   | 22  |
| VIRGINIA*                 | 38  | 11-18-.611 | 3-6-.500  | 10-13-.769  | 2-7-9 | 1  | 2  | 0   | 0   | 35  |
| at Clemson*               | 38  | 7-17-.411  | 0-3-.000  | 11-14-.789  | 2-2-4 | 5  | 1  | 1   | 1   | 25  |
| 14/15 MIAMI*              | 37  | 11-20-.550 | 5-8-.625  | 3-4-.750    | 0-2-2 | 3  | 0  | 0   | 1   | 30  |
| at North Carolina*        | 43  | 7-21-.333  | 2-4-.500  | 0-0-.000    | 2-4-6 | 4  | 0  | 0   | 1   | 16  |
| MARYLAND*                 | 38  | 10-23-.435 | 2-7-.286  | 7-10-.700   | 1-2-3 | 1  | 0  | 0   | 3   | 29  |
| GEORGIA TECH*             | 35  | 9-20-.450  | 2-5-.200  | 8-9-.889    | 0-5-5 | 3  | 2  | 2   | 1   | 28  |
| at Virginia*              | 34  | 4-17-.235  | 3-8-.375  | 11-13-.846  | 0-5-5 | 2  | 0  | 0   | 1   | 22  |
| at NC State*              |     |            |           |             |       |    |    |     |     |     |
| DUKE*                     |     |            |           |             |       |    |    |     |     |     |
| FLORIDA STATE*            |     |            |           |             |       |    |    |     |     |     |
| at Miami*                 |     |            |           |             |       |    |    |     |     |     |
| CLEMSON*                  |     |            |           |             |       |    |    |     |     |     |
| at Duke*                  |     |            |           |             |       |    |    |     |     |     |
| at Wake Forest*           |     |            |           |             |       |    |    |     |     |     |

### POINTS

|        |                          |
|--------|--------------------------|
| Season | 35 vs Virginia (1/24/13) |
| Career | 35 vs Virginia (1/24/13) |
| ACC    | 35 vs Virginia (1/24/13) |

### MINUTES PLAYED

|        |                                     |
|--------|-------------------------------------|
| Season | 43 at North Carolina (2/2/13)       |
| Career | 43 vs GT (2/18/12), at UNC (2/2/13) |
| ACC    | 43 vs GT (2/18/12), at UNC (2/2/13) |

### FIELD GOALS MADE

|        |                                       |
|--------|---------------------------------------|
| Season | 12 vs GSU (12/15/12)                  |
| Career | 12 at Md (1/20/10), vs GSU (12/15/12) |
| ACC    | 12 at Maryland (1/20/10)              |

### FIELD GOAL ATTEMPTS

|        |                         |
|--------|-------------------------|
| Season | 23 vs Maryland (2/7/13) |
| Career | 23 vs Maryland (2/7/13) |
| ACC    | 23 vs Maryland (2/7/13) |

### 3-PT FIELD GOALS MADE

|        |                      |
|--------|----------------------|
| Season | 5 vs Miami (1/30/13) |
| Career | 5 vs Miami (1/30/13) |
| ACC    | 5 vs Miami (1/30/13) |

### 3-PT FIELD GOAL ATTEMPTS

|        |  |
|--------|--|
| Season | 8 vs Miami (1/30/13), at UVA (2/12/13) |
| Career | 8, 4x, last at Virginia (2/12/13)      |
| ACC    | 8, 3x, last at Virginia (2/12/13)      |

### FREE THROWS MADE

|        |                                      |
|--------|--------------------------------------|
| Season | 16 at UNCG (11/19/12)                |
| Career | 16 at UNCG (11/19/12)                |
| ACC    | 11 at CU (1/27/13), at UVA (2/12/13) |

### FREE THROW ATTEMPTS

|        |                         |
|--------|-------------------------|
| Season | 16 at UNCG (11/19/12)   |
| Career | 16 at UNCG (11/19/12)   |
| ACC    | 14 at Clemson (1/27/13) |

### REBOUNDS

|        |                         |
|--------|-------------------------|
| Season | 9 vs Virginia (1/24/13) |
| Career | 9 vs Virginia (1/24/13) |
| ACC    | 9 vs Virginia (1/24/13) |

### ASSISTS

|        |                              |
|--------|------------------------------|
| Season | 10 at WVU (12/8/12)          |
| Career | 10 at WVU (12/8/12)          |
| ACC    | 9 vs Boston College (1/9/13) |

### BLOCKS

|        |  |
|--------|--|
| Season | 2 vs Georgia Tech (2/9/13)             |
| Career | 2, 3x, last vs Georgia Tech (2/9/13)   |
| ACC    | 2 at NC State (2/2/11), vs GT (2/9/13) |

### STEALS

|        |   |
|--------|---|
| Season | 3 vs VMI (11/15/12), vs Maryland (2/7/13) |
| Career | 5 vs UNCG (11/21/10), vs SBU (12/23/10)   |
| ACC    | 4, 4x, last at Florida State (2/16/12)    |



\*- ACC games; # - ACC/Big Ten Challenge; !- Continental Tire Las Vegas Classic- Blacksburg, Va.;  
^ - Continental Tire Las Vegas Classic - Las Vegas, Nev.

## 2012-2013 NOTES

Scored 21 points and dished out six assists in season opener against ETSU ... Matched previous career high with 25 points against Rhode Island ... Made it three straight games with 20-plus points to open the season as he scored 23 points and dished out six assists against VMI ... Went an impressive 16-for-16 from the free throw line as part of a 26-point outing, also adding six assists at UNC Greensboro ... Scored 27 points against Appalachian State ... Put up 24 points, 16 of which came in the second half, also adding five rebounds and five assists to help the Hokies past Iowa ... Scored 28 points and added seven boards in just 26 minutes of play against Oklahoma State ... Was named Co-ACC Player of the Week for his performances against Iowa and Oklahoma State ... Earned first-career double-double with 23 points and a career-high 10 assists at West Virginia ... Continued scoring streak with 23 points, also adding five rebounds and four assists, against Mississippi Valley State ... Scored 28 points and grabbed seven rebounds against Georgia Southern ... Posted 31 points, also adding eight boards in the overtime win over Bradley ... Scored 26 points and added five rebounds against Colorado State ... Scored 12 points and dished out six assists at BYU ... Led the team with 28 points in the ACC opener at Maryland ... Scored 24 points and dished out nine assists against Boston College ... Put up 28 points and added five boards in the overtime win at Georgia Tech ... Scored 22 points in the win over Wake Forest ... Set new career highs with 35 points and nine rebounds against Virginia ... Led the way with 25 points, adding five assists at Clemson ... Put up 30 points against No. 14 Miami ... Scored 16 points and grabbed six rebounds at North Carolina ... Scored 29 points against Maryland ... Scored 28 points and grabbed five rebounds against Georgia Tech ... Came alive in the second half, scoring 21 of his 22 total points, adding five rebounds at Virginia.

## CAREER STATISTICS

| Year          | GP-GS         | Min-Avg.         | FGM-FGA-Pct.         | 3FG-FGA-Pct.        | FTM-FTA-Pct.        | Off.-Def.     | Reb-Avg.       | A-TO           | Blk       | Stl        | TP-Avg.          |
|---------------|---------------|------------------|----------------------|---------------------|---------------------|---------------|----------------|----------------|-----------|------------|------------------|
| 09-10         | 34-1          | 427-12.6         | 29-99-.293           | 11-40-.275          | 19-28-.679          | 7-24          | 31-0.9         | 31-25          | 7         | 17         | 88-2.6           |
| 10-11         | 32-26         | 988-30.9         | 132-319-.414         | 26-105-.248         | 80-103-.777         | 19-54         | 73-2.3         | 86-38          | 9         | 56         | 370-11.6         |
| 11-12         | 31-30         | 1071-34.5        | 170-388-.438         | 42-112-.375         | 101-122-.828        | 18-83         | 101-3.3        | 88-46          | 4         | 41         | 483-15.6         |
| 12-13         | 24-24         | 866-36.1         | 196-414-.473         | 44-115-.383         | 168-206-.816        | 13-93         | 106-4.4        | 94-47          | 4         | 33         | 604-25.2         |
| <b>Career</b> | <b>121-81</b> | <b>3352-27.7</b> | <b>527-1220-.432</b> | <b>123-372-.331</b> | <b>368-459-.802</b> | <b>57-254</b> | <b>311-2.6</b> | <b>299-156</b> | <b>24</b> | <b>147</b> | <b>1545-12.8</b> |

# CADARIAN RAINES

R-JUNIOR • FORWARD • 6-9 • 238  
PETERSBURG, VA. • PETERSBURG

# #4



## SEASON STATISTICS

| Opponent                  | Min | FG-A-%    | 3FG-A-%  | FT-A-%   | O-D-T  | A | TO | Blk | Stl | Pts |
|---------------------------|-----|-----------|----------|----------|--------|---|----|-----|-----|-----|
| EAST TENNESSEE ST.        | 22  | 3-9-.333  | 0-0-.000 | 3-4-.750 | 2-2-4  | 0 | 0  | 0   | 0   | 9   |
| RHODE ISLAND              | 28  | 4-4-1.000 | 0-0-.000 | 2-3-.667 | 5-7-12 | 2 | 1  | 1   | 0   | 10  |
| VMI                       | 20  | 6-9-.667  | 0-0-.000 | 2-3-.667 | 6-4-10 | 0 | 0  | 0   | 1   | 14  |
| at UNC Greensboro         | 27  | 3-8-.375  | 0-0-.000 | 3-4.750  | 3-6-9  | 0 | 3  | 1   | 1   | 9   |
| APPALACHIAN STATE         | 18  | 1-3-.333  | 0-0-.000 | 1-3-.333 | 0-2-2  | 0 | 3  | 1   | 1   | 3   |
| IOWA#                     | 27  | 2-4-.500  | 0-0-.000 | 5-6-.833 | 2-4-6  | 0 | 1  | 2   | 0   | 9   |
| 15/17 OKLAHOMA STATE      | 32  | 4-8-.500  | 0-0-.000 | 2-3-.333 | 2-4-6  | 1 | 1  | 2   | 0   | 6   |
| at West Virginia          | 30  | 4-8-.500  | 0-0-.000 | 0-2-.000 | 5-3-8  | 0 | 0  | 0   | 1   | 8   |
| MISSISSIPPI VALLEY STATE! | 12  | 0-4-.000  | 0-0-.000 | 0-0-.000 | 4-0-4  | 1 | 2  | 1   | 0   | 0   |
| GEORGIA SOUTHERN!         | 12  | 0-1-.000  | 0-0-.000 | 0-0-.000 | 1-2-3  | 0 | 0  | 0   | 0   | 0   |
| vs. Bradley^              | 34  | 6-11-.545 | 0-0-.000 | 4-6-.667 | 5-4-9  | 2 | 5  | 3   | 0   | 16  |
| vs. Colorado State^       | 21  | 1-2-.500  | 0-0-.000 | 0-0-.000 | 1-3-4  | 0 | 3  | 1   | 0   | 2   |
| vs. BYU                   | 22  | 0-2-.000  | 0-0-.000 | 0-6-.000 | 2-3-5  | 0 | 1  | 0   | 1   | 0   |
| at Maryland*              | 25  | 4-7-.571  | 0-0-.000 | 0-3-.000 | 7-6-13 | 0 | 2  | 1   | 0   | 8   |
| BOSTON COLLEGE*           | 17  | 1-3-.333  | 0-0-.000 | 0-0-.000 | 0-3-3  | 0 | 2  | 1   | 0   | 2   |
| at Georgia Tech*          | 30  | 4-8-.500  | 0-0-.000 | 0-0-.000 | 3-3-6  | 2 | 1  | 1   | 0   | 8   |
| WAKE FOREST*              | 34  | 4-8-.500  | 0-0-.000 | 0-0-.000 | 5-8-13 | 3 | 0  | 4   | 0   | 8   |
| VIRGINIA*                 | 22  | 2-3-.667  | 0-0-.000 | 0-0-.000 | 0-4-4  | 0 | 2  | 0   | 0   | 4   |
| at Clemson*               | 16  | 0-2-.000  | 0-0-.000 | 1-2.500  | 1-3-4  | 0 | 1  | 0   | 0   | 1   |
| 14/15 MIAMI*              | 19  | 5-6-.833  | 0-0-.000 | 0-1-.000 | 2-6-8  | 0 | 2  | 1   | 2   | 10  |
| at North Carolina*        | 41  | 6-11-.545 | 0-0-.000 | 0-0.000  | 2-4-6  | 0 | 2  | 2   | 1   | 12  |
| MARYLAND*                 | 31  | 7-13-.538 | 0-0-.000 | 0-0-.000 | 2-3-5  | 0 | 0  | 5   | 0   | 14  |
| GEORGIA TECH*             | 31  | 3-11-.272 | 0-0-.000 | 0-2-.000 | 3-6-9  | 1 | 0  | 1   | 0   | 9   |
| at Virginia*              | 26  | 3-7-.429  | 0-0-.000 | 0-2-.000 | 7-1-8  | 1 | 1  | 1   | 0   | 6   |
| at NC State*              |     |           |          |          |        |   |    |     |     |     |
| DUKE*                     |     |           |          |          |        |   |    |     |     |     |
| FLORIDA STATE*            |     |           |          |          |        |   |    |     |     |     |
| at Miami*                 |     |           |          |          |        |   |    |     |     |     |
| CLEMSON*                  |     |           |          |          |        |   |    |     |     |     |
| at Duke*                  |     |           |          |          |        |   |    |     |     |     |
| at Wake Forest*           |     |           |          |          |        |   |    |     |     |     |

\*- ACC games; # - ACC/Big Ten Challenge; !-Continental Tire Las Vegas Classic- Blacksburg, Va.;  
^ - Continental Tire Las Vegas Classic - Las Vegas, Nev.

## 2012-2013 NOTES

Scored nine points and grabbed four rebounds in the season opener against ETSU ... Notched a double-double with 10 points and 12 boards against Rhode Island ... Made it back-to-back double-doubles with 14 points and 10 rebounds against VMI ... Brought down nine rebounds and put up nine points at UNC Greensboro ... Scored nine points and grabbed six rebounds against Iowa ... Tallied six points and six rebounds in the win over Oklahoma State ... Had eight points and grabbed eight rebounds at West Virginia ... Scored a career-high 16 points and grabbed nine rebounds in the overtime win over Bradley ... Brought down five rebounds at BYU ... Grabbed a career-high 13 rebounds and scored eight points in the ACC opener at Maryland ... Scored eight points and brought down six rebounds in the overtime win at Georgia Tech ... Grabbed 13 rebounds and blocked four shots, while also dishing out three assists in the win over Wake Forest ... Scored 10 points and grabbed eight rebounds against No. 14 Miami ... Brought down six rebounds and scored 12 points at North Carolina ... Blocked a career-high five shots, also adding 14 points against Maryland ... Grabbed nine boards and scored nine points against Georgia Tech .... Scored six points and grabbed eight rebounds at Virginia.

## SEASON/CAREER GAME HIGHS

### POINTS

Season 16 vs Bradley (12/22/12)  
Career 16 at Duke (2/25/12), vs BU (12/22/12)  
ACC 16 at Duke (2/25/12)

### MINUTES PLAYED

Season 41 at North Carolina (2/2/13)  
Career 41 at North Carolina (2/2/13)  
ACC 41 at North Carolina (2/2/13)

### FIELD GOALS MADE

Season 7 vs Maryland (2/7/13)  
Career 7 at Duke (2/25/12), vs MD (2/7/13)  
ACC 7 at Duke (2/25/12), vs MD (2/7/13)

### FIELD GOAL ATTEMPTS

Season 13 vs Maryland (2/7/13)  
Career 13 vs Maryland (2/7/13)  
ACC 13 vs Maryland (2/7/13)

### 3-PT FIELD GOALS MADE

Season N/A  
Career N/A  
ACC N/A

### 3-PT FIELD GOAL ATTEMPTS

Season N/A  
Career N/A  
ACC N/A

### FREE THROWS MADE

Season 5 vs Iowa (11/27/12)  
Career 5 vs GT (2/18/12), vs Iowa (11/27/12)  
ACC 5 vs Georgia Tech (2/18/12)

### FREE THROW ATTEMPTS

Season 6 vs Iowa (11/27/12)  
Career 8 vs Georgia Tech (2/18/12)  
ACC 8 vs Georgia Tech (2/18/12)

### REBOUNDS

Season 13 at MD (1/5/13), vs WF (1/19/13)  
Career 13 at MD (1/5/13), vs WF (1/19/13)  
ACC 13 at MD (1/5/13), vs WF (1/19/13)

### ASSISTS

Season 3 vs Wake Forest (1/19/13)  
Career 3 vs Wake Forest (1/19/13)  
ACC 3 vs Wake Forest (1/19/13)

### BLOCKS

Season 5 vs Maryland (2/7/13)  
Career 5 vs UMBC (12/22/09), vs MD (2/7/13)  
ACC 5 vs Maryland (2/7/13)

### STEALS

Season 2 vs Miami (1/30/13)  
Career 3 at Rhode Island (12/7/11)  
ACC 2, 3x, last vs Miami (1/30/13)



## CAREER STATISTICS

| Year          | GP-GS        | Min-Avg.         | FGM-FGA-Pct.        | 3FG-FGA-Pct.    | FTM-FTA-Pct.       | Off.-Def.      | Reb.-Avg.      | A-TO         | Blk       | Stl       | TP-Avg.        |
|---------------|--------------|------------------|---------------------|-----------------|--------------------|----------------|----------------|--------------|-----------|-----------|----------------|
| 09-10         | 21-0         | 165-7.9          | 12-34-.353          | 0-0-.000        | 7-14-.500          | 20-17          | 37-1.8         | 3-6          | 16        | 4         | 31-1.5         |
| 10-11         | 4-0          | 21-5.3           | 1-4-.250            | 0-0-.000        | 0-0-.000           | 1-1            | 2-0.5          | 0-0          | 1         | 0         | 2-0.5          |
| 11-12         | 33-9         | 620-18.8         | 83-161-.516         | 0-0-.000        | 29-56-.518         | 63-67          | 130-3.9        | 13-25        | 25        | 23        | 195-5.9        |
| 12-13         | 24-22        | 598-24.9         | 73-152-.480         | 0-0-.000        | 23-50-.460         | 70-91          | 161-6.7        | 13-33        | 29        | 8         | 169-7.0        |
| <b>Career</b> | <b>82-31</b> | <b>1404-17.1</b> | <b>169-351-.481</b> | <b>0-0-.000</b> | <b>59-120-.492</b> | <b>154-176</b> | <b>330-4.0</b> | <b>29-64</b> | <b>71</b> | <b>35</b> | <b>397-4.8</b> |

# JARELL EDDIE

JUNIOR • FORWARD • 6-7 • 209  
CHARLOTTE, N.C. • THE CANNON SCHOOL

# #31



## SEASON STATISTICS

## SEASON/CAREER GAME HIGHS

| Opponent                  | Min | FG-A-%    | 3FG-A-%   | FT-A-%    | O-D-T  | A | TO | Blk | Stl | Pts |
|---------------------------|-----|-----------|-----------|-----------|--------|---|----|-----|-----|-----|
| EAST TENNESSEE ST.        | 37  | 6-12-.500 | 3-7-.429  | 2-2-1.000 | 1-9-10 | 2 | 3  | 0   | 1   | 17  |
| RHODE ISLAND              | 35  | 4-11-.364 | 1-4-.250  | 0-0-.000  | 1-7-8  | 3 | 2  | 2   | 0   | 9   |
| VMI                       | 28  | 6-11-.545 | 3-6-.500  | 2-2-1.000 | 0-8-8  | 3 | 4  | 1   | 2   | 17  |
| at UNC Greensboro         | 34  | 7-9-.778  | 5-5-1.000 | 9-10-.900 | 0-5-5  | 2 | 2  | 3   | 0   | 28  |
| APPALACHIAN STATE         | 35  | 7-9-.778  | 4-5-.800  | 5-6-.833  | 0-2-2  | 0 | 3  | 1   | 0   | 23  |
| IOWA#                     | 34  | 4-11-.364 | 1-4-.250  | 2-2-1.000 | 0-7-7  | 3 | 2  | 0   | 3   | 11  |
| 15/17 OKLAHOMA STATE      | 34  | 5-14-.357 | 2-5-.400  | 3-3-1.000 | 3-9-12 | 4 | 2  | 1   | 2   | 12  |
| at West Virginia          | 20  | 2-5-.400  | 1-3-.333  | 0-0-.000  | 0-2-2  | 2 | 2  | 1   | 0   | 5   |
| MISSISSIPPI VALLEY STATE! | 26  | 2-7-.290  | 0-0-.000  | 4-7-.571  | 3-7-10 | 0 | 3  | 1   | 0   | 8   |
| GEORGIA SOUTHERN!         | 34  | 6-19-.316 | 3-13-.231 | 6-7-.857  | 4-4-8  | 0 | 2  | 1   | 0   | 21  |
| vs. Bradley^              | 37  | 5-14-.357 | 2-8-.250  | 0-0-.000  | 2-3-5  | 0 | 3  | 0   | 0   | 12  |
| vs. Colorado State^       | 25  | 4-10-.400 | 2-4-.500  | 0-0-.000  | 2-3-5  | 0 | 2  | 1   | 0   | 10  |
| vs. BYU                   | 30  | 5-12-.417 | 1-4-.250  | 6-6-1.000 | 2-5-7  | 2 | 2  | 2   | 0   | 17  |
| at Maryland*              | 30  | 2-12-.167 | 0-6-.000  | 1-1-1.000 | 0-2-2  | 1 | 0  | 0   | 0   | 5   |
| BOSTON COLLEGE*           | 35  | 8-17-.471 | 2-8-.250  | 3-3-1.000 | 2-4-6  | 1 | 5  | 0   | 0   | 21  |
| at Georgia Tech*          | 30  | 3-9-.333  | 1-5-.200  | 2-2-1.000 | 0-7-7  | 1 | 2  | 1   | 0   | 9   |
| WAKE FOREST*              | 36  | 7-11-.636 | 3-4-.750  | 1-3-.333  | 2-7-9  | 0 | 1  | 0   | 0   | 18  |
| VIRGINIA*                 | 30  | 2-11-.182 | 0-3-.000  | 5-7-.714  | 2-7-9  | 2 | 2  | 0   | 0   | 9   |
| at Clemson*               | 36  | 5-11-.455 | 2-5-.400  | 7-8-.875  | 1-1-2  | 0 | 1  | 0   | 1   | 19  |
| 14/15 MIAMI*              | 34  | 4-5-.800  | 3-3-1.000 | 3-3-1.000 | 1-3-4  | 2 | 6  | 0   | 0   | 14  |
| at North Carolina*        | 38  | 6-15-.400 | 2-7-.286  | 1-1-1.000 | 0-4-4  | 1 | 2  | 2   | 1   | 15  |
| MARYLAND*                 | 27  | 1-8-.125  | 0-3-.000  | 0-0-.000  | 1-4-5  | 0 | 1  | 2   | 0   | 2   |
| GEORGIA TECH*             | 12  | 0-6-.000  | 0-4-.000  | 0-0-.000  | 1-2-3  | 1 | 0  | 3   | 0   | 0   |
| at Virginia*              | 14  | 1-7-.143  | 1-5-.200  | 0-0-.000  | 1-2-3  | 0 | 2  | 0   | 0   | 3   |
| at NC State*              |     |           |           |           |        |   |    |     |     |     |
| DUKE*                     |     |           |           |           |        |   |    |     |     |     |
| FLORIDA STATE*            |     |           |           |           |        |   |    |     |     |     |
| at Miami*                 |     |           |           |           |        |   |    |     |     |     |
| CLEMSON*                  |     |           |           |           |        |   |    |     |     |     |
| at Duke*                  |     |           |           |           |        |   |    |     |     |     |
| at Wake Forest*           |     |           |           |           |        |   |    |     |     |     |

### POINTS

|        |                               |
|--------|-------------------------------|
| Season | 28 at UNCG (11/19/12)         |
| Career | 28 at UNCG (11/19/12)         |
| ACC    | 21 vs Boston College (1/9/13) |

### MINUTES PLAYED

|        |                               |
|--------|-------------------------------|
| Season | 38 at North Carolina (2/2/13) |
| Career | 38 at North Carolina (2/2/13) |
| ACC    | 38 at North Carolina (2/2/13) |

### FIELD GOALS MADE

|        |                              |
|--------|------------------------------|
| Season | 8 vs Boston College (1/9/13) |
| Career | 8 vs Boston College (1/9/13) |
| ACC    | 8 vs Boston College (1/9/13) |

### FIELD GOAL ATTEMPTS

|        |                               |
|--------|-------------------------------|
| Season | 19 vs GSU (12/15/12)          |
| Career | 19 vs GSU (12/15/12)          |
| ACC    | 17 vs Boston College (1/9/13) |

### 3-PT FIELD GOALS MADE

|        |   |
|--------|---|
| Season | 5 at UNCG (11/19/12)                    |
| Career | 5 vs NSU (12/11/11), at UNCG (11/19/12) |
| ACC    | 4 at WF (1/7/12), vs UNC (1/19/12)      |

### 3-PT FIELD GOAL ATTEMPTS

|        |                              |
|--------|------------------------------|
| Season | 13 vs GSU (12/15/12)         |
| Career | 13 vs GSU (12/15/12)         |
| ACC    | 8 vs Boston College (1/9/13) |

### FREE THROWS MADE

|        |                        |
|--------|------------------------|
| Season | 9 at UNCG (11/19/12)   |
| Career | 9 at UNCG (11/19/12)   |
| ACC    | 7 at Clemson (1/27/13) |

### FREE THROW ATTEMPTS

|        |                        |
|--------|------------------------|
| Season | 10 at UNCG (11/19/12)  |
| Career | 10 at UNCG (11/19/12)  |
| ACC    | 8 at Clemson (1/27/13) |

### REBOUNDS

|        |                                |
|--------|--------------------------------|
| Season | 12 vs Oklahoma State (12/1/12) |
| Career | 14 vs BYU (1/25/12)            |
| ACC    | 10 at Virginia (1/22/12)       |

### ASSISTS

|        |  |
|--------|--|
| Season | 4 vs Oklahoma State (12/1/12)              |
| Career | 5 vs Syracuse (11/23/11), vs BYU (1/25/12) |
| ACC    | 4 vs Georgia Tech (2/18/12)                |

### BLOCKS

|        |                                      |
|--------|--------------------------------------|
| Season | 3 at UNCG (11/19/12), vs GT (2/9/13) |
| Career | 3, 3x, last vs Georgia Tech (2/9/13) |
| ACC    | 3 vs Georgia Tech (2/9/13)           |

### STEALS

|        |                                 |
|--------|---------------------------------|
| Season | 3 vs Iowa (11/27/12)            |
| Career | 3 vs Iowa (11/27/12)            |
| ACC    | 2 at BC (1/14), vs GT (2/18/12) |



\*- ACC games; # - ACC/Big Ten Challenge; !-Continental Tire Las Vegas Classic- Blacksburg, Va.;  
^ - Continental Tire Las Vegas Classic - Las Vegas, Nev.

## 2012-2013 NOTES

Began the season with a double-double, scoring 17 points and grabbing 10 rebounds against ETSU ... Scored nine points and brought down eight rebounds against Rhode Island ... Put up 17 points and grabbed eight boards against VMI ... Notched a new career high after going a perfect 5-for-5 from beyond the arc and 9-for-10 from the free throw line to score 28 at UNC Greensboro ... Put up 23 points in the win over Appalachian State ... Scored 11 points and grabbed seven rebounds, also adding three steals against Iowa ... Earned a double-double with 12 points and 12 boards, also adding four assists against Oklahoma State ... Brought down 10 rebounds and added eight points against Mississippi Valley State ... Scored 21 points and brought down eight rebounds against Georgia Southern ... Scored 12 points and brought down five rebounds in the overtime win over Bradley ... Put up 10 points and brought down five rebounds against Colorado State ... Led the team with 17 points, also adding seven rebounds at BYU ... Scored 21 points and added six rebounds against Boston College ... Tallied nine points and seven boards in the overtime win at Georgia Tech ... Neared a double-double with 18 points and nine boards in the win over Wake Forest ... Scored nine points and brought down nine rebounds against Virginia ... Put up 19 points at Clemson ... Missed just one shot on the night en-route to a 14-point effort against No. 14 Miami ... Scored 15 points and blocked two shots at North Carolina.

## CAREER STATISTICS

| Year          | GP-GS        | Min-Avg.         | FGM-FGA-Pct.        | 3FG-FGA-Pct.        | FTM-FTA-Pct.        | Off.-Def.     | Reb-Avg.       | A-TO          | Blk       | Stl       | TP-Avg.        |
|---------------|--------------|------------------|---------------------|---------------------|---------------------|---------------|----------------|---------------|-----------|-----------|----------------|
| 10-11         | 27-0         | 295-10.9         | 25-68-.368          | 7-32-.819           | 22-32-.688          | 18-41         | 59-2.2         | 13-17         | 9         | 4         | 79-2.9         |
| 11-12         | 31-30        | 853-27.5         | 91-209-.435         | 52-116-.448         | 55-64-.859          | 17-140        | 157-5.1        | 44-45         | 14        | 16        | 289-9.3        |
| 12-13         | 24-23        | 732-30.5         | 102-256-.398        | 42-123-.341         | 62-73-.849          | 29-114        | 143-6.0        | 30-54         | 22        | 10        | 308-12.8       |
| <b>Career</b> | <b>84-55</b> | <b>1927-22.9</b> | <b>220-543-.405</b> | <b>103-277-.372</b> | <b>143-173-.827</b> | <b>64-297</b> | <b>361-4.3</b> | <b>89-118</b> | <b>45</b> | <b>31</b> | <b>686-8.2</b> |

# ROBERT BROWN

SOPHOMORE • GUARD • 6-5 • 190  
CLERMONT, FLA. • HARGRAVE MIL. ACAD.

# #1



## SEASON STATISTICS

| Opponent                  | Min | FG-A-%    | 3FG-A-%  | FT-A-%    | O-D-T | A | TO | Blk | Stl | Pts |
|---------------------------|-----|-----------|----------|-----------|-------|---|----|-----|-----|-----|
| EAST TENNESSEE ST.        | 32  | 6-12-.500 | 4-7-.571 | 0-2-.000  | 0-2-2 | 5 | 1  | 0   | 1   | 16  |
| RHODE ISLAND              | 32  | 5-12-.417 | 1-4-.250 | 1-2-.500  | 0-4-4 | 4 | 2  | 1   | 1   | 12  |
| VMI                       | 24  | 4-12-.333 | 2-6-.333 | 1-2-.500  | 0-4-4 | 4 | 4  | 0   | 0   | 11  |
| at UNC Greensboro         | 30  | 3-7-.429  | 3-5-.600 | 1-2-.500  | 0-2-2 | 3 | 2  | 1   | 0   | 10  |
| APPALACHIAN STATE         | 25  | 2-8-.250  | 0-3-.000 | 5-6-.833  | 0-2-2 | 6 | 3  | 1   | 1   | 9   |
| IOWA#                     | 38  | 6-8-.750  | 1-2-.500 | 5-5-1.000 | 0-0-0 | 2 | 1  | 1   | 1   | 18  |
| 15/17 OKLAHOMA STATE      | 31  | 7-15-.467 | 0-1-.000 | 4-7-.571  | 2-4-6 | 0 | 1  | 1   | 1   | 18  |
| at West Virginia          | 38  | 9-19-.473 | 2-7-.286 | 1-1-1.000 | 0-3-3 | 1 | 3  | 2   | 0   | 21  |
| MISSISSIPPI VALLEY STATE! | 23  | 2-9-.222  | 0-2-.000 | 0-0-.000  | 2-2-4 | 2 | 1  | 0   | 1   | 4   |
| GEORGIA SOUTHERN!         | 25  | 1-7-.142  | 1-4-.250 | 1-2-.500  | 1-1-2 | 2 | 3  | 0   | 1   | 4   |
| vs. Bradley^              | 31  | 1-6-.167  | 0-3-.000 | 0-0-.000  | 0-2-2 | 4 | 4  | 0   | 1   | 2   |
| vs. Colorado State^       | 21  | 0-8-.000  | 0-3-.000 | 0-2-.000  | 1-2-3 | 0 | 3  | 0   | 0   | 0   |
| vs. BYU                   | 28  | 5-12-.417 | 0-4-.000 | 3-4-.750  | 0-5-5 | 1 | 2  | 0   | 1   | 13  |
| at Maryland*              | 33  | 4-15-.267 | 1-6-.167 | 2-4-.500  | 0-2-2 | 1 | 4  | 0   | 0   | 11  |
| BOSTON COLLEGE*           |     | -- DNP -- |          |           |       |   |    |     |     |     |
| at Georgia Tech*          | 32  | 2-11-.182 | 0-2-.000 | 6-6-1.000 | 1-2-3 | 3 | 2  | 0   | 0   | 10  |
| WAKE FOREST*              | 23  | 2-11-.189 | 0-5-.000 | 0-1-.000  | 0-0-0 | 3 | 2  | 0   | 1   | 4   |
| VIRGINIA*                 | 24  | 0-3-.000  | 0-2-.000 | 0-0-.000  | 0-1-1 | 0 | 1  | 0   | 0   | 0   |
| at Clemson*               | 26  | 4-13-.305 | 0-3-.000 | 1-2-.500  | 1-3-4 | 2 | 1  | 0   | 0   | 9   |
| 14/15 MIAMI*              | 32  | 3-5-.600  | 2-3-.667 | 0-0-.000  | 1-0-1 | 4 | 3  | 0   | 1   | 8   |
| at North Carolina*        | 38  | 3-12-.250 | 0-2-.000 | 4-5-.800  | 0-3-3 | 1 | 5  | 0   | 1   | 10  |
| MARYLAND*                 | 33  | 1-9-.111  | 0-3-.000 | 0-0-.000  | 0-3-3 | 4 | 4  | 0   | 1   | 2   |
| GEORGIA TECH*             | 39  | 4-16-.250 | 2-5-.200 | 0-1-.000  | 0-3-3 | 2 | 4  | 0   | 0   | 10  |
| at Virginia*              | 18  | 1-5-.200  | 0-3-.000 | 0-1-.000  | 1-0-1 | 1 | 0  | 0   | 0   | 2   |
| at NC State*              |     |           |          |           |       |   |    |     |     |     |
| DUKE*                     |     |           |          |           |       |   |    |     |     |     |
| FLORIDA STATE*            |     |           |          |           |       |   |    |     |     |     |
| at Miami*                 |     |           |          |           |       |   |    |     |     |     |
| CLEMSON*                  |     |           |          |           |       |   |    |     |     |     |
| at Duke*                  |     |           |          |           |       |   |    |     |     |     |
| at Wake Forest*           |     |           |          |           |       |   |    |     |     |     |

\*- ACC games; # - ACC/Big Ten Challenge; !-Continental Tire Las Vegas Classic- Blacksburg, Va.;  
^ - Continental Tire Las Vegas Classic - Las Vegas, Nev.

## 2012-2013 NOTES

Dropped 15 points and dished out five assists in the season opener against ETSU ... Scored 12 points and added four assists and four boards against Rhode Island ... Made it three straight games with double-digit scoring after scoring 11 points and dishing out four assists against VMI ... Continued his double-digit scoring streak with 10 points at UNC Greensboro ... Dished out a career-high six assists and added nine points against Appalachian State ... Tallied 18 points in the win over Iowa ... Matched a career high with six rebounds, also scoring six points in the win over Oklahoma State ... Had a career-high 21 points and two blocks at West Virginia ... Scored 13 points and brought down five rebounds at BYU ... Scored 11 points in the ACC opener at Maryland ... Tallied 10 points, going a perfect 6-for-6 from the line, and three assists in the overtime win at Georgia Tech ... Was limited to just four points, but hit the game-winning shot to lift the Hokies past Wake Forest ... Scored nine points and grabbed four rebounds at Clemson ... Scored eight points and dished out four assists against No. 14 Miami ... Scored 10 points at North Carolina ... Scored 10 points against Georgia Tech.

## SEASON/CAREER GAME HIGHS

### POINTS

|        |                                |
|--------|--------------------------------|
| Season | 21 at WVU (12/8/12)            |
| Career | 21 at WVU (12/8/12)            |
| ACC    | 12 vs North Carolina (1/19/12) |

### MINUTES PLAYED

|        |                             |
|--------|-----------------------------|
| Season | 39 vs Georgia Tech (2/9/13) |
| Career | 39 vs Georgia Tech (2/9/13) |
| ACC    | 39 vs Georgia Tech (2/9/13) |

### FIELD GOALS MADE

|        |                               |
|--------|-------------------------------|
| Season | 9 at WVU (12/8/12)            |
| Career | 9 at WVU (12/8/12)            |
| ACC    | 5 vs North Carolina (1/19/12) |

### FIELD GOAL ATTEMPTS

|        |                             |
|--------|-----------------------------|
| Season | 19 at WVU (12/8/12)         |
| Career | 19 at WVU (12/8/12)         |
| ACC    | 16 vs Georgia Tech (2/9/13) |

### 3-PT FIELD GOALS MADE

|        |                                      |
|--------|--------------------------------------|
| Season | 4 vs ETSU (11/10/12)                 |
| Career | 4 vs ETSU (11/10/12)                 |
| ACC    | 2, 6x, last vs Georgia Tech (2/9/13) |

### 3-PT FIELD GOAL ATTEMPTS

|        |  |
|--------|--|
| Season | 7 vs ETSU (11/10/12), at WVU (12/8/12) |
| Career | 10 vs Kansas State (12/4/11)           |
| ACC    | 7 vs North Carolina (1/19/12)          |

### FREE THROWS MADE

|        |   |
|--------|---|
| Season | 6 at Georgia Tech (1/12/13)               |
| Career | 6 vs Monmouth (11/14/11), at GT (1/12/13) |
| ACC    | 6 at Georgia Tech (1/12/13)               |

### FREE THROW ATTEMPTS

|        |                               |
|--------|-------------------------------|
| Season | 7 vs Oklahoma State (12/1/12) |
| Career | 7 vs Oklahoma State (12/1/12) |
| ACC    | 6 at Georgia Tech (1/12/13)   |

### REBOUNDS

|        |                                       |
|--------|---------------------------------------|
| Season | 6 vs Oklahoma State (12/1/12)         |
| Career | 6 vs BC (2/12/12), vs Ok St (12/1/12) |
| ACC    | 6 vs Boston College (2/12/12)         |

### ASSISTS

|        |                            |
|--------|----------------------------|
| Season | 6 vs App. State (11/23/12) |
| Career | 6 vs App. State (11/23/12) |
| ACC    | 5 at Virginia (1/22/12)    |

### BLOCKS

|        |                                  |
|--------|----------------------------------|
| Season | 2 at WVU (12/8/12)               |
| Career | 2 at WVU (12/8/12)               |
| ACC    | 1, 4x, last vs NC State (3/4/12) |

### STEALS

|        |                                      |
|--------|--------------------------------------|
| Season | 1, 13x, last vs Maryland (2/7/13)    |
| Career | 2, 6x, last at Clemson (3/1/12)      |
| ACC    | 2 at UVa (1/22), at Clemson (3/1/12) |



## CAREER STATISTICS

| Year          | GP-GS        | Min-Avg.         | FGM-FGA-Pct.        | 3FG-FGA-Pct.       | FTM-FTA-Pct.       | Off.-Def.     | Reb-Avg.       | A-TO           | Blk       | Stl       | TP-Avg.        |
|---------------|--------------|------------------|---------------------|--------------------|--------------------|---------------|----------------|----------------|-----------|-----------|----------------|
| 11-12         | 31-4         | 684-22.1         | 73-206-.354         | 33-105-.314        | 26-42-.619         | 12-46         | 58-1.9         | 60-43          | 11        | 24        | 205-6.6        |
| 12-13         | 23-20        | 670-29.1         | 75-235-.319         | 19-85-.224         | 35-55-.636         | 10-50         | 60-2.6         | 55-56          | 7         | 13        | 204-8.9        |
| <b>Career</b> | <b>56-24</b> | <b>1406-25.1</b> | <b>155-456-.340</b> | <b>55-198-.278</b> | <b>63-100-.630</b> | <b>23-105</b> | <b>128-2.3</b> | <b>119-105</b> | <b>18</b> | <b>38</b> | <b>428-7.6</b> |



# C.J. BARKSDALE

SOPHOMORE • FORWARD • 6-8 • 232  
DANVILLE, VA. • HARGRAVE MIL. ACAD.

# #42



## SEASON STATISTICS

## SEASON/CAREER GAME HIGHS

| Opponent                  | Min | FG-A-%    | 3FG-A-%  | FT-A-%    | O-D-T  | A | TO | Blk | Stl | Pts |
|---------------------------|-----|-----------|----------|-----------|--------|---|----|-----|-----|-----|
| EAST TENNESSEE ST.        | 17  | 0-1-0.00  | 0-0-0.00 | 0-0-0.00  | 0-3-3  | 1 | 2  | 0   | 0   | 0   |
| RHODE ISLAND              | 12  | 1-3-33.3  | 0-0-0.00 | 0-0-0.00  | 0-1-1  | 1 | 0  | 0   | 0   | 2   |
| VMI                       | 25  | 4-8-50.0  | 0-0-0.00 | 3-4-75.0  | 1-5-6  | 1 | 0  | 0   | 0   | 11  |
| at UNC Greensboro         | 22  | 1-4-25.0  | 0-0-0.00 | 3-4-75.0  | 1-5-6  | 1 | 2  | 2   | 0   | 5   |
| APPALACHIAN STATE         | 25  | 3-5-60.0  | 0-0-0.00 | 4-4-100.0 | 3-4-7  | 2 | 1  | 0   | 2   | 10  |
| IOWA#                     | 24  | 5-7-71.4  | 0-0-0.00 | 1-1-100.0 | 2-5-7  | 0 | 0  | 1   | 0   | 11  |
| 15/17 OKLAHOMA STATE      | 13  | 0-1-0.00  | 0-0-0.00 | 0-0-0.00  | 0-1-1  | 2 | 0  | 0   | 1   | 0   |
| at West Virginia          | 33  | 3-4-75.0  | 0-0-0.00 | 0-0-0.00  | 3-5-8  | 0 | 1  | 3   | 0   | 6   |
| MISSISSIPPI VALLEY STATE! | 19  | 2-5-60.0  | 0-0-0.00 | 0-0-0.00  | 1-2-3  | 1 | 0  | 1   | 0   | 6   |
| GEORGIA SOUTHERN!         | 34  | 5-8-62.5  | 0-0-0.00 | 0-0-0.00  | 5-4-9  | 0 | 1  | 2   | 1   | 10  |
| vs. Bradley^              | 18  | 0-1-0.00  | 0-0-0.00 | 0-0-0.00  | 0-1-1  | 0 | 1  | 0   | 0   | 0   |
| vs. Colorado State^       | 20  | 2-4-50.0  | 0-0-0.00 | 0-2-0.00  | 3-2-5  | 0 | 0  | 0   | 0   | 4   |
| vs. BYU                   | 8   | 1-1-100.0 | 0-0-0.00 | 0-0-0.00  | 0-0-0  | 0 | 1  | 1   | 0   | 0   |
| at Maryland*              |     | -- DNP -- |          |           |        |   |    |     |     |     |
| BOSTON COLLEGE*           | 16  | 2-5-40.0  | 0-0-0.00 | 2-2-100.0 | 2-2-4  | 0 | 2  | 0   | 0   | 6   |
| at Georgia Tech*          | 33  | 4-5-80.0  | 0-0-0.00 | 3-5-60.0  | 2-8-10 | 0 | 1  | 1   | 0   | 11  |
| WAKE FOREST*              | 17  | 2-3-66.7  | 0-0-0.00 | 0-0-0.00  | 1-4-5  | 2 | 1  | 0   | 0   | 4   |
| VIRGINIA*                 | 26  | 1-1-100.0 | 0-0-0.00 | 0-0-0.00  | 1-2-3  | 2 | 2  | 0   | 0   | 2   |
| at Clemson*               | 25  | 2-6-33.3  | 0-0-0.00 | 1-2-50.0  | 4-2-6  | 0 | 0  | 0   | 0   | 5   |
| 14/15 MIAMI*              | 25  | 0-4-0.00  | 0-0-0.00 | 0-0-0.00  | 0-2-2  | 0 | 0  | 1   | 0   | 0   |
| at North Carolina*        | 19  | 0-0-0.00  | 0-0-0.00 | 0-0-0.00  | 0-4-4  | 1 | 1  | 0   | 0   | 0   |
| MARYLAND*                 | 26  | 2-6-33.3  | 0-0-0.00 | 1-2-50.0  | 3-2-5  | 0 | 0  | 0   | 0   | 5   |
| GEORGIA TECH*             | 24  | 0-2-0.00  | 0-0-0.00 | 1-2-50.0  | 1-3-4  | 0 | 0  | 0   | 0   | 1   |
| at Virginia*              | 16  | 1-2-50.0  | 0-0-0.00 | 0-0-0.00  | 0-4-4  | 0 | 2  | 0   | 1   | 2   |
| at NC State*              |     |           |          |           |        |   |    |     |     |     |
| DUKE*                     |     |           |          |           |        |   |    |     |     |     |
| FLORIDA STATE*            |     |           |          |           |        |   |    |     |     |     |
| at Miami*                 |     |           |          |           |        |   |    |     |     |     |
| CLEMSON*                  |     |           |          |           |        |   |    |     |     |     |
| at Duke*                  |     |           |          |           |        |   |    |     |     |     |
| at Wake Forest*           |     |           |          |           |        |   |    |     |     |     |

### POINTS

|        |  |
|--------|--|
| Season | 11, 3x, last at Georgia Tech (1/12/13) |
| Career | 11, 3x, last at Georgia Tech (1/12/13) |
| ACC    | 11 at Georgia Tech (1/12/13)           |

### MINUTES PLAYED

|        |                              |
|--------|------------------------------|
| Season | 34 vs GSU (12/15/12)         |
| Career | 34 vs GSU (12/15/12)         |
| ACC    | 33 at Georgia Tech (1/12/13) |

### FIELD GOALS MADE

|        |   |
|--------|---|
| Season | 5 vs Iowa (11/27/12), vs GSU (12/15/12) |
| Career | 5 vs Iowa (11/27/12), vs GSU (12/15/12) |
| ACC    | 3 vs Georgia Tech (2/18/12)             |

### FIELD GOAL ATTEMPTS

|        |  |
|--------|--|
| Season | 8 vs VMI (11/15/12), vs GSU (12/15/12) |
| Career | 8, 3x, last vs GSU (12/15/12)          |
| ACC    | 8 vs Florida State (1/10/12)           |

### 3-PT FIELD GOALS MADE

|        |     |
|--------|-----|
| Season | N/A |
| Career | N/A |
| ACC    | N/A |

### 3-PT FIELD GOAL ATTEMPTS

|        |     |
|--------|-----|
| Season | N/A |
| Career | N/A |
| ACC    | N/A |

### FREE THROWS MADE

|        |                                      |
|--------|--------------------------------------|
| Season | 4 vs App. State (11/23/12)           |
| Career | 4, 3x, last vs App. State (11/23/12) |
| ACC    | 4 at Boston College (1/14/12)        |

### FREE THROW ATTEMPTS

|        |                               |
|--------|-------------------------------|
| Season | 5 at Georgia Tech (1/12/13)   |
| Career | 6 at Boston College (1/14/12) |
| ACC    | 6 at Boston College (1/14/12) |

### REBOUNDS

|        |                                       |
|--------|---------------------------------------|
| Season | 10 at Georgia Tech (1/12/13)          |
| Career | 10 vs EMU (12/22/11), at GT (1/12/13) |
| ACC    | 10 at Georgia Tech (1/12/13)          |

### ASSISTS

|        |                                     |
|--------|-------------------------------------|
| Season | 2, 4x, last vs Virginia (1/24/13)   |
| Career | 2, 6x, last vs Virginia (1/24/13)   |
| ACC    | 2 vs WF (1/19/13), vs UVA (1/24/13) |

### BLOCKS

|        |                                       |
|--------|---------------------------------------|
| Season | 3 at WVU (12/8/12)                    |
| Career | 3 at WVU (12/8/12)                    |
| ACC    | 1 at GT (1/12/13), vs Miami (1/30/13) |

### STEALS

|        |                                      |
|--------|--------------------------------------|
| Season | 2 vs App. State (11/23/12)           |
| Career | 2, 3x, last vs App. State (11/23/12) |
| ACC    | 2 vs Florida State (1/10/12)         |



## 2012-2013 NOTES

Grabbed three rebounds in the season opener against ETSU ... Scored in double figures for the first time in his career with 11 point, also bringing down six rebounds against VMI ... Grabbed six boards and scored five points, also blocking two shots at UNC Greensboro ... Scored 10 points and brought down seven rebounds against Appalachian State ... Put up 11 points and grabbed seven boards in the win over Iowa ... Had a career-high three blocks, also adding six points and eight boards at West Virginia ... Neared a double-double with 10 points and nine boards against Georgia Southern ... Grabbed five rebounds against Colorado State ... Scored six points and grabbed four rebounds against Boston College ... Recorded his first career double-double with 11 points and 10 rebounds in the overtime win at Georgia Tech ... Grabbed five rebounds and scored four points in the win over Wake Forest ... Brought down six rebounds and scored five points at Clemson ... Brought down four rebounds at North Carolina ... Had five points and five rebounds against Maryland.

## CAREER STATISTICS

| Year          | GP-GS        | Min-Avg.        | FGM-FGA-Pct.       | 3FG-FGA-Pct.    | FTM-FTA-Pct.      | Off.-Def.     | Reb-Avg.       | A-TO         | Blk       | Stl       | TP-Avg.        |
|---------------|--------------|-----------------|--------------------|-----------------|-------------------|---------------|----------------|--------------|-----------|-----------|----------------|
| 11-12         | 30-1         | 356-11.9        | 30-68-.441         | 0-0-0.00        | 27-36-.750        | 37-44         | 81-2.7         | 9-12         | 8         | 8         | 87-2.9         |
| 12-13         | 23-22        | 490-21.3        | 42-86-.488         | 0-0-0.00        | 19-28-.679        | 33-71         | 104-4.5        | 14-18        | 12        | 5         | 103-4.5        |
| <b>Career</b> | <b>55-23</b> | <b>869-15.8</b> | <b>72-158-.456</b> | <b>0-0-0.00</b> | <b>46-64-.719</b> | <b>72-118</b> | <b>190-3.5</b> | <b>23-32</b> | <b>20</b> | <b>13</b> | <b>190-3.5</b> |

# MARQUIS RANKIN

SOPHOMORE • GUARD • 6-1 • 165  
CHARLOTTE, N.C. • HARGRAVE MIL. ACAD.

# #10



## SEASON STATISTICS

## SEASON/CAREER GAME HIGHS

| Opponent                  | Min | FG-A-%      | 3FG-A-%   | FT-A-%    | O-D-T | A | TO | Blk | Stl | Pts |
|---------------------------|-----|-------------|-----------|-----------|-------|---|----|-----|-----|-----|
| EAST TENNESSEE ST.        |     | --- DNP --- |           |           |       |   |    |     |     |     |
| RHODE ISLAND              |     | --- DNP --- |           |           |       |   |    |     |     |     |
| VMI                       | 3   | 0-0-0.000   | 0-0-0.000 | 0-0-0.000 | 0-0-0 | 0 | 2  | 0   | 0   | 0   |
| at UNC Greensboro         | 8   | 1-1-1.000   | 0-0-0.000 | 0-0-0.000 | 0-0-0 | 0 | 0  | 0   | 0   | 2   |
| APPALACHIAN STATE         | 20  | 0-1-0.000   | 0-1-0.000 | 0-2-0.000 | 0-0-0 | 2 | 0  | 0   | 1   | 0   |
| IOWA#                     | 8   | 2-3-333     | 1-2-500   | 0-0-0.000 | 0-0-0 | 2 | 1  | 0   | 0   | 5   |
| 15/17 OKLAHOMA STATE      | 20  | 0-1-0.000   | 0-1-0.000 | 0-0-0.000 | 0-0-0 | 0 | 3  | 0   | 0   | 0   |
| at West Virginia          | 25  | 0-5-0.000   | 0-2-0.000 | 0-0-0.000 | 0-4-4 | 2 | 0  | 0   | 0   | 0   |
| MISSISSIPPI VALLEY STATE! | 19  | 3-4-750     | 1-1-1.000 | 3-3-1.000 | 0-2-2 | 1 | 1  | 1   | 1   | 10  |
| GEORGIA SOUTHERN!         | 21  | 2-5-400     | 1-3-333   | 0-0-0.000 | 2-0-2 | 0 | 0  | 0   | 0   | 5   |
| vs. Bradley^              | 24  | 0-1-0.000   | 0-0-0.000 | 0-0-0.000 | 0-1-1 | 1 | 3  | 0   | 1   | 0   |
| vs. Colorado State^       | 23  | 1-4-250     | 1-4-250   | 0-0-0.000 | 0-0-0 | 1 | 0  | 0   | 0   | 3   |
| vs. BYU                   | 14  | 0-2-0.000   | 0-2-0.000 | 2-2-1.000 | 0-0-0 | 0 | 0  | 0   | 0   | 2   |
| at Maryland*              | 24  | 1-5-200     | 1-3-333   | 0-0-0.000 | 1-2-3 | 3 | 1  | 0   | 3   | 3   |
| BOSTON COLLEGE*           | 30  | 1-3-333     | 1-1-1.000 | 1-2-500   | 0-2-2 | 1 | 2  | 0   | 0   | 4   |
| at Georgia Tech*          | 24  | 0-1-0.000   | 0-0-0.000 | 0-0-0.000 | 1-2-3 | 2 | 1  | 0   | 2   | 0   |
| WAKE FOREST*              | 24  | 1-2-500     | 0-1-0.000 | 0-0-0.000 | 0-0-0 | 1 | 0  | 0   | 2   | 2   |
| VIRGINIA*                 | 25  | 2-4-500     | 2-3-667   | 0-0-0.000 | 0-0-0 | 0 | 1  | 0   | 3   | 6   |
| at Clemson*               | 17  | 2-4-500     | 2-3-667   | 1-2-500   | 0-1-1 | 0 | 1  | 0   | 0   | 7   |
| 14/15 MIAMI*              | 21  | 0-5-0.000   | 0-4-0.000 | 0-0-0.000 | 1-1-2 | 2 | 2  | 0   | 0   | 0   |
| at North Carolina*        | 20  | 1-2-500     | 0-0-0.000 | 0-0-0.000 | 0-2-2 | 2 | 1  | 0   | 3   | 2   |
| MARYLAND*                 |     | -- DNP --   |           |           |       |   |    |     |     |     |
| GEORGIA TECH*             | 10  | 0-0-0.000   | 0-0-0.000 | 0-0-0.000 | 0-2-2 | 0 | 1  | 0   | 0   | 0   |
| at Virginia*              | 20  | 2-4-500     | 1-3-333   | 0-2-0.000 | 0-0-0 | 1 | 1  | 0   | 0   | 5   |
| at NC State*              |     |             |           |           |       |   |    |     |     |     |
| DUKE*                     |     |             |           |           |       |   |    |     |     |     |
| FLORIDA STATE*            |     |             |           |           |       |   |    |     |     |     |
| at Miami*                 |     |             |           |           |       |   |    |     |     |     |
| CLEMSON*                  |     |             |           |           |       |   |    |     |     |     |
| at Duke*                  |     |             |           |           |       |   |    |     |     |     |
| at Wake Forest*           |     |             |           |           |       |   |    |     |     |     |

### POINTS

|        |                                   |
|--------|-----------------------------------|
| Season | 10 vs MVSU (12/10/12)             |
| Career | 10 vs MVSU (12/10/12)             |
| ACC    | 8, 3x, last vs Virginia (2/21/12) |

### MINUTES PLAYED

|        |                               |
|--------|-------------------------------|
| Season | 30 vs Boston College (1/9/13) |
| Career | 30 vs Boston College (1/9/13) |
| ACC    | 30 vs Boston College (1/9/13) |

### FIELD GOALS MADE

|        |                                      |
|--------|--------------------------------------|
| Season | 3 vs MVSU (12/10/12)                 |
| Career | 3, 3x, last vs MVSU (12/10/12)       |
| ACC    | 3 vs Duke (2/2), vs Clemson (2/4/12) |

### FIELD GOAL ATTEMPTS

|        |                                |
|--------|--------------------------------|
| Season | 5, 4x, last vs Miami (1/30/13) |
| Career | 8 at Boston College (1/14/12)  |
| ACC    | 8 at Boston College (1/14/12)  |

### 3-PT FIELD GOALS MADE

|        |  |
|--------|--|
| Season | 2 vs UVa (1/24/13), at Clemson (1/27/13) |
| Career | 2, 5x, last at Clemson (1/27/13)         |
| ACC    | 2, 4x, last at Clemson (1/27/13)         |

### 3-PT FIELD GOAL ATTEMPTS

|        |   |
|--------|---|
| Season | 4 vs CSU (12/23/12), vs Miami (1/30/13) |
| Career | 4 vs CSU (12/23/12), vs Miami (1/30/13) |
| ACC    | 4 vs Miami (1/30/13)                    |

### FREE THROWS MADE

|        |                               |
|--------|-------------------------------|
| Season | 3 vs MVSU (12/10/12)          |
| Career | 4 at Boston College (1/14/12) |
| ACC    | 4 at Boston College (1/14/12) |

### FREE THROW ATTEMPTS

|        |                               |
|--------|-------------------------------|
| Season | 3 vs MVSU (12/10/12)          |
| Career | 4 at Boston College (1/14/12) |
| ACC    | 4 at Boston College (1/14/12) |

### REBOUNDS

|        |                                   |
|--------|-----------------------------------|
| Season | 4 at WVU (12/8/12)                |
| Career | 4, 3x, last at WVU (12/8/12)      |
| ACC    | 4 at BC (1/14), at Miami (2/9/12) |

### ASSISTS

|        |                                  |
|--------|----------------------------------|
| Season | 3 at Maryland (1/5/13)           |
| Career | 4 vs North Florida (12/19/11)    |
| ACC    | 3, 3x, last at Maryland (1/5/13) |

### BLOCKS

|        |                                |
|--------|--------------------------------|
| Season | 1 vs MVSU (12/10/12)           |
| Career | 1, 3x, last vs MVSU (12/10/12) |
| ACC    | 1 vs Florida State (1/10/12)   |

### STEALS

|        |  |
|--------|--|
| Season | 3, 3x, last at North Carolina (2/2/13) |
| Career | 3, 3x, last at North Carolina (2/2/13) |
| ACC    | 3, 3x, last at North Carolina (2/2/13) |



\*- ACC games; # - ACC/Big Ten Challenge; !- Continental Tire Las Vegas Classic- Blacksburg, Va.;  
^ - Continental Tire Las Vegas Classic - Las Vegas, Nev.

## 2012-2013 NOTES

Missed the ETSU game due to family matters ... Made season debut against VMI ... Scored first points of the season, making a basket at UNC Greensboro ... Had two assists against Appalachian State ... Scored five points in eight minutes of action against Iowa ... Grabbed four rebounds at West Virginia ... Scored a career-high ten points against Mississippi Valley State ... Had five points and two rebounds against Georgia Southern ... Tallied three steals and three assists in the ACC opener at Maryland ... Grabbed three rebounds and dished out two assists in the overtime win at Georgia Tech ... Had three steals and added six points against Virginia ... Scored seven points at Clemson ... Had three steals and two assists at North Carolina ... Scored five points at Virginia.


## CAREER STATISTICS

| Year          | GP-GS        | Min-Avg.        | FGM-FGA-Pct.       | 3FG-FGA-Pct.      | FTM-FTA-Pct.      | Off.-Def.    | Reb-Avg.      | A-TO         | Blk      | Stl       | TP-Avg.        |
|---------------|--------------|-----------------|--------------------|-------------------|-------------------|--------------|---------------|--------------|----------|-----------|----------------|
| 11-12         | 23-6         | 317-13.8        | 22-65-.338         | 9-23-.391         | 8-13-.615         | 7-19         | 26-1.1        | 26-27        | 3        | 10        | 61-2.7         |
| 12-13         | 21-4         | 395-18.8        | 19-57-.333         | 11-34-.324        | 7-13-.538         | 5-19         | 24-1.1        | 21-21        | 1        | 16        | 56-2.7         |
| <b>Career</b> | <b>45-10</b> | <b>719-16.0</b> | <b>41-122-.336</b> | <b>20-57-.351</b> | <b>15-26-.577</b> | <b>12-38</b> | <b>50-1.1</b> | <b>48-49</b> | <b>4</b> | <b>26</b> | <b>117-2.6</b> |

# WILL JOHNSTON

SOPHOMORE • GUARD • 6-3 • 185  
MIDLOTHIAN, VA. • MIDLOTHIAN

# #25



## SEASON STATISTICS

| Opponent                                 | Min | FG-A-%    | 3FG-A-%   | FT-A-%   | O-D-T | A | TO | Blk | Stl | Pts |
|--|-----|-----------|-----------|----------|-------|---|----|-----|-----|-----|
| EAST TENNESSEE ST.                       | 13  | 1-3-.333  | 1-3-.333  | 0-0-.000 | 0-0-0 | 2 | 0  | 0   | 1   | 3   |
| RHODE ISLAND                             | 11  | 1-1-1.000 | 1-1-1.000 | 0-0-.000 | 0-1-1 | 0 | 0  | 0   | 1   | 3   |
| VMI                                      | 19  | 3-6-.500  | 3-6-.500  | 0-0-.000 | 0-0-0 | 0 | 0  | 0   | 0   | 9   |
| at UNC Greensboro                        | 10  | 3-3-1.000 | 3-3-1.000 | 0-0-.000 | 0-0-0 | 0 | 0  | 0   | 0   | 9   |
| APPALACHIAN STATE                        | 4   | 0-0-.000  | 0-0-.000  | 0-0-.000 | 0-0-0 | 0 | 0  | 0   | 0   | 0   |
| IOWA#                                    | 2   | 1-1-1.000 | 1-1-1.000 | 0-0-.000 | 0-0-0 | 0 | 0  | 0   | 0   | 3   |
| 15/17 OKLAHOMA STATE<br>at West Virginia | 10  | 0-1-.000  | 0-1-.000  | 0-0-.000 | 0-0-0 | 1 | 0  | 0   | 0   | 0   |
| MISSISSIPPI VALLEY STATE!                | 8   | 0-2-.000  | 0-2-.000  | 0-0-.000 | 0-1-1 | 0 | 1  | 0   | 0   | 0   |
| GEORGIA SOUTHERN!<br>vs. Bradley^        | 4   | 0-0-.000  | 0-0-.000  | 0-0-.000 | 0-0-0 | 0 | 0  | 0   | 0   | 0   |
| vs. Colorado State^                      | 10  | 1-1-1.000 | 1-1-1.000 | 1-2-.500 | 1-0-1 | 0 | 0  | 0   | 0   | 4   |
| vs. BYU                                  | 16  | 1-5-.200  | 1-5-.200  | 3-4-.750 | 0-1-1 | 0 | 1  | 0   | 1   | 6   |
| at Maryland*                             | 10  | 0-1-.000  | 0-1-.000  | 0-0-.000 | 0-0-0 | 0 | 0  | 0   | 0   | 0   |
| BOSTON COLLEGE*                          | 17  | 2-3-.667  | 1-1-1.000 | 0-1-.000 | 0-0-0 | 1 | 0  | 0   | 0   | 5   |
| at Georgia Tech*                         | 6   | 0-2-.000  | 0-2-.000  | 0-0-.000 | 0-1-1 | 0 | 0  | 0   | 0   | 0   |
| WAKE FOREST*                             | 1   | 0-0-.000  | 0-0-.000  | 0-0-.000 | 0-0-0 | 0 | 0  | 0   | 0   | 0   |
| VIRGINIA*                                | 7   | 0-1-.000  | 0-1-.000  | 0-0-.000 | 0-0-0 | 1 | 0  | 0   | 0   | 0   |
| at Clemson*                              | 2   | 0-0-.000  | 0-0-.000  | 0-0-.000 | 0-0-0 | 0 | 0  | 0   | 0   | 0   |
| 14/15 MIAMI*                             |     | -- DNP -- |           |          |       |   |    |     |     |     |
| at North Carolina*                       | 2   | 0-0-.000  | 0-0-.000  | 0-0-.000 | 0-0-0 | 0 | 0  | 0   | 0   | 0   |
| MARYLAND*                                | 22  | 0-2-.000  | 0-2-.000  | 1-2-.500 | 0-1-1 | 1 | 0  | 0   | 0   | 1   |
| GEORGIA TECH*                            | 23  | 2-6-.333  | 2-5-.200  | 0-0-.000 | 0-2-2 | 1 | 0  | 0   | 0   | 6   |
| at Virginia*                             | 28  | 1-2-.500  | 1-2-.500  | 0-1-.000 | 0-1-1 | 1 | 0  | 0   | 1   | 3   |
| at NC State*                             |     |           |           |          |       |   |    |     |     |     |
| DUKE*                                    |     |           |           |          |       |   |    |     |     |     |
| FLORIDA STATE*                           |     |           |           |          |       |   |    |     |     |     |
| at Miami*                                |     |           |           |          |       |   |    |     |     |     |
| CLEMSON*                                 |     |           |           |          |       |   |    |     |     |     |
| at Duke*                                 |     |           |           |          |       |   |    |     |     |     |
| at Wake Forest*                          |     |           |           |          |       |   |    |     |     |     |

\*- ACC games; # - ACC/Big Ten Challenge; !-Continental Tire Las Vegas Classic- Blacksburg, Va.;  
^ - Continental Tire Las Vegas Classic - Las Vegas, Nev.

## 2012-2013 NOTES

Scored a three and had two assists in the season opener against ETSU ... Buried a three in 11 minutes of action against Rhode Island ... Tallied a career-high nine points against VMI ... Scored nine points, going a perfect 3-for-3 from beyond the arc at UNC Greensboro ... Drained a three in two minutes of action against Iowa ... Scored four points and grabbed a rebounds against Colorado State ... Put up five points against Boston College ... Scored six points against Georgia Tech ... Made his first-career start at Virginia.

## SEASON/CAREER GAME HIGHS

### POINTS

Season 9 vs VMI (11/15/12), at UNCG (11/19/12)  
Career 9 vs VMI (11/15/12), at UNCG (11/19/12)  
ACC 5 vs Boston College (1/9/13)

### MINUTES PLAYED

Season 28 at Virginia (2/12/13)  
Career 28 at Virginia (2/12/13)  
ACC 28 at Virginia (2/12/13)

### FIELD GOALS MADE

Season 3 vs VMI (11/15/12), at UNCG (11/19/12)  
Career 3 vs VMI (11/15/12)  
ACC 2 vs Boston College (1/9/13)

### FIELD GOAL ATTEMPTS

Season 6 vs VMI (11/15/12), at UNCG (11/19/12)  
Career 6 vs VMI (11/15/12)  
ACC 3 vs Boston College (1/9/13)

### 3-PT FIELD GOALS MADE

Season 3 vs VMI (11/15/12), at UNCG (11/19/12)  
Career 3 vs VMI (11/15/12), at UNCG (11/19/12)  
ACC 2 vs Georgia Tech (2/9/13)

### 3-PT FIELD GOAL ATTEMPTS

Season 6 vs VMI (11/15/12)  
Career 6 vs VMI (11/15/12)  
ACC 5 vs Georgia Tech (2/9/13)

### FREE THROWS MADE

Season 3 at BYU (12/29/12)  
Career 3 at BYU (12/29/12)  
ACC 1 vs Maryland (2/7/13)

### FREE THROW ATTEMPTS

Season 4 at BYU (12/29/12)  
Career 4 at BYU (12/29/12)  
ACC 2 vs Maryland (2/7/13)

### REBOUNDS

Season 2 vs Georgia Tech (2/9/13)  
Career 2 vs Georgia Tech (2/9/13)  
ACC 2 vs Georgia Tech (2/9/13)

### ASSISTS

Season 2 vs ETSU (11/10/12)  
Career 2 vs ETSU (11/10/12)  
ACC 1, 4x, last at Virginia (2/12/13)

### BLOCKS

Season N/A  
Career N/A  
ACC N/A

### STEALS

Season 1, 4x, last at Virginia (2/12/13)  
Career 1, 4x, last at Virginia (2/12/13)  
ACC 1 at Virginia (2/12/13)



## CAREER STATISTICS

| Year          | GP-GS       | Min-Avg.       | FGM-FGA-Pct.      | 3FG-FGA-Pct.      | FTM-FTA-Pct.     | Off.-Def.  | Reb-Avg.     | A-TO       | Blk      | Stl      | TP-Avg.       |
|---------------|-------------|----------------|-------------------|-------------------|------------------|------------|--------------|------------|----------|----------|---------------|
| 11-12         | 4-0         | 8-2.0          | 1-3-.333          | 1-3-.333          | 0-0-.000         | 0-0        | 0-0.0        | 0-0        | 0        | 0        | 3-0.8         |
| 12-13         | 21-1        | 232-11.0       | 16-40-.400        | 15-37-.405        | 5-10-.500        | 1-8        | 9-0.4        | 8-2        | 0        | 4        | 52-2.5        |
| <b>Career</b> | <b>25-1</b> | <b>240-9.6</b> | <b>17-43-.395</b> | <b>16-40-.400</b> | <b>5-10-.500</b> | <b>1-8</b> | <b>9-0.4</b> | <b>8-2</b> | <b>0</b> | <b>4</b> | <b>55-2.2</b> |

# JOEY van ZEGEREN

R-FRESHMAN • FORWARD • 6-10 • 220  
HOOGEVEEN, THE NETHERLANDS • CANARIAS

# #2



## SEASON STATISTICS

## SEASON/CAREER GAME HIGHS

| Opponent                  | Min | FG-A-%    | 3FG-A-%   | FT-A-%    | O-D-T | A | TO | Blk | Stl | Pts |
|---------------------------|-----|-----------|-----------|-----------|-------|---|----|-----|-----|-----|
| EAST TENNESSEE ST.        | 18  | 3-3-1.000 | 0-0-0.000 | 0-0-0.000 | 1-1-2 | 0 | 0  | 1   | 0   | 6   |
| RHODE ISLAND              | 12  | 1-2-5.000 | 0-0-0.000 | 0-2-0.000 | 2-4-6 | 0 | 0  | 1   | 0   | 2   |
| VMI                       | 18  | 2-3-333   | 0-0-0.000 | 0-0-0.000 | 1-7-8 | 0 | 0  | 1   | 0   | 4   |
| at UNC Greensboro         | 12  | 1-1-1.000 | 0-0-0.000 | 0-2-0.000 | 0-1-1 | 0 | 3  | 0   | 1   | 2   |
| APPALACHIAN STATE         | 11  | 1-2-5.000 | 0-0-0.000 | 0-0-0.000 | 0-0-0 | 0 | 0  | 0   | 0   | 2   |
| IOWA#                     | 12  | 3-6-500   | 0-0-0.000 | 4-5-800   | 3-0-3 | 0 | 2  | 0   | 0   | 10  |
| 15/17 OKLAHOMA STATE      | 8   | 1-2-500   | 0-0-0.000 | 0-0-0.000 | 0-0-0 | 0 | 1  | 1   | 1   | 2   |
| at West Virginia          | 12  | 1-3-333   | 0-0-0.000 | 0-0-0.000 | 1-1-2 | 0 | 0  | 2   | 0   | 2   |
| MISSISSIPPI VALLEY STATE! | 23  | 3-3-1.000 | 0-0-0.000 | 3-6-500   | 1-6-7 | 0 | 0  | 3   | 0   | 9   |
| GEORGIA SOUTHERN!         | 19  | 0-3-0.000 | 0-0-0.000 | 2-4-500   | 4-1-5 | 1 | 1  | 0   | 1   | 2   |
| vs. Bradley^              | 13  | 0-1-0.000 | 0-0-0.000 | 2-4-500   | 2-3-5 | 0 | 2  | 0   | 1   | 2   |
| vs. Colorado State^       | 14  | 0-0-0.000 | 0-0-0.000 | 2-3-667   | 0-2-2 | 0 | 0  | 2   | 0   | 2   |
| vs. BYU                   | 18  | 3-4-750   | 0-0-0.000 | 1-4-250   | 3-1-4 | 0 | 3  | 1   | 2   | 7   |
| at Maryland*              | 26  | 3-4-750   | 0-0-0.000 | 4-5-800   | 3-2-5 | 0 | 2  | 0   | 0   | 10  |
| BOSTON COLLEGE*           | 24  | 3-4-750   | 0-0-0.000 | 1-2-500   | 1-3-4 | 0 | 3  | 0   | 0   | 7   |
| at Georgia Tech*          | 15  | 2-4-500   | 0-0-0.000 | 0-0-0.000 | 1-0-1 | 0 | 0  | 1   | 0   | 4   |
| WAKE FOREST*              | 21  | 2-5-200   | 0-0-0.000 | 1-2-500   | 1-1-2 | 0 | 2  | 1   | 0   | 5   |
| VIRGINIA*                 | 18  | 1-2-500   | 0-0-0.000 | 0-4-0.000 | 2-3-5 | 0 | 3  | 0   | 0   | 2   |
| at Clemson*               | 9   | 0-0-0.000 | 0-0-0.000 | 0-0-0.000 | 0-1-1 | 0 | 0  | 1   | 0   | 0   |
| 14/15 MIAMI*              | 22  | 1-5-200   | 0-0-0.000 | 0-0-0.000 | 2-4-6 | 0 | 4  | 0   | 0   | 6   |
| at North Carolina*        | 13  | 0-0-0.000 | 0-0-0.000 | 3-4-750   | 3-1-4 | 1 | 0  | 1   | 1   | 3   |
| MARYLAND*                 | 17  | 1-3-333   | 0-0-0.000 | 0-2-0.000 | 3-1-4 | 0 | 1  | 1   | 0   | 2   |
| GEORGIA TECH*             | 9   | 0-0-0.000 | 0-0-0.000 | 0-0-0.000 | 0-1-1 | 0 | 0  | 0   | 0   | 0   |
| at Virginia*              | 14  | 0-0-0.000 | 0-0-0.000 | 0-0-0.000 | 1-3-4 | 0 | 1  | 1   | 0   | 0   |
| at NC State*              |     |           |           |           |       |   |    |     |     |     |
| DUKE*                     |     |           |           |           |       |   |    |     |     |     |
| FLORIDA STATE*            |     |           |           |           |       |   |    |     |     |     |
| at Miami*                 |     |           |           |           |       |   |    |     |     |     |
| CLEMSON*                  |     |           |           |           |       |   |    |     |     |     |
| at Duke*                  |     |           |           |           |       |   |    |     |     |     |
| at Wake Forest*           |     |           |           |           |       |   |    |     |     |     |

### POINTS

|        |                                       |
|--------|---------------------------------------|
| Season | 10 vs Iowa (11/27/12), at MD (1/5/13) |
| Career | 10 vs Iowa (11/27/12), at MD (1/5/13) |
| ACC    | 10 at Maryland (1/5/13)               |

### MINUTES PLAYED

|        |                         |
|--------|-------------------------|
| Season | 26 at Maryland (1/5/13) |
| Career | 26 at Maryland (1/5/13) |
| ACC    | 26 at Maryland (1/5/13) |

### FIELD GOALS MADE

|        |  |
|--------|--|
| Season | 3, 6x, last vs Boston College (1/9/13) |
| Career | 3, 6x, last vs Boston College (1/9/13) |
| ACC    | 3 at MD (1/5/13), vs BC (1/9/13)       |

### FIELD GOAL ATTEMPTS

|        |                                       |
|--------|---------------------------------------|
| Season | 6 vs Iowa (11/27/12)                  |
| Career | 6 vs Iowa (11/27/12)                  |
| ACC    | 5 vs WF (1/19/13), vs Miami (1/30/13) |

### 3-PT FIELD GOALS MADE

|        |     |
|--------|-----|
| Season | N/A |
| Career | N/A |
| ACC    | N/A |

### 3-PT FIELD GOAL ATTEMPTS

|        |     |
|--------|-----|
| Season | N/A |
| Career | N/A |
| ACC    | N/A |

### FREE THROWS MADE

|        |                                      |
|--------|--------------------------------------|
| Season | 4 vs Iowa (11/27/12), at MD (1/5/13) |
| Career | 4 vs Iowa (11/27/12)                 |
| ACC    | 4 at Maryland (1/5/13)               |

### FREE THROW ATTEMPTS

|        |                        |
|--------|------------------------|
| Season | 6 vs MVSU (12/10/12)   |
| Career | 6 vs MVSU (12/10/12)   |
| ACC    | 5 at Maryland (1/5/13) |

### REBOUNDS

|        |                      |
|--------|----------------------|
| Season | 8 vs VMI (11/15/12)  |
| Career | 8 vs VMI (11/15/12)  |
| ACC    | 6 vs Miami (1/30/13) |

### ASSISTS

|        |                                      |
|--------|--------------------------------------|
| Season | 1 vs GSU (12/15/12), at UNC (2/2/13) |
| Career | 1 vs GSU (12/15/12), at UNC (2/2/13) |
| ACC    | 1 at North Carolina (2/2/13)         |

### BLOCKS

|        |                                   |
|--------|-----------------------------------|
| Season | 3 vs MVSU (12/10/12)              |
| Career | 3 vs MVSU (12/10/12)              |
| ACC    | 1, 6x, last at Virginia (2/12/13) |

### STEALS

|        |                              |
|--------|------------------------------|
| Season | 2 at BYU (12/29/12)          |
| Career | 2 at BYU (12/29/12)          |
| ACC    | 1 at North Carolina (2/2/13) |



\*- ACC games; # - ACC/Big Ten Challenge; !- Continental Tire Las Vegas Classic- Blacksburg, Va.;  
^ - Continental Tire Las Vegas Classic - Las Vegas, Nev.

## 2012-2013 NOTES

Scored six points in the season opener against ETSU ... Grabbed six rebounds and scored two points against Rhode Island ... Brought down eight rebounds and added four points against VMI ... Put up ten points in the win over Iowa ... Blocked three shots, brought down seven rebounds and scored nine points, six of which came on a season-best three dunks ... Grabbed five rebounds in the overtime win over Bradley ... Scored seven points and grabbed four boards at BYU ... Scored a career-best 10 points, also adding five rebounds in his first career start at Maryland ... Grabbed four rebounds and scored seven points against Boston College ... Scored five points in the win over Wake Forest ... Brought down five rebounds against Virginia ... Grabbed four rebounds at North Carolina.

## CAREER STATISTICS

| Year          | GP-GS       | Min-Avg.         | FGM-FGA-Pct.      | 3FG-FGA-Pct.     | FTM-FTA-Pct.      | Off.-Def.    | Reb-Avg.      | A-TO        | Blk       | Stl      | TP-Avg.       |
|---------------|-------------|------------------|-------------------|------------------|-------------------|--------------|---------------|-------------|-----------|----------|---------------|
| 11-12         | 3-0         | 10-3.3           | 0-0-0.000         | 0-0-0.000        | 0-0-0.000         | 0-0          | 0-0.0         | 0-0         | 1         | 0        | 0-0.0         |
| 12-13         | 24-4        | 37.7-15.7        | 32-60-.533        | 0-0-0.000        | 23-49-.469        | 35-47        | 82-3.4        | 3-28        | 18        | 7        | 87-3.6        |
| <b>Career</b> | <b>27-4</b> | <b>38.7-14.3</b> | <b>32-60-.533</b> | <b>0-0-0.000</b> | <b>23-49-.469</b> | <b>35-47</b> | <b>82-3.0</b> | <b>3-28</b> | <b>19</b> | <b>7</b> | <b>87-3.2</b> |

# MARSHALL WOOD

FRESHMAN • FORWARD • 6-8 • 210  
RUSTBURG, VA. • RUSTBURG

# #33



## SEASON STATISTICS

## SEASON/CAREER GAME HIGHS

| Opponent                  | Min | FG-A-%    | 3FG-A-%   | FT-A-%    | O-D-T  | A | TO | Blk | Stl | Pts |
|---------------------------|-----|-----------|-----------|-----------|--------|---|----|-----|-----|-----|
| EAST TENNESSEE ST.        | 22  | 1-6-.167  | 0-3-.000  | 3-4-.750  | 2-4-6  | 2 | 2  | 0   | 0   | 5   |
| RHODE ISLAND              | 28  | 2-7-.286  | 0-5-.000  | 0-0-0.000 | 0-3-3  | 0 | 1  | 4   | 1   | 4   |
| VMI                       | 14  | 2-4-.500  | 2-3-.667  | 0-0-0.000 | 0-2-2  | 0 | 0  | 0   | 0   | 6   |
| at UNC Greensboro         | 19  | 1-5-.200  | 1-5-.200  | 2-4-.500  | 2-9-11 | 1 | 0  | 0   | 1   | 5   |
| APPALACHIAN STATE         | 25  | 4-8-.500  | 1-4-.250  | 4-7-.571  | 2-6-8  | 2 | 1  | 0   | 0   | 13  |
| IOWA#                     | 16  | 1-6-.167  | 0-2-.000  | 2-2-1.000 | 1-3-4  | 0 | 0  | 0   | 0   | 4   |
| 15/17 OKLAHOMA STATE      | 26  | 1-3-.333  | 0-1-.000  | 6-7-.857  | 3-2-5  | 0 | 1  | 1   | 0   | 5   |
| at West Virginia          | 5   | 0-2-.000  | 0-1-.000  | 2-2-1.000 | 0-2-2  | 0 | 0  | 0   | 0   | 2   |
| MISSISSIPPI VALLEY STATE! | 15  | 2-5-.400  | 0-1-.000  | 4-6-.667  | 2-1-3  | 1 | 2  | 1   | 0   | 8   |
| GEORGIA SOUTHERN!         | 13  | 1-3-.300  | 1-3-.333  | 0-0-.000  | 0-1-1  | 0 | 2  | 1   | 0   | 3   |
| vs. Bradley^              |     | -- DNP -- |           |           |        |   |    |     |     |     |
| vs. Colorado State^       |     | -- DNP -- |           |           |        |   |    |     |     |     |
| vs. BYU                   |     | -- DNP -- |           |           |        |   |    |     |     |     |
| at Maryland*              |     | -- DNP -- |           |           |        |   |    |     |     |     |
| BOSTON COLLEGE*           |     | -- DNP -- |           |           |        |   |    |     |     |     |
| at Georgia Tech*          |     | -- DNP -- |           |           |        |   |    |     |     |     |
| WAKE FOREST*              |     | -- DNP -- |           |           |        |   |    |     |     |     |
| VIRGINIA*                 | 7   | 0-0-.000  | 0-0-.000  | 0-0-.000  | 0-0-0  | 0 | 1  | 0   | 0   | 0   |
| at Clemson*               | 15  | 0-3-.000  | 0-1-.000  | 0-0-.000  | 1-2-3  | 2 | 0  | 0   | 1   | 0   |
| 14/15 MIAMI*              | 6   | 0-2-.000  | 0-1-.000  | 0-3-.000  | 0-0-0  | 0 | 0  | 0   | 0   | 0   |
| at North Carolina*        | 10  | 1-1-1.000 | 0-0-.000  | 0-0-.000  | 1-1-2  | 0 | 2  | 0   | 0   | 2   |
| MARYLAND*                 | 6   | 0-1-.000  | 0-1-.000  | 0-0-.000  | 0-3-3  | 0 | 0  | 0   | 0   | 0   |
| GEORGIA TECH*             | 16  | 1-1-1.000 | 1-1-1.000 | 0-0-.000  | 0-3-3  | 0 | 1  | 0   | 0   | 3   |
| at Virginia*              | 22  | 3-5-.600  | 2-4-.500  | 0-0-.000  | 0-5-5  | 1 | 1  | 0   | 0   | 8   |
| at NC State*              |     |           |           |           |        |   |    |     |     |     |
| DUKE*                     |     |           |           |           |        |   |    |     |     |     |
| FLORIDA STATE*            |     |           |           |           |        |   |    |     |     |     |
| at Miami*                 |     |           |           |           |        |   |    |     |     |     |
| CLEMSON*                  |     |           |           |           |        |   |    |     |     |     |
| at Duke*                  |     |           |           |           |        |   |    |     |     |     |
| at Wake Forest*           |     |           |           |           |        |   |    |     |     |     |

### POINTS

|        |                             |
|--------|-----------------------------|
| Season | 13 vs App. State (11/23/12) |
| Career | 13 vs App. State (11/23/12) |
| ACC    | 3 vs Georgia Tech (2/9/13)  |

### MINUTES PLAYED

|        |                             |
|--------|-----------------------------|
| Season | 28 vs URI (11/12/12)        |
| Career | 28 vs URI (11/12/12)        |
| ACC    | 16 vs Georgia Tech (2/9/13) |

### FIELD GOALS MADE

|        |                                   |
|--------|-----------------------------------|
| Season | 4 vs App. State (11/23/12)        |
| Career | 4 vs App. State (11/23/12)        |
| ACC    | 1 at UNC (2/2/13), vs GT (2/9/13) |

### FIELD GOAL ATTEMPTS

|        |                            |
|--------|----------------------------|
| Season | 8 vs App. State (11/23/12) |
| Career | 8 vs App. State (11/23/12) |
| ACC    | 3 at Clemson (1/27/13)     |

### 3-PT FIELD GOALS MADE

|        |                            |
|--------|----------------------------|
| Season | 2 vs VMI (11/15/12)        |
| Career | 2 vs VMI (11/15/12)        |
| ACC    | 1 vs Georgia Tech (2/9/13) |

### 3-PT FIELD GOAL ATTEMPTS

|        |   |
|--------|---|
| Season | 5 vs URI (11/12/12), at UNCG (11/19/12) |
| Career | 5 vs URI (11/12/12), at UNCG (11/19/12) |
| ACC    | 1, 4x, last vs Georgia Tech (2/9/13)    |

### FREE THROWS MADE

|        |                               |
|--------|-------------------------------|
| Season | 6 vs Oklahoma State (12/1/12) |
| Career | 6 vs Oklahoma State (12/1/12) |
| ACC    | N/A                           |

### FREE THROW ATTEMPTS

|        |   |
|--------|---|
| Season | 7 vs ASU (11/23/12), vs Ok St (12/1/12) |
| Career | 7 vs ASU (11/23/12), vs Ok St (12/1/12) |
| ACC    | 3 vs Miami (1/30/13)                    |

### REBOUNDS

|        |                                      |
|--------|--------------------------------------|
| Season | 11 at UNCG (11/19/12)                |
| Career | 11 at UNCG (11/19/12)                |
| ACC    | 3, 3x, last vs Georgia Tech (2/9/13) |

### ASSISTS

|        |                                  |
|--------|----------------------------------|
| Season | 2, 3x, last at Clemson (1/27/13) |
| Career | 2, 3x, last at Clemson (1/27/13) |
| ACC    | 2 at Clemson (1/27/13)           |

### BLOCKS

|        |                     |
|--------|---------------------|
| Season | 4 vs URI (11/12/12) |
| Career | 4 vs URI (11/12/12) |
| ACC    | N/A                 |

### STEALS

|        |                                  |
|--------|----------------------------------|
| Season | 1, 3x, last at Clemson (1/27/13) |
| Career | 1, 3x, last at Clemson (1/27/13) |
| ACC    | 1 at Clemson (1/27/13)           |



## 2012-2013 NOTES

Grabbed six rebounds and scored five points in collegiate debut against ETSU ... Blocked four shots and added four points against Rhode Island ... Scored six points against VMI ... Grabbed 11 boards and added five points at UNC Greensboro ... Scored 13 points and brought down eight rebounds in the win over Appalachian State ... Brought down five rebounds and scored five points against Oklahoma State ... Scored eight points against Mississippi Valley State ... Missed seven games with a fractured foot, suffered in the Georgia Southern game ... Returned to action against Virginia ... Scored eight points and grabbed five rebounds at Virginia.

## CAREER STATISTICS

| Year  | GP-GS | Min-Avg. | FGM-FGA-Pct. | 3FG-FGA-Pct. | FTM-FTA-Pct. | Off.-Def. | Reb.-Avg. | A-TO | Blk | Stl | TP-Avg. |
|-------|-------|----------|--------------|--------------|--------------|-----------|-----------|------|-----|-----|---------|
| 12-13 | 17-0  | 262-15.4 | 20-62-.323   | 8-36-.222    | 23-35-.657   | 14-47     | 61-3.6    | 9-14 | 7   | 3   | 71-4.2  |

\*- ACC games; # - ACC/Big Ten Challenge; !-Continental Tire Las Vegas Classic- Blacksburg, Va.;  
^ - Continental Tire Las Vegas Classic - Las Vegas, Nev.

# CHRISTIAN BEYER

SOPHOMORE • FORWARD • 6-7 • 200  
NEW BERN, N.C. • NEW BERN

# #22



## SEASON STATISTICS

| Opponent           | Min | FG-A-%    | 3FG-A-%   | FT-A-%    | O-D-T  | A | TO | Blk | Stl | Pts |
|--------------------|-----|-----------|-----------|-----------|--------|---|----|-----|-----|-----|
| EAST TENNESSEE ST. | 1   | 0-0-0.000 | 0-0-0.000 | 0-0-0.000 | 0-1-1  | 0 | 0  | 0   | 0   | 0   |
| RHODE ISLAND       | 1   | 0-0-0.000 | 0-0-0.000 | 0-0-0.000 | 0-1-1  | 0 | 0  | 0   | 0   | 0   |
| VMI                | 1   | 0-0-0.000 | 0-0-0.000 | 0-0-0.000 | 0-0-0  | 0 | 0  | 0   | 0   | 0   |
| APPALACHIAN STATE  | 1   | 0-0-0.000 | 0-0-0.000 | 0-0-0.000 | 0-0-0  | 0 | 0  | 0   | 0   | 0   |
| MISS. VALLEY STATE | 10  | 0-4-0.000 | 0-2-0.000 | 2-2-1.000 | 2-3-5  | 0 | 1  | 1   | 0   | 2   |
| Bradley ^          | 27  | 0-2-0.000 | 0-1-0.000 | 3-4-.750  | 2-7-9  | 1 | 1  | 0   | 2   | 3   |
| Colorado State ^   | 25  | 0-2-0.000 | 0-1-0.000 | 0-0-0.000 | 1-3-4  | 0 | 2  | 0   | 0   | 0   |
| at BYU             | 23  | 4-6-.667  | 0-0-0.000 | 1-2-.500  | 6-5-11 | 2 | 3  | 0   | 0   | 9   |
| at Maryland*       | 15  | 3-5-.600  | 0-1-0.000 | 0-0-0.000 | 4-3-7  | 0 | 0  | 0   | 0   | 6   |
| BOSTON COLLEGE*    | 22  | 2-2-1.000 | 0-0-0.000 | 2-2-1.000 | 2-6-8  | 2 | 0  | 0   | 0   | 6   |
| at Georgia Tech*   | 13  | 0-2-0.000 | 0-0-0.000 | 0-0-0.000 | 0-2-2  | 0 | 1  | 0   | 0   | 0   |
| WAKE FOREST*       | 9   | 1-2-.500  | 0-1-0.000 | 1-2-.500  | 1-3-4  | 0 | 0  | 1   | 1   | 3   |
| VIRGINIA*          | 3   | 0-0-0.000 | 0-0-0.000 | 0-0-0.000 | 0-0-0  | 0 | 0  | 0   | 0   | 0   |
| at Clemson*        | 16  | 1-4-.250  | 1-1-1.000 | 1-2-.500  | 2-2-4  | 0 | 0  | 0   | 0   | 4   |
| 14/15 MIAMI*       | 4   | 0-1-0.000 | 0-1-0.000 | 0-0-0.000 | 0-1-1  | 0 | 0  | 0   | 0   | 0   |
| at North Carolina* | 1   | 0-0-0.000 | 0-0-0.000 | 0-0-0.000 | 0-0-0  | 0 | 0  | 0   | 0   | 0   |
| at Virginia*       | 2   | 0-0-0.000 | 0-0-0.000 | 0-0-0.000 | 0-0-0  | 0 | 0  | 0   | 0   | 0   |

^ - Continental Tire Las Vegas Classic - Las Vegas, Nev.; \* - ACC games

## 2012-2013 NOTES

Grabbed a rebound in the season opener against ETSU and against Rhode Island ... Scored two points and brought down five rebounds in 10 minutes of action against Mississippi Valley State ... Grabbed nine rebounds in the overtime win over Bradley ... Brought down four rebounds against Colorado State ... Scored nine points and grabbed 11 rebounds at BYU ... Grabbed seven rebounds and scored six points in just 15 minutes of play in the ACC opener at Maryland ... Scored six points and brought down eight rebounds against Boston College ... Grabbed four rebounds and scored three points in nine minutes of action against Wake Forest ... Scored four points and brought down four rebounds at Clemson.


## CAREER STATISTICS

| Year  | GP-GS | Min-Avg. | FGM-FGA-Pct. | 3FG-FGA-Pct. | FTM-FTA-Pct. | Off.-Def. | Reb-Avg. | A-TO | Blk | Stl | TP-Avg. |
|-------|-------|----------|--------------|--------------|--------------|-----------|----------|------|-----|-----|---------|
| 12-13 | 17-0  | 178-10.5 | 11-30-.367   | 1-8-.125     | 10-14-.714   | 20-37     | 57-3.8   | 5-8  | 2   | 3   | 33-     |

# GREG DONLON

FRESHMAN • FORWARD • 6-8 • 230  
MIDLOTHIAN, VA. • COSBY

# #14



## SEASON STATISTICS

| Opponent           | Min | FG-A-%    | 3FG-A-%   | FT-A-%    | O-D-T | A | TO | Blk | Stl | Pts |
|--------------------|-----|-----------|-----------|-----------|-------|---|----|-----|-----|-----|
| VMI                | 1   | 0-0-0.000 | 0-0-0.000 | 0-0-0.000 | 0-0-0 | 0 | 0  | 0   | 0   | 0   |
| MISS. VALLEY STATE | 7   | 0-0-0.000 | 0-0-0.000 | 0-0-0.000 | 0-1-1 | 0 | 0  | 0   | 0   | 0   |
| Colorado State ^   | 1   | 0-0-0.000 | 0-0-0.000 | 0-0-0.000 | 0-0-0 | 0 | 0  | 0   | 0   | 0   |
| at BYU             | 2   | 0-0-0.000 | 0-0-0.000 | 1-2-.500  | 0-0-0 | 0 | 0  | 0   | 0   | 1   |
| at Virginia*       | 2   | 0-0-0.000 | 0-0-0.000 | 0-0-0.000 | 0-0-0 | 0 | 0  | 0   | 0   | 0   |

^ - Continental Tire Las Vegas Classic - Las Vegas, Nev.

## 2012-2013 NOTES

Brought down a rebound against Mississippi Valley State in seven minutes of action ... Made a foul shot at BYU.

## CAREER STATISTICS

| Year  | GP-GS | Min-Avg. | FGM-FGA-Pct. | 3FG-FGA-Pct. | FTM-FTA-Pct. | Off.-Def. | Reb-Avg. | A-TO | Blk | Stl | TP-Avg. |
|-------|-------|----------|--------------|--------------|--------------|-----------|----------|------|-----|-----|---------|
| 12-13 | 5-0   | 13-2.6   | 0-1-.000     | 0-0-.000     | 1-2-.500     | 0-1       | 1-0.3    | 0-0  | 0   | 0   | 1-      |

# JOEY RACER

SENIOR • GUARD • 6-1 • 165  
BERRYVILLE, VA. • CLARKE COUNTY

# #24



## SEASON STATISTICS

| Opponent           | Min | FG-A-%    | 3FG-A-%   | FT-A-%   | O-D-T | A | TO | Blk | Stl | Pts |
|--------------------|-----|-----------|-----------|----------|-------|---|----|-----|-----|-----|
| EAST TENNESSEE ST. | 1   | 1-1-1.000 | 1-1-1.000 | 0-0-.000 | 0-0-0 | 0 | 0  | 0   | 0   | 3   |
| RHODE ISLAND       | 1   | 0-0-.000  | 0-0-.000  | 0-0-.000 | 0-0-0 | 0 | 0  | 0   | 0   | 0   |
| VMI                | 3   | 0-0-.000  | 0-0-.000  | 0-0-.000 | 0-0-0 | 0 | 0  | 0   | 0   | 0   |
| MISS. VALLEY STATE | 1   | 0-1-.000  | 0-1-.000  | 0-0-.000 | 0-0-0 | 0 | 0  | 0   | 0   | 0   |
| Colorado State ^   | 3   | 0-0-.000  | 0-0-.000  | 1-2-.500 | 1-0-1 | 0 | 0  | 0   | 0   | 1   |
| at BYU             | 6   | 1-1-1.000 | 0-0-.000  | 0-0-.000 | 0-0-0 | 0 | 0  | 0   | 0   | 2   |
| 14/15 MIAMI*       | 0+  | 0-0-.000  | 0-0-.000  | 0-0-.000 | 0-0-0 | 0 | 0  | 0   | 0   | 0   |
| at Virginia*       | 2   | 0-0-.000  | 0-0-.000  | 0-0-.000 | 0-0-0 | 0 | 0  | 0   | 0   | 0   |

## 2012-2013 NOTES

Buried a three in the season opener against ETSU ... Grabbed a rebound and made a foul shot against Colorado State ... Scored two points at BYU.

^-- Continental Tire Las Vegas Classic - Las Vegas, Nev.

## CAREER STATISTICS

| Year          | GP-GS       | Min-Avg.      | FGM-FGA-Pct.     | 3FG-FGA-Pct.    | FTM-FTA-Pct.    | Off.-Def.  | Reb-Avg.     | A-TO       | Blk      | Stl      | TP-Avg.   |
|---------------|-------------|---------------|------------------|-----------------|-----------------|------------|--------------|------------|----------|----------|-----------|
| 11-12         | 6-1         | 4-0.6         | 1-8-.125         | 0-3-.000        | 0-0-.000        | 2-2        | 4-0.7        | 0-4        | 0        | 0        | 2-0.3     |
| 12-13         | 8-0         | 23-2.9        | 2-3-.667         | 1-2-.500        | 1-2-.500        | 1-0        | 1-0.2        | 0-0        | 0        | 0        | 6-        |
| <b>Career</b> | <b>14-1</b> | <b>40-2.9</b> | <b>3-11-.273</b> | <b>1-5-.200</b> | <b>1-2-.500</b> | <b>3-2</b> | <b>5-0.4</b> | <b>0-4</b> | <b>0</b> | <b>0</b> | <b>8-</b> |

# MARCUS PATRICK

FRESHMAN • GUARD • 5-9 • 165  
RUSTBURG, VA. • RUSTBURG

# #5



## SEASON STATISTICS

| Opponent           | Min | FG-A-%    | 3FG-A-%  | FT-A-%    | O-D-T | A | TO | Blk | Stl | Pts |
|--------------------|-----|-----------|----------|-----------|-------|---|----|-----|-----|-----|
| EAST TENNESSEE ST. | 3   | 0-0-.000  | 0-0-.000 | 0-0-.000  | 0-0-0 | 1 | 1  | 0   | 0   | 0   |
| RHODE ISLAND       | 6   | 0-2-.000  | 0-0-.000 | 2-2-1.000 | 0-0-0 | 0 | 0  | 0   | 0   | 2   |
| VMI                | 11  | 0-2-.000  | 0-2-.000 | 0-0-.000  | 0-1-1 | 1 | 2  | 0   | 1   | 0   |
| MISS. VALLEY STATE | 10  | 0-3-.000  | 0-1-.000 | 0-0-.000  | 0-2-2 | 0 | 2  | 0   | 0   | 0   |
| Colorado State ^   | 1   | 0-1-.000  | 0-1-.000 | 0-0-.000  | 0-0-0 | 0 | 0  | 0   | 0   | 0   |
| at BYU             | 2   | 0-1-.000  | 0-0-.000 | 0-2-.000  | 0-1-1 | 0 | 0  | 0   | 0   | 0   |
| GEORGIA TECH*      | 1   | 0-0-.000  | 0-0-.000 | 0-0-.000  | 0-0-0 | 0 | 0  | 0   | 0   | 0   |
| at Virginia*       | 2   | 2-2-1.000 | 0-0-.000 | 0-0-.000  | 0-1-1 | 0 | 0  | 0   | 0   | 4   |

## 2012-2013 NOTES

Had an assist against ETSU ... Made two foul shots against Rhode Island ... Had an assist and a steal against VMI ... Grabbed two rebounds in 10 minutes of action against Mississippi Valley State ... Grabbed a rebound at BYU ... Scored four points and grabbed a rebound in two minutes of action at Virginia.

^-- Continental Tire Las Vegas Classic - Las Vegas, Nev.; \* denotes ACC games

## CAREER STATISTICS

| Year  | GP-GS | Min-Avg. | FGM-FGA-Pct. | 3FG-FGA-Pct. | FTM-FTA-Pct. | Off.-Def. | Reb-Avg. | A-TO | Blk | Stl | TP-Avg. |
|-------|-------|----------|--------------|--------------|--------------|-----------|----------|------|-----|-----|---------|
| 12-13 | 8-0   | 39-4.9   | 2-11-.182    | 0-4-.000     | 2-4-.500     | 0-5       | 5-0.6    | 2-5  | 0   | 1   | 6-0.8   |

# GAME 1

## VIRGINIA TECH 80, ETSU 62

NOV. 10, 2012 • 2 P.M. • BLACKSBURG, VA.

**Erick Green** scored 21 points to pace three players in double figures, as the Hokies made a winner of head coach James Johnson in his debut, downing East Tennessee State 80-62 at Cassell Coliseum in the season opener for both teams.

The Hokies' first-half shooting was just too much for ETSU to overcome, as Tech shot 56.5 percent from the floor (13 of 23) in running out to a 15-point lead at the break. The Buccaneers were within eight points with about six minutes left in the first half, but **Robert Brown** hit two 3-pointers sandwiched around a **Jarell Eddie** 3-pointer to give the Hokies a 15-point bulge, and the Buccaneers never recovered.

Green scored 14 of his 21 points in the first half and Brown added 13 for the Hokies, hitting three 3-pointers. Brown, coming off foot surgery this summer, finished with 16, while Eddie had 17 points and 10 rebounds for his second career double-double.

Nearly everything went right for Johnson in his debut. He planned to have his team play a more up-tempo style, and the Hokies scored 80 points – something they did just three times a year ago. They shot a respectable 46.6 percent from the floor and made 10 of 25 from beyond the 3-point arc. They also dished out 19 assists (six by Green) compared to 10 turnovers.

**Cadarian Raines** scored nine points and grabbed four rebounds for the Hokies, while **Marshall Wood**, a freshman, grabbed six rebounds and scored five points.

Freshman Lester Wilson came off the bench to lead the Buccaneers with 20 points. ETSU, which trailed by as many as 25 in the second half, shot just 38.7 percent from the floor (24 of 62).

### ETSU (0-1, 0-0 A-Sun)

| Player                | MP  | FG    | FT    | TR | PF | A  | TO | Bk | Stl | TP |
|-----------------------|-----|-------|-------|----|----|----|----|----|-----|----|
| Petey McClain, g      | 29  | 3-8   | 0-0   | 1  | 3  | 3  | 4  | 0  | 0   | 6  |
| Hunter Harris, f      | 18  | 2-5   | 0-3   | 6  | 2  | 1  | 1  | 0  | 0   | 4  |
| John Walton, f        | 30  | 4-5   | 0-4   | 5  | 2  | 0  | 1  | 0  | 1   | 8  |
| K. Gadsden-Gillard, f | 24  | 2-8   | 2-4   | 4  | 3  | 3  | 2  | 1  | 1   | 6  |
| Sheldon Cooley, g     | 27  | 0-8   | 2-2   | 4  | 3  | 2  | 2  | 0  | 1   | 2  |
| Rashawn Rembert       | 6   | 0-3   | 0-0   | 0  | 0  | 0  | 0  | 0  | 0   | 0  |
| Marcus Dubose         | 24  | 3-8   | 6-6   | 4  | 1  | 3  | 0  | 0  | 1   | 12 |
| Lester Wilson         | 27  | 8-15  | 1-6   | 9  | 3  | 0  | 2  | 0  | 1   | 20 |
| Yunio Barraeta        | 15  | 2-2   | 0-0   | 1  | 1  | 0  | 0  | 0  | 0   | 4  |
| TEAM                  |     |       |       | 5  |    |    |    |    |     |    |
| Totals                | 200 | 24-62 | 11-25 | 39 | 18 | 12 | 12 | 1  | 5   | 62 |

### VIRGINIA TECH (1-0, 0-0 ACC)

| Player             | MP  | FG    | FT    | TR | PF | A  | TO | Bk | Stl | TP |
|--------------------|-----|-------|-------|----|----|----|----|----|-----|----|
| Robert Brown, g    | 32  | 6-12  | 0-2   | 2  | 0  | 5  | 1  | 0  | 1   | 16 |
| Jarell Eddie, f    | 37  | 6-12  | 2-2   | 10 | 2  | 2  | 3  | 0  | 1   | 17 |
| C.J. Barksdale, f  | 17  | 0-1   | 0-0   | 3  | 4  | 1  | 2  | 0  | 0   | 0  |
| Erick Green, g     | 34  | 6-11  | 8-12  | 2  | 1  | 6  | 1  | 0  | 2   | 21 |
| Cadarian Raines, f | 22  | 3-9   | 3-4   | 4  | 3  | 0  | 0  | 0  | 0   | 9  |
| Joey van Zegeren   | 18  | 3-3   | 0-0   | 2  | 4  | 0  | 0  | 1  | 0   | 6  |
| Joey Racer         | 1   | 1-1   | 0-0   | 0  | 0  | 0  | 0  | 0  | 0   | 3  |
| Marcus Patrick     | 3   | 0-0   | 0-0   | 0  | 2  | 1  | 1  | 0  | 0   | 0  |
| Will Johnston      | 13  | 1-3   | 0-0   | 0  | 2  | 0  | 0  | 0  | 1   | 3  |
| Christian Beyer    | 1   | 0-0   | 0-0   | 1  | 0  | 0  | 0  | 0  | 0   | 0  |
| Marshall Wood      | 22  | 1-6   | 3-4   | 6  | 4  | 2  | 2  | 0  | 0   | 5  |
| TEAM               |     |       |       | 7  |    |    |    |    |     |    |
| Totals             | 200 | 27-58 | 16-24 | 37 | 20 | 19 | 10 | 1  | 5   | 80 |

**3-Pointers**.....VT 10 (Brown 4, Eddie 3, Green, Johnston, Racer)  
 .....ETSU 3 (Wilson)  
**Blocks**.....VT 1 (van Zegeren)  
 .....ETSU 1 (Brown)  
**Steals**.....VT 5 (Green 2, Brown, Eddie, Johnston)  
 .....ETSU 5 (Cooley, Dubose, Gadsden-Gillard, Walton, Wilson)

**Officials**..... Cassidy, Andrakakos, Anderson  
**Technical**.....None  
**Attendance**.....6,632

**Percentages:**

|               | FG%  | 3FG% | FT%  |
|---------------|------|------|------|
| ETSU          | 38.7 | 18.8 | 44.0 |
| Virginia Tech | 46.6 | 40.0 | 66.7 |

|               | 28 | 34 | — | 62 |
|---------------|----|----|---|----|
| ETSU          |    |    |   |    |
| Virginia Tech | 28 | 37 | — | 80 |

# GAME 2

## VIRGINIA TECH 69, RHODE ISLAND 50

NOV. 12, 2012 • 7 P.M. • BLACKSBURG, VA.

**Erick Green** tied his career high with 25 points to lift the Hokies past Rhode Island 69-50 at Cassell Coliseum.

With the win, the Hokies moved to 2-0 overall on the season. Rhode Island fell to 0-2.

Green scored 17 of his 25 in the first half, as Tech jumped out to a 13-0 lead and never trailed. The Rams missed their first seven shots from the floor and didn't score in the first 5:08 of the game.

Rhode Island cut the lead to 28-24 on a basket by Xavier Munford with 1:59 left in the first half. But the Hokies scored the last eight points of the half – six of those coming on two Green 3-pointers – to take a 36-24 lead at halftime.

Rhode Island got no closer than 11 the rest of the game. The Rams had a chance to cut the lead to nine with 10:02 remaining, but Nikola Malesevic missed a layup, and Green responded for the Hokies by making two free throws with 9:46 left to push the lead back to 13.

Tech led by as many as 21 in the second half.

Malesevic's missed layup was part of a terrible shooting night for the Rams, who made just 33.9 percent from the floor (20 of 59). Even worse, they made just 1 of 21 from beyond the 3-point arc.

Green, in particular, was great on offense. He hit 8 of 15 from the floor, including four 3-pointers. He made 5 of 8 from the free-throw line, and he also dished out four assists.

**Robert Brown** scored 12 for the Hokies, and **Cadarian Raines** recorded his first career double-double, with 10 points and 12 rebounds.

As a team, the Hokies shot 45.6 percent from the floor and out-rebounded the Rams 42-37 after getting out-rebounded by East Tennessee State in the season opener.

### RHODE ISLAND (0-2, 0-0 A-10)

| Player              | MP  | FG    | FT   | TR | PF | A | TO | Bk | Stl | TP |
|---------------------|-----|-------|------|----|----|---|----|----|-----|----|
| Nikola Malesevic, f | 38  | 1-7   | 4-4  | 4  | 1  | 2 | 2  | 0  | 0   | 6  |
| Ryan Brooks, f      | 14  | 1-1   | 0-0  | 3  | 0  | 0 | 1  | 0  | 0   | 2  |
| Mike Powell, g      | 36  | 1-12  | 1-2  | 2  | 2  | 2 | 0  | 0  | 0   | 3  |
| Xavier Munford, g   | 38  | 11-22 | 1-5  | 6  | 4  | 0 | 4  | 0  | 2   | 24 |
| Andre Malone, g     | 26  | 2-6   | 3-3  | 2  | 4  | 0 | 1  | 0  | 1   | 7  |
| Alwayne Bigby       | 10  | 2-3   | 0-0  | 5  | 3  | 0 | 0  | 0  | 0   | 4  |
| Jordan Hare         | 11  | 2-3   | 0-2  | 0  | 1  | 0 | 0  | 1  | 0   | 4  |
| T.J. Buchanan       | 4   | 0-1   | 0-0  | 1  | 0  | 0 | 0  | 1  | 0   | 0  |
| Mike Aaman          | 23  | 0-4   | 0-0  | 7  | 3  | 0 | 2  | 0  | 0   | 0  |
| TEAM                |     |       |      | 7  |    |   |    |    |     |    |
| Totals              | 200 | 20-59 | 9-16 | 37 | 18 | 4 | 10 | 2  | 3   | 50 |

### VIRGINIA TECH (2-0, 0-0 ACC)

| Player             | MP  | FG    | FT    | TR | PF | A  | TO | Bk | Stl | TP |
|--------------------|-----|-------|-------|----|----|----|----|----|-----|----|
| Cadarian Raines, f | 28  | 4-4   | 2-3   | 12 | 1  | 2  | 1  | 1  | 0   | 10 |
| Jarell Eddie, f    | 35  | 4-11  | 0-0   | 8  | 1  | 3  | 2  | 2  | 0   | 9  |
| C.J. Barksdale, f  | 12  | 1-3   | 0-0   | 1  | 0  | 1  | 0  | 0  | 0   | 2  |
| Robert Brown, g    | 32  | 5-12  | 1-2   | 4  | 4  | 2  | 1  | 1  | 1   | 12 |
| Erick Green, g     | 34  | 8-15  | 5-8   | 3  | 1  | 4  | 3  | 0  | 2   | 25 |
| Joey van Zegeren   | 12  | 1-2   | 0-2   | 6  | 2  | 0  | 0  | 1  | 0   | 2  |
| Marcus Patrick     | 6   | 0-2   | 2-2   | 0  | 0  | 0  | 0  | 0  | 0   | 2  |
| Christian Beyer    | 1   | 0-0   | 0-0   | 1  | 0  | 0  | 0  | 0  | 0   | 0  |
| Joey Racer         | 1   | 0-0   | 0-0   | 0  | 0  | 0  | 0  | 0  | 0   | 0  |
| Will Johnston      | 11  | 1-1   | 0-0   | 1  | 3  | 0  | 0  | 0  | 1   | 3  |
| Marshall Wood      | 28  | 2-7   | 0-0   | 3  | 3  | 0  | 1  | 4  | 1   | 4  |
| TEAM               |     |       |       | 3  |    |    |    |    |     |    |
| Totals             | 200 | 26-57 | 10-17 | 42 | 15 | 14 | 9  | 9  | 5   | 69 |

**3-Pointers**.....VT 7 (Green 4, Brown, Eddie, Johnston)  
 .....URI 1 (Munford)  
**Blocks**.....VT 9 (Wood 4, Eddie 2, Barksdale, Raines)  
 .....URI 2 (Buchanan, Hare)  
**Steals**.....VT 5 (Green 2, Brown, Johnston, Wood)  
 .....URI 3 (Munford 2, Malone)

**Officials**..... Kersey, Dorsey, Stephans  
**Technical**.....None  
**Attendance**.....6,270

**Percentages:**

|               | FG%  | 3FG% | FT%  |
|---------------|------|------|------|
| Rhode Island  | 33.9 | 4.8  | 56.3 |
| Virginia Tech | 45.6 | 33.3 | 58.8 |

|               | 24 | 26 | — | 50 |
|---------------|----|----|---|----|
| Rhode Island  |    |    |   |    |
| Virginia Tech | 36 | 33 | — | 69 |

# GAME 3

## VIRGINIA TECH 95, VMI 80

NOV. 15, 2012 • 7 P.M. • BLACKSBURG, VA.

Virginia Tech point guard **Erick Green** scored 23 points, including the 1,000th of his career, as the Hokies rolled past VMI 95-80.

Tech trailed in the early going, but a Green 3-pointer with 15:38 left in the first half sparked a 19-3 run in which five different players scored. A second Tech run late in the first half essentially put the game away. The Hokies led 35-21 at the media timeout with less than eight minutes left and then scored seven straight points out of the timeout to take a 42-21 bulge.

Tech led 46-30 at halftime and then opened the second half with a 12-2 run to build a 26-point lead. The Hokies, who are adapting to new coach James Johnson's fast-paced philosophies, would later lead by as many as 31. Only a 16-0 run by VMI late in the game against Tech's backups made the score respectable.

A Green jumper in that 12-2 run with 19:08 remaining in the game marked his 1,000th career point.

Green nailed 9 of 13 from the floor, including his lone 3-point attempt, and the Hokies, as a team, shot 52.9 percent. Four other players finished in double figures, with **Jarell Eddie** scoring 17, **Cadarian Raines** adding 14 and both **Robert Brown** and **C.J. Barksdale** each scoring 11.

Tech nailed 11 of 24 from beyond the 3-point arc, as Eddie and walk-on **Will Johnston** hit three 3-pointers and Brown and freshman Marshall Wood hit two each.

The Hokies' height and length bothered VMI the entire game, as Tech held the Keydets to just 35.5 percent from the floor in the first half and 40 percent for the game. The Keydets got a career-high 23 points from D.J. Covington.

### VMI (1-3, 0-0)

| Player            | MP  | FG    | FT    | TR | PF | A  | TO | Bk | Stl | TP |
|-------------------|-----|-------|-------|----|----|----|----|----|-----|----|
| Stan Okoye, f     | 27  | 5-10  | 3-5   | 7  | 1  | 1  | 3  | 0  | 0   | 13 |
| D.J. Covington, f | 28  | 10-17 | 3-4   | 0  | 1  | 1  | 0  | 3  | 0   | 23 |
| Nick Gore, f      | 20  | 1-5   | 1-1   | 2  | 1  | 1  | 1  | 0  | 0   | 3  |
| Rodney Glasgow, g | 32  | 5-11  | 0-0   | 3  | 3  | 4  | 4  | 0  | 2   | 13 |
| Brian Brown, g    | 16  | 0-4   | 0-0   | 2  | 0  | 1  | 0  | 0  | 0   | 0  |
| Gavin Stephenson  | 17  | 3-6   | 1-1   | 4  | 1  | 1  | 1  | 0  | 1   | 8  |
| Joe Carr          | 8   | 0-0   | 0-0   | 2  | 3  | 0  | 0  | 0  | 1   | 0  |
| Dorian Albritton  | 14  | 2-6   | 0-0   | 2  | 1  | 1  | 0  | 0  | 0   | 6  |
| Phillip Anglade   | 13  | 1-2   | 4-4   | 3  | 1  | 0  | 0  | 2  | 0   | 6  |
| Jarid Watson      | 3   | 1-1   | 0-0   | 2  | 1  | 0  | 0  | 1  | 0   | 2  |
| Tim Marshall      | 22  | 2-11  | 0-0   | 1  | 1  | 2  | 1  | 0  | 1   | 6  |
| TEAM              |     |       |       | 7  |    |    |    |    |     |    |
| Totals            | 200 | 30-73 | 12-15 | 33 | 13 | 15 | 10 | 6  | 5   | 80 |

### VIRGINIA TECH (3-0, 0-0 ACC)

| Player             | MP  | FG    | FT    | TR | PF | A  | TO | Bk | Stl | TP |
|--------------------|-----|-------|-------|----|----|----|----|----|-----|----|
| Cadarian Raines, f | 20  | 6-9   | 2-3   | 10 | 3  | 0  | 0  | 0  | 1   | 14 |
| Jarell Eddie, f    | 28  | 6-11  | 2-2   | 8  | 2  | 3  | 4  | 1  | 2   | 17 |
| C.J. Barksdale, f  | 25  | 4-8   | 3-4   | 6  | 1  | 1  | 0  | 0  | 0   | 11 |
| Robert Brown, g    | 24  | 4-12  | 1-2   | 4  | 2  | 4  | 0  | 0  | 0   | 11 |
| Erick Green, g     | 33  | 9-13  | 4-4   | 4  | 0  | 6  | 1  | 0  | 3   | 23 |
| Joey van Zegeren   | 18  | 2-3   | 0-0   | 8  | 3  | 1  | 0  | 1  | 0   | 4  |
| Marcus Patrick     | 11  | 0-2   | 0-0   | 1  | 1  | 2  | 0  | 1  | 0   | 0  |
| Marquis Rankin     | 3   | 0-0   | 0-0   | 0  | 0  | 0  | 0  | 2  | 0   | 0  |
| Greg Donlon        | 1   | 0-0   | 0-0   | 0  | 0  | 0  | 0  | 0  | 0   | 0  |
| Christian Beyer    | 1   | 0-0   | 0-0   | 0  | 0  | 0  | 0  | 0  | 0   | 0  |
| Joey Racer         | 3   | 0-0   | 0-0   | 0  | 0  | 0  | 0  | 0  | 0   | 0  |
| Will Johnston      | 19  | 3-6   | 0-0   | 0  | 1  | 0  | 0  | 0  | 0   | 9  |
| Marshall Wood      | 14  | 2-4   | 0-0   | 2  | 2  | 0  | 0  | 0  | 0   | 6  |
| TEAM               |     |       |       | 1  |    |    |    |    |     |    |
| Totals             | 200 | 36-68 | 12-15 | 44 | 15 | 16 | 13 | 2  | 7   | 95 |

**3-Pointers**.....VT 11 (Eddie 3, Johnston 3,  
 .....Brown 2, Wood 2, Green)  
 .....VMI 8 (Glasgow 3, Albritton 2, Marshall 2, Stephenson)  
**Blocks**.....VT 2 (Eddie, van Zegeren)  
 .....VMI 6 (Covington 3, Anglade 2, Watson)  
**Steals**.....VT 7 (Green 3, Eddie 2, Patrick, Raines)  
 .....VMI 5 (Glasgow 2, Carr, Marshall, Stephenson)

**Officials**..... Eades, Testa, Covington, Jr.  
**Technical**.....None  
**Attendance**.....6883

**Percentages:**

|               | FG%  | 3FG% | FT%  |
|---------------|------|------|------|
| VMI           | 41.1 | 21.6 | 80.0 |
| Virginia Tech | 52.9 | 45.8 | 80.0 |



# GAME 4

## VIRGINIA TECH 96, UNC GREENSBORO 87

NOV. 19, 2012 • 7 P.M. • GREENSBORO, N.C.

The Virginia Tech tandem of **Erick Green** and **Jarell Eddie** each registered career highs and spearheaded a 14-1 run late in the game that helped the Hokies to a 96-87 nonconference victory over UNCG.

UNCG trailed by as many as 14 in the first half and by eight with less than 10 minutes to play. But the Spartans used a 14-2 run to take a 77-73 lead, grabbing their biggest lead on a basket by Trevis Simpson with 6:08 left in the game. Simpson scored 12 of the 14 points in the run and finished with 25 points.

But the Hokies responded. Green, who had been quiet in the second half, scored with 5:49 remaining to start a 14-1 run. He scored 10 of the 14 points in that run, and his two free throws with 1:22 left gave the Hokies an 87-78 lead.

UNCG cut the lead to four on a basket by Simpson with 54 seconds left, but the Hokies' free-throw shooting down the stretch was just too good. Tech made 18 of its final 22 free-throw attempts and shot 81 percent from the line.

Green went 12 of 12 from the free-throw line in the final 4:18. He made all 16 of his attempts for the game, which carried his performance on a night in which he made just 4 of 15 shots.

Eddie and Green combined to score 25 of the Hokies' final 26 points. Eddie scored a game-high 28 points, hitting 7 of 9 from the floor and 9 of 10 from the free-throw line. He nailed all five of his 3-point attempts.

UNCG stayed in the game with its 3-point shooting, as the Spartans hit 11 of 35 from beyond the arc. Derrell Armstrong added 23 for the Spartans.

The Hokies also got 10 points from **Robert Brown**, nine points and nine rebounds from **Cadarian Raines** and nine points from **Will Johnston**. Also, **Marshall Wood** grabbed a career-high 11 rebounds.

The game turned out to be historic for Johnson, who became the first Tech coach to win his first four games in his inaugural season as the Hokies' coach since Bill Matthews went 4-0 to start the 1962-63 season.

### VIRGINIA TECH (4-0, 0-0 ACC)

| Player             | MP  | FG    | FT    | TR | PF | A  | TO | Blk | Stl | TP |
|--------------------|-----|-------|-------|----|----|----|----|-----|-----|----|
| Robert Brown, g    | 30  | 3-7   | 1-2   | 2  | 3  | 3  | 2  | 1   | 0   | 10 |
| Jarell Eddie, f    | 34  | 7-9   | 9-10  | 5  | 0  | 2  | 2  | 3   | 0   | 28 |
| C.J. Barksdale, f  | 22  | 1-4   | 3-4   | 6  | 2  | 1  | 2  | 2   | 0   | 5  |
| Erick Green, g     | 38  | 4-15  | 16-16 | 3  | 1  | 6  | 2  | 1   | 1   | 26 |
| Cadarian Raines, f | 27  | 3-8   | 3-4   | 9  | 4  | 0  | 3  | 1   | 1   | 9  |
| Joey van Zegeren   | 12  | 1-1   | 0-2   | 1  | 1  | 0  | 3  | 0   | 1   | 2  |
| Marquis Rankin     | 8   | 1-1   | 0-0   | 0  | 0  | 0  | 0  | 0   | 0   | 2  |
| Will Johnston      | 10  | 3-3   | 0-0   | 0  | 1  | 0  | 0  | 0   | 0   | 9  |
| Marshall Wood      | 19  | 1-5   | 2-4   | 11 | 3  | 1  | 0  | 0   | 1   | 5  |
| TEAM               |     |       |       | 4  |    |    |    |     |     |    |
| Totals             | 200 | 24-53 | 34-42 | 41 | 15 | 13 | 14 | 8   | 4   | 96 |

### UNC GREENSBORO (1-3, 0-0 SoCon)

| Player              | MP  | FG    | FT    | TR | PF | A  | TO | Blk | Stl | TP |
|---------------------|-----|-------|-------|----|----|----|----|-----|-----|----|
| David Williams, f   | 17  | 2-2   | 1-2   | 2  | 5  | 2  | 0  | 0   | 0   | 5  |
| Kelvin McNeil, f    | 27  | 5-8   | 2-3   | 12 | 3  | 1  | 1  | 0   | 1   | 12 |
| Korey van Dussen, g | 28  | 4-9   | 0-0   | 3  | 4  | 2  | 1  | 0   | 1   | 10 |
| Trevis Simpson, g   | 31  | 10-23 | 2-2   | 3  | 4  | 4  | 0  | 0   | 0   | 25 |
| Drew Parker, g      | 23  | 1-3   | 0-0   | 2  | 3  | 4  | 3  | 0   | 2   | 3  |
| Kayel Locke         | 25  | 2-8   | 2-4   | 7  | 4  | 0  | 1  | 0   | 0   | 6  |
| Derrell Armstrong   | 30  | 7-15  | 5-6   | 3  | 0  | 2  | 1  | 0   | 0   | 23 |
| Taylor Hoffer       | 7   | 0-0   | 0-0   | 2  | 2  | 0  | 1  | 0   | 0   | 0  |
| Nicholas Paulos     | 9   | 1-4   | 0-0   | 1  | 1  | 1  | 1  | 0   | 0   | 3  |
| RJ White            | 3   | 0-1   | 0-0   | 2  | 0  | 0  | 0  | 0   | 1   | 0  |
| TEAM                |     |       |       | 1  |    |    |    |     |     |    |
| Totals              | 200 | 32-75 | 12-17 | 38 | 25 | 16 | 9  | 0   | 5   | 87 |

**3-Pointers**.....VT 14 (Eddie 5, Brown 3, Johnston 3, Green 2, Wood)  
 .....UNCG 11 (Armstrong 4, Simpson 3, van Dussen 2, Parker, Paulos)  
**Blocks**..... VT 8 (Eddie 3, Barksdale 2, Brown, Green)  
 .....UNCG 0  
**Steals**.....VT 4 (Green, Raines, van Zegeren, Wood)  
 .....UNCG 5 (Parker 2, McNeil, van Dussen, White)

**Officials**.....Hess, Groover, Nestor  
**Technical**.....None  
**Attendance**.....3,082

**Percentages:**  
 Virginia Tech FG%...45.3 3FG%...63.6 FT%...81.0  
 UNC Greensboro FG%...42.7 3FG%...31.4 FT%...70.6

|                |    |    |   |    |
|----------------|----|----|---|----|
| Virginia Tech  | 45 | 51 | — | 96 |
| UNC Greensboro | 41 | 46 | — | 87 |

# GAME 5

## VIRGINIA TECH vs. APPALACHIAN ST.

NOV. 23, 2012 • 2 P.M. • BLACKSBURG, VA.

Virginia Tech used a career-high 27 points from point guard **Erick Green** to outlast Appalachian State 87-76.

With the win, the Hokies moved to 5-0 on the season. The Hokies are 5-0 for the first time since the 1984-85.

The Hokies struggled somewhat against Appalachian State for the better part of 30 minutes. The Mountaineers, picked to finish fourth in the Southern Conference's North Division, trailed just 60-58 after a 3-pointer by Nathan Healy with 10:41 remaining.

But Virginia Tech answered with a 13-2 run that put the game away. Green scored six points in the run, including a one-handed slam with 4:51 to go that capped the run and gave the Hokies a 73-60 lead. The Hokies built the lead to 79-64 on a three-point play by **Cadarian Raines** with 3:28 remaining, and the Mountaineers got no closer than 11.

Green, who became the first Tech player to score 20 points or more in the Hokies first five games to start a season since **Bimbo Coles** scored 20 or more in the first nine games of the 1989-90 season, made 8 of 16 from the floor and all 11 of his free-throw attempts. He has made 31 consecutive free throws. The Hokies made 30 of their 39 free-throw attempts. In contrast, the Mountaineers hit just 12 of 21 and turned the ball over 19 times.

**Jarell Eddie** added 23 points for the Hokies, making 7 of 9 from the floor, including 4 of 5 from beyond the 3-point arc. Eddie has made 14 of his past 18 shots from the floor, including 9 of his past 10 3-point attempts. He's shooting 57.7 percent from the floor this season, including 59.3 percent from beyond the 3-point arc.

**Marshall Wood** had a career-high 13 points and also grabbed a game-high eight rebounds for Virginia Tech, which shot 50 percent (26 of 52) from the floor.

### APPALACHIAN STATE (1-4)

| Player             | MP  | FG    | FT    | TR | PF | A | TO | Blk | Stl | TP |
|--------------------|-----|-------|-------|----|----|---|----|-----|-----|----|
| Michael Obacha, f  | 22  | 2-2   | 1-4   | 3  | 4  | 1 | 3  | 0   | 0   | 5  |
| Nathan Healy, f    | 39  | 4-8   | 1-2   | 7  | 4  | 0 | 1  | 1   | 3   | 11 |
| Tab Hamilton, g    | 27  | 7-12  | 0-0   | 1  | 4  | 0 | 2  | 0   | 1   | 15 |
| Jamaal Trice, g    | 40  | 5-15  | 6-7   | 4  | 1  | 2 | 4  | 0   | 0   | 19 |
| Jay Canty, g       | 40  | 8-16  | 3-4   | 7  | 2  | 1 | 6  | 1   | 1   | 21 |
| Tevin Baskin       | 13  | 2-5   | 1-4   | 6  | 4  | 0 | 2  | 0   | 0   | 5  |
| Chris Bruggess     | 12  | 0-1   | 0-0   | 1  | 2  | 0 | 1  | 0   | 0   | 0  |
| Rantavious Gilbert | 0+  | 0-0   | 0-0   | 0  | 0  | 0 | 0  | 0   | 0   | 0  |
| Tommy Spagnolo     | 6   | 0-1   | 0-0   | 3  | 5  | 2 | 0  | 0   | 0   | 0  |
| Frank Eaves        | 1   | 0-0   | 0-0   | 0  | 0  | 0 | 0  | 0   | 0   | 0  |
| TEAM               |     |       |       | 3  |    |   |    |     |     |    |
| Totals             | 200 | 28-60 | 12-21 | 35 | 26 | 6 | 19 | 2   | 5   | 35 |

### VIRGINIA TECH (5-0, 0-0 ACC)

| Player             | MP  | FG    | FT    | TR | PF | A  | TO | Blk | Stl | TP |
|--------------------|-----|-------|-------|----|----|----|----|-----|-----|----|
| Cadarian Raines, f | 18  | 1-3   | 1-3   | 2  | 4  | 0  | 3  | 1   | 1   | 3  |
| Jarell Eddie, f    | 35  | 7-9   | 5-6   | 2  | 3  | 0  | 3  | 1   | 0   | 23 |
| C.J. Barksdale, f  | 25  | 3-5   | 4-5   | 7  | 3  | 2  | 1  | 0   | 2   | 10 |
| Robert Brown, g    | 25  | 2-8   | 5-6   | 2  | 2  | 6  | 3  | 1   | 1   | 9  |
| Erick Green, g     | 36  | 8-16  | 11-11 | 4  | 2  | 4  | 0  | 2   | 2   | 27 |
| Joey van Zegeren   | 11  | 1-2   | 0-0   | 1  | 0  | 0  | 0  | 0   | 0   | 2  |
| Marquis Rankin     | 20  | 0-1   | 0-2   | 0  | 1  | 2  | 0  | 0   | 1   | 0  |
| Christian Beyer    | 1   | 0-0   | 0-0   | 0  | 0  | 0  | 0  | 0   | 0   | 0  |
| Will Johnston      | 4   | 0-0   | 0-0   | 0  | 1  | 0  | 0  | 0   | 0   | 0  |
| Marshall Wood      | 25  | 4-8   | 4-7   | 8  | 2  | 2  | 1  | 0   | 0   | 13 |
| TEAM               |     |       |       | 2  |    |    |    |     |     |    |
| Totals             | 200 | 26-52 | 30-39 | 27 | 19 | 16 | 13 | 3   | 7   | 87 |

**3-Pointers**.....VT 5 (Eddie 4, Wood)  
 .....ASU 8 (Trice 3, Canty 2, Healy 2, Hamilton)  
**Blocks**..... VT 3 (Brown, Eddie, Raines)  
 .....ASU 2 (Canty, Healy)  
**Steals**.....VT 7 (Barksdale 2, Green 2, Brown, Raines, Rankin)  
 .....ASU 5 (Healy 3, Canty, Hamilton)

**Officials**.....Clinton, Kelly, Gaffney  
**Technical**.....None  
**Attendance**.....7,094

**Percentages:**  
 Appalachian State FG%...46.7 3FG%...36.4 FT%...57.1  
 Virginia Tech FG%...50.0 3FG%...27.8 FT%...76.9

|                   |    |    |   |    |
|-------------------|----|----|---|----|
| Appalachian State | 38 | 38 | — | 76 |
| Virginia Tech     | 41 | 46 | — | 87 |

# GAME 6

## VIRGINIA TECH 95, IOWA 79

NOV. 27, 2012 • 7:15 P.M. • BLACKSBURG, VA.

**Erick Green** scored 16 of his game-high 24 points in the second half to pace five players in double figures as the Hokies rolled to an eye-opening 95-79 victory.

The Hokies took control of the game with a 19-1 run that spanned the two halves. Tech Iowa's Roy Devyn Marble scored to give the Hawkeyes a 37-36 with 3:16 left in the first half, but the Hokies closed the half with a 10-1 run and took a 46-38 lead at the break.

Then, to open the second half, Tech went on a 9-0 run – with Green scoring all nine points. His three-point play with 19:30 left in the game started the outburst, and he also hit two short jumpers before ending the run with two free throws at the 16:53 mark. That put the Hokies up 55-38.

The Hawkeyes answered with a 16-2 run to climb back in the game and cut the lead to 57-54 on a layup by Anthony Clemmons with 12 minutes left. But the Hokies scored 12 of the game's next 16 points, and Iowa got no closer than seven, as the Hokies gradually pulled away.

The Hokies, who shot 52.5 percent from the floor and an impressive 90 percent from the free-throw line (27 of 30), score 95 points or more for the third time this season and scored 80 or more for the fourth straight time and the fifth time in six games. The last time Tech scored 80 or more in four straight games was in 1994.

Green connected on 8 of 15 from the floor and 8 of 9 from the free-throw line. He saw his streak of consecutive made free throws end at 37 straight.

**Robert Brown** added 18 points for Tech, just one short of his career high, while **Jarell Eddie** and **C.J. Barksdale** scored 11 each. **Joey van Zegeren** chipped in a career-high 10 points as part of a Tech bench that scored 22 points on the evening.

The Hawkeyes got 21 points from Aaron White and 18 from Marble.

### IOWA (5-2, 0-0 Big Ten)

| Player              | MP  | FG    | FT    | TR | PF | A  | TO | Blk | Stl | TP |
|---------------------|-----|-------|-------|----|----|----|----|-----|-----|----|
| Zach McCabe, f      | 19  | 2-5   | 0-0   | 4  | 3  | 3  | 0  | 0   | 0   | 4  |
| Aaron White, f      | 34  | 8-15  | 5-6   | 10 | 1  | 0  | 0  | 0   | 0   | 21 |
| Adam Woodbury, c    | 19  | 2-5   | 3-5   | 5  | 2  | 1  | 1  | 3   | 0   | 7  |
| Roy Devyn Marble, g | 35  | 9-16  | 0-0   | 7  | 1  | 7  | 4  | 0   | 0   | 18 |
| Mike Gesell, g      | 19  | 2-7   | 1-2   | 0  | 1  | 2  | 2  | 0   | 0   | 5  |
| Gabriel Olaneni     | 3   | 0-0   | 0-0   | 0  | 2  | 0  | 0  | 0   | 0   | 0  |
| Melsahn Basabe      | 21  | 2-2   | 2-2   | 1  | 2  | 0  | 1  | 1   | 0   | 6  |
| Josh Oglesby        | 16  | 3-6   | 0-0   | 0  | 2  | 0  | 0  | 0   | 0   | 9  |
| Anthony Clemmons    | 16  | 3-5   | 2-3   | 0  | 5  | 2  | 1  | 0   | 1   | 9  |
| Pat Ingram          | 3   | 0-1   | 0-0   | 0  | 0  | 0  | 0  | 0   | 0   | 0  |
| Eric May            | 15  | 0-2   | 0-0   | 3  | 4  | 1  | 1  | 0   | 1   | 0  |
| TEAM                |     |       |       | 4  |    |    |    |     |     |    |
| Totals              | 200 | 31-64 | 13-18 | 30 | 23 | 16 | 10 | 4   | 2   | 79 |

### VIRGINIA TECH (6-0, 0-0 ACC)

| Player             | MP  | FG    | FT    | TR | PF | A  | TO | Blk | Stl | TP |
|--------------------|-----|-------|-------|----|----|----|----|-----|-----|----|
| Cadarian Raines, f | 27  | 2-4   | 5-6   | 6  | 3  | 0  | 1  | 2   | 0   | 9  |
| Jarell Eddie, f    | 34  | 4-11  | 2-2   | 7  | 3  | 3  | 2  | 0   | 3   | 11 |
| C.J. Barksdale, f  | 24  | 5-7   | 1-1   | 7  | 2  | 0  | 1  | 0   | 1   | 11 |
| Robert Brown, g    | 38  | 6-8   | 5-5   | 0  | 1  | 2  | 1  | 1   | 1   | 18 |
| Erick Green, g     | 39  | 8-15  | 8-9   | 5  | 3  | 5  | 2  | 0   | 2   | 24 |
| Joey van Zegeren   | 12  | 3-6   | 4-5   | 3  | 3  | 0  | 2  | 0   | 0   | 10 |
| Marquis Rankin     | 8   | 2-3   | 0-0   | 0  | 4  | 2  | 1  | 0   | 0   | 5  |
| Will Johnston      | 2   | 1-1   | 0-0   | 0  | 0  | 0  | 0  | 0   | 0   | 3  |
| Marshall Wood      | 16  | 1-6   | 2-2   | 4  | 1  | 0  | 0  | 0   | 0   | 4  |
| TEAM               |     |       |       | 4  |    |    |    |     |     |    |
| Totals             | 200 | 32-61 | 27-30 | 36 | 20 | 12 | 9  | 4   | 6   | 95 |

**3-Pointers**..... VT 4 (Brown, Eddie, Johnston, Rankin)  
 .....Iowa 4 (Oglesby 3, Clemmons)  
**Blocks**..... VT 4 (Raines 2, Barksdale, Brown)  
 .....Iowa 4 (Woodbury 3, Basabe)  
**Steals**.....VT 6 (Eddie 3, Green 2, Brown)  
 .....Iowa 2 (Clemmons, May)

**Officials**.....Dorsey, Kersey, Hess  
**Technical**.....None  
**Attendance**.....5,647

**Percentages:**  
 Iowa FG%...48.4 3FG%...18.2 FT%...72.2  
 Virginia Tech FG%...52.5 3FG%...26.7 FT%...90.0

|               |    |    |   |    |
|---------------|----|----|---|----|
| Iowa          | 38 | 41 | — | 79 |
| Virginia Tech | 46 | 49 | — | 95 |

# GAME 7

VIRGINIA TECH 81, OKLAHOMA ST. 71

DEC. 1, 2012 • 2 P.M. • BLACKSBURG, VA.

Erick Green scored 18 of his career-high 28 points in the second half and hit eight free throws in the final 1:16 to help Virginia Tech upset No. 15 Oklahoma State 81-71.

With the win, the Hokies moved to 7-0 overall on the season, which marks their best start since the 1982-83 team won its first seven games to start the season. Oklahoma State fell to 5-1 overall.

The Hokies trailed at halftime following a first half in which Green spent 11 minutes on the bench after picking up two quick fouls. But in the second half, he heated up and got the Hokies going.

Green scored Tech's first 10 points of the second half, helping the Hokies rally from a 36-32 halftime deficit. His basket with 16:52 remaining tied the game at 42.

Then Green's teammates got in the act. Midway through the second half, Tech went on a 14-4 run, grabbing a 58-50 lead on Jarell Eddie's basket with 9:16 remaining. Four different players scored in the run – but not Green.

Oklahoma State (5-1) cut the lead to 62-61 on a basket by Kamari Murphy with 4:58 left, but the Hokies outscored the Cowboys 19-10 the rest of the way, and Oklahoma State got no closer than three points the rest of the game.

Tech put the game away at the free-throw line, hitting its final 10 free throws and 13 of its final 15. The Hokies made 27 of 33 from the line, with Green connecting on 12 of 13. In contrast, the Cowboys made just 11 of 15 from the line. Green scored more than 20 points for the seventh straight game to start the season – something no Tech player has done since Binbo Coles opened the 1989-90 season by scoring 20 or more in the first nine games.

Robert Brown added 18 points for the Hokies. Eddie finished with his second double-double of the season, scoring 15 points and grabbing 12 rebounds. Cadarian Raines added 10 points.

Oklahoma State got 18 points from both Marcus Smart and Le'Bryan Nash. The bigger Cowboys lost the battle of the boards, as Tech out-rebounded Oklahoma State 41-31.

## OKLAHOMA STATE (5-1, 0-0 BIG 12)

| Player           | MP  | FG    | FT    | TR | PF | A  | TO | Blk | Stl | TP |
|------------------|-----|-------|-------|----|----|----|----|-----|-----|----|
| Le'Bryan Nach, f | 34  | 8-18  | 1-2   | 4  | 4  | 4  | 1  | 0   | 0   | 18 |
| Kamari Murphy, f | 36  | 6-9   | 1-1   | 5  | 2  | 1  | 2  | 2   | 0   | 13 |
| Philip Jurick, c | 20  | 1-1   | 0-0   | 6  | 4  | 0  | 0  | 2   | 0   | 2  |
| Markel Brown, g  | 33  | 4-8   | 2-2   | 0  | 2  | 1  | 2  | 1   | 0   | 11 |
| Marcus Smart, g  | 37  | 5-15  | 7-9   | 11 | 4  | 6  | 0  | 0   | 2   | 18 |
| Kirby Gardner    | 8   | 0-1   | 0-0   | 1  | 1  | 1  | 1  | 0   | 1   | 0  |
| Phil Forte       | 25  | 2-11  | 0-1   | 1  | 4  | 0  | 0  | 1   | 5   | 5  |
| Michael Cobbins  | 7   | 2-3   | 0-0   | 1  | 2  | 0  | 2  | 0   | 1   | 4  |
| TEAM             |     |       |       | 2  |    |    |    |     |     |    |
| Totals           | 200 | 28-66 | 11-15 | 31 | 23 | 13 | 8  | 5   | 5   | 71 |

## VIRGINIA TECH (7-0, 0-0 ACC)

| Player             | MP  | FG    | FT    | TR | PF | A | TO | Blk | Stl | TP |
|--------------------|-----|-------|-------|----|----|---|----|-----|-----|----|
| Cadarian Raines, f | 32  | 4-8   | 2-3   | 6  | 1  | 1 | 1  | 2   | 0   | 10 |
| Jarell Eddie, f    | 34  | 5-14  | 3-3   | 12 | 2  | 4 | 2  | 1   | 2   | 15 |
| C.J. Barksdale, f  | 13  | 0-1   | 0-0   | 1  | 1  | 2 | 0  | 0   | 1   | 0  |
| Robert Brown, g    | 31  | 7-15  | 4-7   | 6  | 3  | 0 | 1  | 1   | 1   | 18 |
| Erick Green, g     | 26  | 6-10  | 12-13 | 7  | 2  | 0 | 3  | 0   | 0   | 28 |
| Joey van Zegeren   | 8   | 1-2   | 0-0   | 0  | 0  | 0 | 1  | 1   | 1   | 2  |
| Marquis Rankin     | 20  | 0-1   | 0-0   | 0  | 2  | 0 | 3  | 0   | 0   | 0  |
| Will Johnston      | 10  | 0-1   | 0-0   | 0  | 1  | 1 | 0  | 0   | 0   | 0  |
| Marshall Wood      | 26  | 1-3   | 6-7   | 5  | 4  | 0 | 1  | 1   | 0   | 8  |
| TEAM               |     |       |       | 4  |    |   |    |     |     |    |
| Totals             | 200 | 24-55 | 27-33 | 41 | 16 | 8 | 12 | 6   | 5   | 81 |

**3-Pointers**.....VT 6 (Green 4, Eddie 2)  
.....Ok St 4 (Brown, Forte, Nash, Smart)  
**Blocks**.....VT 6 (Raines 2, Brown, Eddie, van Zegeren, Wood)  
.....Ok St 5 (Jurick, 2, Murphy 2, Brown)  
**Steals**.....VT 5 (Eddie 2, Barksdale, Brown, van Zegeren)  
.....Ok St 5 (Smart 2, Cobbins, Forte, Gardner)

**Officials**.....Kersey, Stewart, Maxwell  
**Technical**.....None  
**Attendance**.....7,552

**Percentages:**  
Oklahoma State FG%...42.4 3FG%...17.4 FT%...73.3  
Virginia Tech FG%...43.6 3FG%...37.5 FT%...81.8

|                |    |    |   |    |
|----------------|----|----|---|----|
| Oklahoma State | 36 | 35 | — | 71 |
| Virginia Tech  | 32 | 49 | — | 81 |

# GAME 8

WEST VIRGINIA 68, VIRGINIA TECH 67

DEC. 8, 2012 • 4 P.M. • MORGANTOWN, W. VA.

Virginia Tech guard Erick Green scored 23 points, but couldn't connect on a jumper at the buzzer, as the Hokies fell to West Virginia 68-67 in a nonconference game played at WVU Coliseum on Saturday afternoon.

The Hokies were in position to win the game after forward Robert Brown banked in a 3-pointer with 18 seconds remaining to give Tech a 67-66 lead. But West Virginia's Juwan Staten took advantage of some confusion on Tech's part, scoring on an open layup with five seconds remaining to give the Mountaineers a 68-67 lead. It was Staten's only basket of the game.

The Hokies called timeout with 3.4 seconds left after Staten's basket, and they got the ball into the hands of Green. The senior guard drove into the lane and lofted a jumper that bounced off the rim as time expired, enabling the Mountaineers to escape with a one-point victory.

Green scored 14 of his 23 points in the second half. He hit 8 of 19 from the floor for the game, including 2 of 5 from beyond the 3-point arc. He also dished out a career-high 10 assists.

Green and Brown teamed for 45 of the Hokies' 67 points. Brown scored a career-high 21 points, hitting 9 of 19 from the floor, including 2 of 7 from beyond the arc.

But the two of them weren't enough on a day in which Jarell Eddie played just 20 minutes because of foul trouble, the Hokies shot just 41.5 percent from the floor and Tech got out-rebounded 49-38. West Virginia finished with 23 offensive rebounds and 18 second-chance points.

West Virginia got huge games from a pair of unlikely sources. Junior center Aaric Murray scored a career-high 15 points and hit a career-high two 3-pointers. Also, sophomore Kevin Noreen, a 6-10 forward who came into the game averaging 1.3 points per game, finished with a double-double, scoring a career-high 14 points and grabbing a career-high 12 rebounds. Noreen hit two 3-pointers the first two of his career.

## VIRGINIA TECH (7-1, 0-0 ACC)

| Player             | MP  | FG    | FT   | TR | PF | A  | TO | Blk | Stl | TP |
|--------------------|-----|-------|------|----|----|----|----|-----|-----|----|
| Cadarian Raines, f | 30  | 4-8   | 0-2  | 8  | 4  | 0  | 0  | 0   | 1   | 8  |
| Jarell Eddie, f    | 20  | 2-5   | 0-0  | 4  | 2  | 2  | 1  | 0   | 5   | 5  |
| C.J. Barksdale, f  | 33  | 3-4   | 0-0  | 8  | 1  | 0  | 1  | 3   | 0   | 6  |
| Robert Brown, g    | 38  | 9-19  | 1-1  | 3  | 3  | 1  | 3  | 2   | 0   | 21 |
| Erick Green, g     | 37  | 8-19  | 5-5  | 4  | 1  | 10 | 0  | 0   | 2   | 23 |
| Joey van Zegeren   | 12  | 1-3   | 0-0  | 2  | 2  | 0  | 0  | 2   | 0   | 2  |
| Marquis Rankin     | 25  | 0-5   | 0-0  | 4  | 2  | 2  | 0  | 0   | 0   | 0  |
| Marshall Wood      | 5   | 0-2   | 2-2  | 2  | 0  | 0  | 0  | 0   | 0   | 2  |
| TEAM               |     |       |      | 5  |    |    |    |     |     |    |
| Totals             | 200 | 27-65 | 8-10 | 38 | 17 | 15 | 6  | 8   | 3   | 67 |

## WEST VIRGINIA (4-3, 0-0 BIG 12)

| Player           | MP  | FG    | FT    | TR | PF | A  | TO | Blk | Stl | TP |
|------------------|-----|-------|-------|----|----|----|----|-----|-----|----|
| Deniz Kilicli, f | 21  | 1-4   | 3-6   | 7  | 1  | 1  | 2  | 0   | 0   | 5  |
| Aaric Murray, c  | 26  | 6-10  | 1-2   | 7  | 3  | 0  | 1  | 1   | 1   | 15 |
| Juwan Staten, g  | 34  | 1-6   | 4-6   | 5  | 1  | 2  | 1  | 0   | 1   | 6  |
| Jabarie Hinds, g | 14  | 1-9   | 0-0   | 0  | 1  | 2  | 1  | 0   | 0   | 3  |
| Aaron Brown, g   | 4   | 1-2   | 0-0   | 0  | 0  | 0  | 0  | 0   | 0   | 3  |
| Eron Harris      | 17  | 3-5   | 2-2   | 5  | 2  | 2  | 0  | 0   | 0   | 10 |
| Gary Browne      | 15  | 1-10  | 0-1   | 2  | 2  | 2  | 0  | 0   | 0   | 3  |
| Terry Henderson  | 12  | 2-6   | 0-0   | 6  | 0  | 0  | 1  | 1   | 0   | 4  |
| Kevin Noreen     | 33  | 6-10  | 0-1   | 12 | 1  | 1  | 1  | 2   | 0   | 14 |
| Keaton Miles     | 24  | 2-6   | 0-0   | 2  | 1  | 5  | 0  | 1   | 0   | 5  |
| TEAM             |     |       |       | 3  |    |    |    |     |     |    |
| Totals           | 200 | 24-68 | 10-18 | 49 | 12 | 15 | 7  | 5   | 2   | 68 |

**3-Pointers**.....VT 5 (Brown 2, Green 2, Eddie)  
WVU 10 (Harris 2, Murray 2, Noreen 2, Brown, Browne, Hinds, Miles)  
**Blocks**.....VT 8 (Barksdale 3, Brown 2, van Zegeren 2, Eddie)  
.....WVU 5 (Noreen 2, Henderson, Miles, Murray)  
**Steals**.....VT 3 (Green 2, Raines)  
.....WVU 2 (Murray, Staten)

**Officials**.....Simmons, Natili, Caldwell  
**Technical**.....None  
**Attendance**.....11,631

**Percentages:**  
Virginia Tech FG%...41.5 3FG%...27.8 FT%...80.0  
West Virginia FG%...35.3 3FG%...41.7 FT%...55.6

|               |    |    |   |    |
|---------------|----|----|---|----|
| Virginia Tech | 24 | 43 | — | 67 |
| West Virginia | 30 | 38 | — | 68 |

# GAME 9

VIRGINIA TECH 70, MISS. VALLEY ST, 49

DEC. 10, 2012 • 7 P.M. • BLACKSBURG, VA.

Erick Green scored 23 points and Marquis Rankin added a career-high 10 to lead Virginia Tech past Mississippi Valley State 70-49.

The Hokies took control with a 10-2 run to end the first half and an 8-2 run to start the second half – an 18-4 run total. A jumper by C.J. Barksdale ended the run with 15:57 remaining, giving the Hokies a 38-26 lead, and the Delta Devils got no closer than 10 points the rest of the game. Virginia Tech went on to lead by as many as 23 points.

The Hokies started hitting the boards in the second half and turned up the defensive pressure. The Hokies got out-rebounded by seven in the first half (24-17), but out-rebounded Mississippi Valley State 51-45 for the game. They also held the Delta Devils to just 25.7 percent shooting from the floor (18 of 70).

Green hit 8 of 13 from the floor for the game and all six of his free-throw attempts. He has scored more than 20 points in all nine games this season for the Hokies, becoming the first Virginia Tech player to score at least 20 points in the first nine games of a season since 1989-90 when former star Binbo Coles opened the season by scoring 20 or more in the first nine games.

Rankin, whose previous career high was eight points, hit 3 of 4 from the floor, including a 3-pointer. He also hit all three of his free-throw attempts. Behind him, the Hokies' reserves scored 29 points.

Joey van Zegeren added nine points and seven rebounds for the Hokies, while Marshall Wood and Jarell Eddie finished with eight each.

Mississippi Valley State got 19 points from Davon Usher and 15 from Darius Tomlin.

## MISSISSIPPI VALLEY STATE (0-6)

| Player             | MP  | FG    | FT   | TR | PF | A | TO | Blk | Stl | TP |
|--------------------|-----|-------|------|----|----|---|----|-----|-----|----|
| Blake Ralling, f   | 24  | 0-6   | 0-0  | 5  | 5  | 0 | 1  | 0   | 0   | 0  |
| Julius Francis, f  | 23  | 2-7   | 0-1  | 7  | 1  | 1 | 5  | 0   | 0   | 4  |
| Matt Smith, g      | 36  | 5-11  | 0-2  | 10 | 3  | 0 | 1  | 4   | 1   | 0  |
| Darryl Marshall, g | 22  | 0-8   | 0-0  | 5  | 1  | 0 | 3  | 0   | 1   | 10 |
| Darius Tomlin, g   | 27  | 5-15  | 5-5  | 4  | 4  | 1 | 0  | 2   | 15  | 2  |
| Davon Usher        | 28  | 6-16  | 3-4  | 6  | 2  | 0 | 2  | 0   | 0   | 19 |
| Cameron Dobbs      | 7   | 0-4   | 1-2  | 1  | 1  | 0 | 0  | 0   | 0   | 1  |
| Cortland Henry     | 21  | 0-2   | 0-0  | 1  | 2  | 0 | 0  | 0   | 2   | 0  |
| Montreal Holley    | 12  | 0-1   | 0-0  | 2  | 1  | 1 | 1  | 1   | 0   | 0  |
| TEAM               |     |       |      | 3  |    |   |    |     |     |    |
| Totals             | 200 | 18-70 | 9-14 | 45 | 20 | 6 | 14 | 5   | 5   | 49 |

## VIRGINIA TECH (8-1, ACC 0-0)

| Player             | MP  | FG    | FT    | TR | PF | A  | TO | Blk | Stl | TP |
|--------------------|-----|-------|-------|----|----|----|----|-----|-----|----|
| Cadarian Raines, f | 12  | 0-4   | 0-0   | 4  | 5  | 1  | 2  | 1   | 0   | 0  |
| Jarell Eddie, f    | 26  | 2-7   | 4-7   | 10 | 1  | 0  | 3  | 1   | 0   | 8  |
| C.J. Barksdale, f  | 19  | 3-5   | 0-0   | 3  | 2  | 1  | 0  | 1   | 0   | 6  |
| Robert Brown, g    | 23  | 2-9   | 0-0   | 4  | 3  | 2  | 1  | 0   | 1   | 4  |
| Erick Green, g     | 33  | 8-13  | 6-6   | 5  | 1  | 4  | 2  | 0   | 2   | 23 |
| Joey van Zegeren   | 23  | 3-3   | 3-6   | 7  | 1  | 0  | 0  | 3   | 0   | 9  |
| Marcus Patrick     | 10  | 0-3   | 0-0   | 2  | 2  | 0  | 2  | 0   | 0   | 0  |
| Marquis Rankin     | 19  | 3-4   | 3-3   | 2  | 1  | 1  | 1  | 1   | 1   | 10 |
| Greg Donlon        | 1   | 0-0   | 0-0   | 1  | 0  | 0  | 0  | 0   | 0   | 0  |
| Christian Beyer    | 10  | 0-4   | 2-2   | 5  | 0  | 0  | 1  | 1   | 0   | 2  |
| Joey Racer         | 1   | 0-1   | 0-0   | 0  | 1  | 0  | 0  | 0   | 0   | 0  |
| Will Johnston      | 8   | 0-2   | 0-0   | 1  | 0  | 1  | 0  | 1   | 0   | 0  |
| Marshall Wood      | 15  | 2-5   | 4-6   | 3  | 2  | 1  | 2  | 1   | 0   | 8  |
| TEAM               |     |       |       | 4  |    |    |    |     |     |    |
| Totals             | 200 | 23-60 | 22-30 | 51 | 19 | 10 | 15 | 9   | 4   | 70 |

**3-Pointers**.....VT 2 (Green, Rankin)  
.....MVSU 4 (Usher)  
**Blocks**.....VT 9 (van Zegeren 3, Barksdale, Beyer, Eddie,  
.....Raines, Rankin, Wood)  
.....MVSU 5 (Smith 4, Holley)  
**Steals**.....VT 4 (Green 2, Brown, Rankin)  
.....MVSU 5 (Henry 2, Tomlin 2, Smith)

**Officials**.....Clinton, Marotta, Humes  
**Technical**.....MVSU - Smith  
**Attendance**.....4,926

**Percentages:**  
Miss. Valley State FG%...25.7 3FG%...13.8 FT%...64.3  
Virginia Tech FG%...38.3 3FG%...16.7 FT%...73.3

|                    |    |    |   |    |
|--------------------|----|----|---|----|
| Miss. Valley State | 24 | 25 | — | 49 |
| Virginia Tech      | 30 | 40 | — | 70 |

# GAME 10

GA. SOUTHERN 78, VIRGINIA TECH 73

DEC. 15, 2012 • 2 P.M. • BLACKSBURG, VA.

**Erick Green** tied his career high with 28 points, but the Hokies' cold shooting cost them, as they fell to Georgia Southern 78-73.

Tech fell behind 8-0 from the start and never led. The Hokies shot just 29 percent in the first half and 39.7 percent for the game, and they trailed by as many as 16 points with less than eight minutes left.

Behind guard C.J. Reed, the Eagles went on a 12-0 run that spanned both halves and took a 42-27 lead. His 3-pointer with 36 seconds left in the first half started the run, and then he hit a 3-pointer and a layup with 18:10 left to cap the run.

The Hokies managed to cut the lead to 74-71 on a 3-pointer by **Jarell Eddie** with 54.3 seconds left, and a missed 3-pointer by Reed on the Eagles' next possession gave the Hokies a chance to tie.

But Green's 3-point attempt with 23 seconds to go was off the mark, and Tech fouled Cameron Baskerville with 19 seconds remaining. Baskerville nailed both free throws to give the Eagles a 76-71 lead, and after a Green layup cut the lead to 76-73 with 14 seconds left, Baskerville hit two more free throws with 13 seconds remaining to seal the game.

The Eagles did so in large part because of some outstanding 3-point shooting. They hit a season-high 11 3-pointers in 26 attempts, with Reed, freshman guard Cleon Roberts and junior Eric Ferguson combining for all of them. They also out-rebounded the Hokies 41-38.

But poor shooting probably hurt the Hokies more. Tech came into the game hitting 37.4 percent of its 3-point attempts. But the Hokies made just 6 of 27 from beyond the arc, with Eddie making just 3 of 13.

Eddie added 21 points for Tech, while **C.J. Barksdale** finished with 10 points and nine rebounds.

## GEORGIA SOUTHERN (4-5)

| Player                 | MP  | FG    | FT    | TR | PF | A  | TO | Bk | Stl | TP |
|------------------------|-----|-------|-------|----|----|----|----|----|-----|----|
| Eric Ferguson, f       | 33  | 4-8   | 4-6   | 10 | 3  | 2  | 4  | 0  | 0   | 14 |
| Cameron Baskerville, f | 21  | 3-6   | 6-6   | 5  | 2  | 1  | 2  | 1  | 1   | 12 |
| Cleon Roberts, g       | 33  | 7-12  | 2-2   | 4  | 3  | 3  | 2  | 0  | 1   | 20 |
| Tre Bussey, g          | 38  | 3-11  | 2-5   | 4  | 2  | 4  | 4  | 0  | 0   | 8  |
| C.J. Reed, g           | 37  | 8-16  | 1-2   | 2  | 2  | 4  | 1  | 0  | 1   | 22 |
| Marvin Baynham         | 10  | 0-0   | 2-4   | 2  | 2  | 0  | 0  | 0  | 0   | 2  |
| Chris Daniels          | 12  | 0-4   | 0-0   | 3  | 2  | 1  | 3  | 0  | 0   | 0  |
| Kameron Dunnican       | 16  | 0-0   | 0-2   | 5  | 1  | 0  | 1  | 2  | 0   | 0  |
| TEAM                   |     |       |       | 6  |    |    |    |    |     |    |
| Totals                 | 200 | 25-27 | 17-27 | 41 | 17 | 15 | 17 | 3  | 3   | 78 |

## VIRGINIA TECH (8-2, 0-0 ACC)

| Player             | MP  | FG    | FT    | TR | PF | A | TO | Bk | Stl | TP |
|--------------------|-----|-------|-------|----|----|---|----|----|-----|----|
| Cadarian Raines, f | 12  | 0-1   | 0-0   | 3  | 2  | 0 | 0  | 0  | 0   | 0  |
| Jarell Eddie, f    | 34  | 6-19  | 6-7   | 8  | 4  | 0 | 2  | 1  | 0   | 21 |
| C.J. Barksdale, f  | 34  | 5-8   | 0-0   | 9  | 3  | 0 | 1  | 2  | 1   | 10 |
| Robert Brown, g    | 25  | 1-7   | 1-2   | 2  | 2  | 2 | 3  | 0  | 1   | 4  |
| Erick Green, g     | 38  | 12-22 | 4-4   | 7  | 3  | 4 | 4  | 0  | 2   | 28 |
| Joey van Zegeren   | 19  | 0-3   | 2-4   | 5  | 4  | 1 | 1  | 0  | 1   | 2  |
| Marquis Rankin     | 21  | 2-5   | 0-0   | 2  | 1  | 0 | 0  | 0  | 0   | 5  |
| Will Johnston      | 4   | 0-0   | 0-0   | 1  | 0  | 0 | 0  | 0  | 0   | 0  |
| Marshall Wood      | 13  | 1-3   | 0-0   | 1  | 3  | 0 | 0  | 1  | 0   | 3  |
| TEAM               |     |       |       | 1  |    |   |    |    |     |    |
| Totals             | 200 | 27-68 | 13-17 | 38 | 23 | 7 | 13 | 4  | 5   | 73 |

**3-Pointers**.....VT 6 (Eddie 3, Brown, Rankin, Wood)  
 .....GSU 11 (Reed 5, Roberts 4, Ferguson 2)  
**Blocks**.....VT 4 (Barksdale 2, Eddie, Wood)  
 .....GSU 3 (Dunnican 2, Baskerville)  
**Steals**.....VT 5 (Green 2, Barksdale, Brown, van Zegeren)  
 .....GSU 3 (Baskerville, Reed Roberts)

**Officials**.....Eades, Jones, Maxwell  
**Technical**.....None  
**Attendance**.....6,026

**Percentages:**  
 Georgia Southern FG%...43.9 3FG%...42.3 FT%...63.0  
 Virginia Tech FG%...39.7 3FG%...22.2 FT%...76.5

Georgia Southern 35 43 — 78  
 Virginia Tech 27 46 — 73

# GAME 11

VIRGINIA TECH 66, BRADLEY 65

DEC. 22, 2012 • 8 P.M. • LAS VEGAS, NEV.

Virginia Tech fought back from a 13-point first half deficit and defeated Bradley, 66-65, in overtime in the semifinal of the 2012 Continental Tire Las Vegas Classic in the Orleans Arena on Saturday night.

Tech, now 9-2 on the season, trailed the Braves, 35-25, at the intermission, but Tech roared back and took a 55-53 lead with 2:03 remaining in regulation on a lay-up by **Erick Green**. Walt Lemon, Jr., hit a lay-up with nine seconds remaining to tie the game at 55-55 for Bradley, now 8-3 overall. Green got a good look at a final shot, but missed and the game went into overtime.

In the extra session, the Hokies fell behind 65-60 with 49 seconds remaining, but Tech forced some turnovers and got the score to 65-64 with 26 seconds remaining on a lay-up and free throw by Green. Tech then forced another BU turnover and Green made yet another lay-up with 21 seconds to play and Tech held off several Bradley threats and sealed the win on a defensive rebound by **Robert Brown**.

Green led all scorers with career-highs of 31 points and eight rebounds. **Cadarian Raines** tied his career-high of 16 points and added nine rebounds and three blocked shots. **Jarell Eddie** scored 12 points in the win. Dyrisc Simms-Edwards led the Braves with 15 points and Tyshon Pickett and Jordan Prosser added 10 points each.

The Hokies outshot BU, 41.1 percent to 36.5 percent and out rebounded the Braves, 43-36. Tech held Bradley to just 25.9 percent from the field in the second half.

The Hokies, who played their first game without injured forward **Marshall Wood**, were bolstered by the play of sophomore walk-on **Christian Beyer**, who played a career-high 27 minutes and also recorded career-highs of three points, nine rebounds and two steals.

## BRADLEY (8-3)

| Player           | MP  | FG    | FT    | TR | PF | A  | TO | Bk | Stl | TP |
|------------------|-----|-------|-------|----|----|----|----|----|-----|----|
| Walt Lemon, Jr.  | 37  | 4-11  | 1-4   | 2  | 4  | 3  | 10 | 1  | 1   | 9  |
| D. Simms-Edwards | 42  | 4-11  | 5-7   | 7  | 0  | 2  | 2  | 1  | 2   | 15 |
| Tyshon Pickett   | 26  | 4-10  | 2-3   | 8  | 5  | 1  | 1  | 0  | 3   | 10 |
| Will Egolf       | 33  | 2-10  | 0-0   | 6  | 5  | 2  | 3  | 0  | 2   | 6  |
| Jake Eastman     | 40  | 2-8   | 1-2   | 2  | 1  | 2  | 1  | 0  | 2   | 6  |
| Milos Knezevic   | 1   | 0-0   | 0-0   | 1  | 1  | 0  | 0  | 0  | 0   | 0  |
| Ka'Darryl Bell   | 1   | 0-0   | 0-0   | 0  | 0  | 0  | 0  | 0  | 0   | 0  |
| Shayok Shayok    | 3   | 0-0   | 0-0   | 1  | 0  | 0  | 0  | 1  | 0   | 0  |
| Jordan Prosser   | 21  | 4-5   | 2-2   | 5  | 2  | 1  | 0  | 0  | 1   | 10 |
| Jalen Crawford   | 21  | 3-8   | 0-0   | 2  | 0  | 2  | 3  | 0  | 1   | 9  |
| TEAM             |     |       |       | 2  |    |    |    |    |     |    |
| Totals           | 225 | 23-63 | 11-18 | 36 | 18 | 13 | 20 | 3  | 12  | 65 |

## VIRGINIA TECH (9-2, 0-0 ACC)

| Player           | MP  | FG    | FT    | TR | PF | A  | TO | Bk | Stl | TP |
|------------------|-----|-------|-------|----|----|----|----|----|-----|----|
| Robert Brown     | 31  | 1-6   | 0-0   | 2  | 2  | 4  | 4  | 0  | 1   | 2  |
| Jarell Eddie     | 37  | 5-14  | 0-0   | 5  | 3  | 0  | 3  | 0  | 0   | 12 |
| C.J. Barksdale   | 18  | 0-1   | 0-0   | 1  | 3  | 0  | 1  | 0  | 0   | 0  |
| Erick Green      | 41  | 11-20 | 7-11  | 8  | 0  | 2  | 5  | 0  | 1   | 31 |
| Cadarian Raines  | 34  | 6-11  | 4-6   | 9  | 2  | 2  | 5  | 3  | 0   | 16 |
| Joey van Zegeren | 13  | 0-1   | 2-4   | 5  | 2  | 0  | 2  | 0  | 1   | 2  |
| Marquis Rankin   | 24  | 0-1   | 0-0   | 1  | 2  | 1  | 3  | 0  | 1   | 0  |
| Christian Beyer  | 27  | 0-2   | 3-4   | 9  | 2  | 1  | 1  | 0  | 2   | 3  |
| TEAM             |     |       |       | 3  |    |    |    |    |     |    |
| Totals           | 225 | 23-56 | 16-25 | 43 | 16 | 10 | 24 | 3  | 6   | 66 |

**3-Pointers**.....VT4 (Eddie 2, Green 2)  
 .....BU 8 (Crawford 3, Egolf 2, Simms-Edwards 2, Eastman)  
**Blocks**.....VT 3 (Raines)  
 .....BU 3 (Lemon, Jr., Shyok, Simms Edwards)  
**Steals**.....VT 6 (Beyer 2, Brown, Green, Rankin, van Zegeren)  
 .....BU 12 (Pickett 3, Eastman 2, Egolf 2, Simms-Edwards 2,  
 .....Crawford, Lemon, Jr., Prosser)

**Officials**.....Hartness, Stigliano, Owens  
**Technical**.....Pickett (BU), Eddie (VT)  
**Attendance**.....N/A

**Percentages:**  
 Bradley FG%...36.5 3FG%...34.8 FT%...61.1  
 Virginia Tech FG%...41.1 3FG%...25.0 FT%...64.0

Bradley 35 20 10 — 65  
 Virginia Tech 25 30 11 — 66

# GAME 12

COLORADO ST. 88, VIRGINIA TECH 52

DEC. 23, 2012 • 8:30 P.M. • LAS VEGAS, NEV.

Virginia Tech lost to Colorado State, 88-52, in the championship game of the Continental Tire Las Vegas Classic on Sunday night in the Orleans Arena. With the loss, Tech falls to 9-3 overall, while the Rams improve to 10-2 on the season.

The Hokies were able to keep the game close through most of the first half and **Erick Green** hit a three-pointer at the buzzer to cut the CSU lead to 33-27. But the Rams opened the second half on a 21-4 run and never trailed after the intermission.

Green, who the night before had taken over the NCAA Division I lead in points per game, led the Hokies with 26 points. **Jarell Eddie** was the only other Virginia Tech player in double-figures with 10 points.

Green was named to all-tournament team. He scored a tournament-high 57 points. With his 26 points, he ties the school-record for most consecutive games scoring 20-or-more points at 12 games. Bob Ayersman is the only other Hokie to achieve that feat, which he did in the 1958-59 season. Both Green and Ayersman opened their respective seasons with their streaks.

The Rams out rebounded the Hokies, 45-32, and forced Tech into 15 turnovers in the contest. CSU also outshot Tech, 47.6 percent to 35.8 percent and also made 11 of 24 shots from three-point range. CSU scored 26 points in the paint and 21 points off of Virginia Tech turnovers.

## COLORADO STATE (10-2)

| Player          | MP  | FG    | FT    | TR | PF | A  | TO | Bk | Stl | TP |
|-----------------|-----|-------|-------|----|----|----|----|----|-----|----|
| Greg Smith      | 29  | 6-11  | 3-8   | 8  | 2  | 3  | 2  | 1  | 2   | 17 |
| Dorian Green    | 32  | 6-10  | 1-2   | 3  | 0  | 6  | 0  | 0  | 2   | 18 |
| Wes Eikmeier    | 27  | 2-10  | 0-0   | 1  | 3  | 6  | 1  | 0  | 1   | 5  |
| Colton Iverson  | 29  | 5-9   | 5-7   | 7  | 0  | 1  | 0  | 0  | 0   | 15 |
| Pierce Hornung  | 27  | 6-7   | 5-6   | 10 | 2  | 4  | 3  | 1  | 0   | 18 |
| Jonathan Octeus | 16  | 0-6   | 0-0   | 5  | 2  | 2  | 0  | 0  | 1   | 0  |
| Dan Bejarano    | 25  | 2-4   | 1-2   | 6  | 2  | 0  | 0  | 0  | 0   | 6  |
| Gerson Santo    | 6   | 1-1   | 0-0   | 0  | 3  | 0  | 0  | 0  | 0   | 2  |
| Joe De Ciman    | 4   | 1-2   | 2-2   | 1  | 1  | 0  | 0  | 0  | 1   | 5  |
| Jordan Mason    | 5   | 1-3   | 0-0   | 1  | 0  | 0  | 0  | 0  | 0   | 2  |
| TEAM            |     |       |       | 3  |    |    |    |    |     |    |
| Totals          | 200 | 30-63 | 17-27 | 45 | 15 | 22 | 6  | 2  | 7   | 88 |

## VIRGINIA TECH (9-3, 0-0 ACC)

| Player           | MP  | FG    | FT   | TR | PF | A | TO | Bk | Stl | TP |
|------------------|-----|-------|------|----|----|---|----|----|-----|----|
| Robert Brown     | 21  | 0-8   | 0-2  | 3  | 4  | 0 | 3  | 0  | 0   | 0  |
| Jarell Eddie     | 25  | 4-10  | 0-0  | 5  | 1  | 0 | 2  | 1  | 0   | 10 |
| C.J. Barksdale   | 20  | 2-4   | 0-2  | 5  | 2  | 0 | 0  | 0  | 0   | 4  |
| Erick Green      | 36  | 10-21 | 4-5  | 5  | 1  | 3 | 5  | 0  | 1   | 26 |
| Cadarian Raines  | 21  | 1-2   | 0-0  | 4  | 4  | 0 | 3  | 1  | 0   | 2  |
| Joey van Zegeren | 14  | 0-0   | 2-3  | 2  | 3  | 0 | 0  | 2  | 0   | 2  |
| Marquis Rankin   | 23  | 1-4   | 0-0  | 5  | 1  | 0 | 0  | 0  | 0   | 3  |
| Joey Racer       | 3   | 0-0   | 1-2  | 1  | 1  | 0 | 0  | 0  | 0   | 1  |
| Marcus Patrick   | 1   | 0-1   | 0-0  | 0  | 0  | 0 | 0  | 0  | 0   | 0  |
| Will Johnston    | 10  | 1-1   | 1-2  | 1  | 0  | 0 | 0  | 0  | 0   | 4  |
| Christian Beyer  | 25  | 0-2   | 0-0  | 4  | 0  | 0 | 2  | 0  | 0   | 0  |
| Greg Donlon      | 1   | 0-0   | 0-0  | 0  | 0  | 0 | 0  | 0  | 0   | 0  |
| TEAM             |     |       |      | 2  |    |   |    |    |     |    |
| Totals           | 200 | 19-53 | 8-16 | 32 | 21 | 4 | 15 | 4  | 1   | 52 |

**3-Pointers**.....VT 6 (Eddie 2, Green 2, Johnston, Rankin)  
 CSU 11 (Green 5, Smith 2, Bejarano, De Ciman, Eikmeier, Hornung)  
**Blocks**.....VT 4 (van Zegeren 2, Eddie, Raines)  
 .....CSU 2 (Hornung, Smith)  
**Steals**.....VT 1 (Green)  
 .....CSU 7 (Green 2, Smith 2, De Ciman, Eikmeier, Octeus)

**Officials**.....Stigliano, Owens, Russell  
**Technical**.....None  
**Attendance**.....N/A

**Percentages:**  
 Colorado State FG%...47.6 3FG%...45.8 FT%...63.0  
 Virginia Tech FG%...35.8 3FG%...28.6 FT%...50.0

Colorado State 33 55 — 88  
 Virginia Tech 27 25 — 52

# GAME 13

BYU 97, VIRGINIA TECH 71

DEC. 29, 2012 • 2 P.M. • SALT LAKE CITY, UTAH

Virginia Tech completed the non-conference portion of its 2012-13 schedule with a 97-71 loss to BYU in Energy Solutions Arena in Salt Lake City on Saturday afternoon. With the loss, the Hokies fall to 9-4 overall, while the Cougars improve to 10-4 on the season.

Tech never led in the game and trailed 56-31 at the intermission. The Hokies were able to play the Cougars fairly even in the second half, but were never able to make too much of a run to cut into BYU's lead.

Jarell Eddie led three Hokies in double figures with 17 points, to go along with his seven rebounds. Robert Brown added 13 points and Erick Green, the nation's leading scorer, was held to just 12 points, although he did hand out six assists. Christian Beyer came off the bench to record career-highs with nine points, 11 rebounds and two assists.

Tyler Haws led all scorers with 42 points and Brandon Davies added 17 points for the Cougars. Josh Sharp had 10 points for BYU.

The Cougars led most major categories in the contest. They out rebounded Tech, 48-39, and held Tech to just 38.1 percent from the field, including 2-20 from three-point range. BYU shot 46.5 percent from the floor, including seven of 19 from three-point range.

## VIRGINIA TECH (9-3, 0-0 ACC)

| Player           | MP  | FG    | FT    | TR | PF | A  | TO | Bk | Stl | TP |
|------------------|-----|-------|-------|----|----|----|----|----|-----|----|
| Robert Brown     | 28  | 5-12  | 3-4   | 5  | 3  | 1  | 2  | 0  | 1   | 13 |
| Jarell Eddie     | 30  | 5-12  | 6-6   | 7  | 2  | 2  | 2  | 2  | 0   | 17 |
| C.J. Barksdale   | 8   | 1-1   | 0-0   | 0  | 1  | 0  | 1  | 1  | 0   | 2  |
| Erick Green      | 31  | 4-17  | 4-6   | 1  | 0  | 6  | 2  | 0  | 1   | 12 |
| Cadarian Raines  | 22  | 0-2   | 0-6   | 5  | 4  | 0  | 1  | 0  | 1   | 0  |
| Joey van Zegeren | 18  | 3-4   | 1-4   | 4  | 4  | 0  | 3  | 1  | 2   | 7  |
| Marquis Rankin   | 14  | 0-2   | 2-2   | 0  | 2  | 0  | 0  | 0  | 0   | 2  |
| Joey Racer       | 6   | 1-1   | 0-0   | 0  | 0  | 0  | 0  | 0  | 0   | 2  |
| Marcus Patrick   | 2   | 0-1   | 0-2   | 1  | 1  | 0  | 0  | 0  | 0   | 0  |
| Will Johnston    | 16  | 1-5   | 3-4   | 1  | 0  | 0  | 1  | 0  | 1   | 6  |
| Christian Beyer  | 23  | 4-6   | 1-2   | 11 | 2  | 2  | 3  | 0  | 0   | 9  |
| Greg Donlon      | 2   | 0-0   | 1-2   | 0  | 0  | 0  | 0  | 0  | 0   | 1  |
| TEAM             |     |       |       | 4  |    |    |    |    |     |    |
| Totals           | 200 | 24-63 | 21-38 | 39 | 19 | 11 | 15 | 4  | 6   | 71 |

## BYU (9-4)

| Player            | MP  | FG    | FT    | TR | PF | A  | TO | Bk | Stl | TP |
|-------------------|-----|-------|-------|----|----|----|----|----|-----|----|
| Brandon Davies    | 25  | 5-7   | 7-9   | 4  | 2  | 4  | 3  | 0  | 1   | 17 |
| Brock Zylstra     | 17  | 1-5   | 0-0   | 4  | 1  | 4  | 1  | 0  | 0   | 2  |
| Matt Carlino      | 20  | 3-7   | 3-4   | 4  | 3  | 2  | 2  | 0  | 1   | 9  |
| Josh Sharp        | 24  | 3-5   | 4-5   | 3  | 2  | 1  | 0  | 0  | 0   | 10 |
| Tyler Haws        | 35  | 14-25 | 8-9   | 3  | 2  | 1  | 1  | 0  | 2   | 42 |
| Agustin Ambrosino | 5   | 0-2   | 0-0   | 1  | 1  | 0  | 1  | 0  | 0   | 0  |
| Ian Harward       | 8   | 1-4   | 0-0   | 5  | 1  | 0  | 3  | 0  | 0   | 2  |
| Craig Cusick      | 12  | 0-2   | 0-0   | 2  | 1  | 3  | 1  | 0  | 0   | 0  |
| Cory Calvert      | 16  | 1-2   | 2-2   | 3  | 2  | 2  | 2  | 0  | 1   | 4  |
| Raul Delgado      | 17  | 2-4   | 0-0   | 3  | 3  | 0  | 1  | 0  | 1   | 5  |
| Nate Austin       | 17  | 3-7   | 0-0   | 8  | 5  | 0  | 1  | 0  | 0   | 6  |
| Anson Winder      | 4   | 0-1   | 0-0   | 1  | 2  | 1  | 1  | 0  | 0   | 0  |
| TEAM              |     |       |       | 7  |    |    |    |    |     |    |
| Totals            | 200 | 33-71 | 24-29 | 48 | 25 | 18 | 17 | 0  | 6   | 97 |

3-Pointers.....VT 2 (Eddie, Johnston)  
 .....BYU 7 (Haws 6, Delgado)  
 Blocks.....VT 4 (Eddie 2, Barksdale, van Zegeren)  
 .....BYU 0  
 Steals.....VT 6 (van Zegeren 2, Brown, Green, Johnston, Raines)  
 .....BYU 6 (Haws 2, Calvert, Carlino, Davies, Delgado, )  
 Officials .....Nunez, Casas, Shields  
 Technicals .....VT (team)  
 Attendance.....15, 684

Percentages:  
 Virginia Tech FG%...38.1 3FG%...10.0 FT%...55.3  
 BYU FG%...46.5 3FG%...36.8 FT%...82.8

|               |    |    |   |    |
|---------------|----|----|---|----|
| Virginia Tech | 31 | 40 | — | 71 |
| BYU           | 56 | 41 | — | 97 |

# GAME 14

MARYLAND 94, VIRGINIA TECH 71

JAN. 5, 2013 • NOON • COLLEGE PARK, MD.

The Virginia Tech men's basketball team fell to the Maryland Terrapins, 94-71 Saturday afternoon at Comcast Center on the Maryland campus. The game opened conference play for both teams.

Maryland made two quick baskets to start the game, getting out to a 5-0 lead early on. Tech answered but the Terps kept at least about a 10-point difference for much of the opening half.

Two free throws from Erick Green midway through the half made it a two-possession game at 26-20, and the Hokies continued to battle back from there. A three from Robert Brown and a jumper from Green cut Maryland's lead to just three points at 34-31.

The Terps called a timeout after the made basket and the regrouping helped. They responded with a quick bucket and turned it into an 11-0 run with three straight threes, two coming from Jake Layman.

That was the last time the Hokies would see a single-digit deficit, heading into the half down 53-37.

Though Layman cooled off in the second half, making all four of his threes in the first, he had 18 points at the break, but finished the day with just 20. Seth Allen, who came off the bench, stepped up for the Terps as he led the team with 21 points, 14 of which came in the second half.

Green, the ACC's leading scorer, returned to his high-scoring ways in the game as he led the Hokies with 28 points. Brown added 11 points and Joey van Zegeren, who logged his first career start, matched his career high with 10 points. Brown added 11 points for Tech.

Cadarian Raines set a new career and conference best on the glass, finishing the game with 13 rebounds. Christian Beyer also gave the Hokies great production off the bench, scoring six points and grabbing seven rebounds in just 15 minutes of action. Tech was able to do a good job on the offense glass, recording an 18-13 advantage, while being out rebounded overall by the much taller Terps just 41-38.

## VIRGINIA TECH (11-3, 0-0 ACC)

| Player              | MP  | FG    | FT    | TR | PF | A | TO | Bk | Stl | TP |
|---------------------|-----|-------|-------|----|----|---|----|----|-----|----|
| Joey van Zegeren, f | 26  | 3-4   | 0-0   | 5  | 4  | 0 | 2  | 0  | 0   | 10 |
| Cadarian Raines, f  | 25  | 4-7   | 0-3   | 13 | 4  | 0 | 2  | 1  | 0   | 8  |
| Jarell Eddie, f     | 30  | 2-12  | 1-1   | 2  | 1  | 1 | 0  | 0  | 0   | 5  |
| Robert Brown, g     | 33  | 4-15  | 2-4   | 2  | 3  | 1 | 4  | 0  | 0   | 11 |
| Erick Green, g      | 37  | 8-18  | 10-11 | 3  | 2  | 2 | 2  | 0  | 2   | 28 |
| Marquis Rankin      | 24  | 1-5   | 0-0   | 3  | 3  | 3 | 1  | 0  | 3   | 3  |
| Christian Beyer     | 15  | 3-5   | 0-0   | 7  | 2  | 0 | 0  | 0  | 0   | 6  |
| Will Johnston       | 10  | 0-1   | 0-0   | 0  | 0  | 0 | 0  | 0  | 0   | 0  |
| TEAM                |     |       |       | 3  |    |   |    |    |     |    |
| Totals              | 200 | 25-67 | 17-24 | 38 | 19 | 7 | 11 | 1  | 5   | 71 |

## MARYLAND (13-1, 1-0 ACC)

| Player              | MP  | FG    | FT    | TR | PF | A  | TO | Bk | Stl | TP |
|---------------------|-----|-------|-------|----|----|----|----|----|-----|----|
| Charles Mitchell, f | 17  | 4-6   | 0-0   | 5  | 3  | 0  | 2  | 0  | 0   | 8  |
| Jake Layman, f      | 29  | 6-12  | 4-4   | 8  | 1  | 3  | 0  | 2  | 0   | 20 |
| Alex Len, c         | 24  | 6-12  | 4-6   | 9  | 2  | 2  | 1  | 1  | 0   | 16 |
| Pe'Shon Howard, g   | 30  | 0-5   | 6-6   | 2  | 3  | 6  | 3  | 0  | 1   | 6  |
| Dez Wells, g        | 21  | 3-5   | 5-6   | 4  | 5  | 4  | 3  | 0  | 0   | 12 |
| Logan Aronhalt      | 16  | 2-3   | 1-2   | 3  | 0  | 2  | 0  | 1  | 0   | 7  |
| Seth Allen          | 30  | 8-12  | 2-2   | 4  | 1  | 1  | 2  | 0  | 1   | 21 |
| Nick Faust          | 5   | 0-1   | 0-0   | 1  | 1  | 0  | 0  | 0  | 0   | 0  |
| James Padgett       | 13  | 0-1   | 0-2   | 1  | 1  | 0  | 0  | 0  | 0   | 0  |
| Shaquille Cleare    | 15  | 2-3   | 0-0   | 3  | 0  | 0  | 0  | 0  | 0   | 4  |
| TEAM                |     |       |       | 1  |    |    |    |    |     |    |
| Totals              | 200 | 31-60 | 22-28 | 41 | 17 | 18 | 11 | 4  | 2   | 94 |

3-Pointers.....VT 4 (Green 2, Brown, Rankin)  
 .....MD 10 (Layman 4, Allen 3, Aronhalt 2, Wells)  
 Blocks.....VT 1 (Raines)  
 .....MD 4 (Layman 2, Aronhalt, Len)  
 Steals.....VT 5 (Rankin 3, Green 2)  
 .....MD 2 (Allen, Howard)

Officials .....Kersey, Natili, Kelly  
 Technicals .....None  
 Attendance.....17, 950

Percentages:  
 Virginia Tech FG%...37.3 3FG%...21.1 FT%...70.8  
 Maryland FG%...51.7 3FG%...43.5 FT%...78.6

|               |    |    |   |    |
|---------------|----|----|---|----|
| Virginia Tech | 37 | 34 | — | 71 |
| Maryland      | 53 | 41 | — | 94 |

# GAME 15

BOSTON COLLEGE 86, VIRGINIA TECH 75

JAN. 9, 2013 • 7 P.M. • BLACKSBURG, VA.

Virginia Tech's Erick Green scored 24 points and dished out nine assists, but too many turnovers proved costly, as the Hokies fell to Boston College 86-75 in an ACC game played Wednesday night at Cassell Coliseum. Tech shot 51.8 percent from the floor and out-rebounded the Eagles 34-33. But the Hokies turned the ball over 17 times and that led to 29 BC points.

BC trailed 26-22 after Tech's Will Johnston hit a 3-pointer with 3:57 left in the first half. But the Eagles closed the half with a 10-0 lead, taking a 32-26 bulge at halftime on Dennis Clifford's dunk with four seconds remaining.

The Eagles then opened the second half with a 10-4 run, hitting their first four shots from the floor. An Olivier Hanlan 3-pointer with 17:18 remaining gave them a 42-30 lead and forced Tech coach James Johnson to call a timeout.

The Hokies battled to within three points, 61-58, on a basket by C.J. Barksdale with 7:02 remaining, but got no closer than five points the rest of the way.

BC got a dominant second half from forward Ryan Anderson, who scored 16 of his game-high 26 points in the final 20 minutes. The sophomore made 11 of 17 from the floor for the game, and he finished with nine rebounds. Lonnie Jackson added 22 points, hitting five 3-pointers.

The Eagles shot 48.3 percent from the floor and hit eight 3-pointers. They also dished out 17 assists and only turned the ball over five times.

Green paced the Hokies with 24 points, hitting 10 of 19 from the floor, including 3 of 4 from beyond the 3-point arc. He has now scored at least 20 points in 14 of 15 games this season. Jarell Eddie added 21 points.

## BOSTON COLLEGE (9-6, 1-1 ACC)

| Player              | MP  | FG    | FT    | TR | PF | A  | TO | Bk | Stl | TP |
|---------------------|-----|-------|-------|----|----|----|----|----|-----|----|
| Ryan Anderson, f    | 35  | 11-17 | 4-8   | 9  | 0  | 2  | 0  | 1  | 0   | 26 |
| Lonnie Jackson, g   | 40  | 5-8   | 7-12  | 7  | 3  | 2  | 1  | 0  | 2   | 22 |
| Olivier Hanlan, g   | 38  | 5-15  | 5-9   | 8  | 2  | 4  | 2  | 0  | 5   | 17 |
| Joe Rahon, g        | 37  | 4-8   | 0-0   | 2  | 6  | 1  | 0  | 2  | 0   | 9  |
| Patrick Heckmann, g | 21  | 1-6   | 1-2   | 3  | 5  | 3  | 0  | 1  | 0   | 3  |
| Eddie Odio          | 3   | 0-0   | 0-0   | 0  | 0  | 0  | 0  | 1  | 0   | 0  |
| Drew Jacobs         | 0+  | 0-0   | 0-0   | 0  | 0  | 0  | 0  | 0  | 0   | 0  |
| Andrew Van Nest     | 2   | 0-1   | 0-0   | 0  | 1  | 0  | 0  | 0  | 0   | 0  |
| Dennis Clifford     | 24  | 3-5   | 3-4   | 5  | 1  | 0  | 1  | 0  | 0   | 9  |
| Danny Rubin         | 0+  | 0-0   | 0-0   | 0  | 0  | 0  | 0  | 0  | 0   | 0  |
| TEAM                |     |       |       | 1  |    |    |    |    |     |    |
| Totals              | 200 | 29-60 | 20-35 | 33 | 14 | 17 | 5  | 3  | 9   | 86 |

## VIRGINIA TECH (9-6, 0-2 ACC)

| Player             | MP  | FG    | FT    | TR | PF | A  | TO | Bk | Stl | TP |
|--------------------|-----|-------|-------|----|----|----|----|----|-----|----|
| Cadarian Raines, f | 17  | 1-3   | 0-0   | 3  | 1  | 0  | 2  | 1  | 0   | 2  |
| Jarell Eddie, f    | 35  | 8-17  | 2-8   | 6  | 4  | 1  | 5  | 0  | 0   | 21 |
| C.J. Barksdale, f  | 16  | 2-5   | 0-0   | 4  | 5  | 0  | 2  | 0  | 0   | 6  |
| Marquis Rankin, g  | 30  | 1-3   | 1-1   | 2  | 4  | 1  | 2  | 0  | 0   | 4  |
| Erick Green, g     | 39  | 10-19 | 3-4   | 3  | 4  | 9  | 3  | 0  | 0   | 24 |
| Joey van Zegeren   | 24  | 3-4   | 0-0   | 4  | 3  | 0  | 3  | 0  | 0   | 7  |
| Christian Beyer    | 22  | 2-2   | 0-0   | 8  | 1  | 2  | 0  | 0  | 0   | 6  |
| Will Johnston      | 17  | 2-3   | 1-1   | 0  | 4  | 1  | 0  | 0  | 0   | 5  |
| TEAM               |     |       |       | 4  |    |    |    |    |     |    |
| Totals             | 200 | 29-56 | 10-15 | 34 | 26 | 14 | 17 | 1  | 0   | 75 |

3-Pointers.....VT 7 (Green 3, Eddie 2, Johnston, Rankin)  
 .....BC 8 (Jackson 5, Hanlan 2, Rahon)  
 Blocks.....VT 1 (Raines)  
 .....BC 3 (Anderson, Heckmann, Odio)  
 Steals.....VT 0  
 .....BC 9 (Hanlan 5, Jackson 2, Rahon 2)

Officials .....Eades, Dorsey, Ayers  
 Technicals .....None  
 Attendance.....6,054

Percentages:  
 Boston College FG%...48.3 3FG%...36.4 FT%...57.1  
 Virginia Tech FG%...51.8 3FG%...50.0 FT%...66.7

|                |    |    |   |    |
|----------------|----|----|---|----|
| Boston College | 32 | 54 | — | 86 |
| Virginia Tech  | 26 | 49 | — | 75 |

# GAME 16

VIRGINIA TECH 70, GEORGIA TECH 65

JAN. 12, 2013 • 2:30 P.M. • ATLANTA, GA.

The Virginia Tech Hokies fought back from an 11-point deficit with 13 minutes to play in regulation and defeated Georgia Tech, 70-65, in McCamish Pavilion on Saturday afternoon. With the win, the Hokies are now 10-6 overall and 1-2 in the ACC and the Yellow Jackets fall to 10-5 overall and are 0-3 in conference action.

The Hokies kept the game close throughout and trailed 25-22 at the intermission. Georgia Tech stretched the lead to 43-32 with 13:52 remaining in regulation. Then, the Hokies started getting stops defensively and cut the lead to 53-50 on a three-point field goal from **Erick Green** with 6:51 remaining in the second half. The Hokies' defense held the Yellow Jackets without a field goal for the last 3:44 of the second half. **Cadarian Raines** had a bucket with 1:05 remaining and Green tied the game with 24 seconds left in regulation. Georgia Tech got off one last shot, the attempt missed and **Jarell Eddie** grabbed the rebound to send the game into overtime.

In the extra session, the Hokies scored the first seven points and never trailed in overtime. Eddie and Green iced the game with four free throws in the final 10 seconds of the overtime.

Green, the nation's leading scorer, led all scorers with 28 points, 20 points coming after halftime. **C.J. Barksdale** recorded his first career double-double with 11 points and 10 rebounds and **Robert Brown**, who missed Wednesday's game with Boston College, came off the bench to score 10 points for the Hokies. Robert Carter Jr., led the Yellow Jackets with 12 points. Barksdale's 10 rebounds is a new career-high for the sophomore.

The Hokies out rebounded the taller Yellow Jackets, 43-32, and also outscored GT in the paint, 36-28. Virginia Tech held Georgia Tech to 36.1 percent from the field. Virginia Tech made 19 of their 24 free throw attempts, including 11 of 14 after halftime.

## VIRGINIA TECH (10-6, 1-2 ACC)

| Player              | MP  | FG    | FT    | TR | PF | A | TO | Blk | Stl | TP |
|---------------------|-----|-------|-------|----|----|---|----|-----|-----|----|
| Joey van Zegeren, f | 15  | 2-4   | 0-0   | 1  | 1  | 0 | 0  | 1   | 0   | 4  |
| Jarell Eddie, f     | 30  | 3-9   | 2-2   | 7  | 2  | 1 | 2  | 1   | 0   | 9  |
| C.J. Barksdale, f   | 33  | 4-5   | 3-5   | 10 | 4  | 0 | 1  | 1   | 0   | 11 |
| Marquis Rankin, g   | 24  | 0-1   | 0-0   | 3  | 3  | 2 | 1  | 0   | 2   | 0  |
| Erick Green, g      | 42  | 9-16  | 8-11  | 5  | 0  | 1 | 4  | 0   | 2   | 28 |
| Robert Brown        | 32  | 2-11  | 6-6   | 3  | 2  | 3 | 2  | 0   | 0   | 10 |
| Cadarian Raines     | 30  | 4-8   | 0-0   | 6  | 3  | 2 | 1  | 1   | 0   | 8  |
| Christian Beyer     | 13  | 0-2   | 0-0   | 2  | 1  | 0 | 1  | 0   | 0   | 0  |
| Will Johnston       | 6   | 0-2   | 0-0   | 1  | 0  | 0 | 0  | 0   | 0   | 0  |
| TEAM                |     |       |       | 5  |    |   |    |     |     |    |
| Totals              | 225 | 24-58 | 19-24 | 43 | 16 | 9 | 12 | 4   | 4   | 70 |

## GEORGIA TECH (10-5, 0-3 ACC)

| Player                   | MP   | FG    | FT    | TR | PF | A  | TO | Blk | Stl | TP |
|--------------------------|------|-------|-------|----|----|----|----|-----|-----|----|
| Marcus Georges-Hunt, f20 | 5-11 | 1-3   | 3     | 5  | 0  | 2  | 0  | 1   | 11  |    |
| Robert Carter, Jr., f    | 33   | 2-12  | 6-8   | 5  | 0  | 0  | 0  | 2   | 1   | 12 |
| Daniel Miller, c         | 36   | 2-6   | 2-4   | 11 | 1  | 2  | 4  | 1   | 6   |    |
| Mfon Udofia, g           | 38   | 4-9   | 1-3   | 2  | 4  | 3  | 1  | 0   | 1   | 11 |
| Brandon Reed, g          | 30   | 1-6   | 0-0   | 1  | 3  | 2  | 2  | 0   | 0   | 3  |
| Chris Bolden             | 24   | 3-7   | 2-2   | 2  | 1  | 4  | 1  | 0   | 0   | 10 |
| Stacey Poole, Jr.        | 16   | 2-4   | 1-1   | 3  | 3  | 1  | 0  | 0   | 1   | 5  |
| Kammoon Holsey           | 21   | 2-5   | 0-0   | 3  | 2  | 2  | 0  | 0   | 1   | 4  |
| Solomon Poole            | 7    | 1-1   | 0-0   | 0  | 0  | 1  | 0  | 0   | 0   | 3  |
| TEAM                     |      |       |       | 3  |    |    |    |     |     |    |
| Totals                   | 225  | 22-61 | 13-21 | 32 | 19 | 13 | 9  | 6   | 6   | 65 |

**3-Pointers**.....VT 3 (Green 2, Eddie)  
 .....GT 8 (Bolden 2, Carter, Jr. 2, Udofia 2, Poole, Reed)  
**Blocks**.....VT 4 (Barksdale, Eddie, Raines, van Zegeren)  
 .....GT 6 (Miller 4, Carter, Jr. 2)  
**Steals**.....VT 4 (Green 2, Rankin 2)  
 GT 6 (Carter, Jr., Georges-Hunt, Holsey, Miller, Poole, Jr., Udofia)

**Officials**.....Hess, Clinton, Styons  
**Technical**.....None  
**Attendance**.....7,675

**Percentages:**  
 Virginia Tech FG%...41.4 3FG%...18.8 FT%...79.2  
 Georgia Tech FG%...36.1 3FG%...33.3 FT%...61.9

|               |    |    |    |   |    |
|---------------|----|----|----|---|----|
| Virginia Tech | 22 | 33 | 15 | — | 63 |
| Georgia Tech  | 25 | 30 | 10 | — | 59 |

# GAME 17

VIRGINIA TECH 66, WAKE FOREST 65

JAN. 19, 2013 • 2 P.M. • BLACKSBURG, VA.

**Robert Brown's** short jumper in front of the goal with 12.3 seconds remaining lifted Virginia Tech to a 66-65 ACC victory over Wake Forest at Cassell Coliseum.

Brown, who had made one of his previously 10 attempts, had the ball with the shot clock winding down before driving to the lane. He put up a short jumper in front of the rim and was fouled by Wake Forest's Devin Thomas. He missed the free throw.

The Hokies survived a harrowing final 10 seconds. Wake Forest called a timeout with 8.8 seconds left to set up a final play, and guard C.J. Harris missed a contested jumper in the lane with 3 seconds remaining. Then Wake Forest forward Tyler Cavanaugh missed the put back. Virginia Tech's **Jarell Eddie** got the rebound as time expired.

The Hokies managed to win despite not getting a point from **Erick Green**, the nation's leading scorer at 24.8 points per game coming in, in the final 3:42. Eddie's 3-pointer with 1:39 left tied the game at 62, and after a Wake Forest turnover, Virginia Tech's **Marquis Rankin** hit a layup with 45 seconds left to give the Hokies a 64-62 lead. The basket was Rankin's only one of the game.

Wake Forest answered on a 3-pointer by Travis McKie with 30 seconds remaining. Virginia Tech then called a timeout with 24 seconds left, one that eventually led to Brown's basket.

Green led the Hokies with 22 points – 18 in the second half. It marked the 16th time this season he has scored at least 20 points in a game. Eddie added 18 for the Hokies, who shot 45 percent from the floor (27 of 60).

But the Hokies also got important contributions from Brown, who finished with four points, Rankin, and **Cadarian Raines**, who scored eight points, grabbed 13 rebounds, dished out three assists and blocked four shots.

McKie paced the Demon Deacons with 20 points and 15 rebounds, while Thomas added 12 points and eight rebounds. Harris finished with 10 points for Wake Forest, which shot 36.8 percent (25 of 68).

## WAKE FOREST (9-8, 2-3 ACC)

| Player                  | MP  | FG    | FT   | TR | PF | A  | TO | Blk | Stl | TP |
|-------------------------|-----|-------|------|----|----|----|----|-----|-----|----|
| Arnaud Alda Moto, f     | 21  | 2-11  | 2-2  | 6  | 2  | 0  | 2  | 0   | 0   | 6  |
| Codi Miller-McIntyre, g | 29  | 4-9   | 1-1  | 3  | 4  | 4  | 0  | 0   | 0   | 9  |
| C.J. Harris, g          | 36  | 3-14  | 3-3  | 3  | 2  | 4  | 1  | 0   | 0   | 10 |
| Travis McKie, f         | 34  | 8-12  | 0-2  | 15 | 1  | 2  | 2  | 1   | 1   | 20 |
| Devin Thomas, f         | 34  | 5-8   | 2-4  | 8  | 1  | 0  | 1  | 0   | 1   | 12 |
| Tyler Cavanaugh         | 19  | 3-7   | 0-0  | 3  | 2  | 0  | 1  | 0   | 0   | 8  |
| Chase Fischer           | 13  | 0-3   | 0-0  | 0  | 2  | 0  | 0  | 0   | 1   | 0  |
| Madison Jones           | 8   | 0-2   | 0-0  | 0  | 0  | 3  | 1  | 0   | 1   | 0  |
| Aaron Rountree          | 6   | 0-2   | 0-0  | 2  | 1  | 1  | 0  | 0   | 0   | 0  |
| TEAM                    |     |       |      | 3  |    |    |    |     |     |    |
| Totals                  | 200 | 25-68 | 8-12 | 43 | 15 | 14 | 8  | 1   | 4   | 65 |

## VIRGINIA TECH (11-6, 2-2)

| Player             | MP  | FG    | FT   | TR | PF | A  | TO | Blk | Stl | TP |
|--------------------|-----|-------|------|----|----|----|----|-----|-----|----|
| Robert Brown, g    | 23  | 2-11  | 0-1  | 0  | 2  | 3  | 2  | 0   | 1   | 4  |
| Jarell Eddie, f    | 36  | 7-11  | 1-3  | 9  | 1  | 0  | 1  | 0   | 0   | 18 |
| C.J. Barksdale, f  | 17  | 2-3   | 0-0  | 5  | 2  | 2  | 1  | 0   | 0   | 4  |
| Erick Green, g     | 35  | 8-18  | 5-8  | 3  | 1  | 3  | 1  | 0   | 0   | 22 |
| Cadarian Raines, f | 34  | 4-8   | 0-0  | 13 | 1  | 3  | 0  | 4   | 0   | 8  |
| Joey van Zegeren   | 21  | 2-5   | 1-2  | 2  | 1  | 0  | 2  | 1   | 0   | 5  |
| Marquis Rankin     | 24  | 1-2   | 0-0  | 2  | 1  | 0  | 0  | 2   | 2   | 2  |
| Will Johnston      | 1   | 0-0   | 0-0  | 0  | 0  | 0  | 0  | 0   | 0   | 0  |
| Christian Beyer    | 9   | 1-2   | 1-2  | 4  | 1  | 0  | 0  | 1   | 1   | 3  |
| TEAM               |     |       |      | 2  |    |    |    |     |     |    |
| Totals             | 200 | 27-60 | 8-16 | 38 | 11 | 12 | 7  | 6   | 4   | 66 |

**3-Pointers**.....VT 4 (Eddie 3, Green)  
 .....WF 7 (McKie 4, Cavanaugh 2, Harris)  
**Blocks**.....VT 6 (Raines 4, Beyer, van Zegeren)  
 .....WF 1 (McKie)  
**Steals**.....VT 4 (Rankin 2, Beyer, Brown)  
 .....BC 4 (Fischer, Jones, McKie, Thomas)

**Officials**.....Kersey, Ayers, Luckie  
**Technical**.....None  
**Attendance**.....6,418

**Percentages:**  
 Wake Forest FG%...36.8 3FG%...36.8 FT%...66.7  
 Virginia Tech FG%...45.0 3FG%...30.8 FT%...50.0

|               |    |    |   |    |
|---------------|----|----|---|----|
| Wake Forest   | 37 | 28 | — | 65 |
| Virginia Tech | 31 | 35 | — | 66 |

# GAME 18

VIRGINIA TECH 74, VIRGINIA TECH 58

JAN. 24, 2013 • 8 P.M. • BLACKSBURG, VA.

**Erick Green** scored a career-high 35 points, but it wasn't enough as Virginia got past Virginia Tech 74-58 in an ACC game played at Cassell Coliseum on Thursday night.

The Hokies led 17-10 in the first half after a basket by Green with 9:20 remaining, but the Cavaliers busted the game open, going on a 24-2 run to take a 34-19 lead. They never trailed again.

Virginia's Joe Harris scored 12 of his 17 points in the first half, including nine – on three 3-pointers – during that run, and Evan Nolte added eight of his career-high 18 points in that run, hitting two 3-pointers and a layup. Virginia hit 9 of 10 shots during that run, including the combined five 3-pointers by Harris and Nolte.

Tech trailed by double digits the entire second half. The Hokies cut the lead to 10 on three occasions, the last coming on two Green free throws that made the score 52-42 with 8:40 remaining. Nolte answered with a 3-pointer with 7:54 left, and Tech got no closer than 11 after that.

Nolte, a freshman, came into the game averaging 6.4 points per game, but he hit five 3-pointers for the Cavaliers. He hit 6 of 12 from the floor, and he and Harris combined to hit nine of Virginia's season-high 11 3-pointers, as the Cavaliers shot 51 percent from the floor (26 of 51) and 47.8 percent from beyond the 3-point arc (11 of 23).

Green, the nation's leading scorer at 24.6 points per game coming in, certainly did his part with the career-high 35 points – the most by a player against the Cavaliers since 2006 and the most by an ACC player this season. He hit 11 of 18 from the floor, including 3 of 6 from beyond the 3-point arc, and 10 of 13 from the free-throw line. He also grabbed a career-high nine rebounds.

But no other Virginia Tech player scored in double figures. **Jarell Eddie** finished with nine points and nine rebounds.

## VIRGINIA (13-5, 3-2 ACC)

| Player            | MP  | FG    | FT    | TR | PF | A  | TO | Blk | Stl | TP |
|-------------------|-----|-------|-------|----|----|----|----|-----|-----|----|
| Evan Nolte, f     | 34  | 6-12  | 1-2   | 2  | 1  | 2  | 1  | 2   | 4   | 18 |
| Akil Mitchell, f  | 31  | 3-6   | 2-3   | 8  | 4  | 1  | 2  | 0   | 1   | 8  |
| Jontel Evans, g   | 28  | 1-5   | 2-5   | 2  | 3  | 6  | 0  | 0   | 0   | 4  |
| Paul Jaspersen, g | 19  | 1-4   | 1-1   | 0  | 3  | 1  | 0  | 1   | 0   | 3  |
| Joe Harris, g     | 35  | 6-9   | 1-3   | 3  | 2  | 2  | 2  | 0   | 1   | 17 |
| Doug Brownman     | 11  | 0-1   | 0-0   | 1  | 3  | 1  | 0  | 0   | 0   | 0  |
| Teven Jones       | 3   | 1-3   | 0-0   | 0  | 0  | 1  | 0  | 0   | 0   | 3  |
| Mike Tobery       | 15  | 5-5   | 0-0   | 3  | 2  | 1  | 0  | 0   | 0   | 10 |
| Justin Anderson   | 24  | 3-6   | 4-4   | 2  | 0  | 6  | 1  | 0   | 3   | 11 |
| TEAM              |     |       |       | 3  |    |    |    |     |     |    |
| Totals            | 200 | 26-51 | 11-18 | 24 | 18 | 21 | 6  | 3   | 9   | 74 |

## VIRGINIA TECH (11-7, 2-3 ACC)

| Player             | MP  | FG    | FT    | TR | PF | A | TO | Blk | Stl | TP |
|--------------------|-----|-------|-------|----|----|---|----|-----|-----|----|
| Cadarian Raines, f | 22  | 2-3   | 0-0   | 4  | 2  | 0 | 2  | 0   | 0   | 4  |
| Jarell Eddie, f    | 30  | 2-11  | 9-9   | 2  | 2  | 2 | 0  | 0   | 0   | 9  |
| C.J. Barksdale, f  | 26  | 1-1   | 0-0   | 3  | 0  | 2 | 2  | 0   | 0   | 2  |
| Robert Brown, g    | 24  | 0-3   | 0-0   | 1  | 4  | 0 | 1  | 0   | 0   | 0  |
| Erick Green, g     | 38  | 11-18 | 10-13 | 9  | 1  | 1 | 2  | 0   | 0   | 35 |
| Joey van Zegeren   | 18  | 1-2   | 0-4   | 5  | 4  | 0 | 3  | 0   | 0   | 2  |
| Marquis Rankin     | 25  | 2-4   | 0-0   | 4  | 0  | 1 | 0  | 0   | 3   | 6  |
| Christian Beyer    | 3   | 0-0   | 0-0   | 0  | 0  | 0 | 0  | 0   | 0   | 0  |
| Will Johnson       | 7   | 0-1   | 0-0   | 0  | 0  | 1 | 0  | 0   | 0   | 0  |
| Marshall Wood      | 7   | 0-0   | 0-0   | 0  | 0  | 1 | 0  | 0   | 0   | 0  |
| TEAM               |     |       |       | 1  |    |   |    |     |     |    |
| Totals             | 200 | 19-43 | 15-24 | 32 | 17 | 6 | 14 | 0   | 3   | 58 |

**3-Pointers**.....VT 5 (Green 3, Rankin 2)  
 .....UVA 11 (Nolte 5, Harris 4, Anderson, Jones)  
**Blocks**.....VT 0  
 .....UVA 3 (Nolte 2, Jaspersen)  
**Steals**.....VT 3 (Rankin)  
 .....UVA 9 (Nolte 4, Anderson 3, Harris, Mitchell)

**Officials**.....Lindsay, Greene, Stuart  
**Technical**.....None  
**Attendance**.....7,222

**Percentages:**  
 Virginia FG%...51.0 3FG%...47.8 FT%...61.1  
 Virginia Tech FG%...44.2 3FG%...33.3 FT%...62.5

|               |    |    |   |    |
|---------------|----|----|---|----|
| Virginia      | 34 | 40 | — | 74 |
| Virginia Tech | 25 | 33 | — | 58 |

# GAME 19

CLEMSON 77, VIRGINIA TECH 70

JAN. 27, 2013 • 1 P.M. • CLEMSON, S.C.

Virginia Tech's **Erick Green** and **Jarell Eddie** combined for 44 points, but it wasn't enough, as the Hokies fell 77-70 to Clemson in an ACC game played at Littlejohn Coliseum.

Tech led 59-58 with 4:35 left in the game following a **Robert Brown** layup, but Clemson's Milton Jennings took the game over down the stretch. The senior scored 20 of his game-high 28 points in the second half, but 12 of those points came in the final 3:44. Jennings, who hit 16 of 18 from the free-throw line, hit 10 of 12 from the stripe in that stretch.

The big blow for the Hokies came when they trailed 61-60 with less three minutes remaining. As the shot clock was winding down, Clemson's Damarcus Harrison nailed a 3-pointer from the corner to give the Tigers a 64-60 edge with 2:48 to go. Tech **C.J. Barksdale** scored on a stick-back with 2:29 remaining to cut the lead to two, but Jennings answered with a basket at the 2:02 mark, and the Hokies got no closer than four the rest of the way.

Harrison's 3-pointer was the last of Clemson's 10 3-pointers for the game. The Tigers, who came into the game shooting just 32 percent from behind the arc, nailed 10 of 21 (47.6 percent), with most of those coming against the Hokies' 2-3 zone.

K.J. McDaniel, who was shooting 30.8 percent from beyond the 3-point arc, hit a career-high five 3-pointers on his way to 17 points, while Harrison hit three 3's en route to 19 points.

Green, the nation's leading scorer coming in at 25.2 points per game, led the Hokies with 25 points. But the senior didn't hit a field goal in the second half until scoring on a layup with 37 seconds left. He tried to get the Hokies back in it in the final minute, scoring Tech's final eight points in the last 1:17 of the game.

Eddie added 19 points for the Hokies, who shot just 35 percent from the floor. Tech fell into a 12-0 hole to start the game, missing its first 10 shots, but the Hokies rallied to tie things at halftime.

## VIRGINIA TECH (11-8, 2-4 ACC)

| Player             | MP  | FG    | FT    | TR | PF | A | TO | Blk | Stl | TP |
|--------------------|-----|-------|-------|----|----|---|----|-----|-----|----|
| C.J. Barksdale, f  | 25  | 2-6   | 1-2   | 6  | 5  | 0 | 0  | 0   | 0   | 5  |
| Jarell Eddie, f    | 36  | 5-11  | 7-8   | 2  | 2  | 0 | 1  | 0   | 1   | 19 |
| Marquis Rankin, g  | 17  | 2-4   | 1-2   | 1  | 0  | 0 | 1  | 0   | 0   | 7  |
| Erick Green, g     | 38  | 7-17  | 11-14 | 4  | 2  | 5 | 1  | 1   | 1   | 25 |
| Cadarian Raines, f | 16  | 0-2   | 1-2   | 4  | 5  | 0 | 1  | 0   | 0   | 1  |
| Joey van Zegeren   | 9   | 0-0   | 0-0   | 1  | 5  | 0 | 0  | 1   | 0   | 0  |
| Robert Brown       | 26  | 4-13  | 1-2   | 4  | 2  | 2 | 1  | 0   | 0   | 9  |
| Will Johnston      | 2   | 0-0   | 0-0   | 0  | 0  | 0 | 0  | 0   | 0   | 0  |
| Christian Beyer    | 16  | 1-4   | 1-2   | 4  | 1  | 0 | 0  | 0   | 0   | 4  |
| Marshall Wood      | 15  | 0-3   | 0-0   | 3  | 3  | 2 | 0  | 0   | 1   | 0  |
| TEAM               |     |       |       | 4  |    |   |    |     |     |    |
| Totals             | 200 | 21-60 | 23-32 | 33 | 25 | 9 | 5  | 2   | 3   | 70 |

## CLEMSON (11-8, 3-4 ACC)

| Player               | MP  | FG    | FT    | TR | PF | A  | TO | Blk | Stl | TP |
|----------------------|-----|-------|-------|----|----|----|----|-----|-----|----|
| Devin Booker, c      | 38  | 0-3   | 3-7   | 10 | 3  | 2  | 0  | 3   | 0   | 3  |
| K.J. McDaniel, f     | 27  | 6-9   | 0-0   | 5  | 4  | 1  | 0  | 2   | 2   | 17 |
| Milton Jennings, f   | 40  | 6-12  | 16-18 | 14 | 2  | 1  | 4  | 4   | 0   | 28 |
| Damarcus Harrison, g | 34  | 6-10  | 4-4   | 1  | 2  | 2  | 1  | 0   | 0   | 19 |
| Rod Hall, g          | 31  | 2-6   | 0-0   | 4  | 4  | 5  | 3  | 0   | 0   | 5  |
| Adonis Filer         | 11  | 0-4   | 0-0   | 0  | 3  | 0  | 0  | 0   | 0   | 0  |
| Landry Nnoko         | 2   | 0-0   | 0-0   | 2  | 0  | 0  | 0  | 0   | 0   | 0  |
| Jordan Roper         | 17  | 2-5   | 0-0   | 2  | 4  | 0  | 1  | 0   | 0   | 5  |
| TEAM                 |     |       |       | 4  | 1  |    |    |     |     |    |
| Totals               | 200 | 22-49 | 23-29 | 42 | 23 | 11 | 9  | 9   | 2   | 77 |

**3-Pointers**.....VT 5 (Eddie 2, Rankin 2, Beyer) .....CU 10 (McDaniel 5, Harrison 3, Hall, Roper)  
**Blocks**.....VT 2 (Green, van Zegeren) .....CU 9 (Jennings 4, Booker 3, McDaniel 2)  
**Steals**.....VT 3 (Eddie, Green, Wood) .....CU 2 (McDaniel)

**Officials**.....Luckie, Hull, Clinton  
**Technical**.....CU - Team  
**Attendance**.....7,980

**Percentages:**

|               | FG%... | 3FG%... | FT%... |
|---------------|--------|---------|--------|
| Virginia Tech | 35.0   | 31.3    | 71.9   |
| Clemson       | 44.9   | 47.6    | 79.3   |

|               | 33 | 37 | — | 70 |
|---------------|----|----|---|----|
| Virginia Tech | 33 | 37 | — | 70 |
| Clemson       | 33 | 44 | — | 77 |

# GAME 20

MIAMI 73, VIRGINIA TECH 64

JAN. 30, 2013 • 9 P.M. • BLACKSBURG, VA.

Virginia Tech's **Erick Green** scored 30 points, but Miami's overwhelming size, strength and athleticism were too much for the Hokies, as they fell to the Canes 73-64 in an ACC game played Wednesday night at Cassell Coliseum.

Tech led by as many as 12 in the first half, but Miami climbed back in it, using a 16-2 run spanning both halves to grab a 38-34 lead following Kenny Kadji's basket with 16:42 left. Green, though, kept it a game. He buried 3-pointers on three of the Hokies' next four possessions, with the final one giving Tech a 43-41 lead with 13:37 remaining.

Tech led 45-44 following a **Cadarian Raines** basket, but the Canes went on a 10-0 run after that to take the lead for good. Kadji's basket with 8:19 left in the game gave the Canes their biggest lead, 54-45, at the time. The Hokies cut it to 60-56 on three **Jarell Eddie** free throws with 2:14 remaining, but Miami's Shane Larkin buried a 3-pointer with 1:48 left to push the lead back to seven and seal the game.

Larkin, a sophomore guard, hurt the Hokies with 25 points. He hit 9 of 14 from the floor, including five 3-pointers.

Green, the nation's leading scorer at 25.2 points per game coming in, hit 11 of 20 from the floor, including a career-high five 3-pointers. The Hokies hit nine 3-pointers – their most since a win over UNCG on Nov. 19 – but were hurt by 17 turnovers.

Green scored 35 points against Virginia, 25 against Clemson and 30 against the Canes – the three top defenses in the league (scoring defense). But the senior needs more help. Eddie scored 14 points and Raines added 10.

The Hokies shot a respectable 45.3 percent from the floor. Miami shot 48.1 percent and hit nine 3-pointers in the game.

## MIAMI (16-3, 7-0 ACC)

| Player                 | MP  | FG    | FT    | TR | PF | A  | TO | Blk | Stl | TP |
|------------------------|-----|-------|-------|----|----|----|----|-----|-----|----|
| Kenny Kadji, f         | 28  | 6-10  | 5-7   | 4  | 3  | 0  | 3  | 1   | 0   | 18 |
| Julian Gamble, f       | 24  | 1-1   | 0-0   | 7  | 2  | 0  | 0  | 3   | 1   | 2  |
| Shane Larkin, g        | 40  | 9-14  | 2-3   | 3  | 2  | 3  | 3  | 2   | 3   | 25 |
| Durand Scott, g        | 37  | 2-10  | 1-2   | 1  | 3  | 3  | 2  | 0   | 1   | 5  |
| Trey McKinney Jones, g | 33  | 4-9   | 2-2   | 3  | 1  | 4  | 0  | 0   | 1   | 12 |
| Rion Brown             | 10  | 2-5   | 0-0   | 1  | 0  | 2  | 1  | 0   | 0   | 5  |
| Tonye Jekiri           | 6   | 1-1   | 0-0   | 1  | 0  | 0  | 0  | 0   | 0   | 2  |
| Reggie Johnson         | 22  | 1-4   | 2-2   | 1  | 0  | 0  | 3  | 2   | 0   | 4  |
| TEAM                   |     |       |       | 3  |    |    |    |     |     |    |
| Totals                 | 200 | 26-54 | 12-16 | 33 | 12 | 12 | 12 | 8   | 6   | 73 |

## VIRGINIA TECH (11-9, 2-5 ACC)

| Player              | MP  | FG    | FT   | TR | PF | A  | TO | Blk | Stl | TP |
|---------------------|-----|-------|------|----|----|----|----|-----|-----|----|
| Joey van Zegeren, f | 22  | 1-5   | 0-0  | 6  | 3  | 0  | 4  | 0   | 0   | 2  |
| Jarell Eddie, f     | 34  | 4-5   | 3-3  | 4  | 3  | 2  | 6  | 0   | 0   | 14 |
| C.J. Barksdale, f   | 25  | 0-4   | 0-0  | 2  | 2  | 0  | 0  | 1   | 0   | 0  |
| Marquis Rankin, g   | 21  | 0-5   | 0-0  | 2  | 3  | 2  | 2  | 0   | 0   | 0  |
| Erick Green, g      | 37  | 11-20 | 3-4  | 2  | 1  | 3  | 0  | 0   | 1   | 30 |
| Robert Brown        | 32  | 3-5   | 0-0  | 1  | 0  | 4  | 3  | 0   | 1   | 8  |
| Cadarian Raines     | 19  | 5-6   | 0-1  | 8  | 4  | 0  | 2  | 1   | 2   | 10 |
| Christian Beyer     | 4   | 0-1   | 0-0  | 1  | 1  | 0  | 0  | 0   | 0   | 0  |
| Joey Racer          | 0+  | 0-0   | 0-0  | 0  | 1  | 0  | 0  | 0   | 0   | 0  |
| Marshall Wood       | 6   | 0-2   | 0-1  | 0  | 0  | 0  | 0  | 0   | 0   | 0  |
| TEAM                |     |       |      | 3  |    |    |    |     |     |    |
| Totals              | 200 | 24-53 | 6-11 | 29 | 18 | 11 | 17 | 2   | 4   | 64 |

**3-Pointers**.....VT 10 (Green 5, Eddie 3, Brown 2) .....Miami 9 (Larkin 5, McKinney Jones 2, Brown, Kadji)  
**Blocks**.....VT 5 (Eddie 2, Rankin 2, Beyer) .....Miami 8 (Gamble 3, Johnson 2, Larkin 2, Kadji)  
**Steals**.....VT 4 (Raines 2, Brown, Green) .....Miami 6 (Larkin 3, Gamble, McKinney Jones, Scott)

**Officials**.....Hess, Kersey, Dorsey  
**Technical**.....None  
**Attendance**.....5,436

**Percentages:**

|               | FG%... | 3FG%... | FT%... |
|---------------|--------|---------|--------|
| Miami         | 48.1   | 37.5    | 75.0   |
| Virginia Tech | 45.3   | 50.0    | 54.5   |

|               | 29 | 44 | — | 73 |
|---------------|----|----|---|----|
| Miami         | 29 | 44 | — | 73 |
| Virginia Tech | 32 | 32 | — | 64 |

# GAME 21

NORTH CAROLINA 72, VIRGINIA TECH 60

FEB. 2, 2013 • NOON • CHAPEL HILL, N.C.

Virginia Tech led for the first 28 minutes of the game and had a chance to win in the final seconds, but the Hokies ran out of gas, stumbling to North Carolina 72-60 in overtime at the Dean Smith Center on Saturday afternoon.

Despite making just two field goals in the final 12:15 of regulation, the Hokies managed to stay in the game. Trailing 55-53, Tech got two free throws from **Joey van Zegeren** with 45.8 seconds remaining to tie things at 55. UNC's Marcus Paige then turned the ball over on the Tar Heels' next possession, giving the Hokies the ball with a chance to win the game.

Tech ran the clock down, and **Erick Green** tried to shoot a jumper over UNC's Reggie Bullock with four seconds left, but Bullock got a piece of it, and the Tar Heels rebounded it with 2 seconds remaining. After two timeouts, they didn't get a shot off, and the game went into overtime.

In overtime, the two team's traded baskets to even things at 57, but the Tar Heels went on 8-1 run after. Paige hit a 3-pointer and a jumper in that run, and the Tar Heels never looked back.

UNC outscored the Hokies 17-5 in the extra frame and nailed five of their six free-throw attempts to keep Tech from making any type of run. They also hit 5 of 6 from the floor in overtime, despite shooting just 37.5 percent for the game against the Hokies, who played mostly a 2-3 zone.

UNC got a big game from post standout James Michael McAdoo, who scored 22 points and grabbed 10 rebounds. Paige finished with 19 points and hit four 3-pointers, and Bullock managed 11.

The Hokies also got 15 points from **Jarell Eddie** and 12 points from **Cadarian Raines**. Tech shot just 38.7 percent from the floor.

## VIRGINIA TECH (11-10, 2-6 ACC)

| Player             | MP  | FG    | FT   | TR | PF | A  | TO | Blk | Stl | TP |
|--------------------|-----|-------|------|----|----|----|----|-----|-----|----|
| Cadarian Raines, f | 41  | 6-11  | 0-0  | 6  | 5  | 0  | 2  | 2   | 1   | 12 |
| Jarell Eddie, f    | 38  | 6-15  | 1-1  | 4  | 2  | 1  | 2  | 2   | 2   | 15 |
| C.J. Barksdale, f  | 19  | 0-0   | 0-0  | 4  | 5  | 1  | 1  | 0   | 0   | 0  |
| Robert Brown, g    | 38  | 3-12  | 4-5  | 3  | 4  | 1  | 5  | 0   | 1   | 10 |
| Erick Green, g     | 43  | 7-21  | 0-0  | 6  | 1  | 4  | 0  | 0   | 1   | 16 |
| Marshall Wood      | 10  | 1-1   | 0-0  | 2  | 1  | 0  | 2  | 0   | 0   | 2  |
| Marquis Rankin     | 20  | 1-2   | 0-0  | 2  | 1  | 2  | 1  | 0   | 3   | 2  |
| Joey van Zegeren   | 13  | 0-0   | 3-4  | 4  | 1  | 1  | 0  | 1   | 1   | 3  |
| Will Johnston      | 2   | 0-0   | 0-0  | 0  | 0  | 0  | 0  | 0   | 0   | 0  |
| Christian Beyer    | 1   | 0-0   | 0-0  | 0  | 0  | 0  | 0  | 0   | 0   | 0  |
| TEAM               |     |       |      | 3  |    |    | 1  |     |     | 0  |
| Totals             | 225 | 24-62 | 8-10 | 34 | 20 | 10 | 14 | 5   | 8   | 60 |

## NORTH CAROLINA (15-6, 5-3 ACC)

| Player               | MP  | FG    | FT    | TR | PF | A  | TO | Blk | Stl | TP |
|----------------------|-----|-------|-------|----|----|----|----|-----|-----|----|
| Reggie Bullock, f    | 41  | 3-13  | 4-4   | 6  | 0  | 5  | 0  | 2   | 2   | 11 |
| James M. McAdoo, f   | 38  | 8-12  | 6-9   | 10 | 2  | 1  | 5  | 0   | 2   | 22 |
| Desmond Hubert, f    | 14  | 1-2   | 0-0   | 3  | 0  | 0  | 0  | 1   | 0   | 2  |
| Dexter Strickland, g | 27  | 2-7   | 1-3   | 3  | 2  | 1  | 1  | 0   | 2   | 5  |
| Marcus Paige, g      | 39  | 6-14  | 3-4   | 5  | 3  | 5  | 2  | 0   | 1   | 19 |
| Leslie McDonald      | 25  | 1-7   | 4-4   | 2  | 1  | 3  | 1  | 0   | 0   | 6  |
| Brice Johnson        | 11  | 2-5   | 1-1   | 6  | 1  | 1  | 0  | 0   | 0   | 5  |
| Joel James           | 6   | 0-1   | 0-0   | 3  | 0  | 0  | 0  | 0   | 0   | 0  |
| J.P. Tokoto          | 6   | 0-1   | 0-0   | 1  | 0  | 2  | 0  | 0   | 1   | 0  |
| Jackson Simmons      | 18  | 1-2   | 0-2   | 3  | 4  | 0  | 1  | 0   | 0   | 2  |
| TEAM                 |     |       |       | 6  |    |    | 0  |     |     |    |
| Totals               | 225 | 24-64 | 19-27 | 47 | 14 | 16 | 12 | 3   | 6   | 72 |

**3-Pointers**.....VT 4 (Eddie 2, Green 2) .....UNC 5 (Paige 4, Bullock)  
**Blocks**.....VT 5 (Eddie 2, Raines 2, van Zegeren) .....UNC 3 (Bullock 2, Hubert)  
**Steals**.....VT 8 (Rankin 3, Brown, Eddie, Green) .....Raines, van Zegeren)  
.....UNC 6 (McAdoo 2, Strickland 2, Paige, Tokoto)

**Officials**.....Natili, Nestor, Heater  
**Technical**.....None  
**Attendance**.....20,762

**Percentages:**

|                | FG%... | 3FG%... | FT%... |
|----------------|--------|---------|--------|
| Virginia Tech  | 38.7   | 30.8    | 80.0   |
| North Carolina | 37.5   | 20.8    | 70.4   |

|                | 32 | 23 | 5  | — | 69 |
|----------------|----|----|----|---|----|
| Virginia Tech  | 32 | 23 | 5  | — | 69 |
| North Carolina | 26 | 29 | 17 | — | 72 |

# GAME 22

MARYLAND 60, VIRGINIA TECH 55

FEB. 7, 2013 • 9 P.M. • BLACKSBURG, VA.

**Erick Green** came up with another big game for Virginia Tech, but the Hokies couldn't make enough plays down the stretch and fell to Maryland 60-55.

Tech trailed by as many as 11 in the first half, but closed the half with a 17-3 run and led 27-24 at the break. The Terrapins, however, opened the second half with a 14-3 run to take the lead for good. They hit six of their first eight shots from the floor in the second half, including a 3-pointer and a short jumper by Jake Layman, and they took a 38-30 lead with 15:12 left on a 3-pointer by Dez Wells.

Tech stayed in the game behind Green, the nation's leading scorer at 25 points per game coming into this one. Green scored 13 of his game-high 29 points in the second half, and his jumper with 1:28 left cut the Maryland lead to 54-53.

But Alex Len's two free throws with 58.4 seconds left gave Maryland a 56-53 edge. After Virginia Tech's **Robert Brown** missed a jumper in the lane, Maryland's Nick Faust hit two free throws with 28 seconds left to push the lead to 58-53.

Layman led Maryland with 14 points, hitting 5 of 11 from the floor, including three 3-pointers. Maryland had a balanced attack, with five players scoring seven points or more. Len finished with 10 points and five rebounds, while Wells added eight points and James Padgett scored eight points and grabbed a game-high 11 rebounds. The Terrapins out-rebounded the Hokies 46-38.

Maryland, which came into the game ranked fourth nationally in field-goal percentage defense (36.3 percent), held the cold-shooting Hokies to just 33.8 percent (22 of 65). Virginia Tech hit just two field goals in the final 6:39.

Green connected on 10 of 23 from the floor for the Hokies, and **Cadarian Raines**, who scored 14 points, hit 7 of 13 from the floor. But the rest of the team combined for just five baskets.

## MARYLAND (17-6, 5-5 ACC)

| Player           | MP  | FG    | FT    | TR | PF | A  | TO | Bk | Stl | TP |
|------------------|-----|-------|-------|----|----|----|----|----|-----|----|
| Dez Well, f      | 32  | 2-5   | 2-5   | 9  | 1  | 5  | 4  | 0  | 0   | 8  |
| James Padgett, f | 25  | 4-8   | 0-4   | 11 | 3  | 0  | 2  | 2  | 1   | 8  |
| Alex Len, c      | 36  | 4-6   | 2-2   | 5  | 0  | 1  | 2  | 2  | 0   | 10 |
| Nick Faust, g    | 22  | 1-6   | 2-4   | 3  | 2  | 4  | 3  | 0  | 2   | 4  |
| Jake Layman, g   | 24  | 5-11  | 1-2   | 5  | 1  | 0  | 1  | 0  | 1   | 14 |
| Charles Mitchell | 15  | 0-4   | 2-4   | 9  | 2  | 0  | 1  | 0  | 0   | 2  |
| Logan Aronhalt   | 14  | 2-5   | 0-0   | 0  | 0  | 0  | 0  | 0  | 0   | 5  |
| Seth Allen       | 19  | 2-6   | 1-2   | 0  | 3  | 2  | 1  | 0  | 0   | 7  |
| Pe'Shon Howard   | 10  | 1-1   | 0-0   | 1  | 1  | 2  | 0  | 0  | 0   | 2  |
| Shaquille Cleare | 3   | 0-0   | 0-0   | 1  | 4  | 0  | 0  | 0  | 0   | 0  |
| TEAM             |     |       |       | 2  |    |    | 1  |    |     |    |
| Totals           | 200 | 21-52 | 10-23 | 46 | 17 | 14 | 15 | 4  | 4   | 60 |

## VIRGINIA TECH (11-11, 2-7 ACC)

| Player              | MP  | FG    | FT   | TR | PF | A | TO | Bk | Stl | TP |
|---------------------|-----|-------|------|----|----|---|----|----|-----|----|
| Joey van Zegeren, f | 17  | 1-3   | 0-2  | 4  | 3  | 0 | 1  | 1  | 0   | 2  |
| Cadarian Raines, f  | 31  | 7-13  | 0-0  | 5  | 3  | 0 | 0  | 5  | 0   | 14 |
| Jarell Eddie, f     | 27  | 1-8   | 0-0  | 5  | 4  | 0 | 1  | 2  | 0   | 2  |
| Robert Brown, g     | 33  | 1-9   | 0-0  | 3  | 0  | 4 | 0  | 1  | 2   |    |
| Erick Green, g      | 38  | 10-23 | 7-10 | 3  | 1  | 1 | 0  | 0  | 3   | 29 |
| Will Johnston       | 22  | 0-2   | 1-2  | 1  | 0  | 1 | 0  | 0  | 0   | 1  |
| Marshall Wood       | 6   | 0-1   | 0-0  | 3  | 2  | 0 | 0  | 0  | 0   | 0  |
| C.J. Barksdale      | 26  | 2-6   | 1-2  | 5  | 2  | 0 | 0  | 0  | 0   | 5  |
| TEAM                |     |       |      | 9  |    |   | 1  |    |     |    |
| Totals              | 200 | 22-65 | 9-16 | 38 | 15 | 6 | 7  | 8  | 4   | 55 |

**3-Pointers**.....VT 2 (Green 2)  
.....MD 8 (Layman 3, Allen 2, Wells 2, Aronhalt)  
**Blocks**.....VT 8 (Raines 5, Eddie 2, van Zegeren)  
.....MD 4 (Len 2, Padgett 2)  
**Steals**.....VT 4 (Green 3, Brown)  
.....MD 4 (Faust 2, Layman, Padgett)

**Officials**.....Eades, Maxwell, Lindsay  
**Technical**.....None  
**Attendance**.....5,465

### Percentages:

|               |            |             |            |
|---------------|------------|-------------|------------|
| Maryland      | FG%...40.4 | 3FG%...38.1 | FT%...43.5 |
| Virginia Tech | FG%...33.8 | 3FG%...11.1 | FT%...56.3 |

|               |    |    |   |    |
|---------------|----|----|---|----|
| Maryland      | 24 | 36 | — | 60 |
| Virginia Tech | 27 | 28 | — | 55 |

# GAME 23

GEORGIA TECH 64, VIRGINIA TECH 54

FEB. 9, 2013 • 1 P.M. • BLACKSBURG, VA.

Virginia Tech's **Erick Green** scored a game-high 28 points, but a slow start hurt the Hokies, and they ended up dropping a 64-54 decision to Georgia Tech in an ACC game played Saturday afternoon at Cassell Coliseum.

The Hokies fell to 11-12 overall, 2-8 in the ACC, and lost their sixth straight game. Georgia Tech moved to 13-9 overall, 3-7 in the league and snapped a four-game losing streak to the Hokies. They also avenged a 70-65 overtime loss to the Hokies on Jan. 12.

Behind Kammeon Holsey, who scored all 13 of his points in the first half, the Yellow Jackets opened a 22-point lead against the cold-shooting Hokies, who missed 12 of their first 13 shots and 20 of their first 23. The Yellow Jackets led 37-15 after a free throw by Daniel Miller with 1:24 left and led 37-18 at halftime.

Virginia Tech's 18 first-half points marked its fewest in any half this season. The Hokies, coming off a tough, late Thursday night loss to Maryland, hit just six shots in the first half and shot 20.7 percent (6 of 29) from the floor.

The Hokies used a 15-1 run in the second half to climb back into it. Green, who came into the game leading the nation in scoring at 25.2 points per game, scored nine of those 15 points, and his basket with 10:24 remaining cut the lead to 48-37.

Green, who scored 16 of his 28 points in the second half, got the Hokies even closer. Virginia Tech cut the lead to 60-52 on Green's runner with 31.6 seconds left, but the Yellow Jackets held on down the stretch.

Georgia Tech came into the game as the ACC's worst free-throw shooting team (64.3 percent), but senior guard Mfon Udofia made four straight in the final 31 seconds to seal the game for the Yellow Jackets.

Green, who led the nation in scoring at 25.2 points per game coming in, hit 9 of 20 from the floor and 8 of 9 from the free-throw line. He came out of the game with 31 seconds remaining because of dehydration and had to be helped to the locker room after the game. But Virginia Tech's sports medicine staff said he was fine.

The rest of the Hokies combined to shoot 10 of 42. Virginia Tech shot a season-low 30.6 percent (19 of 62).

## GEORGIA TECH (13-9, 3-7 ACC)

| Player                    | MP   | FG    | FT    | TR | PF | A  | TO | Bk | Stl | TP |
|---------------------------|------|-------|-------|----|----|----|----|----|-----|----|
| Marcus Georges-Hunt, f 29 | 5-11 | 2-2   | 9     | 1  | 0  | 2  | 1  | 0  | 13  |    |
| Robert Carter, Jr, f      | 24   | 2-7   | 2-3   | 9  | 4  | 0  | 2  | 1  | 1   | 7  |
| Daniel Miller, c          | 32   | 3-9   | 1-2   | 7  | 1  | 2  | 1  | 2  | 0   | 7  |
| Mfon Udofia, g            | 23   | 1-9   | 4-7   | 4  | 4  | 0  | 0  | 0  | 0   | 7  |
| Chris Bolden, g           | 28   | 2-6   | 0-0   | 3  | 1  | 4  | 1  | 1  | 0   | 5  |
| Brandon Reed              | 23   | 3-6   | 2-4   | 4  | 2  | 4  | 1  | 0  | 1   | 9  |
| Kammeon Holsey            | 24   | 6-8   | 1-4   | 9  | 1  | 1  | 1  | 1  | 0   | 13 |
| Solomon Poole             | 17   | 1-3   | 0-0   | 1  | 4  | 2  | 2  | 0  | 0   | 3  |
| TEAM                      |      |       |       | 3  |    |    | 1  |    |     |    |
| Totals                    | 200  | 23-59 | 12-22 | 49 | 18 | 13 | 11 | 6  | 2   | 64 |

## VIRGINIA TECH (11-12, 2-8 ACC)

| Player             | MP  | FG    | FT   | TR | PF | A | TO | Bk | Stl | TP |
|--------------------|-----|-------|------|----|----|---|----|----|-----|----|
| Cadarian Raines, f | 31  | 3-11  | 0-2  | 9  | 3  | 1 | 0  | 1  | 1   | 6  |
| Jarell Eddie, f    | 12  | 0-6   | 0-0  | 3  | 3  | 1 | 0  | 3  | 0   | 3  |
| C.J. Barksdale, f  | 24  | 0-2   | 1-2  | 4  | 3  | 0 | 0  | 0  | 0   | 1  |
| Robert Brown, g    | 39  | 4-16  | 0-1  | 3  | 0  | 2 | 4  | 0  | 0   | 10 |
| Erick Green, g     | 35  | 9-20  | 8-9  | 5  | 0  | 3 | 2  | 2  | 2   | 28 |
| Joey van Zegeren   | 9   | 0-0   | 0-0  | 1  | 2  | 0 | 0  | 0  | 0   | 0  |
| Marcus Patrick     | 1   | 0-0   | 0-0  | 2  | 0  | 0 | 0  | 0  | 0   | 0  |
| Marquis Rankin     | 10  | 0-0   | 0-0  | 2  | 0  | 1 | 0  | 0  | 0   | 0  |
| Will Johnston      | 23  | 2-6   | 0-0  | 2  | 1  | 1 | 0  | 0  | 0   | 6  |
| Marshall Wood      | 16  | 1-1   | 0-0  | 3  | 3  | 0 | 1  | 0  | 0   | 3  |
| TEAM               |     |       |      | 3  |    |   |    |    |     |    |
| Totals             | 200 | 19-62 | 9-14 | 35 | 17 | 8 | 8  | 6  | 1   | 54 |

**3-Pointers**.....VT 7 (Brown 2, Green 2, Johnston 2, Wood)  
.....GT 6 (Bolden, Carter, Jr., Georges-Hunt, Poole, Reed, Udofia)  
**Blocks**.....VT 6 (Eddie 3, Green 2, Raines)  
.....GT 6 (Miller 2, Bolden, Carter, Jr., Georges-Hunt, Holsey)  
**Steals**.....VT 1 (Green)  
.....GT 2 (Carter, Jr., Reed)

**Officials**.....Burr, Styons, Kelly  
**Technical**.....None  
**Attendance**.....6,006

### Percentages:

|               |            |             |            |
|---------------|------------|-------------|------------|
| Georgia Tech  | FG%...39.0 | 3FG%...35.3 | FT%...54.5 |
| Virginia Tech | FG%...30.6 | 3FG%...35.0 | FT%...64.3 |

|               |    |    |   |    |
|---------------|----|----|---|----|
| Georgia Tech  | 37 | 27 | — | 64 |
| Virginia Tech | 18 | 36 | — | 54 |

# GAME 24

VIRGINIA 73, VIRGINIA TECH 55

FEB. 12, 2013 • 7 P.M. • CHARLOTTEVILLE, VA.

Virginia's Joe Harris scored 17 of his game-high 26 points in the first half, as the Cavaliers used a big run at the end of the half to knock off Virginia Tech 73-55 in an ACC game played Tuesday night at John Paul Jones Arena.

The Hokies got 22 points from **Erick Green**, who came into the game as the nation's leading scorer at 25.3 points per game. But Green only made 4 of 17 from the floor, and the rest of the Hokies weren't much better, as they shot just 34.6 percent on the evening.

The Hokies stayed competitive for the first 12 minutes and trailed only 21-20 after a basket by **Robert Brown** with 8:01 remaining. But the Cavaliers closed the half with a 15-3 run — one that included two 3-pointers by Harris and one by Evan Nolte. The Hokies missed eight of their final nine shots in the half and trailed by 13 at halftime.

Green got hot in the second half, scoring 21 points — in fact, he scored 21 of Tech's 24 points during one stretch. His 3-pointer got the Hokies within 47-36 with 14:37 left to play, but the Cavaliers scored the next five points, and Tech got no closer the rest of the game.

Green went 0 of 7 in the first half and just 4 of 10 in the second half. He got most of his points at the free-throw line, hitting 11 of 13.

Harris hit 7 of 12 from the floor, including 5 of 7 from the 3-point arc, for the Cavaliers. He also made all seven of his free-throw attempts. Behind him, the Cavaliers shot 44 percent from the floor for the game and 47.4 percent from beyond the 3-point arc.

## VIRGINIA TECH (11-13, 2-9 ACC)

| Player             | MP  | FG    | FT    | TR | PF | A | TO | Bk | Stl | TP |
|--------------------|-----|-------|-------|----|----|---|----|----|-----|----|
| Cadarian Raines, f | 26  | 3-7   | 0-2   | 8  | 2  | 1 | 1  | 1  | 0   | 6  |
| C.J. Barksdale, f  | 16  | 1-2   | 0-0   | 4  | 2  | 0 | 2  | 0  | 0   | 2  |
| Robert Brown, g    | 18  | 1-5   | 0-1   | 1  | 3  | 1 | 0  | 0  | 0   | 2  |
| Erick Green, g     | 34  | 4-17  | 11-13 | 5  | 0  | 2 | 0  | 0  | 1   | 22 |
| Will Johnston, g   | 28  | 1-2   | 0-1   | 1  | 0  | 1 | 0  | 0  | 1   | 3  |
| Joey van Zegeren   | 14  | 0-0   | 0-0   | 4  | 4  | 0 | 1  | 1  | 0   | 0  |
| Marcus Patrick     | 2   | 2-2   | 0-0   | 1  | 0  | 0 | 0  | 0  | 0   | 4  |
| Marquis Rankin     | 20  | 2-4   | 0-2   | 0  | 1  | 1 | 1  | 0  | 0   | 5  |
| Greg Donlon        | 2   | 0-1   | 0-0   | 0  | 0  | 0 | 0  | 0  | 0   | 0  |
| Christian Beyer    | 2   | 0-0   | 0-0   | 0  | 0  | 0 | 0  | 0  | 0   | 0  |
| Joey Racer         | 2   | 0-0   | 0-0   | 0  | 0  | 0 | 0  | 0  | 0   | 0  |
| Jarell Eddie       | 14  | 1-7   | 0-0   | 3  | 0  | 0 | 2  | 0  | 0   | 3  |
| Marshall Wood      | 22  | 3-5   | 0-0   | 5  | 3  | 1 | 1  | 0  | 0   | 8  |
| TEAM               |     |       |       | 1  |    |   | 1  |    |     |    |
| Totals             | 200 | 18-52 | 11-19 | 33 | 15 | 7 | 9  | 2  | 3   | 55 |

## VIRGINIA (18-6, 8-3 ACC)

| Player              | MP  | FG    | FT   | TR | PF | A  | TO | Bk | Stl | TP |
|---------------------|-----|-------|------|----|----|----|----|----|-----|----|
| Akil Mitchell, f    | 34  | 6-12  | 5-8  | 8  | 0  | 3  | 0  | 0  | 2   | 17 |
| Jontel Evans, g     | 30  | 4-7   | 0-0  | 7  | 3  | 6  | 1  | 0  | 0   | 8  |
| Paul Jerspersion, g | 22  | 3-5   | 0-0  | 2  | 2  | 1  | 0  | 2  | 0   | 8  |
| Joe Harris, g       | 32  | 7-12  | 7-7  | 4  | 2  | 1  | 1  | 1  | 0   | 26 |
| Justin Anderson, g  | 28  | 0-4   | 4-4  | 3  | 3  | 1  | 2  | 0  | 0   | 4  |
| Doug Browman        | 2   | 0-0   | 0-0  | 1  | 0  | 0  | 0  | 0  | 0   | 0  |
| Taylor Barnette     | 11  | 0-1   | 0-0  | 1  | 0  | 0  | 0  | 0  | 0   | 0  |
| Teven Jones         | 9   | 1-3   | 2-2  | 0  | 2  | 2  | 0  | 0  | 0   | 5  |
| Evan Nolte          | 26  | 1-3   | 2-2  | 4  | 1  | 0  | 0  | 0  | 0   | 5  |
| Caid Kirven         | 2   | 0-0   | 0-0  | 0  | 0  | 0  | 0  | 0  | 0   | 0  |
| Thomas Rogers       | 2   | 0-2   | 0-0  | 0  | 0  | 0  | 0  | 0  | 0   | 0  |
| Darion Atkins       | 2   | 0-1   | 0-0  | 1  | 0  | 0  | 1  | 0  | 0   | 0  |
| TEAM                |     |       |      | 2  |    |    | 1  |    |     |    |
| Totals              | 200 | 22-50 | 0-23 | 33 | 13 | 14 | 6  | 3  | 2   | 73 |

**3-Pointers**.....VT 8 (Green 3, Wood 2, Eddie, Johnston, Rankin)  
.....UVA 9 (Harris 5, Jerspersion 2, Jones, Nolte)  
**Blocks**.....VT 2 (Raines, van Zegeren)  
.....UVA 3 (Jerspersion 2, Harris)  
**Steals**.....VT 3 (Barksdale, Green, Johnston)  
.....UVA 2 (Mitchell 2)

**Officials**.....Luckie, Hull, Cahill  
**Technical**.....None  
**Attendance**.....11,764

### Percentages:

|               |            |             |            |
|---------------|------------|-------------|------------|
| Virginia Tech | FG%...34.6 | 3FG%...32.0 | FT%...57.9 |
| Virginia      | FG%...44.0 | 3FG%...47.4 | FT%...87.0 |

|               |    |    |   |    |
|---------------|----|----|---|----|
| Virginia Tech | 23 | 32 | — | 55 |
| Virginia      | 36 | 37 | — | 73 |

**THE STAT CREW SYSTEM**  
**Virginia Tech Combined Team Statistics (as of Feb 12, 2013)**  
**All games**

| <b>RECORD:</b> | <b>OVERALL</b> | <b>HOME</b> | <b>AWAY</b> | <b>NEUTRAL</b> |
|----------------|----------------|-------------|-------------|----------------|
| ALL GAMES      | 11-13          | 8-6         | 2-5         | 1-2            |
| CONFERENCE     | 2-9            | 1-5         | 1-4         | 0-0            |
| NON-CONFERENCE | 9-4            | 7-1         | 1-1         | 1-2            |

| #              | Player           | gp-gs | min  | avg  | Total    |      | 3-Point |      | F-Throw |      | Rebounds |     |     |      | pf  | dq | a   | to  | blk | stl | pts  | avg  |
|----------------|------------------|-------|------|------|----------|------|---------|------|---------|------|----------|-----|-----|------|-----|----|-----|-----|-----|-----|------|------|
|                |                  |       |      |      | fg-fga   | fg%  | 3fg-fga | 3fg% | ft-fga  | ft%  | off      | def | tot | avg  |     |    |     |     |     |     |      |      |
| 11             | Erick Green      | 24-24 | 872  | 36.3 | 196-414  | .473 | 44-115  | .383 | 168-206 | .816 | 13       | 93  | 106 | 4.4  | 29  | 0  | 94  | 47  | 4   | 33  | 604  | 25.2 |
| 31             | Jarell Eddie     | 24-23 | 731  | 30.5 | 102-256  | .398 | 42-123  | .341 | 62-73   | .849 | 29       | 114 | 143 | 6.0  | 52  | 0  | 30  | 54  | 22  | 10  | 308  | 12.8 |
| 01             | Robert Brown     | 23-20 | 676  | 29.4 | 75-235   | .319 | 19-85   | .224 | 35-55   | .636 | 10       | 50  | 60  | 2.6  | 52  | 0  | 55  | 56  | 6   | 13  | 204  | 8.9  |
| 04             | Cadarian Raines  | 24-22 | 596  | 24.8 | 73-152   | .480 | 0-0     | .000 | 23-50   | .460 | 70       | 91  | 161 | 6.7  | 73  | 3  | 13  | 33  | 29  | 8   | 169  | 7.0  |
| 42             | C.J. Barksdale   | 23-22 | 497  | 21.6 | 42-86    | .488 | 0-0     | .000 | 19-28   | .679 | 33       | 71  | 104 | 4.5  | 55  | 3  | 14  | 18  | 12  | 5   | 103  | 4.5  |
| 33             | Marshall Wood    | 17-0  | 265  | 15.6 | 20-62    | .323 | 8-36    | .222 | 23-35   | .657 | 14       | 47  | 61  | 3.6  | 36  | 0  | 9   | 14  | 7   | 3   | 71   | 4.2  |
| 02             | Joey van Zegeren | 24-4  | 378  | 15.8 | 32-60    | .533 | 0-0     | .000 | 23-49   | .469 | 35       | 47  | 82  | 3.4  | 61  | 1  | 3   | 28  | 18  | 7   | 87   | 3.6  |
| 10             | Marquis Rankin   | 21-4  | 401  | 19.1 | 19-57    | .333 | 11-34   | .324 | 7-13    | .538 | 5        | 19  | 24  | 1.1  | 41  | 1  | 21  | 21  | 1   | 16  | 56   | 2.7  |
| 25             | Will Johnston    | 21-1  | 225  | 10.7 | 16-40    | .400 | 15-37   | .405 | 5-10    | .500 | 1        | 8   | 9   | 0.4  | 13  | 0  | 8   | 2   | 0   | 4   | 52   | 2.5  |
| 22             | Christian Beyer  | 17-0  | 174  | 10.2 | 11-30    | .367 | 1-8     | .125 | 10-14   | .714 | 20       | 37  | 57  | 3.4  | 11  | 0  | 5   | 8   | 2   | 3   | 33   | 1.9  |
| 05             | Marcus Patrick   | 8-0   | 36   | 4.5  | 2-11     | .182 | 0-4     | .000 | 2-4     | .500 | 0        | 5   | 5   | 0.6  | 8   | 0  | 2   | 5   | 0   | 1   | 6    | 0.8  |
| 24             | Joey Racer       | 8-0   | 17   | 2.1  | 2-3      | .667 | 1-2     | .500 | 1-2     | .500 | 1        | 0   | 1   | 0.1  | 3   | 0  | 0   | 0   | 0   | 0   | 6    | 0.8  |
| 14             | Greg Donlon      | 5-0   | 7    | 1.4  | 0-1      | .000 | 0-0     | .000 | 1-2     | .500 | 0        | 1   | 1   | 0.2  | 0   | 0  | 0   | 0   | 0   | 0   | 1    | 0.2  |
| Team           |                  |       |      |      |          |      |         |      |         |      | 42       | 40  | 82  |      |     |    | 3   |     |     |     |      |      |
| Total.....     |                  | 24    | 4875 |      | 590-1407 | .419 | 141-444 | .318 | 379-541 | .701 | 273      | 623 | 896 | 37.3 | 434 | 8  | 254 | 289 | 101 | 103 | 1700 | 70.8 |
| Opponents..... |                  | 24    | 4875 |      | 617-1479 | .417 | 181-558 | .324 | 338-514 | .658 | 316      | 614 | 930 | 38.8 | 433 | -  | 334 | 263 | 89  | 117 | 1753 | 73.0 |

| <b>TEAM STATISTICS</b> | <b>VT</b> | <b>OPP</b> | <b>Date</b> | <b>Opponent</b>          | <b>Score</b> | <b>Att.</b> |
|------------------------|-----------|------------|-------------|--------------------------|--------------|-------------|
| SCORING                | 1700      | 1753       | 11/10/12    | EAST TENNESSEE STATE     | w 80-62      | 6632        |
| Points per game        | 70.8      | 73.0       | 11/12/12    | RHODE ISLAND             | w 69-50      | 6270        |
| Scoring margin         | -2.2      | -          | 11/15/12    | VMI                      | w 95-80      | 6883        |
| FIELD GOALS-ATT        | 590-1407  | 617-1479   | 11/19/12    | at UNCG                  | w 96-87      | 3082        |
| Field goal pct         | .419      | .417       | 11/23/12    | APPALACHIAN STATE        | w 87-76      | 7094        |
| 3 POINT FG-ATT         | 141-444   | 181-558    | 11/27/12    | IOWA                     | w 95-79      | 5647        |
| 3-point FG pct         | .318      | .324       | 12/01/12    | OKLAHOMA STATE           | w 81-71      | 7552        |
| 3-pt FG made per game  | 5.9       | 7.5        | 12/8/12     | at West Virginia         | L 67-68      | 11631       |
| FREE THROWS-ATT        | 379-541   | 338-514    | 12/10/12    | MISSISSIPPI VALLEY STATE | w 70-49      | 4926        |
| Free throw pct         | .701      | .658       | 12/15/12    | GEORGIA SOUTHERN         | L 73-78      | 6026        |
| F-Throws made per game | 15.8      | 14.1       | 12/22/12    | vs Bradley               | Wot 66-65    | 0           |
| REBOUNDS               | 896       | 930        | 12/23/12    | vs Colorado State        | L 52-88      | 0           |
| Rebounds per game      | 37.3      | 38.8       | 12/29/12    | vs BYU                   | L 71-97      | 15684       |
| Rebounding margin      | -1.4      | -          | * 01/05/13  | at Maryland              | L 71-94      | 17950       |
| ASSISTS                | 254       | 334        | * 01/09/13  | BOSTON COLLEGE           | L 75-86      | 6054        |
| Assists per game       | 10.6      | 13.9       | * 1/12/13   | at Georgia Tech          | Wot 70-65    | 7675        |
| TURNOVERS              | 289       | 263        | * 01/19/13  | WAKE FOREST              | w 66-65      | 6418        |
| Turnovers per game     | 12.0      | 11.0       | * 01/24/13  | VIRGINIA                 | L 58-74      | 7222        |
| Turnover margin        | -1.1      | -          | * 1/27/13   | at Clemson               | L 70-77      | 7980        |
| Assist/turnover ratio  | 0.9       | 1.3        | * 01/30/13  | MIAMI                    | L 64-73      | 5436        |
| STEALS                 | 103       | 117        | * 02/02/13  | at North Carolina        | Lot 60-72    | 20762       |
| Steals per game        | 4.3       | 4.9        | * 02/07/13  | MARYLAND                 | L 55-60      | 5465        |
| BLOCKS                 | 101       | 89         | * 02/09/13  | GEORGIA TECH             | L 54-64      | 6006        |
| Blocks per game        | 4.2       | 3.7        | * 02/12/13  | at Virginia              | L 55-73      | 11764       |
| ATTENDANCE             | 87631     | 96528      |             |                          |              |             |
| Home games-Avg/Game    | 14-6259   | 7-11549    |             |                          |              |             |
| Neutral site-Avg/Game  | -         | 3-5228     |             |                          |              |             |

\* - Conference game

| <b>Score by Periods</b> | <b>1st</b> | <b>2nd</b> | <b>OT</b> | <b>Totals</b> |
|-------------------------|------------|------------|-----------|---------------|
| Virginia Tech           | 759        | 910        | 31        | 1700          |
| Opponents               | 814        | 902        | 37        | 1753          |



**THE STAT CREW SYSTEM**  
**Virginia Tech Combined Team Statistics (as of Feb 12, 2013)**  
**Conference games**

| <b>RECORD:</b> | <b>OVERALL</b> | <b>HOME</b> | <b>AWAY</b> | <b>NEUTRAL</b> |
|----------------|----------------|-------------|-------------|----------------|
| ALL GAMES      | 2-9            | 1-5         | 1-4         | 0-0            |
| CONFERENCE     | 2-9            | 1-5         | 1-4         | 0-0            |
| NON-CONFERENCE | 0-0            | 0-0         | 0-0         | 0-0            |

| ##             | Player           | gp-gs | min  | avg  | Total   |       | 3-Point |      | F-Throw |      | Rebounds |     |     |      | pf  | dq | a   | to  | blk | stl | pts | avg  |
|----------------|------------------|-------|------|------|---------|-------|---------|------|---------|------|----------|-----|-----|------|-----|----|-----|-----|-----|-----|-----|------|
|                |                  |       |      |      | fg-fga  | fg%   | 3fg-fga | 3fg% | ft-fga  | ft%  | off      | def | tot | avg  |     |    |     |     |     |     |     |      |
| 11             | Erick Green      | 11-11 | 416  | 37.8 | 94-207  | .454  | 25-56   | .446 | 74-96   | .771 | 8        | 40  | 48  | 4.4  | 13  | 0  | 34  | 15  | 3   | 12  | 287 | 26.1 |
| 31             | Jarell Eddie     | 11-10 | 322  | 29.3 | 39-112  | .348  | 14-55   | .255 | 23-28   | .821 | 11       | 43  | 54  | 4.9  | 24  | 0  | 9   | 22  | 8   | 2   | 115 | 10.5 |
| 04             | Cadarian Raines  | 11-9  | 291  | 26.5 | 39-79   | .494  | 0-0     | .000 | 1-10    | .100 | 32       | 47  | 79  | 7.2  | 33  | 2  | 7   | 13  | 17  | 3   | 79  | 7.2  |
| 01             | Robert Brown     | 10-7  | 298  | 29.8 | 24-100  | .240  | 5-34    | .147 | 13-20   | .650 | 4        | 17  | 21  | 2.1  | 20  | 0  | 21  | 26  | 0   | 4   | 66  | 6.6  |
| 42             | C.J. Barksdale   | 10-9  | 227  | 22.7 | 14-34   | .412  | 0-0     | .000 | 8-13    | .615 | 14       | 33  | 47  | 4.7  | 30  | 3  | 5   | 9   | 2   | 1   | 36  | 3.6  |
| 02             | Joey van Zegeren | 11-4  | 188  | 17.1 | 13-27   | .481  | 0-0     | .000 | 9-19    | .474 | 17       | 20  | 37  | 3.4  | 31  | 1  | 1   | 16  | 6   | 1   | 35  | 3.2  |
| 10             | Marquis Rankin   | 10-4  | 216  | 21.6 | 10-30   | .333  | 7-18    | .389 | 2-6     | .333 | 3        | 12  | 15  | 1.5  | 21  | 0  | 12  | 11  | 0   | 13  | 29  | 2.9  |
| 22             | Christian Beyer  | 9-0   | 85   | 9.4  | 7-16    | .438  | 1-4     | .250 | 4-6     | .667 | 9        | 17  | 26  | 2.9  | 7   | 0  | 2   | 1   | 1   | 1   | 19  | 2.1  |
| 05             | Marcus Patrick   | 2-0   | 3    | 1.5  | 2-2     | 1.000 | 0-0     | .000 | 0-0     | .000 | 0        | 1   | 1   | 0.5  | 2   | 0  | 0   | 0   | 0   | 0   | 4   | 2.0  |
| 33             | Marshall Wood    | 7-0   | 82   | 11.7 | 5-13    | .385  | 3-8     | .375 | 0-3     | .000 | 2        | 14  | 16  | 2.3  | 12  | 0  | 3   | 5   | 0   | 1   | 13  | 1.9  |
| 25             | Will Johnston    | 10-1  | 118  | 11.8 | 5-17    | .294  | 4-14    | .286 | 1-4     | .250 | 0        | 5   | 5   | 0.5  | 5   | 0  | 5   | 0   | 0   | 1   | 15  | 1.5  |
| 14             | Greg Donlon      | 1-0   | 2    | 2.0  | 0-1     | .000  | 0-0     | .000 | 0-0     | .000 | 0        | 0   | 0   | 0.0  | 0   | 0  | 0   | 0   | 0   | 0   | 0   | 0.0  |
| 24             | Joey Racer       | 2-0   | 2    | 1.0  | 0-0     | .000  | 0-0     | .000 | 0-0     | .000 | 0        | 0   | 0   | 0.0  | 1   | 0  | 0   | 0   | 0   | 0   | 0   | 0.0  |
| Team           |                  |       |      |      |         |       |         |      |         |      | 23       | 15  | 38  |      |     |    | 3   |     |     |     |     |      |
| Total.....     |                  | 11    | 2250 |      | 252-638 | .395  | 59-189  | .312 | 135-205 | .659 | 123      | 264 | 387 | 35.2 | 199 | 6  | 99  | 121 | 37  | 39  | 698 | 63.5 |
| Opponents..... |                  | 11    | 2250 |      | 271-628 | .432  | 91-237  | .384 | 170-254 | .669 | 128      | 295 | 423 | 38.5 | 180 | -  | 163 | 104 | 50  | 52  | 803 | 73.0 |

| <b>TEAM STATISTICS</b> | <b>VT</b> | <b>OPP</b> | <b>Date</b> | <b>Opponent</b>   | <b>Score</b> | <b>Att.</b> |
|------------------------|-----------|------------|-------------|-------------------|--------------|-------------|
| SCORING                | 698       | 803        | * 01/05/13  | at Maryland       | L 71-94      | 17950       |
| Points per game        | 63.5      | 73.0       | * 01/09/13  | BOSTON COLLEGE    | L 75-86      | 6054        |
| Scoring margin         | -9.5      | -          | * 1/12/13   | at Georgia Tech   | Wot 70-65    | 7675        |
| FIELD GOALS-ATT        | 252-638   | 271-628    | * 01/19/13  | WAKE FOREST       | W 66-65      | 6418        |
| Field goal pct         | .395      | .432       | * 01/24/13  | VIRGINIA          | L 58-74      | 7222        |
| 3 POINT FG-ATT         | 59-189    | 91-237     | * 1/27/13   | at Clemson        | L 70-77      | 7980        |
| 3-point FG pct         | .312      | .384       | * 01/30/13  | MIAMI             | L 64-73      | 5436        |
| 3-pt FG made per game  | 5.4       | 8.3        | * 02/02/13  | at North Carolina | Lot 60-72    | 20762       |
| FREE THROWS-ATT        | 135-205   | 170-254    | * 02/07/13  | MARYLAND          | L 55-60      | 5465        |
| Free throw pct         | .659      | .669       | * 02/09/13  | GEORGIA TECH      | L 54-64      | 6006        |
| F-Throws made per game | 12.3      | 15.5       | * 02/12/13  | at Virginia       | L 55-73      | 11764       |
| REBOUNDS               | 387       | 423        |             |                   |              |             |
| Rebounds per game      | 35.2      | 38.5       |             |                   |              |             |
| Rebounding margin      | -3.3      | -          |             |                   |              |             |
| ASSISTS                | 99        | 163        |             |                   |              |             |
| Assists per game       | 9.0       | 14.8       |             |                   |              |             |
| TURNOVERS              | 121       | 104        |             |                   |              |             |
| Turnovers per game     | 11.0      | 9.5        |             |                   |              |             |
| Turnover margin        | -1.5      | -          |             |                   |              |             |
| Assist/turnover ratio  | 0.8       | 1.6        |             |                   |              |             |
| STEALS                 | 39        | 52         |             |                   |              |             |
| Steals per game        | 3.5       | 4.7        |             |                   |              |             |
| BLOCKS                 | 37        | 50         |             |                   |              |             |
| Blocks per game        | 3.4       | 4.5        |             |                   |              |             |
| ATTENDANCE             | 36601     | 66131      |             |                   |              |             |
| Home games-Avg/Game    | 6-6100    | 5-13226    |             |                   |              |             |
| Neutral site-Avg/Game  | -         | 0-0        |             |                   |              |             |

\* - Conference game

| <b>Score by Periods</b> | <b>1st</b> | <b>2nd</b> | <b>OT</b> | <b>Totals</b> |
|-------------------------|------------|------------|-----------|---------------|
| Virginia Tech           | 306        | 372        | 20        | 698           |
| Opponents               | 366        | 410        | 27        | 803           |

**THE STAT CREW SYSTEM**  
**Virginia Tech Team Game-by-Game Comparison (as of Feb 12, 2013)**  
**All games**

| Opponent                 | 1st   | 2nd   | Score | Mar  | Total FG    | FG Pct    | 3-Pointers  | 3FG Pct   | Free Throws | FT Pct    | Rebounds   | Assist | T/Over | Block | Steal | Fouls |
|--------------------------|-------|-------|-------|------|-------------|-----------|-------------|-----------|-------------|-----------|------------|--------|--------|-------|-------|-------|
| EAST TENNESSEE STATE     | 43/28 | 37/34 | 80-62 | +18  | 27-58/24-62 | .466/.387 | 10-25/3-16  | .400/.188 | 16-24/11-25 | .667/.440 | 37/39 (2)  | 19/12  | 10/12  | 1/1   | 5/5   | 20/18 |
| RHODE ISLAND             | 36/24 | 33/26 | 69-50 | +19  | 26-57/20-59 | .456/.339 | 7-21/1-21   | .333/.048 | 10-17/9-16  | .588/.563 | 42/37 +5   | 14/4   | 9/10   | 9/2   | 5/3   | 15/18 |
| VMI                      | 46/30 | 49/50 | 95-80 | +15  | 36-68/30-73 | .529/.411 | 11-24/8-37  | .458/.216 | 12-15/12-15 | .800/.800 | 44/33 +11  | 16/15  | 13/10  | 2/6   | 7/5   | 15/13 |
| UNCG                     | 45/41 | 51/46 | 96-87 | +9   | 24-53/32-75 | .453/.427 | 14-22/11-35 | .636/.314 | 34-42/12-17 | .810/.706 | 41/38 +3   | 13/16  | 14/9   | 8/0   | 4/5   | 15/25 |
| APPALACHIAN STATE        | 41/38 | 46/38 | 87-76 | +11  | 26-52/28-60 | .500/.467 | 5-18/8-22   | .278/.364 | 30-39/12-21 | .769/.571 | 27/35 (8)  | 16/6   | 13/19  | 3/2   | 7/5   | 19/26 |
| IOWA                     | 46/38 | 49/41 | 95-79 | +16  | 32-61/31-64 | .525/.484 | 4-15/4-22   | .267/.182 | 27-30/13-18 | .900/.722 | 36/30 +6   | 12/16  | 9/10   | 3/5   | 6/2   | 20/23 |
| OKLAHOMA STATE           | 32/36 | 49/35 | 81-71 | +10  | 24-55/28-66 | .436/.424 | 6-16/4-23   | .375/.174 | 27-33/11-15 | .818/.733 | 41/31 +10  | 8/13   | 12/8   | 6/5   | 5/5   | 16/23 |
| West Virginia            | 24/30 | 43/38 | 67-68 | (1)  | 27-65/24-68 | .415/.353 | 5-18/10-24  | .278/.417 | 8-10/10-18  | .800/.556 | 38/49 (11) | 15/15  | 6/7    | 8/5   | 3/2   | 17/12 |
| MISSISSIPPI VALLEY STATE | 30/24 | 40/25 | 70-49 | +21  | 23-60/18-70 | .383/.257 | 2-12/4-29   | .167/.138 | 22-30/9-14  | .733/.643 | 51/45 +6   | 10/6   | 15/14  | 9/5   | 4/5   | 19/20 |
| GEORGIA SOUTHERN         | 27/35 | 46/43 | 73-78 | (5)  | 27-68/25-57 | .397/.439 | 6-27/11-26  | .222/.423 | 13-17/17-27 | .765/.630 | 38/41 (3)  | 7/15   | 13/17  | 4/3   | 5/3   | 23/17 |
| Bradley                  | 25/35 | 30/20 | 66-65 | +1   | 23-56/23-63 | .411/.365 | 4-16/8-23   | .250/.348 | 16-25/11-18 | .640/.611 | 43/36 +7   | 10/13  | 24/20  | 3/3   | 6/12  | 16/18 |
| Colorado State           | 27/33 | 25/55 | 52-88 | (36) | 19-53/30-63 | .358/.476 | 6-21/11-24  | .286/.458 | 8-16/17-27  | .500/.630 | 32/45 (13) | 4/22   | 15/6   | 4/2   | 1/7   | 21/15 |
| BYU                      | 31/56 | 40/41 | 71-97 | (26) | 24-63/33-71 | .381/.465 | 2-20/7-19   | .100/.368 | 21-38/24-29 | .553/.828 | 39/48 (9)  | 11/18  | 15/17  | 4/0   | 6/6   | 19/25 |
| Maryland                 | 37/53 | 34/41 | 71-94 | (23) | 25-67/31-60 | .373/.517 | 4-19/10-23  | .211/.435 | 17-24/22-28 | .708/.786 | 38/41 (3)  | 7/18   | 11/11  | 1/4   | 5/2   | 19/17 |
| BOSTON COLLEGE           | 26/32 | 49/54 | 75-86 | (11) | 29-56/29-60 | .518/.483 | 7-14/8-22   | .500/.364 | 10-15/20-35 | .667/.571 | 34/33 +1   | 14/17  | 17/5   | 1/3   | 0/9   | 26/14 |
| Georgia Tech             | 22/25 | 33/30 | 70-65 | +5   | 24-58/22-61 | .414/.361 | 3-16/8-24   | .188/.333 | 19-24/13-21 | .792/.619 | 43/32 +11  | 9/13   | 12/9   | 4/6   | 4/6   | 16/19 |
| WAKE FOREST              | 31/37 | 35/28 | 66-65 | +1   | 27-60/25-68 | .450/.368 | 4-13/7-19   | .308/.368 | 8-16/8-12   | .500/.667 | 38/43 (5)  | 12/14  | 7/8    | 6/1   | 4/4   | 11/15 |
| VIRGINIA                 | 25/34 | 33/40 | 58-74 | (16) | 19-43/26-51 | .442/.510 | 5-15/11-23  | .333/.478 | 15-24/11-18 | .625/.611 | 32/24 +8   | 6/21   | 14/6   | 0/3   | 3/9   | 17/18 |
| Clemson                  | 33/33 | 37/44 | 70-77 | (7)  | 21-60/22-49 | .350/.449 | 5-16/10-21  | .313/.476 | 23-32/23-29 | .719/.793 | 33/42 (9)  | 9/11   | 5/9    | 2/9   | 3/2   | 25/23 |
| MIAMI                    | 32/29 | 32/44 | 64-73 | (9)  | 24-53/26-54 | .453/.481 | 10-20/9-24  | .500/.375 | 6-11/12-16  | .545/.750 | 29/33 (4)  | 11/12  | 17/12  | 2/8   | 4/6   | 18/12 |
| North Carolina           | 32/26 | 23/29 | 60-72 | (12) | 24-62/24-64 | .387/.375 | 4-13/5-24   | .308/.208 | 8-10/19-27  | .800/.704 | 34/47 (13) | 10/16  | 14/12  | 5/3   | 8/6   | 20/14 |
| MARYLAND                 | 27/24 | 28/36 | 55-60 | (5)  | 22-65/21-52 | .338/.404 | 2-18/8-21   | .111/.381 | 9-16/10-23  | .563/.435 | 38/46 (8)  | 6/14   | 7/15   | 8/4   | 4/4   | 15/17 |
| GEORGIA TECH             | 18/37 | 36/27 | 54-64 | (10) | 19-62/23-59 | .306/.390 | 7-20/6-17   | .350/.353 | 9-14/12-22  | .643/.545 | 35/49 (14) | 8/13   | 8/11   | 6/6   | 1/2   | 17/18 |
| Virginia                 | 23/36 | 32/37 | 55-73 | (18) | 18-52/22-50 | .346/.440 | 8-25/9-19   | .320/.474 | 11-19/20-23 | .579/.870 | 33/33 -    | 7/14   | 9/6    | 2/3   | 3/2   | 15/13 |

Note: Game totals are displayed in the format TEAM/OPPONENT for each category

**THE STAT CREW SYSTEM**  
**Virginia Tech Points-Rebounds-Assists (as of Feb 12, 2013)**  
**All games**

| Opponent                | Date     | Score |   | 01         | 02         | 04         | 05         | 10         | 11         | 14         |
|-------------------------|----------|-------|---|------------|------------|------------|------------|------------|------------|------------|
|                         |          |       |   | BROWN,ROBE | ZEGEREN,JO | RAINES,CAD | PATRICK,MA | RANKIN,MAR | GREEN,ERIC | DONLON,GRE |
| EAST TENNESSEE STATE    | 11/10/12 | 80-62 | w | 16-2-5     | 6-2-0      | 9-4-0      | 0-0-1      | DNP        | 21-2-6     | DNP        |
| RHODE ISLAND            | 11/12/12 | 69-50 | w | 12-4-4     | 2-6-0      | 10-12-2    | 2-0-0      | DNP        | 25-3-4     | DNP        |
| VMI                     | 11/15/12 | 95-80 | w | 11-4-4     | 4-8-1      | 14-10-0    | 0-1-1      | 0-0-0      | 23-4-6     | 0-0-0      |
| at UNCG                 | 11/19/12 | 96-87 | w | 10-2-3     | 2-1-0      | 9-9-0      | DNP        | 2-0-0      | 26-3-6     | DNP        |
| APPALACHIAN STATE       | 11/23/12 | 87-76 | w | 9-2-6      | 2-0-0      | 3-2-0      | DNP        | 0-0-2      | 27-4-4     | DNP        |
| IOWA                    | 11/27/12 | 95-79 | w | 18-0-2     | 10-3-0     | 9-6-0      | DNP        | 5-0-2      | 24-5-5     | DNP        |
| OKLAHOMA STATE          | 12/01/12 | 81-71 | w | 18-6-0     | 2-0-0      | 10-6-1     | DNP        | 0-0-0      | 28-7-0     | DNP        |
| at West Virginia        | 12/8/12  | 67-68 | L | 21-3-1     | 2-2-0      | 8-8-0      | DNP        | 0-4-2      | 23-4-10    | DNP        |
| MISSISSIPPI VALLEY STAT | 12/10/12 | 70-49 | w | 4-4-2      | 9-7-0      | 0-4-1      | 0-2-0      | 10-2-1     | 23-5-4     | 0-1-0      |
| GEORGIA SOUTHERN        | 12/15/12 | 73-78 | L | 4-2-2      | 2-5-1      | 0-3-0      | DNP        | 5-2-0      | 28-7-4     | DNP        |
| vs Bradley              | 12/22/12 | 66-65 | w | 2-2-4      | 2-5-0      | 16-9-2     | DNP        | 0-1-1      | 31-8-2     | DNP        |
| vs Colorado State       | 12/23/12 | 52-88 | L | 0-3-0      | 2-2-0      | 2-4-0      | 0-0-0      | 3-0-1      | 26-5-3     | 0-0-0      |
| vs BYU                  | 12/29/12 | 71-97 | L | 13-5-1     | 7-4-0      | 0-5-0      | 0-1-0      | 2-0-0      | 12-1-6     | 1-0-0      |
| at Maryland             | 01/05/13 | 71-94 | L | 11-2-1     | 10-5-0     | 8-13-0     | DNP        | 3-3-3      | 28-3-2     | DNP        |
| BOSTON COLLEGE          | 01/09/13 | 75-86 | L | DNP        | 7-4-0      | 2-3-0      | DNP        | 4-2-1      | 24-3-9     | DNP        |
| at Georgia Tech         | 1/12/13  | 70-65 | w | 10-3-3     | 4-1-0      | 8-6-2      | DNP        | 0-3-2      | 28-5-1     | DNP        |
| WAKE FOREST             | 01/19/13 | 66-65 | w | 4-0-3      | 5-2-0      | 8-13-3     | DNP        | 2-0-1      | 22-3-3     | DNP        |
| VIRGINIA                | 01/24/13 | 58-74 | L | 0-1-0      | 2-5-0      | 4-4-0      | DNP        | 6-0-0      | 35-9-1     | DNP        |
| at Clemson              | 1/27/13  | 70-77 | L | 9-4-2      | 0-1-0      | 1-4-0      | DNP        | 7-1-0      | 25-4-5     | DNP        |
| MIAMI                   | 01/30/13 | 64-73 | L | 8-1-4      | 2-6-0      | 10-8-0     | DNP        | 0-2-2      | 30-2-3     | DNP        |
| at North Carolina       | 02/02/13 | 60-72 | L | 10-3-1     | 3-4-1      | 12-6-0     | DNP        | 2-2-2      | 16-6-4     | DNP        |
| MARYLAND                | 02/07/13 | 55-60 | L | 2-3-4      | 2-4-0      | 14-5-0     | DNP        | DNP        | 29-3-1     | DNP        |
| GEORGIA TECH            | 02/09/13 | 54-64 | L | 10-3-2     | 0-1-0      | 6-9-1      | 0-0-0      | 0-2-0      | 28-5-3     | DNP        |
| at Virginia             | 02/12/13 | 55-73 | L | 2-1-1      | 0-4-0      | 6-8-1      | 4-1-0      | 5-0-1      | 22-5-2     | 0-0-0      |

| Opponent                | Date     | Score |   | 22         | 24         | 25         | 31         | 33         | 42         |
|-------------------------|----------|-------|---|------------|------------|------------|------------|------------|------------|
|                         |          |       |   | BEYER,CHRI | RACER,JOEY | JOHNSTON,W | EDDIE,JARE | WOOD,MARSH | BARKSDALE, |
| EAST TENNESSEE STATE    | 11/10/12 | 80-62 | w | 0-1-0      | 3-0-0      | 3-0-2      | 17-10-2    | 5-6-2      | 0-3-1      |
| RHODE ISLAND            | 11/12/12 | 69-50 | w | 0-1-0      | 0-0-0      | 3-1-0      | 9-8-3      | 4-3-0      | 2-1-1      |
| VMI                     | 11/15/12 | 95-80 | w | 0-0-0      | 0-0-0      | 9-0-0      | 17-8-3     | 6-2-0      | 11-6-1     |
| at UNCG                 | 11/19/12 | 96-87 | w | DNP        | DNP        | 9-0-0      | 28-5-2     | 5-11-1     | 5-6-1      |
| APPALACHIAN STATE       | 11/23/12 | 87-76 | w | 0-0-0      | DNP        | 0-0-0      | 23-2-0     | 13-8-2     | 10-7-2     |
| IOWA                    | 11/27/12 | 95-79 | w | DNP        | DNP        | 3-0-0      | 11-7-3     | 4-4-0      | 11-7-0     |
| OKLAHOMA STATE          | 12/01/12 | 81-71 | w | DNP        | DNP        | 0-0-1      | 15-12-4    | 8-5-0      | 0-1-2      |
| at West Virginia        | 12/8/12  | 67-68 | L | DNP        | DNP        | DNP        | 5-2-2      | 2-2-0      | 6-8-0      |
| MISSISSIPPI VALLEY STAT | 12/10/12 | 70-49 | w | 2-5-0      | 0-0-0      | 0-1-0      | 8-10-0     | 8-3-1      | 6-3-1      |
| GEORGIA SOUTHERN        | 12/15/12 | 73-78 | L | DNP        | DNP        | 0-0-0      | 21-8-0     | 3-1-0      | 10-9-0     |
| vs Bradley              | 12/22/12 | 66-65 | w | 3-9-1      | DNP        | DNP        | 12-5-0     | DNP        | 0-1-0      |
| vs Colorado State       | 12/23/12 | 52-88 | L | 0-4-0      | 1-1-0      | 4-1-0      | 10-5-0     | DNP        | 4-5-0      |
| vs BYU                  | 12/29/12 | 71-97 | L | 9-11-2     | 2-0-0      | 6-1-0      | 17-7-2     | DNP        | 2-0-0      |
| at Maryland             | 01/05/13 | 71-94 | L | 6-7-0      | DNP        | 0-0-0      | 5-2-1      | DNP        | DNP        |
| BOSTON COLLEGE          | 01/09/13 | 75-86 | L | 6-8-2      | DNP        | 5-0-1      | 21-6-1     | DNP        | 6-4-0      |
| at Georgia Tech         | 1/12/13  | 70-65 | w | 0-2-0      | DNP        | 0-1-0      | 9-7-1      | DNP        | 11-10-0    |
| WAKE FOREST             | 01/19/13 | 66-65 | w | 3-4-0      | DNP        | 0-0-0      | 18-9-0     | DNP        | 4-5-2      |
| VIRGINIA                | 01/24/13 | 58-74 | L | 0-0-0      | DNP        | 0-0-1      | 9-9-2      | 0-0-0      | 2-3-2      |
| at Clemson              | 1/27/13  | 70-77 | L | 4-4-0      | DNP        | 0-0-0      | 19-2-0     | 0-3-2      | 5-6-0      |
| MIAMI                   | 01/30/13 | 64-73 | L | 0-1-0      | 0-0-0      | DNP        | 14-4-2     | 0-0-0      | 0-2-0      |
| at North Carolina       | 02/02/13 | 60-72 | L | 0-0-0      | DNP        | 0-0-0      | 15-4-1     | 2-2-0      | 0-4-1      |
| MARYLAND                | 02/07/13 | 55-60 | L | DNP        | DNP        | 1-1-1      | 2-5-0      | 0-3-0      | 5-5-0      |
| GEORGIA TECH            | 02/09/13 | 54-64 | L | DNP        | DNP        | 6-2-1      | 0-3-1      | 3-3-0      | 1-4-0      |
| at Virginia             | 02/12/13 | 55-73 | L | 0-0-0      | 0-0-0      | 3-1-1      | 3-3-0      | 8-5-1      | 2-4-0      |