



HOKIE HOOPS

2012-13 GAME NOTES

Virginia Tech
(11-9, 2-5)

VS. North Carolina
(14-6, 4-3)

2012-13 Schedule & Results (11-9, 2-5 ACC)

Date	Opponent		
11/10	ETSU (ESPN3)	W	80-62
11/12	RHODE ISLAND (ESPN3)	W	69-50
11/15	VMI (ESPN3)	W	95-80
11/19	at UNC Greensboro (ESPN3)	W	96-87
11/23	APPALACHIAN ST. (ESPN3)	W	87-76

Big Ten/ACC Challenge

11/27	IOWA% (ESPN2)	W	95-79
12/ 1	15/17 OKLA. ST. (ESPN3)	W	81-71
12/ 8	at West Virginia (ESPN2)	L	67-68

Continental Tire Las Vegas Classic (Blacksburg, Va.)

12/10	MISS.VALLEY ST.# (ESPN3)	W	70-49
12/15	GA. SOUTHERN# (ESPN3)	L	73-78

Continental Tire Las Vegas Classic (Las Vegas, Nev.)

12/22	Bradley#	W	66-65 (OT)
12/23	Colorado State (CBS SN)	L	52-88
12/29	BYU (Salt Lake City) (ESPN2)	L	71-97
1/ 5	at Maryland* (ACCN)	L	71-94
1/ 9	BOSTON COLLEGE* (RSN)	L	75-86
1/12	at Georgia Tech* (ACCN)	W	70-65 (OT)
1/19	WAKE FOREST* (ACCN)	W	66-65
1/24	VIRGINIA* (ACCN)	L	58-74
1/27	at Clemson* (ACCN)	L	70-77
1/30	#14/15 MIAMI* (RSN)	L	64-73

2/ 2	at North Carolina*	noon	ACCN
2/ 7	MARYLAND*	9 p.m.	ACCN
2/ 9	GEORGIA TECH*	1 p.m.	RSN
2/12	at Virginia*	7 p.m.	ESPN2
2/16	at NC State*	2 p.m.	ESPN/ESPN2
2/21	DUKE*	9 p.m.	ESPN/ESPN2
2/24	FLORIDA STATE*	6 p.m.	ESPN2
2/27	at Miami*	7 p.m.	RSN
3/ 2	CLEMSON*	8 p.m.	RSN
3/ 5	at Duke*	7 p.m.	ESPN2
3/10	at Wake Forest*	2 p.m.	ACCN

ACC Tournament - Greensboro, N.C.

3/14-		TBA	ACCN/ESPN
3/18			

* - Atlantic Coast Conference Games

% - Big Ten/ACC Challenge, Blacksburg, Va.

- Continental Tire Las Vegas Classic

All times are EST and are subject to change



Sat., Feb. 2, 2013 • Noon
Dean E. Smith Center (21,800), Chapel Hill, N.C.

Series vs. UNC: UNC, 62-13 Series Streak: UNC, two
Last Meeting vs. the Heels: UNC, 82-68, 1-19-2012, Cassell Coliseum
Live Stats: goheels.com Sirius: 85 XM: 85



Hokies travel to Chapel Hill to meet the Tar Heels in an ACC match-up

NOTING THE HOKIES

About Today's Game

The Hokies are 11-9 on the season and 2-5 in ACC play after losing to No. 14/15 Miami on Wednesday night.

North Carolina is 14-6 overall and 4-3 in ACC action after an 82-70 win at Boston College on Tuesday night.

No. 14/15 Miami 73, Virginia Tech 64

Erick Green scored 30 points and the Hokies led by as many as 12 points in the first half, but could not hold on and lost 73-64, to No. 14/15 Miami in Cassell Coliseum on Wednesday night. **Jarell Eddie** scored 14 points and **Cadarian Raines** added 10 points and eight rebounds off the bench for the Hokies.

Green Notes

Erick Green leads the ACC and the nation in scoring.

Green has scored 20-or-more points in 19 games of the 20 games this season.

ACC Legend

Ace Custis has been named to the 2013 ACC Men's Basketball Legends Class.

Honors for Green

Erick Green has been named a watch list finalist for the Bob Cousey Award, given annually to the top point guard in the nation. Green has also been named to the John R. Wooden Award's Midseason Top 25. Wooden Award given to nation's best player.

Odds & Ends

Erick Green's 35 points in the loss to Virginia marks the most points by an ACC player in a game this season. Green has three of the ACC's seven 30-plus point games this season.

The Hokies' two largest comeback victories this season have come in their two overtime games, both victories. Tech was down 13 points against Bradley and 11 points at Georgia Tech.

The Hokies have played in two of the four overtime games played this season by ACC teams. Tech defeated Georgia Tech in the only ACC conference overtime game this season.

Hokie Probables

F	31	Jarell Eddie 14.4 ppg, 6.4 rpg, 1.4 apg	Jr.	6-7	Charlotte, N.C.
F	42	C.J. Barksdale 5.0 ppg, 4.6 rpg, .513 FG%	So.	6-8	Danville, Va.
F	4	Cadarian Raines 6.6 ppg, 6.7 rpg, 1.0 bspg	r-Jr.	6-9	Petersburg, Va.
G	10	Marquis Rankin 2.7 ppg, 1.1 rpg, 1.0 apg	So.	6-1	Charlotte, N.C.
G	11	Erick Green 25.5 ppg, 4.4 rpg, 4.2 apg	Sr.	6-4	Winchester, Va.

Television/Internet

The ACC Network/ESPN3

Tim Brant & Dan Bonner



Radio

Virginia Tech IMG Sports Network
Bill Roth & Mike Burnop

Follow us on twitter

@VT_MBBall



Virginia Tech Athletics Communications

Primary Contact

Bill Dyer - Associate Director

wdyer@vt.edu

(o) - 540-231-8853

(c) - 540-998-5906

Secondary Contact

Rachel Perreault - Assistant Director

rachelp5@vt.edu

(o) - 540-231-2228

Last Time Out: #14/15 Miami 73, VT 64

The Hokies dropped another tough one, 73-64, to No. 14/15 Miami in Cassell Coliseum on Wednesday night ... The Hokies jumped out to a 12-point lead in first half and led by three points at the intermission, but Miami fought back and held off a late Tech run ... **Erick Green** led all scorers with 30 points ... **Jarell Eddie** added 14 points and **Cadarian Raines** scored 10 points and grabbed eight rebounds off the bench for the Hokies.

35 for Green

Erick Green scored 35 points in the loss to Virginia, setting a new career-high for the senior ... His previous high was 31 points in the overtime win over Bradley earlier this season in Las Vegas ... The 35 points marks the most points scored by an ACC player this season ... With his 30 points in the loss to Miami, Green now has three of the six 30-plus point games in the ACC this season, the only player with more than one such game ... The 35 points is the most points by a Virginia Tech player since Dorenzo Hudson scored 41 points in a 103-94 overtime win over Seton Hall in Cancun, Mexico on Jan. 2, 2010 ... It is the most points by a Hokie in an ACC game since Malcolm Delaney scored 37 points in an 86-82 home loss to No. 12 Clemson on Jan. 29, 2009 ... In the loss to Virginia, Green also set a new career-high with nine rebounds.



Erick Green

Leading the Way

Erick Green enters today's game leading the nation in scoring, averaging 25.5 points per game ... Only one other ACC player has led the nation in scoring, South Carolina's Grady Wallace led the nation in scoring (31.2 ppg) in the 1956-57 season ... Green is also leading the ACC in scoring ... Only one Hokie, Malcolm Delaney, has ever led the ACC in scoring ... Delaney averaged 20.2 ppg in the 2010 season ... The last ACC player to average more than 25 points per game in a season was J.J. Redick of Duke, who averaged 26.8 ppg as a senior in 2006 ... Green is the leading active scorer in the ACC at this point.

500 So Far

Erick Green scored his 500th point of the season in the loss to No. 14/15 Miami ... That is the most points he has scored in a season ... The last Hokie to score 500 points in a season was Malcolm Delaney in the 2010-11 season ... Delaney scored his 500th point in the 27th game of that season.

1,400 and Climbing

Erick Green scored 23 points in the win over VMI and in doing so, he became the 43rd player in Virginia Tech history to reach the 1,000 career point plateau ... Green now has 1,450 career points ... In the loss to No. 14/15 Miami, Green passed Shawn Smith and Howard Pardue into 17th place on the Tech all-time scoring list ... He is one of 20 players to score at least 1,400 points for the Hokies.

Wood Returns

Freshman forward **Marshall Wood** returned to action in the Hokies' loss to Virginia on Jan. 24, playing seven minutes ... He increased that to 13 minutes at Clemson ... He had fractured the third metatarsal in his left foot on Dec. 15 ... The injury, which did not require surgery, was suffered in the loss to Georgia Southern on Dec. 15 ... He dressed in the game against Wake Forest, but was not cleared to play against the Demon Deacons.



Marshall Wood

Better After the Break

Erick Green leads the nation and the ACC in scoring ... In ACC games this season, Green has scored 192 points, for an average of 27.4 points per game ... In those seven games, he has scored 74 first half points and 118 second half points ... 61.5 percent of his total ACC points have come in the second half (and the overtime session in the win at Georgia Tech).

Low Board Totals

In the Hokies' loss to Virginia on Thursday night, Tech out rebounded the Cavaliers, 32-24 ... The 56 total rebounds is a season low ... The 24 total rebounds by UVa are the fewest rebounds allowed by the Hokies since Tech allowed the Cavaliers 24 rebounds in the Hokies' home loss to UVa last season ... The last time Tech allowed less than 24 rebounds in a game was on Feb. 12, 2012, when the Hokies allowed Boston College 19 rebounds in a home win over the Eagles.

The Series vs. North Carolina

The Tar Heels hold a 62-13 advantage against the Hokies in the all-time series ... The Hokies have lost the last two meetings, including an 82-68 loss in Cassell Coliseum last season ... Tech is 5-28 in road games in the series and has lost the last three in Chapel Hill ... The Hokies are 3-9 against UNC since joining the ACC ... Along with Chapel Hill and Blacksburg, games in this series have also been played in Roanoke, Atlanta, Charlotte, Greensboro, Winston-Salem, Durham, Raleigh and Columbia, S.C.

This Year vs. Last Year

Erick Green has scored 509 points so far in 20 games this season ... Last season, when he led the team in scoring as a junior, Green totaled 483 points ... He has also made and attempted more free throws than last year.

Farther Away Than the Rest

Erick Green is the only player in the top 10 in field goal percentage in the ACC that primarily plays guard ... He is shooting 49.8 percent from the floor this season ... He is shooting 43.6 percent from the field for his career.

Hokies vs. Ranked Teams

With the loss to No. 14/15 Miami, the Hokies are 13-40 against nationally ranked teams since joining the ACC for the 2004-05 season ... Tech is 30-148 all-time against teams ranked in the AP poll ... The win over Oklahoma State was the first time this season the Hokies had faced a ranked opponent ... Tech is 1-1 against ranked teams this season ... These numbers are only for teams ranked in the AP poll.

Scoring Combos

The Virginia Tech combo of **Erick Green** and **Jarell Eddie** are averaging 39.9 points per game ... They are the highest-scoring set of teammates in the ACC this season ... The duo of Mason Plumlee and Seth Curry of Duke are averaging 34.1 ppg ... Green leads the ACC and Eddie is 10th in scoring ... The duo also has combined for 23, 20-or-more point games ... That leads the ACC, eight ahead of the 15 by Curry and Plumlee.



Jarell Eddie

Improving on Good

Entering today's game, **Erick Green** is, statistically by scoring, the most improved player in the ACC ... Green averaged 15.6 points per game last season and has improved that to 25.5 ppg this season ... That is an increase of 9.9 ppg ... James Michael McAdoo of North Carolina has increased his scoring average this season, going from 6.1 ppg to 14.7 ppg, an increase of 8.6 ppg.

Getting There is Half the Battle

Erick Green is averaging 8.7 free throw attempts per game this season, best in the ACC ... Mason Plumlee of Duke gets to the charity stripe the second-most in the league, at 7.5 ftpg ... Green is shooting 81.6 percent from the line this season, while Plumlee is shooting 64.0 percent from the line.

Finally a Two

Sophomore walk-on **Will Johnston** has earned significant playing time this season and a lot has been his three-point shooting ... In Johnston's career, he has made 14 field goals and all but one of them have been three-pointers ... He hit a career-high three, three-pointers in the win over VMI, for a career-high nine points in a career-high 19 minutes of action ... He equalled the number of threes in the next game, as he hit three, three-pointers in the first half of the win at UNCG ... In the loss to Boston College, Johnston attempted his first two-pointer of the season and later in the game, made his first two-point field goal of the season.



Will Johnston

2x5 is Rare

In the loss at Clemson on Sunday, both **Cadarian Raines** and **Joey van Zegeren** fouled out of the game ... It marked the first time that two Hokies had fouled out of the same game since Terrell Bell and Jeff Allen fouled out of a 73-57 loss at No. Kansas State on Nov. 16, 2010 ... The last time two Hokies had fouled out of an ACC game was on Feb. 8, 2009, when Jeff Allen and Cheick Diakite fouled out of a 91-87 home win over NC State.



Joey van Zegeren

Tying a Long-Held Mark

To open the 2012-13 season, **Erick Green** scored 20-or-more points in the first 12 games ... That tied the school record for games with consecutive 20-or-more points, set by Bob Ayersman in the 1958-59 season ... That was also the school record for most consecutive 20-plus point games at any time in a season at Virginia Tech ... In the win over Bradley in the semifinal of the Continental Tire Las Vegas Classic, Green scored a career-high 31 points, the first time in his career that he had scored 30-or-more-points in a game ... He set a new career high with 35 points in the loss to Virginia ... After snapping the streak in the loss at BYU, Green has scored 20-or-more points in each of the last six games, all ACC league games ... The Miami game, in which Green scored 30 points, was the third career game with 30-or-more points ... The Miami game was the 26th career game of 20-or-more points and the 76th time in his collegiate career that he has scored in double figures.

Four Doubles is Rare

When **C.J. Barksdale** recorded his first career double-double in the overtime win at Georgia Tech, he became the fourth Hokie to record a double-double this season (and the third to record his first career double-double this season) ... This is the first season since the 2007-08 season that four different Hokies have recorded a double-double (J.T. Thompson, Jeff Allen, A.D. Vassallo and Deron Washington) ... That season was the third consecutive year that the Hokies had four players record double-doubles.



C.J. Barksdale

Johnson's Debut

The season-opening victory against ETSU was the debut of **James Johnson** as the head coach of the Hokies ... Johnson, a former assistant and associate head coach with the Hokies, was named to the position on May 2, 2012 ... Johnson is now 11-9 as the coach of the Hokies and 1-1 against nationally-ranked teams ... He earned his first ACC victory in the overtime win at Georgia Tech and his first ACC home win over Wake Forest ... He brings with him 19 years experience as an assistant coach ... He is the only new coach in the ACC this season ... For a full bio on Johnson, please see page 10 of this release.



James Johnson

Hokies' All-Time Record

Virginia Tech is now 1355-1117 all-time in collegiate basketball, good for a .548 winning percentage ... This is the Hokies' 104th season of men's basketball.

Their Time to Shine

Head coach **James Johnson** repeatedly tells his players that at some time this season, every one of them will be called upon to help this team win a basketball game ... In the win over Mississippi Valley State, it was **Christian Beyer** and **Marcus Patrick's** turn ... The duo of walk-ons came off the bench in the first half to provide a spark for the Hokies ... Patrick played a career-high 10 minutes in the game and grabbed a pair of rebounds, while Beyer, who also played a then-career-high 10 minutes, scored two points, blocked a shot and grabbed five rebounds, third-most on the team.



Marcus Patrick

More on Beyer

To take that one step further, **Christian Beyer** had the best game of his short Virginia Tech (to date) career, as he scored three points and grabbed nine rebounds in 27 minutes of action in the overtime win over Bradley ... He also led the Hokies with two steals ... Beyer had played a combined 15 minutes in the first 10 games of the season ... Add in the 25 minutes he played in the loss to Colorado State and Beyer averaged 26.0 minutes and 6.5 rebounds per game in Las Vegas ... In the loss at BYU, Beyer scored a career-high nine points and grabbed a career-high 11 rebounds ... He had six points and seven rebounds in the loss at Maryland and six points and eight rebounds in the loss to Boston College ... He has grabbed 55 of his 57 rebounds in his last 10 appearances.



Christian Beyer

Hot Shooting, Wrong Outcome

Virginia Tech shot 51.8 percent from the field in the loss to Boston College, including 64.3 percent in the second half ... That is the first time the Hokies shot at least 50 percent from the field in a game and lost since Jan. 29, 2009, when the Hokies shot 50.8 percent from the field in an 86-82 loss in Cassell Coliseum to No. 12 Clemson ... The last time the Hokies shot better than 51.8 percent from the field in a game in which they lost was on Feb. 9, 2008, a 74-71 loss to Miami.

Not Many at All

When the Hokies defeated Bradley, 66-65, in overtime in the Las Vegas Classic, it marked the fewest points Tech had scored in an overtime victory since defeating Marquette, 65-64, in overtime in the finals of the 1995 NIT in Madison Square Garden ... Both of Virginia Tech's NIT championships were won in overtime ... The last time Tech won any game scoring 66-or-fewer points was a 66-65 win over Boston College in Blacksburg last season.

Hokies in Overtime

With the win at Georgia Tech, the Hokies are now 59-43 all-time in overtime games ... Tech is 26-21 in road overtime games, 26-9 in home overtime games and 7-13 on neutral courts ... Tech is 12-3 in ACC overtime games ... Prior to the loss at No. 5 Duke last season, the last time the Hokies had lost a true road overtime game was Feb. 11, 2006, when Tech fell to Virginia, 81-77, in University Hall ... Tech is 3-6 all-time in overtime games against ranked teams ... Tech is 5-8 in double overtime games and 1-2 in triple overtime games.

The Hokies

Under James Johnson

VT outrebounds opponent.....	8-2
Opponent outrebounds VT	3-7
Rebounds are equal.....	0-0
VT leads at the half.....	7-1
VT trails at the half	4-7
Game is tied at the half	0-1
VT shoots 50% or better	3-1
VT outshoots opponent.....	11-2
Opponent outshoots VT	0-7
VT holds opp. under 40%	6-1
VT scores 100+ points.....	0-0
VT scores 90-99 points.....	3-0
VT scores 80-89 points.....	3-0
VT scores 70-79 points.....	2-5
VT scores 60-69 points.....	3-2
VT scores less than 60 points	0-2
Opponent scores 100+ points.....	0-0
Opponent scores 90-99 points.....	0-2
Opponent scores 80-89 points.....	2-2
Opponent scores 70-79 points.....	3-4
Opponent scores 60-69 points.....	4-1
Opp. scores less than 60 points	2-0
VT in games 5-or-fewer points or OT	3-2
VT at home.....	8-4
VT on the road	2-3
VT at a neutral site.....	1-2
Overtime games.....	2-0
VT against conference foes.....	2-5
VT on television/internet.....	10-9
VT vs. ranked teams (AP only).....	1-1
VT as a ranked team (AP only).....	0-0

Attendance Figures

Virginia Tech, like other ACC schools, announces total tickets distributed at home games ... That includes season tickets, individual game tickets and student tickets.

What's Up Next?

The Hokies return to Cassell Coliseum for a rematch with Maryland ... Tip time is 9 p.m. and the game will be televised by The ACC Network and ESPN3.

VT vs. The Conferences

ACC REGULAR SEASON.....	2-5
Atlantic Sun (ETSU)	1-0
Atlantic 10 (URI)	1-0
Big 12 (Oklahoma State, West Virginia).....	1-1
Big South (VMI)	1-0
Big Ten (Iowa).....	1-0
MVC (Bradley)	1-0
Mountain West Conference (Colorado State).....	0-1
Southern (UNCG, App. St., Ga. Southern)	2-1
SWAC (Miss. Valley State)	1-0
West Coast (BYU)	0-1
Total.....	11-9

Interesting Free Throw Note

In the Hokies' win over Wake Forest, Tech made eight of 16 free throw attempts, for 50 percent from the line ... The last time Tech shot 50 percent or worse from the line and won that basketball game came on Feb. 26, 2011 in Cassell Coliseum, when the Hokies made just eight of 19 attempts from the line and defeated No. 1 Duke, 64-60.

It's Been A While

With his career-high 10 assists in the loss at West Virginia, **Erick Green** posted the first double-digit assist total by a Hokie since Malcolm Delaney had 10 assists in the NIT loss to Baylor on March 21, 2009 ... That was the second of Delaney's two 10-assist games.

Doubles from the Wing

Jarell Eddie recorded his second double-double of the season with 15 points and 12 rebounds in the win over No. 15/17 Oklahoma State ... In doing so, that marks the most double-doubles in a season by a Virginia Tech wing or back court player since A.D. Vassallo recorded three double-doubles in the 2008-09 season (Malcolm Delaney recorded two double-doubles that same season) ... The most double-doubles recorded by a Tech wing player in a single season since the Hokies joined the ACC in the 2004-05 season is six, by Deron Washington in the 2007-08 season ... **Erick Green** recorded his first career double-double in the loss at West Virginia, with 23 points and a career-high 10 assists.

Less Than 50

Virginia Tech defeated Mississippi Valley State, 70-49 ... The 49 points scored is the fewest the Hokies have allowed an opponent this season and the fewest since a 48-47 loss at No. 20 Florida State on Feb. 16, 2012 ... The last time the Hokies limited an opponent to fewer than 50 points and won was a 47-45 win over No. 15 Virginia on Jan. 22, 2012 in John Paul Jones Arena.

Sharp Dressed Man

Sophomore **Adam Smith** has joined the Hokie program, but he must sit out this season after transferring from UNC Wilmington ... He will have three seasons of eligibility beginning next fall ... He is able to practice with the Hokies this season ... Smith has already made a name for himself for his natty attire on the bench at Virginia Tech home games.



Adam Smith

Comfortable at the Line

Erick Green enters today's game shooting 80.1 percent from the free throw line for his career ... He has passed Brian Chase into eighth place in career free throw shooting percentage at Virginia Tech ... Green, along with junior wing **Jarell Eddie**, combined for 84.2 percent from the free throw line last season ... Eddie is 82.6 percent from the line in his career, but does not, at this point, have enough free throw attempts to qualify for the list ... Eddie's 86.8 percent from the line last season was the fifth-best season in Virginia Tech history ... This season, the duo is a combined 203-246 from the line, good for 82.5 percent.

All Together Now

When **Marquis Rankin** scored a career-high 10 points in the win over Mississippi Valley State, it marked the eighth different player to record a double-figure scoring game this season ... All eight scholarship players have now scored at least 10 points in a game this season.



Marquis Rankin

Grabbing Boards

When **Cadarian Raines** grabbed a career-high and team season-high 13 rebounds in the loss at Maryland, it marked the first time a Hokie had grabbed at least 13 rebounds in a game since **Jarell Eddie** grabbed 14 rebounds in a home loss to BYU on Jan. 25, 2012 ... Raines repeated the feat when he grabbed 13 rebounds in the win over Wake Forest.



Cadarian Raines

90 and 80

Virginia Tech won consecutive games, 95-80 over VMI and 96-87 at UNC Greensboro ... This was the first time since Feb. 13 and 15, 2011 that Tech has scored 90-or-more points in back-to-back games ... This was also the first time since Dec. 10 and 17, 1989 that the Hokies allowed opponents 80-or-more points in back-to-back victories ... Tech scored 96 points in the win, the first time that the Hokies had scored that many points in a true road game since defeating Liberty, 101-70, in Lynchburg on Jan. 28, 1995 ... The 87 points for UNCG are the most points scored by an opponent in a true road game Tech victory since Dec. 28, 1993, when Tech defeated Florida Atlantic, 115-87, in Boca Raton, Fla. ... This is the first time since the 1988-89 season that Tech has scored 90-or-more points in three of the first six games of the season.

A Little More on 80

Tech scored at least 80 points in five consecutive games from Nov. 15 through Dec. 1 ... That was the first time Tech had scored at least 80 points in five consecutive games since Dec. 5 through 19, 1987, when Tech won five straight games by those numbers.

That's a Low Percentage

When the Hokies held Mississippi Valley State to just 13.8 percent from three-point range, it marked the fifth time this season that Tech had held its opponent to under 20.0 percent from behind the three-point arc ... The last time the Hokies held an opponent to less than 15.0 percent from three-point range was on March 1, 2012, when Clemson went 0-10 from behind the arc ... Tech also held the Delta Devils to 25.7 percent from the field, the first time Tech has held an opponent to under 30.0 percent from the field since holding Eastern Michigan to 28.1 percent from the field on Dec. 22, 2011.

They Are Free, After All

In the win at UNCG, **Erick Green** made all 16 of his free throw attempts ... That is the second-best performance at the line in Tech history ... Rod Wheeler made all 18 of his attempts against Richmond on Dec. 28, 1990 ... Green made 37 free throw attempts earlier this season ... In the win at UNCG, **Jarell Eddie** made nine of his 10 attempts ... Tech was 34-of-42 from the line in that game, shooting 81.1 percent ... In the win over Iowa, the Hokies were 27-30 from the line, for 90.0 percent and in the win over No. 15/17 Oklahoma State, Tech was 27-33 from the line, for 81.1 percent and in the loss at West Virginia, Tech made eight of 10 attempts (80.0 percent).

Doubles in Threes

Tech made 14 three-point field goals in the win at UNC Greensboro which is the most threes for the Hokies in a game since the team joined the BIG EAST in 2000 and subsequently, the ACC in 2004 ... Research is ongoing to see if Tech had 14-or-more threes in a game since the Hokies set the school record with 16 threes against Marquette on Jan. 7, 1989 ... In the loss to No. 14/15 Miami, the Hokies made 10 three-pointers, the most in an ACC game this season and the most in an ACC game for the Hokies since Tech made 11 three-pointers in a 74-73 overtime win over Georgia Tech on Feb. 18, 2012 and the most in a regulation ACC game since making 13 threes in an 82-68 loss to No. 8 North Carolina in Blacksburg on Jan. 19, 2012.

500-Plus in the Cassell

The Hokies have a 526-161 overall record in Cassell, good for a .766 winning percentage ... Tech is 8-4 in Cassell Coliseum this season ... Tech was 11-7 last season and was 12-4 in Cassell the season before, the 50th year for the arena ... The win over Florida State on Jan. 8, 2011, was the 500th victory in the building ... The win over FSU in 2008 marked the Hokies' 600th game played in Cassell Coliseum ... Tech defeated Rhode Island, 86-63, on Nov. 20, 2002, in its 500th game in the arena ... Tech has had just one break-even home season and one losing season in Cassell Coliseum ... The 17 victories for the Hokies at home in the 2009-10 season set a new Cassell Coliseum and school record.

Welcome Back

The weekend of Dec. 14 and 15, the Hokies hosted the Men's Basketball Alumni Weekend ... The two-day event featured a wide range of events for the returning former players, including tours of facilities, receptions and a dinner on the court of the Hahn Hurst Basketball Practice Facility following the game against Georgia Southern ... The returning players were recognized at halftime of the game ... More than 50 former players attended, including former All-Americans Howard Pardue and Bimbo Coles, along with retired jersey honoree Ace Custis and Les Henson, famous for the "Henson Heave" shot to defeat Florida State in 1980.

Green was Honored

Erick Green was named the ACC Co-Player of the Week, for the week ending Nov. 25 ... This was the second-consecutive week he earned the award ... He led the Hokies to a pair of home wins, over Iowa and No. 15/17 Oklahoma State ... He was named the National Player of the Week, for the week ending Dec. 2, in SI.com's Seth Davis' Fast Break ... He was also named the College Hoops Player of the Week by NBCSports.com's CollegeBasketballTalk column.

Building Makes it Better?

A case can be made that the Hokies have shown marked improvement in many areas of their game since moving into the Hahn Hurst Basketball Practice Facility in August 2009 ... One such improvement comes to the forefront ... In the six years before the opening of the practice facility, the Hokies shot a combined 66.2 percent from the free throw line ... Since the opening of the facility, the Hokies are shooting 73.1 percent from the free throw line.

Welcoming Back Old Foes

The Hokies welcomed back two traditional rivals to the schedule ... Tech defeated VMI, 95-80, on Nov. 15 in a rivalry that dates back to 1909 and lost to West Virginia in Morgantown, 68-67, on Dec. 8 ... Tech and WVU first met in basketball in 1921 and have played 75 times since then ... The teams last met in the 2003-04 season, the Hokies' last season as a member of the BIG EAST Conference.

300 and Counting

The Hokies have hit at least one three-pointer in every game since joining the ACC in the 2004-05 season ... Tech has now hit a three in 323 consecutive games, the most in school history ... Since the three-point arc was added to college basketball for the 1986-87 season, the Hokies have hit at least one three in all but three games ... The last time that the Hokies did not record a three-point field goal in a game was at Providence on Feb. 1, 2003.

Stingy with the Ball

Erick Green enters today's game with 289 assists and just 154 turnovers in his career ... Each of the last two seasons, Green has had at least 40 more assists than turnovers and has more assists than turnovers in each of his first three seasons ... This season, Green has 84 assists to just 45 turnovers.

Lots of Youth

Among Virginia Tech's eight active scholarship players, **Erick Green** is the only senior and **Cadarian Raines** and **Jarell Eddie** are the only juniors ... Four players, **Robert Brown**, **C.J. Barksdale**, **Marquis Rankin** and **Joey van Zegeren**, played as freshmen last season, although van Zegeren only played eight minutes and was granted a medical redshirt ... **Marshall Wood** is the lone scholarship freshman this season.

The State We're In

With the loss to Virginia, Virginia Tech is 421-306 (.579) all-time against schools from Virginia ... Tech is 1-1 this season and was 2-1 against state schools last year ... The Hokies have played 14 schools from the state ... With the win over Norfolk State on Dec. 11, 2011, the only state Division I school that Tech has not played is Hampton ... Tech holds winning records against 10 of the schools and even records against two others.

Erick Green has scored in double figures in 52 of his last 53 games.

TOP INDIVIDUAL PERFORMANCES

VIRGINIA TECH

Points

35	Erick Green vs. Virginia
31	Erick Green vs. Bradley
30	Erick Green vs. Miami
28	Jarell Eddie at UNCG
28	Erick Green vs. Oklahoma State
28	Erick Green vs. Georgia Southern
28	Erick Green at Maryland
28	Erick Green at Georgia Tech
27	Erick Green vs. App. State
26	Erick Green at UNCG
26	Erick Green vs. Colorado State
25	Erick Green vs. URI
25	Erick Green at Clemson
24	twice

Rebounds

13	Cadarian Raines at Maryland
13	Cadarian Raines vs. Wake Forest
12	Cadarian Raines vs. URI
12	Jarell Eddie vs. Oklahoma State
11	Marshall Wood at UNCG
11	Christian Beyer vs. BYU
10	Jarell Eddie vs. ETSU
10	Cadarian Raines vs. VMI
10	Jarell Eddie vs. MVSU
10	C.J. Barksdale at Georgia Tech

Assists

10	Erick Green at West Virginia
9	Erick Green vs. Boston College
6	Erick Green vs. ETSU
6	Erick Green vs. VMI
6	Erick Green at UNCG
6	Robert Brown vs. App. State
6	Erick Green vs. BYU
5	thrice

Steals

3	Erick Green vs. VMI
3	Jarell Eddie vs. Iowa
3	Marquis Rankin at Maryland
3	Marquis Rankin vs. Virginia
2	16 times

Blocks

4	Marshall Wood vs. URI
4	Cadarian Raines vs. Wake Forest
3	Jarell Eddie at UNCG
3	C.J. Barksdale at West Virginia
3	Joey van Zegeren vs. MVSU
3	Cadarian Raines vs. Bradley
2	seven times

OPPONENTS

Points

42	Tyler Haws, BYU
28	Milton Jennings, Clemson (A)
26	Ryan Anderson, Boston College
25	Trevis Simpson, UNCG
25	Shane Larkin, Miami (H)
24	Xavier Munford, URI

Rebounds

15	Travis McKie, Wake Forest (H)
14	Milton Jennings, Clemson (A)
12	Kelvin McNeil, UNCG
12	Kevin Noreen, West Virginia
11	Marcus Smart, Oklahoma State
11	Daniel Miller, Georgia Tech (A)
10	Aaron White, Iowa
10	Matt Smith, MVSU
10	Erick Ferguson, Georgia Southern
10	Pierce Hornung, Colorado State
10	Devin Booker, Clemson (A)
10	Reggie Johnson, Miami (H)

Assists

7	Roy Devyn Marble, Iowa
6	Marcus Smart, Oklahoma State
6	Wes Eikmeier, Colorado State
6	Dorian Green, Colorado State
6	Pe'Shon Howard, Maryland (A)
6	Joe Rahon, Boston College
6	Jontel Evans, Virginia (H)
6	Justin Anderson, Virginia (H)
5	twice

Steals

5	Olivier Hanlan, Boston College
4	Evan Nolte, Virginia (H)
3	Nathan Healy, App. State
3	Tyshon Pickett, Bradley
3	Shane Larkin, Miami (H)
2	14 times

Blocks

4	Matt Smith, MVSU
4	Daniel Miller, Georgia Tech (A)
4	Milton Jennings, Clemson (A)
3	D.J. Covington, VMI
3	Adam Woodbury, Iowa
3	Devin Booker, Clemson (A)
3	Julian Gamble, Miami (H)
2	11 times

2012-13 Starters

Green, Brown, Eddie, Barksdale, Raines.....	10-5
Green, Rankin, Eddie, Barksdale, van Zegeren.....	1-1
Green, Brown, Eddie, Raines, van Zegeren.....	0-1
Green, Rankin, Eddie, Barksdale, Raines.....	0-2

Erick Green has three games of 30-or-more points this season, the most by a Hokie since Malcolm Delaney had three such games in the 2010-11 season.

Coaching Starts at Tech

James Johnson began his head coaching career at Virginia Tech by winning his first seven games ... He was the fourth head coach in Virginia Tech history to jump out to at least a 7-0 start and the first since Monk Younger in the 1920-21 season to do so ... Here is a list of all of the Tech coaches that have achieved that mark:

Branch Bocock (1909-11).....	19-0
<i>(11-0 in his first season, 19 straight wins)</i>	
H.P. Sanborn (1916-17).....	11-0
Monk Younger (1920-21).....	8-0
James Johnson (2012-13).....	7-0

Green Gaining Notice

Erick Green is gaining notice for his strong play this season ... He has been named a finalist for the Bob Cousy Award, given to the nation's best point guard ... He also is on the John R. Wooden Award's Midseason Top 25 list ... The Wooden Award is given annually to the nation's best player.

Points for Pondering

Led VT in Scoring: Green (18), Eddie (2)
Double Figure Scoring Games: Green (20), Eddie (14), Brown (10), Raines (5), Barksdale (4), van Zegeren (2), Wood (1), Rankin (1)
40-point Games: none
30-39-point Games: Green (3)
20-29-point Games: Green (16), Eddie (3), Brown (1)
Led VT in Rebounding: Raines (7), Barksdale (6), Eddie (5), Beyer (3), Wood (2), Green (2)
Double Figure Rebounding Games: Raines (4), Eddie (3), Wood (1), Beyer (1), Barksdale (1)
Led VT in Assists: Green (13), Brown (6), Eddie (2), Rankin (1), Raines (1), Barksdale (1)
Double Figure Assist Games: Green (1)
Double-Doubles: Raines (2), Eddie (2), Green (1), Barksdale (1)
Most Points in a Half: 51 (2nd vs. UNCG)
Fewest Points in a Half: 22 (1st at GT)
Most Points Allowed in a Half: 56 (1st vs. BYU)
Fewest Points Allowed in a Half: 20 (2nd vs. Bradley)
Largest Lead: 31 pts. (86-51 vs. VMI)
Largest Deficit: 38 pts. (47-85, vs. Colorado St.)
Largest Margin of Victory: 19 pts. (69-50 vs. URI)
Largest Margin of Defeat: 36 pts. (52-88 vs. Colorado State)
Largest Deficit Overcome in a Victory: 13 pts. (10-23, vs. Bradley)
Largest Lead Lost in a Loss: 12 pts. (28-16 vs. Miami)
Largest Halftime Lead: 16 pts. (46-30 vs. VMI)
Largest Halftime Deficit: 16 pts. (37-51 at Maryland)
Average Margin of Victory: 11.5 ppg
Average Margin of Defeat: 14.9 ppg
Average Margin: -0.4 ppg
 *- Includes ties

Where to Find It

Many Virginia Tech men's basketball facts are available on hokiesports.com ... Below is a listing of URLs that may be helpful to the media.

The Last Time:

http://www.hokiesports.com/lasttime.html

Tech's all-time games against ranked opponents:

http://www.hokiesports.com/mbasketball/rankedopp.html

Opponent History:

http://www.hokiesports.com/mbasketball/opponents.html

Past Schedules:

http://www.hokiesports.com/mbasketball/pastschedules.html

All-time overtime games:

http://www.hokiesports.com/lasttime.html go to men's basketball and toggle the "Show Only OT Games" button

The Last Time page is customizable to search a wide range of topics.

Player bio pages have career highs, multiple splits and career game-by-game stats.

What is a Hokie?

That's the most frequently asked question regarding Virginia Tech athletics ... The answer leads all the way back to 1896 when Virginia Agricultural and Mechanical College changed its name to Virginia Polytechnic Institute ... With the change came the necessity for writing a new cheer and a contest for such a purpose was held by the student body ... Senior O.M. Stull won first prize for his "Old Hokie" yell which still is used today ... Later, when asked if "Hokie" had any special meaning, Stull explained the words he used had no hidden or symbolic meaning, but had been thought up in an effort to get attention ... Hokie soon became a nickname for all Tech teams and for those people loyal to Tech athletics.

Our Name, Please

When referring to Virginia Tech, we ask that you please leave it at that - Virginia Tech ... Virginia Tech University is not now and never has been a name for the school ... The official name of the university is Virginia Polytechnic Institute and State University ... "Vah Tech", VPI, VPI&SU, VPI and SU and Va. Tech are also not recognized names and should not be used ... VT is acceptable as a shortened, agate form ... When referring to the school by its nickname, please use "Hokies" ... Your help in these matters is appreciated.

Virginia Tech Athletics Communications

ON THE INTERNET

www.hokiesports.com

The official Web site of Virginia Tech athletics provides media and fans with schedules, results, rosters, bios, statistics, general releases and game notes on the Hokies.



The Gameday section has live stats, radio and television coverage information and other pertinent information. This section is for home games only.

hokiesports.com/media

A media-only Web site is designed to make the media's job easier. Here you will find high-resolution, color mug shots of every Hokie basketball player and coach available to download. Please contact the Athletics Communications Office for access to this media-only site.

Twitter

Follow the Hokies on Twitter @VT_MBBall.

www.theacc.com

Updated standings, results, schedules, statistics and notes are posted each week during the season.

Coming Next Year

Virginia Tech has announced the signing of four players to national letters of intent ... Donte Clark, a 6-4 guard from Charlotte, N.C., Ben Emelogu, a 6-5 guard from Grand Prairie, Texas, Maurice Kirby, a 6-9 forward from Chandler, Ariz., and Trevor Thompson, a 6-10 forward from Indianapolis, Ind., all signed with the Hokies on Nov. 14 and will join the program in the fall of 2013.

How To Say It

- Cassell ColiseumCastle
- Cadarian Raines.....suh-DARE-ee-un
- Christian BeyerBYE-ur
- Jarell Eddie.....ju-RELL
- Joey van Zegerenvan ZEG-grin
- Kurt Kanaskiekuh-NAS-key
- Mark ByingtonBYE-eeen-ton
- Marquis Rankin.....mar-KEES
- Ramon Williams.....RAY-mon

WHO TO CONTACT

Request for Interviews

Men's Basketball ACO

Bill Dyer
(540) 231-8852 - office
(540) 998-5906 - cell
wdyer@vt.edu

Secondary Contact

Rachel Perreault
(540) 231-2228 - office
(603) 767-6492 - cell
rachelp5@vt.edu

Requests for Photos

Director of Photography

Dave Knachel
(540) 231-1838
dknachel@vt.edu



Bill Dyer
Associate Director of
Athletics Communications



Rachel Perreault
Assistant Director of
Athletics Communications

A New Way To Watch

Several Virginia Tech basketball games will be available via internet streaming, free of charge ... Here is a list of the games that were shown on ESPN3 and WatchESPN app.

ESPN3 EXCLUSIVE

- | | |
|---------|------------------------|
| Nov. 10 | vs. ETSU |
| Nov. 12 | vs. Rhode Island |
| Nov. 15 | vs. St. Bonaventure |
| Nov. 19 | at UNC Greensboro |
| Dec. 1 | vs. Oklahoma State |
| Dec. 10 | vs. Miss. Valley State |
| Dec. 15 | vs. Georgia Southern |
| Jan. 25 | vs. BYU |

**- All games shown over the air on ESPN, ESPN2, ESPNU, RSN and the ACC network will also be shown on ESPN3 or the WatchESPN app.*

Erick Green is averaging an ACC-best 8.7 free throw attempts this season.

Erick Green is one of three active ACC players to record 1,400 career points.

In the Cassell in the ACC

Virginia Tech is 108-38 in Cassell Coliseum as a member of the ACC ... Here is a year-by-year breakdown.

	Regular	Post	Overall
2004-05	12-3	1-0	13-3
2005-06	10-7	0-0	10-7
2006-07	13-2	0-0	13-2
2007-08	12-2	2-1	14-3
2008-09	9-5	1-1	10-6
2009-10	15-1	2-1	17-2
2010-11	11-3	1-1	12-4
2011-12	11-7	---	11-7
2012-13	8-4	---	8-4
Totals	101-34	7-4	108-38

All-Time Scoring

Here is a list of the names **Erick Green** is approaching on the list of all-time leading scorers in Virginia Tech history.

Career Points

12. Wally Lancaster.....	1,696
13. Bryant Matthews	1,656
14. Bill Matthews.....	1,652
15. Chris Smith.....	1,635
16. Bobby Beecher.....	1,548
17. Erick Green	1,450

November Wins

The Hokies were 6-0 in games played in the month of November, marking the most wins by a Tech team in November ... The previous high was five wins in both the 2011-12 season and the 2005-06 season ... A disclaimer should be added, noting that the allowable start of the basketball season was moved up beginning with the 2004-05 season ... Prior to that, schedules could not begin before Thanksgiving weekend.

Won't Get Lost

Two of the new assistants this season, **Ramon Williams** and **Mark Byington**, won't have to ask for too many directions around town ... Williams is a native of Roanoke and played collegiately at VMI, while Byington was raised in Salem and lived in Blacksburg for a short time ... Williams and his twin brother, Damon, have remained very active in the Roanoke community through the years ... New video coordinator, **Winston Curry**, is also a Roanoke native.

Win 10

With Virginia Tech's win over Boston College last season, it marked the ninth straight season that the Hokies had won at least 10 home games ... Tech's longest streak of 10-or-more home victories is 11 consecutive seasons, from 1975-76 through the 1985-86 season ... Tech is 8-4 in Cassell Coliseum so far this season.

VT App

Virginia Tech basketball game broadcasts can be heard throughout the mid-Atlantic region on a network of radio stations and on SiriusXM Satellite radio ... Fans can also follow the action of the Virginia Tech IMG Sports Network on their iPhone, Android and BlackBerry devices ... The official mobile application of Virginia Tech athletics offers easy and instant access to up-to-the-minute news, scores, live game play-by-play, stats, schedules and rosters, streaming audio and more.

The free mobile application will include access to the following features:

- HEADLINES
- LIVE GAME SCORING FROM GAMETRACKER (SUBJECT TO GAMETRACKER AVAILABILITY)
- PREVIOUS GAME AND NEXT GAME SCHEDULES AND SCORES
- LIVE SCORING UPDATES
- PLAY-BY-PLAY COVERAGE
- PLAYER AND TEAM STATS
- BOX SCORE
- ON-DEMAND VIDEO (SUBJECT TO VIDEO AVAILABILITY)
- SCHEDULES AND SCORES
- ROSTERS
- IN-APP ALERT SYSTEM
- SHARING VIA EMAIL AND FACEBOOK

Game Scoring Leaders

Erick Green has either led, or tied for the team lead in scoring an ACC-best 17 times this season ... Virginia's Joe Harris is second, leading the Cavaliers on 11 occasions.

Erick Green, Sr., Virginia Tech	16
Joe Harris, Jr., Virginia.....	11
Seth Curry, Sr., Duke	8
Ryan Anderson, So., Boston College.....	8
Devin Booker, Sr., Clemson	8

He's Legendary

Former Virginia Tech standout Ace Custis has been named to the 2013 ACC Men's Basketball Legends Class ... Custis was the central figure for the Hokies' 1995 National Invitation Tournament (NIT) championship team ... He was a four-year starter at power forward for the Virginia Tech teams of coach Bill Foster ... He led the Hokies to a record of 81-42, including the championship of the 1995 NIT and a 1996 appearance in the NCAA Tournament ... Custis still ranks 10th on the Virginia Tech career list for points scored (1,706), 6th in field goals made (660), 5th in career rebound average (9.5) and 7th in career steals (199) ... He is one of only three players in Virginia Tech history to surpass the 1,500 mark in both points and rebounds ... He is one of just four Tech players to have their jersey's retired and was inducted into the Virginia Tech Sports Hall of Fame in 2007.

Tech Talk Live

Tech Talk LIVE!, Presented by Geico is broadcast every Monday night at Bull & Bones Brewhaus and Grill at the First and Main complex in Blacksburg.

The radio program airs from 7-8 p.m. in front of a live audience, and can be heard on Virginia Tech IMG Sports Network radio affiliates throughout the region and on-line through Hokies All-Access.

Coach James Johnson appears on the program. Fans are encouraged to attend and can submit a question or comment via hokiesports.com

Radio Network

2011-12 Virginia Tech IMG Sports Network

Abingdon	WFHG-FM	92.7 FM
Blacksburg	WBRW-FM	105.3 FM
Blackstone	WBBC-FM	93.5 FM
Bluefield, WV	WKOY-FM	100.9 FM
Bluefield, WV	WKEZ-AM	1240 AM
Bristol	WFHG-AM	980 AM
Charlottesville	WKAV-AM	1400 AM
Clifton Forge, Va	WJVR-FM	101.9 FM
Clincho	WDIC-AM	1430 AM
Clintwood	WDIC-FM	92.1 FM
Chatham/Gretna	WMNA-FM	106.3 FM
Galax	WWWJ-AM	1360 AM
Gate City	WGAT-AM	1050 AM
Harrisonburg	WSIG-FM	96.9 FM
Jacksonville, NC	WAVQ-AM	1400 AM
Lebanon	WLRV-AM	1380 AM
Luray	WMXH-FM	105.7 FM
Lynchburg	WLNI-FM	105.9 FM
Marion	WOLD-FM	102.5 FM
Martinsville	WMVA-AM	1450 AM
Morningside, MD	WHFS-AM	1580 AM
New Bern, NC	WWNB-AM	1490 AM
New Bern, NC	WWNB-FM	103.9 FM
Norfolk	WNIS-AM	790 AM
Onley	WESR-AM	1330 AM
Onley	WESR-FM	103.3 FM
Richmond	WRNL-AM	910 AM
Richmond*	WRVA-AM	1140 AM
Roanoke	WSNV-FM	93.5 FM
Staunton	WTON-AM	1240 AM
Tazewell	WKQY-FM	100.1 FM
Warsaw	WNNT-FM	107.5 FM
Warsaw	WNNT-AM	690 AM
Washington, DC	WJFK-FM	106.7 FM
White Stone	WIGO-FM	104.9 FM
Winchester	WINC-AM	1400 AM
Wytheville	WXBX-FM	95.3 FM

New, Improving Eddie

Virginia Tech's **Jarell Eddie** was fourth in the ACC last season in improved scoring from the previous season ... As a freshman, Eddie averaged 2.9 points per game ... Last season, he improved to 9.1 points per game ... Eddie now averages 14.4 points per game this season after setting a new career-high with 28 points in the win at UNC Greensboro and scoring 23 points in the win over Appalachian State ... Eddie is currently 10th in the ACC in scoring.

Compare & Contrast

VT	UNC
73.8	Points79.1
74.2	Points Allowed.....69.3
43.5%	FG%.....44.8%
42.0%	FG% Defense40.4%
32.6%	3FG%.....37.1%
32.1%	3FG% Defense.....35.0%
71.0%	FT%64.7%
37.8	Rebounds42.2
+0.1	Rebound Margin..... +5.0
11.2	Assists.....18.4
12.6	Turnovers.....13.6
4.4.....	Steals.....8.5
4.0.....	Blocks3.9

Career Double-Doubles

2008-09 Season

No active players

2009-10 Season

No active players

2010-11 Season

No active players

2011-12 Season

Jarell Eddie (1)

vs. BYU (12 pts./14 rebs.)*

2012-13 Season

Jarell Eddie (2)

vs. ETSU (17 pts./10 rebs.)

vs. Oklahoma State (15 pts./12 rebs.)

Cadarian Raines (2)

vs. Rhode Island (10 pts./12 rebs.)*

vs. VMI (14 pts./10 rebs.)

Erick Green (1)

at West Virginia (23 pts./10 ast.)*

C.J. Barksdale (1)

at Georgia Tech (11 pts./10 reb.)

* - career highs at the time

Making Their Debuts

James Johnson is the 13th person to make their collegiate head coaching debut as a head coach at an Atlantic Coast Conference school ... The first was Horace "Bones" McKinney at Wake Forest in 1957 ... Among the others on this list are Jeff Jones, Vic Bubas, Bill Guthridge and the legendary Dean Smith ... One of the 12 other coaches, Sidney Lowe at NC State in 2006, had been an NBA head coach prior to making his collegiate debut.

NCAA Stats

As of Jan. 27 in official NCAA statistics, the Hokies are 43rd in scoring ... **Erick Green** leads the nation in points per game ... **Jarell Eddie** is 74th free throw percentage.

Virginia Tech Streaks

	Total	Home	Road	Neutral
Overall	Lost 3	Lost 2	Lost 1	Lost 3
ACC*	Lost 3	Lost 2	Lost 1	---
Non-Conference	Lost 2	Lost 1	Lost 1	Lost 3

* - regular season games only

Longest winning streak this season	7, 11-10 thru 12-1
Longest losing streak this season	4, 12-23 thru 1-9

Hokies in ACC Stats

INDIVIDUALS

	All	ACC
Scoring		
Erick Green	1st	1st
Jarell Eddie	10th	15th
Rebounding		
Cadarian Raines	13th	T 11th
Jarell Eddie	15th	T 18th
C.J. Barksdale	---	23rd
Field Goal Percentage		
Erick Green	6th	4th
Assists		
Erick Green	5th	8th
Free Throw Percentage		
Jarell Eddie	1st	4th
Erick Green	4th	9th
Steals		
Erick Green	T 9th	---
Marquis Rankin	---	T 9th
3-pt. FG Percentage		
Erick Green	---	T 1st
3-pt. FG Made		
Jarell Eddie	8th	---
Erick Green	10th	7th
Assist/TO Ratio		
Erick Green	6th	7th
Offensive Rebounds		
Cadarian Raines	6th	8th
Defensive Rebounds		
Jarell Eddie	9th	---
Minutes Played		
Erick Green	2nd	1st

TEAM

	All	ACC
Scoring Offense	4th	5th
Scoring Defense	12th	12th
Scoring Margin	11th	12th
Free Throw Percentages	3rd	4th
Field Goal Percentages	10th	6th
Field Goal % Defense	10th	10th
3-pt. FG Percentage	11th	7th
3-pt. FG% Defense	7th	11th
Rebounding Margin	9th	7th
Blocked Shots	10th	12th
Assists	12th	12th
Steals	11th	12th
Turnover Margin	11th	11th
Assist/TO Ratio	10th	10th
Offensive Rebounds	4th	7th
Defensive Rebounds	6th	8th



Through 1-31-2013

On This Date

Virginia Tech is 19-7 all-time in games played on Feb. 2 ... Tech lost its last game on this date, a 75-60 home loss at Duke last season ... Tech is 7-12 in road games on this date ... Tech is 3-1 in ACC games on this date ... The Hokies have never played North Carolina on this date ... Tech is 5-6 against teams currently in the ACC on this date ... Tech is 442-402 on Saturdays all-time.

OT, Baby

So far this season, they have been four overtime games involving ACC teams ... Virginia Tech has played, and won, two of them .. Tech's win at Georgia Tech is the only ACC conference game to go to overtime this season.

Some Green ACC Notes

Erick Green has scored in double figures in 23 consecutive games, 11 more than the next ACC players on the list, Olivier Hanlan of Boston College and Travis McKie of Wake Forest, with 11 such games each ... Green has 19 games this season of 20-or-more points, more than double the number of second-place Seth Curry of Duke (9) ... His 26 career games of 20-or-more points is seven more than second place Travis McKie of Wake Forest (19) ... Green is one of five ACC players to score 30-or-more points in a game this season and the only one with more than two such games.

Head Coach James Johnson

James Johnson begins his first season as Virginia Tech's head men's basketball coach. Director of Athletics Jim Weaver named Johnson to the position on May 1, 2012.

On Nov. 10, 2012, in his first game as a collegiate head coach, Johnson picked up his first head coaching victory, an 80-62 win over East Tennessee State in Cassell Coliseum. Johnson is now 11-9 as head coach of the Hokies. He is 1-1 against nationally-ranked teams. He earned his first career ACC victory in the overtime win at Georgia Tech and earned his first home ACC victory against Wake Forest.

No stranger to the Hokie Nation, Johnson spent the last five seasons on the men's basketball staff at Virginia Tech. He was an assistant coach from 2007-2011 before being promoted to associate head coach prior to last season. He had accepted an assistant coaches' position at Clemson on April 13 of this year, but returns to Blacksburg to take over the reins of the men's basketball program.

"I am very pleased to welcome James Johnson as the new head men's basketball coach at Virginia Tech," Weaver said. "He is an individual with 19 years

of coaching experience, who has spent the last five years here at Virginia Tech. He knows and has recruited most of our current players. We believe that he is the right person at this moment in time."

Johnson joined the Hokies following two seasons as an assistant at George Mason. While at Mason, he focused on organizing the team's defensive efforts in practice and games. The Patriots were a combined 45-23 in his two seasons and advanced to the 2006 NCAA Final Four.

Before GMU, Johnson spent two seasons as an assistant coach at Penn State. He was the recruitment coordinator for the Nittany Lions. Prior to Penn State, Johnson had a one-year stint as an assistant at the College of Charleston and he spent two years as an assistant at Elon.

"Virginia Tech and the Hokie Nation have a special place in my heart and I am blessed and excited for the opportunity to become the head basketball coach," Johnson said. "I look forward to working with a great group of young men and moving forward with this program."

Johnson, a native of Powhatan, Va., was a four-year player and three-year starter at Ferrum College. A three-time



Defensive Player of the Year, he helped guide his team to two conference championships and a berth in the NCAA Division III Tournament. He was also voted his team's Most Valuable Player in 1993. In 2001, Johnson was selected as one of the Top 10 players in Ferrum basketball history. In September of 2009, Johnson was elected into the Ferrum College Athletic Hall of Fame.

After graduating from Ferrum with a bachelor of science in psychology in 1993, he immediately stepped into the coaching ranks at his alma mater and served as an assistant for two seasons. Johnson helped guide the Panthers to a regular-season conference title.


In 1995, Johnson moved on to Longwood College as an assistant and then spent one year at Hargrave Military Academy, where he worked with the post-graduate team. In 1997, he began a three-year run as an assistant at Old Dominion. Johnson is a member of the Black Coaches Association (BCA) and the National Association of Basketball Coaches (NABC). In March 2001, Rivals.com named Johnson one of the Top 20 Assistant Coaches at Mid-Major Division I Schools. He was a squad leader in the Army National Guard from 1989-91.



James Johnson is in his first season as the head coach of the Hokies. The Powhatan, Va., native spent the previous five seasons as an assistant coach for Virginia Tech.

The Last Time That...

Tech scored 100 points and won: 103-94, OT vs. Seton Hall, 1-2-10
 Tech scored 100 points and lost: 100-104 2OT vs. Maryland, 2-27-10
 Tech played in overtime: 70-65, OT, at Georgia Tech, 1-12-13
 Tech played in consecutive overtime games: 75-74 at Clemson, 2-8-06 & 77-81 at Virginia, 2-11-06
 Tech played 2 OT: 100-104, 2OT vs. Maryland, 2-27-10
 Tech played 3 OT: 86-90 at WVU, 2-2-83
 Tech scored 100+ points: 102-77, vs. Georgia Tech, 2-13-11
 Tech scored 90-99 points: 95-79, vs. Iowa, 11-27-12
 Tech scored 80-89 points: 81-71, vs. Oklahoma State, 12-1-12
 Tech scored 70-79 points: 70-65, OT, at Georgia Tech, 1-12-13
 Tech scored 60-69 points: 64-73, vs. Miami, 1-30-13
 Tech scored 50-59 points: 58-74, vs. Virginia, 1-24-13
 Tech scored 40-49 points: 47-48 at Florida State, 2-16-12
 Tech scored 30-39 points: 33-43 at East Carolina, 1966-67 season
 Tech scored 20-29 points: 27-40 at McGuire Gen., 1945-46 season
 Tech scored 10-19 points: 16-45 at Virginia, 1938-1939 season
 Tech scored less than 10 points: 7-31 at W&L, 1922-1923 season
 Tech allowed 100+ points: 100-104, 2OT vs. Maryland, 2-27-10
 Tech allowed 90-99 points: 71-94, at Maryland, 1-5-13
 Tech allowed 80-89 points: 75-86, vs. Boston College, 1-9-13
 Tech allowed 70-79 points: 64-73, vs. Miami, 1-30-13
 Tech allowed 60-69 points: 66-65, vs. Wake Forest, 1-19-13
 Tech allowed 50-59 points: 69-50, vs. Rhode Island, 11-12-12
 Tech allowed 40-49 points: 70-49, vs. Mississippi Valley State, 12-10-12
 Tech allowed 30-39 points: 99-34, vs. Mount St. Mary's, 1-2-11
 Tech allowed 20-29 points: 31-25 vs. Richmond, 2-1-46
 Tech allowed 10-19 points: 60-19 vs. Lynchburg College, 1-9-46
 Tech allowed less than 10 points: 28-9 vs. Hampden-Sydney, 1-17-23
 Largest margin of victory: 83 points vs. Randolph Macon Academy, 87-4, 1-10-11
 Largest margin of victory in an ACC game: 29 points vs. Wake Forest, 94-65, 1-15-11
 Two Tech players recorded double-doubles in a game: Jeff Allen (18 pts./15 rebs.) and Victor Davila (12 pts./10 rebs.) vs. Duke, 2-26-11
 Two Tech players recorded double-doubles in consecutive games: vs. UNC, ACC Tournament, 3-13-09 and vs. Duquesne, NIT, 3-18-09
 Tech player had five or more steals: Manny Atkins (5) vs. Mount St. Mary's, 1-2-11
 Tech player had 10 or more assists in a game: Erick Green (10) at West Virginia, 12-8-12
 Tech player had 20 or more rebounds in a game: Jeff Allen (21) vs. Longwood, 12-14-08
 Two Tech players had double figures in rebounds: Victor Davila (10 rebounds) and Jeff Allen (15 rebounds) vs. Duke, 2-26-11
 Two Tech players had five or more assists: Dorian Finney-Smith (5) & Tyrone Garland (5) vs. FIU, 11-15-11
 Two Tech players scored 20 or more points: Erick Green (24 points) & Jarell Eddie (21 points) vs. Boston College, 1-9-13
 Two Tech players scored 20 or more points in consecutive games: Erick Green & Jarell Eddie 11-19-12 & 11-23-12
 Tech player scored 30-39 points in a game: 30, Erick Green vs. Miami, 1-30-13
 Tech player scored 40-49 points in a game: 41, Dorenzo Hudson vs. Seton Hall, 1-2-10
 Tech player scored 50+ points in a game: 51, Bimbo Coles vs. Southern Miss., 2-6-88
 Tech defeated a ranked opponent on the road: 80-77 at No. 12/13 Clemson, 2-25-09
 Tech defeated a ranked opponent at home: 81-71, vs. No. 15/17 Oklahoma State, 12-1-12
 Tech player had consecutive double-doubles: Cadarian Raines, 11-12-12 & 11-15-12
 Tech player had six consecutive double-doubles: Jeff Allen, 1-30-11, 2-2-11, 2-5-11, 2-13-11, 2-15-11 & 2-19-11
 Tech player had seven consecutive double-doubles: Jeff Allen, 1-25-11, 1-30-11, 2-2-11, 2-5-11, 2-13-11, 2-15-11 & 2-19-11
 Tech held opponent without a double-figure scorer: 65-47 vs. Miami, ACC Tournament, 3-12-09
 Tech had five players score in double figures: vs. Iowa, 11-27-12
 Tech had six players score in double figures: vs. Wake Forest, 1-15-11
 Tech did not make a three-point field goal: at Providence, 2-1-03
 Tech's opponent did not make a three-point field goal: at NC State, 2-10-10
 Tech did not shoot a free throw in the first half: vs. Purdue, 12-1-10
 Tech did not shoot a free throw in the second half: vs. Virginia, 12-5-10
 Tech allowed a triple-double: Iman Shumpert (22 pts., 12 rebs., 11 assists), at Georgia Tech, 1-25-11
 Tech allowed fewer than 10 points in a half: 9 points, vs. Eastern Michigan, 12-22-11



***Erick Green's 16-for-16
 from the free throw line in
 the win over UNCG is the
 fourth-best performance
 at the charity stripe in
 ACC history.***

ERICK GREEN

SENIOR • GUARD • 6-4 • 185
WINCHESTER, VA. • PAUL VI

#11



SEASON STATISTICS

Opponent	Min	FG-A-%	3FG-A-%	FT-A-%	O-D-T	A	TO	Blk	Stl	Pts
EAST TENNESSEE ST.	34	6-11-.545	1-4-.250	8-12-.667	0-2-2	6	1	0	2	21
RHODE ISLAND	34	8-15-.533	4-7-.571	5-8-.625	0-3-3	4	3	0	2	25
VMI	33	9-13-.692	1-1-1.000	4-4-1.000	1-3-4	6	1	0	3	23
at UNC Greensboro	38	4-15-.267	2-4-.500	16-16-1.000	0-3-3	6	2	1	1	26
APPALACHIAN STATE	36	8-16-.500	0-5-.000	11-11-1.000	0-4-4	4	2	0	2	27
IOWA#	39	8-15-.533	0-4-.000	8-9-.889	0-5-5	5	2	0	2	24
15/17 OKLAHOMA STATE	26	6-10-.600	4-7-.571	12-13-.923	0-7-7	0	3	0	0	28
at West Virginia	37	8-19-.421	2-5-.400	5-5-1.000	1-3-4	10	0	0	2	23
MISSISSIPPI VALLEY STATE!	33	8-13-.615	1-2-.500	6-6-1.000	0-5-5	4	2	0	2	23
GEORGIA SOUTHERN!	38	12-22-.545	0-4-.000	4-4-1.000	1-6-7	4	4	0	2	28
vs. Bradley^	41	11-20-.550	2-4-.500	7-11-.364	0-8-8	2	5	0	1	31
vs. Colorado State^	36	10-21-.467	2-7-.286	4-5-.800	2-3-5	3	5	0	1	26
vs. BYU	31	4-17-.235	0-5-.000	4-6-.667	0-1-1	6	2	0	1	12
at Maryland*	37	8-18-.444	2-2-1.000	10-11-.909	1-2-3	2	2	0	2	28
BOSTON COLLEGE*	39	10-19-.526	3-4-.750	1-3-.333	0-3-3	9	3	0	0	24
at Georgia Tech*	42	9-16-.563	2-7-.286	8-11-.727	0-5-5	1	4	0	2	28
WAKE FOREST*	35	8-18-.444	1-2-.500	5-8-.625	0-3-3	3	1	0	0	22
VIRGINIA*	38	11-18-.611	3-6-.500	10-13-.769	2-7-9	1	2	0	0	35
at Clemson*	38	7-17-.411	0-3-.000	11-14-.789	2-2-4	5	1	1	1	25
MIAMI*										
at North Carolina*										
MARYLAND*										
GEORGIA TECH*										
at Virginia*										
at NC State*										
DUKE*										
FLORIDA STATE*										
at Miami*										
CLEMSON*										
at Duke*										
at Wake Forest*										

*- ACC games; # - ACC/Big Ten Challenge; !- Continental Tire Las Vegas Classic- Blacksburg, Va.;
^ - Continental Tire Las Vegas Classic - Las Vegas, Nev.

SEASON/CAREER GAME HIGHS

POINTS

Season	35 vs Virginia (1/24/13)
Career	35 vs Virginia (1/24/13)
ACC	35 vs Virginia (1/24/13)

MINUTES PLAYED

Season	42 at Georgia Tech (1/12/13)
Career	43 vs Georgia Tech (2/18/12)
ACC	43 vs Georgia Tech (2/18/12)

FIELD GOALS MADE

Season	12 vs GSU (12/15/12)
Career	12 at Md (1/20/10), vs GSU (12/15/12)
ACC	12 at Maryland (1/20/10)

FIELD GOAL ATTEMPTS

Season	22 vs GSU (12/15/12)
Career	22 vs GSU (12/15/12)
ACC	21 at Maryland (1/28/12)

3-PT FIELD GOALS MADE

Season	4 vs URI (11/12/12), vs Ok St (12/1/12)
Career	4, 4x, last vs Ok St (12/1/12)
ACC	3, 3x, last vs Virginia (1/24/13)

3-PT FIELD GOAL ATTEMPTS

Season	7, 3x, last at Georgia Tech (1/12/13)
Career	8 at Minn. (11/30/11), vs UNC (1/19/12)
ACC	8 vs UNC (1/19/12)

FREE THROWS MADE

Season	16 at UNCG (11/19/12)
Career	16 at UNCG (11/19/12)
ACC	11 at Clemson (1/27/13)

FREE THROW ATTEMPTS

Season	16 at UNCG (11/19/12)
Career	16 at UNCG (11/19/12)
ACC	14 at Clemson (1/27/13)

REBOUNDS

Season	9 vs Virginia (1/24/13)
Career	9 vs Virginia (1/24/13)
ACC	9 vs Virginia (1/24/13)

ASSISTS

Season	10 at WVU (12/8/12)
Career	10 at WVU (12/8/12)
ACC	9 vs Boston College (1/9/13)

BLOCKS

Season	1 at UNCG (11/19/12), at CU (1/27/13)
Career	2 vs VMI (12/9/09), at NC State (2/2/11)
ACC	2 at NC State (2/2/11)

STEALS

Season	3 vs VMI (11/15/12)
Career	5 vs UNCG (11/21/10), vs SBU (12/23/10)
ACC	4, 4x, last at Florida State (2/16/12)



2012-2013 NOTES

Scored 21 points and dished out six assists in season opener against ETSU ... Matched previous career high with 25 points against Rhode Island ... Made it three straight games with 20-plus points to open the season as he scored 23 points and dished out six assists against VMI ... Went an impressive 16-for-16 from the free throw line as part of a 26-point outing, also adding six assists at UNC Greensboro ... Scored 27 points against Appalachian State ... Put up 24 points, 16 of which came in the second half, also adding five rebounds and five assists to help the Hokies past Iowa ... Scored 28 points and added seven boards in just 26 minutes of play against Oklahoma State ... Was named Co-ACC Player of the Week for his performances against Iowa and Oklahoma State ... Earned first-career double-double with 23 points and a career-high 10 assists at West Virginia ... Continued scoring streak with 23 points, also adding five rebounds and four assists, against Mississippi Valley State ... Scored 28 points and grabbed seven rebounds against Georgia Southern ... Posted 31 points, also adding eight boards in the overtime win over Bradley ... Scored 26 points and added five rebounds against Colorado State ... Scored 12 points and dished out six assists at BYU ... Led the team with 28 points in the ACC opener at Maryland ... Scored 24 points and dished out nine assists against Boston College ... Put up 28 points and added five boards in the overtime win at Georgia Tech ... Scored 22 points in the win over Wake Forest ... Set new career highs with 35 points and nine rebounds against Virginia ... Led the way with 25 points, adding five assists at Clemson.

CAREER STATISTICS

Year	GP-GS	Min-Avg.	FGM-FGA-Pct.	3FG-FGA-Pct.	FTM-FTA-Pct.	Off.-Def.	Reb-Avg.	A-TO	Blk	Stl	TP-Avg.
09-10	34-1	427-12.6	29-99-.293	11-40-.275	19-28-.679	7-24	31-0.9	31-25	7	17	88-2.6
10-11	32-26	988-30.9	132-319-.414	26-105-.248	80-103-.777	19-54	73-2.3	86-38	9	56	370-11.6
11-12	31-30	1071-34.5	170-388-.438	42-112-.375	101-122-.828	18-83	101-3.3	88-46	4	41	483-15.6
12-13	19-19	679-35.7	155-313-.495	30-83-.361	139-170-.818	10-75	85-4.5	81-45	2	26	479-25.2
Career	116-76	3165-27.2	486-1119-.434	109-340-.321	339-423-.801	54-236	290-2.5	286-154	22	140	1420-12.2

CADARIAN RAINES

R-JUNIOR • FORWARD • 6-9 • 238
PETERSBURG, VA. • PETERSBURG

#4



SEASON STATISTICS

Opponent	Min	FG-A-%	3FG-A-%	FT-A-%	O-D-T	A	TO	Blk	Stl	Pts
EAST TENNESSEE ST.	22	3-9-.333	0-0-.000	3-4-.750	2-2-4	0	0	0	0	9
RHODE ISLAND	28	4-4-1.000	0-0-.000	2-3-.667	5-7-12	2	1	1	0	10
VMI	20	6-9-.667	0-0-.000	2-3-.667	6-4-10	0	0	0	1	14
at UNC Greensboro	27	3-8-.375	0-0-.000	3-4.750	3-6-9	0	3	1	1	9
APPALACHIAN STATE	18	1-3-.333	0-0-.000	1-3-.333	0-2-2	0	3	1	1	3
IOWA#	27	2-4-.500	0-0-.000	5-6-.833	2-4-6	0	1	2	0	9
15/17 OKLAHOMA STATE	32	4-8-.500	0-0-.000	2-3-.333	2-4-6	1	1	2	0	6
at West Virginia	30	4-8-.500	0-0-.000	0-2-.000	5-3-8	0	0	0	1	8
MISSISSIPPI VALLEY STATE!	12	0-4-.000	0-0-.000	0-0-.000	4-0-4	1	2	1	0	0
GEORGIA SOUTHERN!	12	0-1-.000	0-0-.000	0-0-.000	1-2-3	0	0	0	0	0
vs. Bradley^	34	6-11-.545	0-0-.000	4-6-.667	5-4-9	2	5	3	0	16
vs. Colorado State^	21	1-2-.500	0-0-.000	0-0-.000	1-3-4	0	3	1	0	2
vs. BYU	22	0-2-.000	0-0-.000	0-6-.000	2-3-5	0	1	0	1	0
at Maryland*	25	4-7-.571	0-0-.000	0-3-.000	7-6-13	0	2	1	0	8
BOSTON COLLEGE*	17	1-3-.333	0-0-.000	0-0-.000	0-3-3	0	2	1	0	2
at Georgia Tech*	30	4-8-.500	0-0-.000	0-0-.000	3-3-6	2	1	1	0	8
WAKE FOREST*	34	4-8-.500	0-0-.000	0-0-.000	5-8-13	3	0	4	0	8
VIRGINIA*	22	2-3-.667	0-0-.000	0-0-.000	0-4-4	0	2	0	0	4
at Clemson*	16	0-2-.000	0-0-.000	1-2.500	1-3-4	0	1	0	0	1
MIAMI*										
at North Carolina*										
MARYLAND*										
GEORGIA TECH*										
at Virginia*										
at NC State*										
DUKE*										
FLORIDA STATE*										
at Miami*										
CLEMSON*										
at Duke*										
at Wake Forest*										

* - ACC games; # - ACC/Big Ten Challenge; ! - Continental Tire Las Vegas Classic - Blacksburg, Va.;
^ - Continental Tire Las Vegas Classic - Las Vegas, Nev.

2012-2013 NOTES

Scored nine points and grabbed four rebounds in the season opener against ETSU ... Notched a double-double with 10 points and 12 boards against Rhode Island ... Made it back-to-back double-doubles with 14 points and 10 rebounds against VMI ... Brought down nine rebounds and put up nine points at UNC Greensboro ... Scored nine points and grabbed six rebounds against Iowa ... Tallied six points and six rebounds in the win over Oklahoma State ... Had eight points and grabbed eight rebounds at West Virginia ... Scored a career-high 16 points and grabbed nine rebounds in the overtime win over Bradley ... Brought down five rebounds at BYU ... Grabbed a career-high 13 rebounds and scored eight points in the ACC opener at Maryland ... Scored eight points and brought down six rebounds in the overtime win at Georgia Tech ... Grabbed 13 rebounds and blocked four shots, while also dishing out three assists in the win over Wake Forest.

SEASON/CAREER GAME HIGHS

POINTS	
Season	16 vs Bradley (12/22/12)
Career	16 at Duke (2/25/12), vs BU (12/22/12)
ACC	16 at Duke (2/25/12)

MINUTES PLAYED	
Season	34 vs Bradley (12/22/12), vs WF (1/19/13)
Career	39 at Duke (2/25/12)
ACC	39 at Duke (2/25/12)

FIELD GOALS MADE	
Season	6 vs VMI (11/15/12), vs BU (12/22/12)
Career	7 at Duke (2/25/12)
ACC	7 at Duke (2/25/12)

FIELD GOAL ATTEMPTS	
Season	11 vs Bradley (12/22/12)
Career	12 at Clemson (3/1/12)
ACC	12 at Clemson (3/1/12)

3-PT FIELD GOALS MADE	
Season	N/A
Career	N/A
ACC	N/A

3-PT FIELD GOAL ATTEMPTS	
Season	N/A
Career	N/A
ACC	N/A

FREE THROWS MADE	
Season	5 vs Iowa (11/27/12)
Career	5 vs GT (2/18/12), vs Iowa (11/27/12)
ACC	5 vs Georgia Tech (2/18/12)

FREE THROW ATTEMPTS	
Season	6 vs Iowa (11/27/12)
Career	8 vs Georgia Tech (2/18/12)
ACC	8 vs Georgia Tech (2/18/12)

REBOUNDS	
Season	13 at MD (1/5/13), vs WF (1/19/13)
Career	13 at MD (1/5/13), vs WF (1/19/13)
ACC	13 at MD (1/5/13), vs WF (1/19/13)

ASSISTS	
Season	3 vs Wake Forest (1/19/13)
Career	3 vs Wake Forest (1/19/13)
ACC	3 vs Wake Forest (1/19/13)

BLOCKS	
Season	4 vs Wake Forest (1/19/13)
Career	5 vs UMBC (12/22/09)
ACC	4 vs Wake Forest (1/19/13)

STEALS	
Season	1, 4x, last at WVU (12/8/12)
Career	3 at Rhode Island (12/7/11)
ACC	2 vs GT (2/18), vs NC State (3/4/12)



CAREER STATISTICS

Year	GP-GS	Min-Avg.	FGM-FGA-Pct.	3FG-FGA-Pct.	FTM-FTA-Pct.	Off.-Def.	Reb.-Avg.	A-TO	Blk	Stl	TP-Avg.
09-10	21-0	165-7.9	12-34-.353	0-0-.000	7-14-.500	20-17	37-1.8	3-6	16	4	31-1.5
10-11	4-0	21-5.3	1-4-.250	0-0-.000	0-0-.000	1-1	2-0.5	0-0	1	0	2-0.5
11-12	31-9	560-18.1	78-149-.523	0-0-.000	24-48-.500	57-64	121-3.9	13-24	24	22	180-5.8
12-13	19-18	451-23.7	49-104-.471	0-0-.000	23-45-.511	54-71	125-6.6	11-28	19	5	121-6.4
Career	77-27	1257-16.3	145-303-.479	0-0-.000	59-115-.513	138-156	294-3.8	27-59	61	32	349-4.5

JARELL EDDIE

JUNIOR • FORWARD • 6-7 • 209
CHARLOTTE, N.C. • THE CANNON SCHOOL

#31



SEASON STATISTICS

SEASON/CAREER GAME HIGHS

Opponent	Min	FG-A-%	3FG-A-%	FT-A-%	O-D-T	A	TO	Blk	Stl	Pts
EAST TENNESSEE ST.	37	6-12-.500	3-7-.429	2-2-1.000	1-9-10	2	3	0	1	17
RHODE ISLAND	35	4-11-.364	1-4-.250	0-0-.000	1-7-8	3	2	2	0	9
VMI	28	6-11-.545	3-6-.500	2-2-1.000	0-8-8	3	4	1	2	17
at UNC Greensboro	34	7-9-.778	5-5-1.000	9-10-.900	0-5-5	2	2	3	0	28
APPALACHIAN STATE	35	7-9-.778	4-5-.800	5-6-.833	0-2-2	0	3	1	0	23
IOWA#	34	4-11-.364	1-4-.250	2-2-1.000	0-7-7	3	2	0	3	11
15/17 OKLAHOMA STATE	34	5-14-.357	2-5-.400	3-3-1.000	3-9-12	4	2	1	2	12
at West Virginia	20	2-5-.400	1-3-.333	0-0-.000	0-2-2	2	2	1	0	5
MISSISSIPPI VALLEY STATE!	26	2-7-.290	0-0-.000	4-7-.571	3-7-10	0	3	1	0	8
GEORGIA SOUTHERN!	34	6-19-.316	3-13-.231	6-7-.857	4-4-8	0	2	1	0	21
vs. Bradley^	37	5-14-.357	2-8-.250	0-0-.000	2-3-5	0	3	0	0	12
vs. Colorado State^	25	4-10-.400	2-4-.500	0-0-.000	2-3-5	0	2	1	0	10
vs. BYU	30	5-12-.417	1-4-.250	6-6-1.000	2-5-7	2	2	2	0	17
at Maryland*	30	2-12-.167	0-6-.000	1-1-1.000	0-2-2	1	0	0	0	5
BOSTON COLLEGE*	35	8-17-.471	2-8-.250	3-3-1.000	2-4-6	1	5	0	0	21
at Georgia Tech*	30	3-9-.333	1-5-.200	2-2-1.000	0-7-7	1	2	1	0	9
WAKE FOREST*	36	7-11-.636	3-4-.750	1-3-.333	2-7-9	0	1	0	0	18
VIRGINIA*	30	2-11-.182	0-3-.000	5-7-.714	2-7-9	2	2	0	0	9
at Clemson*	36	5-11-.455	2-5-.400	7-8-.875	1-1-2	0	1	0	1	19
MIAMI*										
at North Carolina*										
MARYLAND*										
GEORGIA TECH*										
at Virginia*										
at NC State*										
DUKE*										
FLORIDA STATE*										
at Miami*										
CLEMSON*										
at Duke*										
at Wake Forest*										

POINTS

Season	28 at UNCG (11/19/12)
Career	28 at UNCG (11/19/12)
ACC	21 vs Boston College (1/9/13)

MINUTES PLAYED

Season	37 vs ETSU (11/10/12), vs BU (12/22/12)
Career	37, 4x, last vs Bradley (12/22/12)
ACC	37 at Virginia (1/22/12)

FIELD GOALS MADE

Season	8 vs Boston College (1/9/13)
Career	8 vs Boston College (1/9/13)
ACC	8 vs Boston College (1/9/13)

FIELD GOAL ATTEMPTS

Season	19 vs GSU (12/15/12)
Career	19 vs GSU (12/15/12)
ACC	17 vs Boston College (1/9/13)

3-PT FIELD GOALS MADE

Season	5 at UNCG (11/19/12)
Career	5 vs NSU (12/11/11), at UNCG (11/19/12)
ACC	4 at WF (1/7/12), vs UNC (1/19/12)

3-PT FIELD GOAL ATTEMPTS

Season	13 vs GSU (12/15/12)
Career	13 vs GSU (12/15/12)
ACC	8 vs Boston College (1/9/13)

FREE THROWS MADE

Season	9 at UNCG (11/19/12)
Career	9 at UNCG (11/19/12)
ACC	7 at Clemson (1/27/13)

FREE THROW ATTEMPTS

Season	10 at UNCG (11/19/12)
Career	10 at UNCG (11/19/12)
ACC	8 at Clemson (1/27/13)

REBOUNDS

Season	12 vs Oklahoma State (12/1/12)
Career	14 vs BYU (1/25/12)
ACC	10 at Virginia (1/22/12)

ASSISTS

Season	4 vs Oklahoma State (12/1/12)
Career	5 vs Syracuse (11/23/11), vs BYU (1/25/12)
ACC	4 vs Georgia Tech (2/18/12)

BLOCKS

Season	3 at UNCG (11/19/12)
Career	3 at K-State(11/16/10), at UNCG (11/19/12)
ACC	2 vs Clemson (2/4/12)

STEALS

Season	3 vs Iowa (11/27/12)
Career	3 vs Iowa (11/27/12)
ACC	2 at BC (1/14), vs GT (2/18/12)



*- ACC games; # - ACC/Big Ten Challenge; !-Continental Tire Las Vegas Classic- Blacksburg, Va.;
^ - Continental Tire Las Vegas Classic - Las Vegas, Nev.

2012-2013 NOTES

Began the season with a double-double, scoring 17 points and grabbing 10 rebounds against ETSU ... Scored nine points and brought down eight rebounds against Rhode Island ... Put up 17 points and grabbed eight boards against VMI ... Notched a new career high after going a perfect 5-for-5 from beyond the arc and 9-for-10 from the free throw line to score 28 at UNC Greensboro ... Put up 23 points in the win over Appalachian State ... Scored 11 points and grabbed seven rebounds, also adding three steals against Iowa ... Earned a double-double with 12 points and 12 boards, also adding four assists against Oklahoma State ... Brought down 10 rebounds and added eight points against Mississippi Valley State ... Scored 21 points and brought down eight rebounds against Georgia Southern ... Scored 12 points and brought down five rebounds in the overtime win over Bradley ... Put up 10 points and brought down five rebounds against Colorado State ... Led the team with 17 points, also adding seven rebounds at BYU ... Scored 21 points and added six rebounds against Boston College ... Tallied nine points and seven boards in the overtime win at Georgia Tech ... Neared a double-double with 18 points and nine boards in the win over Wake Forest ... Scored nine points and brought down nine rebounds against Virginia ... Put up 19 points at Clemson.

CAREER STATISTICS

Year	GP-GS	Min-Avg.	FGM-FGA-Pct.	3FG-FGA-Pct.	FTM-FTA-Pct.	Off.-Def.	Reb-Avg.	A-TO	Blk	Stl	TP-Avg.
10-11	27-0	295-10.9	25-68-.368	7-32-.819	22-32-.688	18-41	59-2.2	13-17	9	4	79-2.9
11-12	31-30	853-27.5	91-209-.435	52-116-.448	55-64-.859	17-140	157-5.1	44-45	14	16	289-9.3
12-13	19-19	607-31.9	90-215-.419	36-99-.364	58-69-.841	25-99	124-6.5	26-43	15	9	274-14.4
Career	79-51	1802-22.8	208-502-.414	97-253-.383	139-169-.822	60-282	342-4.3	85-107	38	30	652-8.3

ROBERT BROWN

SOPHOMORE • GUARD • 6-5 • 190
CLERMONT, FLA. • HARGRAVE MIL. ACAD.

#1



SEASON STATISTICS

Opponent	Min	FG-A-%	3FG-A-%	FT-A-%	O-D-T	A	TO	Blk	Stl	Pts
EAST TENNESSEE ST.	32	6-12-.500	4-7-.571	0-2-.000	0-2-2	5	1	0	1	16
RHODE ISLAND	32	5-12-.417	1-4-.250	1-2-.500	0-4-4	4	2	1	1	12
VMI	24	4-12-.333	2-6-.333	1-2-.500	0-4-4	4	4	0	0	11
at UNC Greensboro	30	3-7-.429	3-5-.600	1-2-.500	0-2-2	3	2	1	0	10
APPALACHIAN STATE	25	2-8-.250	0-3-.000	5-6-.833	0-2-2	6	3	1	1	9
IOWA#	38	6-8-.750	1-2-.500	5-5-1.000	0-0-0	2	1	1	1	18
15/17 OKLAHOMA STATE	31	7-15-.467	0-1-.000	4-7-.571	2-4-6	0	1	1	1	18
at West Virginia	38	9-19-.473	2-7-.286	1-1-1.000	0-3-3	1	3	2	0	21
MISSISSIPPI VALLEY STATE!	23	2-9-.222	0-2-.000	0-0-.000	2-2-4	2	1	0	1	4
GEORGIA SOUTHERN!	25	1-7-.142	1-4-.250	1-2-.500	1-1-2	2	3	0	1	4
vs. Bradley^	31	1-6-.167	0-3-.000	0-0-.000	0-2-2	4	4	0	1	2
vs. Colorado State^	21	0-8-.000	0-3-.000	0-2-.000	1-2-3	0	3	0	0	0
vs. BYU	28	5-12-.417	0-4-.000	3-4-.750	0-5-5	1	2	0	1	13
at Maryland*	33	4-15-.267	1-6-.167	2-4-.500	0-2-2	1	4	0	0	11
BOSTON COLLEGE*		-- DNP --								
at Georgia Tech*	32	2-11-.182	0-2-.000	6-6-1.000	1-2-3	3	2	0	0	10
WAKE FOREST*	23	2-11-.189	0-5-.000	0-1-.000	0-0-0	3	2	0	1	4
VIRGINIA*	24	0-3-.000	0-2-.000	0-0-.000	0-1-1	0	1	0	0	0
at Clemson*	26	4-13-.305	0-3-.000	1-2-.500	1-3-4	2	1	0	0	9
MIAMI*										
at North Carolina*										
MARYLAND*										
GEORGIA TECH*										
at Virginia*										
at NC State*										
DUKE*										
FLORIDA STATE*										
at Miami*										
CLEMSON*										
at Duke*										
at Wake Forest*										

*- ACC games; # - ACC/Big Ten Challenge; !-Continental Tire Las Vegas Classic- Blacksburg, Va.;
^ - Continental Tire Las Vegas Classic - Las Vegas, Nev.

2012-2013 NOTES

Dropped 15 points and dished out five assists in the season opener against ETSU ... Scored 12 points and added four assists and four boards against Rhode Island ... Made it three straight games with double-digit scoring after scoring 11 points and dishing out four assists against VMI ... Continued his double-digit scoring streak with 10 points at UNC Greensboro ... Dished out a career-high six assists and added nine points against Appalachian State ... Tallied 18 points in the win over Iowa ... Matched a career high with six rebounds, also scoring six points in the win over Oklahoma State ... Had a career-high 21 points and two blocks at West Virginia ... Scored 13 points and brought down five rebounds at BYU ... Scored 11 points in the ACC opener at Maryland ... Tallied 10 points, going a perfect 6-for-6 from the line, and three assists in the overtime win at Georgia Tech ... Was limited to just four points, but hit the game-winning shot to lift the Hokies past Wake Forest ... Scored nine points and grabbed four rebounds at Clemson.

SEASON/CAREER GAME HIGHS

POINTS

Season	21 at WVU (12/8/12)
Career	21 at WVU (12/8/12)
ACC	12 vs North Carolina (1/19/12)

MINUTES PLAYED

Season	38 vs Iowa (11/27/12), at WVU (12/8/12)
Career	38 vs Iowa (11/27/12), at WVU (12/8/12)
ACC	33 at UVa (1/22/12), at MD (1/5/13)

FIELD GOALS MADE

Season	9 at WVU (12/8/12)
Career	9 at WVU (12/8/12)
ACC	5 vs North Carolina (1/19/12)

FIELD GOAL ATTEMPTS

Season	19 at WVU (12/8/12)
Career	19 at WVU (12/8/12)
ACC	15 vs UNC (1/19/12), at MD (1/5/13)

3-PT FIELD GOALS MADE

Season	4 vs ETSU (11/10/12)
Career	4 vs ETSU (11/10/12)
ACC	2, 4x, last vs Georgia Tech (2/18/12)

3-PT FIELD GOAL ATTEMPTS

Season	7 vs ETSU (11/10/12), at WVU (12/8/12)
Career	10 vs Kansas State (12/4/11)
ACC	7 vs North Carolina (1/19/12)

FREE THROWS MADE

Season	6 at Georgia Tech (1/12/13)
Career	6 vs Monmouth (11/14/11), at GT (1/12/13)
ACC	6 at Georgia Tech (1/12/13)

FREE THROW ATTEMPTS

Season	7 vs Oklahoma State (12/1/12)
Career	7 vs Oklahoma State (12/1/12)
ACC	6 at Georgia Tech (1/12/13)

REBOUNDS

Season	6 vs Oklahoma State (12/1/12)
Career	6 vs BC (2/12/12), vs Ok St (12/1/12)
ACC	6 vs Boston College (2/12/12)

ASSISTS

Season	6 vs App. State (11/23/12)
Career	6 vs App. State (11/23/12)
ACC	5 at Virginia (1/22/12)

BLOCKS

Season	2 at WVU (12/8/12)
Career	2 at WVU (12/8/12)
ACC	1, 4x, last vs NC State (3/4/12)

STEALS

Season	1, 10x, last vs Wake Forest (1/19/13)
Career	2, 6x, last at Clemson (3/1/12)
ACC	2 at UVa (1/22), at Clemson (3/1/12)



CAREER STATISTICS

Year	GP-GS	Min-Avg.	FGM-FGA-Pct.	3FG-FGA-Pct.	FTM-FTA-Pct.	Off.-Def.	Reb-Avg.	A-TO	Blk	Stl	TP-Avg.
11-12	31-4	684-22.1	73-206-.354	33-105-.314	26-42-.619	12-46	58-1.9	60-43	11	24	205-6.6
12-13	18-16	510-26.3	63-188-.335	15-69-.217	31-48-.646	8-41	49-2.7	43-40	7	10	172-9.6
Career	51-20	1246-24.4	143-409-.350	51-182-.280	59-93-.634	21-96	117-2.3	107-89	18	35	396-7.8

C.J. BARKSDALE

SOPHOMORE • FORWARD • 6-8 • 232
DANVILLE, VA. • HARGRAVE MIL. ACAD.

#42



SEASON STATISTICS

SEASON/CAREER GAME HIGHS

Opponent	Min	FG-A-%	3FG-A-%	FT-A-%	O-D-T	A	TO	Blk	Stl	Pts
EAST TENNESSEE ST.	17	0-1-.000	0-0-.000	0-0-.000	0-3-3	1	2	0	0	0
RHODE ISLAND	12	1-3-.333	0-0-.000	0-0-.000	0-1-1	1	0	0	0	2
VMI	25	4-8-.500	0-0-.000	3-4-.750	1-5-6	1	0	0	0	11
at UNC Greensboro	22	1-4-.250	0-0-.000	3-4-.750	1-5-6	1	2	2	0	5
APPALACHIAN STATE	25	3-5-.600	0-0-.000	4-4-1.000	3-4-7	2	1	0	2	10
IOWA#	24	5-7-.714	0-0-.000	1-1-1.000	2-5-7	0	0	1	0	11
15/17 OKLAHOMA STATE	13	0-1-.000	0-0-.000	0-0-.000	0-1-1	2	0	0	1	0
at West Virginia	33	3-4-.750	0-0-.000	0-0-.000	3-5-8	0	1	3	0	6
MISSISSIPPI VALLEY STATE!	19	2-5-.600	0-0-.000	0-0-.000	1-2-3	1	0	1	0	6
GEORGIA SOUTHERN!	34	5-8-.625	0-0-.000	0-0-.000	5-4-9	0	1	2	1	10
vs. Bradley^	18	0-1-.000	0-0-.000	0-0-.000	0-1-1	0	1	0	0	0
vs. Colorado State^	20	2-4-.500	0-0-.000	0-2-.000	3-2-5	0	0	0	0	4
vs. BYU	8	1-1-1.000	0-0-.000	0-0-.000	0-0-0	0	1	1	0	0
at Maryland*		-- DNP --								
BOSTON COLLEGE*	16	2-5-.400	0-0-.000	2-2-1.000	2-2-4	0	2	0	0	6
at Georgia Tech*	33	4-5-.800	0-0-.000	3-5-.600	2-8-10	0	1	1	0	11
WAKE FOREST*	17	2-3-.667	0-0-.000	0-0-.000	1-4-5	2	1	0	0	4
VIRGINIA*	26	1-1-1.000	0-0-.000	0-0-.000	1-2-3	2	2	0	0	2
at Clemson*	25	2-6-.333	0-0-.000	1-2-.500	4-2-6	0	0	0	0	5
MIAMI*										
at North Carolina*										
MARYLAND*										
GEORGIA TECH*										
at Virginia*										
at NC State*										
DUKE*										
FLORIDA STATE*										
at Miami*										
CLEMSON*										
at Duke*										
at Wake Forest*										

POINTS

Season	11, 3x, last at Georgia Tech (1/12/13)
Career	11, 3x, last at Georgia Tech (1/12/13)
ACC	11 at Georgia Tech (1/12/13)

MINUTES PLAYED

Season	34 vs GSU (12/15/12)
Career	34 vs GSU (12/15/12)
ACC	33 at Georgia Tech (1/12/13)

FIELD GOALS MADE

Season	5 vs Iowa (11/27/12), vs GSU (12/15/12)
Career	5 vs Iowa (11/27/12), vs GSU (12/15/12)
ACC	3 vs Georgia Tech (2/18/12)

FIELD GOAL ATTEMPTS

Season	8 vs VMI (11/15/12), vs GSU (12/15/12)
Career	8, 3x, last vs GSU (12/15/12)
ACC	8 vs Florida State (1/10/12)

3-PT FIELD GOALS MADE

Season	N/A
Career	N/A
ACC	N/A

3-PT FIELD GOAL ATTEMPTS

Season	N/A
Career	N/A
ACC	N/A

FREE THROWS MADE

Season	4 vs App. State (11/23/12)
Career	4, 3x, last vs App. State (11/23/12)
ACC	4 at Boston College (1/14/12)

FREE THROW ATTEMPTS

Season	5 at Georgia Tech (1/12/13)
Career	6 at Boston College (1/14/12)
ACC	6 at Boston College (1/14/12)

REBOUNDS

Season	10 at Georgia Tech (1/12/13)
Career	10 vs EMU (12/22/11), at GT (1/12/13)
ACC	10 at Georgia Tech (1/12/13)

ASSISTS

Season	2, 4x, last vs Virginia (1/24/13)
Career	2, 6x, last vs Virginia (1/24/13)
ACC	2 vs WF (1/19/13), vs UVA (1/24/13)

BLOCKS

Season	3 at WVU (12/8/12)
Career	3 at WVU (12/8/12)
ACC	1 at Georgia Tech (1/12/13)

STEALS

Season	2 vs App. State (11/23/12)
Career	2, 3x, last vs App. State (11/23/12)
ACC	2 vs Florida State (1/10/12)



2012-2013 NOTES

Grabbed three rebounds in the season opener against ETSU ... Scored in double figures for the first time in his career with 11 point, also bringing down six rebounds against VMI ... Grabbed six boards and scored five points, also blocking two shots at UNC Greensboro ... Scored 10 points and brought down seven rebounds against Appalachian State ... Put up 11 points and grabbed seven boards in the win over Iowa ... Had a career-high three blocks, also adding six points and eight boards at West Virginia ... Neared a double-double with 10 points and nine boards against Georgia Southern ... Grabbed five rebounds against Colorado State ... Scored six points and grabbed four rebounds against Boston College ... Recorded his first career double-double with 11 points and 10 rebounds in the overtime win at Georgia Tech ... Grabbed five rebounds and scored four points in the win over Wake Forest ... Brought down six rebounds and scored five points at Clemson.

CAREER STATISTICS

Year	GP-GS	Min-Avg.	FGM-FGA-Pct.	3FG-FGA-Pct.	FTM-FTA-Pct.	Off.-Def.	Reb.-Avg.	A-TO	Blk	Stl	TP-Avg.
11-12	30-1	356-11.9	30-68-.441	0-0-.000	27-36-.750	37-44	81-2.7	9-12	8	8	87-2.9
12-13	18-18	380-21.1	39-72-.542	0-0-.000	17-24-.708	29-56	85-4.7	13-15	11	4	95-5.3
Career	50-19	759-15.2	69-144-.479	0-0-.000	44-60-.733	68-103	171-3.4	22-29	19	12	182-3.6

MARQUIS RANKIN

SOPHOMORE • GUARD • 6-1 • 165
CHARLOTTE, N.C. • HARGRAVE MIL. ACAD.

#10



SEASON STATISTICS

SEASON/CAREER GAME HIGHS

Opponent	Min	FG-A-%	3FG-A-%	FT-A-%	O-D-T	A	TO	Blk	Stl	Pts
EAST TENNESSEE ST.		--- DNP ---								
RHODE ISLAND		--- DNP ---								
VMI	3	0-0-0.000	0-0-0.000	0-0-0.000	0-0-0	0	2	0	0	0
at UNC Greensboro	8	1-1-1.000	0-0-0.000	0-0-0.000	0-0-0	0	0	0	0	2
APPALACHIAN STATE	20	0-1-0.000	0-1-0.000	0-2-0.000	0-0-0	2	0	0	1	0
IOWA#	8	2-3-333	1-2-500	0-0-0.000	0-0-0	2	1	0	0	5
15/17 OKLAHOMA STATE	20	0-1-0.000	0-1-0.000	0-0-0.000	0-0-0	0	3	0	0	0
at West Virginia	25	0-5-0.000	0-2-0.000	0-0-0.000	0-4-4	2	0	0	0	0
MISSISSIPPI VALLEY STATE!	19	3-4-750	1-1-1.000	3-3-1.000	0-2-2	1	1	1	1	10
GEORGIA SOUTHERN!	21	2-5-400	1-3-333	0-0-0.000	2-0-2	0	0	0	0	5
vs. Bradley^	24	0-1-0.000	0-0-0.000	0-0-0.000	0-1-1	1	3	0	1	0
vs. Colorado State^	23	1-4-250	1-4-250	0-0-0.000	0-0-0	1	0	0	0	3
vs. BYU	14	0-2-0.000	0-2-0.000	2-2-1.000	0-0-0	0	0	0	0	2
at Maryland*	24	1-5-200	1-3-333	0-0-0.000	1-2-3	3	1	0	3	3
BOSTON COLLEGE*	30	1-3-333	1-1-1.000	1-2-500	0-2-2	1	2	0	0	4
at Georgia Tech*	24	0-1-0.000	0-0-0.000	0-0-0.000	1-2-3	2	1	0	2	0
WAKE FOREST*	24	1-2-500	0-1-0.000	0-0-0.000	0-0-0	1	0	0	2	2
VIRGINIA*	25	2-4-500	2-3-667	0-0-0.000	0-0-0	0	1	0	3	6
at Clemson*	17	2-4-500	2-3-667	1-2-500	0-1-1	0	1	0	0	7
MIAMI*										
at North Carolina*										
MARYLAND*										
GEORGIA TECH*										
at Virginia*										
at NC State*										
DUKE*										
FLORIDA STATE*										
at Miami*										
CLEMSON*										
at Duke*										
at Wake Forest*										

POINTS

Season	10 vs MVSU (12/10/12)
Career	10 vs MVSU (12/10/12)
ACC	8, 3x, last vs Virginia (2/21/12)

MINUTES PLAYED

Season	30 vs Boston College (1/9/13)
Career	30 vs Boston College (1/9/13)
ACC	30 vs Boston College (1/9/13)

FIELD GOALS MADE

Season	3 vs MVSU (12/10/12)
Career	3, 3x, last vs MVSU (12/10/12)
ACC	3 vs Duke (2/2), vs Clemson (2/4/12)

FIELD GOAL ATTEMPTS

Season	5, 3x, last at Maryland (1/5/13)
Career	8 at Boston College (1/14/12)
ACC	8 at Boston College (1/14/12)

3-PT FIELD GOALS MADE

Season	2 vs UVA (1/24/13), at Clemson (1/27/13)
Career	2, 5x, last at Clemson (1/27/13)
ACC	2, 4x, last at Clemson (1/27/13)

3-PT FIELD GOAL ATTEMPTS

Season	4 vs CSU (12/23/12)
Career	4 vs CSU (12/23/12)
ACC	3, 6x, last at Clemson (1/27/13)

FREE THROWS MADE

Season	3 vs MVSU (12/10/12)
Career	4 at Boston College (1/14/12)
ACC	4 at Boston College (1/14/12)

FREE THROW ATTEMPTS

Season	3 vs MVSU (12/10/12)
Career	4 at Boston College (1/14/12)
ACC	4 at Boston College (1/14/12)

REBOUNDS

Season	4 at WVU (12/8/12)
Career	4, 3x, last at WVU (12/8/12)
ACC	4 at BC (1/14), at Miami (2/9/12)

ASSISTS

Season	3 at Maryland (1/5/13)
Career	4 vs North Florida (12/19/11)
ACC	3, 3x, last at Maryland (1/5/13)

BLOCKS

Season	1 vs MVSU (12/10/12)
Career	1, 3x, last vs MVSU (12/10/12)
ACC	1 vs Florida State (1/10/12)

STEALS

Season	3 at MD (1/5/13), vs UVA (1/24/13)
Career	3 at MD (1/5/13), vs UVA (1/24/13)
ACC	3 at MD (1/5/13), vs UVA (1/24/13)



2012-2013 NOTES

Missed the ETSU game due to family matters ... Made season debut against VMI ... Scored first points of the season, making a basket at UNC Greensboro ... Had two assists against Appalachian State ... Scored five points in eight minutes of action against Iowa ... Grabbed four rebounds at West Virginia ... Scored a career-high ten points against Mississippi Valley State ... Had five points and two rebounds against Georgia Southern ... Tallied three steals and three assists in the ACC opener at Maryland ... Grabbed three rebounds and dished out two assists in the overtime win at Georgia Tech ... Had three steals and added six points against Virginia ... Scored seven points at Clemson.


CAREER STATISTICS

Year	GP-GS	Min-Avg.	FGM-FGA-Pct.	3FG-FGA-Pct.	FTM-FTA-Pct.	Off.-Def.	Reb-Avg.	A-TO	Blk	Stl	TP-Avg.
11-12	23-6	317-13.8	22-65-.338	9-23-.391	8-13-.615	7-19	26-1.1	26-27	3	10	61-2.7
12-13	17-3	323-19.0	16-46-.348	10-27-.370	7-11-.636	4-14	18-1.1	16-16	1	13	49-2.9
Career	41-9	647-15.7	38-111-.342	19-50-.380	15-24-.625	11-33	44-1.1	43-44	4	23	110-2.7

WILL JOHNSTON

SOPHOMORE • GUARD • 6-3 • 185
MIDLOTHIAN, VA. • MIDLOTHIAN

#25



SEASON STATISTICS

Opponent	Min	FG-A-%	3FG-A-%	FT-A-%	O-D-T	A	TO	Blk	Stl	Pts
EAST TENNESSEE ST.	13	1-3-.333	1-3-.333	0-0-.000	0-0-0	2	0	0	1	3
RHODE ISLAND	11	1-1-1.000	1-1-1.000	0-0-.000	0-1-1	0	0	0	1	3
VMI	19	3-6-.500	3-6-.500	0-0-.000	0-0-0	0	0	0	0	9
at UNC Greensboro	10	3-3-1.000	3-3-1.000	0-0-.000	0-0-0	0	0	0	0	9
APPALACHIAN STATE	4	0-0-.000	0-0-.000	0-0-.000	0-0-0	0	0	0	0	0
IOWA#	2	1-1-1.000	1-1-1.000	0-0-.000	0-0-0	0	0	0	0	3
15/17 OKLAHOMA STATE at West Virginia	10	0-1-.000	0-1-.000	0-0-.000	0-0-0	1	0	0	0	0
MISSISSIPPI VALLEY STATE!	8	0-2-.000	0-2-.000	0-0-.000	0-1-1	0	1	0	0	0
GEORGIA SOUTHERN! vs. Bradley^	4	0-0-.000	0-0-.000	0-0-.000	0-0-0	0	0	0	0	0
vs. Colorado State^	10	1-1-1.000	1-1-1.000	1-2-.500	1-0-1	0	0	0	0	4
vs. BYU	16	1-5-.200	1-5-.200	3-4-.750	0-1-1	0	1	0	1	6
at Maryland*	10	0-1-.000	0-1-.000	0-0-.000	0-0-0	0	0	0	0	0
BOSTON COLLEGE*	17	2-3-.667	1-1-1.000	0-1-.000	0-0-0	1	0	0	0	5
at Georgia Tech*	6	0-2-.000	0-2-.000	0-0-.000	0-1-1	0	0	0	0	0
WAKE FOREST*	1	0-0-.000	0-0-.000	0-0-.000	0-0-0	0	0	0	0	0
VIRGINIA*	7	0-1-.000	0-1-.000	0-0-.000	0-0-0	1	0	0	0	0
at Clemson*	2	0-0-.000	0-0-.000	0-0-.000	0-0-0	0	0	0	0	0
MIAMI*										
at North Carolina*										
MARYLAND*										
GEORGIA TECH*										
at Virginia*										
at NC State*										
DUKE*										
FLORIDA STATE*										
at Miami*										
CLEMSON*										
at Duke*										
at Wake Forest*										

*- ACC games; # - ACC/Big Ten Challenge; !-Continental Tire Las Vegas Classic- Blacksburg, Va.;
^ - Continental Tire Las Vegas Classic - Las Vegas, Nev.

2012-2013 NOTES

Scored a three and had two assists in the season opener against ETSU ... Buried a three in 11 minutes of action against Rhode Island ... Tallied a career-high nine points against VMI ... Scored nine points, going a perfect 3-for-3 from beyond the arc at UNC Greensboro ... Drained a three in two minutes of action against Iowa ... Scored four points and grabbed a rebounds against Colorado State ... Put up five points against Boston College.

SEASON/CAREER GAME HIGHS

POINTS

Season 9 vs VMI (11/15/12), at UNCG (11/19/12)
Career 9 vs VMI (11/15/12), at UNCG (11/19/12)
ACC 5 vs Boston College (1/9/13)

MINUTES PLAYED

Season 19 vs VMI (11/15/12)
Career 19 vs VMI (11/15/12)
ACC 17 vs Boston College (1/9/13)

FIELD GOALS MADE

Season 3 vs VMI (11/15/12), at UNCG (11/19/12)
Career 3 vs VMI (11/15/12)
ACC 2 vs Boston College (1/9/13)

FIELD GOAL ATTEMPTS

Season 6 vs VMI (11/15/12), at UNCG (11/19/12)
Career 6 vs VMI (11/15/12)
ACC 3 vs Boston College (1/9/13)

3-PT FIELD GOALS MADE

Season 3 vs VMI (11/15/12), at UNCG (11/19/12)
Career 3 vs VMI (11/15/12), at UNCG (11/19/12)
ACC 1 vs Boston College (1/9/13)

3-PT FIELD GOAL ATTEMPTS

Season 6 vs VMI (11/15/12)
Career 6 vs VMI (11/15/12)
ACC 2 at Georgia Tech (1/12/13)

FREE THROWS MADE

Season 3 at BYU (12/29/12)
Career 3 at BYU (12/29/12)
ACC N/A

FREE THROW ATTEMPTS

Season 4 at BYU (12/29/12)
Career 4 at BYU (12/29/12)
ACC 1 vs Boston College (1/9/13)

REBOUNDS

Season 1, 5x last at Georgia Tech (1/12/13)
Career 1, 5x last at Georgia Tech (1/12/13)
ACC 1 at Georgia Tech (1/12/13)

ASSISTS

Season 2 vs ETSU (11/10/12)
Career 2 vs ETSU (11/10/12)
ACC 1 vs BC (1/9/13), vs UVA (1/24/13)

BLOCKS

Season N/A
Career N/A
ACC N/A

STEALS

Season 1 vs ETSU (11/10/12), at BYU (12/29/12)
Career 1 vs ETSU (11/10/12), at BYU (12/29/12)
ACC N/A



CAREER STATISTICS

Year	GP-GS	Min-Avg.	FGM-FGA-Pct.	3FG-FGA-Pct.	FTM-FTA-Pct.	Off.-Def.	Reb-Avg.	A-TO	Blk	Stl	TP-Avg.
11-12	4-0	8-2.0	1-3-.333	1-3-.333	0-0-.000	0-0	0-0.0	0-0	0	0	3-0.8
12-13	17-0	157-9.2	13-30-.433	12-28-.429	4-7-.571	1-4	5-0.3	5-2	0	3	42-
Career	21-0	165-7.7	14-33-.424	13-31-.419	4-7-.571	1-4	5-0.3	5-2	0	3	45-

JOEY van ZEGEREN

R-FRESHMAN • FORWARD • 6-10 • 220
HOOGEVEEN, THE NETHERLANDS • CANARIAS

#2



SEASON STATISTICS

Opponent	Min	FG-A-%	3FG-A-%	FT-A-%	O-D-T	A	TO	Blk	Stl	Pts
EAST TENNENSSEE ST.	18	3-3-.1.000	0-0-.000	0-0-.000	1-1-2	0	0	1	0	6
RHODE ISLAND	12	1-2-.500	0-0-.000	0-2-.000	2-4-6	0	0	1	0	2
VMI	18	2-3-.333	0-0-.000	0-0-.000	1-7-8	0	0	1	0	4
at UNC Greensboro	12	1-1-.000	0-0-.000	0-2-.000	0-1-1	0	3	0	1	2
APPALACHIAN STATE	11	1-2-.500	0-0-.000	0-0-.000	0-0-0	0	0	0	0	2
IOWA#	12	3-6-.500	0-0-.000	4-5-.800	3-0-3	0	2	0	0	10
15/17 OKLAHOMA STATE	8	1-2-.500	0-0-.000	0-0-.000	0-0-0	0	1	1	1	2
at West Virginia	12	1-3-.333	0-0-.000	0-0-.000	1-1-2	0	0	2	0	2
MISSISSIPPI VALLEY STATE!	23	3-3-1.000	0-0-.000	3-6-.500	1-6-7	0	0	3	0	9
GEORGIA SOUTHERN!	19	0-3-.000	0-0-.000	2-4-.500	4-1-5	1	1	0	1	2
vs. Bradley^	13	0-1-.000	0-0-.000	2-4-.500	2-3-5	0	2	0	1	2
vs. Colorado State^	14	0-0-.000	0-0-.000	2-3-.667	0-2-2	0	0	2	0	2
vs. BYU	18	3-4-.750	0-0-.000	1-4-.250	3-1-4	0	3	1	2	7
at Maryland*	26	3-4-.750	0-0-.000	4-5-.800	3-2-5	0	2	0	0	10
BOSTON COLLEGE*	24	3-4-.750	0-0-.000	1-2-.500	1-3-4	0	3	0	0	7
at Georgia Tech*	15	2-4-.500	0-0-.000	0-0-.000	1-0-1	0	0	1	0	4
WAKE FOREST*	21	2-5-.200	0-0-.000	1-2-.500	1-1-2	0	2	1	0	5
VIRGINIA*	18	1-2-.500	0-0-.000	0-4-.000	2-3-5	0	3	0	0	2
at Clemson*	9	0-0-.000	0-0-.000	0-0-.000	0-1-1	0	0	1	0	0
MIAMI*										
at North Carolina*										
MARYLAND*										
GEORGIA TECH*										
at Virginia*										
at NC State*										
DUKE*										
FLORIDA STATE*										
at Miami*										
CLEMSON*										
at Duke*										
at Wake Forest*										

*- ACC games; # - ACC/Big Ten Challenge; !-Continental Tire Las Vegas Classic- Blacksburg, Va.;
^ - Continental Tire Las Vegas Classic - Las Vegas, Nev.

2012-2013 NOTES

Scored six points in the season opener against ETSU ... Grabbed six rebounds and scored two points against Rhode Island ... Brought down eight rebounds and added four points against VMI ... Put up ten points in the win over Iowa ... Blocked three shots, brought down seven rebounds and scored nine points, six of which came on a season-best three dunks ... Grabbed five rebounds in the overtime win over Bradley ... Scored seven points and grabbed four boards at BYU ... Scored a career-best 10 points, also adding five rebounds in his first career start at Maryland ... Grabbed four rebounds and scored seven points against Boston College ... Scored five points in the win over Wake Forest ... Brought down five rebounds against Virginia.

SEASON/CAREER GAME HIGHS

POINTS

Season	10 vs Iowa (11/27/12), at MD (1/5/13)
Career	10 vs Iowa (11/27/12), at MD (1/5/13)
ACC	10 at Maryland (1/5/13)

MINUTES PLAYED

Season	26 at Maryland (1/5/13)
Career	26 at Maryland (1/5/13)
ACC	26 at Maryland (1/5/13)

FIELD GOALS MADE

Season	3, 6x, last vs Boston College (1/9/13)
Career	3, 6x, last vs Boston College (1/9/13)
ACC	3 at MD (1/5/13), vs BC (1/9/13)

FIELD GOAL ATTEMPTS

Season	6 vs Iowa (11/27/12)
Career	6 vs Iowa (11/27/12)
ACC	5 vs Wake Forest (1/19/13)

3-PT FIELD GOALS MADE

Season	N/A
Career	N/A
ACC	N/A

3-PT FIELD GOAL ATTEMPTS

Season	N/A
Career	N/A
ACC	N/A

FREE THROWS MADE

Season	4 vs Iowa (11/27/12), at MD (1/5/13)
Career	4 vs Iowa (11/27/12)
ACC	4 at Maryland (1/5/13)

FREE THROW ATTEMPTS

Season	6 vs MVSU (12/10/12)
Career	6 vs MVSU (12/10/12)
ACC	5 at Maryland (1/5/13)

REBOUNDS

Season	8 vs VMI (11/15/12)
Career	8 vs VMI (11/15/12)
ACC	5 at MD (1/5/13), vs UVA (1/24/13)

ASSISTS

Season	1 vs GSU (12/15/12)
Career	1 vs GSU (12/15/12)
ACC	N/A

BLOCKS

Season	3 vs MVSU (12/10/12)
Career	3 vs MVSU (12/10/12)
ACC	1, 3x, last at Clemson (1/27/13)

STEALS

Season	2 at BYU (12/29/12)
Career	2 at BYU (12/29/12)
ACC	N/A



CAREER STATISTICS

Year	GP-GS	Min-Avg.	FGM-FGA-Pct.	3FG-FGA-Pct.	FTM-FTA-Pct.	Off.-Def.	Reb-Avg.	A-TO	Blk	Stl	TP-Avg.
11-12	3-0	10-3.3	0-0-.000	0-0-.000	0-0-.000	0-0	0-0.0	0-0	1	0	0-0.0
12-13	19-2	30.2-15.8	30-52-.577	0-0-.000	20-43-.465	26-37	63-3.3	2-22	15	6	80-4.2
Career	22-2	31.2-14.1	30-52-.577	0-0-.000	20-43-.465	26-37	63-2.9	2-22	16	6	80-3.6

MARSHALL WOOD

FRESHMAN • FORWARD • 6-8 • 210
RUSTBURG, VA. • RUSTBURG

#33



SEASON STATISTICS

SEASON/CAREER GAME HIGHS

Opponent	Min	FG-A-%	3FG-A-%	FT-A-%	O-D-T	A	TO	Blk	Stl	Pts
EAST TENNESSEE ST.	22	1-6-.167	0-3-.000	3-4-.750	2-4-6	2	2	0	0	5
RHODE ISLAND	28	2-7-.286	0-5-.000	0-0.000	0-3-3	0	1	4	1	4
VMI	14	2-4-.500	2-3-.667	0-0-.000	0-2-2	0	0	0	0	6
at UNC Greensboro	19	1-5-.200	1-5-.200	2-4-.500	2-9-11	1	0	0	1	5
APPALACHIAN STATE	25	4-8-.500	1-4-.250	4-7-.571	2-6-8	2	1	0	0	13
IOWA#	16	1-6-.167	0-2-.000	2-2-1.000	1-3-4	0	0	0	0	4
15/17 OKLAHOMA STATE	26	1-3-.333	0-1-.000	6-7-.857	3-2-5	0	1	1	0	5
at West Virginia	5	0-2-.000	0-1-.000	2-2-1.000	0-2-2	0	0	0	0	2
MISSISSIPPI VALLEY STATE!	15	2-5-.400	0-1-.000	4-6-.667	2-1-3	1	2	1	0	8
GEORGIA SOUTHERN!	13	1-3-.300	1-3-.333	0-0-.000	0-1-1	0	2	1	0	3
vs. Bradley^		--DNP--								
vs. Colorado State^		--DNP--								
vs. BYU		--DNP--								
at Maryland*		--DNP--								
BOSTON COLLEGE*		--DNP--								
at Georgia Tech*		--DNP--								
WAKE FOREST*		--DNP--								
VIRGINIA*	7	0-0-.000	0-0-.000	0-0-.000	0-0-0	0	1	0	0	0
at Clemson*	15	0-3-.000	0-1-.000	0-0-.000	1-2-3	2	0	0	1	0
MIAMI*										
at North Carolina*										
MARYLAND*										
GEORGIA TECH*										
at Virginia*										
at NC State*										
DUKE*										
FLORIDA STATE*										
at Miami*										
CLEMSON*										
at Duke*										
at Wake Forest*										

POINTS

Season	13 vs App. State (11/23/12)
Career	13 vs App. State (11/23/12)
ACC	N/A

MINUTES PLAYED

Season	28 vs URI (11/12/12)
Career	28 vs URI (11/12/12)
ACC	15 at Clemson (1/27/13)

FIELD GOALS MADE

Season	4 vs App. State (11/23/12)
Career	4 vs App. State (11/23/12)
ACC	N/A

FIELD GOAL ATTEMPTS

Season	8 vs App. State (11/23/12)
Career	8 vs App. State (11/23/12)
ACC	3 at Clemson (1/27/13)

3-PT FIELD GOALS MADE

Season	2 vs VMI (11/15/12)
Career	2 vs VMI (11/15/12)
ACC	N/A

3-PT FIELD GOAL ATTEMPTS

Season	5 vs URI (11/12/12), at UNCG (11/19/12)
Career	5 vs URI (11/12/12), at UNCG (11/19/12)
ACC	1 at Clemson (1/27/13)

FREE THROWS MADE

Season	6 vs Oklahoma State (12/1/12)
Career	6 vs Oklahoma State (12/1/12)
ACC	N/A

FREE THROW ATTEMPTS

Season	7 vs ASU (11/23/12), vs Ok St (12/1/12)
Career	7 vs ASU (11/23/12), vs Ok St (12/1/12)
ACC	N/A

REBOUNDS

Season	11 at UNCG (11/19/12)
Career	11 at UNCG (11/19/12)
ACC	3 at Clemson (1/27/13)

ASSISTS

Season	2, 3x, last at Clemson (1/27/13)
Career	2, 3x, last at Clemson (1/27/13)
ACC	2 at Clemson (1/27/13)

BLOCKS

Season	4 vs URI (11/12/12)
Career	4 vs URI (11/12/12)
ACC	N/A

STEALS

Season	1, 3x, last at Clemson (1/27/13)
Career	1, 3x, last at Clemson (1/27/13)
ACC	1 at Clemson (1/27/13)



2012-2013 NOTES

Grabbed six rebounds and scored five points in collegiate debut against ETSU ... Blocked four shots and added four points against Rhode Island ... Scored six points against VMI ... Grabbed 11 boards and added five points at UNC Greensboro ... Scored 13 points and brought down eight rebounds in the win over Appalachian State ... Brought down five rebounds and scored five points against Oklahoma State ... Scored eight points against Mississippi Valley State ... Missed seven games with a fractured foot, suffered in the Georgia Southern game ... Returned to action against Virginia.

CAREER STATISTICS

Year	GP-GS	Min-Avg.	FGM-FGA-Pct.	3FG-FGA-Pct.	FTM-FTA-Pct.	Off.-Def.	Reb-Avg.	A-TO	Blk	Stl	TP-Avg.
12-13	12-0	202-16.8	15-52-.288	5-29-.172	23-32-.719	13-35	48-4.0	8-10	7	3	58-4.8

*- ACC games; # - ACC/Big Ten Challenge; !-Continental Tire Las Vegas Classic- Blacksburg, Va.;
^ - Continental Tire Las Vegas Classic - Las Vegas, Nev.

CHRISTIAN BEYER

SOPHOMORE • FORWARD • 6-7 • 200
NEW BERN, N.C. • NEW BERN

#22



SEASON STATISTICS

Opponent	Min	FG-A-%	3FG-A-%	FT-A-%	O-D-T	A	TO	Blk	Stl	Pts
EAST TENNESSEE ST.	1	0-0-0.000	0-0-0.000	0-0-0.000	0-1-1	0	0	0	0	0
RHODE ISLAND	1	0-0-0.000	0-0-0.000	0-0-0.000	0-1-1	0	0	0	0	0
VMI	1	0-0-0.000	0-0-0.000	0-0-0.000	0-0-0	0	0	0	0	0
APPALACHIAN STATE	1	0-0-0.000	0-0-0.000	0-0-0.000	0-0-0	0	0	0	0	0
MISS. VALLEY STATE	10	0-4-0.000	0-2-0.000	2-2-1.000	2-3-5	0	1	1	0	2
Bradley ^	27	0-2-0.000	0-1-0.000	3-4-0.750	2-7-9	1	1	0	2	3
Colorado State ^	25	0-2-0.000	0-1-0.000	0-0-0.000	1-3-4	0	2	0	0	0
at BYU	23	4-6-667	0-0-0.000	1-2-500	6-5-11	2	3	0	0	9
at Maryland*	15	3-5-600	0-1-0.000	0-0-0.000	4-3-7	0	0	0	0	6
BOSTON COLLEGE*	22	2-2-1.000	0-0-0.000	2-2-1.000	2-6-8	2	0	0	0	6
at Georgia Tech*	13	0-2-0.000	0-0-0.000	0-0-0.000	0-2-2	0	1	0	0	0
WAKE FOREST*	9	1-2-500	0-1-0.000	1-2-500	1-3-4	0	0	1	1	3
VIRGINIA*	3	0-0-0.000	0-0-0.000	0-0-0.000	0-0-0	0	0	0	0	0
at Clemson*	16	1-4-250	1-1-1.000	1-2-500	2-2-4	0	0	0	0	4

2012-2013 NOTES

Grabbed a rebound in the season opener against ETSU and against Rhode Island ... Scored two points and brought down five rebounds in 10 minutes of action against Mississippi Valley State ... Grabbed nine rebounds in the overtime win over Bradley ... Brought down four rebounds against Colorado State ... Scored nine points and grabbed 11 rebounds at BYU ... Grabbed seven rebounds and scored six points in just 15 minutes of play in the ACC opener at Maryland ... Scored six points and brought down eight rebounds against Boston College ... Grabbed four rebounds and scored three points in nine minutes of action against Wake Forest ... Scored four points and brought down four rebounds at Clemson.

^ - Continental Tire Las Vegas Classic - Las Vegas, Nev.; * - ACC games


CAREER STATISTICS

Year	GP-GS	Min-Avg.	FGM-FGA-Pct.	3FG-FGA-Pct.	FTM-FTA-Pct.	Off.-Def.	Reb-Avg.	A-TO	Blk	Stl	TP-Avg.
12-13	14-0	171-12.2	11-29-379	1-7-143	10-14-714	20-36	56-4.0	5-8	2	3	33-2.4

GREG DONLON

FRESHMAN • FORWARD • 6-8 • 230
MIDLOTHIAN, VA. • COSBY

#14



SEASON STATISTICS

Opponent	Min	FG-A-%	3FG-A-%	FT-A-%	O-D-T	A	TO	Blk	Stl	Pts
VMI	1	0-0-0.000	0-0-0.000	0-0-0.000	0-0-0	0	0	0	0	0
MISS. VALLEY STATE	7	0-0-0.000	0-0-0.000	0-0-0.000	0-1-1	0	0	0	0	0
Colorado State ^	1	0-0-0.000	0-0-0.000	0-0-0.000	0-0-0	0	0	0	0	0
at BYU	2	0-0-0.000	0-0-0.000	1-2-500	0-0-0	0	0	0	0	1

2012-2013 NOTES

Brought down a rebound against Mississippi Valley State in seven minutes of action ... Made a foul shot at BYU.

^ - Continental Tire Las Vegas Classic - Las Vegas, Nev.

CAREER STATISTICS

Year	GP-GS	Min-Avg.	FGM-FGA-Pct.	3FG-FGA-Pct.	FTM-FTA-Pct.	Off.-Def.	Reb-Avg.	A-TO	Blk	Stl	TP-Avg.
12-13	4-0	11-2.8	0-0-0.000	0-0-0.000	1-2-500	0-1	1-0.3	0-0	0	0	1-0.3

JOEY RACER

SENIOR • GUARD • 6-1 • 165
BERRYVILLE, VA. • CLARKE COUNTY

#24



SEASON STATISTICS

Opponent	Min	FG-A-%	3FG-A-%	FT-A-%	O-D-T	A	TO	Blk	Stl	Pts
EAST TENNESSEE ST.	1	1-1-1.000	1-1-1.000	0-0-0.000	0-0-0	0	0	0	0	3
RHODE ISLAND	1	0-0-0.000	0-0-0.000	0-0-0.000	0-0-0	0	0	0	0	0
VMI	3	0-0-0.000	0-0-0.000	0-0-0.000	0-0-0	0	0	0	0	0
MISS. VALLEY STATE	1	0-1-0.000	0-1-0.000	0-0-0.000	0-0-0	0	0	0	0	0
Colorado State ^	3	0-0-0.000	0-0-0.000	1-2-500	1-0-1	0	0	0	0	1
at BYU	6	1-1-1.000	0-0-0.000	0-0-0.000	0-0-0	0	0	0	0	2

2012-2013 NOTES

Buried a three in the season opener against ETSU ... Grabbed a rebound and made a foul shot against Colorado State ... Scored two points at BYU.

^-- Continental Tire Las Vegas Classic - Las Vegas, Nev.

CAREER STATISTICS

Year	GP-GS	Min-Avg.	FGM-FGA-Pct.	3FG-FGA-Pct.	FTM-FTA-Pct.	Off.-Def.	Reb-Avg.	A-TO	Blk	Stl	TP-Avg.
11-12	6-1	4-0.6	1-8-.125	0-3-.000	0-0-.000	2-2	4-0.7	0-4	0	0	2-0.3
12-13	6-0	21-3.5	2-3-.667	1-2-.500	1-2-.500	1-0	1-0.2	0-0	0	0	6-1.0
Career	12-1	38-3.2	3-11-.273	1-5-.200	1-2-.500	3-2	5-0.4	0-4	0	0	8-0.7

MARCUS PATRICK

FRESHMAN • GUARD • 5-9 • 165
RUSTBURG, VA. • RUSTBURG

#5



SEASON STATISTICS

Opponent	Min	FG-A-%	3FG-A-%	FT-A-%	O-D-T	A	TO	Blk	Stl	Pts
EAST TENNESSEE ST.	3	0-0-0.000	0-0-0.000	0-0-0.000	0-0-0	1	1	0	0	0
RHODE ISLAND	6	0-2-0.000	0-0-0.000	2-2-1.000	0-0-0	0	0	0	0	2
VMI	11	0-2-0.000	0-2-0.000	0-0-0.000	0-1-1	1	2	0	1	0
MISS. VALLEY STATE	10	0-3-0.000	0-1-0.000	0-0-0.000	0-2-2	0	2	0	0	0
Colorado State ^	1	0-1-0.000	0-1-0.000	0-0-0.000	0-0-0	0	0	0	0	0
at BYU	2	0-1-0.000	0-0-0.000	0-2-0.000	0-1-1	0	0	0	0	0

2012-2013 NOTES

Had an assist against ETSU ... Made two foul shots against Rhode Island ... Had an assist and a steal against VMI ... Grabbed two rebounds in 10 minutes of action against Mississippi Valley State ... Grabbed a rebound at BYU.

^-- Continental Tire Las Vegas Classic - Las Vegas, Nev.

CAREER STATISTICS

Year	GP-GS	Min-Avg.	FGM-FGA-Pct.	3FG-FGA-Pct.	FTM-FTA-Pct.	Off.-Def.	Reb-Avg.	A-TO	Blk	Stl	TP-Avg.
12-13	6-0	36-1.0	0-9-.000	0-4-.000	2-4-.500	0-4	4-0.7	2-5	0	1	2-0.3

GAME 19

CLEMSON 77, VIRGINIA TECH 70

JAN. 27, 2013 • 1 P.M. • CLEMSON, S.C.

Virginia Tech's **Erick Green** and **Jarell Eddie** combined for 44 points, but it wasn't enough, as the Hokies fell 77-70 to Clemson in an ACC game played at Littlejohn Coliseum.

Tech led 59-58 with 4:35 left in the game following a **Robert Brown** layup, but Clemson's Milton Jennings took the game over down the stretch. The senior scored 20 of his game-high 28 points in the second half, but 12 of those points came in the final 3:44. Jennings, who hit 16 of 18 from the free-throw line, hit 10 of 12 from the stripe in that stretch.

The big blow for the Hokies came when they trailed 61-60 with less three minutes remaining. As the shot clock was winding down, Clemson's Damarcus Harrison nailed a 3-pointer from the corner to give the Tigers a 64-60 edge with 2:48 to go. Tech **C.J. Barksdale** scored on a stick-back with 2:29 remaining to cut the lead to two, but Jennings answered with a basket at the 2:02 mark, and the Hokies got no closer than four the rest of the way.

Harrison's 3-pointer was the last of Clemson's 10 3-pointers for the game. The Tigers, who came into the game shooting just 32 percent from behind the arc, nailed 10 of 21 (47.6 percent), with most of those coming against the Hokies' 2-3 zone.

K.J. McDaniels, who was shooting 30.8 percent from beyond the 3-point arc, hit a career-high five 3-pointers on his way to 17 points, while Harrison hit three 3's en route to 19 points.

Green, the nation's leading scorer coming in at 25.2 points per game, led the Hokies with 25 points. But the senior didn't hit a field goal in the second half until scoring on a layup with 37 seconds left. He tried to get the Hokies back in it in the final minute, scoring Tech's final eight points in the last 1:17 of the game.

Eddie added 19 points for the Hokies, who shot just 35 percent from the floor. Tech fell into a 12-0 hole to start the game, missing its first 10 shots, but the Hokies rallied to tie things at halftime.

VIRGINIA TECH (11-8, 2-4 ACC)

Player	MP	FG	FT	TR	PF	A	TO	Blk	Stl	TP
C.J. Barksdale, f	25	2-6	1-2	6	5	0	0	0	0	5
Jarell Eddie, f	36	5-11	7-8	2	2	0	1	0	1	19
Marquis Rankin, g	17	2-4	1-2	1	0	0	1	0	0	7
Erick Green, g	38	7-17	11-14	4	2	5	1	1	1	25
Cadarian Raines, f	16	0-2	1-2	4	5	0	1	0	0	1
Joey van Zegeren	9	0-0	0-0	1	5	0	0	1	0	0
Robert Brown	26	4-13	1-2	4	2	2	1	0	0	9
Will Johnston	2	0-0	0-0	0	0	0	0	0	0	0
Christian Beyer	16	1-4	1-2	4	1	0	0	0	0	4
Marshall Wood	15	0-3	0-0	3	3	2	0	0	1	0
TEAM				4						
Totals	200	21-60	23-32	33	25	9	5	2	3	70

CLEMSON (11-8, 3-4 ACC)

Player	MP	FG	FT	TR	PF	A	TO	Blk	Stl	TP
Devin Booker, c	38	0-3	3-7	10	3	2	0	3	0	3
K.J. McDaniels, f	27	6-9	0-0	5	4	1	0	2	2	17
Milton Jennings, f	40	6-12	16-18	14	2	1	4	4	0	28
Damarcus Harrison, g	34	6-10	4-4	1	2	2	1	0	0	19
Rod Hall, g	31	2-6	0-0	4	4	5	3	0	0	5
Adonis Filer	11	0-4	0-0	0	3	0	0	0	0	0
Landry Nnoko	2	0-0	0-0	2	0	0	0	0	0	0
Jordan Roper	17	2-5	0-0	2	4	0	1	0	0	5
TEAM				4		1				
Totals	200	22-49	23-29	42	23	11	9	9	2	77

3-Pointers.....VT 5 (Eddie 2, Rankin 2, Beyer)
CU 10 (McDaniels 5, Harrison 3, Hall, Roper)
Blocks.....VT 2 (Green, van Zegeren)
CU 9 (Jennings 4, Booker 3, McDaniels 2)
Steals.....VT 3 (Eddie, Green, Wood)
CU 2 (McDaniels)

Officials.....Luckie, Hull, Clinton
Technicals.....CU - Team
Attendance.....7,980

Percentages:
 Virginia Tech FG%...35.0 3FG%...31.3 FT%...71.9
 Clemson FG%...44.9 3FG%...47.6 FT%...79.3

Virginia Tech 33 37 — 70
 Clemson 33 44 — 77

GAME 20

VIRGINIA TECH vs. MIAMI

JAN. 30, 2013 • 9 P.M. • BLACKSBURG, VA.

GAME 21

VIRGINIA TECH AT NORTH CAROLINA

FEB. 2, 2013 • NOON • CHAPEL HILL, N.C.

THE STAT CREW SYSTEM
Virginia Tech Combined Team Statistics (as of Jan 30, 2013)
All games

RECORD:	OVERALL	HOME	AWAY	NEUTRAL
ALL GAMES	11-9	8-4	2-3	1-2
CONFERENCE	2-5	1-3	1-2	0-0
NON-CONFERENCE	9-4	7-1	1-1	1-2

#	Player	gp-gs	min	avg	Total		3-Point		F-Throw		Rebounds			pf	dq	a	to	blk	stl	pts	avg	
					fg-fga	fg%	3fg-fga	3fg%	ft-fga	ft%	off	def	tot									avg
11	Erick Green	20-20	722	36.1	166-333	.498	35-91	.385	142-174	.816	10	77	87	4.4	27	0	84	45	2	27	509	25.5
31	Jarell Eddie	20-20	640	32.0	94-220	.427	39-102	.382	61-72	.847	26	102	128	6.4	43	0	28	49	15	9	288	14.4
01	Robert Brown	19-16	548	28.8	66-193	.342	17-72	.236	31-48	.646	9	41	50	2.6	45	0	47	43	6	11	180	9.5
04	Cadarian Raines	20-18	468	23.4	54-110	.491	0-0	.000	23-46	.500	56	77	133	6.7	60	2	11	30	20	7	131	6.6
42	C.J. Barksdale	19-19	412	21.7	39-76	.513	0-0	.000	17-24	.708	29	58	87	4.6	43	2	13	15	12	4	95	5.0
33	Marshall Wood	13-0	211	16.2	15-54	.278	5-30	.167	23-35	.657	13	35	48	3.7	27	0	8	10	7	3	58	4.5
02	Joey van Zegeren	20-3	325	16.3	31-57	.544	0-0	.000	20-43	.465	28	41	69	3.5	51	1	2	26	15	6	82	4.1
10	Marquis Rankin	18-4	350	19.4	16-51	.314	10-31	.323	7-11	.636	5	15	20	1.1	39	1	18	18	1	13	49	2.7
25	Will Johnston	17-0	150	8.8	13-30	.433	12-28	.429	4-7	.571	1	4	5	0.3	12	0	5	2	0	3	42	2.5
22	Christian Beyer	15-0	171	11.4	11-30	.367	1-8	.125	10-14	.714	20	37	57	3.8	11	0	5	8	2	3	33	2.2
24	Joey Racer	7-0	15	2.1	2-3	.667	1-2	.500	1-2	.500	1	0	1	0.1	3	0	0	0	0	0	6	0.9
05	Marcus Patrick	6-0	33	5.5	0-9	.000	0-4	.000	2-4	.500	0	4	4	0.7	6	0	2	5	0	1	2	0.3
14	Greg Donlon	4-0	5	1.3	0-0	.000	0-0	.000	1-2	.500	0	1	1	0.3	0	0	0	0	0	0	1	0.3
Team											30	36	66									
Total.....		20	4050		507-1166	.435	120-368	.326	342-482	.710	228	528	756	37.8	367	6	223	251	80	87	1476	73.8
Opponents.....		20	4050		527-1254	.420	153-477	.321	277-419	.661	264	491	755	37.8	371	-	277	219	73	103	1484	74.2

TEAM STATISTICS	VT	OPP	Date	Opponent	Score	Att.	
SCORING	1476	1484	11/10/12	EAST TENNESSEE STATE	w	80-62	6632
Points per game	73.8	74.2	11/12/12	RHODE ISLAND	w	69-50	6270
Scoring margin	-0.4	-	11/15/12	VMI	w	95-80	6883
FIELD GOALS-ATT	507-1166	527-1254	11/19/12	at UNCG	w	96-87	3082
Field goal pct	.435	.420	11/23/12	APPALACHIAN STATE	w	87-76	7094
3 POINT FG-ATT	120-368	153-477	11/27/12	IOWA	w	95-79	5647
3-point FG pct	.326	.321	12/01/12	OKLAHOMA STATE	w	81-71	7552
3-pt FG made per game	6.0	7.7	12/8/12	at West Virginia	L	67-68	11631
FREE THROWS-ATT	342-482	277-419	12/10/12	MISSISSIPPI VALLEY STATE	w	70-49	4926
Free throw pct	.710	.661	12/15/12	GEORGIA SOUTHERN	L	73-78	6026
F-Throws made per game	17.1	13.9	12/22/12	vs Bradley	Wot	66-65	0
REBOUNDS	756	755	12/23/12	vs Colorado State	L	52-88	0
Rebounds per game	37.8	37.8	12/29/12	vs BYU	L	71-97	15684
Rebounding margin	+0.1	-	* 01/05/13	at Maryland	L	71-94	17950
ASSISTS	223	277	* 01/09/13	BOSTON COLLEGE	L	75-86	6054
Assists per game	11.2	13.9	* 1/12/13	at Georgia Tech	Wot	70-65	7675
TURNOVERS	251	219	* 01/19/13	WAKE FOREST	w	66-65	6418
Turnovers per game	12.6	11.0	* 01/24/13	VIRGINIA	L	58-74	7222
Turnover margin	-1.6	-	* 1/27/13	at Clemson	L	70-77	7980
Assist/turnover ratio	0.9	1.3	* 01/30/13	MIAMI	L	64-73	5436
STEALS	87	103					
Steals per game	4.4	5.2					
BLOCKS	80	73					
Blocks per game	4.0	3.7					
ATTENDANCE	76160	64002					
Home games-Avg/Game	12-6347	5-9664					
Neutral site-Avg/Game	-	3-5228					

* - Conference game

Score by Periods	1st	2nd	OT	Totals
Virginia Tech	659	791	26	1476
Opponents	691	773	20	1484

THE STAT CREW SYSTEM
Virginia Tech Combined Team Statistics (as of Jan 30, 2013)
Conference games

RECORD:	OVERALL	HOME	AWAY	NEUTRAL
ALL GAMES	2-5	1-3	1-2	0-0
CONFERENCE	2-5	1-3	1-2	0-0
NON-CONFERENCE	0-0	0-0	0-0	0-0

##	Player	gp-gs	min	avg	Total		3-Point		F-Throw		Rebounds			pf	dq	a	to	blk	stl	pts	avg		
					fg-fga	fg%	3fg-fga	3fg%	ft-fga	ft%	off	def	tot									avg	
11	Erick Green	7-7	266	38.0	64-126	.508	16-32	.500	48-64	.750	5	24	29	4.1	11	0	24	13	1	6	192	27.4	
31	Jarell Eddie	7-7	231	33.0	31-76	.408	11-34	.324	22-27	.815	8	31	39	5.6	15	0	7	17	1	1	95	13.6	
01	Robert Brown	6-3	170	28.3	15-58	.259	3-21	.143	9-13	.692	3	8	11	1.8	13	0	13	13	0	2	42	7.0	
04	Cadarian Raines	7-5	163	23.3	20-37	.541	0-0	.000	1-6	.167	18	33	51	7.3	20	1	5	10	8	2	41	5.9	
42	C.J. Barksdale	6-6	142	23.7	11-24	.458	0-0	.000	6-9	.667	10	20	30	5.0	18	2	4	6	2	0	28	4.7	
02	Joey van Zegeren	7-3	135	19.3	12-24	.500	0-0	.000	6-13	.462	10	14	24	3.4	21	1	0	14	3	0	30	4.3	
10	Marquis Rankin	7-4	165	23.6	7-24	.292	6-15	.400	2-4	.500	3	8	11	1.6	19	0	9	8	0	10	22	3.1	
22	Christian Beyer	7-0	82	11.7	7-16	.438	1-4	.250	4-6	.667	9	17	26	3.7	7	0	2	1	1	1	19	2.7	
25	Will Johnston	6-0	43	7.2	2-7	.286	1-5	.200	0-1	.000	0	1	1	0.2	4	0	2	0	0	0	5	0.8	
33	Marshall Wood	3-0	28	9.3	0-5	.000	0-2	.000	0-3	.000	1	2	3	1.0	3	0	2	1	0	1	0	0.0	
24	Joey Racer	1-0	0	0.0	0-0	.000	0-0	.000	0-0	.000	0	0	0	0.0	1	0	0	0	0	0	0	0.0	
Team											11	11	22										
Total.....		7	1425		169-397	.426	38-113	.336	98-146	.671	78	169	247	35.3	132	4	68	83	16	23	474	67.7	
Opponents.....		7	1425		181-403	.449	63-156	.404	109-159	.686	76	172	248	35.4	118	-	106	60	34	38	534	76.3	

TEAM STATISTICS	VT	OPP	Date	Opponent	Score	Att.
SCORING	474	534	* 01/05/13	at Maryland	L 71-94	17950
Points per game	67.7	76.3	* 01/09/13	BOSTON COLLEGE	L 75-86	6054
Scoring margin	-8.6	-	* 1/12/13	at Georgia Tech	Wot 70-65	7675
FIELD GOALS-ATT	169-397	181-403	* 01/19/13	WAKE FOREST	W 66-65	6418
Field goal pct	.426	.449	* 01/24/13	VIRGINIA	L 58-74	7222
3 POINT FG-ATT	38-113	63-156	* 1/27/13	at Clemson	L 70-77	7980
3-point FG pct	.336	.404	* 01/30/13	MIAMI	L 64-73	5436
3-pt FG made per game	5.4	9.0	* - Conference game			
FREE THROWS-ATT	98-146	109-159				
Free throw pct	.671	.686				
F-Throws made per game	14.0	15.6				
REBOUNDS	247	248				
Rebounds per game	35.3	35.4				
Rebounding margin	-0.1	-				
ASSISTS	68	106				
Assists per game	9.7	15.1				
TURNOVERS	83	60				
Turnovers per game	11.9	8.6				
Turnover margin	-3.3	-				
Assist/turnover ratio	0.8	1.8				
STEALS	23	38				
Steals per game	3.3	5.4				
BLOCKS	16	34				
Blocks per game	2.3	4.9				
ATTENDANCE	25130	33605				
Home games-Avg/Game	4-6282	3-11202				
Neutral site-Avg/Game	-	0-0				

Score by Periods	1st	2nd	OT	Totals
Virginia Tech	206	253	15	474
Opponents	243	281	10	534

THE STAT CREW SYSTEM
Virginia Tech Team Game-by-Game Comparison (as of Jan 30, 2013)
All games

Opponent	1st	2nd	Score	Mar	Total FG	FG Pct	3-Pointers	3FG Pct	Free Throws	FT Pct	Rebounds	Assist	T/Over	Block	Steal	Fouls
EAST TENNESSEE STATE	43/28	37/34	80-62	+18	27-58/24-62	.466/.387	10-25/3-16	.400/.188	16-24/11-25	.667/.440	37/39 (2)	19/12	10/12	1/1	5/5	20/18
RHODE ISLAND	36/24	33/26	69-50	+19	26-57/20-59	.456/.339	7-21/1-21	.333/.048	10-17/9-16	.588/.563	42/37 +5	14/4	9/10	9/2	5/3	15/18
VMI	46/30	49/50	95-80	+15	36-68/30-73	.529/.411	11-24/8-37	.458/.216	12-15/12-15	.800/.800	44/33 +11	16/15	13/10	2/6	7/5	15/13
UNCG	45/41	51/46	96-87	+9	24-53/32-75	.453/.427	14-22/11-35	.636/.314	34-42/12-17	.810/.706	41/38 +3	13/16	14/9	8/0	4/5	15/25
APPALACHIAN STATE	41/38	46/38	87-76	+11	26-52/28-60	.500/.467	5-18/8-22	.278/.364	30-39/12-21	.769/.571	27/35 (8)	16/6	13/19	3/2	7/5	19/26
IOWA	46/38	49/41	95-79	+16	32-61/31-64	.525/.484	4-15/4-22	.267/.182	27-30/13-18	.900/.722	36/30 +6	12/16	9/10	3/5	6/2	20/23
OKLAHOMA STATE	32/36	49/35	81-71	+10	24-55/28-66	.436/.424	6-16/4-23	.375/.174	27-33/11-15	.818/.733	41/31 +10	8/13	12/8	6/5	5/5	16/23
West Virginia	24/30	43/38	67-68	(1)	27-65/24-68	.415/.353	5-18/10-24	.278/.417	8-10/10-18	.800/.556	38/49 (11)	15/15	6/7	8/5	3/2	17/12
MISSISSIPPI VALLEY STATE	30/24	40/25	70-49	+21	23-60/18-70	.383/.257	2-12/4-29	.167/.138	22-30/9-14	.733/.643	51/45 +6	10/6	15/14	9/5	4/5	19/20
GEORGIA SOUTHERN	27/35	46/43	73-78	(5)	27-68/25-57	.397/.439	6-27/11-26	.222/.423	13-17/17-27	.765/.630	38/41 (3)	7/15	13/17	4/3	5/3	23/17
Bradley	25/35	30/20	66-65	+1	23-56/23-63	.411/.365	4-16/8-23	.250/.348	16-25/11-18	.640/.611	43/36 +7	10/13	24/20	3/3	6/12	16/18
Colorado State	27/33	25/55	52-88	(36)	19-53/30-63	.358/.476	6-21/11-24	.286/.458	8-16/17-27	.500/.630	32/45 (13)	4/22	15/6	4/2	1/7	21/15
BYU	31/56	40/41	71-97	(26)	24-63/33-71	.381/.465	2-20/7-19	.100/.368	21-38/24-29	.553/.828	39/48 (9)	11/18	15/17	4/0	6/6	19/25
Maryland	37/53	34/41	71-94	(23)	25-67/31-60	.373/.517	4-19/10-23	.211/.435	17-24/22-28	.708/.786	38/41 (3)	7/18	11/11	1/4	5/2	19/17
BOSTON COLLEGE	26/32	49/54	75-86	(11)	29-56/29-60	.518/.483	7-14/8-22	.500/.364	10-15/20-35	.667/.571	34/33 +1	14/17	17/5	1/3	0/9	26/14
Georgia Tech	22/25	33/30	70-65	+5	24-58/22-61	.414/.361	3-16/8-24	.188/.333	19-24/13-21	.792/.619	43/32 +11	9/13	12/9	4/6	4/6	16/19
WAKE FOREST	31/37	35/28	66-65	+1	27-60/25-68	.450/.368	4-13/7-19	.308/.368	8-16/8-12	.500/.667	38/43 (5)	12/14	7/8	6/1	4/4	11/15
VIRGINIA	25/34	33/40	58-74	(16)	19-43/26-51	.442/.510	5-15/11-23	.333/.478	15-24/11-18	.625/.611	32/24 +8	6/21	14/6	0/3	3/9	17/18
Clemson	33/33	37/44	70-77	(7)	21-60/22-49	.350/.449	5-16/10-21	.313/.476	23-32/23-29	.719/.793	33/42 (9)	9/11	5/9	2/9	3/2	25/23
MIAMI	32/29	32/44	64-73	(9)	24-53/26-54	.453/.481	10-20/9-24	.500/.375	6-11/12-16	.545/.750	29/33 (4)	11/12	17/12	2/8	4/6	18/12

Note: Game totals are displayed in the format TEAM/OPPONENT for each category

THE STAT CREW SYSTEM
Virginia Tech Points-Rebounds-Assists (as of Jan 30, 2013)
All games

Opponent	Date	Score		01	02	04	05	10	11	14
				BROWN,ROBE	ZEGEREN,JO	RAINES,CAD	PATRICK,MA	RANKIN,MAR	GREEN,ERIC	DONLON,GRE
EAST TENNESSEE STATE	11/10/12	80-62	w	16-2-5	6-2-0	9-4-0	0-0-1	DNP	21-2-6	DNP
RHODE ISLAND	11/12/12	69-50	w	12-4-4	2-6-0	10-12-2	2-0-0	DNP	25-3-4	DNP
VMI	11/15/12	95-80	w	11-4-4	4-8-1	14-10-0	0-1-1	0-0-0	23-4-6	0-0-0
at UNCG	11/19/12	96-87	w	10-2-3	2-1-0	9-9-0	DNP	2-0-0	26-3-6	DNP
APPALACHIAN STATE	11/23/12	87-76	w	9-2-6	2-0-0	3-2-0	DNP	0-0-2	27-4-4	DNP
IOWA	11/27/12	95-79	w	18-0-2	10-3-0	9-6-0	DNP	5-0-2	24-5-5	DNP
OKLAHOMA STATE	12/01/12	81-71	w	18-6-0	2-0-0	10-6-1	DNP	0-0-0	28-7-0	DNP
at West Virginia	12/8/12	67-68	L	21-3-1	2-2-0	8-8-0	DNP	0-4-2	23-4-10	DNP
MISSISSIPPI VALLEY STAT	12/10/12	70-49	w	4-4-2	9-7-0	0-4-1	0-2-0	10-2-1	23-5-4	0-1-0
GEORGIA SOUTHERN	12/15/12	73-78	L	4-2-2	2-5-1	0-3-0	DNP	5-2-0	28-7-4	DNP
vs Bradley	12/22/12	66-65	w	2-2-4	2-5-0	16-9-2	DNP	0-1-1	31-8-2	DNP
vs Colorado State	12/23/12	52-88	L	0-3-0	2-2-0	2-4-0	0-0-0	3-0-1	26-5-3	0-0-0
vs BYU	12/29/12	71-97	L	13-5-1	7-4-0	0-5-0	0-1-0	2-0-0	12-1-6	1-0-0
at Maryland	01/05/13	71-94	L	11-2-1	10-5-0	8-13-0	DNP	3-3-3	28-3-2	DNP
BOSTON COLLEGE	01/09/13	75-86	L	DNP	7-4-0	2-3-0	DNP	4-2-1	24-3-9	DNP
at Georgia Tech	1/12/13	70-65	w	10-3-3	4-1-0	8-6-2	DNP	0-3-2	28-5-1	DNP
WAKE FOREST	01/19/13	66-65	w	4-0-3	5-2-0	8-13-3	DNP	2-0-1	22-3-3	DNP
VIRGINIA	01/24/13	58-74	L	0-1-0	2-5-0	4-4-0	DNP	6-0-0	35-9-1	DNP
at Clemson	1/27/13	70-77	L	9-4-2	0-1-0	1-4-0	DNP	7-1-0	25-4-5	DNP
MIAMI	01/30/13	64-73	L	8-1-4	2-6-0	10-8-0	DNP	0-2-2	30-2-3	DNP

Opponent	Date	Score		22	24	25	31	33	42
				BEYER,CHRI	RACER,JOEY	JOHNSTON,W	EDDIE,JARE	WOOD,MARSH	BARKSDALE,
EAST TENNESSEE STATE	11/10/12	80-62	w	0-1-0	3-0-0	3-0-2	17-10-2	5-6-2	0-3-1
RHODE ISLAND	11/12/12	69-50	w	0-1-0	0-0-0	3-1-0	9-8-3	4-3-0	2-1-1
VMI	11/15/12	95-80	w	0-0-0	0-0-0	9-0-0	17-8-3	6-2-0	11-6-1
at UNCG	11/19/12	96-87	w	DNP	DNP	9-0-0	28-5-2	5-11-1	5-6-1
APPALACHIAN STATE	11/23/12	87-76	w	0-0-0	DNP	0-0-0	23-2-0	13-8-2	10-7-2
IOWA	11/27/12	95-79	w	DNP	DNP	3-0-0	11-7-3	4-4-0	11-7-0
OKLAHOMA STATE	12/01/12	81-71	w	DNP	DNP	0-0-1	15-12-4	8-5-0	0-1-2
at West Virginia	12/8/12	67-68	L	DNP	DNP	DNP	5-2-2	2-2-0	6-8-0
MISSISSIPPI VALLEY STAT	12/10/12	70-49	w	2-5-0	0-0-0	0-1-0	8-10-0	8-3-1	6-3-1
GEORGIA SOUTHERN	12/15/12	73-78	L	DNP	DNP	0-0-0	21-8-0	3-1-0	10-9-0
vs Bradley	12/22/12	66-65	w	3-9-1	DNP	DNP	12-5-0	DNP	0-1-0
vs Colorado State	12/23/12	52-88	L	0-4-0	1-1-0	4-1-0	10-5-0	DNP	4-5-0
vs BYU	12/29/12	71-97	L	9-11-2	2-0-0	6-1-0	17-7-2	DNP	2-0-0
at Maryland	01/05/13	71-94	L	6-7-0	DNP	0-0-0	5-2-1	DNP	DNP
BOSTON COLLEGE	01/09/13	75-86	L	6-8-2	DNP	5-0-1	21-6-1	DNP	6-4-0
at Georgia Tech	1/12/13	70-65	w	0-2-0	DNP	0-1-0	9-7-1	DNP	11-10-0
WAKE FOREST	01/19/13	66-65	w	3-4-0	DNP	0-0-0	18-9-0	DNP	4-5-2
VIRGINIA	01/24/13	58-74	L	0-0-0	DNP	0-0-1	9-9-2	0-0-0	2-3-2
at Clemson	1/27/13	70-77	L	4-4-0	DNP	0-0-0	19-2-0	0-3-2	5-6-0
MIAMI	01/30/13	64-73	L	0-1-0	0-0-0	DNP	14-4-2	0-0-0	0-2-0