



HOKIE HOOPS

2012-13 GAME NOTES

Virginia Tech
(11-8, 2-4)

VS.

Miami
(15-3, 6-0)



Wed., Jan. 30, 2013 • 9 p.m.
Cassell Coliseum (9,847), Blacksburg, Va.

Series vs. UM: UM, 11-10 Series Streak: UM, one
Last Meeting vs. the Canes: UM, 65-49, 2-9-2012, BankUnited Center
Live Stats: hokiesports.com Sirius: 113



Hokies return to Cassell Coliseum to host nationally-ranked Miami

NOTING THE HOKIES

About Tonight's Game

The Hokies are 11-8 on the season and 2-4 in ACC play after losing at Clemson, 77-70 on Sunday afternoon.

Miami is 15-3 overall and 6-0 in ACC action after a 71-47 win over Florida State on Sunday. The Hurricanes enter the game ranked 14th in the AP poll and 15th in the coaches poll.

Clemson 77, Virginia Tech 70

Erick Green scored 25 points in the loss at Clemson. Jarell Eddie added 19 points in the loss. The Hokies committed just five turnovers in the game, but the Tigers out rebounded Tech, 42-33 and held the Hokies to 35 percent from the floor.

Wood Returns

Virginia Tech freshman forward **Marshall Wood**, who fractured the third metatarsal in his left foot in the loss to Georgia Southern on Dec. 15, returned to action in the loss to Virginia. Wood played seven minutes in his return.

Green Notes

Erick Green leads the ACC and the nation in scoring. Green has scored 20-or-more points in 18 games of the 19 games this season.

Honors for Green

Erick Green has been named a watch list finalist for the Bob Coussey Award, given annually to the top point guard in the nation. Green has also been named to the John R. Wooden Award's Midseason Top 25. Wooden Award given to nation's best player.

Odds & Ends

Erick Green's 35 points in the loss to Virginia marks the most points by an ACC player in a game this season. Green has two of the ACC's five 30-plus point games this season. The Hokies' two largest comeback victories this season have come in their two overtime games, both victories. Tech was down 13 points against Bradley and 11 points at Georgia Tech. The Hokies have played in two of the four overtime games played this season by ACC teams. Tech defeated Georgia Tech in the only ACC conference overtime game this season.

Hokie Probables

| | | | | | |
|---|----|--|-------|-----|-----------------|
| F | 31 | Jarell Eddie 14.4 ppg, 6.5 rpg, 1.4 apg | Jr. | 6-7 | Charlotte, N.C. |
| F | 42 | C.J. Barksdale 5.3 ppg, 4.7 rpg, .542 FG% | So. | 6-8 | Danville, Va. |
| F | 4 | Cadarian Raines 6.4 ppg, 6.6 rpg, 1.0 bspg | r-Jr. | 6-9 | Petersburg, Va. |
| G | 10 | Marquis Rankin 2.9 ppg, 1.1 rpg, 0.9 apg | So. | 6-1 | Charlotte, N.C. |
| G | 11 | Erick Green 25.2 ppg, 4.5 rpg, 4.3 apg | Sr. | 6-4 | Winchester, Va. |

2012-13 Schedule & Results (11-8, 2-4 ACC)

| Date | Opponent | | |
|---|------------------------------|--------|------------|
| 11/10 | ETSU (ESPN3) | W | 80-62 |
| 11/12 | RHODE ISLAND (ESPN3) | W | 69-50 |
| 11/15 | VMI (ESPN3) | W | 95-80 |
| 11/19 | at UNC Greensboro (ESPN3) | W | 96-87 |
| 11/23 | APPALACHIAN ST. (ESPN3) | W | 87-76 |
| Big Ten/ACC Challenge | | | |
| 11/27 | IOWA% (ESPN3) | W | 95-79 |
| 12/ 1 | 15/17 OKLA. ST. (ESPN3) | W | 81-71 |
| 12/ 8 | at West Virginia (ESPN2) | L | 67-68 |
| Continental Tire Las Vegas Classic (Blacksburg, Va.) | | | |
| 12/10 | MISS.VALLEY ST.# (ESPN3) | W | 70-49 |
| 12/15 | GA. SOUTHERN# (ESPN3) | L | 73-78 |
| Continental Tire Las Vegas Classic (Las Vegas, Nev.) | | | |
| 12/22 | Bradley# | W | 66-65 (OT) |
| 12/23 | Colorado State (CBS SN) | L | 52-88 |
| 12/29 | BYU (Salt Lake City) (ESPN3) | L | 71-97 |
| 1/ 5 | at Maryland* (ACCN) | L | 71-94 |
| 1/ 9 | BOSTON COLLEGE* (RSN) | L | 75-86 |
| 1/12 | at Georgia Tech* (ACCN) | W | 70-65 (OT) |
| 1/19 | WAKE FOREST* (ACCN) | W | 66-65 |
| 1/24 | VIRGINIA* (ACCN) | L | 58-74 |
| 1/27 | at Clemson* (ACCN) | L | 70-77 |
| 1/30 | #14/15 MIAMI* | 9 p.m. | RSN |
| 2/ 2 | at North Carolina* | noon | ACCN |
| 2/ 7 | MARYLAND* | 9 p.m. | ACCN |
| 2/ 9 | GEORGIA TECH* | 1 p.m. | RSN |
| 2/12 | at Virginia* | 7 p.m. | ESPNU |
| 2/16 | at NC State* | 2 p.m. | ESPN/ESPN2 |
| 2/21 | DUKE* | 9 p.m. | ESPN/ESPN2 |
| 2/24 | FLORIDA STATE* | 6 p.m. | ESPNU |
| 2/27 | at Miami* | 7 p.m. | RSN |
| 3/ 2 | CLEMSON* | 8 p.m. | RSN |
| 3/ 5 | at Duke* | 7 p.m. | ESPNU |
| 3/10 | at Wake Forest* | 2 p.m. | ACCN |
| ACC Tournament - Greensboro, N.C. | | | |
| 3/14- | | TBA | ACCN/ESPNU |
| 3/18 | | | |

* - Atlantic Coast Conference Games

% - Big Ten/ACC Challenge, Blacksburg, Va.

- Continental Tire Las Vegas Classic

All times are EST and are subject to change

Television/Internet

Regional sports networks/ESPN3

Mike Hogewood & Dan Bonner



Radio

Virginia Tech IMG Sports Network
Bill Roth & Mike Burnop

Follow us on twitter

@VT_MBBall



Virginia Tech Athletics Communications

Primary Contact

Bill Dyer - Associate Director
wdyer@vt.edu

(o) - 540-231-8853

(c) - 540-998-5906

Secondary Contact

Rachel Perreault - Assistant Director
rachelp5@vt.edu

(o) - 540-231-2228

Last Time Out: Clemson 77, VT 70

The Hokies dropped a tough one at Clemson on Sunday afternoon, 77-70 in Littlejohn Coliseum ... **Erick Green** led the Hokies with 25 points and **Jarell Eddie** added 19 points ... Tech fell behind 12-0 at the start, but the game was tied at the half ... The contest was close throughout the second half, but Clemson made free throws down the stretch to claim the win.

35 for Green

Erick Green scored 35 points in the loss to Virginia, setting a new career-high for the senior ... His previous high was 31 points in the overtime win over Bradley earlier this season in Las Vegas ... The 35 points marks the most points scored by an ACC player this season ... Green has two of the five 30-plus point games in the ACC this season, the only player with two such games ... The 35 points is the most points by a Virginia Tech player since Dorenzo Hudson scored 41 points in a 103-94 overtime win over Seton Hall in Cancun, Mexico on Jan. 2, 2010 ... It is the most points by a Hokie since Malcolm Delaney scored 37 points in an 86-82 home loss to No. 12 Clemson on Jan. 29, 2009 ... In the loss to Virginia, Green also set a new career-high with nine rebounds.



Erick Green

Leading the Way

Erick Green enters tonight's game leading the nation in scoring, averaging 25.2 points per game ... Only one other ACC player has led the nation in scoring, South Carolina's Grady Wallace led the nation in scoring (31.2 ppg) in the 1956-57 season ... Green is also leading the ACC in scoring ... Only one Hokie, Malcolm Delaney, has ever led the ACC in scoring ... Delaney averaged 20.2 ppg in the 2010 season ... The last ACC player to average more than 25 points per game in a season was J.J. Redick of Duke, who averaged 26.8 ppg as a senior in 2006.

1,400 and Climbing

Erick Green scored 23 points in the win over VMI and in doing so, he became the 43rd player in Virginia Tech history to reach the 1,000 career point plateau ... Green now has 1,420 career points ... In the loss at Clemson, Green scored his 1,400th point and passed Deron Washington into 19th place on the Tech all-time scoring list ... He is one of 20 players to score at least 1,400 points for the Hokies.

Wood Returns

Freshman forward **Marshall Wood** returned to action in the Hokies' loss to Virginia on Jan. 24, playing seven minutes ... He increased that to 13 minutes at Clemson ... He had fractured the third metatarsal in his left foot on Dec. 15 ... The injury, which did not require surgery, was suffered in the loss to Georgia Southern on Dec. 15 ... He dressed in the game against Wake Forest, but was not cleared to play against the Demon Deacons.



Marshall Wood

Better After the Break

Erick Green leads the nation and the ACC in scoring ... In ACC games this season, Green has scored 162 points, for an average of 27.0 points per game ... In those six games, he has scored 62 first half points and 100 second half points ... 61.7 percent of his total ACC points have come in the second half (and the one overtime session in the win at Georgia Tech).

Low Board Totals

In the Hokies' loss to Virginia on Thursday night, Tech out rebounded the Cavaliers, 32-24 ... The 56 total rebounds is a season low ... The 24 total rebounds by UVa are the fewest rebounds allowed by the Hokies since Tech allowed the Cavaliers 24 rebounds in the Hokies' home loss to UVa last season ... The last time Tech allowed less than 24 rebounds in a game was on Feb. 12, 2012, when the Hokies allowed Boston College 19 rebounds in a home win over the Eagles.

Knowing the Opposition's Coach

James Johnson is somewhat familiar with Miami head basketball coach Jim Larranaga ... Johnson was a two-year member of Larranaga's staff at George Mason, including the 2005-06 season, when the Patriots competed in the 2006 Final Four ... This is the second consecutive game that Johnson has faced a coach for which he had previously worked ... Johnson joined Brad Brownell's staff at Clemson in mid-April of 2012, coming from his first stint at Virginia Tech ... However, a few days later, the opportunity arose for Johnson to return to Blacksburg to become the Hokies' head coach.



James Johnson

This Year vs. Last Year

Erick Green has scored 479 points so far in 19 games this season ... Last season, when he led the team in scoring as a junior, Green totaled 483 points ... He has already made and attempted more free throws than last year.

Hokies vs. Ranked Teams

With the win over No. 15/17 Oklahoma State, the Hokies are 13-39 against nationally ranked teams since joining the ACC for the 2004-05 season ... Tech is 30-147 all-time against teams ranked in the AP poll ... The win over Oklahoma State was the first time this season the Hokies had faced a ranked opponent ... These numbers are only for teams ranked in the AP poll.

Hokies vs. No. 14 Teams

The University of Miami enters tonight's game ranked 14th in the AP poll and 15th in the coaches poll ... The Hokies are 2-4 all-time against teams ranked No. 14 in the AP poll ... Tech has lost its last three against No. 14 teams, most recently an 82-64 loss to No. 14 Gonzaga in the 2007 Great Alaska Shootout ... Tech is 1-1 all-time in home games against No. 14 teams ... The lone win was a 63-61 win over No. 14 George Washington on Jan. 13, 1956 in War Memorial Gym ... Tech has never played an ACC team ranked No. 14.

Scoring Combos

The Virginia Tech combo of **Erick Green** and **Jarell Eddie** are averaging 39.6 points per game ... They are the highest-scoring set of teammates in the ACC this season ... The duo of Mason Plumlee and Seth Curry of Duke are averaging 33.1 ppg ... Green leads the ACC and Eddie is 10th in scoring ... The duo also has combined for 22, 20-or-more point games ... That leads the ACC, eight ahead of the 13 by Curry and Plumlee.



Jarell Eddie

Four Doubles is Rare

When **C.J. Barksdale** recorded his first career double-double in the overtime win at Georgia Tech, he became the fourth Hokie to record a double-double this season (and the third to record his first career double-double this season) ... This is the first season since the 2007-08 season that four different Hokies have recorded a double-double (J.T. Thompson, Jeff Allen, A.D. Vassallo and Deron Washington) ... That season was the third consecutive year that the Hokies had four players record double-doubles.



C.J. Barksdale

The Series vs. Miami

The Hurricanes hold an 11-10 advantage against the Hokies in the all-time series ... The Hokies lost the last meeting, 65-49, in Coral Gables last season ... Tech is 5-4 in home games in the series and has won the last two in Blacksburg ... The Hokies are 9-5 against Miami since joining the ACC ... All 21 games in this series have been played since 2000, when the Hokies joined the Big East Conference ... Miami and Virginia Tech joined the ACC in the 2004-05 season.

Hokies and Hurricanes Keep It Close

The series between the Hokies and Hurricanes has had a habit of producing close games ... Since Tech joined the Big East Conference in the 2000-01 season, the teams have met a total of 21 times, with Miami holding an 11-10 overall lead... In those games, the Hokies have scored 1,483 points and Miami has scored 1,486 points and average score in the series is 70.8 - 70.6.

Improving on Good

Entering tonight's game, **Erick Green** is, statistically by scoring, the most improved player in the ACC ... Green averaged 15.6 points per game last season and has improved that to 25.2 ppg this season ... That is an increase of 9.6 ppg ... James Michael McAdoo of North Carolina has increased his scoring average this season, going from 6.1 ppg to 14.6 ppg, an increase of 8.5 ppg.

Finally a Two

Sophomore walk-on **Will Johnston** has earned significant playing time this season and a lot has been his three-point shooting ... In Johnston's career, he has made 14 field goals and all but one of them have been three-pointers ... He hit a career-high three, three-pointers in the win over VMI, for career-high nine points in a career-high 19 minutes of action ... He equalled the number of threes in the next game, as he hit three, three-pointers in the first half of the win at UNCG ... In the loss to Boston College, Johnston attempted his first two-pointer of the season and later in the game, made his first two-point field goal of the season.



Will Johnston

Getting There is Half the Battle

Erick Green is averaging 8.9 free throw attempts per game this season, best in the ACC ... Mason Plumlee of Duke gets to the charity stripe the second-most in the league, at 7.4 ftpg ... Green is shooting 81.8 percent from the line this season, while Plumlee is shooting 62.9 percent from the line.

Tying a Long-Held Mark

To open the 2012-13 season, **Erick Green** scored 20-or-more points in the first 12 games ... That tied the school record for games with consecutive 20-or-more points, set by Bob Ayersman in the 1958-59 season ... That was also the school record for most consecutive 20-plus point games at any time in a season at Virginia Tech ... In the win over Bradley in the semifinal of the Continental Tire Las Vegas Classic, Green scored a career-high 31 points, the first time in his career that he had scored 30-or-more-points in a game ... He set a new career high with 35 points in the loss to Virginia ... After snapping the streak in the loss at BYU, Green has scored 20-or-more points in each of the last six games, all ACC league games ... The Virginia game, in which Green scored a career-high 35 points, was the second career game with 30-or-more points ... The Clemson game was the 25th career game of 20-or-more points and the 75th time in his collegiate career that he has scored in double figures.

2x5 is Rare

In the loss at Clemson on Sunday, both **Cadarian Raines** and **Joey van Zegeren** fouled out of the game ... It marked the first time that two Hokies had fouled out of the same game since Terrell Bell and Jeff Allen fouled out of a 73-57 loss at No. Kansas State on Nov. 16, 2010 ... The last time two Hokies had fouled out of an ACC game was on Feb. 8, 2009, when Jeff Allen and Cheick Diakite fouled out of a 91-87 home win over NC State.

Johnson's Debut

The season-opening victory against ETSU was the debut of **James Johnson** as the head coach of the Hokies ... Johnson, a former assistant and associate head coach with the Hokies, was named to the position on May 2, 2012 ... Johnson is now 11-8 as the coach of the Hokies and 1-0 against nationally-ranked teams ... He earned his first ACC victory in the overtime win at Georgia Tech and his first ACC home win over Wake Forest ... He brings with him 19 years experience as an assistant coach ... He is the only new coach in the ACC this season ... For a full bio on Johnson, please page 9 of this release.

Interesting Free Throw Note

In the Hokies' win over Wake Forest, Tech made eight of 16 free throw attempts, for 50 percent from the line ... The last time Tech shot 50 percent or worse from the line and won that basketball game came on Feb. 26, 2011 in Cassell Coliseum, when the Hokies made just eight of 19 attempts from the line and defeated No. 1 Duke, 64-60.

Their Time to Shine

Head coach **James Johnson** repeatedly tells his players that at some time this season, every one of them will be called upon to help this team win a basketball game ... In the win over Mississippi Valley State, it was **Christian Beyer** and **Marcus Patrick's** turn ... The duo of walk-ons came off the bench in the first half to provide a spark for the Hokies ... Patrick played a career-high 10 minutes in the game and grabbed a pair of rebounds, while Beyer, who also played a then-career-high 10 minutes, scored two points, blocked a shot and grabbed five rebounds, third-most on the team.



Marcus Patrick

More on Beyer

To take that one step further, **Christian Beyer** had the best game of his short Virginia Tech (to date) career, as he scored three points and grabbed nine rebounds in 27 minutes of action in the overtime win over Bradley ... He also led the Hokies with two steals ... Beyer had played a combined 15 minutes in the first 10 games of the season ... Add in the 25 minutes he played in the loss to Colorado State and Beyer averaged 26.0 minutes and 6.5 rebounds per game in Las Vegas ... In the loss at BYU, Beyer scored a career-high nine points and grabbed a career-high 11 rebounds ... He had six points and seven rebounds in the loss at Maryland and six points and eight rebounds in the loss to Boston College ... He has grabbed 50 of his 52 rebounds in his last eight games.



Christian Beyer

Hokies' All-Time Record

Virginia Tech is now 1355-1116 all-time in collegiate basketball, good for a .548 winning percentage ... This is the Hokies' 104th season of men's basketball.

Hot Shooting, Wrong Outcome

Virginia Tech shot 51.8 percent from the field in the loss to Boston College, including 64.3 percent in the second half ... That is the first time the Hokies shot at least 50 percent from the field in a game and lost since Jan. 29, 2009, when the Hokies shot 50.8 percent from the field in an 86-82 loss in Cassell Coliseum to No. 12 Clemson ... The last time the Hokies shot better than 51.8 percent from the field in a game in which they lost was on Feb. 9, 2008, a 74-71 loss to Miami.

The Hokies

Under James Johnson

| | |
|---|------|
| VT outrebounds opponent..... | 8-2 |
| Opponent outrebounds VT | 3-6 |
| Rebounds are equal..... | 0-0 |
| VT leads at the half..... | 7-0 |
| VT trails at the half..... | 4-7 |
| Game is tied at the half..... | 0-1 |
| VT shoots 50% or better | 3-1 |
| VT outshoots opponent..... | 11-2 |
| Opponent outshoots VT | 0-6 |
| VT holds opp. under 40%..... | 6-1 |
| VT scores 100+ points..... | 0-0 |
| VT scores 90-99 points..... | 3-0 |
| VT scores 80-89 points..... | 3-0 |
| VT scores 70-79 points..... | 2-5 |
| VT scores 60-69 points..... | 3-1 |
| VT scores less than 60 points | 0-2 |
| Opponent scores 100+ points..... | 0-0 |
| Opponent scores 90-99 points..... | 0-2 |
| Opponent scores 80-89 points..... | 2-2 |
| Opponent scores 70-79 points..... | 3-3 |
| Opponent scores 60-69 points..... | 4-1 |
| Opp. scores less than 60 points..... | 2-0 |
| VT in games 5-or-fewer points or OT | 3-2 |
| VT at home..... | 8-3 |
| VT on the road..... | 2-3 |
| VT at a neutral site..... | 1-2 |
| Overtime games..... | 2-0 |
| VT against conference foes..... | 2-4 |
| VT on television/internet..... | 10-8 |
| VT vs. ranked teams (AP only)..... | 1-0 |
| VT as a ranked team (AP only)..... | 0-0 |

Attendance Figures

Virginia Tech, like other ACC schools, announces total tickets distributed at home games ... That includes season tickets, individual game tickets and student tickets.

What's Up Next?

The Hokies travel to Chapel Hill to take on the Tar Heels at the Smith Center ... Tip time is noon and the game will be televised by The ACC Network and ESPN3.

VT vs. The Conferences

| | |
|--|-------------|
| ACC REGULAR SEASON..... | 2-4 |
| Atlantic Sun (ETSU) | 1-0 |
| Atlantic 10 (URI) | 1-0 |
| Big 12 (Oklahoma State, West Virginia)..... | 1-1 |
| Big South (VMI) | 1-0 |
| Big Ten (Iowa)..... | 1-0 |
| MVC (Bradley) | 1-0 |
| Mountain West Conference (Colorado State)..... | 0-1 |
| Southern (UNCG, App. St., Ga. Southern) | 2-1 |
| SWAC (Miss. Valley State) | 1-0 |
| West Coast (BYU) | 0-1 |
| Total..... | 11-8 |

Not Many at All

When the Hokies defeated Bradley, 66-65, in overtime in the Las Vegas Classic, it marked the fewest points Tech had scored in an overtime victory since defeating Marquette, 65-64, in overtime in the finals of the 1995 NIT in Madison Square Garden ... Both of Virginia Tech's NIT championships were won in overtime ... The last time Tech won any game scoring 66-or-fewer points was a 66-65 win over Boston College in Blacksburg last season.

It's Been A While

With his career-high 10 assists in the loss at West Virginia, **Erick Green** posted the first double-digit assist total by a Hokie since Malcolm Delaney had 10 assists in the NIT loss to Baylor on March 21, 2009 ... That was the second of Delaney's two 10-assist games.

Doubles from the Wing

Jarell Eddie recorded his second double-double of the season with 15 points and 12 rebounds in the win over No. 15/17 Oklahoma State ... In doing so, that marks the most double-doubles in a season by a Virginia Tech wing or back court player since A.D. Vassallo recorded three double-doubles in the 2008-09 season (Malcolm Delaney recorded two double-doubles that same season) ... The most double-doubles recorded by a Tech wing player in a single season since the Hokies joined the ACC in the 2004-05 season is six, by Deron Washington in the 2007-08 season ... **Erick Green** recorded his first career double-double in the loss at West Virginia, with 23 points and a career-high 10 assists.

Less Than 50

Virginia Tech defeated Mississippi Valley State, 70-49 ... The 49 points scored is the fewest the Hokies have allowed an opponent this season and the fewest since a 48-47 loss at No. 20 Florida State on Feb. 16, 2012 ... The last time the Hokies limited an opponent to fewer than 50 points and won was a 47-45 win over No. 15 Virginia on Jan. 22, 2012 in John Paul Jones Arena.

Sharp Dressed Men

Sophomore **Adam Smith** has joined the Hokie program, but he must sit out this season after transferring from UNC Wilmington ... He will have three seasons of eligibility beginning next fall ... He is able to practice with the Hokies this season ... Smith has already made a name for himself for his natty attire on the bench at Virginia Tech home games.



Adam Smith

Comfortable at the Line

Erick Green enters tonight's game shooting 80.1 percent from the free throw line for his career ... He has passed Brian Chase into eighth place in career free throw shooting percentage at Virginia Tech ... Green, along with junior wing **Jarell Eddie**, combined for 84.2 percent from the free throw line last season ... Eddie is 82.2 percent from the line in his career, but does not, at this point, have enough free throw attempts to qualify for the list ... Eddie's 86.8 percent from the line last season was the fifth-best season in Virginia Tech history ... This season, the duo is a combined 197-239 from the line, good for 82.4 percent.

All Together Now

When **Marquis Rankin** scored a career-high 10 points in the win over Mississippi Valley State, it marked the eighth different player to record a double-figure scoring game this season ... All eight scholarship players have now scored at least 10 points in a game this season.



Marquis Rankin

Grabbing Boards

When **Cadarian Raines** grabbed a career-high and team season-high 13 rebounds in the loss at Maryland, it marked the first time a Hokie had grabbed at least 13 rebounds in a game since **Jarell Eddie** grabbed 14 rebounds in a home loss to BYU on Jan. 25, 2012 ... Raines repeated the feat when he grabbed 13 rebounds in the win over Wake Forest.



Cadarian Raines

90 and 80

Virginia Tech won consecutive games, 95-80 over VMI and 96-87 at UNC Greensboro ... This was the first time since Feb. 13 and 15, 2011 that Tech has scored 90-or-more points in back-to-back games ... This was also the first time since Dec. 10 and 17, 1989 that the Hokies allowed opponents 80-or-more points in back-to-back victories ... Tech scored 96 points in the win, the first time that the Hokies had scored that many points in a true road game since defeating Liberty, 101-70, in Lynchburg on Jan. 28, 1995 ... The 87 points for UNCG are the most points scored by an opponent in a true road game Tech victory since Dec. 28, 1993, when Tech defeated Florida Atlantic, 115-87, in Boca Raton, Fla. ... This is the first time since the 1988-89 season that Tech has scored 90-or-more points in three of the first six games of the season.

A Little More on 80

Tech scored at least 80 points in five consecutive games from Nov. 15 through Dec. 1 ... That was the first time Tech had scored at least 80 points in five consecutive games since Dec. 5 through 19, 1987, when Tech won five straight games by those numbers.

That's a Low Percentage

When the Hokies held Mississippi Valley State to just 13.8 percent from three-point range, it marked the fifth time this season that Tech had held its opponent to under 20.0 percent from behind the three-point arc ... The last time the Hokies held an opponent to less than 15.0 percent from three-point range was on March 1, 2012, when Clemson went 0-10 from behind the arc ... Tech also held the Delta Devils to 25.7 percent from the field, the first time Tech has held an opponent to under 30.0 percent from the field since holding Eastern Michigan to 28.1 percent from the field on Dec. 22, 2011.

Rankin Getting Back in the Groove

Marquis Rankin did not play in the season opening win over ETSU due to family concerns ... He returned to action in the win over VMI, playing three minutes and played eight minutes in the win at UNCG ... In the win over Appalachian State, Rankin played 20 minutes and in the win over Iowa, Coach **James Johnson** credited Rankin for being a game-changer, despite having his minutes limited by early foul trouble ... Rankin has played 20 minutes in the wins over Iowa and Oklahoma State and a career-high 25 minutes in the loss at West Virginia ... In the win over Mississippi Valley State, Rankin recorded a career-high 10 points in 19 minutes of action ... Rankin got his first start of the season in the loss to Boston College, playing a season-high 30 minutes and played 24 minutes in a start in the Hokies' overtime win at Georgia Tech.

They Are Free, After All

In the win at UNCG, **Erick Green** made all 16 of his free throw attempts ... That is the second-best performance at the line in Tech history ... Rod Wheeler made all 18 of his attempts against Richmond on Dec. 28, 1990 ... Green made 37 free throw attempts earlier this season ... In the win at UNCG, **Jarell Eddie** made nine of his 10 attempts ... Tech was 34-of-42 from the line in that game, shooting 81.1 percent ... In the win over Iowa, the Hokies were 27-30 from the line, for 90.0 percent and in the win over No. 15/17 Oklahoma State, Tech was 27-33 from the line, for 81.1 percent and in the loss at West Virginia, Tech made eight of 10 attempts (80.0 percent).

500-Plus in the Cassell

The Hokies have a 526-160 overall record in Cassell, good for a .767 winning percentage ... Tech is 8-3 in Cassell Coliseum this season ... Tech was 11-7 last season and was 12-4 in Cassell the season before, the 50th year for the arena ... The win over Florida State on Jan. 8, 2011, was the 500th victory in the building ... The win over FSU in 2008 marked the Hokies' 600th game played in Cassell Coliseum ... Tech defeated Rhode Island, 86-63, on Nov. 20, 2002, in its 500th game in the arena ... Tech has had just one break-even home season and one losing season in Cassell Coliseum ... The 17 victories for the Hokies at home in the 2009-10 season set a new Cassell Coliseum and school record.

Welcome Back

The weekend of Dec. 14 and 15, the Hokies hosted the Men's Basketball Alumni Weekend ... The two-day event featured a wide range of events for the returning former players, including tours of facilities, receptions and a dinner on the court of the Hahn Hurst Basketball Practice Facility following the game against Georgia Southern ... The returning players were recognized at halftime of the game ... More than 50 former players attended, including former All-Americans Howard Pardue and Bimbo Coles, along with retired jersey honoree Ace Custis and Les Henson, famous for the "Henson Heave" shot to defeat Florida State in 1980.

Green was Honored

Erick Green was named the ACC Co-Player of the Week, for the week ending Nov. 25 ... This was the second-consecutive week he earned the award ... He led the Hokies to a pair of home wins, over Iowa and No. 15/17 Oklahoma State ... He was named the National Player of the Week, for the week ending Dec. 2, in SI.com's Seth Davis' Fast Break ... He was also named the College Hoops Player of the Week by NBCSports.com's CollegeBasketballTalk column.

Hokies in Overtime

With the win at Georgia Tech, the Hokies are now 59-43 all-time in overtime games ... Tech is 26-21 in road overtime games, 26-9 in home overtime games and 7-13 on neutral courts ... Tech is 12-3 in ACC overtime games ... Prior to the loss at No. 5 Duke last season, the last time the Hokies had lost a true road overtime game was Feb. 11, 2006, when Tech fell to Virginia, 81-77, in University Hall ... Tech is 3-6 all-time in overtime games against ranked teams ... Tech is 5-8 in double overtime games and 1-2 in triple overtime games.

Welcoming Back Old Foes

The Hokies welcomed back two traditional rivals to the schedule ... Tech defeated VMI, 95-80, on Nov. 15 in a rivalry that dates back to 1909 and lost to West Virginia in Morgantown, 68-67, on Dec. 8 ... Tech and WVU first met in basketball in 1921 and have played 75 times since then ... The teams last met in the 2003-04 season, the Hokies' last season as a member of the BIG EAST Conference.

Doubles in Threes

Tech made 14 three-point field goals in the win at UNC Greensboro which is the most threes for the Hokies in a game since the team joined the BIG EAST in 2000 and subsequently, the ACC in 2004 ... Research is ongoing to see if Tech had 14-or-more threes in a game since the Hokies set the school record with 16 threes against Marquette on Jan. 7, 1989.

300 and Counting

The Hokies have hit at least one three-pointer in every game since joining the ACC in the 2004-05 season ... Tech has now hit a three in 322 consecutive games, the most in school history ... Since the three-point arc was added to college basketball for the 1986-87 season, the Hokies have hit at least one three in all but three games ... The last time that the Hokies did not record a three-point field goal in a game was at Providence on Feb. 1, 2003.

Stingy with the Ball

Erick Green enters tonight's game with 286 assists and just 154 turnovers in his career ... Each of the last two seasons, Green has had at least 40 more assists than turnovers and has more assists than turnovers in each of his first three seasons ... This season, Green has 81 assists to just 45 turnovers.

Building Makes it Better?

A case can be made that the Hokies have shown marked improvement in many areas of their game since moving into the Hahn Hurst Basketball Practice Facility in August 2009 ... One such improvement comes to the forefront ... In the six years before the opening of the practice facility, the Hokies shot a combined 66.2 percent from the free throw line ... Since the opening of the facility, the Hokies are shooting 73.2 percent from the free throw line.

Erick Green has scored in double figures in 51 of his last 52 games.

TOP INDIVIDUAL PERFORMANCES

VIRGINIA TECH

Points

| | |
|----|-----------------------------------|
| 35 | Erick Green vs. Virginia |
| 31 | Erick Green vs. Bradley |
| 28 | Jarell Eddie at UNCG |
| 28 | Erick Green vs. Oklahoma State |
| 28 | Erick Green vs. Georgia Southern |
| 28 | Erick Green at Maryland |
| 28 | Erick Green at Georgia Tech |
| 27 | Erick Green vs. App. State |
| 26 | Erick Green at UNCG |
| 26 | Erick Green vs. Colorado State |
| 25 | Erick Green vs. URI |
| 25 | Erick Green at Clemson |
| 24 | Erick Green vs. Iowa |
| 24 | Erick Green vs. Boston College |
| 23 | Erick Green vs. VMI |
| 23 | Erick Green vs. App. State |
| 23 | Erick Green at West Virginia |
| 23 | Erick Green vs. MVSU |
| 22 | Erick Green vs. Wake Forest |
| 21 | Erick Green vs. ETSU |
| 21 | Robert Brown at West Virginia |
| 21 | Jarell Eddie vs. Georgia Southern |
| 21 | Jarell Eddie vs. Boston College |

Rebounds

| | |
|----|---------------------------------|
| 13 | Cadarian Raines at Maryland |
| 13 | Cadarian Raines vs. Wake Forest |
| 12 | Cadarian Raines vs. URI |
| 12 | Jarell Eddie vs. Oklahoma State |
| 11 | Marshall Wood at UNCG |
| 11 | Christian Beyer vs. BYU |
| 10 | Jarell Eddie vs. ETSU |
| 10 | Cadarian Raines vs. VMI |
| 10 | Jarell Eddie vs. MVSU |
| 10 | C.J. Barksdale at Georgia Tech |

Assists

| | |
|----|--------------------------------|
| 10 | Erick Green at West Virginia |
| 9 | Erick Green vs. Boston College |
| 6 | Erick Green vs. ETSU |
| 6 | Erick Green vs. VMI |
| 6 | Erick Green at UNCG |
| 6 | Robert Brown vs. App. State |
| 6 | Erick Green vs. BYU |
| 5 | thrice |

Steals

| | |
|---|-----------------------------|
| 3 | Erick Green vs. VMI |
| 3 | Jarell Eddie vs. Iowa |
| 3 | Marquis Rankin at Maryland |
| 3 | Marquis Rankin vs. Virginia |
| 2 | 15 times |

Blocks

| | |
|---|---------------------------------|
| 4 | Marshall Wood vs. URI |
| 4 | Cadarian Raines vs. Wake Forest |
| 3 | Jarell Eddie at UNCG |
| 3 | C.J. Barksdale at West Virginia |
| 3 | Joey van Zegeren vs. MVSU |
| 3 | Cadarian Raines vs. Bradley |
| 2 | seven times |

OPPONENTS

Points

| | |
|----|---------------------------------|
| 42 | Tyler Haws, BYU |
| 28 | Milton Jennings, Clemson (A) |
| 26 | Ryan Anderson, Boston College |
| 25 | Trevis Simpson, UNCG |
| 24 | Xavier Munford, URI |
| 23 | D.J. Covington, VMI |
| 23 | Derrell Armstrong, UNCG |
| 22 | C.J. Reed, Georgia Southern |
| 22 | Lonnice Jackson, Boston College |
| 21 | Jay Canty, App. State |
| 21 | Aaron White, Iowa |
| 21 | Seth Allen, Maryland (A) |
| 20 | Lester Wilson, ETSU |
| 20 | Cleon Robert, Georgia Southern |
| 20 | Jake Layman, Maryland (A) |
| 20 | Travis McKie, Wake Forest (H) |

Rebounds

| | |
|----|----------------------------------|
| 15 | Travis McKie, Wake Forest (H) |
| 14 | Milton Jennings, Clemson (A) |
| 12 | Kelvin McNeil, UNCG |
| 12 | Kevin Noreen, West Virginia |
| 11 | Marcus Smart, Oklahoma State |
| 11 | Daniel Miller, Georgia Tech (A) |
| 10 | Aaron White, Iowa |
| 10 | Matt Smith, MVSU |
| 10 | Erick Ferguson, Georgia Southern |
| 10 | Pierce Hornung, Colorado State |
| 10 | Devin Booker, Clemson (A) |

Assists

| | |
|---|-------------------------------|
| 7 | Roy Devyn Marble, Iowa |
| 6 | Marcus Smart, Oklahoma State |
| 6 | Wes Eikmeier, Colorado State |
| 6 | Dorian Green, Colorado State |
| 6 | Pe'Shon Howard, Maryland (A) |
| 6 | Joe Rahon, Boston College |
| 6 | Jontel Evans, Virginia (H) |
| 6 | Justin Anderson, Virginia (H) |
| 5 | twice |

Steals

| | |
|---|--------------------------------|
| 5 | Olivier Hanlan, Boston College |
| 4 | Evan Nolte, Virginia (H) |
| 3 | Nathan Healy, App. State |
| 3 | Tyshon Pickett, Bradley |
| 2 | 14 times |

Blocks

| | |
|---|---------------------------------|
| 4 | Matt Smith, MVSU |
| 4 | Daniel Miller, Georgia Tech (A) |
| 4 | Milton Jennings, Clemson (A) |
| 3 | D.J. Covington, VMI |
| 3 | Adam Woodbury, Iowa |
| 3 | Devin Booker, Clemson (A) |
| 2 | nine times |

Coaching Starts at Tech

James Johnson began his head coaching career at Virginia Tech by winning his first seven games ... He was the fourth head coach in Virginia Tech history to jump out to at least a 7-0 start and the first since Monk Younger in the 1920-21 season to do so ... Here is a list of all of the Tech coaches that have achieved that mark:

| | |
|---|------|
| Branch Bocock (1909-11)..... | 19-0 |
| <i>(11-0 in his first season, 19 straight wins)</i> | |
| H.P. Sanborn (1916-17)..... | 11-0 |
| Monk Younger (1920-21)..... | 8-0 |
| James Johnson (2012-13)..... | 7-0 |

Green Gaining Notice

Erick Green is gaining notice for his strong play this season ... He has been named a finalist for the Bob Cousy Award, given to the nation's best point guard ... He also is on the John R. Wooden Award's Midseason Top 25 list ... The Wooden Award is given annually to the nation's best player.

Points for Pondering

Led VT in Scoring: Green (17), Eddie (2)
Double Figure Scoring Games: Green (19), Eddie (13), Brown (10), Raines (4), Barksdale (4), van Zegeren (2), Wood (1), Rankin (1)
40-point Games: none
30-39-point Games: Green (2)
20-29-point Games: Green (16), Eddie (3), Brown (1)
Led VT in Rebounding: Raines (6), Barksdale (6), Eddie (5), Beyer (3), Wood (2), Green (2)
Double Figure Rebounding Games: Raines (4), Eddie (3), Wood (1), Beyer (1), Barksdale (1)
Led VT in Assists: Green (13), Brown (5), Eddie (2), Rankin (1), Raines (1), Barksdale (1)
Double Figure Assist Games: Green (1)
Double-Doubles: Raines (2), Eddie (2), Green (1), Barksdale (1)
Most Points in a Half: 51 (2nd vs. UNCG)
Fewest Points in a Half: 22 (1st at GT)
Most Points Allowed in a Half: 56 (1st vs. BYU)
Fewest Points Allowed in a Half: 20 (2nd vs. Bradley)
Largest Lead: 31 pts. (86-51 vs. VMI)
Largest Deficit: 38 pts. (47-85, vs. Colorado St.)
Largest Margin of Victory: 19 pts. (69-50 vs. URI)
Largest Margin of Defeat: 36 pts. (52-88 vs. Colorado State)
Largest Deficit Overcome in a Victory: 13 pts. (10-23, vs. Bradley)
Largest Lead Lost in a Loss: 7 pts. (17-10 vs. Virginia)
Largest Halftime Lead: 16 pts. (46-30 vs. VMI)
Largest Halftime Deficit: 16 pts. (37-51 at Maryland)
Average Margin of Victory: 11.5 ppp
Average Margin of Defeat: 15.6 ppp
Average Margin: +0.1 ppp
** - Includes ties*

2012-13 Starters

| | |
|---|------|
| Green, Brown, Eddie, Barksdale, Raines..... | 10-5 |
| Green, Rankin, Eddie, Barksdale, van Zegeren..... | 1-0 |
| Green, Brown, Eddie, Raines, van Zegeren..... | 0-1 |
| Green, Rankin, Eddie, Barksdale, Raines..... | 0-2 |

Where to Find It

Many Virginia Tech men's basketball facts are available on hokiesports.com ... Below is a listing of URLs that may be helpful to the media.

The Last Time:

<http://www.hokiesports.com/lasttime.html>

Tech's all-time games against ranked opponents:

<http://www.hokiesports.com/mbasketball/rankedopp.html>

Opponent History:

<http://www.hokiesports.com/mbasketball/opponents.html>

Past Schedules:

<http://www.hokiesports.com/mbasketball/pastschedules.html>

All-time overtime games:

<http://www.hokiesports.com/lasttime.html> go to men's basketball and toggle the "Show Only OT Games" button

The Last Time page is customizable to search a wide range of topics.

Player bio pages have career highs, multiple splits and career game-by-game stats.

What is a Hokie?

That's the most frequently asked question regarding Virginia Tech athletics ... The answer leads all the way back to 1896 when Virginia Agricultural and Mechanical College changed its name to Virginia Polytechnic Institute ... With the change came the necessity for writing a new cheer and a contest for such a purpose was held by the student body ... Senior O.M. Stull won first prize for his "Old Hokie" yell which still is used today ... Later, when asked if "Hokie" had any special meaning, Stull explained the words he used had no hidden or symbolic meaning, but had been thought up in an effort to get attention ... Hokie soon became a nickname for all Tech teams and for those people loyal to Tech athletics.

Our Name, Please

When referring to Virginia Tech, we ask that you please leave it at that - Virginia Tech ... Virginia Tech University is not now and never has been a name for the school ... The official name of the university is Virginia Polytechnic Institute and State University ... "Vah Tech", VPI, VPI&SU, VPI and SU and Va. Tech are also not recognized names and should not be used ... VT is acceptable as a shortened, agate form ... When referring to the school by its nickname, please use "Hokies" ... Your help in these matters is appreciated.

Virginia Tech Athletics Communications

ON THE INTERNET

www.hokiesports.com

The official Web site of Virginia Tech athletics provides media and fans with schedules, results, rosters, bios, statistics, general releases and game notes on the Hokies.



The Gameday section has live stats, radio and television coverage information and other pertinent information. This section is for home games only.

hokiesports.com/media

A media-only Web site is designed to make the media's job easier. Here you will find high-resolution, color mug shots of every Hokie basketball player and coach available to download. Please contact the Athletics Communications Office for access to this media-only site.

Twitter

Follow the Hokies on Twitter @VT_MBBall.

www.theacc.com

Updated standings, results, schedules, statistics and notes are posted each week during the season.

Coming Next Year

Virginia Tech has announced the signing of four players to national letters of intent ... Donte Clark, a 6-4 guard from Charlotte, N.C., Ben Emelogu, a 6-5 guard from Grand Prairie, Texas, Maurice Kirby, a 6-9 forward from Chandler, Ariz., and Trevor Thompson, a 6-10 forward from Indianapolis, Ind., all signed with the Hokies on Nov. 14 and will join the program in the fall of 2013.

How To Say It

Cassell ColiseumCastle
 Cadarian Raines.....suh-DARE-ee-un
 Christian BeyerBYE-ur
 Jarell Eddie.....ju-RELL
 Joey van Zegerenvan ZEG-grin
 Kurt Kanaskiekuh-NAS-key
 Mark ByingtonBYE-eeen-ton
 Marquis Rankin.....mar-KEES
 Ramon Williams.....RAY-mon

WHO TO CONTACT

Request for Interviews

Men's Basketball ACO

Bill Dyer
 (540) 231-8852 - office
 (540) 998-5906 - cell
 wdyer@vt.edu

Secondary Contact

Rachel Perreault
 (540) 231-2228 - office
 (603) 767-6492 - cell
 rachelp5@vt.edu

Requests for Photos

Director of Photography

Dave Knachel
 (540) 231-1838
 dknachel@vt.edu



Bill Dyer
 Associate Director of
 Athletics Communications



Rachel Perreault
 Assistant Director of
 Athletics Communications

A New Way To Watch

Several Virginia Tech basketball games will be available via internet streaming, free of charge ... Here is a list of the games that were shown on ESPN3 and WatchESPN app.

ESPN3 EXCLUSIVE

| | |
|---------|------------------------|
| Nov. 10 | vs. ETSU |
| Nov. 12 | vs. Rhode Island |
| Nov. 15 | vs. St. Bonaventure |
| Nov. 19 | at UNC Greensboro |
| Dec. 1 | vs. Oklahoma State |
| Dec. 10 | vs. Miss. Valley State |
| Dec. 15 | vs. Georgia Southern |
| Jan. 25 | vs. BYU |

**- All games shown over the air on ESPN, ESPN2, ESPN3, RSN and the ACC network will also be shown on ESPN3 or the WatchESPN app.*

Erick Green is averaging an ACC-best 8.7 free throw attempts this season.

Erick Green is one of four active ACC players to record 1,300 career points.

In the Cassell in the ACC

Virginia Tech is 108-37 in Cassell Coliseum as a member of the ACC ... Here is a year-by-year breakdown.

| | Regular | Post | Overall |
|---------------|---------------|------------|---------------|
| 2004-05 | 12-3 | 1-0 | 13-3 |
| 2005-06 | 10-7 | 0-0 | 10-7 |
| 2006-07 | 13-2 | 0-0 | 13-2 |
| 2007-08 | 12-2 | 2-1 | 14-3 |
| 2008-09 | 9-5 | 1-1 | 10-6 |
| 2009-10 | 15-1 | 2-1 | 17-2 |
| 2010-11 | 11-3 | 1-1 | 12-4 |
| 2011-12 | 11-7 | --- | 11-7 |
| 2012-13 | 8-3 | --- | 8-3 |
| Totals | 101-33 | 7-4 | 108-37 |

All-Time Scoring

Here is a list of the names **Erick Green** is approaching on the list of all-time leading scorers in Virginia Tech history.

Career Points

| | |
|-----------------------------|--------------|
| 14. Bill Matthews..... | 1,652 |
| 15. Chris Smith..... | 1,635 |
| 16. Bobby Beecher..... | 1,548 |
| 17. Howard Pardue..... | 1,445 |
| 18. Shawn Smith..... | 1,440 |
| 19. Erick Green..... | 1,420 |

Lots of Youth

Among Virginia Tech's eight active scholarship players, **Erick Green** is the only senior and **Cadarian Raines** and **Jarell Eddie** are the only juniors ... Four players, **Robert Brown**, **C.J. Barksdale**, **Marquis Rankin** and **Joey van Zegeren**, played as freshmen last season, although van Zegeren only played eight minutes and was granted a medical redshirt ... **Marshall Wood** is the lone scholarship freshman this season.

The State We're In

With the loss to Virginia, Virginia Tech is 421-306 (.579) all-time against schools from Virginia ...Tech is 1-1 this season and was 2-1 against state schools last year ... The Hokies have played 14 schools from the state ... With the win over Norfolk State on Dec. 11, 2011, the only state Division I school that Tech has not played is Hampton ... Tech holds winning records against 10 of the schools and even records against two others.

November Wins

The Hokies were 6-0 in games played in the month of November, marking the most wins by a Tech team in November ... The previous high was five wins in both the 2011-12 season and the 2005-06 season ... A disclaimer should be added, noting that the allowable start of the basketball season was moved up beginning with the 2004-05 season ... Prior to that, schedules could not begin before Thanksgiving weekend.

VT App

Virginia Tech basketball game broadcasts can be heard throughout the mid-Atlantic region on a network of radio stations and on SiriusXM Satellite radio ... Fans can also follow the action of the Virginia Tech IMG Sports Network on their iPhone, Android and BlackBerry devices ... The official mobile application of Virginia Tech athletics offers easy and instant access to up-to-the-minute news, scores, live game play-by-play, stats, schedules and rosters, streaming audio and more.

The free mobile application will include access to the following features:

HEADLINES

LIVE GAME SCORING FROM GAMETRACKER (SUBJECT TO GAMETRACKER AVAILABILITY)

PREVIOUS GAME AND NEXT GAME SCHEDULES AND SCORES

LIVE SCORING UPDATES

PLAY-BY-PLAY COVERAGE

PLAYER AND TEAM STATS

BOX SCORE

ON-DEMAND VIDEO (SUBJECT TO VIDEO AVAILABILITY)

SCHEDULES AND SCORES

ROSTERS

IN-APP ALERT SYSTEM

SHARING VIA EMAIL AND FACEBOOK

Game Scoring Leaders

Erick Green has either led, or tied for the team lead in scoring an ACC-best 17 times this season ... Virginia's Joe Harris is second, leading the Cavaliers on 11 occasions.

| | |
|--|-----------|
| Erick Green, Sr., Virginia Tech | 16 |
| Joe Harris, Jr., Virginia | 11 |
| Seth Curry, Sr., Duke | 8 |
| Ryan Anderson, So., Boston College..... | 8 |
| Devin Booker, Sr., Clemson | 8 |

Won't Get Lost

Two of the new assistants this season, **Ramon Williams** and **Mark Byington**, won't have to ask for too many directions around town ... Williams is a native of Roanoke and played collegiately at VMI, while Byington was raised in Salem and lived in Blacksburg for a short time ... Williams and his twin brother, Damon, have remained very active in the Roanoke community through the years ... New video coordinator, **Winston Curry**, is also a Roanoke native.

Win 10

With Virginia Tech's win over Boston College last season, it marked the ninth straight season that the Hokies had won at least 10 home games ... Tech's longest streak of 10-or-more home victories is 11 consecutive seasons, from 1975-76 through the 1985-86 season ... Tech is 8-2 in Cassell Coliseum so far this season.

Tech Talk Live

Tech Talk LIVE!, Presented by Geico is broadcast every Monday night at Bull & Bones Brewhaus and Grill at the First and Main complex in Blacksburg.

The radio program airs from 7-8 p.m. in front of a live audience, and can be heard on Virginia Tech IMG Sports Network radio affiliates throughout the region and on-line through Hokies All-Access.

Coach James Johnson appears on the program. Fans are encouraged to attend and can submit a question or comment via hokiesports.com

Radio Network

2011-12 Virginia Tech IMG Sports Network

| | | |
|-------------------|---------|----------|
| Abingdon | WFHG-FM | 92.7 FM |
| Blacksburg | WBRW-FM | 105.3 FM |
| Blackstone | WBBC-FM | 93.5 FM |
| Bluefield, WV | WKOY-FM | 100.9 FM |
| Bluefield, WV | WKEZ-AM | 1240 AM |
| Bristol | WFHG-AM | 980 AM |
| Charlottesville | WKAV-AM | 1400 AM |
| Clifton Forge, Va | WJVR-FM | 101.9 FM |
| Clincho | WDIC-AM | 1430 AM |
| Clintwood | WDIC-FM | 92.1 FM |
| Chatham/Gretna | WMNA-FM | 106.3 FM |
| Galax | WWWJ-AM | 1360 AM |
| Gate City | WGAT-AM | 1050 AM |
| Harrisonburg | WSIG-FM | 96.9 FM |
| Jacksonville, NC | WAVQ-AM | 1400 AM |
| Lebanon | WLRV-AM | 1380 AM |
| Luray | WMXH-FM | 105.7 FM |
| Lynchburg | WLNI-FM | 105.9 FM |
| Marion | WOLD-FM | 102.5 FM |
| Martinsville | WMVA-AM | 1450 AM |
| Morningside, MD | WHFS-AM | 1580 AM |
| New Bern, NC | WWNB-AM | 1490 AM |
| New Bern, NC | WWNB-FM | 103.9 FM |
| Norfolk | WNIS-AM | 790 AM |
| Onley | WESR-AM | 1330 AM |
| Onley | WESR-FM | 103.3 FM |
| Richmond | WRNL-AM | 910 AM |
| Richmond* | WRVA-AM | 1140 AM |
| Roanoke | WSNV-FM | 93.5 FM |
| Staunton | WTON-AM | 1240 AM |
| Tazewell | WKQY-FM | 100.1 FM |
| Warsaw | WNNT-FM | 107.5 FM |
| Warsaw | WNNT-AM | 690 AM |
| Washington, DC | WJFK-FM | 106.7 FM |
| White Stone | WIGO-FM | 104.9 FM |
| Winchester | WINC-AM | 1400 AM |
| Wytheville | WXBX-FM | 95.3 FM |

New, Improving Eddie

Virginia Tech's **Jarell Eddie** was fourth in the ACC last season in improved scoring from the previous season ... As a freshman, Eddie averaged 2.9 points per game ... Last season, he improved to 9.1 points per game ... Eddie now averages 14.2 points per game this season after setting a new career-high with 28 points in the win at UNC Greensboro and scoring 23 points in the win over Appalachian State ... Eddie is currently 10th in the ACC in scoring.

Compare & Contrast

| | |
|-----------------|-------------------------|
| VT | UM |
| 74.3 | Points68.8 |
| 74.3 | Points Allowed.....58.1 |
| 43.4% | FG%.....44.9% |
| 41.6% | FG% Defense36.6% |
| 31.6% | 3FG%.....35.1% |
| 31.8% | 3FG% Defense.....29.6% |
| 71.3% | FT%65.6% |
| 38.3 | Rebounds37.1 |
| +0.3 | Rebound Margin.....+1.9 |
| 11.2 | Assists.....11.7 |
| 12.3 | Turnovers.....10.9 |
| 4.4 | Steals.....7.1 |
| 4.1 | Blocks5.1 |

Career Double-Doubles

2008-09 Season

No active players

2009-10 Season

No active players

2010-11 Season

No active players

2011-12 Season

Jarell Eddie (1)

vs. BYU (12 pts./14 rebs.)*

2012-13 Season

Jarell Eddie (2)

vs. ETSU (17 pts./10 rebs.)

vs. Oklahoma State (15 pts./12 rebs.)

Cadarian Raines (2)

vs. Rhode Island (10 pts./12 rebs.)*

vs. VMI (14 pts./10 rebs.)

Erick Green (1)

at West Virginia (23 pts./10 ast.)*

C.J. Barksdale (1)

at Georgia Tech (11 pts./10 reb.)

* - career highs at the time

Making Their Debuts

James Johnson is the 13th person to make their collegiate head coaching debut as a head coach at an Atlantic Coast Conference school ... The first was Horace "Bones" McKinney at Wake Forest in 1957 ... Among the others on this list are Jeff Jones, Vic Bubas, Bill Guthridge and the legendary Dean Smith ... One of the 12 other coaches, Sidney Lowe at NC State in 2006, had been an NBA head coach prior to making his collegiate debut.

NCAA Stats

As of Jan. 27 in official NCAA statistics, the Hokies are 43rd in scoring ... **Erick Green** leads the nation in points per game ... **Jarell Eddie** is 74th free throw percentage.

Virginia Tech Streaks

| | Total | Home | Road | Neutral |
|----------------|--------|--------|--------|---------|
| Overall | Lost 2 | Lost 1 | Lost 1 | Lost 3 |
| ACC* | Lost 2 | Lost 1 | Lost 1 | --- |
| Non-Conference | Lost 2 | Lost 1 | Lost 1 | Lost 3 |

* - regular season games only

Longest winning streak this season 7, 11-10 thru 12-1
Longest losing streak this season 4, 12-23 thru 1-9

Hokies in ACC Stats

INDIVIDUALS

| | All | ACC |
|------------------------------|--------|--------|
| Scoring | | |
| Erick Green | 1st | 1st |
| Jarell Eddie | 10th | 16th |
| Rebounding | | |
| Jarell Eddie | 13th | 18th |
| Cadarian Raines | 14th | T 11th |
| C.J. Barksdale | T 25th | 20th |
| Field Goal Percentage | | |
| Erick Green | 7th | T 3rd |
| Assists | | |
| Erick Green | 5th | 8th |
| Free Throw Percentage | | |
| Jarell Eddie | 2nd | 4th |
| Erick Green | 5th | 6th |
| Steals | | |
| Erick Green | T 10th | --- |
| Marquis Rankin | --- | T 4th |
| 3-pt. FG Made | | |
| Jarell Eddie | 8th | --- |
| Erick Green | --- | T 10th |
| Assist/TO Ratio | | |
| Erick Green | 8th | 8th |
| Offensive Rebounds | | |
| Cadarian Raines | T 5th | T 7th |
| Defensive Rebounds | | |
| Jarell Eddie | 9th | --- |
| Minutes Played | | |
| Erick Green | 1st | 1st |

Through 1-27-2013

TEAM

| | All | ACC |
|------------------------|------|------|
| Scoring Offense | 4th | 4th |
| Scoring Defense | 12th | 12th |
| Scoring Margin | 11th | 12th |
| Free Throw Percentages | 2nd | 4th |
| Field Goal Percentages | 10th | 5th |
| Field Goal % Defense | 10th | 10th |
| 3-pt. FG Percentage | 11th | 11th |
| 3-pt. FG% Defense | 7th | 12th |
| Rebounding Margin | 9th | 7th |
| Blocked Shots | 10th | 11th |
| Assists | 12th | 11th |
| Steals | 11th | 12th |
| Turnover Margin | 11th | 11th |
| Assist/TO Ratio | 10th | 7th |
| Offensive Rebounds | 4th | 7th |
| Defensive Rebounds | 6th | 11th |



On This Date

Virginia Tech is 22-16 all-time in games played on Jan. 30 ... Tech won its last game on this date, a 72-68 home win over Miami in 2011 ... Tech is 15-3 in home games on this date ... Tech is 1-1 in ACC games on this date ... The Hokies are 1-0 against Miami on this date ... Tech is 3-6 against teams currently in the ACC on this date ... Tech is 237-172 on Wednesdays all-time.

OT, Baby

So far this season, they have been four overtime games involving ACC teams ... Virginia Tech has played, and won, two of them .. Tech's win at Georgia Tech is the only ACC conference game to go to overtime this season.

Some Green ACC Notes

Erick Green has scored in double figures in 22 consecutive games, double the streak of the next ACC player on the list, Olivier Hanlan of Boston College, with 11 such games ... Green has 18 games this season of 20-or-more points, more than double the number of second-place Seth Curry of Duke (8) ... His 25 career games of 20-or-more points is six more than second place Travis McKie of Wake Forest (19) ... Green is one of four ACC players to score 30-or-more points in a game this season and the only one with two such games.

Head Coach James Johnson

James Johnson begins his first season as Virginia Tech's head men's basketball coach. Director of Athletics Jim Weaver named Johnson to the position on May 1, 2012.

On Nov. 10, 2012, in his first game as a collegiate head coach, Johnson picked up his first head coaching victory, an 80-62 win over East Tennessee State in Cassell Coliseum. Johnson is now 11-7 as head coach of the Hokies. He is 1-0 against nationally-ranked teams. He earned his first career ACC victory in the overtime win at Georgia Tech and earned his first home ACC victory against Wake Forest.

No stranger to the Hokie Nation, Johnson spent the last five seasons on the men's basketball staff at Virginia Tech. He was an assistant coach from 2007-2011 before being promoted to associate head coach prior to last season. He had accepted an assistant coaches' position at Clemson on April 13 of this year, but returns to Blacksburg to take over the reins of the men's basketball program.

"I am very pleased to welcome James Johnson as the new head men's basketball coach at Virginia Tech," Weaver said. "He is an individual with 19 years

of coaching experience, who has spent the last five years here at Virginia Tech. He knows and has recruited most of our current players. We believe that he is the right person at this moment in time."

Johnson joined the Hokies following two seasons as an assistant at George Mason. While at Mason, he focused on organizing the team's defensive efforts in practice and games. The Patriots were a combined 45-23 in his two seasons and advanced to the 2006 NCAA Final Four.

Before GMU, Johnson spent two seasons as an assistant coach at Penn State. He was the recruitment coordinator for the Nittany Lions. Prior to Penn State, Johnson had a one-year stint as an assistant at the College of Charleston and he spent two years as an assistant at Elon.

"Virginia Tech and the Hokie Nation have a special place in my heart and I am blessed and excited for the opportunity to become the head basketball coach," Johnson said. "I look forward to working with a great group of young men and moving forward with this program."

Johnson, a native of Powhatan, Va., was a four-year player and three-year starter at Ferrum College. A three-time



Defensive Player of the Year, he helped guide his team to two conference championships and a berth in the NCAA Division III Tournament. He was also voted his team's Most Valuable Player in 1993. In 2001, Johnson was selected as one of the Top 10 players in Ferrum basketball history. In September of 2009, Johnson was elected into the Ferrum College Athletic Hall of Fame.

After graduating from Ferrum with a bachelor of science in psychology in 1993, he immediately stepped into the coaching ranks at his alma mater and served as an assistant for two seasons. Johnson helped guide the Panthers to a regular-season conference title.


In 1995, Johnson moved on to Longwood College as an assistant and then spent one year at Hargrave Military Academy, where he worked with the post-graduate team. In 1997, he began a three-year run as an assistant at Old Dominion. Johnson is a member of the Black Coaches Association (BCA) and the National Association of Basketball Coaches (NABC). In March 2001, Rivals.com named Johnson one of the Top 20 Assistant Coaches at Mid-Major Division I Schools. He was a squad leader in the Army National Guard from 1989-91.



James Johnson is in his first season as the head coach of the Hokies. The Powhatan, Va., native spent the previous five seasons as an assistant coach for Virginia Tech.

The Last Time That...

Tech scored 100 points and won: 103-94, OT vs. Seton Hall, 1-2-10
 Tech scored 100 points and lost: 100-104 2OT vs. Maryland, 2-27-10
 Tech played in overtime: 70-65, OT, at Georgia Tech, 1-12-13
 Tech played in consecutive overtime games: 75-74 at Clemson, 2-8-06 & 77-81 at Virginia, 2-11-06
 Tech played 2 OT: 100-104, 2OT vs. Maryland, 2-27-10
 Tech played 3 OT: 86-90 at WVU, 2-2-83
 Tech scored 100+ points: 102-77, vs. Georgia Tech, 2-13-11
 Tech scored 90-99 points: 95-79, vs. Iowa, 11-27-12
 Tech scored 80-89 points: 81-71, vs. Oklahoma State, 12-1-12
 Tech scored 70-79 points: 70-65, OT, at Georgia Tech, 1-12-13
 Tech scored 60-69 points: 66-65, vs. Wake Forest, 1-19-13
 Tech scored 50-59 points: 58-74, vs. Virginia, 1-24-13
 Tech scored 40-49 points: 47-48 at Florida State, 2-16-12
 Tech scored 30-39 points: 33-43 at East Carolina, 1966-67 season
 Tech scored 20-29 points: 27-40 at McGuire Gen., 1945-46 season
 Tech scored 10-19 points: 16-45 at Virginia, 1938-1939 season
 Tech scored less than 10 points: 7-31 at W&L, 1922-1923 season
 Tech allowed 100+ points: 100-104, 2OT vs. Maryland, 2-27-10
 Tech allowed 90-99 points: 71-94, at Maryland, 1-5-13
 Tech allowed 80-89 points: 75-86, vs. Boston College, 1-9-13
 Tech allowed 70-79 points: 58-74, vs. Virginia, 1-24-13
 Tech allowed 60-69 points: 66-65, vs. Wake Forest, 1-19-13
 Tech allowed 50-59 points: 69-50, vs. Rhode Island, 11-12-12
 Tech allowed 40-49 points: 70-49, vs. Mississippi Valley State, 12-10-12
 Tech allowed 30-39 points: 99-34, vs. Mount St. Mary's, 1-2-11
 Tech allowed 20-29 points: 31-25 vs. Richmond, 2-1-46
 Tech allowed 10-19 points: 60-19 vs. Lynchburg College, 1-9-46
 Tech allowed less than 10 points: 28-9 vs. Hampden-Sydney, 1-17-23
 Largest margin of victory: 83 points vs. Randolph Macon Academy, 87-4, 1-10-11
 Largest margin of victory in an ACC game: 29 points vs. Wake Forest, 94-65, 1-15-11
 Two Tech players recorded double-doubles in a game: Jeff Allen (18 pts./15 rebs.) and Victor Davila (12 pts./10 rebs.) vs. Duke, 2-26-11
 Two Tech players recorded double-doubles in consecutive games: vs. UNC, ACC Tournament, 3-13-09 and vs. Duquesne, NIT, 3-18-09
 Tech player had five or more steals: Manny Atkins (5) vs. Mount St. Mary's, 1-2-11
 Tech player had 10 or more assists in a game: Erick Green (10) at West Virginia, 12-8-12
 Tech player had 20 or more rebounds in a game: Jeff Allen (21) vs. Longwood, 12-14-08
 Two Tech players had double figures in rebounds: Victor Davila (10 rebounds) and Jeff Allen (15 rebounds) vs. Duke, 2-26-11
 Two Tech players had five or more assists: Dorian Finney-Smith (5) & Tyrone Garland (5) vs. FIU, 11-15-11
 Two Tech players scored 20 or more points: Erick Green (24 points) & Jarell Eddie (21 points) vs. Boston College, 1-9-13
 Two Tech players scored 20 or more points in consecutive games: Erick Green & Jarell Eddie 11-19-12 & 11-23-12
 Tech player scored 30-39 points in a game: 35, Erick Green vs. Virginia, 1-24-13
 Tech player scored 40-49 points in a game: 41, Dorenzo Hudson vs. Seton Hall, 1-2-10
 Tech player scored 50+ points in a game: 51, Bimbo Coles vs. Southern Miss., 2-6-88
 Tech defeated a ranked opponent on the road: 80-77 at No. 12/13 Clemson, 2-25-09
 Tech defeated a ranked opponent at home: 81-71, vs. No. 15/17 Oklahoma State, 12-1-12
 Tech player had consecutive double-doubles: Cadarian Raines, 11-12-12 & 11-15-12
 Tech player had six consecutive double-doubles: Jeff Allen, 1-30-11, 2-2-11, 2-5-11, 2-13-11, 2-15-11 & 2-19-11
 Tech player had seven consecutive double-doubles: Jeff Allen, 1-25-11, 1-30-11, 2-2-11, 2-5-11, 2-13-11, 2-15-11 & 2-19-11
 Tech held opponent without a double-figure scorer: 65-47 vs. Miami, ACC Tournament, 3-12-09
 Tech had five players score in double figures: vs. Iowa, 11-27-12
 Tech had six players score in double figures: vs. Wake Forest, 1-15-11
 Tech did not make a three-point field goal: at Providence, 2-1-03
 Tech's opponent did not make a three-point field goal: at NC State, 2-10-10
 Tech did not shoot a free throw in the first half: vs. Purdue, 12-1-10
 Tech did not shoot a free throw in the second half: vs. Virginia, 12-5-10
 Tech allowed a triple-double: Iman Shumpert (22 pts., 12 rebs., 11 assists), at Georgia Tech, 1-25-11
 Tech allowed fewer than 10 points in a half: 9 points, vs. Eastern Michigan, 12-22-11



***Erick Green's 16-for-16
 from the free throw line in
 the win over UNCG is the
 fourth-best performance
 at the charity stripe in
 ACC history.***

ERICK GREEN

SENIOR • GUARD • 6-4 • 185
WINCHESTER, VA. • PAUL VI

#11



SEASON STATISTICS

SEASON/CAREER GAME HIGHS

| Opponent | Min | FG-A-% | 3FG-A-% | FT-A-% | O-D-T | A | TO | Blk | Stl | Pts |
|---------------------------|-----|------------|-----------|-------------|-------|----|----|-----|-----|-----|
| EAST TENNESSEE ST. | 34 | 6-11-.545 | 1-4-.250 | 8-12-.667 | 0-2-2 | 6 | 1 | 0 | 2 | 21 |
| RHODE ISLAND | 34 | 8-15-.533 | 4-7-.571 | 5-8-.625 | 0-3-3 | 4 | 3 | 0 | 2 | 25 |
| VMI | 33 | 9-13-.692 | 1-1-1.000 | 4-4-1.000 | 1-3-4 | 6 | 1 | 0 | 3 | 23 |
| at UNC Greensboro | 38 | 4-15-.267 | 2-4-.500 | 16-16-1.000 | 0-3-3 | 6 | 2 | 1 | 1 | 26 |
| APPALACHIAN STATE | 36 | 8-16-.500 | 0-5-.000 | 11-11-1.000 | 0-4-4 | 4 | 2 | 0 | 2 | 27 |
| IOWA# | 39 | 8-15-.533 | 0-4-.000 | 8-9-.889 | 0-5-5 | 5 | 2 | 0 | 2 | 24 |
| 15/17 OKLAHOMA STATE | 26 | 6-10-.600 | 4-7-.571 | 12-13-.923 | 0-7-7 | 0 | 3 | 0 | 0 | 28 |
| at West Virginia | 37 | 8-19-.421 | 2-5-.400 | 5-5-1.000 | 1-3-4 | 10 | 0 | 0 | 2 | 23 |
| MISSISSIPPI VALLEY STATE! | 33 | 8-13-.615 | 1-2-.500 | 6-6-1.000 | 0-5-5 | 4 | 2 | 0 | 2 | 23 |
| GEORGIA SOUTHERN! | 38 | 12-22-.545 | 0-4-.000 | 4-4-1.000 | 1-6-7 | 4 | 4 | 0 | 2 | 28 |
| vs. Bradley^ | 41 | 11-20-.550 | 2-4-.500 | 7-11-.636 | 0-8-8 | 2 | 5 | 0 | 1 | 31 |
| vs. Colorado State^ | 36 | 10-21-.476 | 2-7-.286 | 4-5-.800 | 2-3-5 | 3 | 5 | 0 | 1 | 26 |
| vs. BYU | 31 | 4-17-.235 | 0-5-.000 | 4-6-.667 | 0-1-1 | 6 | 2 | 0 | 1 | 12 |
| at Maryland* | 37 | 8-18-.444 | 2-2-1.000 | 10-11-.909 | 1-2-3 | 2 | 2 | 0 | 2 | 28 |
| BOSTON COLLEGE* | 39 | 10-19-.526 | 3-4-.750 | 1-3-.333 | 0-3-3 | 9 | 3 | 0 | 0 | 24 |
| at Georgia Tech* | 42 | 9-16-.563 | 2-7-.286 | 8-11-.727 | 0-5-5 | 1 | 4 | 0 | 2 | 28 |
| WAKE FOREST* | 35 | 8-18-.444 | 1-2-.500 | 5-8-.625 | 0-3-3 | 3 | 1 | 0 | 0 | 22 |
| VIRGINIA* | 38 | 11-18-.611 | 3-6-.500 | 10-13-.769 | 2-7-9 | 1 | 2 | 0 | 0 | 35 |
| at Clemson* | 38 | 7-17-.411 | 0-3-.000 | 11-14-.789 | 2-2-4 | 5 | 1 | 1 | 1 | 25 |
| MIAMI* | | | | | | | | | | |
| at North Carolina* | | | | | | | | | | |
| MARYLAND* | | | | | | | | | | |
| GEORGIA TECH* | | | | | | | | | | |
| at Virginia* | | | | | | | | | | |
| at NC State* | | | | | | | | | | |
| DUKE* | | | | | | | | | | |
| FLORIDA STATE* | | | | | | | | | | |
| at Miami* | | | | | | | | | | |
| CLEMSON* | | | | | | | | | | |
| at Duke* | | | | | | | | | | |
| at Wake Forest* | | | | | | | | | | |

POINTS

| | |
|--------|--------------------------|
| Season | 35 vs Virginia (1/24/13) |
| Career | 35 vs Virginia (1/24/13) |
| ACC | 35 vs Virginia (1/24/13) |

MINUTES PLAYED

| | |
|--------|------------------------------|
| Season | 42 at Georgia Tech (1/12/13) |
| Career | 43 vs Georgia Tech (2/18/12) |
| ACC | 43 vs Georgia Tech (2/18/12) |

FIELD GOALS MADE

| | |
|--------|---------------------------------------|
| Season | 12 vs GSU (12/15/12) |
| Career | 12 at Md (1/20/10), vs GSU (12/15/12) |
| ACC | 12 at Maryland (1/20/10) |

FIELD GOAL ATTEMPTS

| | |
|--------|--------------------------|
| Season | 22 vs GSU (12/15/12) |
| Career | 22 vs GSU (12/15/12) |
| ACC | 21 at Maryland (1/28/12) |

3-PT FIELD GOALS MADE

| | |
|--------|---|
| Season | 4 vs URI (11/12/12), vs Ok St (12/1/12) |
| Career | 4, 4x, last vs Ok St (12/1/12) |
| ACC | 3, 3x, last vs Virginia (1/24/13) |

3-PT FIELD GOAL ATTEMPTS

| | |
|--------|---|
| Season | 7, 3x, last at Georgia Tech (1/12/13) |
| Career | 8 at Minn. (11/30/11), vs UNC (1/19/12) |
| ACC | 8 vs UNC (1/19/12) |

FREE THROWS MADE

| | |
|--------|-------------------------|
| Season | 16 at UNCG (11/19/12) |
| Career | 16 at UNCG (11/19/12) |
| ACC | 11 at Clemson (1/27/13) |

FREE THROW ATTEMPTS

| | |
|--------|-------------------------|
| Season | 16 at UNCG (11/19/12) |
| Career | 16 at UNCG (11/19/12) |
| ACC | 14 at Clemson (1/27/13) |

REBOUNDS

| | |
|--------|-------------------------|
| Season | 9 vs Virginia (1/24/13) |
| Career | 9 vs Virginia (1/24/13) |
| ACC | 9 vs Virginia (1/24/13) |

ASSISTS

| | |
|--------|------------------------------|
| Season | 10 at WVU (12/8/12) |
| Career | 10 at WVU (12/8/12) |
| ACC | 9 vs Boston College (1/9/13) |

BLOCKS

| | |
|--------|--|
| Season | 1 at UNCG (11/19/12), at CU (1/27/13) |
| Career | 2 vs VMI (12/9/09), at NC State (2/2/11) |
| ACC | 2 at NC State (2/2/11) |

STEALS

| | |
|--------|---|
| Season | 3 vs VMI (11/15/12) |
| Career | 5 vs UNCG (11/21/10), vs SBU (12/23/10) |
| ACC | 4, 4x, last at Florida State (2/16/12) |



*- ACC games; # - ACC/Big Ten Challenge; !- Continental Tire Las Vegas Classic- Blacksburg, Va.;
^ - Continental Tire Las Vegas Classic - Las Vegas, Nev.

2012-2013 NOTES

Scored 21 points and dished out six assists in season opener against ETSU ... Matched previous career high with 25 points against Rhode Island ... Made it three straight games with 20-plus points to open the season as he scored 23 points and dished out six assists against VMI ... Went an impressive 16-for-16 from the free throw line as part of a 26-point outing, also adding six assists at UNC Greensboro ... Scored 27 points against Appalachian State ... Put up 24 points, 16 of which came in the second half, also adding five rebounds and five assists to help the Hokies past Iowa ... Scored 28 points and added seven boards in just 26 minutes of play against Oklahoma State ... Was named Co-ACC Player of the Week for his performances against Iowa and Oklahoma State ... Earned first-career double-double with 23 points and a career-high 10 assists at West Virginia ... Continued scoring streak with 23 points, also adding five rebounds and four assists, against Mississippi Valley State ... Scored 28 points and grabbed seven rebounds against Georgia Southern ... Posted 31 points, also adding eight boards in the overtime win over Bradley ... Scored 26 points and added five rebounds against Colorado State ... Scored 12 points and dished out six assists at BYU ... Led the team with 28 points in the ACC opener at Maryland ... Scored 24 points and dished out nine assists against Boston College ... Put up 28 points and added five boards in the overtime win at Georgia Tech ... Scored 22 points in the win over Wake Forest ... Set new career highs with 35 points and nine rebounds against Virginia ... Led the way with 25 points, adding five assists at Clemson.

CAREER STATISTICS

| Year | GP-GS | Min-Avg. | FGM-FGA-Pct. | 3FG-FGA-Pct. | FTM-FTA-Pct. | Off.-Def. | Reb-Avg. | A-TO | Blk | Stl | TP-Avg. |
|---------------|---------------|------------------|----------------------|---------------------|---------------------|---------------|----------------|----------------|-----------|------------|------------------|
| 09-10 | 34-1 | 427-12.6 | 29-99-.293 | 11-40-.275 | 19-28-.679 | 7-24 | 31-0.9 | 31-25 | 7 | 17 | 88-2.6 |
| 10-11 | 32-26 | 988-30.9 | 132-319-.414 | 26-105-.248 | 80-103-.777 | 19-54 | 73-2.3 | 86-38 | 9 | 56 | 370-11.6 |
| 11-12 | 31-30 | 1071-34.5 | 170-388-.438 | 42-112-.375 | 101-122-.828 | 18-83 | 101-3.3 | 88-46 | 4 | 41 | 483-15.6 |
| 12-13 | 19-19 | 679-35.7 | 155-313-.495 | 30-83-.361 | 139-170-.818 | 10-75 | 85-4.5 | 81-45 | 2 | 26 | 479-25.2 |
| Career | 116-76 | 3165-27.2 | 486-1119-.434 | 109-340-.321 | 339-423-.801 | 54-236 | 290-2.5 | 286-154 | 22 | 140 | 1420-12.2 |

CADARIAN RAINES

R-JUNIOR • FORWARD • 6-9 • 238
PETERSBURG, VA. • PETERSBURG

#4



SEASON STATISTICS

| Opponent | Min | FG-A-% | 3FG-A-% | FT-A-% | O-D-T | A | TO | Blk | Stl | Pts |
|---------------------------|-----|-----------|----------|----------|--------|---|----|-----|-----|-----|
| EAST TENNENSSEE ST. | 22 | 3-9-.333 | 0-0-.000 | 3-4-.750 | 2-2-4 | 0 | 0 | 0 | 0 | 9 |
| RHODE ISLAND | 28 | 4-4-1.000 | 0-0-.000 | 2-3-.667 | 5-7-12 | 2 | 1 | 1 | 0 | 10 |
| VMI | 20 | 6-9-.667 | 0-0-.000 | 2-3-.667 | 6-4-10 | 0 | 0 | 0 | 1 | 14 |
| at UNC Greensboro | 27 | 3-8-.375 | 0-0-.000 | 3-4.750 | 3-6-9 | 0 | 3 | 1 | 1 | 9 |
| APPALACHIAN STATE | 18 | 1-3-.333 | 0-0-.000 | 1-3-.333 | 0-2-2 | 0 | 3 | 1 | 1 | 3 |
| IOWA# | 27 | 2-4-.500 | 0-0-.000 | 5-6-.833 | 2-4-6 | 0 | 1 | 2 | 0 | 9 |
| 15/17 OKLAHOMA STATE | 32 | 4-8-.500 | 0-0-.000 | 2-3-.333 | 2-4-6 | 1 | 1 | 2 | 0 | 6 |
| at West Virginia | 30 | 4-8-.500 | 0-0-.000 | 0-2-.000 | 5-3-8 | 0 | 0 | 0 | 1 | 8 |
| MISSISSIPPI VALLEY STATE! | 12 | 0-4-.000 | 0-0-.000 | 0-0-.000 | 4-0-4 | 1 | 2 | 1 | 0 | 0 |
| GEORGIA SOUTHERN! | 12 | 0-1-.000 | 0-0-.000 | 0-0-.000 | 1-2-3 | 0 | 0 | 0 | 0 | 0 |
| vs. Bradley^ | 34 | 6-11-.545 | 0-0-.000 | 4-6-.667 | 5-4-9 | 2 | 5 | 3 | 0 | 16 |
| vs. Colorado State^ | 21 | 1-2-.500 | 0-0-.000 | 0-0-.000 | 1-3-4 | 0 | 3 | 1 | 0 | 2 |
| vs. BYU | 22 | 0-2-.000 | 0-0-.000 | 0-6-.000 | 2-3-5 | 0 | 1 | 0 | 1 | 0 |
| at Maryland* | 25 | 4-7-.571 | 0-0-.000 | 0-3-.000 | 7-6-13 | 0 | 2 | 1 | 0 | 8 |
| BOSTON COLLEGE* | 17 | 1-3-.333 | 0-0-.000 | 0-0-.000 | 0-3-3 | 0 | 2 | 1 | 0 | 2 |
| at Georgia Tech* | 30 | 4-8-.500 | 0-0-.000 | 0-0-.000 | 3-3-6 | 2 | 1 | 1 | 0 | 8 |
| WAKE FOREST* | 34 | 4-8-.500 | 0-0-.000 | 0-0-.000 | 5-8-13 | 3 | 0 | 4 | 0 | 8 |
| VIRGINIA* | 22 | 2-3-.667 | 0-0-.000 | 0-0-.000 | 0-4-4 | 0 | 2 | 0 | 0 | 4 |
| at Clemson* | 16 | 0-2-.000 | 0-0-.000 | 1-2.500 | 1-3-4 | 0 | 1 | 0 | 0 | 1 |
| MIAMI* | | | | | | | | | | |
| at North Carolina* | | | | | | | | | | |
| MARYLAND* | | | | | | | | | | |
| GEORGIA TECH* | | | | | | | | | | |
| at Virginia* | | | | | | | | | | |
| at NC State* | | | | | | | | | | |
| DUKE* | | | | | | | | | | |
| FLORIDA STATE* | | | | | | | | | | |
| at Miami* | | | | | | | | | | |
| CLEMSON* | | | | | | | | | | |
| at Duke* | | | | | | | | | | |
| at Wake Forest* | | | | | | | | | | |

* - ACC games; # - ACC/Big Ten Challenge; ! - Continental Tire Las Vegas Classic - Blacksburg, Va.;
^ - Continental Tire Las Vegas Classic - Las Vegas, Nev.

SEASON/CAREER GAME HIGHS

| POINTS | |
|--------|--|
| Season | 16 vs Bradley (12/22/12) |
| Career | 16 at Duke (2/25/12), vs BU (12/22/12) |
| ACC | 16 at Duke (2/25/12) |

| MINUTES PLAYED | |
|----------------|---|
| Season | 34 vs Bradley (12/22/12), vs WF (1/19/13) |
| Career | 39 at Duke (2/25/12) |
| ACC | 39 at Duke (2/25/12) |

| FIELD GOALS MADE | |
|------------------|---------------------------------------|
| Season | 6 vs VMI (11/15/12), vs BU (12/22/12) |
| Career | 7 at Duke (2/25/12) |
| ACC | 7 at Duke (2/25/12) |

| FIELD GOAL ATTEMPTS | |
|---------------------|--------------------------|
| Season | 11 vs Bradley (12/22/12) |
| Career | 12 at Clemson (3/1/12) |
| ACC | 12 at Clemson (3/1/12) |

| 3-PT FIELD GOALS MADE | |
|-----------------------|-----|
| Season | N/A |
| Career | N/A |
| ACC | N/A |

| 3-PT FIELD GOAL ATTEMPTS | |
|--------------------------|-----|
| Season | N/A |
| Career | N/A |
| ACC | N/A |

| FREE THROWS MADE | |
|------------------|---------------------------------------|
| Season | 5 vs Iowa (11/27/12) |
| Career | 5 vs GT (2/18/12), vs Iowa (11/27/12) |
| ACC | 5 vs Georgia Tech (2/18/12) |

| FREE THROW ATTEMPTS | |
|---------------------|-----------------------------|
| Season | 6 vs Iowa (11/27/12) |
| Career | 8 vs Georgia Tech (2/18/12) |
| ACC | 8 vs Georgia Tech (2/18/12) |

| REBOUNDS | |
|----------|------------------------------------|
| Season | 13 at MD (1/5/13), vs WF (1/19/13) |
| Career | 13 at MD (1/5/13), vs WF (1/19/13) |
| ACC | 13 at MD (1/5/13), vs WF (1/19/13) |

| ASSISTS | |
|---------|----------------------------|
| Season | 3 vs Wake Forest (1/19/13) |
| Career | 3 vs Wake Forest (1/19/13) |
| ACC | 3 vs Wake Forest (1/19/13) |

| BLOCKS | |
|--------|----------------------------|
| Season | 4 vs Wake Forest (1/19/13) |
| Career | 5 vs UMBC (12/22/09) |
| ACC | 4 vs Wake Forest (1/19/13) |

| STEALS | |
|--------|--------------------------------------|
| Season | 1, 4x, last at WVU (12/8/12) |
| Career | 3 at Rhode Island (12/7/11) |
| ACC | 2 vs GT (2/18), vs NC State (3/4/12) |



2012-2013 NOTES

Scored nine points and grabbed four rebounds in the season opener against ETSU ... Notched a double-double with 10 points and 12 boards against Rhode Island ... Made it back-to-back double-doubles with 14 points and 10 rebounds against VMI ... Brought down nine rebounds and put up nine points at UNC Greensboro ... Scored nine points and grabbed six rebounds against Iowa ... Tallied six points and six rebounds in the win over Oklahoma State ... Had eight points and grabbed eight rebounds at West Virginia ... Scored a career-high 16 points and grabbed nine rebounds in the overtime win over Bradley ... Brought down five rebounds at BYU ... Grabbed a career-high 13 rebounds and scored eight points in the ACC opener at Maryland ... Scored eight points and brought down six rebounds in the overtime win at Georgia Tech ... Grabbed 13 rebounds and blocked four shots, while also dishing out three assists in the win over Wake Forest.

CAREER STATISTICS

| Year | GP-GS | Min-Avg. | FGM-FGA-Pct. | 3FG-FGA-Pct. | FTM-FTA-Pct. | Off.-Def. | Reb-Avg. | A-TO | Blk | Stl | TP-Avg. |
|---------------|--------------|------------------|---------------------|-----------------|--------------------|----------------|----------------|--------------|-----------|-----------|----------------|
| 09-10 | 21-0 | 165-7.9 | 12-34-.353 | 0-0-.000 | 7-14-.500 | 20-17 | 37-1.8 | 3-6 | 16 | 4 | 31-1.5 |
| 10-11 | 4-0 | 21-5.3 | 1-4-.250 | 0-0-.000 | 0-0-.000 | 1-1 | 2-0.5 | 0-0 | 1 | 0 | 2-0.5 |
| 11-12 | 31-9 | 560-18.1 | 78-149-.523 | 0-0-.000 | 24-48-.500 | 57-64 | 121-3.9 | 13-24 | 24 | 22 | 180-5.8 |
| 12-13 | 19-18 | 451-23.7 | 49-104-.471 | 0-0-.000 | 23-45-.511 | 54-71 | 125-6.6 | 11-28 | 19 | 5 | 121-6.4 |
| Career | 77-27 | 1257-16.3 | 145-303-.479 | 0-0-.000 | 59-115-.513 | 138-156 | 294-3.8 | 27-59 | 61 | 32 | 349-4.5 |

JARELL EDDIE

JUNIOR • FORWARD • 6-7 • 209
CHARLOTTE, N.C. • THE CANNON SCHOOL

#31



SEASON STATISTICS

| Opponent | Min | FG-A-% | 3FG-A-% | FT-A-% | O-D-T | A | TO | Blk | Stl | Pts |
|--|----------|-----------------------|----------------------|-----------------------|-----------------|--------|--------|--------|--------|---------|
| EAST TENNESSEE ST. | 37 | 6-12-.500 | 3-7-.429 | 2-2-1.000 | 1-9-10 | 2 | 3 | 0 | 1 | 17 |
| RHODE ISLAND | 35 | 4-11-.364 | 1-4-.250 | 0-0-.000 | 1-7-8 | 3 | 2 | 2 | 0 | 9 |
| VMI | 28 | 6-11-.545 | 3-6-.500 | 2-2-1.000 | 0-8-8 | 3 | 4 | 1 | 2 | 17 |
| at UNC Greensboro | 34 | 7-9-.778 | 5-5-1.000 | 9-10-.900 | 0-5-5 | 2 | 2 | 3 | 0 | 28 |
| APPALACHIAN STATE | 35 | 7-9-.778 | 4-5-.800 | 5-6-.833 | 0-2-2 | 0 | 3 | 1 | 0 | 23 |
| IOWA# | 34 | 4-11-.364 | 1-4-.250 | 2-2-1.000 | 0-7-7 | 3 | 2 | 0 | 3 | 11 |
| 15/17 OKLAHOMA STATE at West Virginia | 34 20 | 5-14-.357 2-5-.400 | 2-5-.400 1-3-.333 | 3-3-1.000 0-0-.000 | 3-9-12 0-2-2 | 4 2 | 2 2 | 1 1 | 2 0 | 12 5 |
| MISSISSIPPI VALLEY STATE! | 26 | 2-7-.290 | 0-0-.000 | 4-7-.571 | 3-7-10 | 0 | 3 | 1 | 0 | 8 |
| GEORGIA SOUTHERN! | 34 | 6-19-.316 | 3-13-.231 | 6-7-.857 | 4-4-8 | 0 | 2 | 1 | 0 | 21 |
| vs. Bradley^ | 37 | 5-14-.357 | 2-8-.250 | 0-0-.000 | 2-3-5 | 0 | 3 | 0 | 0 | 12 |
| vs. Colorado State^ | 25 | 4-10-.400 | 2-4-.500 | 0-0-.000 | 2-3-5 | 0 | 2 | 1 | 0 | 10 |
| vs. BYU | 30 | 5-12-.417 | 1-4-.250 | 6-6-1.000 | 2-5-7 | 2 | 2 | 2 | 0 | 17 |
| at Maryland* | 30 | 2-12-.167 | 0-6-.000 | 1-1-1.000 | 0-2-2 | 1 | 0 | 0 | 0 | 5 |
| BOSTON COLLEGE* | 35 | 8-17-.471 | 2-8-.250 | 3-3-1.000 | 2-4-6 | 1 | 5 | 0 | 0 | 21 |
| at Georgia Tech* | 30 | 3-9-.333 | 1-5-.200 | 2-2-1.000 | 0-7-7 | 1 | 2 | 1 | 0 | 9 |
| WAKE FOREST* | 36 | 7-11-.636 | 3-4-.750 | 1-3-.333 | 2-7-9 | 0 | 1 | 0 | 0 | 18 |
| VIRGINIA* | 30 | 2-11-.182 | 0-3-.000 | 5-7-.714 | 2-7-9 | 2 | 2 | 0 | 0 | 9 |
| at Clemson* | 36 | 5-11-.455 | 2-5-.400 | 7-8-.875 | 1-1-2 | 0 | 1 | 0 | 1 | 19 |
| MIAMI* | | | | | | | | | | |
| at North Carolina* | | | | | | | | | | |
| MARYLAND* | | | | | | | | | | |
| GEORGIA TECH* | | | | | | | | | | |
| at Virginia* | | | | | | | | | | |
| at NC State* | | | | | | | | | | |
| DUKE* | | | | | | | | | | |
| FLORIDA STATE* | | | | | | | | | | |
| at Miami* | | | | | | | | | | |
| CLEMSON* | | | | | | | | | | |
| at Duke* | | | | | | | | | | |
| at Wake Forest* | | | | | | | | | | |

* - ACC games; # - ACC/Big Ten Challenge; ! - Continental Tire Las Vegas Classic - Blacksburg, Va.;
^ - Continental Tire Las Vegas Classic - Las Vegas, Nev.

2012-2013 NOTES

Began the season with a double-double, scoring 17 points and grabbing 10 rebounds against ETSU ... Scored nine points and brought down eight rebounds against Rhode Island ... Put up 17 points and grabbed eight boards against VMI ... Notched a new career high after going a perfect 5-for-5 from beyond the arc and 9-for-10 from the free throw line to score 28 at UNC Greensboro ... Put up 23 points in the win over Appalachian State ... Scored 11 points and grabbed seven rebounds, also adding three steals against Iowa ... Earned a double-double with 12 points and 12 boards, also adding four assists against Oklahoma State ... Brought down 10 rebounds and added eight points against Mississippi Valley State ... Scored 21 points and brought down eight rebounds against Georgia Southern ... Scored 12 points and brought down five rebounds in the overtime win over Bradley ... Put up 10 points and brought down five rebounds against Colorado State ... Led the team with 17 points, also adding seven rebounds at BYU ... Scored 21 points and added six rebounds against Boston College ... Tallied nine points and seven boards in the overtime win at Georgia Tech ... Neared a double-double with 18 points and nine boards in the win over Wake Forest ... Scored nine points and brought down nine rebounds against Virginia ... Put up 19 points at Clemson.

SEASON/CAREER GAME HIGHS

| POINTS | |
|--------|-------------------------------|
| Season | 28 at UNCG (11/19/12) |
| Career | 28 at UNCG (11/19/12) |
| ACC | 21 vs Boston College (1/9/13) |

| MINUTES PLAYED | |
|----------------|---|
| Season | 37 vs ETSU (11/10/12), vs BU (12/22/12) |
| Career | 37, 4x, last vs Bradley (12/22/12) |
| ACC | 37 at Virginia (1/22/12) |

| FIELD GOALS MADE | |
|------------------|------------------------------|
| Season | 8 vs Boston College (1/9/13) |
| Career | 8 vs Boston College (1/9/13) |
| ACC | 8 vs Boston College (1/9/13) |

| FIELD GOAL ATTEMPTS | |
|---------------------|-------------------------------|
| Season | 19 vs GSU (12/15/12) |
| Career | 19 vs GSU (12/15/12) |
| ACC | 17 vs Boston College (1/9/13) |

| 3-PT FIELD GOALS MADE | |
|-----------------------|---|
| Season | 5 at UNCG (11/19/12) |
| Career | 5 vs NSU (12/11/11), at UNCG (11/19/12) |
| ACC | 4 at WF (1/7/12), vs UNC (1/19/12) |

| 3-PT FIELD GOAL ATTEMPTS | |
|--------------------------|------------------------------|
| Season | 13 vs GSU (12/15/12) |
| Career | 13 vs GSU (12/15/12) |
| ACC | 8 vs Boston College (1/9/13) |

| FREE THROWS MADE | |
|------------------|------------------------|
| Season | 9 at UNCG (11/19/12) |
| Career | 9 at UNCG (11/19/12) |
| ACC | 7 at Clemson (1/27/13) |

| FREE THROW ATTEMPTS | |
|---------------------|------------------------|
| Season | 10 at UNCG (11/19/12) |
| Career | 10 at UNCG (11/19/12) |
| ACC | 8 at Clemson (1/27/13) |

| REBOUNDS | |
|----------|--------------------------------|
| Season | 12 vs Oklahoma State (12/1/12) |
| Career | 14 vs BYU (1/25/12) |
| ACC | 10 at Virginia (1/22/12) |

| ASSISTS | |
|---------|--|
| Season | 4 vs Oklahoma State (12/1/12) |
| Career | 5 vs Syracuse (11/23/11), vs BYU (1/25/12) |
| ACC | 4 vs Georgia Tech (2/18/12) |

| BLOCKS | |
|--------|--|
| Season | 3 at UNCG (11/19/12) |
| Career | 3 at K-State(11/16/10), at UNCG (11/19/12) |
| ACC | 2 vs Clemson (2/4/12) |

| STEALS | |
|--------|---------------------------------|
| Season | 3 vs Iowa (11/27/12) |
| Career | 3 vs Iowa (11/27/12) |
| ACC | 2 at BC (1/14), vs GT (2/18/12) |



CAREER STATISTICS

| Year | GP-GS | Min-Avg. | FGM-FGA-Pct. | 3FG-FGA-Pct. | FTM-FTA-Pct. | Off.-Def. | Reb-Avg. | A-TO | Blk | Stl | TP-Avg. |
|---------------|--------------|------------------|---------------------|--------------------|---------------------|---------------|----------------|---------------|-----------|-----------|----------------|
| 10-11 | 27-0 | 295-10.9 | 25-68-.368 | 7-32-.819 | 22-32-.688 | 18-41 | 59-2.2 | 13-17 | 9 | 4 | 79-2.9 |
| 11-12 | 31-30 | 853-27.5 | 91-209-.435 | 52-116-.448 | 55-64-.859 | 17-140 | 157-5.1 | 44-45 | 14 | 16 | 289-9.3 |
| 12-13 | 19-19 | 607-31.9 | 90-215-.419 | 36-99-.364 | 58-69-.841 | 25-99 | 124-6.5 | 26-43 | 15 | 9 | 274-14.4 |
| Career | 79-51 | 1802-22.8 | 208-502-.414 | 97-253-.383 | 139-169-.822 | 60-282 | 342-4.3 | 85-107 | 38 | 30 | 652-8.3 |

ROBERT BROWN

SOPHOMORE • GUARD • 6-5 • 190
CLERMONT, FLA. • HARGRAVE MIL. ACAD.

#1



SEASON STATISTICS

| Opponent | Min | FG-A-% | 3FG-A-% | FT-A-% | O-D-T | A | TO | Blk | Stl | Pts |
|---------------------------|-----|-----------|----------|-----------|-------|---|----|-----|-----|-----|
| EAST TENNESSEE ST. | 32 | 6-12-.500 | 4-7-.571 | 0-2-.000 | 0-2-2 | 5 | 1 | 0 | 1 | 16 |
| RHODE ISLAND | 32 | 5-12-.417 | 1-4-.250 | 1-2-.500 | 0-4-4 | 4 | 2 | 1 | 1 | 12 |
| VMI | 24 | 4-12-.333 | 2-6-.333 | 1-2-.500 | 0-4-4 | 4 | 4 | 0 | 0 | 11 |
| at UNC Greensboro | 30 | 3-7-.429 | 3-5-.600 | 1-2-.500 | 0-2-2 | 3 | 2 | 1 | 0 | 10 |
| APPALACHIAN STATE | 25 | 2-8-.250 | 0-3-.000 | 5-6-.833 | 0-2-2 | 6 | 3 | 1 | 1 | 9 |
| IOWA# | 38 | 6-8-.750 | 1-2-.500 | 5-5-1.000 | 0-0-0 | 2 | 1 | 1 | 1 | 18 |
| 15/17 OKLAHOMA STATE | 31 | 7-15-.467 | 0-1-.000 | 4-7-.571 | 2-4-6 | 0 | 1 | 1 | 1 | 18 |
| at West Virginia | 38 | 9-19-.473 | 2-7-.286 | 1-1-1.000 | 0-3-3 | 1 | 3 | 2 | 0 | 21 |
| MISSISSIPPI VALLEY STATE! | 23 | 2-9-.222 | 0-2-.000 | 0-0-.000 | 2-2-4 | 2 | 1 | 0 | 1 | 4 |
| GEORGIA SOUTHERN! | 25 | 1-7-.142 | 1-4-.250 | 1-2-.500 | 1-1-2 | 2 | 3 | 0 | 1 | 4 |
| vs. Bradley^ | 31 | 1-6-.167 | 0-3-.000 | 0-0-.000 | 0-2-2 | 4 | 4 | 0 | 1 | 2 |
| vs. Colorado State^ | 21 | 0-8-.000 | 0-3-.000 | 0-2-.000 | 1-2-3 | 0 | 3 | 0 | 0 | 0 |
| vs. BYU | 28 | 5-12-.417 | 0-4-.000 | 3-4-.750 | 0-5-5 | 1 | 2 | 0 | 1 | 13 |
| at Maryland* | 33 | 4-15-.267 | 1-6-.167 | 2-4-.500 | 0-2-2 | 1 | 4 | 0 | 0 | 11 |
| BOSTON COLLEGE* | | -- DNP -- | | | | | | | | |
| at Georgia Tech* | 32 | 2-11-.182 | 0-2-.000 | 6-6-1.000 | 1-2-3 | 3 | 2 | 0 | 0 | 10 |
| WAKE FOREST* | 23 | 2-11-.189 | 0-5-.000 | 0-1-.000 | 0-0-0 | 3 | 2 | 0 | 1 | 4 |
| VIRGINIA* | 24 | 0-3-.000 | 0-2-.000 | 0-0-.000 | 0-1-1 | 0 | 1 | 0 | 0 | 0 |
| at Clemson* | 26 | 4-13-.305 | 0-3-.000 | 1-2-.500 | 1-3-4 | 2 | 1 | 0 | 0 | 9 |
| MIAMI* | | | | | | | | | | |
| at North Carolina* | | | | | | | | | | |
| MARYLAND* | | | | | | | | | | |
| GEORGIA TECH* | | | | | | | | | | |
| at Virginia* | | | | | | | | | | |
| at NC State* | | | | | | | | | | |
| DUKE* | | | | | | | | | | |
| FLORIDA STATE* | | | | | | | | | | |
| at Miami* | | | | | | | | | | |
| CLEMSON* | | | | | | | | | | |
| at Duke* | | | | | | | | | | |
| at Wake Forest* | | | | | | | | | | |

*- ACC games; # - ACC/Big Ten Challenge; !-Continental Tire Las Vegas Classic- Blacksburg, Va.;
^ - Continental Tire Las Vegas Classic - Las Vegas, Nev.

SEASON/CAREER GAME HIGHS

| POINTS | |
|--------|--------------------------------|
| Season | 21 at WVU (12/8/12) |
| Career | 21 at WVU (12/8/12) |
| ACC | 12 vs North Carolina (1/19/12) |

| MINUTES PLAYED | |
|----------------|---|
| Season | 38 vs Iowa (11/27/12), at WVU (12/8/12) |
| Career | 38 vs Iowa (11/27/12), at WVU (12/8/12) |
| ACC | 33 at UVa (1/22/12), at MD (1/5/13) |

| FIELD GOALS MADE | |
|------------------|-------------------------------|
| Season | 9 at WVU (12/8/12) |
| Career | 9 at WVU (12/8/12) |
| ACC | 5 vs North Carolina (1/19/12) |

| FIELD GOAL ATTEMPTS | |
|---------------------|-------------------------------------|
| Season | 19 at WVU (12/8/12) |
| Career | 19 at WVU (12/8/12) |
| ACC | 15 vs UNC (1/19/12), at MD (1/5/13) |

| 3-PT FIELD GOALS MADE | |
|-----------------------|---------------------------------------|
| Season | 4 vs ETSU (11/10/12) |
| Career | 4 vs ETSU (11/10/12) |
| ACC | 2, 4x, last vs Georgia Tech (2/18/12) |

| 3-PT FIELD GOAL ATTEMPTS | |
|--------------------------|--|
| Season | 7 vs ETSU (11/10/12), at WVU (12/8/12) |
| Career | 10 vs Kansas State (12/4/11) |
| ACC | 7 vs North Carolina (1/19/12) |

| FREE THROWS MADE | |
|------------------|---|
| Season | 6 at Georgia Tech (1/12/13) |
| Career | 6 vs Monmouth (11/14/11), at GT (1/12/13) |
| ACC | 6 at Georgia Tech (1/12/13) |

| FREE THROW ATTEMPTS | |
|---------------------|-------------------------------|
| Season | 7 vs Oklahoma State (12/1/12) |
| Career | 7 vs Oklahoma State (12/1/12) |
| ACC | 6 at Georgia Tech (1/12/13) |

| REBOUNDS | |
|----------|---------------------------------------|
| Season | 6 vs Oklahoma State (12/1/12) |
| Career | 6 vs BC (2/12/12), vs Ok St (12/1/12) |
| ACC | 6 vs Boston College (2/12/12) |

| ASSISTS | |
|---------|----------------------------|
| Season | 6 vs App. State (11/23/12) |
| Career | 6 vs App. State (11/23/12) |
| ACC | 5 at Virginia (1/22/12) |

| BLOCKS | |
|--------|----------------------------------|
| Season | 2 at WVU (12/8/12) |
| Career | 2 at WVU (12/8/12) |
| ACC | 1, 4x, last vs NC State (3/4/12) |

| STEALS | |
|--------|---------------------------------------|
| Season | 1, 10x, last vs Wake Forest (1/19/13) |
| Career | 2, 6x, last at Clemson (3/1/12) |
| ACC | 2 at UVa (1/22), at Clemson (3/1/12) |



2012-2013 NOTES

Dropped 15 points and dished out five assists in the season opener against ETSU ... Scored 12 points and added four assists and four boards against Rhode Island ... Made it three straight games with double-digit scoring after scoring 11 points and dishing out four assists against VMI ... Continued his double-digit scoring streak with 10 points at UNC Greensboro ... Dished out a career-high six assists and added nine points against Appalachian State ... Tallied 18 points in the win over Iowa ... Matched a career high with six rebounds, also scoring six points in the win over Oklahoma State ... Had a career-high 21 points and two blocks at West Virginia ... Scored 13 points and brought down five rebounds at BYU ... Scored 11 points in the ACC opener at Maryland ... Tallied 10 points, going a perfect 6-for-6 from the line, and three assists in the overtime win at Georgia Tech ... Was limited to just four points, but hit the game-winning shot to lift the Hokies past Wake Forest ... Scored nine points and grabbed four rebounds at Clemson.

CAREER STATISTICS

| Year | GP-GS | Min-Avg. | FGM-FGA-Pct. | 3FG-FGA-Pct. | FTM-FTA-Pct. | Off.-Def. | Reb-Avg. | A-TO | Blk | Stl | TP-Avg. |
|---------------|--------------|------------------|---------------------|--------------------|-------------------|--------------|----------------|---------------|-----------|-----------|----------------|
| 11-12 | 31-4 | 684-22.1 | 73-206-.354 | 33-105-.314 | 26-42-.619 | 12-46 | 58-1.9 | 60-43 | 11 | 24 | 205-6.6 |
| 12-13 | 18-16 | 510-26.3 | 63-188-.335 | 15-69-.217 | 31-48-.646 | 8-41 | 49-2.7 | 43-40 | 7 | 10 | 172-9.6 |
| Career | 51-20 | 1246-24.4 | 143-409-.350 | 51-182-.280 | 59-93-.634 | 21-96 | 117-2.3 | 107-89 | 18 | 35 | 396-7.8 |

C.J. BARKSDALE

SOPHOMORE • FORWARD • 6-8 • 232
DANVILLE, VA. • HARGRAVE MIL. ACAD.

#42



SEASON STATISTICS

SEASON/CAREER GAME HIGHS

| Opponent | Min | FG-A-% | 3FG-A-% | FT-A-% | O-D-T | A | TO | Blk | Stl | Pts |
|---------------------------|-----|-----------|----------|-----------|--------|---|----|-----|-----|-----|
| EAST TENNESSEE ST. | 17 | 0-1-.000 | 0-0-.000 | 0-0-.000 | 0-3-3 | 1 | 2 | 0 | 0 | 0 |
| RHODE ISLAND | 12 | 1-3-.333 | 0-0-.000 | 0-0-.000 | 0-1-1 | 1 | 0 | 0 | 0 | 2 |
| VMI | 25 | 4-8-.500 | 0-0-.000 | 3-4-.750 | 1-5-6 | 1 | 0 | 0 | 0 | 11 |
| at UNC Greensboro | 22 | 1-4-.250 | 0-0-.000 | 3-4-.750 | 1-5-6 | 1 | 2 | 2 | 0 | 5 |
| APPALACHIAN STATE | 25 | 3-5-.600 | 0-0-.000 | 4-4-1.000 | 3-4-7 | 2 | 1 | 0 | 2 | 10 |
| IOWA# | 24 | 5-7-.714 | 0-0-.000 | 1-1-1.000 | 2-5-7 | 0 | 0 | 1 | 0 | 11 |
| 15/17 OKLAHOMA STATE | 13 | 0-1-.000 | 0-0-.000 | 0-0-.000 | 0-1-1 | 2 | 0 | 0 | 1 | 0 |
| at West Virginia | 33 | 3-4-.750 | 0-0-.000 | 0-0-.000 | 3-5-8 | 0 | 1 | 3 | 0 | 6 |
| MISSISSIPPI VALLEY STATE! | 19 | 2-5-.600 | 0-0-.000 | 0-0-.000 | 1-2-3 | 1 | 0 | 1 | 0 | 6 |
| GEORGIA SOUTHERN! | 34 | 5-8-.625 | 0-0-.000 | 0-0-.000 | 5-4-9 | 0 | 1 | 2 | 1 | 10 |
| vs. Bradley^ | 18 | 0-1-.000 | 0-0-.000 | 0-0-.000 | 0-1-1 | 0 | 1 | 0 | 0 | 0 |
| vs. Colorado State^ | 20 | 2-4-.500 | 0-0-.000 | 0-2-.000 | 3-2-5 | 0 | 0 | 0 | 0 | 4 |
| vs. BYU | 8 | 1-1-1.000 | 0-0-.000 | 0-0-.000 | 0-0-0 | 0 | 1 | 1 | 0 | 0 |
| at Maryland* | | -- DNP -- | | | | | | | | |
| BOSTON COLLEGE* | 16 | 2-5-.400 | 0-0-.000 | 2-2-1.000 | 2-2-4 | 0 | 2 | 0 | 0 | 6 |
| at Georgia Tech* | 33 | 4-5-.800 | 0-0-.000 | 3-5-.600 | 2-8-10 | 0 | 1 | 1 | 0 | 11 |
| WAKE FOREST* | 17 | 2-3-.667 | 0-0-.000 | 0-0-.000 | 1-4-5 | 2 | 1 | 0 | 0 | 4 |
| VIRGINIA* | 26 | 1-1-1.000 | 0-0-.000 | 0-0-.000 | 1-2-3 | 2 | 2 | 0 | 0 | 2 |
| at Clemson* | 25 | 2-6-.333 | 0-0-.000 | 1-2-.500 | 4-2-6 | 0 | 0 | 0 | 0 | 5 |
| MIAMI* | | | | | | | | | | |
| at North Carolina* | | | | | | | | | | |
| MARYLAND* | | | | | | | | | | |
| GEORGIA TECH* | | | | | | | | | | |
| at Virginia* | | | | | | | | | | |
| at NC State* | | | | | | | | | | |
| DUKE* | | | | | | | | | | |
| FLORIDA STATE* | | | | | | | | | | |
| at Miami* | | | | | | | | | | |
| CLEMSON* | | | | | | | | | | |
| at Duke* | | | | | | | | | | |
| at Wake Forest* | | | | | | | | | | |

POINTS

| | |
|--------|--|
| Season | 11, 3x, last at Georgia Tech (1/12/13) |
| Career | 11, 3x, last at Georgia Tech (1/12/13) |
| ACC | 11 at Georgia Tech (1/12/13) |

MINUTES PLAYED

| | |
|--------|------------------------------|
| Season | 34 vs GSU (12/15/12) |
| Career | 34 vs GSU (12/15/12) |
| ACC | 33 at Georgia Tech (1/12/13) |

FIELD GOALS MADE

| | |
|--------|---|
| Season | 5 vs Iowa (11/27/12), vs GSU (12/15/12) |
| Career | 5 vs Iowa (11/27/12), vs GSU (12/15/12) |
| ACC | 3 vs Georgia Tech (2/18/12) |

FIELD GOAL ATTEMPTS

| | |
|--------|--|
| Season | 8 vs VMI (11/15/12), vs GSU (12/15/12) |
| Career | 8, 3x, last vs GSU (12/15/12) |
| ACC | 8 vs Florida State (1/10/12) |

3-PT FIELD GOALS MADE

| | |
|--------|-----|
| Season | N/A |
| Career | N/A |
| ACC | N/A |

3-PT FIELD GOAL ATTEMPTS

| | |
|--------|-----|
| Season | N/A |
| Career | N/A |
| ACC | N/A |

FREE THROWS MADE

| | |
|--------|--------------------------------------|
| Season | 4 vs App. State (11/23/12) |
| Career | 4, 3x, last vs App. State (11/23/12) |
| ACC | 4 at Boston College (1/14/12) |

FREE THROW ATTEMPTS

| | |
|--------|-------------------------------|
| Season | 5 at Georgia Tech (1/12/13) |
| Career | 6 at Boston College (1/14/12) |
| ACC | 6 at Boston College (1/14/12) |

REBOUNDS

| | |
|--------|---------------------------------------|
| Season | 10 at Georgia Tech (1/12/13) |
| Career | 10 vs EMU (12/22/11), at GT (1/12/13) |
| ACC | 10 at Georgia Tech (1/12/13) |

ASSISTS

| | |
|--------|-------------------------------------|
| Season | 2, 4x, last vs Virginia (1/24/13) |
| Career | 2, 6x, last vs Virginia (1/24/13) |
| ACC | 2 vs WF (1/19/13), vs UVA (1/24/13) |

BLOCKS

| | |
|--------|-----------------------------|
| Season | 3 at WVU (12/8/12) |
| Career | 3 at WVU (12/8/12) |
| ACC | 1 at Georgia Tech (1/12/13) |

STEALS

| | |
|--------|--------------------------------------|
| Season | 2 vs App. State (11/23/12) |
| Career | 2, 3x, last vs App. State (11/23/12) |
| ACC | 2 vs Florida State (1/10/12) |



2012-2013 NOTES

Grabbed three rebounds in the season opener against ETSU ... Scored in double figures for the first time in his career with 11 point, also bringing down six rebounds against VMI ... Grabbed six boards and scored five points, also blocking two shots at UNC Greensboro ... Scored 10 points and brought down seven rebounds against Appalachian State ... Put up 11 points and grabbed seven boards in the win over Iowa ... Had a career-high three blocks, also adding six points and eight boards at West Virginia ... Neared a double-double with 10 points and nine boards against Georgia Southern ... Grabbed five rebounds against Colorado State ... Scored six points and grabbed four rebounds against Boston College ... Recorded his first career double-double with 11 points and 10 rebounds in the overtime win at Georgia Tech ... Grabbed five rebounds and scored four points in the win over Wake Forest ... Brought down six rebounds and scored five points at Clemson.

CAREER STATISTICS

| Year | GP-GS | Min-Avg. | FGM-FGA-Pct. | 3FG-FGA-Pct. | FTM-FTA-Pct. | Off.-Def. | Reb-Avg. | A-TO | Blk | Stl | TP-Avg. |
|---------------|--------------|-----------------|--------------------|-----------------|-------------------|---------------|----------------|--------------|-----------|-----------|----------------|
| 11-12 | 30-1 | 356-11.9 | 30-68-.441 | 0-0-.000 | 27-36-.750 | 37-44 | 81-2.7 | 9-12 | 8 | 8 | 87-2.9 |
| 12-13 | 18-18 | 380-21.1 | 39-72-.542 | 0-0-.000 | 17-24-.708 | 29-56 | 85-4.7 | 13-15 | 11 | 4 | 95-5.3 |
| Career | 50-19 | 759-15.2 | 69-144-.479 | 0-0-.000 | 44-60-.733 | 68-103 | 171-3.4 | 22-29 | 19 | 12 | 182-3.6 |

MARQUIS RANKIN

SOPHOMORE • GUARD • 6-1 • 165
CHARLOTTE, N.C. • HARGRAVE MIL. ACAD.

#10



SEASON STATISTICS

SEASON/CAREER GAME HIGHS

| Opponent | Min | FG-A-% | 3FG-A-% | FT-A-% | O-D-T | A | TO | Blk | Stl | Pts |
|---------------------------|-----|-------------|-----------|-----------|-------|---|----|-----|-----|-----|
| EAST TENNESSEE ST. | | --- DNP --- | | | | | | | | |
| RHODE ISLAND | | --- DNP --- | | | | | | | | |
| VMI | 3 | 0-0-0.000 | 0-0-0.000 | 0-0-0.000 | 0-0-0 | 0 | 2 | 0 | 0 | 0 |
| at UNC Greensboro | 8 | 1-1-1.000 | 0-0-0.000 | 0-0-0.000 | 0-0-0 | 0 | 0 | 0 | 0 | 2 |
| APPALACHIAN STATE | 20 | 0-1-0.000 | 0-1-0.000 | 0-2-0.000 | 0-0-0 | 2 | 0 | 0 | 1 | 0 |
| IOWA# | 8 | 2-3-333 | 1-2-500 | 0-0-0.000 | 0-0-0 | 2 | 1 | 0 | 0 | 5 |
| 15/17 OKLAHOMA STATE | 20 | 0-1-0.000 | 0-1-0.000 | 0-0-0.000 | 0-0-0 | 0 | 3 | 0 | 0 | 0 |
| at West Virginia | 25 | 0-5-0.000 | 0-2-0.000 | 0-0-0.000 | 0-4-4 | 2 | 0 | 0 | 0 | 0 |
| MISSISSIPPI VALLEY STATE! | 19 | 3-4-750 | 1-1-1.000 | 3-3-1.000 | 0-2-2 | 1 | 1 | 1 | 1 | 10 |
| GEORGIA SOUTHERN! | 21 | 2-5-400 | 1-3-333 | 0-0-0.000 | 2-0-2 | 0 | 0 | 0 | 0 | 5 |
| vs. Bradley^ | 24 | 0-1-0.000 | 0-0-0.000 | 0-0-0.000 | 0-1-1 | 1 | 3 | 0 | 1 | 0 |
| vs. Colorado State^ | 23 | 1-4-250 | 1-4-250 | 0-0-0.000 | 0-0-0 | 1 | 0 | 0 | 0 | 3 |
| vs. BYU | 14 | 0-2-0.000 | 0-2-0.000 | 2-2-1.000 | 0-0-0 | 0 | 0 | 0 | 0 | 2 |
| at Maryland* | 24 | 1-5-200 | 1-3-333 | 0-0-0.000 | 1-2-3 | 3 | 1 | 0 | 3 | 3 |
| BOSTON COLLEGE* | 30 | 1-3-333 | 1-1-1.000 | 1-2-500 | 0-2-2 | 1 | 2 | 0 | 0 | 4 |
| at Georgia Tech* | 24 | 0-1-0.000 | 0-0-0.000 | 0-0-0.000 | 1-2-3 | 2 | 1 | 0 | 2 | 0 |
| WAKE FOREST* | 24 | 1-2-500 | 0-1-0.000 | 0-0-0.000 | 0-0-0 | 1 | 0 | 0 | 2 | 2 |
| VIRGINIA* | 25 | 2-4-500 | 2-3-667 | 0-0-0.000 | 0-0-0 | 0 | 1 | 0 | 3 | 6 |
| at Clemson* | 17 | 2-4-500 | 2-3-667 | 1-2-500 | 0-1-1 | 0 | 1 | 0 | 0 | 7 |
| MIAMI* | | | | | | | | | | |
| at North Carolina* | | | | | | | | | | |
| MARYLAND* | | | | | | | | | | |
| GEORGIA TECH* | | | | | | | | | | |
| at Virginia* | | | | | | | | | | |
| at NC State* | | | | | | | | | | |
| DUKE* | | | | | | | | | | |
| FLORIDA STATE* | | | | | | | | | | |
| at Miami* | | | | | | | | | | |
| CLEMSON* | | | | | | | | | | |
| at Duke* | | | | | | | | | | |
| at Wake Forest* | | | | | | | | | | |

POINTS

| | |
|--------|-----------------------------------|
| Season | 10 vs MVSU (12/10/12) |
| Career | 10 vs MVSU (12/10/12) |
| ACC | 8, 3x, last vs Virginia (2/21/12) |

MINUTES PLAYED

| | |
|--------|-------------------------------|
| Season | 30 vs Boston College (1/9/13) |
| Career | 30 vs Boston College (1/9/13) |
| ACC | 30 vs Boston College (1/9/13) |

FIELD GOALS MADE

| | |
|--------|--------------------------------------|
| Season | 3 vs MVSU (12/10/12) |
| Career | 3, 3x, last vs MVSU (12/10/12) |
| ACC | 3 vs Duke (2/2), vs Clemson (2/4/12) |

FIELD GOAL ATTEMPTS

| | |
|--------|----------------------------------|
| Season | 5, 3x, last at Maryland (1/5/13) |
| Career | 8 at Boston College (1/14/12) |
| ACC | 8 at Boston College (1/14/12) |

3-PT FIELD GOALS MADE

| | |
|--------|--|
| Season | 2 vs UVA (1/24/13), at Clemson (1/27/13) |
| Career | 2, 5x, last at Clemson (1/27/13) |
| ACC | 2, 4x, last at Clemson (1/27/13) |

3-PT FIELD GOAL ATTEMPTS

| | |
|--------|----------------------------------|
| Season | 4 vs CSU (12/23/12) |
| Career | 4 vs CSU (12/23/12) |
| ACC | 3, 6x, last at Clemson (1/27/13) |

FREE THROWS MADE

| | |
|--------|-------------------------------|
| Season | 3 vs MVSU (12/10/12) |
| Career | 4 at Boston College (1/14/12) |
| ACC | 4 at Boston College (1/14/12) |

FREE THROW ATTEMPTS

| | |
|--------|-------------------------------|
| Season | 3 vs MVSU (12/10/12) |
| Career | 4 at Boston College (1/14/12) |
| ACC | 4 at Boston College (1/14/12) |

REBOUNDS

| | |
|--------|-----------------------------------|
| Season | 4 at WVU (12/8/12) |
| Career | 4, 3x, last at WVU (12/8/12) |
| ACC | 4 at BC (1/14), at Miami (2/9/12) |

ASSISTS

| | |
|--------|----------------------------------|
| Season | 3 at Maryland (1/5/13) |
| Career | 4 vs North Florida (12/19/11) |
| ACC | 3, 3x, last at Maryland (1/5/13) |

BLOCKS

| | |
|--------|--------------------------------|
| Season | 1 vs MVSU (12/10/12) |
| Career | 1, 3x, last vs MVSU (12/10/12) |
| ACC | 1 vs Florida State (1/10/12) |

STEALS

| | |
|--------|------------------------------------|
| Season | 3 at MD (1/5/13), vs UVA (1/24/13) |
| Career | 3 at MD (1/5/13), vs UVA (1/24/13) |
| ACC | 3 at MD (1/5/13), vs UVA (1/24/13) |



2012-2013 NOTES

Missed the ETSU game due to family matters ... Made season debut against VMI ... Scored first points of the season, making a basket at UNC Greensboro ... Had two assists against Appalachian State ... Scored five points in eight minutes of action against Iowa ... Grabbed four rebounds at West Virginia ... Scored a career-high ten points against Mississippi Valley State ... Had five points and two rebounds against Georgia Southern ... Tallied three steals and three assists in the ACC opener at Maryland ... Grabbed three rebounds and dished out two assists in the overtime win at Georgia Tech ... Had three steals and added six points against Virginia ... Scored seven points at Clemson.


CAREER STATISTICS

| Year | GP-GS | Min-Avg. | FGM-FGA-Pct. | 3FG-FGA-Pct. | FTM-FTA-Pct. | Off.-Def. | Reb-Avg. | A-TO | Blk | Stl | TP-Avg. |
|---------------|-------------|-----------------|--------------------|-------------------|-------------------|--------------|---------------|--------------|----------|-----------|----------------|
| 11-12 | 23-6 | 317-13.8 | 22-65-.338 | 9-23-.391 | 8-13-.615 | 7-19 | 26-1.1 | 26-27 | 3 | 10 | 61-2.7 |
| 12-13 | 17-3 | 323-19.0 | 16-46-.348 | 10-27-.370 | 7-11-.636 | 4-14 | 18-1.1 | 16-16 | 1 | 13 | 49-2.9 |
| Career | 41-9 | 647-15.7 | 38-111-.342 | 19-50-.380 | 15-24-.625 | 11-33 | 44-1.1 | 43-44 | 4 | 23 | 110-2.7 |

WILL JOHNSTON

SOPHOMORE • GUARD • 6-3 • 185
MIDLOTHIAN, VA. • MIDLOTHIAN

#25



SEASON STATISTICS

| Opponent | Min | FG-A-% | 3FG-A-% | FT-A-% | O-D-T | A | TO | Blk | Stl | Pts |
|--|-----|-----------|-----------|----------|-------|---|----|-----|-----|-----|
| EAST TENNESSEE ST. | 13 | 1-3-.333 | 1-3-.333 | 0-0-.000 | 0-0-0 | 2 | 0 | 0 | 1 | 3 |
| RHODE ISLAND | 11 | 1-1-1.000 | 1-1-1.000 | 0-0-.000 | 0-1-1 | 0 | 0 | 0 | 1 | 3 |
| VMI | 19 | 3-6-.500 | 3-6-.500 | 0-0-.000 | 0-0-0 | 0 | 0 | 0 | 0 | 9 |
| at UNC Greensboro | 10 | 3-3-1.000 | 3-3-1.000 | 0-0-.000 | 0-0-0 | 0 | 0 | 0 | 0 | 9 |
| APPALACHIAN STATE | 4 | 0-0-.000 | 0-0-.000 | 0-0-.000 | 0-0-0 | 0 | 0 | 0 | 0 | 0 |
| IOWA# | 2 | 1-1-1.000 | 1-1-1.000 | 0-0-.000 | 0-0-0 | 0 | 0 | 0 | 0 | 3 |
| 15/17 OKLAHOMA STATE at West Virginia | 10 | 0-1-.000 | 0-1-.000 | 0-0-.000 | 0-0-0 | 1 | 0 | 0 | 0 | 0 |
| MISSISSIPPI VALLEY STATE! | 8 | 0-2-.000 | 0-2-.000 | 0-0-.000 | 0-1-1 | 0 | 1 | 0 | 0 | 0 |
| GEORGIA SOUTHERN! vs. Bradley^ | 4 | 0-0-.000 | 0-0-.000 | 0-0-.000 | 0-0-0 | 0 | 0 | 0 | 0 | 0 |
| vs. Colorado State^ | 10 | 1-1-1.000 | 1-1-1.000 | 1-2-.500 | 1-0-1 | 0 | 0 | 0 | 0 | 4 |
| vs. BYU | 16 | 1-5-.200 | 1-5-.200 | 3-4-.750 | 0-1-1 | 0 | 1 | 0 | 1 | 6 |
| at Maryland* | 10 | 0-1-.000 | 0-1-.000 | 0-0-.000 | 0-0-0 | 0 | 0 | 0 | 0 | 0 |
| BOSTON COLLEGE* | 17 | 2-3-.667 | 1-1-1.000 | 0-1-.000 | 0-0-0 | 1 | 0 | 0 | 0 | 5 |
| at Georgia Tech* | 6 | 0-2-.000 | 0-2-.000 | 0-0-.000 | 0-1-1 | 0 | 0 | 0 | 0 | 0 |
| WAKE FOREST* | 1 | 0-0-.000 | 0-0-.000 | 0-0-.000 | 0-0-0 | 0 | 0 | 0 | 0 | 0 |
| VIRGINIA* | 7 | 0-1-.000 | 0-1-.000 | 0-0-.000 | 0-0-0 | 1 | 0 | 0 | 0 | 0 |
| at Clemson* | 2 | 0-0-.000 | 0-0-.000 | 0-0-.000 | 0-0-0 | 0 | 0 | 0 | 0 | 0 |
| MIAMI* | | | | | | | | | | |
| at North Carolina* | | | | | | | | | | |
| MARYLAND* | | | | | | | | | | |
| GEORGIA TECH* | | | | | | | | | | |
| at Virginia* | | | | | | | | | | |
| at NC State* | | | | | | | | | | |
| DUKE* | | | | | | | | | | |
| FLORIDA STATE* | | | | | | | | | | |
| at Miami* | | | | | | | | | | |
| CLEMSON* | | | | | | | | | | |
| at Duke* | | | | | | | | | | |
| at Wake Forest* | | | | | | | | | | |

*- ACC games; # - ACC/Big Ten Challenge; !-Continental Tire Las Vegas Classic- Blacksburg, Va.;
^ - Continental Tire Las Vegas Classic - Las Vegas, Nev.

2012-2013 NOTES

Scored a three and had two assists in the season opener against ETSU ... Buried a three in 11 minutes of action against Rhode Island ... Tallied a career-high nine points against VMI ... Scored nine points, going a perfect 3-for-3 from beyond the arc at UNC Greensboro ... Drained a three in two minutes of action against Iowa ... Scored four points and grabbed a rebounds against Colorado State ... Put up five points against Boston College.

SEASON/CAREER GAME HIGHS

POINTS

Season 9 vs VMI (11/15/12), at UNCG (11/19/12)
Career 9 vs VMI (11/15/12), at UNCG (11/19/12)
ACC 5 vs Boston College (1/9/13)

MINUTES PLAYED

Season 19 vs VMI (11/15/12)
Career 19 vs VMI (11/15/12)
ACC 17 vs Boston College (1/9/13)

FIELD GOALS MADE

Season 3 vs VMI (11/15/12), at UNCG (11/19/12)
Career 3 vs VMI (11/15/12)
ACC 2 vs Boston College (1/9/13)

FIELD GOAL ATTEMPTS

Season 6 vs VMI (11/15/12), at UNCG (11/19/12)
Career 6 vs VMI (11/15/12)
ACC 3 vs Boston College (1/9/13)

3-PT FIELD GOALS MADE

Season 3 vs VMI (11/15/12), at UNCG (11/19/12)
Career 3 vs VMI (11/15/12), at UNCG (11/19/12)
ACC 1 vs Boston College (1/9/13)

3-PT FIELD GOAL ATTEMPTS

Season 6 vs VMI (11/15/12)
Career 6 vs VMI (11/15/12)
ACC 2 at Georgia Tech (1/12/13)

FREE THROWS MADE

Season 3 at BYU (12/29/12)
Career 3 at BYU (12/29/12)
ACC N/A

FREE THROW ATTEMPTS

Season 4 at BYU (12/29/12)
Career 4 at BYU (12/29/12)
ACC 1 vs Boston College (1/9/13)

REBOUNDS

Season 1, 5x last at Georgia Tech (1/12/13)
Career 1, 5x last at Georgia Tech (1/12/13)
ACC 1 at Georgia Tech (1/12/13)

ASSISTS

Season 2 vs ETSU (11/10/12)
Career 2 vs ETSU (11/10/12)
ACC 1 vs BC (1/9/13), vs UVA (1/24/13)

BLOCKS

Season N/A
Career N/A
ACC N/A

STEALS

Season 1 vs ETSU (11/10/12), at BYU (12/29/12)
Career 1 vs ETSU (11/10/12), at BYU (12/29/12)
ACC N/A



CAREER STATISTICS

| Year | GP-GS | Min-Avg. | FGM-FGA-Pct. | 3FG-FGA-Pct. | FTM-FTA-Pct. | Off.-Def. | Reb-Avg. | A-TO | Blk | Stl | TP-Avg. |
|---------------|-------------|----------------|-------------------|-------------------|-----------------|------------|--------------|------------|----------|----------|------------|
| 11-12 | 4-0 | 8-2.0 | 1-3-.333 | 1-3-.333 | 0-0-.000 | 0-0 | 0-0.0 | 0-0 | 0 | 0 | 3-0.8 |
| 12-13 | 17-0 | 157-9.2 | 13-30-.433 | 12-28-.429 | 4-7-.571 | 1-4 | 5-0.3 | 5-2 | 0 | 3 | 42- |
| Career | 21-0 | 165-7.7 | 14-33-.424 | 13-31-.419 | 4-7-.571 | 1-4 | 5-0.3 | 5-2 | 0 | 3 | 45- |

JOEY van ZEGEREN

R-FRESHMAN • FORWARD • 6-10 • 220
HOOGEVEEN, THE NETHERLANDS • CANARIAS

#2



SEASON STATISTICS

| Opponent | Min | FG-A-% | 3FG-A-% | FT-A-% | O-D-T | A | TO | Blk | Stl | Pts |
|---------------------------|-----|------------|----------|----------|-------|---|----|-----|-----|-----|
| EAST TENNENSSEE ST. | 18 | 3-3-.1.000 | 0-0-.000 | 0-0-.000 | 1-1-2 | 0 | 0 | 1 | 0 | 6 |
| RHODE ISLAND | 12 | 1-2-.500 | 0-0-.000 | 0-2-.000 | 2-4-6 | 0 | 0 | 1 | 0 | 2 |
| VMI | 18 | 2-3-.333 | 0-0-.000 | 0-0-.000 | 1-7-8 | 0 | 0 | 1 | 0 | 4 |
| at UNC Greensboro | 12 | 1-1-.000 | 0-0-.000 | 0-2-.000 | 0-1-1 | 0 | 3 | 0 | 1 | 2 |
| APPALACHIAN STATE | 11 | 1-2-.500 | 0-0-.000 | 0-0-.000 | 0-0-0 | 0 | 0 | 0 | 0 | 2 |
| IOWA# | 12 | 3-6-.500 | 0-0-.000 | 4-5-.800 | 3-0-3 | 0 | 2 | 0 | 0 | 10 |
| 15/17 OKLAHOMA STATE | 8 | 1-2-.500 | 0-0-.000 | 0-0-.000 | 0-0-0 | 0 | 1 | 1 | 1 | 2 |
| at West Virginia | 12 | 1-3-.333 | 0-0-.000 | 0-0-.000 | 1-1-2 | 0 | 0 | 2 | 0 | 2 |
| MISSISSIPPI VALLEY STATE! | 23 | 3-3-1.000 | 0-0-.000 | 3-6-.500 | 1-6-7 | 0 | 0 | 3 | 0 | 9 |
| GEORGIA SOUTHERN! | 19 | 0-3-.000 | 0-0-.000 | 2-4-.500 | 4-1-5 | 1 | 1 | 0 | 1 | 2 |
| vs. Bradley^ | 13 | 0-1-.000 | 0-0-.000 | 2-4-.500 | 2-3-5 | 0 | 2 | 0 | 1 | 2 |
| vs. Colorado State^ | 14 | 0-0-.000 | 0-0-.000 | 2-3-.667 | 0-2-2 | 0 | 0 | 2 | 0 | 2 |
| vs. BYU | 18 | 3-4-.750 | 0-0-.000 | 1-4-.250 | 3-1-4 | 0 | 3 | 1 | 2 | 7 |
| at Maryland* | 26 | 3-4-.750 | 0-0-.000 | 4-5-.800 | 3-2-5 | 0 | 2 | 0 | 0 | 10 |
| BOSTON COLLEGE* | 24 | 3-4-.750 | 0-0-.000 | 1-2-.500 | 1-3-4 | 0 | 3 | 0 | 0 | 7 |
| at Georgia Tech* | 15 | 2-4-.500 | 0-0-.000 | 0-0-.000 | 1-0-1 | 0 | 0 | 1 | 0 | 4 |
| WAKE FOREST* | 21 | 2-5-.200 | 0-0-.000 | 1-2-.500 | 1-1-2 | 0 | 2 | 1 | 0 | 5 |
| VIRGINIA* | 18 | 1-2-.500 | 0-0-.000 | 0-4-.000 | 2-3-5 | 0 | 3 | 0 | 0 | 2 |
| at Clemson* | 9 | 0-0-.000 | 0-0-.000 | 0-0-.000 | 0-1-1 | 0 | 0 | 1 | 0 | 0 |
| MIAMI* | | | | | | | | | | |
| at North Carolina* | | | | | | | | | | |
| MARYLAND* | | | | | | | | | | |
| GEORGIA TECH* | | | | | | | | | | |
| at Virginia* | | | | | | | | | | |
| at NC State* | | | | | | | | | | |
| DUKE* | | | | | | | | | | |
| FLORIDA STATE* | | | | | | | | | | |
| at Miami* | | | | | | | | | | |
| CLEMSON* | | | | | | | | | | |
| at Duke* | | | | | | | | | | |
| at Wake Forest* | | | | | | | | | | |

*- ACC games; # - ACC/Big Ten Challenge; !-Continental Tire Las Vegas Classic- Blacksburg, Va.;
^ - Continental Tire Las Vegas Classic - Las Vegas, Nev.

2012-2013 NOTES

Scored six points in the season opener against ETSU ... Grabbed six rebounds and scored two points against Rhode Island ... Brought down eight rebounds and added four points against VMI ... Put up ten points in the win over Iowa ... Blocked three shots, brought down seven rebounds and scored nine points, six of which came on a season-best three dunks ... Grabbed five rebounds in the overtime win over Bradley ... Scored seven points and grabbed four boards at BYU ... Scored a career-best 10 points, also adding five rebounds in his first career start at Maryland ... Grabbed four rebounds and scored seven points against Boston College ... Scored five points in the win over Wake Forest ... Brought down five rebounds against Virginia.

SEASON/CAREER GAME HIGHS

POINTS

| | |
|--------|---------------------------------------|
| Season | 10 vs Iowa (11/27/12), at MD (1/5/13) |
| Career | 10 vs Iowa (11/27/12), at MD (1/5/13) |
| ACC | 10 at Maryland (1/5/13) |

MINUTES PLAYED

| | |
|--------|-------------------------|
| Season | 26 at Maryland (1/5/13) |
| Career | 26 at Maryland (1/5/13) |
| ACC | 26 at Maryland (1/5/13) |

FIELD GOALS MADE

| | |
|--------|--|
| Season | 3, 6x, last vs Boston College (1/9/13) |
| Career | 3, 6x, last vs Boston College (1/9/13) |
| ACC | 3 at MD (1/5/13), vs BC (1/9/13) |

FIELD GOAL ATTEMPTS

| | |
|--------|----------------------------|
| Season | 6 vs Iowa (11/27/12) |
| Career | 6 vs Iowa (11/27/12) |
| ACC | 5 vs Wake Forest (1/19/13) |

3-PT FIELD GOALS MADE

| | |
|--------|-----|
| Season | N/A |
| Career | N/A |
| ACC | N/A |

3-PT FIELD GOAL ATTEMPTS

| | |
|--------|-----|
| Season | N/A |
| Career | N/A |
| ACC | N/A |

FREE THROWS MADE

| | |
|--------|--------------------------------------|
| Season | 4 vs Iowa (11/27/12), at MD (1/5/13) |
| Career | 4 vs Iowa (11/27/12) |
| ACC | 4 at Maryland (1/5/13) |

FREE THROW ATTEMPTS

| | |
|--------|------------------------|
| Season | 6 vs MVSU (12/10/12) |
| Career | 6 vs MVSU (12/10/12) |
| ACC | 5 at Maryland (1/5/13) |

REBOUNDS

| | |
|--------|------------------------------------|
| Season | 8 vs VMI (11/15/12) |
| Career | 8 vs VMI (11/15/12) |
| ACC | 5 at MD (1/5/13), vs UVA (1/24/13) |

ASSISTS

| | |
|--------|---------------------|
| Season | 1 vs GSU (12/15/12) |
| Career | 1 vs GSU (12/15/12) |
| ACC | N/A |

BLOCKS

| | |
|--------|----------------------------------|
| Season | 3 vs MVSU (12/10/12) |
| Career | 3 vs MVSU (12/10/12) |
| ACC | 1, 3x, last at Clemson (1/27/13) |

STEALS

| | |
|--------|---------------------|
| Season | 2 at BYU (12/29/12) |
| Career | 2 at BYU (12/29/12) |
| ACC | N/A |



CAREER STATISTICS

| Year | GP-GS | Min-Avg. | FGM-FGA-Pct. | 3FG-FGA-Pct. | FTM-FTA-Pct. | Off.-Def. | Reb-Avg. | A-TO | Blk | Stl | TP-Avg. |
|---------------|-------------|------------------|-------------------|-----------------|-------------------|--------------|---------------|-------------|-----------|----------|---------------|
| 11-12 | 3-0 | 10-3.3 | 0-0-.000 | 0-0-.000 | 0-0-.000 | 0-0 | 0-0.0 | 0-0 | 1 | 0 | 0-0.0 |
| 12-13 | 19-2 | 30.2-15.8 | 30-52-.577 | 0-0-.000 | 20-43-.465 | 26-37 | 63-3.3 | 2-22 | 15 | 6 | 80-4.2 |
| Career | 22-2 | 31.2-14.1 | 30-52-.577 | 0-0-.000 | 20-43-.465 | 26-37 | 63-2.9 | 2-22 | 16 | 6 | 80-3.6 |

MARSHALL WOOD

FRESHMAN • FORWARD • 6-8 • 210
RUSTBURG, VA. • RUSTBURG

#33



SEASON STATISTICS

SEASON/CAREER GAME HIGHS

| Opponent | Min | FG-A-% | 3FG-A-% | FT-A-% | O-D-T | A | TO | Blk | Stl | Pts |
|---------------------------|-----|----------|----------|-----------|--------|---|----|-----|-----|-----|
| EAST TENNESSEE ST. | 22 | 1-6-.167 | 0-3-.000 | 3-4-.750 | 2-4-6 | 2 | 2 | 0 | 0 | 5 |
| RHODE ISLAND | 28 | 2-7-.286 | 0-5-.000 | 0-0-.000 | 0-3-3 | 0 | 1 | 4 | 1 | 4 |
| VMI | 14 | 2-4-.500 | 2-3-.667 | 0-0-.000 | 0-2-2 | 0 | 0 | 0 | 0 | 6 |
| at UNC Greensboro | 19 | 1-5-.200 | 1-5-.200 | 2-4-.500 | 2-9-11 | 1 | 0 | 0 | 1 | 5 |
| APPALACHIAN STATE | 25 | 4-8-.500 | 1-4-.250 | 4-7-.571 | 2-6-8 | 2 | 1 | 0 | 0 | 13 |
| IOWA# | 16 | 1-6-.167 | 0-2-.000 | 2-2-1.000 | 1-3-4 | 0 | 0 | 0 | 0 | 4 |
| 15/17 OKLAHOMA STATE | 26 | 1-3-.333 | 0-1-.000 | 6-7-.857 | 3-2-5 | 0 | 1 | 1 | 0 | 5 |
| at West Virginia | 5 | 0-2-.000 | 0-1-.000 | 2-2-1.000 | 0-2-2 | 0 | 0 | 0 | 0 | 2 |
| MISSISSIPPI VALLEY STATE! | 15 | 2-5-.400 | 0-1-.000 | 4-6-.667 | 2-1-3 | 1 | 2 | 1 | 0 | 8 |
| GEORGIA SOUTHERN! | 13 | 1-3-.300 | 1-3-.333 | 0-0-.000 | 0-1-1 | 0 | 2 | 1 | 0 | 3 |
| vs. Bradley^ | | --DNP-- | | | | | | | | |
| vs. Colorado State^ | | --DNP-- | | | | | | | | |
| vs. BYU | | --DNP-- | | | | | | | | |
| at Maryland* | | --DNP-- | | | | | | | | |
| BOSTON COLLEGE* | | --DNP-- | | | | | | | | |
| at Georgia Tech* | | --DNP-- | | | | | | | | |
| WAKE FOREST* | | --DNP-- | | | | | | | | |
| VIRGINIA* | 7 | 0-0-.000 | 0-0-.000 | 0-0-.000 | 0-0-0 | 0 | 1 | 0 | 0 | 0 |
| at Clemson* | 15 | 0-3-.000 | 0-1-.000 | 0-0-.000 | 1-2-3 | 2 | 0 | 0 | 1 | 0 |
| MIAMI* | | | | | | | | | | |
| at North Carolina* | | | | | | | | | | |
| MARYLAND* | | | | | | | | | | |
| GEORGIA TECH* | | | | | | | | | | |
| at Virginia* | | | | | | | | | | |
| at NC State* | | | | | | | | | | |
| DUKE* | | | | | | | | | | |
| FLORIDA STATE* | | | | | | | | | | |
| at Miami* | | | | | | | | | | |
| CLEMSON* | | | | | | | | | | |
| at Duke* | | | | | | | | | | |
| at Wake Forest* | | | | | | | | | | |

POINTS

| | |
|--------|-----------------------------|
| Season | 13 vs App. State (11/23/12) |
| Career | 13 vs App. State (11/23/12) |
| ACC | N/A |

MINUTES PLAYED

| | |
|--------|-------------------------|
| Season | 28 vs URI (11/12/12) |
| Career | 28 vs URI (11/12/12) |
| ACC | 15 at Clemson (1/27/13) |

FIELD GOALS MADE

| | |
|--------|----------------------------|
| Season | 4 vs App. State (11/23/12) |
| Career | 4 vs App. State (11/23/12) |
| ACC | N/A |

FIELD GOAL ATTEMPTS

| | |
|--------|----------------------------|
| Season | 8 vs App. State (11/23/12) |
| Career | 8 vs App. State (11/23/12) |
| ACC | 3 at Clemson (1/27/13) |

3-PT FIELD GOALS MADE

| | |
|--------|---------------------|
| Season | 2 vs VMI (11/15/12) |
| Career | 2 vs VMI (11/15/12) |
| ACC | N/A |

3-PT FIELD GOAL ATTEMPTS

| | |
|--------|---|
| Season | 5 vs URI (11/12/12), at UNCG (11/19/12) |
| Career | 5 vs URI (11/12/12), at UNCG (11/19/12) |
| ACC | 1 at Clemson (1/27/13) |

FREE THROWS MADE

| | |
|--------|-------------------------------|
| Season | 6 vs Oklahoma State (12/1/12) |
| Career | 6 vs Oklahoma State (12/1/12) |
| ACC | N/A |

FREE THROW ATTEMPTS

| | |
|--------|---|
| Season | 7 vs ASU (11/23/12), vs Ok St (12/1/12) |
| Career | 7 vs ASU (11/23/12), vs Ok St (12/1/12) |
| ACC | N/A |

REBOUNDS

| | |
|--------|------------------------|
| Season | 11 at UNCG (11/19/12) |
| Career | 11 at UNCG (11/19/12) |
| ACC | 3 at Clemson (1/27/13) |

ASSISTS

| | |
|--------|----------------------------------|
| Season | 2, 3x, last at Clemson (1/27/13) |
| Career | 2, 3x, last at Clemson (1/27/13) |
| ACC | 2 at Clemson (1/27/13) |

BLOCKS

| | |
|--------|---------------------|
| Season | 4 vs URI (11/12/12) |
| Career | 4 vs URI (11/12/12) |
| ACC | N/A |

STEALS

| | |
|--------|----------------------------------|
| Season | 1, 3x, last at Clemson (1/27/13) |
| Career | 1, 3x, last at Clemson (1/27/13) |
| ACC | 1 at Clemson (1/27/13) |



2012-2013 NOTES

Grabbed six rebounds and scored five points in collegiate debut against ETSU ... Blocked four shots and added four points against Rhode Island ... Scored six points against VMI ... Grabbed 11 boards and added five points at UNC Greensboro ... Scored 13 points and brought down eight rebounds in the win over Appalachian State ... Brought down five rebounds and scored five points against Oklahoma State ... Scored eight points against Mississippi Valley State ... Missed seven games with a fractured foot, suffered in the Georgia Southern game ... Returned to action against Virginia.

CAREER STATISTICS

| Year | GP-GS | Min-Avg. | FGM-FGA-Pct. | 3FG-FGA-Pct. | FTM-FTA-Pct. | Off.-Def. | Reb-Avg. | A-TO | Blk | Stl | TP-Avg. |
|-------|-------|----------|--------------|--------------|--------------|-----------|----------|------|-----|-----|---------|
| 12-13 | 12-0 | 202-16.8 | 15-52-.288 | 5-29-.172 | 23-32-.719 | 13-35 | 48-4.0 | 8-10 | 7 | 3 | 58-4.8 |

*- ACC games; # - ACC/Big Ten Challenge; !-Continental Tire Las Vegas Classic- Blacksburg, Va.;
^ - Continental Tire Las Vegas Classic - Las Vegas, Nev.

CHRISTIAN BEYER

SOPHOMORE • FORWARD • 6-7 • 200
NEW BERN, N.C. • NEW BERN

#22



SEASON STATISTICS

| Opponent | Min | FG-A-% | 3FG-A-% | FT-A-% | O-D-T | A | TO | Blk | Stl | Pts |
|--------------------|-----|-----------|-----------|-----------|--------|---|----|-----|-----|-----|
| EAST TENNESSEE ST. | 1 | 0-0-0.000 | 0-0-0.000 | 0-0-0.000 | 0-1-1 | 0 | 0 | 0 | 0 | 0 |
| RHODE ISLAND | 1 | 0-0-0.000 | 0-0-0.000 | 0-0-0.000 | 0-1-1 | 0 | 0 | 0 | 0 | 0 |
| VMI | 1 | 0-0-0.000 | 0-0-0.000 | 0-0-0.000 | 0-0-0 | 0 | 0 | 0 | 0 | 0 |
| APPALACHIAN STATE | 1 | 0-0-0.000 | 0-0-0.000 | 0-0-0.000 | 0-0-0 | 0 | 0 | 0 | 0 | 0 |
| MISS. VALLEY STATE | 10 | 0-4-0.000 | 0-2-0.000 | 2-2-1.000 | 2-3-5 | 0 | 1 | 1 | 0 | 2 |
| Bradley ^ | 27 | 0-2-0.000 | 0-1-0.000 | 3-4-0.750 | 2-7-9 | 1 | 1 | 0 | 2 | 3 |
| Colorado State ^ | 25 | 0-2-0.000 | 0-1-0.000 | 0-0-0.000 | 1-3-4 | 0 | 2 | 0 | 0 | 0 |
| at BYU | 23 | 4-6-667 | 0-0-0.000 | 1-2-500 | 6-5-11 | 2 | 3 | 0 | 0 | 9 |
| at Maryland* | 15 | 3-5-600 | 0-1-0.000 | 0-0-0.000 | 4-3-7 | 0 | 0 | 0 | 0 | 6 |
| BOSTON COLLEGE* | 22 | 2-2-1.000 | 0-0-0.000 | 2-2-1.000 | 2-6-8 | 2 | 0 | 0 | 0 | 6 |
| at Georgia Tech* | 13 | 0-2-0.000 | 0-0-0.000 | 0-0-0.000 | 0-2-2 | 0 | 1 | 0 | 0 | 0 |
| WAKE FOREST* | 9 | 1-2-500 | 0-1-0.000 | 1-2-500 | 1-3-4 | 0 | 0 | 1 | 1 | 3 |
| VIRGINIA* | 3 | 0-0-0.000 | 0-0-0.000 | 0-0-0.000 | 0-0-0 | 0 | 0 | 0 | 0 | 0 |
| at Clemson* | 16 | 1-4-250 | 1-1-1.000 | 1-2-500 | 2-2-4 | 0 | 0 | 0 | 0 | 4 |

2012-2013 NOTES

Grabbed a rebound in the season opener against ETSU and against Rhode Island ... Scored two points and brought down five rebounds in 10 minutes of action against Mississippi Valley State ... Grabbed nine rebounds in the overtime win over Bradley ... Brought down four rebounds against Colorado State ... Scored nine points and grabbed 11 rebounds at BYU ... Grabbed seven rebounds and scored six points in just 15 minutes of play in the ACC opener at Maryland ... Scored six points and brought down eight rebounds against Boston College ... Grabbed four rebounds and scored three points in nine minutes of action against Wake Forest ... Scored four points and brought down four rebounds at Clemson.

^ - Continental Tire Las Vegas Classic - Las Vegas, Nev.; * - ACC games


CAREER STATISTICS

| Year | GP-GS | Min-Avg. | FGM-FGA-Pct. | 3FG-FGA-Pct. | FTM-FTA-Pct. | Off.-Def. | Reb-Avg. | A-TO | Blk | Stl | TP-Avg. |
|-------|-------|----------|--------------|--------------|--------------|-----------|----------|------|-----|-----|---------|
| 12-13 | 14-0 | 171-12.2 | 11-29-379 | 1-7-143 | 10-14-714 | 20-36 | 56-4.0 | 5-8 | 2 | 3 | 33-2.4 |

GREG DONLON

FRESHMAN • FORWARD • 6-8 • 230
MIDLOTHIAN, VA. • COSBY

#14



SEASON STATISTICS

| Opponent | Min | FG-A-% | 3FG-A-% | FT-A-% | O-D-T | A | TO | Blk | Stl | Pts |
|--------------------|-----|-----------|-----------|-----------|-------|---|----|-----|-----|-----|
| VMI | 1 | 0-0-0.000 | 0-0-0.000 | 0-0-0.000 | 0-0-0 | 0 | 0 | 0 | 0 | 0 |
| MISS. VALLEY STATE | 7 | 0-0-0.000 | 0-0-0.000 | 0-0-0.000 | 0-1-1 | 0 | 0 | 0 | 0 | 0 |
| Colorado State ^ | 1 | 0-0-0.000 | 0-0-0.000 | 0-0-0.000 | 0-0-0 | 0 | 0 | 0 | 0 | 0 |
| at BYU | 2 | 0-0-0.000 | 0-0-0.000 | 1-2-500 | 0-0-0 | 0 | 0 | 0 | 0 | 1 |

2012-2013 NOTES

Brought down a rebound against Mississippi Valley State in seven minutes of action ... Made a foul shot at BYU.

^ - Continental Tire Las Vegas Classic - Las Vegas, Nev.

CAREER STATISTICS

| Year | GP-GS | Min-Avg. | FGM-FGA-Pct. | 3FG-FGA-Pct. | FTM-FTA-Pct. | Off.-Def. | Reb-Avg. | A-TO | Blk | Stl | TP-Avg. |
|-------|-------|----------|--------------|--------------|--------------|-----------|----------|------|-----|-----|---------|
| 12-13 | 4-0 | 11-2.8 | 0-0-0.000 | 0-0-0.000 | 1-2-500 | 0-1 | 1-0.3 | 0-0 | 0 | 0 | 1-0.3 |

JOEY RACER

SENIOR • GUARD • 6-1 • 165
BERRYVILLE, VA. • CLARKE COUNTY

#24



SEASON STATISTICS

| Opponent | Min | FG-A-% | 3FG-A-% | FT-A-% | O-D-T | A | TO | Blk | Stl | Pts |
|--------------------|-----|-----------|-----------|-----------|-------|---|----|-----|-----|-----|
| EAST TENNESSEE ST. | 1 | 1-1-1.000 | 1-1-1.000 | 0-0-0.000 | 0-0-0 | 0 | 0 | 0 | 0 | 3 |
| RHODE ISLAND | 1 | 0-0-0.000 | 0-0-0.000 | 0-0-0.000 | 0-0-0 | 0 | 0 | 0 | 0 | 0 |
| VMI | 3 | 0-0-0.000 | 0-0-0.000 | 0-0-0.000 | 0-0-0 | 0 | 0 | 0 | 0 | 0 |
| MISS. VALLEY STATE | 1 | 0-1-0.000 | 0-1-0.000 | 0-0-0.000 | 0-0-0 | 0 | 0 | 0 | 0 | 0 |
| Colorado State ^ | 3 | 0-0-0.000 | 0-0-0.000 | 1-2-500 | 1-0-1 | 0 | 0 | 0 | 0 | 1 |
| at BYU | 6 | 1-1-1.000 | 0-0-0.000 | 0-0-0.000 | 0-0-0 | 0 | 0 | 0 | 0 | 2 |

2012-2013 NOTES

Buried a three in the season opener against ETSU ... Grabbed a rebound and made a foul shot against Colorado State ... Scored two points at BYU.

^-- Continental Tire Las Vegas Classic - Las Vegas, Nev.

CAREER STATISTICS

| Year | GP-GS | Min-Avg. | FGM-FGA-Pct. | 3FG-FGA-Pct. | FTM-FTA-Pct. | Off.-Def. | Reb-Avg. | A-TO | Blk | Stl | TP-Avg. |
|---------------|-------------|---------------|------------------|-----------------|-----------------|------------|--------------|------------|----------|----------|--------------|
| 11-12 | 6-1 | 4-0.6 | 1-8-.125 | 0-3-.000 | 0-0-.000 | 2-2 | 4-0.7 | 0-4 | 0 | 0 | 2-0.3 |
| 12-13 | 6-0 | 21-3.5 | 2-3-.667 | 1-2-.500 | 1-2-.500 | 1-0 | 1-0.2 | 0-0 | 0 | 0 | 6-1.0 |
| Career | 12-1 | 38-3.2 | 3-11-.273 | 1-5-.200 | 1-2-.500 | 3-2 | 5-0.4 | 0-4 | 0 | 0 | 8-0.7 |

MARCUS PATRICK

FRESHMAN • GUARD • 5-9 • 165
RUSTBURG, VA. • RUSTBURG

#5



SEASON STATISTICS

| Opponent | Min | FG-A-% | 3FG-A-% | FT-A-% | O-D-T | A | TO | Blk | Stl | Pts |
|--------------------|-----|-----------|-----------|-----------|-------|---|----|-----|-----|-----|
| EAST TENNESSEE ST. | 3 | 0-0-0.000 | 0-0-0.000 | 0-0-0.000 | 0-0-0 | 1 | 1 | 0 | 0 | 0 |
| RHODE ISLAND | 6 | 0-2-0.000 | 0-0-0.000 | 2-2-1.000 | 0-0-0 | 0 | 0 | 0 | 0 | 2 |
| VMI | 11 | 0-2-0.000 | 0-2-0.000 | 0-0-0.000 | 0-1-1 | 1 | 2 | 0 | 1 | 0 |
| MISS. VALLEY STATE | 10 | 0-3-0.000 | 0-1-0.000 | 0-0-0.000 | 0-2-2 | 0 | 2 | 0 | 0 | 0 |
| Colorado State ^ | 1 | 0-1-0.000 | 0-1-0.000 | 0-0-0.000 | 0-0-0 | 0 | 0 | 0 | 0 | 0 |
| at BYU | 2 | 0-1-0.000 | 0-0-0.000 | 0-2-0.000 | 0-1-1 | 0 | 0 | 0 | 0 | 0 |

2012-2013 NOTES

Had an assist against ETSU ... Made two foul shots against Rhode Island ... Had an assist and a steal against VMI ... Grabbed two rebounds in 10 minutes of action against Mississippi Valley State ... Grabbed a rebound at BYU.

^-- Continental Tire Las Vegas Classic - Las Vegas, Nev.

CAREER STATISTICS

| Year | GP-GS | Min-Avg. | FGM-FGA-Pct. | 3FG-FGA-Pct. | FTM-FTA-Pct. | Off.-Def. | Reb-Avg. | A-TO | Blk | Stl | TP-Avg. |
|-------|-------|----------|--------------|--------------|--------------|-----------|----------|------|-----|-----|---------|
| 12-13 | 6-0 | 36-1.0 | 0-9-.000 | 0-4-.000 | 2-4-.500 | 0-4 | 4-0.7 | 2-5 | 0 | 1 | 2-0.3 |

GAME 19

CLEMSON 77, VIRGINIA TECH 70

JAN. 27, 2013 • 1 P.M. • CLEMSON, S.C.

Virginia Tech's **Erick Green** and **Jarell Eddie** combined for 44 points, but it wasn't enough, as the Hokies fell 77-70 to Clemson in an ACC game played at Littlejohn Coliseum.

Tech led 59-58 with 4:35 left in the game following a **Robert Brown** layup, but Clemson's Milton Jennings took the game over down the stretch. The senior scored 20 of his game-high 28 points in the second half, but 12 of those points came in the final 3:44. Jennings, who hit 16 of 18 from the free-throw line, hit 10 of 12 from the stripe in that stretch.

The big blow for the Hokies came when they trailed 61-60 with less three minutes remaining. As the shot clock was winding down, Clemson's Damarcus Harrison nailed a 3-pointer from the corner to give the Tigers a 64-60 edge with 2:48 to go. Tech **C.J. Barksdale** scored on a stick-back with 2:29 remaining to cut the lead to two, but Jennings answered with a basket at the 2:02 mark, and the Hokies got no closer than four the rest of the way.

Harrison's 3-pointer was the last of Clemson's 10 3-pointers for the game. The Tigers, who came into the game shooting just 32 percent from behind the arc, nailed 10 of 21 (47.6 percent), with most of those coming against the Hokies' 2-3 zone.

K.J. McDaniels, who was shooting 30.8 percent from beyond the 3-point arc, hit a career-high five 3-pointers on his way to 17 points, while Harrison hit three 3's en route to 19 points.

Green, the nation's leading scorer coming in at 25.2 points per game, led the Hokies with 25 points. But the senior didn't hit a field goal in the second half until scoring on a layup with 37 seconds left. He tried to get the Hokies back in it in the final minute, scoring Tech's final eight points in the last 1:17 of the game.

Eddie added 19 points for the Hokies, who shot just 35 percent from the floor. Tech fell into a 12-0 hole to start the game, missing its first 10 shots, but the Hokies rallied to tie things at halftime.

VIRGINIA TECH (11-8, 2-4 ACC)

| Player | MP | FG | FT | TR | PF | A | TO | Blk | Stl | TP |
|--------------------|-----|-------|-------|----|----|---|----|-----|-----|----|
| C.J. Barksdale, f | 25 | 2-6 | 1-2 | 6 | 5 | 0 | 0 | 0 | 0 | 5 |
| Jarell Eddie, f | 36 | 5-11 | 7-8 | 2 | 2 | 0 | 1 | 0 | 1 | 19 |
| Marquis Rankin, g | 17 | 2-4 | 1-2 | 1 | 0 | 0 | 1 | 0 | 0 | 7 |
| Erick Green, g | 38 | 7-17 | 11-14 | 4 | 2 | 5 | 1 | 1 | 1 | 25 |
| Cadarian Raines, f | 16 | 0-2 | 1-2 | 4 | 5 | 0 | 1 | 0 | 0 | 1 |
| Joey van Zegeren | 9 | 0-0 | 0-0 | 1 | 5 | 0 | 0 | 1 | 0 | 0 |
| Robert Brown | 26 | 4-13 | 1-2 | 4 | 2 | 2 | 1 | 0 | 0 | 9 |
| Will Johnston | 2 | 0-0 | 0-0 | 0 | 0 | 0 | 0 | 0 | 0 | 0 |
| Christian Beyer | 16 | 1-4 | 1-2 | 4 | 1 | 0 | 0 | 0 | 0 | 4 |
| Marshall Wood | 15 | 0-3 | 0-0 | 3 | 3 | 2 | 0 | 0 | 1 | 0 |
| TEAM | | | | 4 | | | | | | |
| Totals | 200 | 21-60 | 23-32 | 33 | 25 | 9 | 5 | 2 | 3 | 70 |

CLEMSON (11-8, 3-4 ACC)

| Player | MP | FG | FT | TR | PF | A | TO | Blk | Stl | TP |
|----------------------|-----|-------|-------|----|----|----|----|-----|-----|----|
| Devin Booker, c | 38 | 0-3 | 3-7 | 10 | 3 | 2 | 0 | 3 | 0 | 3 |
| K.J. McDaniels, f | 27 | 6-9 | 0-0 | 5 | 4 | 1 | 0 | 2 | 2 | 17 |
| Milton Jennings, f | 40 | 6-12 | 16-18 | 14 | 2 | 1 | 4 | 4 | 0 | 28 |
| Damarcus Harrison, g | 34 | 6-10 | 4-4 | 1 | 2 | 2 | 1 | 0 | 0 | 19 |
| Rod Hall, g | 31 | 2-6 | 0-0 | 4 | 4 | 5 | 3 | 0 | 0 | 5 |
| Adonis Filer | 11 | 0-4 | 0-0 | 0 | 3 | 0 | 0 | 0 | 0 | 0 |
| Landry Nnoko | 2 | 0-0 | 0-0 | 2 | 0 | 0 | 0 | 0 | 0 | 0 |
| Jordan Roper | 17 | 2-5 | 0-0 | 2 | 4 | 0 | 1 | 0 | 0 | 5 |
| TEAM | | | | 4 | | 1 | | | | |
| Totals | 200 | 22-49 | 23-29 | 42 | 23 | 11 | 9 | 9 | 2 | 77 |

3-Pointers.....VT 5 (Eddie 2, Rankin 2, Beyer)
CU 10 (McDaniels 5, Harrison 3, Hall, Roper)
Blocks.....VT 2 (Green, van Zegeren)
CU 9 (Jennings 4, Booker 3, McDaniels 2)
Steals.....VT 3 (Eddie, Green, Wood)
CU 2 (McDaniels)

Officials.....Luckie, Hull, Clinton
Technicals.....CU - Team
Attendance.....7,980

Percentages:
 Virginia Tech FG%...35.0 3FG%...31.3 FT%...71.9
 Clemson FG%...44.9 3FG%...47.6 FT%...79.3

| | | | | |
|---------------|----|----|---|----|
| Virginia Tech | 33 | 37 | — | 70 |
| Clemson | 33 | 44 | — | 77 |

GAME 20

VIRGINIA TECH vs. MIAMI

JAN. 30, 2013 • 9 P.M. • BLACKSBURG, VA.

GAME 21

VIRGINIA TECH AT NORTH CAROLINA

FEB. 2, 2013 • NOON • CHAPEL HILL, N.C.

THE STAT CREW SYSTEM
Virginia Tech Combined Team Statistics (as of Jan 27, 2013)
All games

| RECORD: | OVERALL | HOME | AWAY | NEUTRAL |
|----------------|----------------|-------------|-------------|----------------|
| ALL GAMES | 11-8 | 8-3 | 2-3 | 1-2 |
| CONFERENCE | 2-4 | 1-2 | 1-2 | 0-0 |
| NON-CONFERENCE | 9-4 | 7-1 | 1-1 | 1-2 |

| ## | Player | gp-gs | min | avg | Total | | 3-Point | | F-Throw | | Rebounds | | | pf | dq | a | to | blk | stl | pts | avg | |
|----------------|------------------|-------|------|------|----------|------|---------|------|---------|------|----------|-----|-----|------|-----|---|-----|-----|-----|-----|------|------|
| | | | | | fg-fga | fg% | 3fg-fga | 3fg% | ft-fga | ft% | off | def | tot | | | | | | | | | avg |
| 11 | Erick Green | 19-19 | 685 | 36.1 | 155-313 | .495 | 30-83 | .361 | 139-170 | .818 | 10 | 75 | 85 | 4.5 | 26 | 0 | 81 | 45 | 2 | 26 | 479 | 25.2 |
| 31 | Jarell Eddie | 19-19 | 606 | 31.9 | 90-215 | .419 | 36-99 | .364 | 58-69 | .841 | 25 | 99 | 124 | 6.5 | 40 | 0 | 26 | 43 | 15 | 9 | 274 | 14.4 |
| 01 | Robert Brown | 18-16 | 516 | 28.7 | 63-188 | .335 | 15-69 | .217 | 31-48 | .646 | 8 | 41 | 49 | 2.7 | 45 | 0 | 43 | 40 | 6 | 10 | 172 | 9.6 |
| 04 | Cadarian Raines | 19-18 | 449 | 23.6 | 49-104 | .471 | 0-0 | .000 | 23-45 | .511 | 54 | 71 | 125 | 6.6 | 56 | 2 | 11 | 28 | 19 | 5 | 121 | 6.4 |
| 42 | C.J. Barksdale | 18-18 | 387 | 21.5 | 39-72 | .542 | 0-0 | .000 | 17-24 | .708 | 29 | 56 | 85 | 4.7 | 41 | 2 | 13 | 15 | 11 | 4 | 95 | 5.3 |
| 33 | Marshall Wood | 12-0 | 205 | 17.1 | 15-52 | .288 | 5-29 | .172 | 23-32 | .719 | 13 | 35 | 48 | 4.0 | 27 | 0 | 8 | 10 | 7 | 3 | 58 | 4.8 |
| 02 | Joey van Zegeren | 19-2 | 303 | 15.9 | 30-52 | .577 | 0-0 | .000 | 20-43 | .465 | 26 | 37 | 63 | 3.3 | 48 | 1 | 2 | 22 | 15 | 6 | 80 | 4.2 |
| 10 | Marquis Rankin | 17-3 | 329 | 19.4 | 16-46 | .348 | 10-27 | .370 | 7-11 | .636 | 4 | 14 | 18 | 1.1 | 36 | 1 | 16 | 16 | 1 | 13 | 49 | 2.9 |
| 25 | Will Johnston | 17-0 | 150 | 8.8 | 13-30 | .433 | 12-28 | .429 | 4-7 | .571 | 1 | 4 | 5 | 0.3 | 12 | 0 | 5 | 2 | 0 | 3 | 42 | 2.5 |
| 22 | Christian Beyer | 14-0 | 167 | 11.9 | 11-29 | .379 | 1-7 | .143 | 10-14 | .714 | 20 | 36 | 56 | 4.0 | 10 | 0 | 5 | 8 | 2 | 3 | 33 | 2.4 |
| 24 | Joey Racer | 6-0 | 15 | 2.5 | 2-3 | .667 | 1-2 | .500 | 1-2 | .500 | 1 | 0 | 1 | 0.2 | 2 | 0 | 0 | 0 | 0 | 0 | 6 | 1.0 |
| 05 | Marcus Patrick | 6-0 | 33 | 5.5 | 0-9 | .000 | 0-4 | .000 | 2-4 | .500 | 0 | 4 | 4 | 0.7 | 6 | 0 | 2 | 5 | 0 | 1 | 2 | 0.3 |
| 14 | Greg Donlon | 4-0 | 5 | 1.3 | 0-0 | .000 | 0-0 | .000 | 1-2 | .500 | 0 | 1 | 1 | 0.3 | 0 | 0 | 0 | 0 | 0 | 0 | 1 | 0.3 |
| Team | | | | | | | | | | | 28 | 35 | 63 | | | | | | | | | |
| Total..... | | 19 | 3850 | | 483-1113 | .434 | 110-348 | .316 | 336-471 | .713 | 219 | 508 | 727 | 38.3 | 349 | 6 | 212 | 234 | 78 | 83 | 1412 | 74.3 |
| Opponents..... | | 19 | 3850 | | 501-1200 | .418 | 144-453 | .318 | 265-403 | .658 | 254 | 468 | 722 | 38.0 | 359 | - | 265 | 207 | 65 | 97 | 1411 | 74.3 |

| TEAM STATISTICS | VT | OPP | Date | Opponent | Score | Att. |
|------------------------|-----------|------------|-------------|--------------------------|--------------|-------------|
| SCORING | 1412 | 1411 | 11/10/12 | EAST TENNESSEE STATE | w 80-62 | 6632 |
| Points per game | 74.3 | 74.3 | 11/12/12 | RHODE ISLAND | w 69-50 | 6270 |
| Scoring margin | +0.1 | - | 11/15/12 | VMI | w 95-80 | 6883 |
| FIELD GOALS-ATT | 483-1113 | 501-1200 | 11/19/12 | at UNCG | w 96-87 | 3082 |
| Field goal pct | .434 | .418 | 11/23/12 | APPALACHIAN STATE | w 87-76 | 7094 |
| 3 POINT FG-ATT | 110-348 | 144-453 | 11/27/12 | IOWA | w 95-79 | 5647 |
| 3-point FG pct | .316 | .318 | 12/01/12 | OKLAHOMA STATE | w 81-71 | 7552 |
| 3-pt FG made per game | 5.8 | 7.6 | 12/8/12 | at West Virginia | L 67-68 | 11631 |
| FREE THROWS-ATT | 336-471 | 265-403 | 12/10/12 | MISSISSIPPI VALLEY STATE | w 70-49 | 4926 |
| Free throw pct | .713 | .658 | 12/15/12 | GEORGIA SOUTHERN | L 73-78 | 6026 |
| F-Throws made per game | 17.7 | 13.9 | 12/22/12 | vs Bradley | Wot 66-65 | 0 |
| REBOUNDS | 727 | 722 | 12/23/12 | vs Colorado State | L 52-88 | 0 |
| Rebounds per game | 38.3 | 38.0 | 12/29/12 | vs BYU | L 71-97 | 15684 |
| Rebounding margin | +0.3 | - | * 01/05/13 | at Maryland | L 71-94 | 17950 |
| ASSISTS | 212 | 265 | * 01/09/13 | BOSTON COLLEGE | L 75-86 | 6054 |
| Assists per game | 11.2 | 13.9 | * 1/12/13 | at Georgia Tech | Wot 70-65 | 7675 |
| TURNOVERS | 234 | 207 | * 01/19/13 | WAKE FOREST | w 66-65 | 6418 |
| Turnovers per game | 12.3 | 10.9 | * 01/24/13 | VIRGINIA | L 58-74 | 7222 |
| Turnover margin | -1.4 | - | * 1/27/13 | at Clemson | L 70-77 | 7980 |
| Assist/turnover ratio | 0.9 | 1.3 | | | | |
| STEALS | 83 | 97 | | | | |
| Steals per game | 4.4 | 5.1 | | | | |
| BLOCKS | 78 | 65 | | | | |
| Blocks per game | 4.1 | 3.4 | | | | |
| ATTENDANCE | 70724 | 64002 | | | | |
| Home games-Avg/Game | 11-6429 | 5-9664 | | | | |
| Neutral site-Avg/Game | - | 3-5228 | | | | |

* - Conference game

| Score by Periods | 1st | 2nd | OT | Totals |
|-------------------------|------------|------------|-----------|---------------|
| Virginia Tech | 627 | 759 | 26 | 1412 |
| Opponents | 662 | 729 | 20 | 1411 |

THE STAT CREW SYSTEM
Virginia Tech Combined Team Statistics (as of Jan 27, 2013)
Conference games

| RECORD: | OVERALL | HOME | AWAY | NEUTRAL |
|----------------|----------------|-------------|-------------|----------------|
| ALL GAMES | 2-4 | 1-2 | 1-2 | 0-0 |
| CONFERENCE | 2-4 | 1-2 | 1-2 | 0-0 |
| NON-CONFERENCE | 0-0 | 0-0 | 0-0 | 0-0 |

| # | Player | gp-gs | min | avg | Total | | 3-Point | | F-Throw | | Rebounds | | | | pf | dq | a | to | blk | stl | pts | avg |
|----------------|------------------|-------|------|------|---------|------|---------|------|---------|------|----------|-----|-----|------|-----|----|----|----|-----|-----|-----|------|
| | | | | | fg-fga | fg% | 3fg-fga | 3fg% | ft-fta | ft% | off | def | tot | avg | | | | | | | | |
| 11 | Erick Green | 6-6 | 229 | 38.2 | 53-106 | .500 | 11-24 | .458 | 45-60 | .750 | 5 | 22 | 27 | 4.5 | 10 | 0 | 21 | 13 | 1 | 5 | 162 | 27.0 |
| 31 | Jarell Eddie | 6-6 | 197 | 32.8 | 27-71 | .380 | 8-31 | .258 | 19-24 | .792 | 7 | 28 | 35 | 5.8 | 12 | 0 | 5 | 11 | 1 | 1 | 81 | 13.5 |
| 01 | Robert Brown | 5-3 | 138 | 27.6 | 12-53 | .226 | 1-18 | .056 | 9-13 | .692 | 2 | 8 | 10 | 2.0 | 13 | 0 | 9 | 10 | 0 | 1 | 34 | 6.8 |
| 42 | C.J. Barksdale | 5-5 | 117 | 23.4 | 11-20 | .550 | 0-0 | .000 | 6-9 | .667 | 10 | 18 | 28 | 5.6 | 16 | 2 | 4 | 6 | 1 | 0 | 28 | 5.6 |
| 04 | Cadarian Raines | 6-5 | 144 | 24.0 | 15-31 | .484 | 0-0 | .000 | 1-5 | .200 | 16 | 27 | 43 | 7.2 | 16 | 1 | 5 | 8 | 7 | 0 | 31 | 5.2 |
| 02 | Joey van Zegeren | 6-2 | 113 | 18.8 | 11-19 | .579 | 0-0 | .000 | 6-13 | .462 | 8 | 10 | 18 | 3.0 | 18 | 1 | 0 | 10 | 3 | 0 | 28 | 4.7 |
| 10 | Marquis Rankin | 6-3 | 144 | 24.0 | 7-19 | .368 | 6-11 | .545 | 2-4 | .500 | 2 | 7 | 9 | 1.5 | 16 | 0 | 7 | 6 | 0 | 10 | 22 | 3.7 |
| 22 | Christian Beyer | 6-0 | 78 | 13.0 | 7-15 | .467 | 1-3 | .333 | 4-6 | .667 | 9 | 16 | 25 | 4.2 | 6 | 0 | 2 | 1 | 1 | 1 | 19 | 3.2 |
| 25 | Will Johnston | 6-0 | 43 | 7.2 | 2-7 | .286 | 1-5 | .200 | 0-1 | .000 | 0 | 1 | 1 | 0.2 | 4 | 0 | 2 | 0 | 0 | 0 | 5 | 0.8 |
| 33 | Marshall Wood | 2-0 | 22 | 11.0 | 0-3 | .000 | 0-1 | .000 | 0-0 | .000 | 1 | 2 | 3 | 1.5 | 3 | 0 | 2 | 1 | 0 | 1 | 0 | 0.0 |
| Team | | | | | | | | | | | 9 | 10 | 19 | | | | | | | | | |
| Total..... | | 6 | 1225 | | 145-344 | .422 | 28-93 | .301 | 92-135 | .681 | 69 | 149 | 218 | 36.3 | 114 | 4 | 57 | 66 | 14 | 19 | 410 | 68.3 |
| Opponents..... | | 6 | 1225 | | 155-349 | .444 | 54-132 | .409 | 97-143 | .678 | 66 | 149 | 215 | 35.8 | 106 | - | 94 | 48 | 26 | 32 | 461 | 76.8 |

| TEAM STATISTICS | VT | OPP | Date | Opponent | Score | Att. |
|------------------------|-----------|------------|---------------------|-----------------|--------------|-------------|
| SCORING | 410 | 461 | * 01/05/13 | at Maryland | L 71-94 | 17950 |
| Points per game | 68.3 | 76.8 | * 01/09/13 | BOSTON COLLEGE | L 75-86 | 6054 |
| Scoring margin | -8.5 | - | * 1/12/13 | at Georgia Tech | Wot 70-65 | 7675 |
| FIELD GOALS-ATT | 145-344 | 155-349 | * 01/19/13 | WAKE FOREST | W 66-65 | 6418 |
| Field goal pct | .422 | .444 | * 01/24/13 | VIRGINIA | L 58-74 | 7222 |
| 3 POINT FG-ATT | 28-93 | 54-132 | * 1/27/13 | at Clemson | L 70-77 | 7980 |
| 3-point FG pct | .301 | .409 | * - Conference game | | | |
| 3-pt FG made per game | 4.7 | 9.0 | | | | |
| FREE THROWS-ATT | 92-135 | 97-143 | | | | |
| Free throw pct | .681 | .678 | | | | |
| F-Throws made per game | 15.3 | 16.2 | | | | |
| REBOUNDS | 218 | 215 | | | | |
| Rebounds per game | 36.3 | 35.8 | | | | |
| Rebounding margin | +0.5 | - | | | | |
| ASSISTS | 57 | 94 | | | | |
| Assists per game | 9.5 | 15.7 | | | | |
| TURNOVERS | 66 | 48 | | | | |
| Turnovers per game | 11.0 | 8.0 | | | | |
| Turnover margin | -3.0 | - | | | | |
| Assist/turnover ratio | 0.9 | 2.0 | | | | |
| STEALS | 19 | 32 | | | | |
| Steals per game | 3.2 | 5.3 | | | | |
| BLOCKS | 14 | 26 | | | | |
| Blocks per game | 2.3 | 4.3 | | | | |
| ATTENDANCE | 19694 | 33605 | | | | |
| Home games-Avg/Game | 3-6565 | 3-11202 | | | | |
| Neutral site-Avg/Game | - | 0-0 | | | | |

| Score by Periods | 1st | 2nd | OT | Totals |
|-------------------------|------------|------------|-----------|---------------|
| Virginia Tech | 174 | 221 | 15 | 410 |
| Opponents | 214 | 237 | 10 | 461 |

THE STAT CREW SYSTEM
Virginia Tech Team Game-by-Game Comparison (as of Jan 27, 2013)
All games

| Opponent | 1st | 2nd | Score | Mar | Total FG | FG Pct | 3-Pointers | 3FG Pct | Free Throws | FT Pct | Rebounds | Assist | T/Over | Block | Steal | Fouls |
|--------------------------|-------|-------|-------|------|-------------|-----------|-------------|-----------|-------------|-----------|------------|--------|--------|-------|-------|-------|
| EAST TENNESSEE STATE | 43/28 | 37/34 | 80-62 | +18 | 27-58/24-62 | .466/.387 | 10-25/3-16 | .400/.188 | 16-24/11-25 | .667/.440 | 37/39 (2) | 19/12 | 10/12 | 1/1 | 5/5 | 20/18 |
| RHODE ISLAND | 36/24 | 33/26 | 69-50 | +19 | 26-57/20-59 | .456/.339 | 7-21/1-21 | .333/.048 | 10-17/9-16 | .588/.563 | 42/37 +5 | 14/4 | 9/10 | 9/2 | 5/3 | 15/18 |
| VMI | 46/30 | 49/50 | 95-80 | +15 | 36-68/30-73 | .529/.411 | 11-24/8-37 | .458/.216 | 12-15/12-15 | .800/.800 | 44/33 +11 | 16/15 | 13/10 | 2/6 | 7/5 | 15/13 |
| UNCG | 45/41 | 51/46 | 96-87 | +9 | 24-53/32-75 | .453/.427 | 14-22/11-35 | .636/.314 | 34-42/12-17 | .810/.706 | 41/38 +3 | 13/16 | 14/9 | 8/0 | 4/5 | 15/25 |
| APPALACHIAN STATE | 41/38 | 46/38 | 87-76 | +11 | 26-52/28-60 | .500/.467 | 5-18/8-22 | .278/.364 | 30-39/12-21 | .769/.571 | 27/35 (8) | 16/6 | 13/19 | 3/2 | 7/5 | 19/26 |
| IOWA | 46/38 | 49/41 | 95-79 | +16 | 32-61/31-64 | .525/.484 | 4-15/4-22 | .267/.182 | 27-30/13-18 | .900/.722 | 36/30 +6 | 12/16 | 9/10 | 3/5 | 6/2 | 20/23 |
| OKLAHOMA STATE | 32/36 | 49/35 | 81-71 | +10 | 24-55/28-66 | .436/.424 | 6-16/4-23 | .375/.174 | 27-33/11-15 | .818/.733 | 41/31 +10 | 8/13 | 12/8 | 6/5 | 5/5 | 16/23 |
| West Virginia | 24/30 | 43/38 | 67-68 | (1) | 27-65/24-68 | .415/.353 | 5-18/10-24 | .278/.417 | 8-10/10-18 | .800/.556 | 38/49 (11) | 15/15 | 6/7 | 8/5 | 3/2 | 17/12 |
| MISSISSIPPI VALLEY STATE | 30/24 | 40/25 | 70-49 | +21 | 23-60/18-70 | .383/.257 | 2-12/4-29 | .167/.138 | 22-30/9-14 | .733/.643 | 51/45 +6 | 10/6 | 15/14 | 9/5 | 4/5 | 19/20 |
| GEORGIA SOUTHERN | 27/35 | 46/43 | 73-78 | (5) | 27-68/25-57 | .397/.439 | 6-27/11-26 | .222/.423 | 13-17/17-27 | .765/.630 | 38/41 (3) | 7/15 | 13/17 | 4/3 | 5/3 | 23/17 |
| Bradley | 25/35 | 30/20 | 66-65 | +1 | 23-56/23-63 | .411/.365 | 4-16/8-23 | .250/.348 | 16-25/11-18 | .640/.611 | 43/36 +7 | 10/13 | 24/20 | 3/3 | 6/12 | 16/18 |
| Colorado State | 27/33 | 25/55 | 52-88 | (36) | 19-53/30-63 | .358/.476 | 6-21/11-24 | .286/.458 | 8-16/17-27 | .500/.630 | 32/45 (13) | 4/22 | 15/6 | 4/2 | 1/7 | 21/15 |
| BYU | 31/56 | 40/41 | 71-97 | (26) | 24-63/33-71 | .381/.465 | 2-20/7-19 | .100/.368 | 21-38/24-29 | .553/.828 | 39/48 (9) | 11/18 | 15/17 | 4/0 | 6/6 | 19/25 |
| Maryland | 37/53 | 34/41 | 71-94 | (23) | 25-67/31-60 | .373/.517 | 4-19/10-23 | .211/.435 | 17-24/22-28 | .708/.786 | 38/41 (3) | 7/18 | 11/11 | 1/4 | 5/2 | 19/17 |
| BOSTON COLLEGE | 26/32 | 49/54 | 75-86 | (11) | 29-56/29-60 | .518/.483 | 7-14/8-22 | .500/.364 | 10-15/20-35 | .667/.571 | 34/33 +1 | 14/17 | 17/5 | 1/3 | 0/9 | 26/14 |
| Georgia Tech | 22/25 | 33/30 | 70-65 | +5 | 24-58/22-61 | .414/.361 | 3-16/8-24 | .188/.333 | 19-24/13-21 | .792/.619 | 43/32 +11 | 9/13 | 12/9 | 4/6 | 4/6 | 16/19 |
| WAKE FOREST | 31/37 | 35/28 | 66-65 | +1 | 27-60/25-68 | .450/.368 | 4-13/7-19 | .308/.368 | 8-16/8-12 | .500/.667 | 38/43 (5) | 12/14 | 7/8 | 6/1 | 4/4 | 11/15 |
| VIRGINIA | 25/34 | 33/40 | 58-74 | (16) | 19-43/26-51 | .442/.510 | 5-15/11-23 | .333/.478 | 15-24/11-18 | .625/.611 | 32/24 +8 | 6/21 | 14/6 | 0/3 | 3/9 | 17/18 |
| Clemson | 33/33 | 37/44 | 70-77 | (7) | 21-60/22-49 | .350/.449 | 5-16/10-21 | .313/.476 | 23-32/23-29 | .719/.793 | 33/42 (9) | 9/11 | 5/9 | 2/9 | 3/2 | 25/23 |

Note: Game totals are displayed in the format TEAM/OPPONENT for each category

THE STAT CREW SYSTEM
Virginia Tech Points-Rebounds-Assists (as of Jan 27, 2013)
All games

| Opponent | Date | Score | | 01 | 02 | 04 | 05 | 10 | 11 | 14 |
|-------------------------|----------|-------|---|------------|------------|------------|------------|------------|------------|------------|
| | | | | BROWN,ROBE | ZEGEREN,JO | RAINES,CAD | PATRICK,MA | RANKIN,MAR | GREEN,ERIC | DONLON,GRE |
| EAST TENNESSEE STATE | 11/10/12 | 80-62 | w | 16-2-5 | 6-2-0 | 9-4-0 | 0-0-1 | DNP | 21-2-6 | DNP |
| RHODE ISLAND | 11/12/12 | 69-50 | w | 12-4-4 | 2-6-0 | 10-12-2 | 2-0-0 | DNP | 25-3-4 | DNP |
| VMI | 11/15/12 | 95-80 | w | 11-4-4 | 4-8-1 | 14-10-0 | 0-1-1 | 0-0-0 | 23-4-6 | 0-0-0 |
| at UNCG | 11/19/12 | 96-87 | w | 10-2-3 | 2-1-0 | 9-9-0 | DNP | 2-0-0 | 26-3-6 | DNP |
| APPALACHIAN STATE | 11/23/12 | 87-76 | w | 9-2-6 | 2-0-0 | 3-2-0 | DNP | 0-0-2 | 27-4-4 | DNP |
| IOWA | 11/27/12 | 95-79 | w | 18-0-2 | 10-3-0 | 9-6-0 | DNP | 5-0-2 | 24-5-5 | DNP |
| OKLAHOMA STATE | 12/01/12 | 81-71 | w | 18-6-0 | 2-0-0 | 10-6-1 | DNP | 0-0-0 | 28-7-0 | DNP |
| at West Virginia | 12/8/12 | 67-68 | L | 21-3-1 | 2-2-0 | 8-8-0 | DNP | 0-4-2 | 23-4-10 | DNP |
| MISSISSIPPI VALLEY STAT | 12/10/12 | 70-49 | w | 4-4-2 | 9-7-0 | 0-4-1 | 0-2-0 | 10-2-1 | 23-5-4 | 0-1-0 |
| GEORGIA SOUTHERN | 12/15/12 | 73-78 | L | 4-2-2 | 2-5-1 | 0-3-0 | DNP | 5-2-0 | 28-7-4 | DNP |
| vs Bradley | 12/22/12 | 66-65 | w | 2-2-4 | 2-5-0 | 16-9-2 | DNP | 0-1-1 | 31-8-2 | DNP |
| vs Colorado State | 12/23/12 | 52-88 | L | 0-3-0 | 2-2-0 | 2-4-0 | 0-0-0 | 3-0-1 | 26-5-3 | 0-0-0 |
| vs BYU | 12/29/12 | 71-97 | L | 13-5-1 | 7-4-0 | 0-5-0 | 0-1-0 | 2-0-0 | 12-1-6 | 1-0-0 |
| at Maryland | 01/05/13 | 71-94 | L | 11-2-1 | 10-5-0 | 8-13-0 | DNP | 3-3-3 | 28-3-2 | DNP |
| BOSTON COLLEGE | 01/09/13 | 75-86 | L | DNP | 7-4-0 | 2-3-0 | DNP | 4-2-1 | 24-3-9 | DNP |
| at Georgia Tech | 1/12/13 | 70-65 | w | 10-3-3 | 4-1-0 | 8-6-2 | DNP | 0-3-2 | 28-5-1 | DNP |
| WAKE FOREST | 01/19/13 | 66-65 | w | 4-0-3 | 5-2-0 | 8-13-3 | DNP | 2-0-1 | 22-3-3 | DNP |
| VIRGINIA | 01/24/13 | 58-74 | L | 0-1-0 | 2-5-0 | 4-4-0 | DNP | 6-0-0 | 35-9-1 | DNP |
| at Clemson | 1/27/13 | 70-77 | L | 9-4-2 | 0-1-0 | 1-4-0 | DNP | 7-1-0 | 25-4-5 | DNP |

| Opponent | Date | Score | | 22 | 24 | 25 | 31 | 33 | 42 |
|-------------------------|----------|-------|---|------------|------------|------------|------------|------------|------------|
| | | | | BEYER,CHRI | RACER,JOEY | JOHNSTON,W | EDDIE,JARE | WOOD,MARSH | BARKSDALE, |
| EAST TENNESSEE STATE | 11/10/12 | 80-62 | w | 0-1-0 | 3-0-0 | 3-0-2 | 17-10-2 | 5-6-2 | 0-3-1 |
| RHODE ISLAND | 11/12/12 | 69-50 | w | 0-1-0 | 0-0-0 | 3-1-0 | 9-8-3 | 4-3-0 | 2-1-1 |
| VMI | 11/15/12 | 95-80 | w | 0-0-0 | 0-0-0 | 9-0-0 | 17-8-3 | 6-2-0 | 11-6-1 |
| at UNCG | 11/19/12 | 96-87 | w | DNP | DNP | 9-0-0 | 28-5-2 | 5-11-1 | 5-6-1 |
| APPALACHIAN STATE | 11/23/12 | 87-76 | w | 0-0-0 | DNP | 0-0-0 | 23-2-0 | 13-8-2 | 10-7-2 |
| IOWA | 11/27/12 | 95-79 | w | DNP | DNP | 3-0-0 | 11-7-3 | 4-4-0 | 11-7-0 |
| OKLAHOMA STATE | 12/01/12 | 81-71 | w | DNP | DNP | 0-0-1 | 15-12-4 | 8-5-0 | 0-1-2 |
| at West Virginia | 12/8/12 | 67-68 | L | DNP | DNP | DNP | 5-2-2 | 2-2-0 | 6-8-0 |
| MISSISSIPPI VALLEY STAT | 12/10/12 | 70-49 | w | 2-5-0 | 0-0-0 | 0-1-0 | 8-10-0 | 8-3-1 | 6-3-1 |
| GEORGIA SOUTHERN | 12/15/12 | 73-78 | L | DNP | DNP | 0-0-0 | 21-8-0 | 3-1-0 | 10-9-0 |
| vs Bradley | 12/22/12 | 66-65 | w | 3-9-1 | DNP | DNP | 12-5-0 | DNP | 0-1-0 |
| vs Colorado State | 12/23/12 | 52-88 | L | 0-4-0 | 1-1-0 | 4-1-0 | 10-5-0 | DNP | 4-5-0 |
| vs BYU | 12/29/12 | 71-97 | L | 9-11-2 | 2-0-0 | 6-1-0 | 17-7-2 | DNP | 2-0-0 |
| at Maryland | 01/05/13 | 71-94 | L | 6-7-0 | DNP | 0-0-0 | 5-2-1 | DNP | DNP |
| BOSTON COLLEGE | 01/09/13 | 75-86 | L | 6-8-2 | DNP | 5-0-1 | 21-6-1 | DNP | 6-4-0 |
| at Georgia Tech | 1/12/13 | 70-65 | w | 0-2-0 | DNP | 0-1-0 | 9-7-1 | DNP | 11-10-0 |
| WAKE FOREST | 01/19/13 | 66-65 | w | 3-4-0 | DNP | 0-0-0 | 18-9-0 | DNP | 4-5-2 |
| VIRGINIA | 01/24/13 | 58-74 | L | 0-0-0 | DNP | 0-0-1 | 9-9-2 | 0-0-0 | 2-3-2 |
| at Clemson | 1/27/13 | 70-77 | L | 4-4-0 | DNP | 0-0-0 | 19-2-0 | 0-3-2 | 5-6-0 |