



# HOKIE HOOPS

## 2012-13 GAME NOTES

Virginia Tech  
(10-6, 1-2)

vs. Wake Forest  
(9-7, 2-2)

### 2012-13 Schedule & Results

(10-6, 1-2 ACC)

Date	Opponent		
11/10	ETSU (ESPN3)	W	80-62
11/12	RHODE ISLAND (ESPN3)	W	69-50
11/15	VMI (ESPN3)	W	95-80
11/19	at UNC Greensboro (ESPN3)	W	96-87
11/23	APPALACHIAN ST. (ESPN3)	W	87-76

#### Big Ten/ACC Challenge

11/27	IOWA% (ESPN3)	W	95-79
12/ 1	15/17 OKLA. ST. (ESPN3)	W	81-71
12/ 8	at West Virginia (ESPN2)	L	67-68

#### Continental Tire Las Vegas Classic (Blacksburg, Va.)

12/10	MISS.VALLEY ST.# (ESPN3)	W	70-49
12/15	GA. SOUTHERN# (ESPN3)	L	73-78

#### Continental Tire Las Vegas Classic (Las Vegas, Nev.)

12/22	Bradley#	W	66-65 (OT)
12/23	Colorado State (CBS SN)	L	52-88
12/29	BYU (Salt Lake City) (ESPN)	L	71-97
1/ 5	at Maryland* (ACCN)	L	71-94
1/ 9	BOSTON COLLEGE* (RSN)	L	75-86
1/12	at Georgia Tech* (ACCN)	W	70-65 (OT)

1/19	WAKE FOREST*	2 p.m.	ACCN
1/24	VIRGINIA*	8 p.m.	ACCN
1/27	at Clemson*	1 p.m.	ACCN
1/30	MIAMI*	9 p.m.	RSN
2/ 2	at North Carolina*	12 p.m.	ACCN
2/ 7	MARYLAND*	9 p.m.	ACCN
2/ 9	GEORGIA TECH*	1 p.m.	RSN
2/12	at Virginia*	7 p.m.	ESPN3
2/16	at NC State*	2 p.m.	ESPN/ESPN2
2/21	DUKE*	9 p.m.	ESPN/ESPN2
2/24	FLORIDA STATE*	6 p.m.	ESPN
2/27	at Miami*	7 p.m.	RSN
3/ 2	CLEMSON*	8 p.m.	RSN
3/ 5	at Duke*	7 p.m.	ESPN3
3/10	at Wake Forest*	2 p.m.	ACCN

#### ACC Tournament - Greensboro, N.C.

3/14-	TBA	ACCN/ESPN
3/18		

\* - Atlantic Coast Conference Games

% - Big Ten/ACC Challenge, Blacksburg, Va.

# - Continental Tire Las Vegas Classic

All times are EST and are subject to change

### Television/Internet

The ACC Network

Rich Waltz & Cory Alexander



### IMG Radio

Virginia Tech IMG Sports Network  
Bill Roth & Mike Burnop

### Follow us on twitter

@VT\_MBBall



### Virginia Tech Athletics Communications

Primary Contact

Bill Dyer - Associate Director

wdyer@vt.edu

(o) - 540-231-8853

(c) - 540-998-5906

Secondary Contact

Rachel Perreault - Assistant Director

rachelp5@vt.edu

(o) - 540-231-2228

Sat., Jan. 19, 2013 • 2 p.m.  
Cassell Coliseum (9,847), Blacksburg, Va.



Series vs. WF: VT, 28-27 Series Streak: WF, one  
Last Meeting vs. the Demon Deacons: WF, 58-55, 1-7-2012, Joel Coliseum  
Live Stats: ramblinwreck.com Sirius: 134 XM: 196



## Hokies return to Cassell Coliseum looking to even ACC mark in game against Demon Deacons

### NOTING THE HOKIES

#### About Today's Game

The Hokies are 10-6 on the season and 1-2 in ACC play after defeating Georgia Tech, 70-65, in overtime last Saturday in McCamish Pavilion.

Wake Forest is 9-7 overall and 2-2 in ACC action after a 60-44 loss at Clemson on Tuesday night.

#### Virginia Tech 70, Georgia Tech 65, OT

**Erick Green** scored 28 points to lead the Hokies to their first ACC win of the season. **Robert Brown**, who missed the Boston College game with a high fever, scored 10 points off the bench. **C.J. Barksdale** recorded his first double-double of the season with 11 points and 10 rebounds.

#### Wood Out

Virginia Tech freshman forward **Marshall Wood** is out indefinitely after fracturing the third metatarsal in his left foot in the loss to Georgia Southern.

#### Green Notes

**Erick Green** leads the ACC and the nation in scoring.

Green has scored 20-or-more points in 15 games this season.

#### Honors for Green

**Erick Green** has been named a watch list finalist for the Bob Cousey Award, given annually to the top point guard in the nation. Green has also been named to the John R. Wooden Award's Midseason Top 25. Wooden Award given to nation's best player.

#### Odds & Ends

**Erick Green** leads the ACC in scoring and **Jarell Eddie** leads the ACC in free-throw percentage.

Green is second in the league in minutes played and third in the league in free-throw percentage. The Hokies lead the ACC in free-throw percentage as a team.

**Christian Beyer** has grabbed 46 of his 48 rebounds in his last seven appearances.

The Hokies' two largest comeback victories this season have come in their two overtime games, both victories. Tech was down 13 points against Bradley and 11 points at Georgia Tech.

### Hokie Probables

F	31	<b>Jarell Eddie</b> 14.3 ppg, 6.5 rpg, 1.5 apg	Jr.	6-7	Charlotte, N.C.
F	42	<b>C.J. Barksdale</b> 5.6 ppg, 4.7 rpg, .548 FG%	So.	6-8	Danville, Va.
F	4	<b>Cadarian Raines</b> 6.6 ppg, 6.5 rpg, 0.9 bspg	r-Jr.	6-9	Petersburg, Va.
G	1	<b>Robert Brown</b> 10.6 ppg, 2.9 rpg, 2.5 apg	So.	6-5	Clermont, Fla.
G	11	<b>Erick Green</b> 24.8 ppg, 4.3 rpg, 4.5 apg	Sr.	6-4	Winchester, Va.

### Last Time Out: VT 70, GT 65 OT

The Hokies won their first ACC game of the season, an ACC road game at that, with a 70-65 overtime win at Georgia Tech last Saturday ... The Hokies trailed by as many as 11 points in the second half, but fought back to send the game to overtime and then claim the victory in the extra period ... **Erick Green** led all scorers with 28 points ... **C.J. Barksdale** recorded his first career double-double with 11 points and 10 rebounds and **Robert Brown** came off the bench with 10 points.

### Join the Club

Virginia Tech senior guard **Erick Green** scored 23 points in the win over VMI and in doing so, he became the 43rd player in Virginia Tech history to reach the 1,000 career point plateau ... Green now has 1,338 career points ... In the overtime win at Georgia Tech, Green passed Les Henson into 22nd place on the Tech all-time scoring list ... He is one of 23 players to score at least 1,300 points for the Hokies.



Erick Green

### Wood Out Indefinitely...

Freshman forward **Marshall Wood** is out indefinitely after fracturing the third metatarsal in his left foot ... The injury, which will not require surgery, was suffered in the loss to Georgia Southern ... He has been cleared to return to workouts with the team.



Marshall Wood

### ...But Brown Returns

Sophomore **Robert Brown** missed the Boston College game on Jan. 9 due to a high fever ... He returned in the overtime win at Georgia Tech, scoring 10 points off the bench.



Robert Brown

### All Together Now

When **Marquis Rankin** scored a career-high 10 points in the win over Mississippi Valley State, it marked the eighth different player to record a double-figure scoring game this season ... All eight scholarship players have now scored at least 10 points in a game this season.



Marquis Rankin

### Scoring Combos

The Virginia Tech combo of **Erick Green** and **Jarell Eddie** are averaging 39.1 points per game ... They are the highest-scoring set of teammates in the ACC this season ... The duo of Mason Plumlee and Seth Curry of Duke are averaging 34.3 ppg ... Green leads the ACC in scoring and Eddie is 11th in the ACC in scoring ... The duo also has combined for 19, 20-or-more point games ... That leads the ACC, six ahead of the 13 by Curry and Plumlee.



Jarell Eddie

### Four Doubles is Rare

When **C.J. Barksdale** recorded his first career double-double in the overtime win at Georgia Tech, he became the fourth Hokie to record a double-double this season (and the third to record his first career double-double this season) ... This is the first season since the 2007-08 season that four different Hokies have recorded a double-double (J.T. Thompson, Jeff Allen, A.D. Vassallo and Deron Washington) ... The 2007-08 season was the third consecutive season that the Hokies had four players record double-doubles in a single season.



C.J. Barksdale

### The Series vs. Wake Forest

The Hokies are 28-27 all-time against the Demon Deacons, in a series that dates back to 1912 ... Tech lost the only meeting last season, 58-55, in the Lawrence Joel Coliseum on Jan. 7, 2012 ... Tech is 20-9 in home games against Wake Forest and has won the last four games played in Cassell Coliseum ... The Hokies are 12-6 against the Deacs in Cassell Coliseum ... In addition to Winston-Salem, Wake Forest, N.C. and Blacksburg, this series has been played in Roanoke, Raleigh, Greensboro, Tampa and one game was played at Reynolds High School in Winston-Salem.

### Improving on Good

Entering today's game, **Erick Green** is, statistically by scoring, the most improved player in the ACC ... Green averaged 15.6 points per game last season and has improved that to 24.8 ppg this season ... That is an increase of 9.2 ppg ... James Michael McAdoo of North Carolina has increased his scoring average this season, going from 6.1 ppg to 14.4 ppg, an increase of 8.3 ppg.

### Hot Shooting, Wrong Outcome

Virginia Tech shot 51.8 percent from the field in the loss to Boston College, including 64.3 percent in the second half ... That is the first time the Hokies shot at least 50 percent from the field in a game and lost since Jan. 29, 2009, when the Hokies shot 50.8 percent from the field in an 86-82 loss in Cassell Coliseum to No. 12 Clemson ... The last time the Hokies shot better than 51.8 percent from the field in a game in which they lost was on Feb. 9, 2008, a 74-71 loss to Miami.

### Their Time to Shine

Head coach **James Johnson** repeatedly tells his players that at some time this season, every one of them will be called upon to help this team win a basketball game ... In the win over Mississippi Valley State, it was **Christian Beyer** and **Marcus Patrick's** turn ... The duo of walk-ons came off the bench in the first half to provide a spark for the Hokies ... Patrick played a career-high 10 minutes in the game and grabbed a pair of rebounds, while Beyer, who also played a then-career-high 10 minutes, scored two points, blocked a shot and grabbed five rebounds, third-most on the team.



Marcus Patrick

### More on Beyer

To take that one step further, **Christian Beyer** had the best game of his short Virginia Tech (to date) career, as he scored three points and grabbed nine rebounds in 27 minutes of action in the overtime win over Bradley ... He also led the Hokies with two steals ... Beyer had played a combined 15 minutes in the first 10 games of the season ... Add in the 25 minutes he played in the loss to Colorado State and Beyer averaged 26.0 minutes and 6.5 rebounds per game in Las Vegas ... In the loss at BYU, Beyer scored a career-high nine points and grabbed a career-high 11 rebounds ... He had six points and seven rebounds in the loss at Maryland and six points and eight rebounds in the loss to Boston College ... He has grabbed 38 of his 40 rebounds in his last six games.



Christian Beyer

### Getting There is Half the Battle

**Erick Green** is averaging 8.4 free throw attempts per game this season, best in the ACC ... Mason Plumlee of Duke gets to the charity stripe the second-most in the league, at 7.7 fpga ... Green is shooting 83.7 percent from the line this season, while Plumlee is shooting 65.8 percent from the line.

### Not Many at All

When the Hokies defeated Bradley, 66-65, in overtime in the Las Vegas Classic, it marked the fewest points Tech had scored in an overtime victory since defeating Marquette, 65-64, in overtime in the finals of the 1995 NIT in Madison Square Garden ... Both of Virginia Tech's NIT championships were won in overtime ... The last time Tech won any game scoring 66-or-fewer points was a 66-65 win over Boston College in Blacksburg last season.

### Big Joey

In the Hokies' loss at Maryland to open the ACC season, redshirt freshman post player **Joey van Zegeren** earned his first career start ... The 6-10 van Zegeren was forced to redshirt the 2011-12 season due to concussion-like symptoms, but has shown steady improvement in his game this season and earned the starting nod in the team's 14th game this year ... In the game, van Zegeren tied a career-high with 10 points and 26 minutes played ... Van Zegeren earned his second career start in the win at Georgia Tech.



Joey van Zegeren

### Finally a Two

Virginia Tech sophomore walk-on **Will Johnston** has earned significant playing time so far this season and a lot of the reason has been his three-point shooting ... In Johnston's career at Tech, he has made 14 field goals and all but one of them have been three-pointers ... He hit a career-high three, three-pointers in the win over VMI, earning him a career-high nine points in a career-high 19 minutes of action ... He equalled the number of threes in the next game, as he hit three, three-pointers in the first half of the win at UNCG ... He is shooting 48.0 percent from three-point range this season and 48.1 from the field overall ... In the loss to Boston College, Johnston attempted his first two-point shot of the season and later in the game, made his first two-point field goal of the season.



Will Johnston

### It's Been A While

With his career-high 10 assists in the loss at West Virginia, **Erick Green** posted the first double-digit assist total by a Hokie since Malcolm Delaney had 10 assists in the NIT loss to Baylor on March 21, 2009 ... That was the second of Delaney's two 10-assist games ... Green added nine assists in the loss to Boston College.

### Tying a Long-Held Mark

To open the 2012-13 season, **Erick Green** scored 20-or-more points in the first 12 games ... That tied the school record for games with consecutive 20-or-more points, set by Bob Ayersman in the 1958-59 season ... That was also the school record for most consecutive 20-plus point games at any time in a season at Virginia Tech ... In the win over Bradley in the semifinal of the Continental Tire Las Vegas Classic, Green scored a career-high 31 points, the first time in his career that he had scored 30-or-more-points in a game ... After snapping the streak in the loss at BYU, Green has scored 20-or-more points in each of the last three games ... The Georgia Tech game was the 22nd career game of 20-or-more points and the 72nd time in his collegiate career that he has scored in double figures.

### Doubles from the Wing

**Jarell Eddie** recorded his second double-double of the season with 15 points and 12 rebounds in the win over No. 15/17 Oklahoma State ... In doing so, that marks the most double-doubles in a season by a Virginia Tech wing or back court player since A.D. Vassallo recorded three double-doubles in the 2008-09 season (Malcolm Delaney recorded two double-doubles that same season) ... The most double-doubles recorded by a Tech wing player in a single season since the Hokies joined the ACC in the 2004-05 season is six, by Deron Washington in the 2007-08 season ... **Erick Green** recorded his first career double-double in the loss at West Virginia, with 23 points and a career-high 10 assists.

### Johnson's Debut

The season-opening victory against ETSU was the debut of **James Johnson** as the head coach of the Hokies ... Johnson, a former assistant and associate head coach with the Hokies, was named to the position on May 2, 2012 ... Johnson is now 10-6 as the coach of the Hokies and 1-0 against nationally-ranked teams ... He earned his first ACC victory in the overtime win at Georgia Tech ... He brings with him 19 years experience as an assistant coach ... He is the only new coach in the ACC this season ... For a full bio on Johnson, please page 9 of this release.



James Johnson

### Less Than 50

Virginia Tech defeated Mississippi Valley State, 70-49 ... The 49 points scored is the fewest the Hokies have allowed an opponent this season and the fewest since a 48-47 loss at No. 20 Florida State on Feb. 16, 2012 ... The last time the Hokies limited an opponent to fewer than 50 points and won was a 47-45 win over No. 15 Virginia on Jan. 22, 2012 in John Paul Jones Arena.

### Comfortable at the Line

**Erick Green** enters today's game shooting 80.7 percent from the free throw line for his career ... He has tied Bobby Beecher in sixth place in career free throw shooting percentage at Virginia Tech ... Green, along with junior wing **Jarell Eddie**, combined for 84.2 percent from the free throw line last season ... Eddie is 83.4 percent from the line in his career, but does not, at this point, have enough free throw attempts to qualify for the list ... Eddie's 86.8 percent from the line last season was the fifth-best season in Virginia Tech history ... This season, the duo is a combined 158-186 from the line, good for 84.9 percent.

### That's a Low Percentage

When the Hokies held Mississippi Valley State to just 13.8 percent from three-point range, it marked the fifth time this season that Tech had held its opponent to under 20.0 percent from behind the three-point arc ... The last time the Hokies held an opponent to less than 15.0 percent from three-point range was on March 1, 2012, when Clemson went 0-10 from behind the arc ... Tech also held the Delta Devils to 25.7 percent from the field, the first time Tech has held an opponent to under 30.0 percent from the field since holding Eastern Michigan to 28.1 percent from the field on Dec. 22, 2011.

### Grabbing Boards

When **Cadarian Raines** grabbed a career-high and team season-high 13 rebounds in the loss at Maryland, it marked the first time a Hokie had grabbed at least 13 rebounds in a game since **Jarell Eddie** grabbed 14 rebounds in a home loss to BYU on Jan. 25, 2012.



Cadarian Raines

### Newer Than New

Freshman **Greg Donlon** has joined the Hokies program, but you will not find him in the media guide or the game program ... Donlon, a 6-8 forward from Midlothian, Va., was added to the Hokies' roster on Nov. 5.



## The Hokies

Under James Johnson

VT outrebounds opponent.....	8-1
Opponent outrebounds VT .....	2-5
Rebounds are equal.....	0-0
VT leads at the half.....	7-0
VT trails at the half.....	3-6
Game is tied at the half.....	0-0
VT shoots 50% or better.....	3-1
VT outshoots opponent.....	10-2
Opponent outshoots VT.....	0-4
VT holds opp. under 40%.....	5-1
VT scores 100+ points.....	0-0
VT scores 90-99 points.....	3-0
VT scores 80-89 points.....	3-0
VT scores 70-79 points.....	2-4
VT scores 60-69 points.....	2-1
VT scores less than 60 points.....	0-1
Opponent scores 100+ points.....	0-0
Opponent scores 90-99 points.....	0-2
Opponent scores 80-89 points.....	2-2
Opponent scores 70-79 points.....	3-1
Opponent scores 60-69 points.....	3-1
Opp. scores less than 60 points.....	2-0
VT in games 5-or-fewer points or OT.....	2-2
VT at home.....	7-2
VT on the road.....	2-2
VT at a neutral site.....	1-2
Overtime games.....	2-0
VT against conference foes.....	1-2
VT on television/internet.....	9-6
VT vs. ranked teams (AP only).....	1-0
VT as a ranked team (AP only).....	0-0

## Attendance Figures

Virginia Tech, like other ACC schools, announces total tickets distributed at home games ... That includes season tickets, individual game tickets and student tickets.

## What's Up Next?

The Hokies return to action on Thursday night, as they host arch-rival Virginia in Cassell Coliseum ... Game time is 8 p.m. and the game will be broadcast on the ACC Network and ESPN3.

## VT vs. The Conferences

<b>ACC REGULAR SEASON.....</b>	<b>1-2</b>
Atlantic Sun (ETSU).....	1-0
Atlantic 10 (URI).....	1-0
Big 12 (Oklahoma State, West Virginia).....	1-1
Big South (VMI).....	1-0
Big Ten (Iowa).....	1-0
MVC (Bradley).....	1-0
Mountain West Conference (Colorado State).....	0-1
Southern (UNCG, App. St., Ga. Southern).....	2-1
SWAC (Miss. Valley State).....	1-0
West Coast (BYU).....	0-1
<b>Total.....</b>	<b>10-6</b>

## Rankin Getting Back in the Groove

**Marquis Rankin** did not play in the season opening win over ETSU due to family concerns ... He returned to action in the win over VMI, playing three minutes and played eight minutes in the win at UNCG ... In the win over Appalachian State, Rankin played 20 minutes and in the win over Iowa, Coach **James Johnson** credited Rankin for being a game-changer, despite having his minutes limited by early foul trouble ... Rankin has played 20 minutes in the wins over Iowa and Oklahoma State and a career-high 25 minutes in the loss at West Virginia ... In the win over Mississippi Valley State, Rankin recorded a career-high 10 points in 19 minutes of action ... Rankin got his first start of the season in the loss to Boston College, playing a season-high 30 minutes and played 24 minutes in a start in the Hokies' overtime win at Georgia Tech.

## Sharp Dressed Men

Sophomore **Adam Smith** has joined the Hokie program, but he must sit out this season after transferring from UNC Wilmington ... He will have three seasons of eligibility beginning next fall ... He is able to practice with the Hokies this season ... Smith has already made a name for himself for his natty attire on the bench at Virginia Tech home games.



Adam Smith

## 90 and 80

Virginia Tech won consecutive games, 95-80 over VMI and 96-87 at UNC Greensboro ... This was the first time since Feb. 13 and 15, 2011 that Tech has scored 90-or-more points in back-to-back games ... This was also the first time since Dec. 10 and 17, 1989 that the Hokies allowed opponents 80-or-more points in back-to-back victories ... Tech scored 96 points in the win, the first time that the Hokies had scored that many points in a true road game since defeating Liberty, 101-70, in Lynchburg on Jan. 28, 1995 ... The 87 points for UNCG are the most points scored by an opponent in a true road game Tech victory since Dec. 28, 1993, when Tech defeated Florida Atlantic, 115-87, in Boca Raton, Fla. ... This is the first time since the 1988-89 season that Tech has scored 90-or-more points in three of the first six games of the season.

## A Little More on 80

Tech scored at least 80 points in five consecutive games from Nov. 15 through Dec. 1 ... That was the first time Tech had scored at least 80 points in five consecutive games since Dec. 5 through 19, 1987, when Tech won five straight games by those numbers.

## They Are Free, After All

In the win at UNCG, **Erick Green** made all 16 of his free throw attempts ... That is the second-best performance at the line in Tech history ... Rod Wheeler made all 18 of his attempts against Richmond on Dec. 28, 1990 ... Green made 37 free throw attempts earlier this season ... In the win at UNCG, **Jarell Eddie** made nine of his 10 attempts ... Tech was 34-of-42 from the line in that game, shooting 81.1 percent ... In the win over Iowa, the Hokies were 27-30 from the line, for 90.0 percent and in the win over No. 15/17 Oklahoma State, Tech was 27-33 from the line, for 81.1 percent and in the loss at West Virginia, Tech made eight of 10 attempts (80.0 percent).

## Welcome Back

The weekend of Dec. 14 and 15, the Hokies hosted the Men's Basketball Alumni Weekend ... The two-day event featured a wide range of events for the returning former players, including tours of facilities, receptions and a dinner on the court of the Hahn Hurst Basketball Practice Facility following the game against Georgia Southern ... The returning players were recognized at halftime of the game ... More than 50 former players attended, including former All-Americans Howard Pardue and Bimbo Coles, along with retired jersey honoree Ace Custis and Les Henson, famous for the "Henson Heave" shot to defeat Florida State in 1980.

## Hokies vs. Ranked Teams

With the win over No. 15/17 Oklahoma State, the Hokies are 13-39 against nationally ranked teams since joining the ACC for the 2004-05 season ... Tech is 30-147 all-time against teams ranked in the AP poll ... The win over Oklahoma State was the first time this season the Hokies had faced a ranked opponent ... These numbers are only for teams ranked in the AP poll.

## 500-Plus in the Cassell

The Hokies have a 525-159 overall record in Cassell, good for a .768 winning percentage ... Tech is 7-2 in Cassell Coliseum this season ... Tech was 11-7 last season and was 12-4 in Cassell the season before, the 50th year for the arena ... The win over Florida State on Jan. 8, 2011, was the 500th victory in the building ... The win over FSU in 2008 marked the Hokies' 600th game played in Cassell Coliseum ... Tech defeated Rhode Island, 86-63, on Nov. 20, 2002, in its 500th game in the arena ... Tech has had just one break-even home season and one losing season in Cassell Coliseum ... The 17 victories for the Hokies at home in the 2009-10 season set a new Cassell Coliseum and school record.

### Green was Honored

**Erick Green** was named the ACC Co-Player of the Week, for the week ending Nov. 25 ... This was the second-consecutive week he earned the award ... He led the Hokies to a pair of home wins, over Iowa and No. 15/17 Oklahoma State ... He was named the National Player of the Week, for the week ending Dec. 2, in SI.com's Seth Davis' Fast Break ... He was also named the College Hoops Player of the Week by NBCSports.com's CollegeBasketballTalk column.

### Welcoming Back Old Foes

The Hokies welcomed back two traditional rivals to the schedule ... Tech defeated VMI, 95-80, on Nov. 15 in a rivalry that dates back to 1909 and lost to West Virginia in Morgantown, 68-67, on Dec. 8 ... Tech and WVU first met in basketball in 1921 and have played 75 times since then ... The teams last met in the 2003-04 season, the Hokies' last season as a member of the BIG EAST Conference.

### Doubles in Threes

Tech made 14 three-point field goals in the win at UNC Greensboro which is the most threes for the Hokies in a game since the team joined the BIG EAST in 2000 and subsequently, the ACC in 2004 ... Research is ongoing to see if Tech had 14-or-more threes in a game since the Hokies set the school record with 16 threes against Marquette on Jan. 7, 1989.

### Hokies in Overtime

With the win at Georgia Tech, the Hokies are now 59-43 all-time in overtime games ... Tech is 26-21 in road overtime games, 26-9 in home overtime games and 7-13 on neutral courts ... Tech is 12-3 in ACC overtime games ... Prior to the loss at No. 5 Duke last season, the last time the Hokies had lost a true road overtime game was Feb. 11, 2006, when Tech fell to Virginia, 81-77, in University Hall ... Tech is 3-6 all-time in overtime games against ranked teams ... Tech is 5-8 in double overtime games and 1-2 in triple overtime games.

### 300 and Counting

The Hokies have hit at least one three-pointer in every game since joining the ACC in the 2004-05 season ... Tech has now hit a three in 319 consecutive games, the most in school history ... Since the three-point arc was added to college basketball for the 1986-87 season, the Hokies have hit at least one three in all but three games ... The last time that the Hokies did not record a three-point field goal in a game was at Providence on Feb. 1, 2003.

### Stingy with the Ball

**Erick Green** enters today's game with 277 assists and just 150 turnovers in his career ... Each of the last two seasons, Green has had at least 40 more assists than turnovers and has more assists than turnovers in each of his first three seasons ... This season, Green has 72 assists to just 41 turnovers.

### Building Makes it Better?

A case can be made that the Hokies have shown marked improvement in many areas of their game since moving into the Hahn Hurst Basketball Practice Facility in August 2009 ... One such improvement comes to the forefront ... In the six years before the opening of the practice facility, the Hokies shot a combined 66.2 percent from the free throw line ... Since the opening of the facility, the Hokies are shooting 72.6 percent from the free throw line.

### Lots of Youth

Among Virginia Tech's eight active scholarship players, **Erick Green** is the only senior and **Cadarian Raines** and **Jarell Eddie** are the only juniors ... Four players, **Robert Brown, C.J. Barksdale, Marquis Rankin** and **Joey van Zegeren**, played as freshmen last season, although van Zegeren only played eight minutes and was granted a medical redshirt ... **Marshall Wood** is the lone scholarship freshman this season.

### November Wins

The Hokies were 6-0 in games played in the month of November, marking the most wins by a Tech team in November ... The previous high was five wins in both the 2011-12 season and the 2005-06 season ... A disclaimer should be added, noting that the allowable start of the basketball season was moved up beginning with the 2004-05 season ... Prior to that, schedules could not begin before Thanksgiving weekend.

### The State We're In

With the win over VMI, Virginia Tech is 421-305 (.580) all-time against schools from Virginia ... Tech is 1-0 this season and was 2-1 against state schools last year ... The Hokies have played 14 schools from the state ... With the win over Norfolk State on Dec. 11, 2011, the only state Division I school that Tech has not played is Hampton ... Tech holds winning records against 10 of the schools and even records against two others.

### Hokies' All-Time Record

Virginia Tech is now 1354-1114 all-time in collegiate basketball, good for a .548 winning percentage ... This is the Hokies' 104th season of men's basketball.

### Coming Next Year

Virginia Tech has announced the signing of four players to national letters of intent ... Donte Clark, a 6-4 guard from Charlotte, N.C., Ben Emelogu, a 6-5 guard from Grand Prairie, Texas, Maurice Kirby, a 6-9 forward from Chandler, Ariz., and Trevor Thompson, a 6-10 forward from Indianapolis, Ind., all signed with the Hokies on Nov. 14 and will join the program in the fall of 2013.

### NCAA Stats

As of Jan. 13 in official NCAA statistics, the Hokies are 42nd in scoring ... **Erick Green** leads the nation in points per game ... Both Green and **Jarell Eddie** are listed in the top 100 in free throw percentage.

### Compare & Contrast

VT	WF	
76.1	Points	67.6
74.7	Points Allowed	67.9
43.8%	FG%	44.1%
41.5%	FG% Defense	43.2%
31.6%	3FG%	36.3%
29.7%	3FG% Defense	33.7%
72.7%	FT%	67.7%
39.0	Rebounds	32.6
+0.7	Rebound Margin	-1.7
11.6	Assists	11.1
13.0	Turnovers	14.6
4.6	Steals	7.5
4.4	Blocks	4.4

### Won't Get Lost

Two of the new assistants this season, **Ramon Williams** and **Mark Byington**, won't have to ask for too many directions around town ... Williams is a native of Roanoke and played collegiately at VMI, while Byington was raised in Salem and lived in Blacksburg for a short time ... Williams and his twin brother, Damon, have remained very active in the Roanoke community through the years ... New video coordinator, **Winston Curry**, is also a Roanoke native.

### Win 10

With Virginia Tech's win over Boston College last season, it marked the ninth straight season that the Hokies had won at least 10 home games ... Tech's longest streak of 10-or-more home victories is 11 consecutive seasons, from 1975-76 through the 1985-86 season ... Tech is 7-2 in Cassell Coliseum so far this season.

## TOP INDIVIDUAL PERFORMANCES

### VIRGINIA TECH

#### Points

31	Erick Green vs. Bradley
28	Jarell Eddie at UNCG
28	Erick Green vs. Oklahoma State
28	Erick Green vs. Georgia Southern
28	Erick Green at Maryland
28	Erick Green at Georgia Tech
27	Erick Green vs. App. State
26	Erick Green at UNCG
26	Erick Green vs. Colorado State
25	Erick Green vs. URI
24	Erick Green vs. Iowa
24	Erick Green vs. Boston College
23	Erick Green vs. VMI
23	Erick Green vs. App. State
23	Erick Green at West Virginia
23	Erick Green vs. MVSU
21	Erick Green vs. ETSU
21	Robert Brown at West Virginia
21	Jarell Eddie vs. Georgia Southern
21	Jarell Eddie vs. Boston College

#### Rebounds

13	Cadarian Raines at Maryland
12	Cadarian Raines vs. URI
12	Jarell Eddie vs. Oklahoma State
11	Marshall Wood at UNCG
11	Christian Beyer vs. BYU
10	Jarell Eddie vs. ETSU
10	Cadarian Raines vs. VMI
10	Jarell Eddie vs. MVSU
10	C.J. Barksdale at Georgia Tech

#### Assists

10	Erick Green at West Virginia
9	Erick Green vs. Boston College
6	Erick Green vs. ETSU
6	Erick Green vs. VMI
6	Erick Green at UNCG
6	Robert Brown vs. App. State
6	Erick Green vs. BYU
5	twice

#### Steals

3	Erick Green vs. VMI
3	Jarell Eddie vs. Iowa
3	Marquis Rankin at Maryland
2	14 times

#### Blocks

4	Marshall Wood vs. URI
3	Jarell Eddie at UNCG
3	C.J. Barksdale at West Virginia
3	Joey van Zegeren vs. MVSU
3	Cadarian Raines vs. Bradley
2	seven times

### OPPONENTS

#### Points

42	Tyler Haws, BYU
26	Ryan Anderson, Boston College
25	Travis Simpson, UNCG
24	Xavier Munford, URI
23	D.J. Covington, VMI
23	Derrell Armstrong, UNCG
22	C.J. Reed, Georgia Southern
22	Lonnie Jackson, Boston College
21	Jay Canty, App. State
21	Aaron White, Iowa
21	Seth Allen, Maryland (A)
20	Lester Wilson, ETSU
20	Cleon Robert, Georgia Southern
20	Jake Layman, Maryland (A)

#### Rebounds

12	Kelvin McNeil, UNCG
11	Kevin Noreen, West Virginia
11	Marcus Smart, Oklahoma State
11	Daniel Miller, Georgia Tech (A)
10	Aaron White, Iowa
10	Matt Smith, MVSU
10	Erick Ferguson, Georgia Southern
10	Pierce Hornung, Colorado State

#### Assists

7	Roy Devyn Marble, Iowa
6	Marcus Smart, Oklahoma State
6	Wes Eikmeier, Colorado State
6	Dorian Green, Colorado State
6	Pe'Shon Howard, Maryland (A)
6	Joe Rahon, Boston College
5	Keaton Miles, West Virginia

#### Steals

5	Olivier Hanlan, Boston College
3	Nathan Healy, App. State
3	Tyshon Pickett, Bradley
2	13 times

#### Blocks

4	Matt Smith, MVSU
4	Daniel Miller, Georgia Tech (A)
3	D.J. Covington, VMI
3	Adam Woodbury, Iowa
2	seven times

## Coaching Starts at Tech

**James Johnson** began his head coaching career at Virginia Tech by winning his first seven games ... He was the fourth head coach in Virginia Tech history to jump out to at least a 7-0 start and the first since Monk Younger in the 1920-21 season to do so ... Here is a list of all of the Tech coaches that have achieved that mark:

Branch Bocock (1909-11).....	19-0
<i>(11-0 in his first season, 19 straight wins)</i>	
H.P. Sanborn (1916-17).....	11-0
Monk Younger (1920-21).....	8-0
James Johnson (2012-13).....	7-0

## Green Gaining Notice

**Erick Green** is gaining notice for his hot start to the season ... He has been named a finalist for the Bob Cousy Award, given to the nation's best point guard ... He also is on the John R. Wooden Award's Midseason Top 25 list ... The Wooden Award is given annually to the nation's best player.

## Points for Pondering

**Led VT in Scoring:** Green (14), Eddie (2)  
**Double Figure Scoring Games:** Green (16), Eddie (11), Brown (10), Raines (4), Barksdale (4), van Zegeren (2), Wood (1), Rankin (1)  
**40-point Games:** none  
**30-39-point Games:** Green (1)  
**20-29-point Games:** Green (14), Eddie (3), Brown (1)  
**Led VT in Rebounding:** Barksdale (5), Raines (5), Eddie (4), Beyer (3), Wood (2), Green (1)  
**Double Figure Rebounding Games:** Eddie (3), Raines (3), Wood (1), Beyer (1), Barksdale (1)  
**Led VT in Assists:** Green (11), Brown (4), Eddie (1), Rankin (1)  
**Double Figure Assist Games:** Green (1)  
**Double-Doubles:** Raines (2), Eddie (2), Green (1), Barksdale (1)  
**Most Points in a Half:** 51 (2nd vs. UNCG)  
**Fewest Points in a Half:** 22 (1st at GT)  
**Most Points Allowed in a Half:** 56 (1st vs. BYU)  
**Fewest Points Allowed in a Half:** 20 (2nd vs. Bradley)  
**Largest Lead:** 31 pts. (86-51 vs. VMI)  
**Largest Deficit:** 38 pts. (47-85, vs. Colorado St.)  
**Largest Margin of Victory:** 19 pts. (69-50 vs. URI)  
**Largest Margin of Defeat:** 36 pts. (52-88 vs. Colorado State)  
**Largest Deficit Overcome in a Victory:** 13 pts. (10-23, vs. Bradley)  
**Largest Lead Lost in a Loss:** 6 pts. (23-17 vs. BC)  
**Largest Halftime Lead:** 16 pts. (46-30 vs. VMI)  
**Largest Halftime Deficit:** 16 pts. (37-51 at Maryland)  
**Average Margin of Victory:** 12.5 ppg  
**Average Margin of Defeat:** 17.0 ppg  
**Average Margin:** +1.4 ppg  
*\* - Includes ties*

## Virginia Tech Streaks

	Total	Home	Road	Neutral
Overall	Won 1	Lost 2	Won 1	Lost 3
ACC*	Won 1	Lost 3	Won 1	---
Non-Conference	Lost 2	Lost 1	Lost 1	Lost 3

\* - regular season games only

Longest winning streak this season	7, 11-10 thru 12-1
Longest losing streak this season	4, 12-23 thru 1-9



## Where to Find It

Many Virginia Tech men's basketball facts are available on hokiesports.com ... Below is a listing of URLs that may be helpful to the media.

### The Last Time:

<http://www.hokiesports.com/lasttime.html>

### Tech's all-time games against ranked opponents:

<http://www.hokiesports.com/mbasketball/rankedopp.html>

### Opponent History:

<http://www.hokiesports.com/mbasketball/opponents.html>

### Past Schedules:

<http://www.hokiesports.com/mbasketball/pastschedules.html>

### All-time overtime games:

<http://www.hokiesports.com/lasttime.html> go to men's basketball and toggle the "Show Only OT Games" button

The Last Time page is customizable to search a wide range of topics.

*Player bio pages have career highs, multiple splits and career game-by-game stats.*

## What is a Hokie?

That's the most frequently asked question regarding Virginia Tech athletics ... The answer leads all the way back to 1896 when Virginia Agricultural and Mechanical College changed its name to Virginia Polytechnic Institute ... With the change came the necessity for writing a new cheer and a contest for such a purpose was held by the student body ... Senior O.M. Stull won first prize for his "Old Hokie" yell which still is used today ... Later, when asked if "Hokie" had any special meaning, Stull explained the words he used had no hidden or symbolic meaning, but had been thought up in an effort to get attention ... Hokie soon became a nickname for all Tech teams and for those people loyal to Tech athletics.

## Our Name, Please

When referring to Virginia Tech, we ask that you please leave it at that - Virginia Tech ... Virginia Tech University is not now and never has been a name for the school ... The official name of the university is Virginia Polytechnic Institute and State University ... "Vah Tech", VPI, VPI&SU, VPI and SU and Va. Tech are also not recognized names and should not be used ... VT is acceptable as a shortended, agate form ... When referring to the school by its nickname, please use "Hokies" ... Your help in these matters is appreciated.

# Virginia Tech Athletics Communications

## ON THE INTERNET

### [www.hokiesports.com](http://www.hokiesports.com)

The official Web site of Virginia Tech athletics provides media and fans with schedules, results, rosters, bios, statistics, general releases and game notes on the Hokies.



The Gameday section has live stats, radio and television coverage information and other pertinent information. This section is for home games only.

### [hokiesports.com/media](http://hokiesports.com/media)

A media-only Web site is designed to make the media's job easier. Here you will find high-resolution, color mug shots of every Hokie basketball player and coach available to download. Please contact the Athletics Communications Office for access to this media-only site.

### Twitter

Follow the Hokies on Twitter @VT\_MBBall.

### [www.theacc.com](http://www.theacc.com)

Updated standings, results, schedules, statistics and notes are posted each week during the season.



*Erick Green is one of three active ACC players to record 1,300 career points.*

## How To Say It

Cassell Coliseum .....Castle  
 Cadarian Raines.....suh-DARE-ee-un  
 Christian Beyer .....BYE-ur  
 Jarell Eddie.....ju-RELL  
 Joey van Zegeren .....van ZEG-grin  
 Kurt Kanaskie .....kuh-NAS-key  
 Mark Byington .....BYE-ee-ton  
 Marquis Rankin.....mar-KEES  
 Ramon Williams.....RAY-mon

## WHO TO CONTACT

### Request for Interviews

#### Men's Basketball ACO

Bill Dyer  
 (540) 231-8852 - office  
 (540) 998-5906 - cell  
 wdyer@vt.edu

#### Secondary Contact

Rachel Perreault  
 (540) 231-2228 - office  
 (603) 767-6492 - cell  
 rachelp5@vt.edu

### Requests for Photos

#### Director of Photography

Dave Knachel  
 (540) 231-1838  
 dknachel@vt.edu



**Bill Dyer**  
 Associate Director of  
 Athletics Communications



**Rachel Perreault**  
 Assistant Director of  
 Athletics Communications

## A New Way To Watch

Several Virginia Tech basketball games will be available via internet streaming, free of charge ... Here is a list of the games that were shown on ESPN3 and WatchESPN app.

### ESPN3 EXCLUSIVE

Nov. 10	vs. ETSU
Nov. 12	vs. Rhode Island
Nov. 15	vs. St. Bonaventure
Nov. 19	at UNC Greensboro
Dec. 1	vs. Oklahoma State
Dec. 10	vs. Miss. Valley State
Dec. 15	vs. Georgia Southern
Jan. 25	vs. BYU

*\*- All games shown over the air on ESPN, ESPN2, ESPNU, RSN and the ACC network will also be shown on ESPN3 or the WatchESPN app.*

### In the Cassell in the ACC

Virginia Tech is 107-36 in Cassell Coliseum as a member of the ACC ... Here is a year-by-year breakdown.

	Regular	Post	Overall
2004-05	12-3	1-0	13-3
2005-06	10-7	0-0	10-7
2006-07	13-2	0-0	13-2
2007-08	12-2	2-1	14-3
2008-09	9-5	1-1	10-6
2009-10	15-1	2-1	17-2
2010-11	11-3	1-1	12-4
2011-12	11-7	---	11-7
2012-13	7-2	---	7-2
<b>Totals</b>	<b>100-32</b>	<b>7-4</b>	<b>107-36</b>

### All-Time Scoring

Here is a list of the names **Erick Green** is approaching on the list of all-time leading scorers in Virginia Tech history.

#### Career Points

18. Shawn Smith .....	1,440
19. Deron Washington .....	1,408
20. Glen Combs .....	1,361
21. Carlos Dixon .....	1,348
22. Les Henson .....	1,334
<b>23. Erick Green .....</b>	<b>1,310</b>

### Career Double-Doubles

#### 2008-09 Season

No active players

#### 2009-10 Season

No active players

#### 2010-11 Season

No active players

#### 2011-12 Season

**Jarell Eddie (1)**  
vs. BYU (12 pts./14 rebs.)\*

#### 2012-13 Season

**Jarell Eddie (2)**  
vs. ETSU (17 pts./10 rebs.)  
vs. Oklahoma State (15 pts./12 rebs.)

**Cadarian Raines (2)**  
vs. Rhode Island (10 pts./12 rebs.)\*  
vs. VMI (14 pts./10 rebs.)

**Erick Green (1)**  
at West Virginia (23 pts./10 ast.)\*

\* - career highs at the time

### VT App

Virginia Tech basketball game broadcasts can be heard throughout the mid-Atlantic region on a network of radio stations and on SiriusXM Satellite radio ... Fans can also follow the action of the Virginia Tech IMG Sports Network on their iPhone, Android and BlackBerry devices ... The official mobile application of Virginia Tech athletics offers easy and instant access to up-to-the-minute news, scores, live game play-by-play, stats, schedules and rosters, streaming audio and more.

The free mobile application will include access to the following features:

- HEADLINES
- LIVE GAME SCORING FROM GAMETRACKER (SUBJECT TO GAMETRACKER AVAILABILITY)
- PREVIOUS GAME AND NEXT GAME SCHEDULES AND SCORES
- LIVE SCORING UPDATES
- PLAY-BY-PLAY COVERAGE
- PLAYER AND TEAM STATS
- BOX SCORE
- ON-DEMAND VIDEO (SUBJECT TO VIDEO AVAILABILITY)
- SCHEDULES AND SCORES
- ROSTERS
- IN-APP ALERT SYSTEM
- SHARING VIA EMAIL AND FACEBOOK

### Making Their Debuts

**James Johnson** is the 13th person to make their collegiate head coaching debut as a head coach at an Atlantic Coast Conference school ... The first was Horace "Bones" McKinney at Wake Forest in 1957 ... Among the others on this list are Jeff Jones, Vic Bubas, Bill Guthridge and the legendary Dean Smith ... One of the 12 other coaches, Sidney Lowe at NC State in 2006, had been an NBA head coach prior to making his collegiate debut.

### On This Date

Virginia Tech is 13-17 all-time in games played on Jan. 19 ... Tech lost its last two games on this date, most recently an 82-68 home loss to No. 8 North Carolina last season ... Tech is 7-3 in home games on this date ... Tech is 1-2 in ACC games on this date, but has never played Wake Forest on this date ... Tech is 1-6 against teams currently in the ACC on this date ... Tech is 441-402 on Saturdays all-time.

### Tech Talk Live

**Tech Talk LIVE!**, Presented by Geico is broadcast every Monday night at Bull & Bones Brewhaus and Grill at the First and Main complex in Blacksburg.

The radio program airs from 7-8 p.m. in front of a live audience, and can be heard on Virginia Tech IMG Sports Network radio affiliates throughout the region and on-line through Hokies All-Access.

Coach James Johnson appears on the program. Fans are encouraged to attend and can submit a question or comment via [hokiesports.com](http://hokiesports.com)



### Radio Network

#### 2011-12 Virginia Tech IMG Sports Network

<b>Abingdon</b>	<b>WFHG-FM</b>	<b>92.7 FM</b>
<b>Blacksburg</b>	<b>WBRW-FM</b>	<b>105.3 FM</b>
<b>Blackstone</b>	<b>WBBC-FM</b>	<b>93.5 FM</b>
<b>Bluefield, WV</b>	<b>WKQY-FM</b>	<b>100.9 FM</b>
<b>Bluefield, WV</b>	<b>WKEZ-AM</b>	<b>1240 AM</b>
<b>Bristol</b>	<b>WFHG-AM</b>	<b>980 AM</b>
<b>Charlottesville</b>	<b>WKAV-AM</b>	<b>1400 AM</b>
<b>Clifton Forge, Va</b>	<b>WJVR-FM</b>	<b>101.9 FM</b>
<b>Clincho</b>	<b>WDIC-AM</b>	<b>1430 AM</b>
<b>Clintwood</b>	<b>WDIC-FM</b>	<b>92.1 FM</b>
<b>Chatham/Gretna</b>	<b>WMNA-FM</b>	<b>106.3 FM</b>
<b>Galax</b>	<b>WWWJ-AM</b>	<b>1360 AM</b>
<b>Gate City</b>	<b>WGAT-AM</b>	<b>1050 AM</b>
<b>Harrisonburg</b>	<b>WSIG-FM</b>	<b>96.9 FM</b>
<b>Jacksonville, NC</b>	<b>WAVQ-AM</b>	<b>1400 AM</b>
<b>Lebanon</b>	<b>WLRV-AM</b>	<b>1380 AM</b>
<b>Luray</b>	<b>WMXH-FM</b>	<b>105.7 FM</b>
<b>Lynchburg</b>	<b>WLNI-FM</b>	<b>105.9 FM</b>
<b>Marion</b>	<b>WOLD-FM</b>	<b>102.5 FM</b>
<b>Martinsville</b>	<b>WMVA-AM</b>	<b>1450 AM</b>
<b>Morningside, MD</b>	<b>WHFS-AM</b>	<b>1580 AM</b>
<b>New Bern, NC</b>	<b>WWNB-AM</b>	<b>1490 AM</b>
<b>New Bern, NC</b>	<b>WWNB-FM</b>	<b>103.9 FM</b>
<b>Norfolk</b>	<b>WNIS-AM</b>	<b>790 AM</b>
<b>Onley</b>	<b>WESR-AM</b>	<b>1330 AM</b>
<b>Onley</b>	<b>WESR-FM</b>	<b>103.3 FM</b>
<b>Richmond</b>	<b>WRNL-AM</b>	<b>910 AM</b>
<b>Richmond*</b>	<b>WRVA-AM</b>	<b>1140 AM</b>
<b>Roanoke</b>	<b>WSNV-FM</b>	<b>93.5 FM</b>
<b>Staunton</b>	<b>WTON-AM</b>	<b>1240 AM</b>
<b>Tazewell</b>	<b>WKQY-FM</b>	<b>100.1 FM</b>
<b>Warsaw</b>	<b>WNNT-FM</b>	<b>107.5 FM</b>
<b>Warsaw</b>	<b>WNNT-AM</b>	<b>690 AM</b>
<b>Washington, DC</b>	<b>WJFK-FM</b>	<b>106.7 FM</b>
<b>White Stone</b>	<b>WIGO-FM</b>	<b>104.9 FM</b>
<b>Winchester</b>	<b>WINC-AM</b>	<b>1400 AM</b>
<b>Wytheville</b>	<b>WXBX-FM</b>	<b>95.3 FM</b>

### 2012-13 Starters

Green, Brown, Eddie, Barksdale, Raines.....	9-4
Green, Rankin, Eddie, Barksdale, van Zegeren.....	1-0
Green, Brown, Eddie, Raines, van Zegeren.....	0-1
Green, Rankin, Eddie, Barksdale, Raines.....	0-1



# Head Coach James Johnson

James Johnson begins his first season as Virginia Tech's head men's basketball coach. Director of Athletics Jim Weaver named Johnson to the position on May 1, 2012.

On Nov. 10, 2012, in his first game as a collegiate head coach, Johnson picked up his first head coaching victory, an 80-62 win over East Tennessee State in Cassell Coliseum. Johnson is now 10-6 as head coach of the Hokies. He is 1-0 against nationally-ranked teams. He earned his first career ACC victory in the overtime win at Georgia Tech.

No stranger to the Hokie Nation, Johnson spent the last five seasons on the men's basketball staff at Virginia Tech. He was an assistant coach from 2007-2011 before being promoted to associate head coach prior to last season. He had accepted an assistant coaches' position at Clemson on April 13 of this year, but returns to Blacksburg to take over the reins of the men's basketball program.

"I am very pleased to welcome James Johnson as the new head men's basketball coach at Virginia Tech," Weaver said. "He is an individual with 19 years of coaching experience, who has spent the last five years here at Virginia Tech.

He knows and has recruited most of our current players. We believe that he is the right person at this moment in time."

Johnson joined the Hokies following two seasons as an assistant at George Mason. While at Mason, he focused on organizing the team's defensive efforts in practice and games. The Patriots were a combined 45-23 in his two seasons and advanced to the 2006 NCAA Final Four.

Before GMU, Johnson spent two seasons as an assistant coach at Penn State. He was the recruitment coordinator for the Nittany Lions. Prior to Penn State, Johnson had a one-year stint as an assistant at the College of Charleston and he spent two years as an assistant at Elon.

"Virginia Tech and the Hokie Nation have a special place in my heart and I am blessed and excited for the opportunity to become the head basketball coach," Johnson said. "I look forward to working with a great group of young men and moving forward with this program."

Johnson, a native of Powhatan, Va., was a four-year player and three-year starter at Ferrum College. A three-time Defensive Player of the Year, he helped guide his team to two conference



championships and a berth in the NCAA Division III Tournament. He was also voted his team's Most Valuable Player in 1993. In 2001, Johnson was selected as one of the Top 10 players in Ferrum basketball history. In September of 2009, Johnson was elected into the Ferrum College Athletic Hall of Fame.

After graduating from Ferrum with a bachelor of science in psychology in 1993, he immediately stepped into the coaching ranks at his alma mater and served as an assistant for two seasons. Johnson helped guide the Panthers to a regular-season conference title.

In 1995, Johnson moved on to Longwood College as an assistant and then spent one year at Hargrave Military Academy, where he worked with the post-graduate team. In 1997, he began a three-year run as an assistant at Old Dominion. Johnson is a member of the Black Coaches Association (BCA) and the National Association of Basketball Coaches (NABC). In March 2001, Rivals.com named Johnson one of the Top 20 Assistant Coaches at Mid-Major Division I Schools. He was a squad leader in the Army National Guard from 1989-91.




***James Johnson is in his first season as the head coach of the Hokies. The Powhatan, Va., native spent the previous five seasons as an assistant coach for Virginia Tech.***

# The Last Time That...

---

Tech scored 100 points and won: 103-94, OT vs. Seton Hall, 1-2-10  
Tech scored 100 points and lost: 100-104 2OT vs. Maryland, 2-27-10  
Tech played in overtime: 70-65, OT, at Georgia Tech, 1-12-13  
Tech played in consecutive overtime games: 75-74 at Clemson, 2-8-06 & 77-81 at Virginia, 2-11-06  
Tech played 2 OT: 100-104, 2OT vs. Maryland, 2-27-10  
Tech played 3 OT: 86-90 at WVU, 2-2-83  
Tech scored 100+ points: 102-77, vs. Georgia Tech, 2-13-11  
Tech scored 90-99 points: 95-79, vs. Iowa, 11-27-12  
Tech scored 80-89 points: 81-71, vs. Oklahoma State, 12-1-12  
Tech scored 70-79 points: 70-65, OT, at Georgia Tech, 1-12-13  
Tech scored 60-69 points: 66-65, OT, vs. Bradley, 12-22-12  
Tech scored 50-59 points: 52-88, vs. Colorado State 12-23-12  
Tech scored 40-49 points: 47-48 at Florida State, 2-16-12  
Tech scored 30-39 points: 33-43 at East Carolina, 1966-67 season  
Tech scored 20-29 points: 27-40 at McGuire Gen., 1945-46 season  
Tech scored 10-19 points: 16-45 at Virginia, 1938-1939 season  
Tech scored less than 10 points: 7-31 at W&L, 1922-1923 season  
Tech allowed 100+ points: 100-104, 2OT vs. Maryland, 2-27-10  
Tech allowed 90-99 points: 71-94, at Maryland, 1-5-13  
Tech allowed 80-89 points: 75-86, vs. Boston College, 1-9-13  
Tech allowed 70-79 points: 73-78, vs. Georgia Southern, 12-15-12  
Tech allowed 60-69 points: 70-65, OT, at Georgia Tech, 1-12-13  
Tech allowed 50-59 points: 69-50, vs. Rhode Island, 11-12-12  
Tech allowed 40-49 points: 70-49, vs. Mississippi Valley State, 12-10-12  
Tech allowed 30-39 points: 99-34, vs. Mount St. Mary's, 1-2-11  
Tech allowed 20-29 points: 31-25 vs. Richmond, 2-1-46  
Tech allowed 10-19 points: 60-19 vs. Lynchburg College, 1-9-46  
Tech allowed less than 10 points: 28-9 vs. Hampden-Sydney, 1-17-23  
Largest margin of victory: 83 points vs. Randolph Macon Academy, 87-4, 1-10-11  
Largest margin of victory in an ACC game: 29 points vs. Wake Forest, 94-65, 1-15-11  
Two Tech players recorded double-doubles in a game: Jeff Allen (18 pts./15 rebs.) and Victor Davila (12 pts./10 rebs.) vs. Duke, 2-26-11  
Two Tech players recorded double-doubles in consecutive games: vs. UNC, ACC Tournament, 3-13-09 and vs. Duquesne, NIT, 3-18-09  
Tech player had five or more steals: Manny Atkins (5) vs. Mount St. Mary's, 1-2-11  
Tech player had 10 or more assists in a game: Erick Green (10) at West Virginia, 12-8-12  
Tech player had 20 or more rebounds in a game: Jeff Allen (21) vs. Longwood, 12-14-08  
Two Tech players had double figures in rebounds: Victor Davila (10 rebounds) and Jeff Allen (15 rebounds) vs. Duke, 2-26-11  
Two Tech players had five or more assists: Dorian Finney-Smith (5) & Tyrone Garland (5) vs. FIU, 11-15-11  
Two Tech players scored 20 or more points: Erick Green (24 points) & Jarell Eddie (21 points) vs. Boston College, 1-9-13  
Two Tech players scored 20 or more points in consecutive games: Erick Green & Jarell Eddie 11-19-12 & 11-23-12  
Tech player scored 30-39 points in a game: 31, Erick Green vs. Bradley, 12-22-12  
Tech player scored 40-49 points in a game: 41, Dorenzo Hudson vs. Seton Hall, 1-2-10  
Tech player scored 50+ points in a game: 51, Bimbo Coles vs. Southern Miss., 2-6-88  
Tech defeated a ranked opponent on the road: 80-77 at No. 12/13 Clemson, 2-25-09  
Tech defeated a ranked opponent at home: 81-71, vs. No. 15/17 Oklahoma State, 12-1-12  
Tech player had consecutive double-doubles: Cadarian Raines, 11-12-12 & 11-15-12  
Tech player had six consecutive double-doubles: Jeff Allen, 1-30-11, 2-2-11, 2-5-11, 2-13-11, 2-15-11 & 2-19-11  
Tech player had seven consecutive double-doubles: Jeff Allen, 1-25-11, 1-30-11, 2-2-11, 2-5-11, 2-13-11, 2-15-11 & 2-19-11  
Tech held opponent without a double-figure scorer: 65-47 vs. Miami, ACC Tournament, 3-12-09  
Tech had five players score in double figures: vs. Iowa, 11-27-12  
Tech had six players score in double figures: vs. Wake Forest, 1-15-11  
Tech did not make a three-point field goal: at Providence, 2-1-03  
Tech's opponent did not make a three-point field goal: at NC State, 2-10-10  
Tech did not shoot a free throw in the first half: vs. Purdue, 12-1-10  
Tech did not shoot a free throw in the second half: vs. Virginia, 12-5-10  
Tech allowed a triple-double: Iman Shumpert (22 pts., 12 rebs., 11 assists), at Georgia Tech, 1-25-11  
Tech allowed fewer than 10 points in a half: 9 points, vs. Eastern Michigan, 12-22-11



***Erick Green's 16-for-16  
from the free throw line in  
the win over UNCG is the  
fourth-best performance  
at the charity stripe in  
ACC history.***

# ERICK GREEN

SENIOR • GUARD • 6-4 • 185  
WINCHESTER, VA. • PAUL VI

# #11



## SEASON STATISTICS

## SEASON/CAREER GAME HIGHS

Opponent	Min	FG-A-%	3FG-A-%	FT-A-%	O-D-T	A	TO	Blk	Stl	Pts
EAST TENNESSEE ST.	34	6-11-.545	1-4-.250	8-12-.667	0-2-2	6	1	0	2	21
RHODE ISLAND	34	8-15-.533	4-7-.571	5-8-.625	0-3-3	4	3	0	2	25
VMI	33	9-13-.692	1-1-1.000	4-4-1.000	1-3-4	6	1	0	3	23
at UNC Greensboro	38	4-15-.267	2-4-.500	16-16-1.000	0-3-3	6	2	1	1	26
APPALACHIAN STATE	36	8-16-.500	0-5-.000	11-11-1.000	0-4-4	4	2	0	2	27
IOWA#	39	8-15-.533	0-4-.000	8-9-.889	0-5-5	5	2	0	2	24
15/17 OKLAHOMA STATE	26	6-10-.600	4-7-.571	12-13-.923	0-7-7	0	3	0	0	28
at West Virginia	37	8-19-.421	2-5-.400	5-5-1.000	1-3-4	10	0	0	2	23
MISSISSIPPI VALLEY STATE!	33	8-13-.615	1-2-.500	6-6-1.000	0-5-5	4	2	0	2	23
GEORGIA SOUTHERN!	38	12-22-.545	0-4-.000	4-4-1.000	1-6-7	4	4	0	2	28
vs. Bradley^	41	11-20-.550	2-4-.500	7-11-.636	0-8-8	2	5	0	1	31
vs. Colorado State^	36	10-21-.476	2-7-.286	4-5-.800	2-3-5	3	5	0	1	26
vs. BYU	31	4-17-.235	0-5-.000	4-6-.667	0-1-1	6	2	0	1	12
at Maryland*	37	8-18-.444	2-2-1.000	10-11-.909	1-2-3	2	2	0	2	28
BOSTON COLLEGE*	39	10-19-.526	3-4-.750	1-3-.333	0-3-3	9	3	0	0	24
at Georgia Tech*	42	9-16-.563	2-7-.286	8-11-.727	0-5-5	1	4	0	2	28
WAKE FOREST*										
VIRGINIA*										
at Clemson*										
MIAMI*										
at North Carolina*										
MARYLAND*										
GEORGIA TECH*										
at Virginia*										
at NC State*										
DUKE*										
FLORIDA STATE*										
at Miami*										
CLEMSON*										
at Duke*										
at Wake Forest*										

### POINTS

Season	31 vs Bradley (12/22/12)
Career	31 vs Bradley (12/22/12)
ACC	28 at MD (1/5/13), at GT (1/12/13)

### MINUTES PLAYED

Season	42 at Georgia Tech (1/12/13)
Career	43 vs Georgia Tech (2/18/12)
ACC	43 vs Georgia Tech (2/18/12)

### FIELD GOALS MADE

Season	12 vs GSU (12/15/12)
Career	12 at Md (1/20/10), vs GSU (12/15/12)
ACC	12 at Maryland (1/20/10)

### FIELD GOAL ATTEMPTS

Season	22 vs GSU (12/15/12)
Career	22 vs GSU (12/15/12)
ACC	21 at Maryland (1/28/12)

### 3-PT FIELD GOALS MADE

Season	4 vs URI (11/12/12), vs Ok St (12/1/12)
Career	4, 4x, last vs Ok St (12/1/12)
ACC	3 vs GT (2/13/11), vs BC (1/9/13)

### 3-PT FIELD GOAL ATTEMPTS

Season	7, 3x, last at Georgia Tech (1/12/13)
Career	8 at Minn. (11/30/11), vs UNC (1/19/12)
ACC	8 vs UNC (1/19/12)

### FREE THROWS MADE

Season	16 at UNCG (11/19/12)
Career	16 at UNCG (11/19/12)
ACC	10 vs FSU (1/10/12), at MD (1/5/13)

### FREE THROW ATTEMPTS

Season	16 at UNCG (11/19/12)
Career	16 at UNCG (11/19/12)
ACC	11 at MD (1/5/13), at GT (1/12/13)

### REBOUNDS

Season	8 vs Bradley (12/22/12)
Career	8 vs Bradley (12/22/12)
ACC	7 at WF (1/7), vs Duke (2/2/12)

### ASSISTS

Season	10 at WVU (12/8/12)
Career	10 at WVU (12/8/12)
ACC	9 vs Boston College (1/9/13)

### BLOCKS

Season	1 at UNCG (11/19/12)
Career	2 vs VMI (12/9/09), at NC State (2/2/11)
ACC	2 at NC State (2/2/11)

### STEALS

Season	3 vs VMI (11/15/12)
Career	5 vs UNCG (11/21/10), vs SBU (12/23/10)
ACC	4, 4x, last at Florida State (2/16/12)



## 2012-2013 NOTES

Scored 21 points and dished out six assists in season opener against ETSU ... Matched previous career high with 25 points against Rhode Island ... Made it three straight games with 20-plus points to open the season as he scored 23 points and dished out six assists against VMI ... Went an impressive 16-for-16 from the free throw line as part of a 26-point outing, also adding six assists at UNC Greensboro ... Scored 27 points against Appalachian State ... Put up 24 points, 16 of which came in the second half, also adding five rebounds and five assists to help the Hokies past Iowa ... Scored 28 points and added seven boards in just 26 minutes of play against Oklahoma State ... Was named Co-ACC Player of the Week for his performances against Iowa and Oklahoma State ... Earned first-career double-double with 23 points and a career-high 10 assists at West Virginia ... Continued scoring streak with 23 points, also adding five rebounds and four assists, against Mississippi Valley State ... Scored 28 points and grabbed seven rebounds against Georgia Southern ... Posted a career-high 31 points, also adding eight boards in the overtime win over Bradley ... Scored 26 points and added five rebounds against Colorado State ... Scored 12 points and dished out six assists at BYU ... Led the team with 28 points in the ACC opener at Maryland ... Scored 24 points and dished out nine assists against Boston College ... Put up 28 points and added five boards in the overtime win at Georgia Tech.

## CAREER STATISTICS

Year	GP-GS	Min-Avg.	FGM-FGA-Pct.	3FG-FGA-Pct.	FTM-FTA-Pct.	Off.-Def.	Reb-Avg.	A-TO	Blk	Stl	TP-Avg.
09-10	34-1	427-12.6	29-99-.293	11-40-.275	19-28-.679	7-24	31-0.9	31-25	7	17	88-2.6
10-11	32-26	988-30.9	132-319-.414	26-105-.248	80-103-.777	19-54	73-2.3	86-38	9	56	370-11.6
11-12	31-30	1071-34.5	170-388-.438	42-112-.375	101-122-.828	18-83	101-3.3	88-46	4	41	483-15.6
12-13	16-16	568-35.5	129-260-.496	26-72-.361	113-135-.837	6-63	69-4.3	72-41	1	25	397-24.8
<b>Career</b>	<b>113-73</b>	<b>3054-27.0</b>	<b>460-1066-.432</b>	<b>105-329-.319</b>	<b>313-388-.807</b>	<b>50-224</b>	<b>274-2.4</b>	<b>277-150</b>	<b>21</b>	<b>139</b>	<b>1338-11.8</b>



# CADARIAN RAINES

R-JUNIOR • FORWARD • 6-9 • 238  
PETERSBURG, VA. • PETERSBURG

# #4



## SEASON STATISTICS

Opponent	Min	FG-A-%	3FG-A-%	FT-A-%	O-D-T	A	TO	Blk	Stl	Pts
EAST TENNENSSEE ST.	22	3-9-.333	0-0-.000	3-4-.750	2-2-4	0	0	0	0	9
RHODE ISLAND	28	4-4-1.000	0-0-.000	2-3-.667	5-7-12	2	1	1	0	10
VMI	20	6-9-.667	0-0-.000	2-3-.667	6-4-10	0	0	0	1	14
at UNC Greensboro	27	3-8-.375	0-0-.000	3-4.750	3-6-9	0	3	1	1	9
APPALACHIAN STATE	18	1-3-.333	0-0-.000	1-3-.333	0-2-2	0	3	1	1	3
IOWA#	27	2-4-.500	0-0-.000	5-6-.833	2-4-6	0	1	2	0	9
15/17 OKLAHOMA STATE	32	4-8-.500	0-0-.000	2-3-.333	2-4-6	1	1	2	0	6
at West Virginia	30	4-8-.500	0-0-.000	0-2-.000	5-3-8	0	0	0	1	8
MISSISSIPPI VALLEY STATE!	12	0-4-.000	0-0-.000	0-0-.000	4-0-4	1	2	1	0	0
GEORGIA SOUTHERN!	12	0-1-.000	0-0-.000	0-0-.000	1-2-3	0	0	0	0	0
vs. Bradley^	34	6-11-.545	0-0-.000	4-6-.667	5-4-9	2	5	3	0	16
vs. Colorado State^	21	1-2-.500	0-0-.000	0-0-.000	1-3-4	0	3	1	0	2
vs. BYU	22	0-2-.000	0-0-.000	0-6-.000	2-3-5	0	1	0	1	0
at Maryland*	25	4-7-.571	0-0-.000	0-3-.000	7-6-13	0	2	1	0	8
BOSTON COLLEGE*	17	1-3-.333	0-0-.000	0-0-.000	0-3-3	0	2	1	0	2
at Georgia Tech*	30	4-8-.500	0-0-.000	0-0-.000	3-3-6	2	1	1	0	8
WAKE FOREST*										
VIRGINIA*										
at Clemson*										
MIAMI*										
at North Carolina*										
MARYLAND*										
GEORGIA TECH*										
at Virginia*										
at NC State*										
DUKE*										
FLORIDA STATE*										
at Miami*										
CLEMSON*										
at Duke*										
at Wake Forest*										

\* - ACC games; # - ACC/Big Ten Challenge; ! - Continental Tire Las Vegas Classic - Blacksburg, Va.;  
^ - Continental Tire Las Vegas Classic - Las Vegas, Nev.

## SEASON/CAREER GAME HIGHS

POINTS	
Season	16 vs Bradley (12/22/12)
Career	16 at Duke (2/25/12), vs BU (12/22/12)
ACC	16 at Duke (2/25/12)

MINUTES PLAYED	
Season	34 vs Bradley (12/22/12)
Career	39 at Duke (2/25/12)
ACC	39 at Duke (2/25/12)

FIELD GOALS MADE	
Season	6 vs VMI (11/15/12), vs BU (12/22/12)
Career	7 at Duke (2/25/12)
ACC	7 at Duke (2/25/12)

FIELD GOAL ATTEMPTS	
Season	11 vs Bradley (12/22/12)
Career	12 at Clemson (3/1/12)
ACC	12 at Clemson (3/1/12)

3-PT FIELD GOALS MADE	
Season	N/A
Career	N/A
ACC	N/A

3-PT FIELD GOAL ATTEMPTS	
Season	N/A
Career	N/A
ACC	N/A

FREE THROWS MADE	
Season	5 vs Iowa (11/27/12)
Career	5 vs GT (2/18/12), vs Iowa (11/27/12)
ACC	5 vs Georgia Tech (2/18/12)

FREE THROW ATTEMPTS	
Season	6 vs Iowa (11/27/12)
Career	8 vs Georgia Tech (2/18/12)
ACC	8 vs Georgia Tech (2/18/12)

REBOUNDS	
Season	13 at Maryland (1/5/13)
Career	13 at Maryland (1/5/13)
ACC	13 at Maryland (1/5/13)

ASSISTS	
Season	2, 3x, last at Georgia Tech (1/12/13)
Career	2, 6x last at Georgia Tech (1/12/13)
ACC	2 vs GT (2/18/12), at GT (1/12/13)

BLOCKS	
Season	3 vs Bradley (12/22/12)
Career	5 vs UMBC (12/22/09)
ACC	2 at Duke (2/25/12)

STEALS	
Season	1, 4x, last at WVU (12/8/12)
Career	3 at Rhode Island (12/7/11)
ACC	2 vs GT (2/18), vs NC State (3/4/12)



## 2012-2013 NOTES

Scored nine points and grabbed four rebounds in the season opener against ETSU ... Notched a double-double with 10 points and 12 boards against Rhode Island ... Made it back-to-back double-doubles with 14 points and 10 rebounds against VMI ... Brought down nine rebounds and put up nine points at UNC Greensboro ... Scored nine points and grabbed six rebounds against Iowa ... Tallied six points and six rebounds in the win over Oklahoma State ... Had eight points and grabbed eight rebounds at West Virginia ... Scored a career-high 16 points and grabbed nine rebounds in the overtime win over Bradley ... Brought down five rebounds at BYU ... Grabbed a career-high 13 rebounds and scored eight points in the ACC opener at Maryland ... Scored eight points and brought down six rebounds in the overtime win at Georgia Tech.

## CAREER STATISTICS

Year	GP-GS	Min-Avg.	FGM-FGA-Pct.	3FG-FGA-Pct.	FTM-FTA-Pct.	Off.-Def.	Reb-Avg.	A-TO	Blk	Stl	TP-Avg.
09-10	21-0	165-7.9	12-34-.353	0-0-.000	7-14-.500	20-17	37-1.8	3-6	16	4	31-1.5
10-11	4-0	21-5.3	1-4-.250	0-0-.000	0-0-.000	1-1	2-0.5	0-0	1	0	2-0.5
11-12	31-9	560-18.1	78-149-.523	0-0-.000	24-48-.500	57-64	121-3.9	13-24	24	22	180-5.8
12-13	16-15	379-23.7	43-91-.473	0-0-.000	22-43-.512	48-56	104-6.5	8-25	15	5	108-6.8
<b>Career</b>	<b>74-24</b>	<b>1185-16.0</b>	<b>139-290-.479</b>	<b>0-0-.000</b>	<b>58-113-.513</b>	<b>132-141</b>	<b>273-3.7</b>	<b>24-56</b>	<b>57</b>	<b>32</b>	<b>336-4.5</b>

# JARELL EDDIE

JUNIOR • FORWARD • 6-7 • 209  
CHARLOTTE, N.C. • THE CANNON SCHOOL

# #31



## SEASON STATISTICS

Opponent	Min	FG-A-%	3FG-A-%	FT-A-%	O-D-T	A	TO	Blk	Stl	Pts
EAST TENNESSEE ST.	37	6-12-.500	3-7-.429	2-2-1.000	1-9-10	2	3	0	1	17
RHODE ISLAND	35	4-11-.364	1-4-.250	0-0-.000	1-7-8	3	2	2	0	9
VMI	28	6-11-.545	3-6-.500	2-2-1.000	0-8-8	3	4	1	2	17
at UNC Greensboro	34	7-9-.778	5-5-1.000	9-10-.900	0-5-5	2	2	3	0	28
APPALACHIAN STATE	35	7-9-.778	4-5-.800	5-6-.833	0-2-2	0	3	1	0	23
IOWA#	34	4-11-.364	1-4-.250	2-2-1.000	0-7-7	3	2	0	3	11
15/17 OKLAHOMA STATE	34	5-14-.357	2-5-.400	3-3-1.000	3-9-12	4	2	1	2	12
at West Virginia	20	2-5-.400	1-3-.333	0-0-.000	0-2-2	2	2	1	0	5
MISSISSIPPI VALLEY STATE!	26	2-7-.290	0-0-.000	4-7-.571	3-7-10	0	3	1	0	8
GEORGIA SOUTHERN!	34	6-19-.316	3-13-.231	6-7-.857	4-4-8	0	2	1	0	21
vs. Bradley^	37	5-14-.357	2-8-.250	0-0-.000	2-3-5	0	3	0	0	12
vs. Colorado State^	25	4-10-.400	2-4-.500	0-0-.000	2-3-5	0	2	1	0	10
vs. BYU	30	5-12-.417	1-4-.250	6-6-1.000	2-5-7	2	2	2	0	17
at Maryland*	30	2-12-.167	0-6-.000	1-1-1.000	0-2-2	1	0	0	0	5
BOSTON COLLEGE*	35	8-17-.471	2-8-.250	3-3-1.000	2-4-6	1	5	0	0	21
at Georgia Tech*	30	3-9-.333	1-5-.200	2-2-1.000	0-7-7	1	2	1	0	9
WAKE FOREST*										
VIRGINIA*										
at Clemson*										
MIAMI*										
at North Carolina*										
MARYLAND*										
GEORGIA TECH*										
at Virginia*										
at NC State*										
DUKE*										
FLORIDA STATE*										
at Miami*										
CLEMSON*										
at Duke*										
at Wake Forest*										

\* - ACC games; # - ACC/Big Ten Challenge; ! - Continental Tire Las Vegas Classic - Blacksburg, Va.;  
^ - Continental Tire Las Vegas Classic - Las Vegas, Nev.

## 2012-2013 NOTES

Began the season with a double-double, scoring 17 points and grabbing 10 rebounds against ETSU ... Scored nine points and brought down eight rebounds against Rhode Island ... Put up 17 points and grabbed eight boards against VMI ... Notched a new career high after going a perfect 5-for-5 from beyond the arc and 9-for-10 from the free throw line to score 28 at UNC Greensboro ... Put up 23 points in the win over Appalachian State ... Scored 11 points and grabbed seven rebounds, also adding three steals against Iowa ... Earned a double-double with 12 points and 12 boards, also adding four assists against Oklahoma State ... Brought down 10 rebounds and added eight points against Mississippi Valley State ... Scored 21 points and brought down eight rebounds against Georgia Southern ... Scored 12 points and brought down five rebounds in the overtime win over Bradley ... Put up 10 points and brought down five rebounds against Colorado State ... Led the team with 17 points, also adding seven rebounds at BYU ... Scored 21 points and added six rebounds against Boston College ... Tallied nine points and seven boards in the overtime win at Georgia Tech.

## SEASON/CAREER GAME HIGHS

### POINTS

Season	28 at UNCG (11/19/12)
Career	28 at UNCG (11/19/12)
ACC	21 vs Boston College (1/9/13)

### MINUTES PLAYED

Season	37 vs ETSU (11/10/12), vs BU (12/22/12)
Career	37, 4x, last vs Bradley (12/22/12)
ACC	37 at Virginia (1/22/12)

### FIELD GOALS MADE

Season	8 vs Boston College (1/9/13)
Career	8 vs Boston College (1/9/13)
ACC	8 vs Boston College (1/9/13)

### FIELD GOAL ATTEMPTS

Season	19 vs GSU (12/15/12)
Career	19 vs GSU (12/15/12)
ACC	17 vs Boston College (1/9/13)

### 3-PT FIELD GOALS MADE

Season	5 at UNCG (11/19/12)
Career	5 vs NSU (12/11/11), at UNCG (11/19/12)
ACC	4 at WF (1/7/12), vs UNC (1/19/12)

### 3-PT FIELD GOAL ATTEMPTS

Season	13 vs GSU (12/15/12)
Career	13 vs GSU (12/15/12)
ACC	8 vs Boston College (1/9/13)

### FREE THROWS MADE

Season	9 at UNCG (11/19/12)
Career	9 at UNCG (11/19/12)
ACC	6 vs Georgia Tech (2/18/12)

### FREE THROW ATTEMPTS

Season	10 at UNCG (11/19/12)
Career	10 at UNCG (11/19/12)
ACC	7 at Maryland (1/28/12)

### REBOUNDS

Season	12 vs Oklahoma State (12/1/12)
Career	14 vs BYU (1/25/12)
ACC	10 at Virginia (1/22/12)

### ASSISTS

Season	4 vs Oklahoma State (12/1/12)
Career	5 vs Syracuse (11/23/11), vs BYU (1/25/12)
ACC	4 vs Georgia Tech (2/18/12)

### BLOCKS

Season	3 at UNCG (11/19/12)
Career	3 at K-State(11/16/10), at UNCG (11/19/12)
ACC	2 vs Clemson (2/4/12)

### STEALS

Season	3 vs Iowa (11/27/12)
Career	3 vs Iowa (11/27/12)
ACC	2 at BC (1/14), vs GT (2/18/12)



## CAREER STATISTICS

Year	GP-GS	Min-Avg.	FGM-FGA-Pct.	3FG-FGA-Pct.	FTM-FTA-Pct.	Off.-Def.	Reb-Avg.	A-TO	Blk	Stl	TP-Avg.
10-11	27-0	295-10.9	25-68-.368	7-32-.819	22-32-.688	18-41	59-2.2	13-17	9	4	79-2.9
11-12	31-30	853-27.5	91-209-.435	52-116-.448	55-64-.859	17-140	157-5.1	44-45	14	16	289-9.3
12-13	16-16	505-31.6	76-182-.418	31-87-.356	45-51-.882	20-84	104-6.5	24-39	15	8	228-14.3
<b>Career</b>	<b>76-48</b>	<b>1700-22.4</b>	<b>194-469-.414</b>	<b>92-241-.382</b>	<b>126-151-.834</b>	<b>55-267</b>	<b>322-4.2</b>	<b>83-103</b>	<b>38</b>	<b>29</b>	<b>606-8.0</b>

# ROBERT BROWN

SOPHOMORE • GUARD • 6-5 • 190  
CLERMONT, FLA. • HARGRAVE MIL. ACAD.

# #1



## SEASON STATISTICS

Opponent	Min	FG-A-%	3FG-A-%	FT-A-%	O-D-T	A	TO	Blk	Stl	Pts
EAST TENNESSEE ST.	32	6-12-.500	4-7-.571	0-2-.000	0-2-2	5	1	0	1	16
RHODE ISLAND	32	5-12-.417	1-4-.250	1-2-.500	0-4-4	4	2	1	1	12
VMI	24	4-12-.333	2-6-.333	1-2-.500	0-4-4	4	4	0	0	11
at UNC Greensboro	30	3-7-.429	3-5-.600	1-2-.500	0-2-2	3	2	1	0	10
APPALACHIAN STATE	25	2-8-.250	0-3-.000	5-6-.833	0-2-2	6	3	1	1	9
IOWA#	38	6-8-.750	1-2-.500	5-5-1.000	0-0-0	2	1	1	1	18
15/17 OKLAHOMA STATE at West Virginia	31	7-15-.467	0-1-.000	4-7-.571	2-4-6	0	1	1	1	6
MISSISSIPPI VALLEY STATE!	38	9-19-.473	2-7-.286	1-1-1.000	0-3-3	1	3	2	0	21
GEORGIA SOUTHERN!	23	2-9-.222	0-2-.000	0-0-.000	2-2-4	2	1	0	1	4
vs. Bradley^	25	1-7-.142	1-4-.250	1-2-.500	1-1-2	2	3	0	1	4
vs. Colorado State^	31	1-6-.167	0-3-.000	0-0-.000	0-2-2	4	4	0	1	2
vs. BYU	21	0-8-.000	0-3-.000	0-2-.000	1-2-3	0	3	0	0	0
at Maryland*	28	5-12-.417	0-4-.000	3-4-.750	0-5-5	1	2	0	1	13
BOSTON COLLEGE*	33	4-15-.267	1-6-.167	2-4-.500	0-2-2	1	4	0	0	11
at Georgia Tech*	32	-- DNP --								
WAKE FOREST*		2-11-.182	0-2-.000	6-6-1.000	1-2-3	3	2	0	0	10
VIRGINIA*										
at Clemson*										
MIAMI*										
at North Carolina*										
MARYLAND*										
GEORGIA TECH*										
at Virginia*										
at NC State*										
DUKE*										
FLORIDA STATE*										
at Miami*										
CLEMSON*										
at Duke*										
at Wake Forest*										

\*- ACC games; # - ACC/Big Ten Challenge; !-Continental Tire Las Vegas Classic- Blacksburg, Va.;  
^ - Continental Tire Las Vegas Classic - Las Vegas, Nev.

## 2012-2013 NOTES

Dropped 15 points and dished out five assists in the season opener against ETSU ... Scored 12 points and added four assists and four boards against Rhode Island ... Made it three straight games with double-digit scoring after scoring 11 points and dishing out four assists against VMI ... Continued his double-digit scoring streak with 10 points at UNC Greensboro ... Dished out a career-high six assists and added nine points against Appalachian State ... Tallied 18 points in the win over Iowa ... Matched a career high with six rebounds, also scoring six points in the win over Oklahoma State ... Had a career-high 21 points and two blocks at West Virginia ... Scored 13 points and brought down five rebounds at BYU ... Scored 11 points in the ACC opener at Maryland ... Tallied 10 points, going a perfect 6-for-6 from the line, and three assists in the overtime win at Georgia Tech.

## SEASON/CAREER GAME HIGHS

### POINTS

Season	21 at WVU (12/8/12)
Career	21 at WVU (12/8/12)
ACC	12 vs North Carolina (1/19/12)

### MINUTES PLAYED

Season	38 vs Iowa (11/27/12), at WVU (12/8/12)
Career	38 vs Iowa (11/27/12), at WVU (12/8/12)
ACC	33 at UVa (1/22/12), at MD (1/5/13)

### FIELD GOALS MADE

Season	9 at WVU (12/8/12)
Career	9 at WVU (12/8/12)
ACC	5 vs North Carolina (1/19/12)

### FIELD GOAL ATTEMPTS

Season	19 at WVU (12/8/12)
Career	19 at WVU (12/8/12)
ACC	15 vs UNC (1/19/12), at MD (1/5/13)

### 3-PT FIELD GOALS MADE

Season	4 vs ETSU (11/10/12)
Career	4 vs ETSU (11/10/12)
ACC	2, 4x, last vs Georgia Tech (2/18/12)

### 3-PT FIELD GOAL ATTEMPTS

Season	7 vs ETSU (11/10/12), at WVU (12/8/12)
Career	10 vs Kansas State (12/4/11)
ACC	7 vs North Carolina (1/19/12)

### FREE THROWS MADE

Season	6 at Georgia Tech (1/12/13)
Career	6 vs Monmouth (11/14/11), at GT (1/12/13)
ACC	6 at Georgia Tech (1/12/13)

### FREE THROW ATTEMPTS

Season	7 vs Oklahoma State (12/1/12)
Career	7 vs Oklahoma State (12/1/12)
ACC	6 at Georgia Tech (1/12/13)

### REBOUNDS

Season	6 vs Oklahoma State (12/1/12)
Career	6 vs BC (2/12/12), vs Ok St (12/1/12)
ACC	6 vs Boston College (2/12/12)

### ASSISTS

Season	6 vs App. State (11/23/12)
Career	6 vs App. State (11/23/12)
ACC	5 at Virginia (1/22/12)

### BLOCKS

Season	2 at WVU (12/8/12)
Career	2 at WVU (12/8/12)
ACC	1, 4x, last vs NC State (3/4/12)

### STEALS

Season	1, 9x, last at BYU (12/29/12)
Career	2, 6x, last at Clemson (3/1/12)
ACC	2 at UVa (1/22), at Clemson (3/1/12)



## CAREER STATISTICS

Year	GP-GS	Min-Avg.	FGM-FGA-Pct.	3FG-FGA-Pct.	FTM-FTA-Pct.	Off.-Def.	Reb-Avg.	A-TO	Blk	Stl	TP-Avg.
11-12	31-4	684-22.1	73-206-.354	33-105-.314	26-42-.619	12-46	58-1.9	60-43	11	24	205-6.6
12-13	15-14	437-29.1	57-161-.354	15-59-.254	30-45-.667	7-37	44-2.9	38-36	7	9	159-10.6
<b>Career</b>	<b>48-18</b>	<b>1173-24.4</b>	<b>137-382-.359</b>	<b>51-172-.297</b>	<b>58-90-.644</b>	<b>20-92</b>	<b>112-2.3</b>	<b>102-85</b>	<b>18</b>	<b>34</b>	<b>383-8.0</b>



# C.J. BARKSDALE

SOPHOMORE • FORWARD • 6-8 • 232  
DANVILLE, VA. • HARGRAVE MIL. ACAD.

# #42



## SEASON STATISTICS

## SEASON/CAREER GAME HIGHS

Opponent	Min	FG-A-%	3FG-A-%	FT-A-%	O-D-T	A	TO	Blk	Stl	Pts
EAST TENNESSEE ST.	17	0-1-.000	0-0-.000	0-0-.000	0-3-3	1	2	0	0	0
RHODE ISLAND	12	1-3-.333	0-0-.000	0-0-.000	0-1-1	1	0	0	0	2
VMI	25	4-8-.500	0-0-.000	3-4-.750	1-5-6	1	0	0	0	11
at UNC Greensboro	22	1-4-.250	0-0-.000	3-4-.750	1-5-6	1	2	2	0	5
APPALACHIAN STATE	25	3-5-.600	0-0-.000	4-4-1.000	3-4-7	2	1	0	2	10
IOWA#	24	5-7-.714	0-0-.000	1-1-1.000	2-5-7	0	0	1	0	11
15/17 OKLAHOMA STATE	13	0-1-.000	0-0-.000	0-0-.000	0-1-1	2	0	0	1	0
at West Virginia	33	3-4-.750	0-0-.000	0-0-.000	3-5-8	0	1	3	0	6
MISSISSIPPI VALLEY STATE!	19	2-5-.600	0-0-.000	0-0-.000	1-2-3	1	0	1	0	6
GEORGIA SOUTHERN!	34	5-8-.625	0-0-.000	0-0-.000	5-4-9	0	1	2	1	10
vs. Bradley^	18	0-1-.000	0-0-.000	0-0-.000	0-1-1	0	1	0	0	0
vs. Colorado State^	20	2-4-.500	0-0-.000	0-2-.000	3-2-5	0	0	0	0	4
vs. BYU	8	1-1-1.000	0-0-.000	0-0-.000	0-0-0	0	1	1	0	0
at Maryland*		-- DNP --								
BOSTON COLLEGE*	16	2-5-.400	0-0-.000	2-2-1.000	2-2-4	0	2	0	0	6
at Georgia Tech*	33	4-5-.800	0-0-.000	3-5-.600	2-8-10	0	1	1	0	11
WAKE FOREST*										
VIRGINIA*										
at Clemson*										
MIAMI*										
at North Carolina*										
MARYLAND*										
GEORGIA TECH*										
at Virginia*										
at NC State*										
DUKE*										
FLORIDA STATE*										
at Miami*										
CLEMSON*										
at Duke*										
at Wake Forest*										

### POINTS

Season	11, 3x, last at Georgia Tech (1/12/13)
Career	11, 3x, last at Georgia Tech (1/12/13)
ACC	11 at Georgia Tech (1/12/13)

### MINUTES PLAYED

Season	34 vs GSU (12/15/12)
Career	34 vs GSU (12/15/12)
ACC	33 at Georgia Tech (1/12/13)

### FIELD GOALS MADE

Season	5 vs Iowa (11/27/12), vs GSU (12/15/12)
Career	5 vs Iowa (11/27/12), vs GSU (12/15/12)
ACC	3 vs Georgia Tech (2/18/12)

### FIELD GOAL ATTEMPTS

Season	8 vs VMI (11/15/12), vs GSU (12/15/12)
Career	8, 3x, last vs GSU (12/15/12)
ACC	8 vs Florida State (1/10/12)

### 3-PT FIELD GOALS MADE

Season	N/A
Career	N/A
ACC	N/A

### 3-PT FIELD GOAL ATTEMPTS

Season	N/A
Career	N/A
ACC	N/A

### FREE THROWS MADE

Season	4 vs App. State (11/23/12)
Career	4, 3x, last vs App. State (11/23/12)
ACC	4 at Boston College (1/14/12)

### FREE THROW ATTEMPTS

Season	5 at Georgia Tech (1/12/13)
Career	6 at Boston College (1/14/12)
ACC	6 at Boston College (1/14/12)

### REBOUNDS

Season	10 at Georgia Tech (1/12/13)
Career	10 vs EMU (12/22/11), at GT (1/12/13)
ACC	10 at Georgia Tech (1/12/13)

### ASSISTS

Season	2 vs ASU (11/23/12), vs Ok St (12/1/12)
Career	2, 4x, last vs Ok St (12/1/12)
ACC	1, 3x, last vs Boston College (2/12/12)

### BLOCKS

Season	3 at WVU (12/8/12)
Career	3 at WVU (12/8/12)
ACC	1 at Georgia Tech (1/12/13)

### STEALS

Season	2 vs App. State (11/23/12)
Career	2, 3x, last vs App. State (11/23/12)
ACC	2 vs Florida State (1/10/12)



## 2012-2013 NOTES

Grabbed three rebounds in the season opener against ETSU ... Scored in double figures for the first time in his career with 11 point, also bringing down six rebounds against VMI ... Grabbed six boards and scored five points, also blocking two shots at UNC Greensboro ... Scored 10 points and brought down seven rebounds against Appalachian State ... Put up 11 points and grabbed seven boards in the win over Iowa ... Had a career-high three blocks, also adding six points and eight boards at West Virginia ... Neared a double-double with 10 points and nine boards against Georgia Southern ... Grabbed five rebounds against Colorado State ... Scored six points and grabbed four rebounds against Boston College ... Recorded his first career double-double with 11 points and 10 rebounds in the overtime win at Georgia Tech.

## CAREER STATISTICS

Year	GP-GS	Min-Avg.	FGM-FGA-Pct.	3FG-FGA-Pct.	FTM-FTA-Pct.	Off.-Def.	Reb-Avg.	A-TO	Blk	Stl	TP-Avg.
11-12	30-1	356-11.9	30-68-.441	0-0-.000	27-36-.750	37-44	81-2.7	9-12	8	8	87-2.9
12-13	15-15	312-20.8	34-62-.548	0-0-.000	16-22-.727	23-48	71-4.7	9-12	11	4	84-5.6
<b>Career</b>	<b>47-16</b>	<b>691-14.7</b>	<b>64-134-.478</b>	<b>0-0-.000</b>	<b>43-58-.741</b>	<b>62-95</b>	<b>157-3.3</b>	<b>18-26</b>	<b>19</b>	<b>12</b>	<b>171-3.6</b>

# MARQUIS RANKIN

SOPHOMORE • GUARD • 6-1 • 165  
CHARLOTTE, N.C. • HARGRAVE MIL. ACAD.

# #10



## SEASON STATISTICS

Opponent	Min	FG-A-%	3FG-A-%	FT-A-%	O-D-T	A	TO	Blk	Stl	Pts
EAST TENNESSEE ST.		--- DNP ---								
RHODE ISLAND		--- DNP ---								
VMI	3	0-0-.000	0-0-.000	0-0-.000	0-0-0	0	2	0	0	0
at UNC Greensboro	8	1-1-1.000	0-0-.000	0-0-.000	0-0-0	0	0	0	0	2
APPALACHIAN STATE	20	0-1-.000	0-1-.000	0-2-.000	0-0-0	2	0	0	1	0
IOWA#	8	2-3-.333	1-2-.500	0-0-.000	0-0-0	2	1	0	0	5
15/17 OKLAHOMA STATE	20	0-1-.000	0-1-.000	0-0-.000	0-0-0	0	3	0	0	0
at West Virginia	25	0-5-.000	0-2-.000	0-0-.000	0-4-4	2	0	0	0	0
MISSISSIPPI VALLEY STATE!	19	3-4-.750	1-1-1.000	3-3-1.000	0-2-2	1	1	1	1	10
GEORGIA SOUTHERN!	21	2-5-.400	1-3-.333	0-0-.000	2-0-2	0	0	0	0	5
vs. Bradley^	24	0-1-.000	0-0-.000	0-0-.000	0-1-1	1	3	0	1	0
vs. Colorado State^	23	1-4-.250	1-4-.250	0-0-.000	0-0-0	1	0	0	0	3
vs. BYU	14	0-2-.000	0-2-.000	2-2-1.000	0-0-0	0	0	0	0	2
at Maryland*	24	1-5-.200	1-3-.333	0-0-.000	1-2-3	3	1	0	3	3
BOSTON COLLEGE*	30	1-3-.333	1-1-1.000	1-2-.500	0-2-2	1	2	0	0	4
at Georgia Tech*	24	0-1-.000	0-0-.000	0-0-.000	1-2-3	2	1	0	2	0
WAKE FOREST*										
VIRGINIA*										
at Clemson*										
MIAMI*										
at North Carolina*										
MARYLAND*										
GEORGIA TECH*										
at Virginia*										
at NC State*										
DUKE*										
FLORIDA STATE*										
at Miami*										
CLEMSON*										
at Duke*										
at Wake Forest*										

\*- ACC games; # - ACC/Big Ten Challenge; !-Continental Tire Las Vegas Classic- Blacksburg, Va.;  
^ - Continental Tire Las Vegas Classic - Las Vegas, Nev.

## SEASON/CAREER GAME HIGHS

### POINTS

Season	10 vs MVSU (12/10/12)
Career	10 vs MVSU (12/10/12)
ACC	8, 3x, last vs Virginia (2/21/12)

### MINUTES PLAYED

Season	30 vs Boston College (1/9/13)
Career	30 vs Boston College (1/9/13)
ACC	30 vs Boston College (1/9/13)

### FIELD GOALS MADE

Season	3 vs MVSU (12/10/12)
Career	3, 3x, last vs MVSU (12/10/12)
ACC	3 vs Duke (2/2), vs Clemson (2/4/12)

### FIELD GOAL ATTEMPTS

Season	5, 3x, last at Maryland (1/5/13)
Career	8 at Boston College (1/14/12)
ACC	8 at Boston College (1/14/12)

### 3-PT FIELD GOALS MADE

Season	1, 4x, last vs Boston College (1/9/13)
Career	2, 3x, last vs Virginia (2/21/12)
ACC	2 vs GT (2/18), vs Virginia (2/21/12)

### 3-PT FIELD GOAL ATTEMPTS

Season	4 vs CSU (12/23/12)
Career	4 vs CSU (12/23/12)
ACC	3, 4x, last at Maryland (1/5/13)

### FREE THROWS MADE

Season	3 vs MVSU (12/10/12)
Career	4 at Boston College (1/14/12)
ACC	4 at Boston College (1/14/12)

### FREE THROW ATTEMPTS

Season	3 vs MVSU (12/10/12)
Career	4 at Boston College (1/14/12)
ACC	4 at Boston College (1/14/12)

### REBOUNDS

Season	4 at WVU (12/8/12)
Career	4, 3x, last at WVU (12/8/12)
ACC	4 at BC (1/14), at Miami (2/9/12)

### ASSISTS

Season	3 at Maryland (1/5/13)
Career	4 vs North Florida (12/19/11)
ACC	3, 3x, last at Maryland (1/5/13)

### BLOCKS

Season	1 vs MVSU (12/10/12)
Career	1, 3x, last vs MVSU (12/10/12)
ACC	1 vs Florida State (1/10/12)

### STEALS

Season	3 at Maryland (1/5/13)
Career	3 at Maryland (1/5/13)
ACC	3 at Maryland (1/5/13)



## 2012-2013 NOTES

Missed the ETSU game due to family matters ... Made season debut against VMI ... Scored first points of the season, making a basket at UNC Greensboro ... Had two assists against Appalachian State ... Scored five points in eight minutes of action against Iowa ... Grabbed four rebounds at West Virginia. ... Scored a career-high ten points against Mississippi Valley State ... Had five points and two rebounds against Georgia Southern ... Tallied three steals and three assists in the ACC opener at Maryland ... Grabbed three rebounds and dished out two assists in the overtime win at Georgia Tech.


## CAREER STATISTICS

Year	GP-GS	Min-Avg.	FGM-FGA-Pct.	3FG-FGA-Pct.	FTM-FTA-Pct.	Off.-Def.	Reb-Avg.	A-TO	Blk	Stl	TP-Avg.
11-12	23-6	317-13.8	22-65-.338	9-23-.391	8-13-.615	7-19	26-1.1	26-27	3	10	61-2.7
12-13	14-2	257-18.4	11-36-.306	6-20-.300	6-9-.667	4-13	17-1.2	15-14	1	8	34-2.4
<b>Career</b>	<b>38-8</b>	<b>581-15.3</b>	<b>33-101-.327</b>	<b>15-43-.349</b>	<b>14-22-.636</b>	<b>11-32</b>	<b>43-1.1</b>	<b>42-42</b>	<b>4</b>	<b>18</b>	<b>95-2.5</b>

# WILL JOHNSTON

SOPHOMORE • GUARD • 6-3 • 185  
MIDLOTHIAN, VA. • MIDLOTHIAN

# #25



## SEASON STATISTICS

Opponent	Min	FG-A-%	3FG-A-%	FT-A-%	O-D-T	A	TO	Blk	Stl	Pts
EAST TENNESSEE ST.	13	1-3-.333	1-3-.333	0-0-.000	0-0-0	2	0	0	1	3
RHODE ISLAND	11	1-1-1.000	1-1-1.000	0-0-.000	0-1-1	0	0	0	1	3
VMI	19	3-6-.500	3-6-.500	0-0-.000	0-0-0	0	0	0	0	9
at UNC Greensboro	10	3-3-1.000	3-3-1.000	0-0-.000	0-0-0	0	0	0	0	9
APPALACHIAN STATE	4	0-0-.000	0-0-.000	0-0-.000	0-0-0	0	0	0	0	0
IOWA#	2	1-1-1.000	1-1-1.000	0-0-.000	0-0-0	0	0	0	0	3
15/17 OKLAHOMA STATE at West Virginia	10	0-1-.000	0-1-.000	0-0-.000	0-0-0	1	0	0	0	0
MISSISSIPPI VALLEY STATE!	8	0-2-.000	0-2-.000	0-0-.000	0-1-1	0	1	0	0	0
GEORGIA SOUTHERN! vs. Bradley^	4	0-0-.000	0-0-.000	0-0-.000	0-0-0	0	0	0	0	0
vs. Colorado State^	10	1-1-1.000	1-1-1.000	1-2-.500	1-0-1	0	0	0	0	4
vs. BYU	16	1-5-.200	1-5-.200	3-4-.750	0-1-1	0	1	0	1	6
at Maryland*	10	0-1-.000	0-1-.000	0-0-.000	0-0-0	0	0	0	0	0
BOSTON COLLEGE*	17	2-3-.667	1-1-1.000	0-1-.000	0-0-0	1	0	0	0	5
at Georgia Tech*	6	0-2-.000	0-2-.000	0-0-.000	0-1-1	0	0	0	0	0
WAKE FOREST*										
VIRGINIA*										
at Clemson*										
MIAMI*										
at North Carolina*										
MARYLAND*										
GEORGIA TECH*										
at Virginia*										
at NC State*										
DUKE*										
FLORIDA STATE*										
at Miami*										
CLEMSON*										
at Duke*										
at Wake Forest*										

\*- ACC games; # - ACC/Big Ten Challenge; !-Continental Tire Las Vegas Classic- Blacksburg, Va.;  
^ - Continental Tire Las Vegas Classic - Las Vegas, Nev.

## 2012-2013 NOTES

Scored a three and had two assists in the season opener against ETSU ... Buried a three in 11 minutes of action against Rhode Island ... Tallied a career-high nine points against VMI ... Scored nine points, going a perfect 3-for-3 from beyond the arc at UNC Greensboro ... Drained a three in two minutes of action against Iowa ... Scored four points and grabbed a rebounds against Colorado State ... Put up five points against Boston College.

## SEASON/CAREER GAME HIGHS

### POINTS

Season 9 vs VMI (11/15/12), at UNCG (11/19/12)  
Career 9 vs VMI (11/15/12), at UNCG (11/19/12)  
ACC 5 vs Boston College (1/9/13)

### MINUTES PLAYED

Season 19 vs VMI (11/15/12)  
Career 19 vs VMI (11/15/12)  
ACC 17 vs Boston College (1/9/13)

### FIELD GOALS MADE

Season 3 vs VMI (11/15/12), at UNCG (11/19/12)  
Career 3 vs VMI (11/15/12)  
ACC 2 vs Boston College (1/9/13)

### FIELD GOAL ATTEMPTS

Season 6 vs VMI (11/15/12), at UNCG (11/19/12)  
Career 6 vs VMI (11/15/12)  
ACC 3 vs Boston College (1/9/13)

### 3-PT FIELD GOALS MADE

Season 3 vs VMI (11/15/12), at UNCG (11/19/12)  
Career 3 vs VMI (11/15/12), at UNCG (11/19/12)  
ACC 1 vs Boston College (1/9/13)

### 3-PT FIELD GOAL ATTEMPTS

Season 6 vs VMI (11/15/12)  
Career 6 vs VMI (11/15/12)  
ACC 2 at Georgia Tech (1/12/13)

### FREE THROWS MADE

Season 3 at BYU (12/29/12)  
Career 3 at BYU (12/29/12)  
ACC N/A

### FREE THROW ATTEMPTS

Season 4 at BYU (12/29/12)  
Career 4 at BYU (12/29/12)  
ACC 1 vs Boston College (1/9/13)

### REBOUNDS

Season 1, 5x last at Georgia Tech (1/12/13)  
Career 1, 5x last at Georgia Tech (1/12/13)  
ACC 1 at Georgia Tech (1/12/13)

### ASSISTS

Season 2 vs ETSU (11/10/12)  
Career 2 vs ETSU (11/10/12)  
ACC 1 vs Boston College (1/9/13)

### BLOCKS

Season N/A  
Career N/A  
ACC N/A

### STEALS

Season 1 vs ETSU (11/10/12), at BYU (12/29/12)  
Career 1 vs ETSU (11/10/12), at BYU (12/29/12)  
ACC N/A



## CAREER STATISTICS

Year	GP-GS	Min-Avg.	FGM-FGA-Pct.	3FG-FGA-Pct.	FTM-FTA-Pct.	Off.-Def.	Reb-Avg.	A-TO	Blk	Stl	TP-Avg.
11-12	4-0	8-2.0	1-3-.333	1-3-.333	0-0-.000	0-0	0-0.0	0-0	0	0	3-0.8
12-13	14-0	147-10.5	13-29-.448	12-27-.444	4-7-.571	1-4	5-0.4	4-2	0	3	42-3.0
<b>Career</b>	<b>18-0</b>	<b>155-8.6</b>	<b>14-32-.438</b>	<b>13-30-.433</b>	<b>4-7-.571</b>	<b>1-4</b>	<b>5-0.3</b>	<b>4-2</b>	<b>0</b>	<b>3</b>	<b>45-2.5</b>



# JOEY van ZEGEREN

R-FRESHMAN • FORWARD • 6-10 • 220  
HOOGEVEEN, THE NETHERLANDS • CANARIAS

# #2



## SEASON STATISTICS

Opponent	Min	FG-A-%	3FG-A-%	FT-A-%	O-D-T	A	TO	Blk	Stl	Pts
EAST TENNESSEE ST.	18	3-3-.1000	0-0-.000	0-0-.000	1-1-2	0	0	1	0	6
RHODE ISLAND	12	1-2-.500	0-0-.000	0-2-.000	2-4-6	0	0	1	0	2
VMI	18	2-3-.333	0-0-.000	0-0-.000	1-7-8	0	0	1	0	4
at UNC Greensboro	12	1-1-.1000	0-0-.000	0-2-.000	0-1-1	0	3	0	1	2
APPALACHIAN STATE	11	1-2-.500	0-0-.000	0-0-.000	0-0-0	0	0	0	0	2
IOWA#	12	3-6-.500	0-0-.000	4-5-.800	3-0-3	0	2	0	0	10
15/17 OKLAHOMA STATE	8	1-2-.500	0-0-.000	0-0-.000	0-0-0	0	1	1	1	2
at West Virginia	12	1-3-.333	0-0-.000	0-0-.000	1-1-2	0	0	2	0	2
MISSISSIPPI VALLEY STATE!	23	3-3-1.000	0-0-.000	3-6-.500	1-6-7	0	0	3	0	9
GEORGIA SOUTHERN!	19	0-3-.000	0-0-.000	2-4-.500	4-1-5	1	1	0	1	2
vs. Bradley^	13	0-1-.000	0-0-.000	2-4-.500	2-3-5	0	2	0	1	2
vs. Colorado State^	14	0-0-.000	0-0-.000	2-3-.667	0-2-2	0	0	2	0	2
vs. BYU	18	3-4-.750	0-0-.000	1-4-.250	3-1-4	0	3	1	2	7
at Maryland*	26	3-4-.750	0-0-.000	4-5-.800	3-2-5	0	2	0	0	10
BOSTON COLLEGE*	24	3-4-.750	0-0-.000	1-2-.500	1-3-4	0	3	0	0	7
at Georgia Tech*	15	2-4-.500	0-0-.000	0-0-.000	1-0-1	0	0	1	0	4
WAKE FOREST*										
VIRGINIA*										
at Clemson*										
MIAMI*										
at North Carolina*										
MARYLAND*										
GEORGIA TECH*										
at Virginia*										
at NC State*										
DUKE*										
FLORIDA STATE*										
at Miami*										
CLEMSON*										
at Duke*										
at Wake Forest*										

\*- ACC games; # - ACC/Big Ten Challenge; !-Continental Tire Las Vegas Classic- Blacksburg, Va.;  
^ - Continental Tire Las Vegas Classic - Las Vegas, Nev.

## SEASON/CAREER GAME HIGHS

### POINTS

Season	10 vs Iowa (11/27/12), at MD (1/5/13)
Career	10 vs Iowa (11/27/12), at MD (1/5/13)
ACC	10 at Maryland (1/5/13)

### MINUTES PLAYED

Season	26 at Maryland (1/5/13)
Career	26 at Maryland (1/5/13)
ACC	26 at Maryland (1/5/13)

### FIELD GOALS MADE

Season	3, 6x, last vs Boston College (1/9/13)
Career	3, 6x, last vs Boston College (1/9/13)
ACC	3 at MD (1/5/13), vs BC (1/9/13)

### FIELD GOAL ATTEMPTS

Season	6 vs Iowa (11/27/12)
Career	6 vs Iowa (11/27/12)
ACC	4, 3x, last at Georgia Tech (1/12/13)

### 3-PT FIELD GOALS MADE

Season	N/A
Career	N/A
ACC	N/A

### 3-PT FIELD GOAL ATTEMPTS

Season	N/A
Career	N/A
ACC	N/A

### FREE THROWS MADE

Season	4 vs Iowa (11/27/12), at MD (1/5/13)
Career	4 vs Iowa (11/27/12)
ACC	4 at Maryland (1/5/13)

### FREE THROW ATTEMPTS

Season	6 vs MVSU (12/10/12)
Career	6 vs MVSU (12/10/12)
ACC	5 at Maryland (1/5/13)

### REBOUNDS

Season	8 vs VMI (11/15/12)
Career	8 vs VMI (11/15/12)
ACC	5 at Maryland (1/5/13)

### ASSISTS

Season	1 vs GSU (12/15/12)
Career	1 vs GSU (12/15/12)
ACC	N/A

### BLOCKS

Season	3 vs MVSU (12/10/12)
Career	3 vs MVSU (12/10/12)
ACC	1 at Georgia Tech (1/12/13)

### STEALS

Season	2 at BYU (12/29/12)
Career	2 at BYU (12/29/12)
ACC	N/A



## 2012-2013 NOTES

Scored six points in the season opener against ETSU ... Grabbed six rebounds and scored two points against Rhode Island ... Brought down eight rebounds and added four points against VMI ... Put up ten points in the win over Iowa ... Blocked three shots, brought down seven rebounds and scored nine points, six of which came on a season-best three dunks ... Grabbed five rebounds in the overtime win over Bradley ... Scored seven points and grabbed four boards at BYU ... Scored a career-best 10 points, also adding five rebounds in his first career start at Maryland ... Grabbed four rebounds and scored seven points against Boston College.

## CAREER STATISTICS

Year	GP-GS	Min-Avg.	FGM-FGA-Pct.	3FG-FGA-Pct.	FTM-FTA-Pct.	Off.-Def.	Reb.-Avg.	A-TO	Blk	Stl	TP-Avg.
11-12	3-0	10-3.3	0-0-.000	0-0-.000	0-0-.000	0-0	0-0.0	0-0	1	0	0-0.0
12-13	16-2	25.4-15.9	27-45-.600	0-0-.000	19-37-.514	23-32	55-3.4	2-17	13	6	73-4.6
<b>Career</b>	<b>19-2</b>	<b>26.4-13.9</b>	<b>27-45-.600</b>	<b>0-0-.000</b>	<b>19-37-.514</b>	<b>23-32</b>	<b>55-2.9</b>	<b>2-17</b>	<b>14</b>	<b>6</b>	<b>73-3.8</b>

# MARSHALL WOOD

FRESHMAN • FORWARD • 6-8 • 210  
RUSTBURG, VA. • RUSTBURG

# #33



## SEASON STATISTICS

Opponent	Min	FG-A-%	3FG-A-%	FT-A-%	O-D-T	A	TO	Blk	Stl	Pts
EAST TENNESSEE ST.	22	1-6-.167	0-3-.000	3-4-.750	2-4-6	2	2	0	0	5
RHODE ISLAND	28	2-7-.286	0-5-.000	0-0.000	0-3-3	0	1	4	1	4
VMI	14	2-4-.500	2-3-.667	0-0-.000	0-2-2	0	0	0	0	6
at UNC Greensboro	19	1-5-.200	1-5-.200	2-4-.500	2-9-11	1	0	0	1	5
APPALACHIAN STATE	25	4-8-.500	1-4-.250	4-7-.571	2-6-8	2	1	0	0	13
IOWA#	16	1-6-.167	0-2-.000	2-2-1.000	1-3-4	0	0	0	0	4
15/17 OKLAHOMA STATE	26	1-3-.333	0-1-.000	6-7-.857	3-2-5	0	1	1	0	5
at West Virginia	5	0-2-.000	0-1-.000	2-2-1.000	0-2-2	0	0	0	0	2
MISSISSIPPI VALLEY STATE!	15	2-5-.400	0-1-.000	4-6-.667	2-1-3	1	2	1	0	8
GEORGIA SOUTHERN!	13	1-3-.300	1-3-.333	0-0-.000	0-1-1	0	2	1	0	3
vs. Bradley^		--DNP--								
vs. Colorado State^		--DNP--								
vs. BYU		--DNP--								
at Maryland*		--DNP--								
BOSTON COLLEGE*		--DNP--								
at Georgia Tech*		--DNP--								
WAKE FOREST*		--DNP--								
VIRGINIA*		--DNP--								
at Clemson*										
MIAMI*										
at North Carolina*										
MARYLAND*										
GEORGIA TECH*										
at Virginia*										
at NC State*										
DUKE*										
FLORIDA STATE*										
at Miami*										
CLEMSON*										
at Duke*										
at Wake Forest*										

\*- ACC games; # - ACC/Big Ten Challenge; !-Continental Tire Las Vegas Classic- Blacksburg, Va.;  
^ - Continental Tire Las Vegas Classic - Las Vegas, Nev.

## 2012-2013 NOTES

Grabbed six rebounds and scored five points in collegiate debut against ETSU ... Blocked four shots and added four points against Rhode Island ... Scored six points against VMI ... Grabbed 11 boards and added five points at UNC Greensboro ... Scored 13 points and brought down eight rebounds in the win over Appalachian State ... Brought down five rebounds and scored five points against Oklahoma State ... Scored eight points against Mississippi Valley State ... Will likely miss the remainder of the season with a fractured foot, suffered in the Georgia Southern game.

## SEASON/CAREER GAME HIGHS

### POINTS

Season	13 vs App. State (11/23/12)
Career	13 vs App. State (11/23/12)
ACC	N/A

### MINUTES PLAYED

Season	28 vs URI (11/12/12)
Career	28 vs URI (11/12/12)
ACC	N/A

### FIELD GOALS MADE

Season	4 vs App. State (11/23/12)
Career	4 vs App. State (11/23/12)
ACC	N/A

### FIELD GOAL ATTEMPTS

Season	8 vs App. State (11/23/12)
Career	8 vs App. State (11/23/12)
ACC	N/A

### 3-PT FIELD GOALS MADE

Season	2 vs VMI (11/15/12)
Career	2 vs VMI (11/15/12)
ACC	N/A

### 3-PT FIELD GOAL ATTEMPTS

Season	5 vs URI (11/12/12), at UNCG (11/19/12)
Career	5 vs URI (11/12/12), at UNCG (11/19/12)
ACC	N/A

### FREE THROWS MADE

Season	6 vs Oklahoma State (12/1/12)
Career	6 vs Oklahoma State (12/1/12)
ACC	N/A

### FREE THROW ATTEMPTS

Season	7 vs ASU (11/23/12), vs Ok St (12/1/12)
Career	7 vs ASU (11/23/12), vs Ok St (12/1/12)
ACC	N/A

### REBOUNDS

Season	11 at UNCG (11/19/12)
Career	11 at UNCG (11/19/12)
ACC	N/A

### ASSISTS

Season	2 vs ETSU (11/10/12), vs ASU (11/23/12)
Career	2 vs ETSU (11/10/12)
ACC	N/A

### BLOCKS

Season	4 vs URI (11/12/12)
Career	4 vs URI (11/12/12)
ACC	N/A

### STEALS

Season	1 vs URI (11/12/12), at UNCG (11/19/12)
Career	1 vs URI (11/12/12), at UNCG (11/19/12)
ACC	N/A



## CAREER STATISTICS

Year	GP-GS	Min-Avg.	FGM-FGA-Pct.	3FG-FGA-Pct.	FTM-FTA-Pct.	Off.-Def.	Reb-Avg.	A-TO	Blk	Stl	TP-Avg.
12-13	10-0	180-18.0	15-49-.306	5-28-.179	23-32-.719	12-33	45-4.5	6-9	7	2	58-5.8

# CHRISTIAN BEYER

SOPHOMORE • FORWARD • 6-7 • 200  
NEW BERN, N.C. • NEW BERN

# #22



## SEASON STATISTICS

Opponent	Min	FG-A-%	3FG-A-%	FT-A-%	O-D-T	A	TO	Blk	Stl	Pts
EAST TENNESSEE ST.	1	0-0-.000	0-0-.000	0-0-.000	0-1-1	0	0	0	0	0
RHODE ISLAND	1	0-0-.000	0-0-.000	0-0-.000	0-1-1	0	0	0	0	0
VMI	1	0-0-.000	0-0-.000	0-0-.000	0-0-0	0	0	0	0	0
APPALACHIAN STATE	1	0-0-.000	0-0-.000	0-0-.000	0-0-0	0	0	0	0	0
MISS. VALLEY STATE	10	0-4-.000	0-2-.000	2-2-1.000	2-3-5	0	1	1	0	2
Bradley ^	27	0-2-.000	0-1-.000	3-4-.750	2-7-9	1	1	0	2	3
Colorado State ^	25	0-2-.000	0-1-.000	0-0-.000	1-3-4	0	2	0	0	0
at BYU	23	4-6-.667	0-0-.000	1-2-.500	6-5-11	2	3	0	0	9
at Maryland*	15	3-5-.600	0-1-.000	0-0-.000	4-3-7	0	0	0	0	6
BOSTON COLLEGE*	22	2-2-1.000	0-0-.000	2-2-1.000	2-6-8	2	0	0	0	6
at Georgia Tech*	13	0-2-.000	0-0-.000	0-0-.000	0-2-2	0	1	0	0	0

## 2012-2013 NOTES

Grabbed a rebound in the season opener against ETSU and against Rhode Island ... Scored two points and brought down five rebounds in 10 minutes of action against Mississippi Valley State ... Grabbed nine rebounds in the overtime win over Bradley ... Brought down four rebounds against Colorado State ... Scored nine points and grabbed 11 rebounds at BYU ... Grabbed seven rebounds and scored six points in just 15 minutes of play in the ACC opener at Maryland ... Scored six points and brought down eight rebounds against Boston College.

^ - Continental Tire Las Vegas Classic - Las Vegas, Nev.; \* - ACC games


## CAREER STATISTICS

Year	GP-GS	Min-Avg.	FGM-FGA-Pct.	3FG-FGA-Pct.	FTM-FTA-Pct.	Off.-Def.	Reb-Avg.	A-TO	Blk	Stl	TP-Avg.
12-13	11-0	143-13.0	9-23-.391	0-5-.000	8-10-.800	17-31	48-4.4	5-8	1	2	26-2.4

# GREG DONLON

FRESHMAN • FORWARD • 6-8 • 230  
MIDLOTHIAN, VA. • COSBY

# #14



## SEASON STATISTICS

Opponent	Min	FG-A-%	3FG-A-%	FT-A-%	O-D-T	A	TO	Blk	Stl	Pts
VMI	1	0-0-.000	0-0-.000	0-0-.000	0-0-0	0	0	0	0	0
MISS. VALLEY STATE	7	0-0-.000	0-0-.000	0-0-.000	0-1-1	0	0	0	0	0
Colorado State ^	1	0-0-.000	0-0-.000	0-0-.000	0-0-0	0	0	0	0	0
at BYU	2	0-0-.000	0-0-.000	1-2-.500	0-0-0	0	0	0	0	1

## 2012-2013 NOTES

Brought down a rebound against Mississippi Valley State in seven minutes of action ... Made a foul shot at BYU.

^ - Continental Tire Las Vegas Classic - Las Vegas, Nev.

## CAREER STATISTICS

Year	GP-GS	Min-Avg.	FGM-FGA-Pct.	3FG-FGA-Pct.	FTM-FTA-Pct.	Off.-Def.	Reb-Avg.	A-TO	Blk	Stl	TP-Avg.
12-13	4-0	11-2.8	0-0-.000	0-0-.000	1-2-.500	0-1	1-0.3	0-0	0	0	1-0.3

# JOEY RACER

SENIOR • GUARD • 6-1 • 165  
BERRYVILLE, VA. • CLARKE COUNTY

# #24



## SEASON STATISTICS

Opponent	Min	FG-A-%	3FG-A-%	FT-A-%	O-D-T	A	TO	Blk	Stl	Pts
EAST TENNESSEE ST.	1	1-1-1.000	1-1-1.000	0-0-0.000	0-0-0	0	0	0	0	3
RHODE ISLAND	1	0-0-0.000	0-0-0.000	0-0-0.000	0-0-0	0	0	0	0	0
VMI	3	0-0-0.000	0-0-0.000	0-0-0.000	0-0-0	0	0	0	0	0
MISS. VALLEY STATE	1	0-1-0.000	0-1-0.000	0-0-0.000	0-0-0	0	0	0	0	0
Colorado State ^	3	0-0-0.000	0-0-0.000	1-2-500	1-0-1	0	0	0	0	1
at BYU	6	1-1-1.000	0-0-0.000	0-0-0.000	0-0-0	0	0	0	0	2

## 2012-2013 NOTES

Buried a three in the season opener against ETSU ... Grabbed a rebound and made a foul shot against Colorado State ... Scored two points at BYU.

^-- Continental Tire Las Vegas Classic - Las Vegas, Nev.

## CAREER STATISTICS

Year	GP-GS	Min-Avg.	FGM-FGA-Pct.	3FG-FGA-Pct.	FTM-FTA-Pct.	Off.-Def.	Reb-Avg.	A-TO	Blk	Stl	TP-Avg.
11-12	6-1	4-0.6	1-8-.125	0-3-.000	0-0-.000	2-2	4-0.7	0-4	0	0	2-0.3
12-13	6-0	21-3.5	2-3-.667	1-2-.500	1-2-.500	1-0	1-0.2	0-0	0	0	6-1.0
<b>Career</b>	<b>12-1</b>	<b>38-3.2</b>	<b>3-11-.273</b>	<b>1-5-.200</b>	<b>1-2-.500</b>	<b>3-2</b>	<b>5-0.4</b>	<b>0-4</b>	<b>0</b>	<b>0</b>	<b>8-0.7</b>

# MARCUS PATRICK

FRESHMAN • GUARD • 5-9 • 165  
RUSTBURG, VA. • RUSTBURG

# #5



## SEASON STATISTICS

Opponent	Min	FG-A-%	3FG-A-%	FT-A-%	O-D-T	A	TO	Blk	Stl	Pts
EAST TENNESSEE ST.	3	0-0-0.000	0-0-0.000	0-0-0.000	0-0-0	1	1	0	0	0
RHODE ISLAND	6	0-2-0.000	0-0-0.000	2-2-1.000	0-0-0	0	0	0	0	2
VMI	11	0-2-0.000	0-2-0.000	0-0-0.000	0-1-1	1	2	0	1	0
MISS. VALLEY STATE	10	0-3-0.000	0-1-0.000	0-0-0.000	0-2-2	0	2	0	0	0
Colorado State ^	1	0-1-0.000	0-1-0.000	0-0-0.000	0-0-0	0	0	0	0	0
at BYU	2	0-1-0.000	0-0-0.000	0-2-0.000	0-1-1	0	0	0	0	0

## 2012-2013 NOTES

Had an assist against ETSU ... Made two foul shots against Rhode Island ... Had an assist and a steal against VMI ... Grabbed two rebounds in 10 minutes of action against Mississippi Valley State ... Grabbed a rebound at BYU.

^-- Continental Tire Las Vegas Classic - Las Vegas, Nev.

## CAREER STATISTICS

Year	GP-GS	Min-Avg.	FGM-FGA-Pct.	3FG-FGA-Pct.	FTM-FTA-Pct.	Off.-Def.	Reb-Avg.	A-TO	Blk	Stl	TP-Avg.
12-13	6-0	36-1.0	0-9-.000	0-4-.000	2-4-.500	0-4	4-0.7	2-5	0	1	2-0.3



# GAME 1

## VIRGINIA TECH 80, ETSU 62

NOV. 10, 2012 • 2 P.M. • BLACKSBURG, VA.

Erick Green scored 21 points to pace three players in double figures, as the Hokies made a winner of head coach James Johnson in his debut, downing East Tennessee State 80-62 at Cassell Coliseum in the season opener for both teams.

The Hokies' first-half shooting was just too much for ETSU to overcome, as Tech shot 56.5 percent from the floor (13 of 23) in running out to a 15-point lead at the break. The Buccaneers were within eight points with about six minutes left in the first half, but Robert Brown hit two 3-pointers sandwiched around a Jarell Eddie 3-pointer to give the Hokies a 15-point bulge, and the Buccaneers never recovered.

Green scored 14 of his 21 points in the first half and Brown added 13 for the Hokies, hitting three 3-pointers. Brown, coming off foot surgery this summer, finished with 16, while Eddie had 17 points and 10 rebounds for his second career double-double.

Nearly everything went right for Johnson in his debut. He planned to have his team play a more up-tempo style, and the Hokies scored 80 points – something they did just three times a year ago. They shot a respectable 46.6 percent from the floor and made 10 of 25 from beyond the 3-point arc. They also dished out 19 assists (six by Green) compared to 10 turnovers.

Cadarian Raines scored nine points and grabbed four rebounds for the Hokies, while Marshall Wood, a freshman, grabbed six rebounds and scored five points.

Freshman Lester Wilson came off the bench to lead the Buccaneers with 20 points. ETSU, which trailed by as many as 25 in the second half, shot just 38.7 percent from the floor (24 of 62).

### ETSU (0-1, 0-0 A-Sun)

Player	MP	FG	FT	TR	PF	A	TO	Bk	Stl	TP
Petye McClain, g	29	3-8	0-0	1	3	3	4	0	0	6
Hunter Harris, f	18	2-5	0-3	6	2	1	1	0	0	4
John Walton, f	30	4-5	0-4	5	2	0	1	0	1	8
K. Gadsden-Gillard, f	24	2-8	2-4	4	3	3	2	1	1	6
Sheldon Cooley, g	27	0-8	2-2	4	3	2	2	0	1	2
Rashawn Rembert	6	0-3	0-0	0	0	0	0	0	0	0
Marcus Dubose	24	3-8	6-6	4	1	3	0	0	1	12
Lester Wilson	27	8-15	1-6	9	3	0	2	0	1	20
Yunio Barrueta	15	2-2	0-0	1	1	0	0	0	0	4
TEAM				5						
Totals	200	24-62	11-25	39	18	12	12	1	5	62

### VIRGINIA TECH (1-0, 0-0 ACC)

Player	MP	FG	FT	TR	PF	A	TO	Bk	Stl	TP
Robert Brown, g	32	6-12	0-2	2	0	5	1	0	1	16
Jarell Eddie, f	37	6-12	2-2	10	2	2	3	0	1	17
C.J. Barksdale, f	17	0-1	0-0	3	4	1	2	0	0	0
Erick Green, g	34	6-11	8-12	2	1	6	1	0	2	21
Cadarian Raines, f	22	3-9	3-4	4	3	0	0	0	0	9
Joey van Zegeren	18	3-3	0-0	2	4	0	1	0	0	6
Joey Racer	1	1-1	0-0	0	0	0	0	0	0	3
Marcus Patrick	3	0-0	0-0	0	2	1	1	0	0	0
Will Johnston	13	1-3	0-0	0	2	0	0	0	1	3
Christian Beyer	1	0-0	0-0	1	0	0	0	0	0	0
Marshall Wood	22	1-6	3-4	6	4	2	2	0	0	5
TEAM				7						
Totals	200	27-58	16-24	37	20	19	10	1	5	80

**3-Pointers**.....VT 10 (Brown 4, Eddie 3, Green, Johnston, Racer)  
.....ETSU 3 (Wilson)  
**Blocks**..... VT 1 (van Zegeren)  
.....ETSU 1 (Brown)  
**Steals**.....VT 5 (Green 2, Brown, Eddie, Johnston)  
.....ETSU 5 (Cooley, Dubose, Gadsden-Gillard, Walton, Wilson)

**Officials**..... Cassidy, Andrakakos, Anderson  
**Technical**.....None  
**Attendance**.....6,632

Percentages:	FG%	3FG%	FT%	
ETSU	38.7	18.8	44.0	
Virginia Tech	46.6	40.0	66.7	
ETSU	28	34	—	60
Virginia Tech	48	37	—	82

# GAME 2

## VIRGINIA TECH 69, RHODE ISLAND 50

NOV. 12, 2012 • 7 P.M. • BLACKSBURG, VA.

Erick Green tied his career high with 25 points to lift the Hokies past Rhode Island 69-50 at Cassell Coliseum. With the win, the Hokies moved to 2-0 overall on the season. Rhode Island fell to 0-2.

Green scored 17 of his 25 in the first half, as Tech jumped out to a 13-0 lead and never trailed. The Rams missed their first seven shots from the floor and didn't score in the first 5:08 of the game.

Rhode Island cut the lead to 28-24 on a basket by Xavier Munford with 1:59 left in the first half. But the Hokies scored the last eight points of the half – six of those coming on two Green 3-pointers – to take a 36-24 lead at halftime.

Rhode Island got no closer than 11 the rest of the game. The Rams had a chance to cut the lead to nine with 10:02 remaining, but Nikola Malesevic missed a layup, and Green responded for the Hokies by making two free throws with 9:46 left to push the lead back to 13.

Tech led by as many as 21 in the second half. Malesevic's missed layup was part of a terrible shooting night for the Rams, who made just 33.9 percent from the floor (20 of 59). Even worse, they made just 1 of 21 from beyond the 3-point arc.

Green, in particular, was great on offense. He hit 8 of 15 from the floor, including four 3-pointers. He made 5 of 8 from the free-throw line, and he also dished out four assists.

Robert Brown scored 12 for the Hokies, and Cadarian Raines recorded his first career double-double, with 10 points and 12 rebounds.

As a team, the Hokies shot 45.6 percent from the floor and out-rebounded the Rams 42-37 after getting out-rebounded by East Tennessee State in the season opener.

### RHODE ISLAND (0-2, 0-0 A-10)

Player	MP	FG	FT	TR	PF	A	TO	Bk	Stl	TP
Nikola Malesevic, f	38	1-7	4-4	4	1	2	2	0	0	6
Ryan Brooks, f	14	1-1	0-0	3	0	0	1	0	0	2
Mike Powell, g	36	1-12	1-2	2	2	2	0	0	0	3
Xavier Munford, g	38	11-22	1-5	6	4	0	4	0	2	24
Andre Malone, g	26	2-6	3-3	2	4	0	1	0	1	7
Alwayne Bigby	10	2-3	0-0	5	3	0	0	0	0	4
Jordan Hare	11	2-3	0-2	0	1	0	0	1	0	4
T.J. Buchanan	4	0-1	0-0	1	0	0	0	1	0	0
Mike Aaman	23	0-4	0-0	7	3	0	2	0	0	0
TEAM				7						
Totals	200	20-59	9-16	37	18	4	10	2	3	50

### VIRGINIA TECH (2-0, 0-0 ACC)

Player	MP	FG	FT	TR	PF	A	TO	Bk	Stl	TP
Cadarian Raines, f	28	4-4	2-3	12	1	2	1	1	0	10
Jarell Eddie, f	35	4-11	0-0	8	1	3	2	2	0	9
C.J. Barksdale, f	12	1-3	0-0	1	0	1	0	0	0	17
Robert Brown, g	32	5-12	1-2	4	4	4	2	1	1	12
Erick Green, g	34	8-15	5-8	3	1	4	3	0	2	25
Joey van Zegeren	12	1-2	0-2	6	2	0	0	1	0	2
Marcus Patrick	6	0-2	2-2	0	0	0	0	0	0	2
Christian Beyer	1	0-0	0-0	1	0	0	0	0	0	0
Joey Racer	1	0-0	0-0	0	0	0	0	0	0	0
Will Johnston	11	1-1	0-0	1	3	0	0	0	1	3
Marshall Wood	28	2-7	0-0	3	3	0	1	4	1	4
TEAM				3						
Totals	200	26-57	10-17	42	15	14	9	9	5	69

**3-Pointers**.....VT 7 (Green 4, Brown, Eddie, Johnston)  
.....URI 1 (Munford)  
**Blocks**..... VT 9 (Wood 4, Eddie 2, Barksdale, Raines)  
.....URI 2 (Buchanan, Hare)  
**Steals**..... VT 5 (Green 2, Brown, Johnston, Wood)  
.....URI 3 (Munford 2, Malone)

**Officials**..... Kersey, Dorsey, Stephans  
**Technical**.....None  
**Attendance**.....6,270

Percentages:	FG%	3FG%	FT%	
Rhode Island	33.9	4.8	56.3	
Virginia Tech	45.6	33.3	58.8	
Rhode Island	24	26	—	50
Virginia Tech	36	33	—	69

# GAME 3

## VIRGINIA TECH 95, VMI 80

NOV. 15, 2012 • 7 P.M. • BLACKSBURG, VA.

Virginia Tech point guard Erick Green scored 23 points, including the 1,000th of his career, as the Hokies rolled past VMI 95-80.

Tech trailed in the early going, but a Green 3-pointer with 15:38 left in the first half sparked a 19-3 run in which five different players scored. A second Tech run late in the first half essentially put the game away. The Hokies led 35-21 at the media timeout with less than eight minutes left and then scored seven straight points out of the timeout to take a 42-21 bulge.

Tech led 46-30 at halftime and then opened the second half with a 12-2 run to build a 26-point lead. The Hokies, who are adapting to new coach James Johnson's fast-paced philosophies, would later lead by as many as 31. Only a 16-0 run by VMI late in the game against Tech's backups made the score respectable.

A Green jumper in that 12-2 run with 19:08 remaining in the game marked his 1,000th career point.

Green nailed 9 of 13 from the floor, including his lone 3-point attempt, and the Hokies, as a team, shot 52.9 percent. Four other players finished in double figures, with Jarell Eddie scoring 17, Cadarian Raines adding 14 and both Robert Brown and C.J. Barksdale each scoring 11.

Tech nailed 11 of 24 from beyond the 3-point arc, as Eddie and walk-on Will Johnston hit three 3-pointers and Brown and freshman Marshall Wood hit two each.

The Hokies' height and length bothered VMI the entire game, as Tech held the Keydets to just 35.5 percent from the floor in the first half and 40 percent for the game. The Keydets got a career-high 23 points from D.J. Covington.

### VMI (1-3, 0-0)

Player	MP	FG	FT	TR	PF	A	TO	Bk	Stl	TP
Stan Okoye, f	27	5-10	3-5	7	1	1	3	0	0	13
D.J. Covington, f	28	10-17	3-4	0	1	1	0	3	0	23
Nick Gore, f	20	1-5	1-1	2	1	1	1	0	0	3
Rodney Glasgow, g	32	5-11	0-0	3	3	4	4	0	2	13
Brian Brown, g	16	0-4	0-0	2	0	1	0	0	0	0
Gavin Stephenson	17	3-6	1-1	4	1	1	1	0	1	8
Joe Carr	8	0-0	0-0	2	3	0	0	0	1	0
Dorian Albritton	14	2-6	0-0	2	1	1	0	0	0	6
Phillip Anglade	13	1-2	4-4	3	1	0	0	2	0	6
Jarid Watson	3	1-1	0-0	2	1	0	0	1	0	2
Tim Marshall	22	2-11	0-0	1	1	2	1	0	1	6
TEAM				7						
Totals	200	30-73	12-15	33	13	15	10	6	5	80

### VIRGINIA TECH (3-0, 0-0 ACC)

Player	MP	FG	FT	TR	PF	A	TO	Bk	Stl	TP
Cadarian Raines, f	20	6-9	2-3	10	3	0	0	0	1	14
Jarell Eddie, f	28	6-11	2-2	8	2	3	4	1	2	17
C.J. Barksdale, f	25	4-8	3-4	6	1	1	0	0	0	11
Robert Brown, g	24	4-12	1-2	4	2	4	4	0	0	11
Erick Green, g	33	9-13	4-4	4	0	6	1	0	3	23
Joey van Zegeren	18	2-3	0-0	8	3	1	0	1	0	4
Marcus Patrick	11	0-2	0-0	1	1	1	2	0	1	0
Marquis Rankin	3	0-0	0-0	0	0	0	2	0	0	0
Greg Donlon	1	0-0	0-0	0	0	0	0	0	0	0
Christian Beyer	1	0-0	0-0	0	0	0	0	0	0	0
Joey Racer	3	0-0	0-0	0	0	0	0	0	0	0
Will Johnston	19	3-6	0-0	0	1	0	0	0	0	9
Marshall Wood	14	2-4	0-0	2	2	0	0	0	0	6
TEAM				1						
Totals	200	36-68	12-15	44	15	16	13	2	7	95

**3-Pointers**.....VT 11 (Eddie 3, Johnston 3, Brown 2, Wood 2, Green)  
.....VMI 8 (Glasgow 3, Albritton 2, Marshall 2, Stephenson)  
**Blocks**.....VT 2 (Eddie, van Zegeren)  
.....VMI 6 (Covington 3, Anglade 2, Watson)  
**Steals**.....VT 7 (Green 3, Eddie 2, Patrick, Raines)  
.....VMI 5 (Glasgow 2, Carr, Marshall, Stephenson)

**Officials**.....Eades, Testa, Covington, Jr.  
**Technical**.....None  
**Attendance**.....6883

Percentages:	FG%	3FG%	FT%	
VMI	41.1	21.6	80.0	
Virginia Tech	52.9	45.8	80.0	
VMI	30	50	—	80
Virginia Tech	46	49	—	95







# GAME 10

GA. SOUTHERN 78, VIRGINIA TECH 73

DEC. 15, 2012 • 2 P.M. • BLACKSBURG, VA.

**Erick Green** tied his career high with 28 points, but the Hokies' cold shooting cost them, as they fell to Georgia Southern 78-73.

Tech fell behind 8-0 from the start and never led. The Hokies shot just 29 percent in the first half and 39.7 percent for the game, and they trailed by as many as 16 points with less than eight minutes left.

Behind guard C.J. Reed, the Eagles went on a 12-0 run that spanned both halves and took a 42-27 lead. His 3-pointer with 36 seconds left in the first half started the run, and then he hit a 3-pointer and a layup with 18:10 left to cap the run.

The Hokies managed to cut the lead to 74-71 on a 3-pointer by **Jarell Eddie** with 54.3 seconds left, and a missed 3-pointer by Reed on the Eagles' next possession gave the Hokies a chance to tie.

But Green's 3-point attempt with 23 seconds to go was off the mark, and Tech fouled Cameron Baskerville with 19 seconds remaining. Baskerville nailed both free throws to give the Eagles a 76-71 lead, and after a Green layup cut the lead to 76-73 with 14 seconds left, Baskerville hit two more free throws with 13 seconds remaining to seal the game.

The Eagles did so in large part because of some outstanding 3-point shooting. They hit a season-high 11 3-pointers in 26 attempts, with Reed, freshman guard Cleon Roberts and junior Eric Ferguson combining for all of them. They also out-rebounded the Hokies 41-38.

But poor shooting probably hurt the Hokies more. Tech came into the game hitting 37.4 percent of its 3-point attempts. But the Hokies made just 6 of 27 from beyond the arc, with Eddie making just 3 of 13.

Eddie added 21 points for Tech, while **C.J. Barksdale** finished with 10 points and nine rebounds.

## GEORGIA SOUTHERN (4-5)

Player	MP	FG	FT	TR	PF	A	TO	Bk	Stl	TP
Eric Ferguson, f	33	4-8	4-6	10	3	2	4	0	0	14
Cameron Baskerville, f	21	3-6	6-6	5	2	1	2	1	1	12
Cleon Roberts, g	33	7-12	2-2	4	3	3	2	0	1	20
Tre Bussey, g	38	3-11	2-5	4	2	4	4	0	0	8
C.J. Reed, g	37	8-16	1-2	2	2	4	1	0	1	22
Marvin Baynham	10	0-0	2-4	2	2	0	0	0	0	2
Chris Daniels	12	0-4	0-0	3	2	1	3	0	0	0
Kameron Dunnican	16	0-0	0-2	5	1	0	1	2	0	0
TEAM				6						
Totals	200	25-27	17-27	41	17	15	17	3	3	78

## VIRGINIA TECH (8-2, 0-0 ACC)

Player	MP	FG	FT	TR	PF	A	TO	Bk	Stl	TP																																																																												
Cadarian Raines, f	12	0-1	0-0	3	2	0	0	0	0	0																																																																												
Jarell Eddie, f	34	6-19	6-7	8	4	0	2	1	0	21																																																																												
C.J. Barksdale, f	34	5-8	0-0	9	3	0	1	2	1	10																																																																												
Robert Brown, g	25	1-7	1-2	2	2	3	0	1	4	Erick Green, g	38	12-22	4-4	7	3	4	4	0	2	28	Joey van Zegeren	19	0-3	2-4	5	4	1	1	0	1	2	Marquis Rankin	21	2-5	0-0	2	1	0	0	0	0	5	Will Johnston	4	0-0	0-0	1	0	0	0	0	0	0	Marshall Wood	13	1-3	0-0	1	3	0	0	1	0	3	TEAM				1							Totals	200	27-68	13-17	38	23	7	13	4	5	73
Erick Green, g	38	12-22	4-4	7	3	4	4	0	2	28																																																																												
Joey van Zegeren	19	0-3	2-4	5	4	1	1	0	1	2																																																																												
Marquis Rankin	21	2-5	0-0	2	1	0	0	0	0	5																																																																												
Will Johnston	4	0-0	0-0	1	0	0	0	0	0	0																																																																												
Marshall Wood	13	1-3	0-0	1	3	0	0	1	0	3																																																																												
TEAM				1																																																																																		
Totals	200	27-68	13-17	38	23	7	13	4	5	73																																																																												

**3-Pointers**.....VT 6 (Eddie 3, Brown, Rankin, Wood)  
 .....GSU 11 (Reed 5, Roberts 4, Ferguson 2)  
**Blocks**.....VT 4 (Barksdale 2, Eddie, Wood)  
 .....GSU 3 (Dunnican 2, Baskerville)  
**Steals**.....VT 5 (Green 2, Barksdale, Brown, van Zegeren)  
 .....GSU 3 (Baskerville, Reed Roberts)

**Officials**.....Eades, Jones, Maxwell  
**Technical**.....None  
**Attendance**.....6,026

**Percentages:**  
 Georgia Southern FG%...43.9 3FG%...42.3 FT%...63.0  
 Virginia Tech FG%...39.7 3FG%...22.2 FT%...76.5

Georgia Southern 35 43 — 78  
 Virginia Tech 27 46 — 73

# GAME 11

VIRGINIA TECH 66, BRADLEY 65

DEC. 22, 2012 • 8 P.M. • LAS VEGAS, NEV.

Virginia Tech fought back from a 13-point first half deficit and defeated Bradley, 66-65, in overtime in the semifinal of the 2012 Continental Tire Las Vegas Classic in the Orleans Arena on Saturday night.

Tech, now 9-2 on the season, trailed the Braves, 35-25, at the intermission, but Tech roared back and took a 55-53 lead with 2:03 remaining in regulation on a lay-up by **Erick Green**. Walt Lemon, Jr., hit a lay-up with nine seconds remaining to tie the game at 55-55 for Bradley, now 8-3 overall. Green got a good look at a final shot, but missed and the game went into overtime.

In the extra session, the Hokies fell behind 65-60 with 49 seconds remaining, but Tech forced some turnovers and got the score to 65-64 with 26 seconds remaining on a lay-up and free throw by Green. Tech then forced another BU turnover and Green made yet another lay-up with 21 seconds to play and Tech held off several Bradley threats and sealed the win on a defensive rebound by **Robert Brown**.

Green led all scorers with career-highs of 31 points and eight rebounds. **Cadarian Raines** tied his career-high of 16 points and added nine rebounds and three blocked shots. **Jarell Eddie** scored 12 points in the win. Dyrisc Simms-Edwards led the Braves with 15 points and Tyshon Pickett and Jordan Prosser added 10 points each.

The Hokies outshot BU, 41.1 percent to 36.5 percent and out rebounded the Braves, 43-36. Tech held Bradley to just 25.9 percent from the field in the second half.

The Hokies, who played their first game without injured forward **Marshall Wood**, were bolstered by the play of sophomore walk-on **Christian Beyer**, who played a career-high 27 minutes and also recorded career-highs of three points, nine rebounds and two steals.

## BRADLEY (8-3)

Player	MP	FG	FT	TR	PF	A	TO	Bk	Stl	TP
Walt Lemon, Jr.	37	4-11	1-4	2	4	3	10	1	1	9
D. Simms-Edwards	42	4-11	5-7	7	0	2	2	1	2	15
Tyshon Pickett	26	4-10	2-3	8	5	1	1	0	3	10
Will Egolf	33	2-10	0-0	6	5	2	3	0	2	6
Jake Eastman	40	2-8	1-2	2	1	2	1	0	2	6
Milos Knezevic	1	0-0	0-0	1	1	0	0	0	0	0
Ka'Darryl Bell	1	0-0	0-0	0	0	0	0	0	0	0
Shayok Shayok	3	0-0	0-0	1	0	0	0	1	0	0
Jordan Prosser	21	4-5	2-2	5	2	1	0	0	1	10
Jalen Crawford	21	3-8	0-0	2	0	2	3	0	1	9
TEAM				2						
Totals	225	23-63	11-18	36	18	13	20	3	12	65

## VIRGINIA TECH (9-2, 0-0 ACC)

Player	MP	FG	FT	TR	PF	A	TO	Bk	Stl	TP
Robert Brown	31	1-6	0-0	2	2	4	4	0	1	2
Jarell Eddie	37	5-14	0-0	5	3	0	3	0	0	12
C.J. Barksdale	18	0-1	0-0	1	3	0	1	0	0	0
Erick Green	41	11-20	7-11	8	0	2	5	0	1	31
Cadarian Raines	34	6-11	4-6	9	2	2	5	3	0	16
Joey van Zegeren	13	0-1	2-4	5	2	0	2	0	1	2
Marquis Rankin	24	0-1	0-0	1	2	1	3	0	1	0
Christian Beyer	27	0-2	3-4	9	2	1	1	0	2	3
TEAM				3						
Totals	225	23-56	16-25	43	16	10	24	3	6	66

**3-Pointers**.....VT4 (Eddie 2, Green 2)  
 .....BU 8 (Crawford 3, Egolf 2, Simms-Edwards 2, Eastman)  
**Blocks**.....VT 3 (Raines)  
 .....BU 3 (Lemon, Jr., Shyok, Simms Edwards)  
**Steals**.....VT 6 (Beyer 2, Brown, Green, Rankin, van Zegeren)  
 .....BU 12 (Pickett 3, Eastman 2, Egolf 2, Simms-Edwards 2,  
 .....Crawford, Lemon, Jr., Prosser)

**Officials**.....Hartness, Stigliano, Owens  
**Technical**.....Pickett (BU), Eddie (VT)  
**Attendance**.....N/A

**Percentages:**  
 Bradley FG%...36.5 3FG%...34.8 FT%...61.1  
 Virginia Tech FG%...41.1 3FG%...25.0 FT%...64.0

Bradley 35 20 10 — 65  
 Virginia Tech 25 30 11 — 66

# GAME 12

COLORADO ST. 88, VIRGINIA TECH 52

DEC. 23, 2012 • 8:30 P.M. • LAS VEGAS, NEV.

Virginia Tech lost to Colorado State, 88-52, in the championship game of the Continental Tire Las Vegas Classic on Sunday night in the Orleans Arena. With the loss, Tech falls to 9-3 overall, while the Rams improve to 10-2 on the season.

The Hokies were able to keep the game close through most of the first half and **Erick Green** hit a three-pointer at the buzzer to cut the CSU lead to 33-27. But the Rams opened the second half on a 21-4 run and never trailed after the intermission.

Green, who the night before had taken over the NCAA Division I lead in points per game, led the Hokies with 26 points. **Jarell Eddie** was the only other Virginia Tech player in double-figures with 10 points.

Green was named to all-tournament team. He scored a tournament-high 57 points. With his 26 points, he ties the school-record for most consecutive games scoring 20-or-more points at 12 games. Bob Ayersman is the only other Hokie to achieve that feat, which he did in the 1958-59 season. Both Green and Ayersman opened their respective seasons with their streaks.

The Rams out rebounded the Hokies, 45-32, and forced Tech into 15 turnovers in the contest. CSU also outshot Tech, 47.6 percent to 35.8 percent and also made 11 of 24 shots from three-point range. CSU scored 26 points in the paint and 21 points off of Virginia Tech turnovers.

## COLORADO STATE (10-2)

Player	MP	FG	FT	TR	PF	A	TO	Bk	Stl	TP
Greg Smith	29	6-11	3-8	8	2	3	2	1	2	17
Dorian Green	32	6-10	1-2	3	0	6	0	0	2	18
Wes Eikmeier	27	2-10	0-0	1	3	6	1	0	1	5
Colton Iverson	29	5-9	5-7	7	0	1	0	0	0	15
Pierce Hornung	27	6-7	5-6	10	2	4	3	1	0	18
Jonathan Octeus	16	0-6	0-0	5	2	2	0	0	1	0
Dan Bejarano	25	2-4	1-2	6	2	0	0	0	0	6
Gerson Santo	6	1-1	0-0	0	3	0	0	0	0	2
Joe De Ciman	4	1-2	2-2	1	1	0	0	0	1	5
Jordan Mason	5	1-3	0-0	1	0	0	0	0	0	2
TEAM				3						
Totals	200	30-63	17-27	45	15	22	6	2	7	88

## VIRGINIA TECH (9-3, 0-0 ACC)

Player	MP	FG	FT	TR	PF	A	TO	Bk	Stl	TP																																																																											
Robert Brown	21	0-8	0-2	3	4	0	3	0	0	0																																																																											
Jarell Eddie	25	4-10	0-0	5	1	0	2	1	0	10																																																																											
C.J. Barksdale	20	2-4	0-2	5	2	0	0	0	0	4																																																																											
Erick Green	36	10-21	4-5	5	1	3	5	0	1	26																																																																											
Cadarian Raines	21	1-2	0-0	4	4	0	3	1	0	2																																																																											
Joey van Zegeren	14	0-0	2-3	2	3	0	0	2	0	2																																																																											
Marquis Rankin	23	1-4	0-0	5	1	0	0	0	3	Joey Racer	3	0-0	1-2	1	1	0	0	0	1	Marcus Patrick	1	0-1	0-0	0	0	0	0	0	0	0	Will Johnston	10	1-1	1-2	1	0	0	0	0	0	4	Christian Beyer	25	0-2	0-0	4	0	2	0	0	0	0	Greg Donlon	1	0-0	0-0	0	0	0	0	0	0	0	TEAM				2							Totals	200	19-53	8-16	32	21	4	15	4	1	52
Joey Racer	3	0-0	1-2	1	1	0	0	0	1																																																																												
Marcus Patrick	1	0-1	0-0	0	0	0	0	0	0	0																																																																											
Will Johnston	10	1-1	1-2	1	0	0	0	0	0	4																																																																											
Christian Beyer	25	0-2	0-0	4	0	2	0	0	0	0																																																																											
Greg Donlon	1	0-0	0-0	0	0	0	0	0	0	0																																																																											
TEAM				2																																																																																	
Totals	200	19-53	8-16	32	21	4	15	4	1	52																																																																											

**3-Pointers**.....VT 6 (Eddie 2, Green 2, Johnston, Rankin)  
 CSU 11 (Green 5, Smith 2, Bejarano, De Ciman, Eikmeier, Hornung)  
**Blocks**.....VT 4 (van Zegeren 2, Eddie, Raines)  
 .....CSU 2 (Hornung, Smith)  
**Steals**.....VT 1 (Green)  
 .....CSU 7 (Green 2, Smith 2, De Ciman, Eikmeier, Octeus)

**Officials**.....Stigliano, Owens, Russell  
**Technical**.....None  
**Attendance**.....N/A

**Percentages:**  
 Colorado State FG%...47.6 3FG%...45.8 FT%...63.0  
 Virginia Tech FG%...35.8 3FG%...28.6 FT%...50.0

Colorado State 33 55 — 88  
 Virginia Tech 27 25 — 52



# GAME 13

**BYU 97, VIRGINIA TECH 71**

**DEC. 29, 2012 • 2 P.M. • SALT LAKE CITY, UTAH**

Virginia Tech completed the non-conference portion of its 2012-13 schedule with a 97-71 loss to BYU in Energy Solutions Arena in Salt Lake City on Saturday afternoon. With the loss, the Hokies fall to 9-4 overall, while the Cougars improve to 10-4 on the season.

Tech never led in the game and trailed 56-31 at the intermission. The Hokies were able to play the Cougars fairly even in the second half, but were never able to make too much of a run to cut into BYU's lead.

**Jarell Eddie** led three Hokies in double figures with 17 points, to go along with his seven rebounds. **Robert Brown** added 13 points and **Erick Green**, the nation's leading scorer, was held to just 12 points, although he did hand out six assists. **Christian Beyer** came off the bench to record career-highs with nine points, 11 rebounds and two assists.

Tyler Haws led all scorers with 42 points and Brandon Davies added 17 points for the Cougars. Josh Sharp had 10 points for BYU.

The Cougars led most major categories in the contest. They out rebounded Tech, 48-39, and held Tech to just 38.1 percent from the field, including 2-20 from three-point range. BYU shot 46.5 percent from the floor, including seven of 19 from three-point range.

## VIRGINIA TECH (9-3, 0-0 ACC)

Player	MP	FG	FT	TR	PF	A	TO	Bk	Stl	TP
Robert Brown	28	5-12	3-4	5	3	1	2	0	1	13
Jarell Eddie	30	5-12	6-6	7	2	2	2	2	0	17
C.J. Barksdale	8	1-1	0-0	0	1	0	1	1	0	2
Erick Green	31	4-17	4-6	1	0	6	2	0	1	12
Cadarian Raines	22	0-2	0-6	5	4	0	1	0	1	0
Joey van Zegeren	18	3-4	1-4	4	4	0	3	1	2	7
Marquis Rankin	14	0-2	2-2	0	2	0	0	0	0	2
Joey Racer	6	1-1	0-0	0	0	0	0	0	0	2
Marcus Patrick	2	0-1	0-2	1	1	0	0	0	0	0
Will Johnston	16	1-5	3-4	1	0	0	1	0	1	6
Christian Beyer	23	4-6	1-2	11	2	2	3	0	0	9
Greg Donlon	2	0-0	1-2	0	0	0	0	0	0	1
TEAM				4						
Totals	200	24-63	21-38	39	19	11	15	4	6	71

## BYU (9-4)

Player	MP	FG	FT	TR	PF	A	TO	Bk	Stl	TP
Brandon Davies	25	5-7	7-9	4	2	4	3	0	1	17
Brock Zylstra	17	1-5	0-0	4	1	4	1	0	0	2
Matt Carlino	20	3-7	3-4	4	3	2	2	0	1	9
Josh Sharp	24	3-5	4-5	3	2	1	0	0	0	10
Tyler Haws	35	14-25	8-9	3	2	1	1	0	2	42
Agustin Ambrosino	5	0-2	0-0	1	1	0	1	0	0	0
Ian Harward	8	1-4	0-0	5	1	0	3	0	0	2
Craig Cusick	12	0-2	0-0	2	1	3	1	0	0	0
Cory Calvert	16	1-2	2-2	3	2	2	2	0	1	4
Raul Delgado	17	2-4	0-0	3	3	0	1	0	1	5
Nate Austin	17	3-7	0-0	8	5	0	1	0	0	6
Anson Winder	4	0-1	0-0	1	2	1	1	0	0	0
TEAM				7						
Totals	200	33-71	24-29	48	25	18	17	0	6	97

3-Pointers.....VT 2 (Eddie, Johnston)  
 .....BYU 7 (Haws 6, Delgado)  
 Blocks.....VT 4 (Eddie 2, Barksdale, van Zegeren)  
 .....BYU 0  
 Steals.....VT 6 (van Zegeren 2, Brown, Green, Johnston, Raines)  
 .....BYU 6 (Haws 2, Calvert, Carlino, Davies, Delgado, )  
 Officials .....Nunez, Casas, Shields  
 Technicals .....VT (team)  
 Attendance.....15, 684

Percentages:	FG%	3FG%	FT%
Virginia Tech	38.1	10.0	55.3
BYU	46.5	36.8	
Virginia Tech	31	40	71
BYU	56	41	97

# GAME 14

**MARYLAND 94, VIRGINIA TECH 71**

**JAN. 5, 2013 • NOON • COLLEGE PARK, MD.**

The Virginia Tech men's basketball team fell to the Maryland Terrapins, 94-71 Saturday afternoon at Comcast Center on the Maryland campus. The game opened conference play for both teams.

Maryland made two quick baskets to start the game, getting out to a 5-0 lead early on. Tech answered but the Terps kept at least about a 10-point difference for much of the opening half.

Two free throws from **Erick Green** midway through the half made it a two-possession game at 26-20, and the Hokies continued to battle back from there. A three from **Robert Brown** and a jumper from Green cut Maryland's lead to just three points at 34-31.

The Terps called a timeout after the made basket and the regrouping helped. They responded with a quick bucket and turned it into an 11-0 run with three straight threes, two coming from Jake Layman.

That was the last time the Hokies would see a single-digit deficit, heading into the half down 53-37.

Though Layman cooled off in the second half, making all four of his threes in the first, he had 18 points at the break, but finished the day with just 20. Seth Allen, who came off the bench, stepped up for the Terps as he led the team with 21 points, 14 of which came in the second half.

Green, the ACC's leading scorer, returned to his high-scoring ways in the game as he led the Hokies with 28 points. Brown added 11 points and **Joey van Zegeren**, who logged his first career start, matched his career high with 10 points. Brown added 11 points for Tech.

**Cadarian Raines** set a new career and conference best on the glass, finishing the game with 13 rebounds. **Christian Beyer** also gave the Hokies great production off the bench, scoring six points and grabbing seven rebounds in just 15 minutes of action. Tech was able to do a good job on the offense glass, recording an 18-13 advantage, while being out rebounded overall by the much taller Terps just 41-38.

## VIRGINIA TECH (11-3, 0-0 ACC)

Player	MP	FG	FT	TR	PF	A	TO	Bk	Stl	TP
Joey van Zegeren, f	26	3-4	0-0	5	4	0	2	0	0	10
Cadarian Raines, f	25	4-7	0-3	13	4	0	2	1	0	8
Jarell Eddie, f	30	2-12	1-1	2	1	1	0	0	0	5
Robert Brown, g	33	4-15	2-4	2	3	1	4	0	0	11
Erick Green, g	37	8-18	10-11	3	2	2	2	0	2	28
Marquis Rankin	24	1-5	0-0	3	3	3	1	0	3	3
Christian Beyer	15	3-5	0-0	7	2	0	0	0	0	6
Will Johnston	10	0-1	0-0	0	0	0	0	0	0	0
TEAM				3						
Totals	200	25-67	17-24	38	19	7	11	1	5	71

## MARYLAND (13-1, 1-0 ACC)

Player	MP	FG	FT	TR	PF	A	TO	Bk	Stl	TP
Charles Mitchell, f	17	4-6	0-0	5	3	0	2	0	0	8
Jake Layman, f	29	6-12	4-4	8	1	3	0	2	0	20
Alex Len, c	24	6-12	4-6	9	2	2	1	1	0	16
Pe'Shon Howard, g	30	0-5	6-6	2	3	6	3	0	1	6
Dez Wells, g	21	3-5	5-6	4	5	4	3	0	0	12
Logan Aronhalt	16	2-3	1-2	3	0	2	0	1	0	7
Seth Allen	30	8-12	2-2	4	1	1	2	0	1	21
Nick Faust	5	0-1	0-0	1	1	0	0	0	0	0
James Padgett	13	0-1	0-2	1	1	0	0	0	0	0
Shaquille Cleare	15	2-3	0-0	3	0	0	0	0	0	4
TEAM				1						
Totals	200	31-60	22-28	41	17	18	11	4	2	94

3-Pointers.....VT 4 (Green 2, Brown, Rankin)  
 .....MD 10 (Layman 4, Allen 3, Aronhalt 2, Wells)  
 Blocks.....VT 1 (Raines)  
 .....MD 4 (Layman 2, Aronhalt, Len)  
 Steals.....VT 5 (Rankin 3, Green 2)  
 .....MD 2 (Allen, Howard)

Officials:	Technicals:	Attendance:
Kersey, Natili, Kelly	None	17, 950
Percentages:		
Virginia Tech	FG%...37.3	3FG%...21.1
Maryland	FG%...51.7	3FG%...43.5
Virginia Tech	37	34
Maryland	53	41

# GAME 15

**BOSTON COLLEGE 86, VIRGINIA TECH 75**

**JAN. 9, 2013 • 7 P.M. • BLACKSBURG, VA.**

Virginia Tech's **Erick Green** scored 24 points and dished out nine assists, but too many turnovers proved costly, as the Hokies fell to Boston College 86-75 in an ACC game played Wednesday night at Cassell Coliseum. Tech shot 51.8 percent from the floor and out-rebounded the Eagles 34-33. But the Hokies turned the ball over 17 times and that led to 29 BC points.

BC trailed 26-22 after Tech's **Will Johnston** hit a 3-pointer with 3:57 left in the first half. But the Eagles closed the half with a 10-0 lead, taking a 32-26 bulge at halftime on Dennis Clifford's dunk with four seconds remaining.

The Eagles then opened the second half with a 10-4 run, hitting their first four shots from the floor. An Olivier Hanlan 3-pointer with 17:18 remaining gave them a 42-30 lead and forced Tech coach James Johnson to call a timeout.

The Hokies battled to within three points, 61-58, on a basket by **C.J. Barksdale** with 7:02 remaining, but got no closer than five points the rest of the way.

BC got a dominant second half from forward Ryan Anderson, who scored 16 of his game-high 26 points in the final 20 minutes. The sophomore made 11 of 17 from the floor for the game, and he finished with nine rebounds. Lonnie Jackson added 22 points, hitting five 3-pointers.

The Eagles shot 48.3 percent from the floor and hit eight 3-pointers. They also dished out 17 assists and only turned the ball over five times.

Green paced the Hokies with 24 points, hitting 10 of 19 from the floor, including 3 of 4 from beyond the 3-point arc. He has now scored at least 20 points in 14 of 15 games this season. **Jarell Eddie** added 21 points.

## BOSTON COLLEGE (9-6, 1-1 ACC)

Player	MP	FG	FT	TR	PF	A	TO	Bk	Stl	TP
Ryan Anderson, f	35	11-17	4-8	9	0	2	0	1	0	26
Lonnie Jackson, g	40	5-8	7-12	7	3	2	1	0	2	22
Olivier Hanlan, g	38	5-15	5-9	8	2	4	2	0	5	17
Joe Rahon, g	37	4-8	0-0	2	6	1	0	2	0	9
Patrick Heckmann, g	21	1-6	1-2	3	5	3	0	1	0	3
Eddie Odio	3	0-0	0-0	0	0	0	0	1	0	0
Drew Jacobs	0+	0-0	0-0	0	0	0	0	0	0	0
Andrew Van Nest	2	0-1	0-0	0	1	0	0	0	0	0
Dennis Clifford	24	3-5	3-4	5	1	0	1	0	0	9
Danny Rubin	0+	0-0	0-0	0	0	0	0	0	0	0
TEAM				1						
Totals	200	29-60	20-35	33	14	17	5	3	9	86

## VIRGINIA TECH (9-6, 0-2 ACC)

Player	MP	FG	FT	TR	PF	A	TO	Bk	Stl	TP
Cadarian Raines, f	17	1-3	0-0	3	1	0	2	1	0	2
Jarell Eddie, f	35	8-17	2-8	6	4	1	5	0	0	21
C.J. Barksdale, f	16	2-5	0-0	4	5	0	2	0	0	6
Marquis Rankin, g	30	1-3	1-1	2	4	1	2	0	0	4
Erick Green, g	39	10-19	3-4	3	4	9	3	0	0	24
Joey van Zegeren	24	3-4	0-0	4	3	0	3	0	0	7
Christian Beyer	22	2-2	0-0	8	1	2	0	0	0	6
Will Johnston	17	2-3	1-1	0	4	1	0	0	0	5
TEAM				4						
Totals	200	29-56	10-15	34	26	14	17	1	0	75

3-Pointers.....VT 7 (Green 3, Eddie 2, Johnston, Rankin)  
 .....BC 8 (Jackson 5, Hanlan 2, Rahon)  
 Blocks.....VT 1 (Raines)  
 .....BC 3 (Anderson, Heckmann, Odio)  
 Steals.....VT 0  
 .....BC 9 (Hanlan 5, Jackson 2, Rahon 2)  
 Officials .....Eades, Dorsey, Ayers  
 Technicals .....None  
 Attendance.....6,054

Percentages:	FG%	3FG%	FT%
Boston College	48.3	36.4	57.1
Virginia Tech	51.8	50.0	66.7
Boston College	32	54	86
Virginia Tech	26	49	75

# GAME 16

**VIRGINIA TECH 70, GEORGIA TECH 65**

**JAN. 12, 2013 • 2:30 P.M. • ATLANTA, GA.**

The Virginia Tech Hokies fought back from an 11-point deficit with 13 minutes to play in regulation and defeated Georgia Tech, 70-65, in McCamish Pavilion on Saturday afternoon. With the win, the Hokies are now 10-6 overall and 1-2 in the ACC and the Yellow Jackets fall to 10-5 overall and are 0-3 in conference action.

The Hokies kept the game close throughout and trailed 25-22 at the intermission. Georgia Tech stretched the lead to 43-32 with 13:52 remaining in regulation. Then, the Hokies started getting stops defensively and cut the lead to 53-50 on a three-point field goal from **Erick Green** with 6:51 remaining in the second half. The Hokies' defense held the Yellow Jackets without a field goal for the last 3:44 of the second half. **Cadarian Raines** had a bucket with 1:05 remaining and Green tied the game with 24 seconds left in regulation. Georgia Tech got off one last shot, the attempt missed and **Jarell Eddie** grabbed the rebound to send the game into overtime.

In the extra session, the Hokies scored the first seven points and never trailed in overtime. Eddie and Green iced the game with four free throws in the final 10 seconds of the overtime.

Green, the nation's leading scorer, led all scorers with 28 points, 20 points coming after halftime. **C.J. Barksdale** recorded his first career double-double with 11 points and 10 rebounds and **Robert Brown**, who missed Wednesday's game with Boston College, came off the bench to score 10 points for the Hokies. Robert Carter Jr., led the Yellow Jackets with 12 points. Barksdale's 10 rebounds is a new career-high for the sophomore.

The Hokies out rebounded the taller Yellow Jackets, 43-32, and also outscored GT in the paint, 36-28. Virginia Tech held Georgia Tech to 36.1 percent from the field. Virginia Tech made 19 of their 24 free throw attempts, including 11 of 14 after halftime.

## VIRGINIA TECH (10-6, 1-2 ACC)

Player	MP	FG	FT	TR	PF	A	TO	Blk	Stl	TP
Joey van Zegeren, f	15	2-4	0-0	1	1	0	0	1	0	4
Jarell Eddie, f	30	3-9	2-2	7	2	1	2	1	0	9
C.J. Barksdale, f	33	4-5	3-5	10	4	0	1	1	0	11
Marquis Rankin, g	24	0-1	0-0	3	3	2	1	0	2	0
Erick Green, g	42	9-16	8-11	5	0	1	4	0	2	28
Robert Brown	32	2-11	6-6	3	2	3	2	0	0	10
Cadarian Raines	30	4-8	0-0	6	3	2	1	1	0	8
Christian Beyer	13	0-2	0-0	2	1	0	1	0	0	0
Will Johnston	6	0-2	0-0	1	0	0	0	0	0	0
TEAM				5						
Totals	225	24-58	19-24	43	16	9	12	4	4	70

## GEORGIA TECH (10-5, 0-3 ACC)

Player	MP	FG	FT	TR	PF	A	TO	Blk	Stl	TP
Marcus Georges-Hunt, f20	5-11	1-3	3	5	0	2	0	1	1	11
Robert Carter, Jr., f	33	2-12	6-8	5	0	0	0	2	1	12
Daniel Miller, c	36	2-6	2-4	11	1	1	2	4	1	6
Mfon Udofia, g	38	4-9	1-3	2	4	3	1	0	1	11
Brandon Reed, g	30	1-6	0-0	1	3	2	2	0	0	3
Chris Bolden	24	3-7	2-2	2	1	4	1	0	0	10
Stacey Poole, Jr.	16	2-4	1-1	3	3	1	0	0	1	5
Kammeeon Holsey	21	2-5	0-0	3	2	2	0	0	1	4
Solomon Poole	7	1-1	0-0	0	0	0	1	0	0	3
TEAM				3						
Totals	225	22-61	13-21	32	19	13	9	6	6	65

**3-Pointers**.....VT 3(Green 2, Eddie)

.....GT 8 (Bolden 2, Carter, Jr. 2, Udofia 2, Poole, Reed)

**Blocks**..... VT 4 (Barksdale, Eddie, Raines, van Zegeren)

.....GT 6 (Miller 4, Carter, Jr. 2)

**Steals**.....VT 4 (Green 2, Rankin 2)

GT 6 (Carter, Jr., Georges-Hunt, Holsey, Miller, Poole, Jr., Udofia)

**Officials**.....Hess, Clinton, Styons

**Technicals**.....None

**Attendance**.....7,675

**Percentages:**

Virginia Tech FG%...41.4 3FG%...18.8 FT%...79.2

Georgia Tech FG%...36.1 3FG%...33.3 FT%...61.9

Virginia Tech 22 33 15 — 63

Georgia Tech 25 30 10 — 59

# GAME 17

**VIRGINIA TECH vs. WAKE FOREST**

**JAN. 19, 2013 • 2 P.M. • BLACKSBURG, VA.**

# GAME 18

**VIRGINIA TECH vs. VIRGINIA**

**JAN. 24, 2013 • 8 P.M. • BLACKSBURG, VA.**

**THE STAT CREW SYSTEM**  
**Virginia Tech Combined Team Statistics (as of Jan 12, 2013)**  
**All games**

<b>RECORD:</b>	<b>OVERALL</b>	<b>HOME</b>	<b>AWAY</b>	<b>NEUTRAL</b>
ALL GAMES	10-6	7-2	2-2	1-2
CONFERENCE	1-2	0-1	1-1	0-0
NON-CONFERENCE	9-4	7-1	1-1	1-2

#	Player	gp-gs	min	avg	Total		3-Point		F-Throw		Rebounds					pf	dq	a	to	blk	stl	pts	avg
					fg-fga	fg%	3fg-fga	3fg%	ft-fga	ft%	off	def	tot	avg									
11	Erick Green	16-16	574	35.9	129-260	.496	26-72	.361	113-135	.837	6	63	69	4.3	22	0	72	41	1	25	397	24.8	
31	Jarell Eddie	16-16	504	31.5	76-182	.418	31-87	.356	45-51	.882	20	84	104	6.5	35	0	24	39	15	8	228	14.3	
01	Robert Brown	15-14	443	29.5	57-161	.354	15-59	.254	30-45	.667	7	37	44	2.9	37	0	38	36	6	9	159	10.6	
04	Cadarian Raines	16-15	377	23.6	43-91	.473	0-0	.000	22-43	.512	48	56	104	6.5	48	1	8	25	15	5	108	6.8	
33	Marshall Wood	10-0	183	18.3	15-49	.306	5-28	.179	23-32	.719	12	33	45	4.5	24	0	6	9	7	2	58	5.8	
42	C.J. Barksdale	15-15	319	21.3	34-62	.548	0-0	.000	16-22	.727	23	48	71	4.7	34	1	9	12	11	4	84	5.6	
02	Joey van Zegeren	16-2	255	15.9	27-45	.600	0-0	.000	19-37	.514	23	32	55	3.4	38	0	2	17	13	6	73	4.6	
25	Will Johnston	14-0	140	10.0	13-29	.448	12-27	.444	4-7	.571	1	4	5	0.4	12	0	4	2	0	3	42	3.0	
10	Marquis Rankin	14-2	263	18.8	11-36	.306	6-20	.300	6-9	.667	4	13	17	1.2	30	1	15	14	1	8	34	2.4	
22	Christian Beyer	11-0	139	12.6	9-23	.391	0-5	.000	8-10	.800	17	31	48	4.4	8	0	5	8	1	2	26	2.4	
24	Joey Racer	6-0	15	2.5	2-3	.667	1-2	.500	1-2	.500	1	0	1	0.2	2	0	0	0	0	0	6	1.0	
05	Marcus Patrick	6-0	33	5.5	0-9	.000	0-4	.000	2-4	.500	0	4	4	0.7	6	0	2	5	0	1	2	0.3	
14	Greg Donlon	4-0	5	1.3	0-0	.000	0-0	.000	1-2	.500	0	1	1	0.3	0	0	0	0	0	0	1	0.3	
Team											25	31	56										
Total.....		16	3250		416-950	.438	96-304	.316	290-399	.727	187	437	624	39.0	296	3	185	208	70	73	1218	76.1	
Opponents.....		16	3250		428-1032	.415	116-390	.297	223-344	.648	220	393	613	38.3	303	-	219	184	52	82	1195	74.7	

<b>TEAM STATISTICS</b>	<b>VT</b>	<b>OPP</b>	<b>Date</b>	<b>Opponent</b>	<b>Score</b>	<b>Att.</b>
SCORING	1218	1195	11/10/12	EAST TENNESSEE STATE	w 80-62	6632
Points per game	76.1	74.7	11/12/12	RHODE ISLAND	w 69-50	6270
Scoring margin	+1.4	-	11/15/12	VMI	w 95-80	6883
FIELD GOALS-ATT	416-950	428-1032	11/19/12	at UNCG	w 96-87	3082
Field goal pct	.438	.415	11/23/12	APPALACHIAN STATE	w 87-76	7094
3 POINT FG-ATT	96-304	116-390	11/27/12	IOWA	w 95-79	5647
3-point FG pct	.316	.297	12/01/12	OKLAHOMA STATE	w 81-71	7552
3-pt FG made per game	6.0	7.3	12/8/12	at West Virginia	L 67-68	11631
FREE THROWS-ATT	290-399	223-344	12/10/12	MISSISSIPPI VALLEY STATE	w 70-49	4926
Free throw pct	.727	.648	12/15/12	GEORGIA SOUTHERN	L 73-78	6026
F-Throws made per game	18.1	13.9	12/22/12	vs Bradley	Wot 66-65	0
REBOUNDS	624	613	12/23/12	vs Colorado State	L 52-88	0
Rebounds per game	39.0	38.3	12/29/12	vs BYU	L 71-97	15684
Rebounding margin	+0.7	-	* 01/05/13	at Maryland	L 71-94	17950
ASSISTS	185	219	* 01/09/13	BOSTON COLLEGE	L 75-86	6054
Assists per game	11.6	13.7	* 1/12/13	at Georgia Tech	Wot 70-65	7675
TURNOVERS	208	184				
Turnovers per game	13.0	11.5				
Turnover margin	-1.5	-				
Assist/turnover ratio	0.9	1.2				
STEALS	73	82				
Steals per game	4.6	5.1				
BLOCKS	70	52				
Blocks per game	4.4	3.3				
ATTENDANCE	57084	56022				
Home games-Avg/Game	9-6343	4-10084				
Neutral site-Avg/Game	-	3-5228				

<b>Score by Periods</b>	<b>1st</b>	<b>2nd</b>	<b>OT</b>	<b>Totals</b>
Virginia Tech	538	654	26	1218
Opponents	558	617	20	1195

\* - Conference game

**THE STAT CREW SYSTEM**  
**Virginia Tech Combined Team Statistics (as of Jan 12, 2013)**  
**Conference games**

<b>RECORD:</b>	<b>OVERALL</b>	<b>HOME</b>	<b>AWAY</b>	<b>NEUTRAL</b>
ALL GAMES	1-2	0-1	1-1	0-0
CONFERENCE	1-2	0-1	1-1	0-0
NON-CONFERENCE	0-0	0-0	0-0	0-0

##	Player	gp-gs	min	avg	Total		3-Point		F-Throw		Rebounds				pf	dq	a	to	blk	stl	pts	avg
					fg-fga	fg%	3fg-fga	3fg%	ft-fga	ft%	off	def	tot	avg								
11	Erick Green	3-3	118	39.3	27-53	.509	7-13	.538	19-25	.760	1	10	11	3.7	6	0	12	9	0	4	80	26.7
31	Jarell Eddie	3-3	95	31.7	13-38	.342	3-19	.158	6-6	1.000	2	13	15	5.0	7	0	3	7	1	0	35	11.7
01	Robert Brown	2-1	65	32.5	6-26	.231	1-8	.125	8-10	.800	1	4	5	2.5	5	0	4	6	0	0	21	10.5
42	C.J. Barksdale	2-2	49	24.5	6-10	.600	0-0	.000	5-7	.714	4	10	14	7.0	9	1	0	3	1	0	17	8.5
02	Joey van Zegeren	3-2	65	21.7	8-12	.667	0-0	.000	5-7	.714	5	5	10	3.3	8	0	0	5	1	0	21	7.0
04	Cadarian Raines	3-2	72	24.0	9-18	.500	0-0	.000	0-3	.000	10	12	22	7.3	8	0	2	5	3	0	18	6.0
22	Christian Beyer	3-0	50	16.7	5-9	.556	0-1	.000	2-2	1.000	6	11	17	5.7	4	0	2	1	0	0	12	4.0
10	Marquis Rankin	3-2	78	26.0	2-9	.222	2-4	.500	1-2	.500	2	6	8	2.7	10	0	6	4	0	5	7	2.3
25	Will Johnston	3-0	33	11.0	2-6	.333	1-4	.250	0-1	.000	0	1	1	0.3	4	0	1	0	0	0	5	1.7
Team											6	6	12									
Total.....		3	625		78-181	.431	14-49	.286	46-63	.730	37	78	115	38.3	61	1	30	40	6	9	216	72.0
Opponents.....		3	625		82-181	.453	26-69	.377	55-84	.655	32	74	106	35.3	50	-	48	25	13	17	245	81.7

**TEAM STATISTICS**

	<b>VT</b>	<b>OPP</b>
SCORING	216	245
Points per game	72.0	81.7
Scoring margin	-9.7	-
FIELD GOALS-ATT	78-181	82-181
Field goal pct	.431	.453
3 POINT FG-ATT	14-49	26-69
3-point FG pct	.286	.377
3-pt FG made per game	4.7	8.7
FREE THROWS-ATT	46-63	55-84
Free throw pct	.730	.655
F-Throws made per game	15.3	18.3
REBOUNDS	115	106
Rebounds per game	38.3	35.3
Rebounding margin	+3.0	-
ASSISTS	30	48
Assists per game	10.0	16.0
TURNOVERS	40	25
Turnovers per game	13.3	8.3
Turnover margin	-5.0	-
Assist/turnover ratio	0.8	1.9
STEALS	9	17
Steals per game	3.0	5.7
BLOCKS	6	13
Blocks per game	2.0	4.3
ATTENDANCE	6054	25625
Home games-Avg/Game	1-6054	2-12812
Neutral site-Avg/Game	-	0-0

<b>Date</b>	<b>Opponent</b>	<b>Score</b>	<b>Att.</b>
* 01/05/13	at Maryland	L 71-94	17950
* 01/09/13	BOSTON COLLEGE	L 75-86	6054
1/12/13	at Georgia Tech	Wot 70-65	7675

\* - Conference game

<b>Score by Periods</b>	<b>1st</b>	<b>2nd</b>	<b>OT</b>	<b>Totals</b>
Virginia Tech	85	116	15	216
Opponents	110	125	10	245



**THE STAT CREW SYSTEM**  
**Virginia Tech Team Game-by-Game Comparison (as of Jan 12, 2013)**  
**All games**

Opponent	1st	2nd	Score	Mar	Total FG	FG Pct	3-Pointers	3FG Pct	Free Throws	FT Pct	Rebounds	Assist	T/Over	Block	Steal	Fouls
EAST TENNESSEE STATE	43/28	37/34	80-62	+18	27-58/24-62	.466/.387	10-25/3-16	.400/.188	16-24/11-25	.667/.440	37/39 (2)	19/12	10/12	1/1	5/5	20/18
RHODE ISLAND	36/24	33/26	69-50	+19	26-57/20-59	.456/.339	7-21/1-21	.333/.048	10-17/9-16	.588/.563	42/37 +5	14/4	9/10	9/2	5/3	15/18
VMI	46/30	49/50	95-80	+15	36-68/30-73	.529/.411	11-24/8-37	.458/.216	12-15/12-15	.800/.800	44/33 +11	16/15	13/10	2/6	7/5	15/13
UNCG	45/41	51/46	96-87	+9	24-53/32-75	.453/.427	14-22/11-35	.636/.314	34-42/12-17	.810/.706	41/38 +3	13/16	14/9	8/0	4/5	15/25
APPALACHIAN STATE	41/38	46/38	87-76	+11	26-52/28-60	.500/.467	5-18/8-22	.278/.364	30-39/12-21	.769/.571	27/35 (8)	16/6	13/19	3/2	7/5	19/26
IOWA	46/38	49/41	95-79	+16	32-61/31-64	.525/.484	4-15/4-22	.267/.182	27-30/13-18	.900/.722	36/30 +6	12/16	9/10	3/5	6/2	20/23
OKLAHOMA STATE	32/36	49/35	81-71	+10	24-55/28-66	.436/.424	6-16/4-23	.375/.174	27-33/11-15	.818/.733	41/31 +10	8/13	12/8	6/5	5/5	16/23
West Virginia	24/30	43/38	67-68	(1)	27-65/24-68	.415/.353	5-18/10-24	.278/.417	8-10/10-18	.800/.556	38/49 (11)	15/15	6/7	8/5	3/2	17/12
MISSISSIPPI VALLEY STATE	30/24	40/25	70-49	+21	23-60/18-70	.383/.257	2-12/4-29	.167/.138	22-30/9-14	.733/.643	51/45 +6	10/6	15/14	9/5	4/5	19/20
GEORGIA SOUTHERN	27/35	46/43	73-78	(5)	27-68/25-57	.397/.439	6-27/11-26	.222/.423	13-17/17-27	.765/.630	38/41 (3)	7/15	13/17	4/3	5/3	23/17
Bradley	25/35	30/20	66-65	+1	23-56/23-63	.411/.365	4-16/8-23	.250/.348	16-25/11-18	.640/.611	43/36 +7	10/13	24/20	3/3	6/12	16/18
Colorado State	27/33	25/55	52-88	(36)	19-53/30-63	.358/.476	6-21/11-24	.286/.458	8-16/17-27	.500/.630	32/45 (13)	4/22	15/6	4/2	1/7	21/15
BYU	31/56	40/41	71-97	(26)	24-63/33-71	.381/.465	2-20/7-19	.100/.368	21-38/24-29	.553/.828	39/48 (9)	11/18	15/17	4/0	6/6	19/25
Maryland	37/53	34/41	71-94	(23)	25-67/31-60	.373/.517	4-19/10-23	.211/.435	17-24/22-28	.708/.786	38/41 (3)	7/18	11/11	1/4	5/2	19/17
BOSTON COLLEGE	26/32	49/54	75-86	(11)	29-56/29-60	.518/.483	7-14/8-22	.500/.364	10-15/20-35	.667/.571	34/33 +1	14/17	17/5	1/3	0/9	26/14
Georgia Tech	22/25	33/30	70-65	+5	24-58/22-61	.414/.361	3-16/8-24	.188/.333	19-24/13-21	.792/.619	43/32 +11	9/13	12/9	4/6	4/6	16/19

Note: Game totals are displayed in the format TEAM/OPPONENT for each category

**THE STAT CREW SYSTEM**  
**Virginia Tech Points-Rebounds-Assists (as of Jan 12, 2013)**  
**All games**

Opponent	Date	Score		01	02	04	05	10	11	14
				BROWN,ROBE	ZEGEREN,JO	RAINES,CAD	PATRICK,MA	RANKIN,MAR	GREEN,ERIC	DONLON,GRE
EAST TENNESSEE STATE	11/10/12	80-62	w	16-2-5	6-2-0	9-4-0	0-0-1	DNP	21-2-6	DNP
RHODE ISLAND	11/12/12	69-50	w	12-4-4	2-6-0	10-12-2	2-0-0	DNP	25-3-4	DNP
VMI	11/15/12	95-80	w	11-4-4	4-8-1	14-10-0	0-1-1	0-0-0	23-4-6	0-0-0
at UNCG	11/19/12	96-87	w	10-2-3	2-1-0	9-9-0	DNP	2-0-0	26-3-6	DNP
APPALACHIAN STATE	11/23/12	87-76	w	9-2-6	2-0-0	3-2-0	DNP	0-0-2	27-4-4	DNP
IOWA	11/27/12	95-79	w	18-0-2	10-3-0	9-6-0	DNP	5-0-2	24-5-5	DNP
OKLAHOMA STATE	12/01/12	81-71	w	18-6-0	2-0-0	10-6-1	DNP	0-0-0	28-7-0	DNP
at West Virginia	12/8/12	67-68	L	21-3-1	2-2-0	8-8-0	DNP	0-4-2	23-4-10	DNP
MISSISSIPPI VALLEY STAT	12/10/12	70-49	w	4-4-2	9-7-0	0-4-1	0-2-0	10-2-1	23-5-4	0-1-0
GEORGIA SOUTHERN	12/15/12	73-78	L	4-2-2	2-5-1	0-3-0	DNP	5-2-0	28-7-4	DNP
vs Bradley	12/22/12	66-65	w	2-2-4	2-5-0	16-9-2	DNP	0-1-1	31-8-2	DNP
vs Colorado State	12/23/12	52-88	L	0-3-0	2-2-0	2-4-0	0-0-0	3-0-1	26-5-3	0-0-0
vs BYU	12/29/12	71-97	L	13-5-1	7-4-0	0-5-0	0-1-0	2-0-0	12-1-6	1-0-0
at Maryland	01/05/13	71-94	L	11-2-1	10-5-0	8-13-0	DNP	3-3-3	28-3-2	DNP
BOSTON COLLEGE	01/09/13	75-86	L	DNP	7-4-0	2-3-0	DNP	4-2-1	24-3-9	DNP
at Georgia Tech	1/12/13	70-65	w	10-3-3	4-1-0	8-6-2	DNP	0-3-2	28-5-1	DNP

Opponent	Date	Score		22	24	25	31	33	42
				BEYER,CHRI	RACER,JOEY	JOHNSTON,W	EDDIE,JARE	WOOD,MARSH	BARKSDALE,
EAST TENNESSEE STATE	11/10/12	80-62	w	0-1-0	3-0-0	3-0-2	17-10-2	5-6-2	0-3-1
RHODE ISLAND	11/12/12	69-50	w	0-1-0	0-0-0	3-1-0	9-8-3	4-3-0	2-1-1
VMI	11/15/12	95-80	w	0-0-0	0-0-0	9-0-0	17-8-3	6-2-0	11-6-1
at UNCG	11/19/12	96-87	w	DNP	DNP	9-0-0	28-5-2	5-11-1	5-6-1
APPALACHIAN STATE	11/23/12	87-76	w	0-0-0	DNP	0-0-0	23-2-0	13-8-2	10-7-2
IOWA	11/27/12	95-79	w	DNP	DNP	3-0-0	11-7-3	4-4-0	11-7-0
OKLAHOMA STATE	12/01/12	81-71	w	DNP	DNP	0-0-1	15-12-4	8-5-0	0-1-2
at West Virginia	12/8/12	67-68	L	DNP	DNP	DNP	5-2-2	2-2-0	6-8-0
MISSISSIPPI VALLEY STAT	12/10/12	70-49	w	2-5-0	0-0-0	0-1-0	8-10-0	8-3-1	6-3-1
GEORGIA SOUTHERN	12/15/12	73-78	L	DNP	DNP	0-0-0	21-8-0	3-1-0	10-9-0
vs Bradley	12/22/12	66-65	w	3-9-1	DNP	DNP	12-5-0	DNP	0-1-0
vs Colorado State	12/23/12	52-88	L	0-4-0	1-1-0	4-1-0	10-5-0	DNP	4-5-0
vs BYU	12/29/12	71-97	L	9-11-2	2-0-0	6-1-0	17-7-2	DNP	2-0-0
at Maryland	01/05/13	71-94	L	6-7-0	DNP	0-0-0	5-2-1	DNP	DNP
BOSTON COLLEGE	01/09/13	75-86	L	6-8-2	DNP	5-0-1	21-6-1	DNP	6-4-0
at Georgia Tech	1/12/13	70-65	w	0-2-0	DNP	0-1-0	9-7-1	DNP	11-10-0