



HOKIE HOOPS

2012-13 GAME NOTES

Virginia Tech
(9-5, 0-1)

VS. Boston College
(8-6, 0-1)

2012-13 Schedule & Results

(9-5, 0-1 ACC)

Date	Opponent		
11/10	ETSU (ESPN3)	W	80-62
11/12	RHODE ISLAND (ESPN3)	W	69-50
11/15	VMI (ESPN3)	W	95-80
11/19	at UNC Greensboro (ESPN3)	W	96-87
11/23	APPALACHIAN ST. (ESPN3)	W	87-76

Big Ten/ACC Challenge

11/27	IOWA% (ESPN3)	W	95-79
12/ 1	15/17 OKLA. ST. (ESPN3)	W	81-71
12/ 8	at West Virginia (ESPN2)	L	67-68

Continental Tire Las Vegas Classic (Blacksburg, Va.)

12/10	MISS.VALLEY ST.# (ESPN3)	W	70-49
12/15	GA. SOUTHERN# (ESPN3)	L	73-78

Continental Tire Las Vegas Classic (Las Vegas, Nev.)

12/22	Bradley#	W	66-65 (OT)
12/23	Colorado State (CBS SN)	L	88-52

12/29	BYU (Salt Lake City) (ESPN3)	L	71-97
1/ 5	at Maryland* (ACCN)	L	71-94

1/ 9	BOSTON COLLEGE*	7 p.m.	RSN
1/12	at Georgia Tech*	2:30 p.m.	ACCN
1/19	WAKE FOREST*	2 p.m.	ACCN
1/24	VIRGINIA*	8 p.m.	ACCN
1/27	at Clemson*	1 p.m.	ACCN
1/30	MIAMI*	9 p.m.	RSN
2/ 2	at North Carolina*	12 p.m.	ACCN
2/ 7	MARYLAND*	9 p.m.	ACCN
2/ 9	GEORGIA TECH*	1 p.m.	RSN
2/12	at Virginia*	7 p.m.	ESPNU
2/16	at NC State*	2 p.m.	ESPN/ESPN2
2/21	DUKE*	9 p.m.	ESPN/ESPN2
2/24	FLORIDA STATE*	6 p.m.	ESPNU
2/27	at Miami*	7 p.m.	RSN
3/ 2	CLEMSON*	8 p.m.	RSN
3/ 5	at Duke*	7 p.m.	ESPNU
3/10	at Wake Forest*	2 p.m.	ACCN

ACC Tournament - Greensboro, N.C.

3/14-	TBA	ACCN/ESPN
3/18		

* - Atlantic Coast Conference Games

% - Big Ten/ACC Challenge, Blacksburg, Va.

- Continental Tire Las Vegas Classic

All times are EST and are subject to change

Television/Internet

Regional Sports Networks

Mike Hogewood & Cory Alexander



Radio

Virginia Tech IMG Sports Network
Bill Roth & Mike Burnop

Follow us on twitter

@VT_MBBall



Virginia Tech Athletics Communications

Primary Contact

Bill Dyer - Associate Director

wdyer@vt.edu

(o) - 540-231-8853

(c) - 540-998-5906

Secondary Contact

Rachel Perreault - Assistant Director

rachelp5@vt.edu

(o) - 540-231-2228

Wed., Jan. 9, 2013 • 7 p.m.
Cassell Coliseum (9,847), Blacksburg, Va.



Series vs. BC: BC, 14-8 Series Streak: VT, one
Last Meeting vs. the Eagles: VT, 66-65, 2-12-2012, Cassell Coliseum
Live Stats: hokiesports.com Sirius: 136



Hokies open Atlantic Coast Conference home schedule against Boston College

NOTING THE HOKIES

About Tonight's Game

The Hokies are 9-5 on the season and 0-1 in ACC play after losing at Maryland, 94-71, on Saturday afternoon.

Boston College is 8-6 overall and 0-1 in ACC action after a 78-73 loss to NC State on Saturday evening in Conte Forum.

Maryland 94, Virginia Tech 71

Erick Green posted a new high in points for an ACC game with 28 points in the loss at Maryland. **Robert Brown** scored 11 points and **Joey van Zegeren** tied a career-high with 10 points in his first collegiate start. **Cadarian Raines** grabbed a career-high 13 rebounds in the loss.

Wood Out

Virginia Tech freshman forward **Marshall Wood** is out indefinitely after fracturing the third metatarsal in his left foot in the loss to Georgia Southern.

Green Leads the Way

Erick Green leads the ACC and the nation in scoring.

Team Notes

Tonight is Virginia Tech's first home game since Dec. 15.

Player Notes

In the loss to BYU, **Erick Green** snapped a streak in which he had scored at least 20 points in all 12 games this season, tying the school record for most consecutive 20-plus points games in a season.

Erick Green leads the ACC in scoring and **Jarell Eddie** leads the ACC in free throw percentage.

Cadarian Raines is second in the ACC in offensive rebounds.

Christian Beyer has grabbed 30 of his 32 rebounds in his last five appearances.

Hokie Probables

F	31	Jarell Eddie 14.1 ppg, 6.5 rpg, 1.0 bspg	Jr.	6-7	Charlotte, N.C.
F	4	Cadarian Raines 7.0 ppg, 6.8 rpg, 0.9 bspg	r-Jr.	6-9	Petersburg, Va.
C	2	Joey van Zegeren 4.4 ppg, 3.6 rpg, .595 FG%	r-Fr.	6-11	Hoogeveen, Netherlands
G	1	Robert Brown 10.6 ppg, 2.9 rpg, 2.5 apg	So.	6-5	Clermont, Fla.
G	11	Erick Green 24.6 ppg, 4.4 rpg, 4.4 apg	Sr.	6-4	Winchester, Va.

Last Time Out: Maryland 94, VT 71

The Hokies lost at Maryland, 94-71, on Saturday afternoon ... **Erick Green** set a new personal-best for scoring in an ACC game with 28 points and **Cadarian Raines** grabbed a career-best 13 rebounds ... **Robert Brown** scored 11 points and **Joey van Zegeren**, making his first collegiate start, tied a career-high with 10 points.

Join the Club

Virginia Tech senior guard **Erick Green** scored 23 points in the win over VMI and in doing so, he became the 43rd player in Virginia Tech history to reach the 1,000 career point plateau ... Green now has 1,286 career points ... In the loss at Maryland, Green passed Jamon Gordon and Wayne Robinson into 26th place on the Tech all-time scoring list ... He is one of 32 players to score at least 1,200 points for the Hokies.



Erick Green

Wood Out Indefinitely

Freshman forward **Marshall Wood** is out indefinitely after fracturing the third metatarsal in his left foot ... The injury, which will not require surgery, was suffered in the loss to Georgia Southern.



Marshall Wood

Scoring Combos

As of Jan. 7, the Virginia Tech combo of **Erick Green** and **Jarell Eddie** are averaging 38.7 points per game ... They constitute the highest-scoring set of teammates in the ACC this season ... The duo of Mason Plumlee and Seth Curry of Duke are averaging 35.0 ppg ... These are the only sets of teammates in the ACC averaging at least 35 points per game ... Green leads the ACC in scoring and Eddie is ninth in the ACC in scoring.



Jarell Eddie

The Series vs. Boston College

The Hokies are 8-14 all-time against the Eagles ... Tech won the last meeting, 66-65, in Cassell Coliseum on Feb. 12, 2012 ... Tech is 6-4 in home games against BC, all having been played in Cassell Coliseum and all coming since 2000 ... All but one of the games played in this series have come as either BIG EAST Conference games or ACC games ... All of the conference games are regular season conference games.

Improving on Good

Entering tonight's game, **Erick Green** is, statistically by scoring, the most improved player in the ACC ... Green averaged 15.6 points per game last season and has improved that to 24.6 ppg this season ... That is an increase of 9.0 ppg ... Akil Mitchell of Virginia has increased his scoring average this season, going from 4.1 ppg to 12.8 ppg, an increase of 8.7 ppg.

Big Joey

In the Hokies' loss at Maryland to open the ACC season, redshirt freshman post player **Joey van Zegeren** earned his first career start ... The 6-10 van Zegeren was forced to redshirt the 2011-12 season due to concussion-like symptoms, but has shown steady improvement in his game this season and earned the starting nod in the team's 14th game this year ... In the game, van Zegeren tied a career-high with 10 points and 26 minutes played.



Joey van Zegeren

Grabbing Boards

When **Cadarian Raines** grabbed a career-high and team season-high 13 rebounds in the loss at Maryland, it marked the first time a Hokie had grabbed at least 13 rebounds in a game since **Jarell Eddie** grabbed 14 rebounds in a home loss to BYU on Jan. 25, 2012.



Cadarian Raines

Their Time to Shine

Virginia Tech head coach **James Johnson** repeatedly tells his players that at some time this season, every one of them will be called upon to help this team win a basketball game ... In the win over Mississippi Valley State, it was **Christian Beyer** and **Marcus Patrick's** turn ... The duo of walk-ons came off the bench in the first half to provide a spark for the Hokies ... Patrick played a career-high 10 minutes in the game and grabbed a pair of rebounds, while Beyer, who also played a then-career-high 10 minutes, scored two points, blocked a shot and grabbed five rebounds, third-most on the team.



Marcus Patrick

More on Beyer

To take that one step further, **Christian Beyer** had the best game of his short Virginia Tech (to date) career, as he scored three points and grabbed nine rebounds in 27 minutes of action in the overtime win over Bradley ... He also led the Hokies with two steals ... Beyer had played a combined 15 minutes in the first 10 games of the season ... Add in the 25 minutes he played in the loss to Colorado State and Beyer averaged 26.0 minutes and 6.5 rebounds per game in Las Vegas ... In the loss at BYU, Beyer scored a career-high nine points and grabbed a career-high 11 rebounds ... He had six points and seven rebounds in the loss at Maryland and has grabbed 30 of his 32 rebounds in his last five games.



Christian Beyer

Getting There is Half the Battle

Erick Green is averaging 8.6 free throw attempts per game this season, best in the ACC ... Mason Plumlee of Duke gets to the charity stripe the second-most in the league, at 8.3 fptpg ... Green is shooting 86.0 percent from the line this season, while Plumlee is shooting 66.4 percent from the line.

Not Many at All

When the Hokies defeated Bradley, 66-65, in overtime in the Las Vegas Classic, it marked the fewest points Tech had scored in an overtime victory since defeating Marquette, 65-64, in overtime in the finals of the 1995 NIT in Madison Square Garden ... Both of Virginia Tech's NIT championships were won in overtime ... The last time Tech won any game scoring 66-or-fewer points was a 66-65 win over Boston College in Blacksburg last season.

Doubles from the Wing

Jarell Eddie recorded his second double-double of the season with 15 points and 12 rebounds in the win over No. 15/17 Oklahoma State ... In doing so, that marks the most double-doubles in a season by a Virginia Tech wing or back court player since A.D. Vassallo recorded three double-doubles in the 2008-09 season (Malcolm Delaney recorded two double-doubles that same season) ... The most double-doubles recorded by a Tech wing player in a single season since the Hokies joined the ACC in the 2004-05 season is six, by Deron Washington in the 2007-08 season ... **Erick Green** recorded his first career double-double in the loss at West Virginia, with 23 points and a career-high 10 assists.

ACC Home Openers

Tonight is the ACC home opener for Virginia Tech ... Tech is 4-4 in ACC home openers since joining the league in the 2004-05 season ... Tech has never opened its home conference slate against Boston College.

Tying a Long-Held Mark

To open the 2012-13 season, **Erick Green** scored 20-or-more points in the first 12 games ... That tied the school record for games with consecutive 20-or-more points, set by Bob Ayersman in the 1958-59 season ... That was also the school record for most consecutive 20-plus point games at any time in a season at Virginia Tech ... The Colorado State game was the 19th career game of 20-or-more points and the 68th time in his collegiate career that he has scored in double figures ... In the win over Bradley in the semifinal of the Continental Tire Las Vegas Classic, Green scored a career-high 31 points, the first time in his career that he had scored 30-or-more-points in a game.

It's Been A While

With his career-high 10 assists in the loss at West Virginia, **Erick Green** posted the first double-digit assist total by a Hokie since Malcolm Delaney had 10 assists in the NIT loss to Baylor on March 21, 2009 ... That was the second of Delaney's two 10-assist games.

All Together Now

When **Marquis Rankin** scored a career-high 10 points in the win over Mississippi Valley State, it marked the eighth different player to record a double-figure scoring game this season ... All eight scholarship players have now scored at least 10 points in a game this season.



Marquis Rankin

Johnson's Debut

The season-opening victory against ETSU was the debut of **James Johnson** as the head coach of the Hokies ... Johnson, a former assistant and associate head coach with the Hokies, was named to the position on May 2, 2012 ... Johnson is now 9-5 as the coach of the Hokies and 1-0 against nationally-ranked teams ... He brings with him 19 years experience as an assistant coach ... He is the only new coach in the ACC this season ... For a full bio on Johnson, please page 9 of this release.



James Johnson

Odds & Ends from Las Vegas

Tech overcame a 13-point deficit in the win over Bradley, the largest deficit overcome this season ... Tech committed a season-high 24 turnovers in the win over Bradley ... The 36 point differential in the loss to Colorado State is the most for the Hokies since Feb. 16, 2008, when Tech lost at No. 5 UNC and the largest against a non-conference foe since a 101-52 loss at West Virginia in 1988 ... Tech played just eight players in the win over Bradley, the lowest number of the season and Tech's bench scored just five points in the game ... The Bradley win was the fifth time this season that the Hokies have held their opponent under 40 percent shooting from the field.

Odds & Ends from Salt Lake City

The 42 points scored by Tyler Haws is the most points scored against a Virginia Tech team since Aaron Jackson of Duquesne scored 46 points in a 116-108 double-overtime win for the Hokies in the 2009 NIT in Cassell Coliseum ... The 97 points scored by BYU was the most points scored against Virginia Tech in a non-overtime game since No. 2 Duke defeated the Hokies, 100-65, in Cameron Indoor Stadium on Jan. 30, 2005 ... That was th Hokies' first-ever game played in Utah.

Less Than 50

Virginia Tech defeated Mississippi Valley State, 70-49 ... The 49 points scored is the fewest the Hokies have allowed an opponent this season and the fewest since a 48-47 loss at No. 20 Florida State on Feb. 16, 2012 ... The last time the Hokies limited an opponent to fewer than 50 points and won was a 47-45 win over No. 15 Virginia on Jan. 22, 2012 in John Paul Jones Arena.

Stay Out There

Virginia Tech sophomore walk-on **Will Johnston** has earned significant playing time so far this season ... In Johnston's career at Tech, he has made 11 field goals and all have been three-pointers ... He hit a career-high three, three-pointers in the win over VMI, earning him a career-high nine points in a career-high 19 minutes of action ... He equalled the number of threes in the next game, as he hit three, three-pointers in the first half of the win at UNCG ... He is shooting 47.8 percent from three-point range this season, the same number as from the field (all of his attempts have come from three-point range).



Will Johnston

Comfortable at the Line

Erick Green enters tonight's game shooting 81.3 percent from the free throw line for his career ... He has moved past Craig Lieder into fifth place in career free throw shooting percentage at Virginia Tech ... Green, along with junior wing **Jarell Eddie**, combined for 84.2 percent from the free throw line last season ... Eddie is 82.9 percent from the line in his career, but does not, at this point, have enough free throw attempts to qualify for the list ... Eddie's 86.8 percent from the line last season was the fifth-best season in Virginia Tech history ... This season, the duo is a combined 144-167 from the line, good for 86.2 percent.

That's a Low Percentage

When the Hokies held Mississippi Valley State to just 13.8 percent from three-point range, it marked the fifth time this season that Tech had held its opponent to under 20.0 percent from behind the three-point arc ... The last time the Hokies held an opponent to less than 15.0 percent from three-point range was on March 1, 2012, when Clemson went 0-10 from behind the arc ... Tech also held the Delta Devils to 25.7 percent from the field, the first time Tech has held an opponent to under 30.0 percent from the field since holding Eastern Michigan to 28.1 percent from the field on Dec. 22, 2011.

November Wins

The Hokies were 6-0 in games played in the month of November, marking the most wins by a Tech team in November ... The previous high was five wins in both the 2011-12 season and the 2005-06 season ... A disclaimer should be added, noting that the allowable start of the basketball season was moved up beginning with the 2004-05 season ... Prior to that, schedules could not begin before Thanksgiving weekend.

Rankin Getting Back in the Groove

Marquis Rankin did not play in the season opening win over ETSU due to family concerns ... He returned to action in the win over VMI, playing three minutes and played eight minutes in the win at UNCG ... In the win over Appalachian State, Rankin played 20 minutes and in the win over Iowa, Coach **James Johnson** credited Rankin for being a game-changer, despite having his minutes limited by early foul trouble ... Rankin has played 20 minutes in the wins over Iowa and Oklahoma State and a career-high 25 minutes in the loss at West Virginia ... In the win over Mississippi Valley State, Rankin recorded a career-high 10 points in 19 minutes of action.

The Hokies

Under James Johnson

VT outrebounds opponent.....	7-0
Opponent outrebounds VT	2-5
Rebounds are equal.....	0-0
VT leads at the half.....	7-0
VT trails at the half.....	2-5
Game is tied at the half.....	0-0
VT shoots 50% or better.....	3-0
VT outshoots opponent.....	9-1
Opponent outshoots VT.....	0-4
VT holds opp. under 40%.....	4-1
VT scores 100+ points.....	0-0
VT scores 90-99 points.....	3-0
VT scores 80-89 points.....	3-0
VT scores 70-79 points.....	1-3
VT scores 60-69 points.....	2-1
VT scores less than 60 points.....	0-1
Opponent scores 100+ points.....	0-0
Opponent scores 90-99 points.....	0-2
Opponent scores 80-89 points.....	2-1
Opponent scores 70-79 points.....	3-1
Opponent scores 60-69 points.....	2-1
Opp. scores less than 60 points.....	2-0
VT in games 5-or-fewer points or OT.....	1-2
VT at home.....	7-1
VT on the road.....	1-2
VT at a neutral site.....	1-2
Overtime games.....	1-0
VT against conference foes.....	0-1
VT on television/internet.....	8-5
VT vs. ranked teams (AP only).....	1-0
VT as a ranked team (AP only).....	0-0

Attendance Figures

Virginia Tech, like other ACC schools, announces total tickets distributed at home games ... That includes season tickets, individual game tickets and student tickets.

What's Up Next?

The Hokies return to the road this weekend, as they travel to Atlanta to play Georgia Tech ... Game time is 2:30 p.m. and the game will be broadcast on the ACC Network and ESPN3.

VT vs. The Conferences

ACC REGULAR SEASON.....	0-1
Atlantic Sun (ETSU).....	1-0
Atlantic 10 (URI).....	1-0
Big 12 (Oklahoma State, West Virginia).....	1-1
Big South (VMI).....	1-0
Big Ten (Iowa).....	1-0
MVC (Bradley).....	1-0
Mountain West Conference (Colorado State).....	0-1
Southern (UNCG, App. St., Ga. Southern).....	2-1
SWAC (Miss. Valley State).....	1-0
West Coast (BYU).....	0-1
Total.....	9-5

90 and 80

Virginia Tech won consecutive games, 95-80 over VMI and 96-87 at UNC Greensboro ... This was the first time since Feb. 13 and 15, 2011 that Tech has scored 90-or-more points in back-to-back games ... This was also the first time since Dec. 10 and 17, 1989 that the Hokies allowed opponents 80-or-more points in back-to-back victories ... Tech scored 96 points in the win, the first time that the Hokies had scored that many points in a true road game since defeating Liberty, 101-70, in Lynchburg on Jan. 28, 1995 ... The 87 points for UNCG are the most points scored by an opponent in a true road game Tech victory since Dec. 28, 1993, when Tech defeated Florida Atlantic, 115-87, in Boca Raton, Fla. ... This is the first time since the 1988-89 season that Tech has scored 90-or-more points in three of the first six games of the season.

A Little More on 80

Tech scored at least 80 points in five consecutive games from Nov. 15 through Dec. 1 ... That was the first time Tech had scored at least 80 points in five consecutive games since Dec. 5 through 19, 1987, when Tech won five straight games by those numbers.

They Are Free, After All

In the win at UNCG, **Erick Green** made all 16 of his free throw attempts ... That is the second-best performance at the line in Tech history ... Rod Wheeler made all 18 of his attempts against Richmond on Dec. 28, 1990 ... Green made 37 free throw attempts earlier this season ... In the win at UNCG, **Jarell Eddie** made nine of his 10 attempts ... Tech was 34-of-42 from the line in that game, shooting 81.1 percent ... In the win over Iowa, the Hokies were 27-30 from the line, for 90.0 percent and in the win over No. 15/17 Oklahoma State, Tech was 27-33 from the line, for 81.1 percent and in the loss at West Virginia, Tech made eight of 10 attempts (80.0 percent).

Welcome Back

The weekend of Dec. 14 and 15, the Hokies hosted the Men's Basketball Alumni Weekend ... The two-day event featured a wide range of events for the returning former players, including tours of facilities, receptions and a dinner on the court of the Hahn Hurst Basketball Practice Facility following the game against Georgia Southern ... The returning players were recognized at halftime of the game ... More than 50 former players attended, including former All-Americans Howard Pardue and Bimbo Coles, along with retired jersey honoree Ace Custis and Les Henson, famous for the "Henson Heave" shot to defeat Florida State in 1980.

Hokies vs. Ranked Teams

With the win over No. 15/17 Oklahoma State, the Hokies are 13-39 against nationally ranked teams since joining the ACC for the 2004-05 season ... Tech is 30-147 all-time against teams ranked in the AP poll ... The win over Oklahoma State was the first time this season the Hokies had faced a ranked opponent ... These numbers are only for teams ranked in the AP poll.

Green was Honored

Erick Green was named the ACC Co-Player of the Week, for the week ending Nov. 25 ... This was the second-consecutive week he earned the award ... He led the Hokies to a pair of home wins, over Iowa and No. 15/17 Oklahoma State ... He was named the National Player of the Week, for the week ending Dec. 2, in SI.com's Seth Davis' Fast Break ... He was also named the College Hoops Player of the Week by NBCSports.com's CollegeBasketballTalk column.

Welcoming Back Old Foes

The Hokies welcomed back two traditional rivals to the schedule ... Tech defeated VMI, 95-80, on Nov. 15 in a rivalry that dates back to 1909 and lost to West Virginia in Morgantown, 68-67, on Dec. 8 ... Tech and WVU first met in basketball in 1921 and have played 75 times since then ... The teams last met in the 2003-04 season, the Hokies' last season as a member of the BIG EAST Conference.

Doubles in Threes

Tech made 14 three-point field goals in the win at UNC Greensboro which is the most threes for the Hokies in a game since the team joined the BIG EAST in 2000 and subsequently, the ACC in 2004 ... Research is ongoing to see if Tech had 14-or-more threes in a game since the Hokies set the school record with 16 threes against Marquette on Jan. 7, 1989.

Sharp Dressed Man

Sophomore **Adam Smith** has joined the Hokie program, but he must sit out this season after transferring from UNC Wilmington ... He will have three seasons of eligibility beginning next fall ... He is able to practice with the Hokies this season ... Smith has already made a name for himself for his natty attire on the bench at Virginia Tech home games.



Adam Smith

Stingy with the Ball

Erick Green enters tonight's game with 267 assists and just 143 turnovers in his career ... Each of the last two seasons, Green has had at least 40 more assists than turnovers and has more assists than turnovers in each of his first three seasons ... This season, Green has 62 assists to just 34 turnovers.

300 and Counting

The Hokies have hit at least one three-pointer in every game since joining the ACC in the 2004-05 season ... Tech has now hit a three in 317 consecutive games, the most in school history ... Since the three-point arc was added to college basketball for the 1986-87 season, the Hokies have hit at least one three in all but three games ... The last time that the Hokies did not record a three-point field goal in a game was at Providence on Feb. 1, 2003.

500-Plus in the Cassell

The Hokies have a 525-158 overall record in Cassell, good for a .769 winning percentage ... Tech is 7-1 in Cassell Coliseum this season ... Tech was 11-7 last season and was 12-4 in Cassell the season before, the 50th year for the arena ... The win over Florida State on Jan. 8, 2011, was the 500th victory in the building ... The win over FSU in 2008 marked the Hokies' 600th game played in Cassell Coliseum ... Tech defeated Rhode Island, 86-63, on Nov. 20, 2002, in its 500th game in the arena ... Tech has had just one break-even home season and one losing season in Cassell Coliseum ... The 17 victories for the Hokies at home in the 2009-10 season set a new Cassell Coliseum and school record.

New, Improving Eddie

Virginia Tech's **Jarell Eddie** was fourth in the ACC in improved scoring from the previous season ... As a freshman, Eddie averaged 2.9 points per game ... Last season, he improved to 9.1 points per game ... Eddie now averages 14.1 points per game this season after setting a new career-high with 28 points in the win at UNC Greensboro and scoring 23 points in the win over Appalachian State ... Eddie is currently 12th in the ACC in scoring.

Building Makes it Better?

A case can be made that the Hokies have shown marked improvement in many areas of their game since moving into the Hahn Hurst Basketball Basketball Practice Facility in August 2009 ... One such improvement comes to the forefront ... In the six years before the opening of the practice facility, the Hokies shot a combined 66.2 percent from the free throw line ... Since the opening of the facility, the Hokies are shooting 72.6 percent from the free throw line.

Hokies in Overtime

With the win over Bradley in Las Vegas, the Hokies are now 58-43 all-time in overtime games ... Tech is 25-21 in road overtime games, 26-9 in home overtime games and 7-13 on neutral courts ... Tech is 11-3 in ACC overtime games ... Prior to the loss at No. 5 Duke last season, the last time the Hokies had lost a true road overtime game was Feb. 11, 2006, when Tech fell to Virginia, 81-77, in University Hall ... Tech is 3-6 all-time in overtime games against ranked teams ... Tech is 5-8 in double overtime games and 1-2 in triple overtime games.

Lots of Youth

Among Virginia Tech's eight active scholarship players, **Erick Green** is the only senior and **Cadarian Raines** and **Jarell Eddie** are the only juniors ... Four players, **Robert Brown**, **C.J. Barksdale**, **Marquis Rankin** and **Joey van Zegeren**, played as freshmen last season, although van Zegeren only played eight minutes and was granted a medical redshirt ... **Marshall Wood** is the lone scholarship freshman this season.

Newer Than New

Freshman **Greg Donlon** has joined the Hokies program, but you will not find him in the media guide or the game program ... Donlon, a 6-8 forward from Midlothian, Va., was added to the Hokies' roster on Nov. 5.

The State We're In

With the win over VMI, Virginia Tech is 421-305 (.580) all-time against schools from Virginia ... Tech is 1-0 this season and was 2-1 against state schools last year ... The Hokies have played 14 schools from the state ... With the win over Norfolk State on Dec. 11, 2011, the only state Division I school that Tech has not played is Hampton ... Tech holds winning records against 10 of the schools and even records against two others.

Won't Get Lost

Two of the new assistants this season, **Ramon Williams** and **Mark Byington**, won't have to ask for too many directions around town ... Williams is a native of Roanoke and played collegiately at VMI, while Byington was raised in Salem and lived in Blacksburg for a short time ... Williams and his twin brother, Damon, have remained very active in the Roanoke community through the years ... New video coordinator, **Winston Curry**, is also a Roanoke native.

Rolling Out the Honors

Will Johnston and **Joey Racer** were named to the 56th annual Atlantic Coast Conference Academic Honor Roll, recognizing academic excellence by student-athletes during the 2011-12 academic year.

Coming Next Year

Virginia Tech has announced the signing of four players to national letters of intent ... Donte Clark, a 6-4 guard from Charlotte, N.C., Ben Emelogu, a 6-5 guard from Grand Prairie, Texas, Maurice Kirby, a 6-9 forward from Chandler, Ariz., and Trevor Thompson, a 6-10 forward from Indianapolis, Ind., all signed with the Hokies on Nov. 14 and will join the program in the fall of 2013.

NCAA Stats

As of Jan. 7 in official NCAA statistics, the Hokies are 30th in 3-pt. field goal percentage defense, 31st in points and 43rd in scoring ... **Erick Green** leads the nation in points per game ... Both Green and **Jarell Eddie** are listed in the top 100 in free throw percentage.

Compare & Contrast

VT	BC
76.6	Points
68.7	68.7
74.6	Points Allowed
67.4	67.4
43.4%	FG%
43.7%	43.7%
41.4%	FG% Defense
43.4%	43.4%
31.4%	3FG%
33.3%	33.3%
29.1%	3FG% Defense
35.0%	35.0%
72.5%	FT%
72.9%	72.9%
39.1	Rebounds
34.5	34.5
-0.1	Rebound Margin
+2.1	+2.1
11.6	Assists
12.6	12.6
12.8	Turnovers
11.9	11.9
4.9	Steals
5.4	5.4
4.6	Blocks
2.9	2.9

Win 10

With Virginia Tech's win over Boston College last season, it marked the ninth straight season that the Hokies had won at least 10 home games ... Tech's longest streak of 10-or-more home victories is 11 consecutive seasons, from 1975-76 through the 1985-86 season ... Tech is 7-0 in Cassell Coliseum so far this season.

Hokies' All-Time Record

Virginia Tech is now 1353-1113 all-time in collegiate basketball, good for a .549 winning percentage ... This is the Hokies' 104th season of men's basketball.

TOP INDIVIDUAL PERFORMANCES

VIRGINIA TECH

Points

31	Erick Green vs. Bradley
28	Jarell Eddie at UNCG
28	Erick Green vs. Oklahoma State
28	Erick Green vs. Georgia Southern
28	Erick Green at Maryland
27	Erick Green vs. App. State
26	Erick Green at UNCG
26	Erick Green vs. Colorado State
25	Erick Green vs. URI
24	Erick Green vs. Iowa
23	Erick Green vs. VMI
23	Erick Green vs. App. State
23	Erick Green at West Virginia
23	Erick Green vs. MVSU
21	Erick Green vs. ETSU
21	Robert Brown at West Virginia
21	Jarell Eddie vs. Georgia Southern

Rebounds

13	Cadarian Raines at Maryland
12	Cadarian Raines vs. URI
12	Jarell Eddie vs. Oklahoma State
11	Marshall Wood at UNCG
11	Christian Beyer vs. BYU
10	Jarell Eddie vs. ETSU
10	Cadarian Raines vs. VMI
10	Jarell Eddie vs. MVSU

Assists

10	Erick Green at West Virginia
6	Erick Green vs. ETSU
6	Erick Green vs. VMI
6	Erick Green at UNCG
6	Robert Brown vs. App. State
6	Erick Green vs. BYU
5	Robert Brown vs. ETSU
5	Erick Green vs. Iowa

Steals

3	Erick Green vs. VMI
3	Jarell Eddie vs. Iowa
3	Marquis Rankin at Maryland
2	12 times

Blocks

4	Marshall Wood vs. URI
3	Jarell Eddie at UNCG
3	C.J. Barksdale at West Virginia
3	Joey van Zegeren vs. MVSU
3	Cadarian Raines vs. Bradley
2	seven times

OPPONENTS

Points

42	Tyler Haws, BYU
25	Trevis Simpson, UNCG
24	Xavier Munford, URI
23	D.J. Covington, VMI
23	Derrell Armstrong, UNCG
22	C.J. Reed, Georgia Southern
21	Jay Canty, App. State
21	Aaron White, Iowa
21	Seth Allen, Maryland (A)
20	Lester Wilson, ETSU
20	Cleon Robert, Georgia Southern
20	Jake Layman, Maryland (A)

Rebounds

12	Kelvin McNeil, UNCG
12	Kevin Noreen, West Virginia
11	Marcus Smart, Oklahoma State
10	Aaron White, Iowa
10	Matt Smith, MVSU
10	Erick Ferguson, Georgia Southern
10	Pierce Hornung, Colorado State

Assists

7	Roy Devyn Marble, Iowa
6	Marcus Smart, Oklahoma State
6	Wes Eikmeier, Colorado State
6	Dorian Green, Colorado State
6	Pe'Shon Howard, Maryland (A)
5	Keaton Miles, West Virginia
4	10 times

Steals

3	Nathan Healy, App. State
3	Tyshon Pickett, Bradley
2	11 times

Blocks

4	Matt Smith, MVSU
3	D.J. Covington, VMI
3	Adam Woodbury, Iowa
2	seven times

Coaching Starts at Tech

James Johnson began his head coaching career at Virginia Tech by winning his first seven games ... He was the fourth head coach in Virginia Tech history to jump out to at least a 7-0 start and the first since Monk Younger in the 1920-21 season to do so ... Here is a list of all of the Tech coaches that have achieved that mark:

Branch Bocock (1909-11).....	19-0
<i>(11-0 in his first season, 19-0 straight wins)</i>	
H.P. Sanborn (1916-17)	11-0
Monk Younger (1920-21)	8-0
James Johnson (2012-13).....	7-0

On This Date

Virginia Tech is 15-9 all-time in games played on Jan. 9 ... Tech lost its last two games on this date, most recently a 62-50 loss at Dayton in 2000 ... Tech is 14-5 in home games on this date ... Tech is 237-171 on Wednesdays all-time.

Points for Pondering

Led VT in Scoring: Green (12), Eddie (2)
Double Figure Scoring Games: Green (14), Eddie (10), Brown (9), Raines (4), Barksdale (3), van Zegeren (2), Wood (1), Rankin (1)
40-point Games: none
30-39-point Games: Green (1)
20-29-point Games: Green (12), Eddie (2), Brown (1)
Led VT in Rebounding: Raines (5), Eddie (4), Barksdale (4), Wood (2), Beyer (2), Green (1)
Double Figure Rebounding Games: Eddie (3), Raines (3), Wood (1), Beyer (1)
Led VT in Assists: Green (10), Brown (3), Eddie (1), Rankin (1)
Double Figure Assist Games: Green (1)
Double-Doubles: Raines (2), Eddie (2), Green (1)
Most Points in a Half: 51 (2nd vs. UNCG)
Fewest Points in a Half: 24 (1st at WVU)
Most Points Allowed in a Half: 56 (1st vs. BYU)
Fewest Points Allowed in a Half: 20 (2nd vs. Bradley)
Largest Lead: 31 pts. (86-51 vs. VMI)
Largest Deficit: 38 pts. (47-85, vs. Colorado St.)
Largest Margin of Victory: 19 pts. (69-50 vs. URI)
Largest Margin of Defeat: 36 pts. (52-88 vs. Colorado State)
Largest Deficit Overcome in a Victory: 13 pts. (10-23, vs. Bradley)
Largest Lead Lost in a Loss: 5 pts. (46-41 at WVU)
Largest Halftime Lead: 16 pts. (46-30 vs. VMI)
Largest Halftime Deficit: 16 pts. (37-51 at Maryland)
Average Margin of Victory: 13.3 ppv
Average Margin of Defeat: 18.2 ppd
Average Margin: +2.1 ppv
** - Includes ties*

2012-13 Starters

Green, Brown, Eddie, Barksdale, Raines.....	9-4
Green, Brown, Eddie, Raines, van Zegeren.....	0-1

Virginia Tech Streaks

	Total	Home	Road	Neutral
Overall	Lost 3	Lost 1	Lost 2	Lost 3
ACC*	Lost 5	Lost 2	Lost 6	---
Non-Conference	Lost 2	Lost 1	Lost 1	Lost 3

* - regular season games only

Longest winning streak this season	7, 11-10 thru 12-1
Longest losing streak this season	3, current

Where to Find It

Many Virginia Tech men's basketball facts are available on hokiesports.com ... Below is a listing of URLs that may be helpful to the media.

The Last Time:

<http://www.hokiesports.com/lasttime.html>

Tech's all-time games against ranked opponents:

<http://www.hokiesports.com/mbasketball/rankedopp.html>

Opponent History:

<http://www.hokiesports.com/mbasketball/opponents.html>

Past Schedules:

<http://www.hokiesports.com/mbasketball/pastschedules.html>

All-time overtime games:

<http://www.hokiesports.com/lasttime.html> go to men's basketball and toggle the "Show Only OT Games" button

The Last Time page is customizable to search a wide range of topics.

Player bio pages have career highs, multiple splits and career game-by-game stats.

What is a Hokie?

That's the most frequently asked question regarding Virginia Tech athletics ... The answer leads all the way back to 1896 when Virginia Agricultural and Mechanical College changed its name to Virginia Polytechnic Institute ... With the change came the necessity for writing a new cheer and a contest for such a purpose was held by the student body ... Senior O.M. Stull won first prize for his "Old Hokie" yell which still is used today ... Later, when asked if "Hokie" had any special meaning, Stull explained the words he used had no hidden or symbolic meaning, but had been thought up in an effort to get attention ... Hokie soon became a nickname for all Tech teams and for those people loyal to Tech athletics.

Erick Green is one of six active ACC players to record 1,000 career points.

Virginia Tech Athletics Communications

ON THE INTERNET

www.hokiesports.com

The official Web site of Virginia Tech athletics provides media and fans with schedules, results, rosters, bios, statistics, general releases and game notes on the Hokies.

The Gameday section has live stats, radio and television coverage information and other pertinent information. This section is for home games only.



hokiesports.com/media

A media-only Web site is designed to make the media's job easier. Here you will find high-resolution, color mug shots of every Hokie basketball player and coach available to download. Please contact the Athletics Communications Office for access to this media-only site.

Twitter

Follow the Hokies on Twitter @VT_MBBall.

www.theacc.com

Updated standings, results, schedules, statistics and notes are posted each week during the season.

Our Name, Please

When referring to Virginia Tech, we ask that you please leave it at that - Virginia Tech ... Virginia Tech University is not now and never has been a name for the school ... The official name of the university is Virginia Polytechnic Institute and State University ... "Vah Tech", VPI, VPI&SU, VPI and SU and Va. Tech are also not recognized names and should not be used ... VT is acceptable as a shortended, agate form ... When referring to the school by its nickname, please use "Hokies" ... Your help in these matters is appreciated.

How To Say It

Cassell ColiseumCastle
 Cadarian Raines.....suh-DARE-ee-un
 Christian BeyerBYE-ur
 Jarell Eddie.....ju-RELL
 Joey van Zegerenvan ZEG-grin
 Kurt Kanaskiekuh-NAS-key
 Mark ByingtonBYE-een-ton
 Marquis Rankin.....mar-KEES
 Ramon Williams.....RAY-mon

WHO TO CONTACT

Request for Interviews

Men's Basketball ACO

Bill Dyer
 (540) 231-8852 - office
 (540) 998-5906 - cell
 wdyer@vt.edu

Secondary Contact

Rachel Perreault
 (540) 231-2228 - office
 (603) 767-6492 - cell
 rachelp5@vt.edu

Requests for Photos

Director of Photography

Dave Knachel
 (540) 231-1838
 dknachel@vt.edu



Bill Dyer
 Associate Director of
 Athletics Communications



Rachel Perreault
 Assistant Director of
 Athletics Communications

A New Way To Watch

Several Virginia Tech basketball games will be available via internet streaming, free of charge ... Here is a list of the games that were shown on ESPN3 and WatchESPN app.

ESPN3 EXCLUSIVE

Nov. 10	vs. ETSU
Nov. 12	vs. Rhode Island
Nov. 15	vs. St. Bonaventure
Nov. 19	at UNC Greensboro
Dec. 1	vs. Oklahoma State
Dec. 10	vs. Miss. Valley State
Dec. 15	vs. Georgia Southern
Jan. 25	vs. BYU

**- All games shown over the air on ESPN, ESPN2, ESPNU, RSN and the ACC network will also be shown on ESPN3 or the WatchESPN app.*

In the Cassell in the ACC

Virginia Tech is 107-35 in Cassell Coliseum as a member of the ACC ... Here is a year-by-year breakdown.

	Regular	Post	Overall
2004-05	12-3	1-0	13-3
2005-06	10-7	0-0	10-7
2006-07	13-2	0-0	13-2
2007-08	12-2	2-1	14-3
2008-09	9-5	1-1	10-6
2009-10	15-1	2-1	17-2
2010-11	11-3	1-1	12-4
2011-12	11-7	---	11-7
2012-13	7-1	---	7-1
Totals	100-31	7-4	107-35

All-Time Scoring

Here is a list of the names **Erick Green** is approaching on the list of all-time leading scorers in Virginia Tech history.

Career Points

21. Carlos Dixon.....	1,348
22. Les Henson.....	1,334
23. Duke Thorpe.....	1,294
24. Bucky Keller.....	1,292
25. Keith Colbert.....	1,290
26. Erick Green	1,286

Career Double-Doubles

2008-09 Season

No active players

2009-10 Season

No active players

2010-11 Season

No active players

2011-12 Season

Jarell Eddie (1)

vs. BYU (12 pts./14 rebs.)*

2012-13 Season

Jarell Eddie (2)

vs. ETSU (17 pts./10 rebs.)

vs. Oklahoma State (15 pts./12 rebs.)

Cadarian Raines (2)

vs. Rhode Island (10 pts./12 rebs.)*

vs. VMI (14 pts./10 rebs.)

Erick Green (1)

at WestVirginia (23 pts./10 ast.)*

* - career highs at the time

Erick Green has scored in double figures in an ACC-best 17 consecutive games

Tech Talk Live

Tech Talk LIVE!, Presented by Geico is broadcast every Monday night at Bull & Bones Brewhaus and Grill at the First and Main complex in Blacksburg.

The radio program airs from 7-8 p.m. in front of a live audience, and can be heard on Virginia Tech IMG Sports Network radio affiliates throughout the region and on-line through Hokies All-Access.

Coach James Johnson appears on the program. Fans are encouraged to attend and can submit a question or comment via hokiesports.com



Radio Network

2011-12 Virginia Tech IMG Sports Network

Abingdon	WFHG-FM 92.7 FM
Blacksburg	WBRW-FM105.3 FM
Blackstone	WBBC-FM 93.5 FM
Bluefield, WV	WKOY-FM 100.9 FM
Bluefield, WV	WKEZ-AM 1240 AM
Bristol	WFHG-AM 980 AM
Charlottesville	WKAV-AM 1400 AM
Clifton Forge, Va	WJVR-FM 101.9 FM
Clincho	WDIC-AM 1430 AM
Clintwood	WDIC-FM 92.1 FM
Chatham/Gretna	WMNA-FM106.3 FM
Galax	WWWJ-AM1360 AM
Gate City	WGAT-AM 1050 AM
Harrisonburg	WSIG-FM 96.9 FM
Jacksonville, NC	WAVQ-AM1400 AM
Lebanon	WLRV-AM 1380 AM
Luray	WMXH-FM105.7 FM
Lynchburg	WLNI-FM 105.9 FM
Marion	WOLD-FM102.5 FM
Martinsville	WMVA-AM1450 AM
Morningside, MD	WHFS-AM 1580 AM
New Bern, NC	WWNB-AM1490 AM
New Bern, NC	WWNB-FM103.9 FM
Norfolk	WNIS-AM 790 AM
Onley	WESR-AM 1330 AM
Onley	WESR-FM 103.3 FM
Richmond	WRNL-AM 910 AM
Richmond*	WRVA-AM 1140 AM
Roanoke	WSNV-FM 93.5 FM
Staunton	WTON-AM1240 AM
Tazewell	WKQY-FM 100.1 FM
Warsaw	WNNT-FM107.5 FM
Warsaw	WNNT-AM 690 AM
Washington, DC	WJFK-FM 106.7 FM
White Stone	WIGO-FM 104.9 FM
Winchester	WINC-AM 1400 AM
Wytheville	WXBX-FM 95.3 FM

VT App

Virginia Tech basketball game broadcasts can be heard throughout the mid-Atlantic region on a network of radio stations and on SiriusXM Satellite radio ... Fans can also follow the action of the Virginia Tech IMG Sports Network on their iPhone, Android and BlackBerry devices ... The official mobile application of Virginia Tech athletics offers easy and instant access to up-to-the-minute news, scores, live game play-by-play, stats, schedules and rosters, streaming audio and more.

The free mobile application will include access to the following features:

HEADLINES

- LIVE GAME SCORING FROM GAMETRACKER (SUBJECT TO GAMETRACKER AVAILABILITY)
- PREVIOUS GAME AND NEXT GAME SCHEDULES AND SCORES
- LIVE SCORING UPDATES
- PLAY-BY-PLAY COVERAGE
- PLAYER AND TEAM STATS
- BOX SCORE
- ON-DEMAND VIDEO (SUBJECT TO VIDEO AVAILABILITY)
- SCHEDULES AND SCORES
- ROSTERS
- IN-APP ALERT SYSTEM
- SHARING VIA EMAIL AND FACEBOOK

Making Their Debuts

James Johnson is the 13th person to make their collegiate head coaching debut as a head coach at an Atlantic Coast Conference school ... The first was Horace "Bones" McKinney at Wake Forest in 1957 ... Among the others on this list are Jeff Jones, Vic Bubas, Bill Guthridge and the legendary Dean Smith ... One of the 12 other coaches, Sidney Lowe at NC State in 2006, had been an NBA head coach prior to making his collegiate debut.

Erick Green's 16-for-16 from the free throw line in the win over UNCG is the fourth-best performance at the charity stripe in ACC history.

Head Coach James Johnson

James Johnson begins his first season as Virginia Tech's head men's basketball coach. Director of Athletics Jim Weaver named Johnson to the position on May 1, 2012.

On Nov. 10, 2012, in his first game as a collegiate head coach, Johnson picked up his first head coaching victory, an 80-62 win over East Tennessee State in Cassell Coliseum. Johnson is now 9-5 as head coach of the Hokies. He is 1-0 against nationally-ranked teams.

No stranger to the Hokie Nation, Johnson spent the last five seasons on the men's basketball staff at Virginia Tech. He was an assistant coach from 2007-2011 before being promoted to associate head coach prior to last season. He had accepted an assistant coaches' position at Clemson on April 13 of this year, but returns to Blacksburg to take over the reins of the men's basketball program.

"I am very pleased to welcome James Johnson as the new head men's basketball coach at Virginia Tech," Weaver said. "He is an individual with 19 years of coaching experience, who has spent

the last five years here at Virginia Tech. He knows and has recruited most of our current players. We believe that he is the right person at this moment in time."

Johnson joined the Hokies following two seasons as an assistant at George Mason. While at Mason, he focused on organizing the team's defensive efforts in practice and games. The Patriots were a combined 45-23 in his two seasons and advanced to the 2006 NCAA Final Four.

Before GMU, Johnson spent two seasons as an assistant coach at Penn State. He was the recruitment coordinator for the Nittany Lions. Prior to Penn State, Johnson had a one-year stint as an assistant at the College of Charleston and he spent two years as an assistant at Elon.

"Virginia Tech and the Hokie Nation have a special place in my heart and I am blessed and excited for the opportunity to become the head basketball coach," Johnson said. "I look forward to working with a great group of young men and moving forward with this program."

Johnson, a native of Powhatan, Va.,



was a four-year player and three-year starter at Ferrum College. A three-time Defensive Player of the Year, he helped guide his team to two conference championships and a berth in the NCAA Division III Tournament. He was also voted his team's Most Valuable Player in 1993. In 2001, Johnson was selected as one of the Top 10 players in Ferrum basketball history. In September of 2009, Johnson was elected into the Ferrum College Athletic Hall of Fame.

After graduating from Ferrum with a bachelor of science in psychology in 1993, he immediately stepped into the coaching ranks at his alma mater and served as an assistant for two seasons. Johnson helped guide the Panthers to a regular-season conference title.


In 1995, Johnson moved on to Longwood College as an assistant and then spent one year at Hargrave Military Academy, where he worked with the post-graduate team. In 1997, he began a three-year run as an assistant at Old Dominion. Johnson is a member of the Black Coaches Association (BCA) and the National Association of Basketball Coaches (NABC). In March 2001, Rivals.com named Johnson one of the Top 20 Assistant Coaches at Mid-Major Division I Schools. He was a squad leader in the Army National Guard from 1989-91.



James Johnson is in his first season as the head coach of the Hokies. The Powhatan, Va., native spent the previous five seasons as an assistant coach for Virginia Tech.

The Last Time That...

Tech scored 100 points and won: 103-94, OT vs. Seton Hall, 1-2-10
Tech scored 100 points and lost: 100-104 2OT vs. Maryland, 2-27-10
Tech played in overtime: 66-65, OT, vs. Bradley, 12-22-12
Tech played in consecutive overtime games: 75-74 at Clemson, 2-8-06 & 77-81 at Virginia, 2-11-06
Tech played 2 OT: 100-104, 2OT vs. Maryland, 2-27-10
Tech played 3 OT: 86-90 at WVU, 2-2-83
Tech scored 100+ points: 102-77, vs. Georgia Tech, 2-13-11
Tech scored 90-99 points: 95-79, vs. Iowa, 11-27-12
Tech scored 80-89 points: 81-71, vs. Oklahoma State, 12-1-12
Tech scored 70-79 points: 71-94, at Maryland, 1-5-13
Tech scored 60-69 points: 66-65, OT, vs. Bradley, 12-22-12
Tech scored 50-59 points: 52-88, vs. Colorado State 12-23-12
Tech scored 40-49 points: 47-48 at Florida State, 2-16-12
Tech scored 30-39 points: 33-43 at East Carolina, 1966-67 season
Tech scored 20-29 points: 27-40 at McGuire Gen., 1945-46 season
Tech scored 10-19 points: 16-45 at Virginia, 1938-1939 season
Tech scored less than 10 points: 7-31 at W&L, 1922-1923 season
Tech allowed 100+ points: 100-104, 2OT vs. Maryland, 2-27-10
Tech allowed 90-99 points: 71-94, at Maryland, 1-5-13
Tech allowed 80-89 points: 52-88, vs. Colorado State 12-23-12
Tech allowed 70-79 points: 73-78, vs. Georgia Southern, 12-15-12
Tech allowed 60-69 points: 66-65, OT, vs. Bradley, 12-22-12
Tech allowed 50-59 points: 69-50, vs. Rhode Island, 11-12-12
Tech allowed 40-49 points: 70-49, vs. Mississippi Valley State, 12-10-12
Tech allowed 30-39 points: 99-34, vs. Mount St. Mary's, 1-2-11
Tech allowed 20-29 points: 31-25 vs. Richmond, 2-1-46
Tech allowed 10-19 points: 60-19 vs. Lynchburg College, 1-9-46
Tech allowed less than 10 points: 28-9 vs. Hampden-Sydney, 1-17-23
Largest margin of victory: 83 points vs. Randolph Macon Academy, 87-4, 1-10-11
Largest margin of victory in an ACC game: 29 points vs. Wake Forest, 94-65, 1-15-11
Two Tech players recorded double-doubles in a game: Jeff Allen (18 pts./15 rebs.) and Victor Davila (12 pts./10 rebs.) vs. Duke, 2-26-11
Two Tech players recorded double-doubles in consecutive games: vs. UNC, ACC Tournament, 3-13-09 and vs. Duquesne, NIT, 3-18-09
Tech player had five or more steals: Manny Atkins (5) vs. Mount St. Mary's, 1-2-11
Tech player had 10 or more assists in a game: Erick Green (10) at West Virginia, 12-8-12
Tech player had 20 or more rebounds in a game: Jeff Allen (21) vs. Longwood, 12-14-08
Two Tech players had double figures in rebounds: Victor Davila (10 rebounds) and Jeff Allen (15 rebounds) vs. Duke, 2-26-11
Two Tech players had five or more assists: Dorian Finney-Smith (5) & Tyrone Garland (5) vs. FIU, 11-15-11
Two Tech players scored 20 or more points: Erick Green (28 points) & Jarell Eddie (21 points) vs. Georgia Southern, 12-15-12
Two Tech players scored 20 or more points in consecutive games: Erick Green & Jarell Eddie 11-19-12 & 11-23-12
Tech player scored 30-39 points in a game: 31, Erick Green vs. Bradley, 12-22-12
Tech player scored 40-49 points in a game: 41, Dorenzo Hudson vs. Seton Hall, 1-2-10
Tech player scored 50+ points in a game: 51, Bimbo Coles vs. Southern Miss., 2-6-88
Tech defeated a ranked opponent on the road: 80-77 at No. 12/13 Clemson, 2-25-09
Tech defeated a ranked opponent at home: 81-71, vs. No. 15/17 Oklahoma State, 12-1-12
Tech player had consecutive double-doubles: Cadarian Raines, 11-12-12 & 11-15-12
Tech player had six consecutive double-doubles: Jeff Allen, 1-30-11, 2-2-11, 2-5-11, 2-13-11, 2-15-11 & 2-19-11
Tech player had seven consecutive double-doubles: Jeff Allen, 1-25-11, 1-30-11, 2-2-11, 2-5-11, 2-13-11, 2-15-11 & 2-19-11
Tech held opponent without a double-figure scorer: 65-47 vs. Miami, ACC Tournament, 3-12-09
Tech had five players score in double figures: vs. Iowa, 11-27-12
Tech had six players score in double figures: vs. Wake Forest, 1-15-11
Tech did not make a three-point field goal: at Providence, 2-1-03
Tech's opponent did not make a three-point field goal: at NC State, 2-10-10
Tech did not shoot a free throw in the first half: vs. Purdue, 12-1-10
Tech did not shoot a free throw in the second half: vs. Virginia, 12-5-10
Tech allowed a triple-double: Iman Shumpert (22 pts., 12 rebs., 11 assists), at Georgia Tech, 1-25-11
Tech allowed fewer than 10 points in a half: 9 points, vs. Eastern Michigan, 12-22-11



ERICK GREEN

SENIOR • GUARD • 6-4 • 185
WINCHESTER, VA. • PAUL VI

#11



SEASON STATISTICS

SEASON/CAREER GAME HIGHS

Opponent	Min	FG-A-%	3FG-A-%	FT-A-%	O-D-T	A	TO	Blk	Stl	Pts
EAST TENNESSEE ST.	34	6-11-.545	1-4-.250	8-12-.667	0-2-2	6	1	0	2	21
RHODE ISLAND	34	8-15-.533	4-7-.571	5-8-.625	0-3-3	4	3	0	2	25
VMI	33	9-13-.692	1-1-1.000	4-4-1.000	1-3-4	6	1	0	3	23
at UNC Greensboro	38	4-15-.267	2-4-.500	16-16-1.000	0-3-3	6	2	1	1	26
APPALACHIAN STATE	36	8-16-.500	0-5-.000	11-11-1.000	0-4-4	4	2	0	2	27
IOWA#	39	8-15-.533	0-4-.000	8-9-.889	0-5-5	5	2	0	2	24
15/17 OKLAHOMA STATE	26	6-10-.600	4-7-.571	12-13-.923	0-7-7	0	3	0	0	28
at West Virginia	37	8-19-.421	2-5-.400	5-5-1.000	1-3-4	10	0	0	2	23
MISSISSIPPI VALLEY STATE!	33	8-13-.615	1-2-.500	6-6-1.000	0-5-5	4	2	0	2	23
GEORGIA SOUTHERN!	38	12-22-.545	0-4-.000	4-4-1.000	1-6-7	4	4	0	2	28
vs. Bradley^	41	11-20-.550	2-4-.500	7-11-.636	0-8-8	2	5	0	1	31
vs. Colorado State^	36	10-21-.476	2-7-.286	4-5-.800	2-3-5	3	5	0	1	26
vs. BYU	31	4-17-.235	0-5-.000	4-6-.667	0-1-1	6	2	0	1	12
at Maryland*	37	8-18-.444	2-2-1.000	10-11-.909	1-2-3	2	2	0	2	28
BOSTON COLLEGE*										
at Georgia Tech*										
WAKE FOREST*										
VIRGINIA*										
at Clemson*										
MIAMI*										
at North Carolina*										
MARYLAND*										
GEORGIA TECH*										
at Virginia*										
at NC State*										
DUKE*										
FLORIDA STATE*										
at Miami*										
CLEMSON*										
at Duke*										
at Wake Forest*										

* - ACC games; # - ACC/Big Ten Challenge; ! - Continental Tire Las Vegas Classic - Blacksburg, Va.;
^ - Continental Tire Las Vegas Classic - Las Vegas, Nev.

POINTS

Season	31 vs Bradley (12/22/12)
Career	31 vs Bradley (12/22/12)
ACC	28 at Maryland (1/5/13)

MINUTES PLAYED

Season	41 vs Bradley (12/22/12)
Career	43 vs Georgia Tech (2/18/12)
ACC	43 vs Georgia Tech (2/18/12)

FIELD GOALS MADE

Season	12 vs GSU (12/15/12)
Career	12 at Md (1/20/10), vs GSU (12/15/12)
ACC	12 at Maryland (1/20/10)

FIELD GOAL ATTEMPTS

Season	22 vs GSU (12/15/12)
Career	22 vs GSU (12/15/12)
ACC	21 at Maryland (1/28/12)

3-PT FIELD GOALS MADE

Season	4 vs URI (11/12/12), vs Ok St (12/1/12)
Career	4, 4x, last vs Ok St (12/1/12)
ACC	3 vs Georgia Tech (2/13/11)

3-PT FIELD GOAL ATTEMPTS

Season	7 vs URI (11/12/12), vs Ok St (12/1/12)
Career	8 at Minn. (11/30/11), vs UNC (1/19/12)
ACC	8 vs UNC (1/19/12)

FREE THROWS MADE

Season	16 at UNCG (11/19/12)
Career	16 at UNCG (11/19/12)
ACC	10 vs FSU (1/10/12), at MD (1/5/13)

FREE THROW ATTEMPTS

Season	16 at UNCG (11/19/12)
Career	16 at UNCG (11/19/12)
ACC	11 at Maryland (1/5/13)

REBOUNDS

Season	8 vs Bradley (12/22/12)
Career	8 vs Bradley (12/22/12)
ACC	7 at WF (1/7), vs Duke (2/2/12)

ASSISTS

Season	10 at WVU (12/8/12)
Career	10 at WVU (12/8/12)
ACC	6, 3x, last at Wake Forest (1/7/12)

BLOCKS

Season	1 at UNCG (11/19/12)
Career	2 vs VMI (12/9/09), at NC State (2/2/11)
ACC	2 at NC State (2/2/11)

STEALS

Season	3 vs VMI (11/15/12)
Career	5 vs UNCG (11/21/10), vs SBU (12/23/10)
ACC	4, 4x, last at Florida State (2/16/12)



2012-2013 NOTES

Scored 21 points and dished out six assists in season opener against ETSU ... Matched previous career high with 25 points against Rhode Island ... Made it three straight games with 20-plus points to open the season as he scored 23 points and dished out six assists against VMI ... Went an impressive 16-for-16 from the free throw line as part of a 26-point outing, also adding six assists at UNC Greensboro ... Scored 27 points against Appalachian State ... Put up 24 points, 16 of which came in the second half, also adding five rebounds and five assists to help the Hokies past Iowa ... Scored 28 points and added seven boards in just 26 minutes of play against Oklahoma State ... Was named Co-ACC Player of the Week for his performances against Iowa and Oklahoma State ... Earned first-career double-double with 23 points and a career-high 10 assists at West Virginia ... Continued scoring streak with 23 points, also adding five rebounds and four assists, against Mississippi Valley State ... Scored 28 points and grabbed seven rebounds against Georgia Southern ... Posted a career-high 31 points, also adding eight boards in the overtime win over Bradley ... Scored 26 points and added five rebounds against Colorado State ... Scored 12 points and dished out six assists at BYU ... Led the team with 28 points in the ACC opener at Maryland.

CAREER STATISTICS

Year	GP-GS	Min-Avg.	FGM-FGA-Pct.	3FG-FGA-Pct.	FTM-FTA-Pct.	Off.-Def.	Reb-Avg.	A-TO	Blk	Stl	TP-Avg.
09-10	34-1	427-12.6	29-99-.293	11-40-.275	19-28-.679	7-24	31-0.9	31-25	7	17	88-2.6
10-11	32-26	988-30.9	132-319-.414	26-105-.248	80-103-.777	19-54	73-2.3	86-38	9	56	370-11.6
11-12	31-30	1071-34.5	170-388-.438	42-112-.375	101-122-.828	18-83	101-3.3	88-46	4	41	483-15.6
12-13	14-14	487-34.8	110-225-.489	21-61-.344	104-121-.860	6-55	61-4.4	62-34	1	23	345-24.6
Career	111-71	2973-26.8	441-1031-.428	100-318-.314	304-374-.813	50-216	266-2.4	267-143	21	137	1286-11.6

CADARIAN RAINES

R-JUNIOR • FORWARD • 6-9 • 238
PETERSBURG, VA. • PETERSBURG

#4



SEASON STATISTICS

Opponent	Min	FG-A-%	3FG-A-%	FT-A-%	O-D-T	A	TO	Blk	Stl	Pts
EAST TENNENSSEE ST.	22	3-9-.333	0-0-.000	3-4-.750	2-2-4	0	0	0	0	9
RHODE ISLAND	28	4-4-1.000	0-0-.000	2-3-.667	5-7-12	2	1	1	0	10
VMI	20	6-9-.667	0-0-.000	2-3-.667	6-4-10	0	0	0	1	14
at UNC Greensboro	27	3-8-.375	0-0-.000	3-4-.750	3-6-9	0	3	1	1	9
APPALACHIAN STATE	18	1-3-.333	0-0-.000	1-3-.333	0-2-2	0	3	1	1	3
IOWA#	27	2-4-.500	0-0-.000	5-6-.833	2-4-6	0	1	2	0	9
15/17 OKLAHOMA STATE	32	4-8-.500	0-0-.000	2-3-.333	2-4-6	1	1	2	0	6
at West Virginia	30	4-8-.500	0-0-.000	0-2-.000	5-3-8	0	0	0	1	8
MISSISSIPPI VALLEY STATE!	12	0-4-.000	0-0-.000	0-0-.000	4-0-4	1	2	1	0	0
GEORGIA SOUTHERN!	12	0-1-.000	0-0-.000	0-0-.000	1-2-3	0	0	0	0	0
vs. Bradley^	34	6-11-.545	0-0-.000	4-6-.667	5-4-9	2	5	3	0	16
vs. Colorado State^	21	1-2-.500	0-0-.000	0-0-.000	1-3-4	0	3	1	0	2
vs. BYU	22	0-2-.000	0-0-.000	0-6-.000	2-3-5	0	1	0	1	0
at Maryland*	25	4-7-.571	0-0-.000	0-3-.000	7-6-13	0	2	1	0	8
BOSTON COLLEGE*										
at Georgia Tech*										
WAKE FOREST*										
VIRGINIA*										
at Clemson*										
MIAMI*										
at North Carolina*										
MARYLAND*										
GEORGIA TECH*										
at Virginia*										
at NC State*										
DUKE*										
FLORIDA STATE*										
at Miami*										
CLEMSON*										
at Duke*										
at Wake Forest*										

*- ACC games; # - ACC/Big Ten Challenge; !-Continental Tire Las Vegas Classic- Blacksburg, Va.;
^ - Continental Tire Las Vegas Classic - Las Vegas, Nev.

SEASON/CAREER GAME HIGHS

POINTS	
Season	16 vs Bradley (12/22/12)
Career	16 at Duke (2/25/12), vs BU (12/22/12)
ACC	16 at Duke (2/25/12)

MINUTES PLAYED	
Season	34 vs Bradley (12/22/12)
Career	39 at Duke (2/25/12)
ACC	39 at Duke (2/25/12)

FIELD GOALS MADE	
Season	6 vs VMI (11/15/12), vs BU (12/22/12)
Career	7 at Duke (2/25/12)
ACC	7 at Duke (2/25/12)

FIELD GOAL ATTEMPTS	
Season	11 vs Bradley (12/22/12)
Career	12 at Clemson (3/1/12)
ACC	12 at Clemson (3/1/12)

3-PT FIELD GOALS MADE	
Season	N/A
Career	N/A
ACC	N/A

3-PT FIELD GOAL ATTEMPTS	
Season	N/A
Career	N/A
ACC	N/A

FREE THROWS MADE	
Season	5 vs Iowa (11/27/12)
Career	5 vs GT (2/18/12), vs Iowa (11/27/12)
ACC	5 vs Georgia Tech (2/18/12)

FREE THROW ATTEMPTS	
Season	6 vs Iowa (11/27/12)
Career	8 vs Georgia Tech (2/18/12)
ACC	8 vs Georgia Tech (2/18/12)

REBOUNDS	
Season	13 at Maryland (1/5/13)
Career	13 at Maryland (1/5/13)
ACC	13 at Maryland (1/5/13)

ASSISTS	
Season	2 vs URI (11/12/12), vs BU (12/22/12)
Career	2, 5x last vs Bradley (12/22/12)
ACC	2 vs Georgia Tech (2/18/12)

BLOCKS	
Season	3 vs Bradley (12/22/12)
Career	5 vs UMBC (12/22/09)
ACC	2 at Duke (2/25/12)

STEALS	
Season	1, 4x, last at WVU (12/8/12)
Career	3 at Rhode Island (12/7/11)
ACC	2 vs GT (2/18), vs NC State (3/4/12)



2012-2013 NOTES

Scored nine points and grabbed four rebounds in the season opener against ETSU ... Notched a double-double with 10 points and 12 boards against Rhode Island ... Made it back-to-back double-doubles with 14 points and 10 rebounds against VMI ... Brought down nine rebounds and put up nine points at UNC Greensboro ... Scored nine points and grabbed six rebounds against Iowa ... Tallied six points and six rebounds in the win over Oklahoma State ... Had eight points and grabbed eight rebounds at West Virginia ... Scored a career-high 16 points and grabbed nine rebounds in the overtime win over Bradley ... Brought down five rebounds at BYU ... Grabbed a career-high 13 rebounds and scored eight points in the ACC opener at Maryland.

CAREER STATISTICS

Year	GP-GS	Min-Avg.	FGM-FGA-Pct.	3FG-FGA-Pct.	FTM-FTA-Pct.	Off.-Def.	Reb-Avg.	A-TO	Blk	Stl	TP-Avg.
09-10	21-0	165-7.9	12-34-.353	0-0-.000	7-14-.500	20-17	37-1.8	3-6	16	4	31-1.5
10-11	4-0	21-5.3	1-4-.250	0-0-.000	0-0-.000	1-1	2-0.5	0-0	1	0	2-0.5
11-12	31-9	560-18.1	78-149-.523	0-0-.000	24-48-.500	57-64	121-3.9	13-24	24	22	180-5.8
12-13	14-14	332-23.7	38-80-.475	0-0-.000	22-43-.512	45-50	95-6.8	6-22	13	5	98-7.0
Career	72-23	1138-15.8	134-279-.480	0-0-.000	58-113-.513	129-135	264-3.7	22-53	55	32	326-4.5

JARELL EDDIE

JUNIOR • FORWARD • 6-7 • 209
CHARLOTTE, N.C. • THE CANNON SCHOOL

#31



SEASON STATISTICS

SEASON/CAREER GAME HIGHS

Opponent	Min	FG-A-%	3FG-A-%	FT-A-%	O-D-T	A	TO	Blk	Stl	Pts
EAST TENNESSEE ST.	37	6-12-.500	3-7-.429	2-2-1.000	1-9-10	2	3	0	1	17
RHODE ISLAND	35	4-11-.364	1-4-.250	0-0-.000	1-7-8	3	2	2	0	9
VMI	28	6-11-.545	3-6-.500	2-2-1.000	0-8-8	3	4	1	2	17
at UNC Greensboro	34	7-9-.778	5-5-1.000	9-10-.900	0-5-5	2	2	3	0	28
APPALACHIAN STATE	35	7-9-.778	4-5-.800	5-6-.833	0-2-2	0	3	1	0	23
IOWA#	34	4-11-.364	1-4-.250	2-2-1.000	0-7-7	3	2	0	3	11
15/17 OKLAHOMA STATE	34	5-14-.357	2-5-.400	3-3-1.000	3-9-12	4	2	1	2	12
at West Virginia	20	2-5-.400	1-3-.333	0-0-.000	0-2-2	2	2	1	0	5
MISSISSIPPI VALLEY STATE!	26	2-7-.290	0-0-.000	4-7-.571	3-7-10	0	3	1	0	8
GEORGIA SOUTHERN!	34	6-19-.316	3-13-.231	6-7-.857	4-4-8	0	2	1	0	21
vs. Bradley^	37	5-14-.357	2-8-.250	0-0-.000	2-3-5	0	3	0	0	12
vs. Colorado State^	25	4-10-.400	2-4-.500	0-0-.000	2-3-5	0	2	1	0	10
vs. BYU	30	5-12-.417	1-4-.250	6-6-1.000	2-5-7	2	2	2	0	17
at Maryland*	30	2-12-.167	0-6-.000	1-1-1.000	0-2-2	1	0	0	0	5
BOSTON COLLEGE*										
at Georgia Tech*										
WAKE FOREST*										
VIRGINIA*										
at Clemson*										
MIAMI*										
at North Carolina*										
MARYLAND*										
GEORGIA TECH*										
at Virginia*										
at NC State*										
DUKE*										
FLORIDA STATE*										
at Miami*										
CLEMSON*										
at Duke*										
at Wake Forest*										

* - ACC games; # - ACC/Big Ten Challenge; ! - Continental Tire Las Vegas Classic - Blacksburg, Va.;
^ - Continental Tire Las Vegas Classic - Las Vegas, Nev.

POINTS

Season	28 at UNCG (11/19/12)
Career	28 at UNCG (11/19/12)
ACC	17 at Wake Forest (2/22/11)

MINUTES PLAYED

Season	37 vs ETSU (11/10/12), vs BU (12/22/12)
Career	37, 4x, last vs Bradley (12/22/12)
ACC	37 at Virginia (1/22/12)

FIELD GOALS MADE

Season	7 at UNCG (11/19/12), vs ASU (11/23/12)
Career	7 at UNCG (11/19/12), vs ASU (11/23/12)
ACC	6 at Wake Forest (2/22/11)

FIELD GOAL ATTEMPTS

Season	19 vs GSU (12/15/12)
Career	19 vs GSU (12/15/12)
ACC	12, 3x, last at Maryland (1/5/13)

3-PT FIELD GOALS MADE

Season	5 at UNCG (11/19/12)
Career	5 vs NSU (12/11/11), at UNCG (11/19/12)
ACC	4 at WF (1/7/12), vs UNC (1/19/12)

3-PT FIELD GOAL ATTEMPTS

Season	13 vs GSU (12/15/12)
Career	13 vs GSU (12/15/12)
ACC	7 vs North Carolina (1/19/12)

FREE THROWS MADE

Season	9 at UNCG (11/19/12)
Career	9 at UNCG (11/19/12)
ACC	6 vs Georgia Tech (2/18/12)

FREE THROW ATTEMPTS

Season	10 at UNCG (11/19/12)
Career	10 at UNCG (11/19/12)
ACC	7 at Maryland (1/28/12)

REBOUNDS

Season	12 vs Oklahoma State (12/1/12)
Career	14 vs BYU (1/25/12)
ACC	10 at Virginia (1/22/12)

ASSISTS

Season	4 vs Oklahoma State (12/1/12)
Career	5 vs Syracuse (11/23/11), vs BYU (1/25/12)
ACC	4 vs Georgia Tech (2/18/12)

BLOCKS

Season	3 at UNCG (11/19/12)
Career	3 at K-State(11/16/10), at UNCG (11/19/12)
ACC	2 vs Clemson (2/4/12)

STEALS

Season	3 vs Iowa (11/27/12)
Career	3 vs Iowa (11/27/12)
ACC	2 at BC (1/14), vs GT (2/18/12)



2012-2013 NOTES

Began the season with a double-double, scoring 17 points and grabbing 10 rebounds against ETSU ... Scored nine points and brought down eight rebounds against Rhode Island ... Put up 17 points and grabbed eight boards against VMI ... Notched a new career high after going a perfect 5-for-5 from beyond the arc and 9-for-10 from the free throw line to score 28 at UNC Greensboro ... Put up 23 points in the win over Appalachian State ... Scored 11 points and grabbed seven rebounds, also adding three steals against Iowa ... Earned a double-double with 12 points and 12 boards, also adding four assists against Oklahoma State ... Brought down 10 rebounds and added eight points against Mississippi Valley State ... Scored 21 points and brought down eight rebounds against Georgia Southern ... Scored 12 points and brought down five rebounds in the overtime win over Bradley ... Put up 10 points and brought down five rebounds against Colorado State ... Led the team with 17 points, also adding seven rebounds at BYU.


CAREER STATISTICS

Year	GP-GS	Min-Avg.	FGM-FGA-Pct.	3FG-FGA-Pct.	FTM-FTA-Pct.	Off.-Def.	Reb-Avg.	A-TO	Blk	Stl	TP-Avg.
10-11	27-0	295-10.9	25-68-.368	7-32-.819	22-32-.688	18-41	59-2.2	13-17	9	4	79-2.9
11-12	31-30	853-27.5	91-209-.435	52-116-.448	55-64-.859	17-140	157-5.1	44-45	14	16	289-9.3
12-13	14-14	440-31.4	65-156-.417	28-74-.378	40-46-.870	18-73	91-6.5	22-32	14	8	198-14.1
Career	74-46	1635-22.1	183-443-.413	89-228-.390	121-146-.829	53-256	309-4.2	81-96	37	29	576-7.8

ROBERT BROWN

SOPHOMORE • GUARD • 6-5 • 190
CLERMONT, FLA. • HARGRAVE MIL. ACAD.

#1



SEASON STATISTICS

Opponent	Min	FG-A-%	3FG-A-%	FT-A-%	O-D-T	A	TO	Blk	Stl	Pts
EAST TENNESSEE ST.	32	6-12-.500	4-7-.571	0-2-.000	0-2-2	5	1	0	1	16
RHODE ISLAND	32	5-12-.417	1-4-.250	1-2-.500	0-4-4	4	2	1	1	12
VMI	24	4-12-.333	2-6-.333	1-2-.500	0-4-4	4	4	0	0	11
at UNC Greensboro	30	3-7-.429	3-5-.600	1-2-.500	0-2-2	3	2	1	0	10
APPALACHIAN STATE	25	2-8-.250	0-3-.000	5-6-.833	0-2-2	6	3	1	1	9
IOWA#	38	6-8-.750	1-2-.500	5-5-1.000	0-0-0	2	1	1	1	18
15/17 OKLAHOMA STATE	31	7-15-.467	0-1-.000	4-7-.571	2-4-6	0	1	1	1	6
at West Virginia	38	9-19-.473	2-7-.286	1-1-1.000	0-3-3	1	3	2	0	21
MISSISSIPPI VALLEY STATE!	23	2-9-.222	0-2-.000	0-0-.000	2-2-4	2	1	0	1	4
GEORGIA SOUTHERN!	25	1-7-.142	1-4-.250	1-2-.500	1-1-2	2	3	0	1	4
vs. Bradley^	31	1-6-.167	0-3-.000	0-0-.000	0-2-2	4	4	0	1	2
vs. Colorado State^	21	0-8-.000	0-3-.000	0-2-.000	1-2-3	0	3	0	0	0
vs. BYU	28	5-12-.417	0-4-.000	3-4-.750	0-5-5	1	2	0	1	13
at Maryland*	33	4-15-.267	1-6-.167	2-4-.500	0-2-2	1	4	0	0	11
BOSTON COLLEGE*										
at Georgia Tech*										
WAKE FOREST*										
VIRGINIA*										
at Clemson*										
MIAMI*										
at North Carolina*										
MARYLAND*										
GEORGIA TECH*										
at Virginia*										
at NC State*										
DUKE*										
FLORIDA STATE*										
at Miami*										
CLEMSON*										
at Duke*										
at Wake Forest*										

*- ACC games; # - ACC/Big Ten Challenge; !-Continental Tire Las Vegas Classic- Blacksburg, Va.;
^ - Continental Tire Las Vegas Classic - Las Vegas, Nev.

2012-2013 NOTES

Dropped 15 points and dished out five assists in the season opener against ETSU ... Scored 12 points and added four assists and four boards against Rhode Island ... Made it three straight games with double-digit scoring after scoring 11 points and dishing out four assists against VMI ... Continued his double-digit scoring streak with 10 points at UNC Greensboro ... Dished out a career-high six assists and added nine points against Appalachian State ... Tallied 18 points in the win over Iowa ... Matched a career high with six rebounds, also scoring six points in the win over Oklahoma State ... Had a career-high 21 points and two blocks at West Virginia ... Scored 13 points and brought down five rebounds at BYU ... Scored 11 points in the ACC opener at Maryland.

SEASON/CAREER GAME HIGHS

POINTS

Season	21 at WVU (12/8/12)
Career	21 at WVU (12/8/12)
ACC	12 vs North Carolina (1/19/12)

MINUTES PLAYED

Season	38 vs Iowa (11/27/12), at WVU (12/8/12)
Career	38 vs Iowa (11/27/12), at WVU (12/8/12)
ACC	33 at UVa (1/22/12), at MD (1/5/13)

FIELD GOALS MADE

Season	9 at WVU (12/8/12)
Career	9 at WVU (12/8/12)
ACC	5 vs North Carolina (1/19/12)

FIELD GOAL ATTEMPTS

Season	19 at WVU (12/8/12)
Career	19 at WVU (12/8/12)
ACC	15 vs UNC (1/19/12), at MD (1/5/13)

3-PT FIELD GOALS MADE

Season	4 vs ETSU (11/10/12)
Career	4 vs ETSU (11/10/12)
ACC	2, 4x, last vs Georgia Tech (2/18/12)

3-PT FIELD GOAL ATTEMPTS

Season	7 vs ETSU (11/10/12), at WVU (12/8/12)
Career	10 vs Kansas State (12/4/11)
ACC	7 vs North Carolina (1/19/12)

FREE THROWS MADE

Season	5 vs ASU (11/23/12), vs Iowa (11/27/12)
Career	6 vs Monmouth (1/14/11)
ACC	2 vs UVa (2/21/12), at MD (1/5/13)

FREE THROW ATTEMPTS

Season	7 vs Oklahoma State (12/1/12)
Career	7 vs Oklahoma State (12/1/12)
ACC	4 vs Virginia (2/21/12), at MD (1/5/13)

REBOUNDS

Season	6 vs Oklahoma State (12/1/12)
Career	6 vs BC (2/12/12), vs Ok St (12/1/12)
ACC	6 vs Boston College (2/12/12)

ASSISTS

Season	6 vs App. State (11/23/12)
Career	6 vs App. State (11/23/12)
ACC	5 at Virginia (1/22/12)

BLOCKS

Season	2 at WVU (12/8/12)
Career	2 at WVU (12/8/12)
ACC	1, 4x, last vs NC State (3/4/12)

STEALS

Season	1, 9x, last at BYU (12/29/12)
Career	2, 6x, last at Clemson (3/1/12)
ACC	2 at UVa (1/22), at Clemson (3/1/12)



CAREER STATISTICS

Year	GP-GS	Min-Avg.	FGM-FGA-Pct.	3FG-FGA-Pct.	FTM-FTA-Pct.	Off.-Def.	Reb-Avg.	A-TO	Blk	Stl	TP-Avg.
11-12	31-4	684-22.1	73-206-.354	33-105-.314	26-42-.619	12-46	58-1.9	60-43	11	24	205-6.6
12-13	14-14	405-29.0	55-150-.367	15-57-.263	24-39-.615	6-35	41-2.9	35-34	7	9	149-10.6
Career	47-18	1141-24.3	135-371-.364	51-170-.300	52-84-.619	19-90	109-2.3	99-83	18	34	373-7.9

C.J. BARKSDALE

SOPHOMORE • FORWARD • 6-8 • 232
DANVILLE, VA. • HARGRAVE MIL. ACAD.

#42



SEASON STATISTICS

Opponent	Min	FG-A-%	3FG-A-%	FT-A-%	O-D-T	A	TO	Blk	Stl	Pts
EAST TENNESSEE ST.	17	0-1-.000	0-0-.000	0-0-.000	0-3-3	1	2	0	0	0
RHODE ISLAND	12	1-3-.333	0-0-.000	0-0-.000	0-1-1	1	0	0	0	2
VMI	25	4-8-.500	0-0-.000	3-4-.750	1-5-6	1	0	0	0	11
at UNC Greensboro	22	1-4-.250	0-0-.000	3-4-.750	1-5-6	1	2	2	0	5
APPALACHIAN STATE	25	3-5-.600	0-0-.000	4-4-1.000	3-4-7	2	1	0	2	10
IOWA#	24	5-7-.714	0-0-.000	1-1-1.000	2-5-7	0	0	1	0	11
15/17 OKLAHOMA STATE	13	0-1-.000	0-0-.000	0-0-.000	0-1-1	2	0	0	1	0
at West Virginia	33	3-4-.750	0-0-.000	0-0-.000	3-5-8	0	1	3	0	6
MISSISSIPPI VALLEY STATE!	19	2-5-.600	0-0-.000	0-0-.000	1-2-3	1	0	1	0	6
GEORGIA SOUTHERN!	34	5-8-.625	0-0-.000	0-0-.000	5-4-9	0	1	2	1	10
vs. Bradley^	18	0-1-.000	0-0-.000	0-0-.000	0-1-1	0	1	0	0	0
vs. Colorado State^	20	2-4-.500	0-0-.000	0-2-.000	3-2-5	0	0	0	0	4
vs. BYU	8	1-1-1.000	0-0-.000	0-0-.000	0-0-0	0	1	1	0	0
at Maryland*		-- DNP --								
BOSTON COLLEGE*										
at Georgia Tech*										
WAKE FOREST*										
VIRGINIA*										
at Clemson*										
MIAMI*										
at North Carolina*										
MARYLAND*										
GEORGIA TECH*										
at Virginia*										
at NC State*										
DUKE*										
FLORIDA STATE*										
at Miami*										
CLEMSON*										
at Duke*										
at Wake Forest*										

* - ACC games; # - ACC/Big Ten Challenge; ! - Continental Tire Las Vegas Classic - Blacksburg, Va.;
^ - Continental Tire Las Vegas Classic - Las Vegas, Nev.

2012-2013 NOTES

Grabbed three rebounds in the season opener against ETSU ... Scored in double figures for the first time in his career with 11 point, also bringing down six rebounds against VMI ... Grabbed six boards and scored five points, also blocking two shots at UNC Greensboro ... Scored 10 points and brought down seven rebounds against Appalachian State ... Put up 11 points and grabbed seven boards in the win over Iowa ... Had a career-high three blocks, also adding six points and eight boards at West Virginia ... Neared a double-double with 10 points and nine boards against Georgia Southern ... Grabbed five rebounds against Colorado State.

SEASON/CAREER GAME HIGHS

POINTS

Season 11 vs VMI (11/15/12), vs Iowa (11/27/12)
Career 11 vs VMI (11/15/12), vs Iowa (11/27/12)
ACC 8 vs Georgia Tech (2/18/12)

MINUTES PLAYED

Season 34 vs GSU (12/15/12)
Career 34 vs GSU (12/15/12)
ACC 20 at BC (1/14), vs GT (2/18/12)

FIELD GOALS MADE

Season 5 vs Iowa (11/27/12), vs GSU (12/15/12)
Career 5 vs Iowa (11/27/12), vs GSU (12/15/12)
ACC 3 vs Georgia Tech (2/18/12)

FIELD GOAL ATTEMPTS

Season 8 vs VMI (11/15/12), vs GSU (12/15/12)
Career 8, 3x, last vs GSU (12/15/12)
ACC 8 vs Florida State (1/10/12)

3-PT FIELD GOALS MADE

Season N/A
Career N/A
ACC N/A

3-PT FIELD GOAL ATTEMPTS

Season N/A
Career N/A
ACC N/A

FREE THROWS MADE

Season 4 vs App. State (11/23/12)
Career 4, 3x, last vs App. State (11/23/12)
ACC 4 at Boston College (1/14/12)

FREE THROW ATTEMPTS

Season 4, 3x, last vs App. State (11/23/12)
Career 6 at Boston College (1/14/12)
ACC 6 at Boston College (1/14/12)

REBOUNDS

Season 9 vs GSU (12/15/12)
Career 10 vs Eastern Michigan (12/22/11)
ACC 4 at BC (1/14), vs GT (2/18/12)

ASSISTS

Season 2 vs ASU (11/23/12), vs Ok St (12/1/12)
Career 2, 4x, last vs Ok St (12/1/12)
ACC 1, 3x, last vs Boston College (2/12/12)

BLOCKS

Season 3 at WVU (12/8/12)
Career 3 at WVU (12/8/12)
ACC N/A

STEALS

Season 2 vs App. State (11/23/12)
Career 2, 3x, last vs App. State (11/23/12)
ACC 2 vs Florida State (1/10/12)



CAREER STATISTICS

Year	GP-GS	Min-Avg.	FGM-FGA-Pct.	3FG-FGA-Pct.	FTM-FTA-Pct.	Off.-Def.	Reb.-Avg.	A-TO	Blk	Stl	TP-Avg.
11-12	30-1	356-11.9	30-68-.441	0-0-.000	27-36-.750	37-44	81-2.7	9-12	8	8	87-2.9
12-13	13-13	263-20.2	28-52-.538	0-0-.000	11-15-.733	19-38	57-4.4	9-9	10	4	67-5.2
Career	45-14	642-14.3	58-124-.468	0-0-.000	38-51-.745	58-85	143-3.2	18-23	18	12	154-3.4

MARQUIS RANKIN

SOPHOMORE • GUARD • 6-1 • 165
CHARLOTTE, N.C. • HARGRAVE MIL. ACAD.

#10



SEASON STATISTICS

Opponent	Min	FG-A-%	3FG-A-%	FT-A-%	O-D-T	A	TO	Blk	Stl	Pts
EAST TENNESSEE ST.		--- DNP ---								
RHODE ISLAND		--- DNP ---								
VMI	3	0-0-.000	0-0-.000	0-0-.000	0-0-0	0	2	0	0	0
at UNC Greensboro	8	1-1-1.000	0-0-.000	0-0-.000	0-0-0	0	0	0	0	2
APPALACHIAN STATE	20	0-1-.000	0-1-.000	0-2-.000	0-0-0	2	0	0	1	0
IOWA#	8	2-3-.333	1-2-.500	0-0-.000	0-0-0	2	1	0	0	5
15/17 OKLAHOMA STATE	20	0-1-.000	0-1-.000	0-0-.000	0-0-0	0	3	0	0	0
at West Virginia	25	0-5-.000	0-2-.000	0-0-.000	0-4-4	2	0	0	0	0
MISSISSIPPI VALLEY STATE!	19	3-4-.750	1-1-1.000	3-3-1.000	0-2-2	1	1	1	1	10
GEORGIA SOUTHERN!	21	2-5-.400	1-3-.333	0-0-.000	2-0-2	0	0	0	0	5
vs. Bradley^	24	0-1-.000	0-0-.000	0-0-.000	0-1-1	1	3	0	1	0
vs. Colorado State^	23	1-4-.250	1-4-.250	0-0-.000	0-0-0	1	0	0	0	3
vs. BYU	14	0-2-.000	0-2-.000	2-2-1.000	0-0-0	0	0	0	0	2
at Maryland*	24	1-5-.200	1-3-.333	0-0-.000	1-2-3	3	1	0	3	3
BOSTON COLLEGE*										
at Georgia Tech*										
WAKE FOREST*										
VIRGINIA*										
at Clemson*										
MIAMI*										
at North Carolina*										
MARYLAND*										
GEORGIA TECH*										
at Virginia*										
at NC State*										
DUKE*										
FLORIDA STATE*										
at Miami*										
CLEMSON*										
at Duke*										
at Wake Forest*										

*- ACC games; # - ACC/Big Ten Challenge; !-Continental Tire Las Vegas Classic- Blacksburg, Va.;
^ - Continental Tire Las Vegas Classic - Las Vegas, Nev.

SEASON/CAREER GAME HIGHS

POINTS

Season 10 vs MVSU (12/10/12)
Career 10 vs MVSU (12/10/12)
ACC 8, 3x, last vs Virginia (2/21/12)

MINUTES PLAYED

Season 25 at WVU (12/8/12)
Career 25 at WVU (12/8/12)
ACC 24 at Maryland (1/5/13)

FIELD GOALS MADE

Season 3 vs MVSU (12/10/12)
Career 3, 3x, last vs MVSU (12/10/12)
ACC 3 vs Duke (2/2), vs Clemson (2/4/12)

FIELD GOAL ATTEMPTS

Season 5, 3x, last at Maryland (1/5/13)
Career 8 at Boston College (1/14/12)
ACC 8 at Boston College (1/14/12)

3-PT FIELD GOALS MADE

Season 1, 3x, last at Maryland (1/5/13)
Career 2, 3x, last vs Virginia (2/21/12)
ACC 2 vs GT (2/18), vs Virginia (2/21/12)

3-PT FIELD GOAL ATTEMPTS

Season 4 vs CSU (12/23/12)
Career 4 vs CSU (12/23/12)
ACC 3, 4x, last at Maryland (1/5/13)

FREE THROWS MADE

Season 3 vs MVSU (12/10/12)
Career 4 at Boston College (1/14/12)
ACC 4 at Boston College (1/14/12)

FREE THROW ATTEMPTS

Season 3 vs MVSU (12/10/12)
Career 4 at Boston College (1/14/12)
ACC 4 at Boston College (1/14/12)

REBOUNDS

Season 4 at WVU (12/8/12)
Career 4, 3x, last at WVU (12/8/12)
ACC 4 at BC (1/14), at Miami (2/9/12)

ASSISTS

Season 3 at Maryland (1/5/13)
Career 4 vs North Florida (12/19/11)
ACC 3, 3x, last at Maryland (1/5/13)

BLOCKS

Season 1 vs MVSU (12/10/12)
Career 1, 3x, last vs MVSU (12/10/12)
ACC 1 vs Florida State (1/10/12)

STEALS

Season 3 at Maryland (1/5/13)
Career 3 at Maryland (1/5/13)
ACC 3 at Maryland (1/5/13)



2012-2013 NOTES

Missed the ETSU game due to family matters ... Made season debut against VMI ... Scored first points of the season, making a basket at UNC Greensboro ... Had two assists against Appalachian State ... Scored five points in eight minutes of action against Iowa ... Grabbed four rebounds at West Virginia. ... Scored a career-high ten points against Mississippi Valley State ... Had five points and two rebounds against Georgia Southern ... Tallied three steals and three assists in the ACC opener at Maryland.


CAREER STATISTICS

Year	GP-GS	Min-Avg.	FGM-FGA-Pct.	3FG-FGA-Pct.	FTM-FTA-Pct.	Off.-Def.	Reb-Avg.	A-TO	Blk	Stl	TP-Avg.
11-12	23-6	317-13.8	22-65-.338	9-23-.391	8-13-.615	7-19	26-1.1	26-27	3	10	61-2.7
12-13	12-0	203-16.9	10-32-.313	5-19-.263	5-7-.714	3-9	12-1.0	12-11	1	6	30-2.5
Career	36-6	527-14.6	32-97-.330	14-42-.333	13-20-.650	10-28	38-1.1	39-39	4	16	91-2.5

WILL JOHNSTON

SOPHOMORE • GUARD • 6-3 • 185
MIDLOTHIAN, VA. • MIDLOTHIAN

#25



SEASON STATISTICS

Opponent	Min	FG-A-%	3FG-A-%	FT-A-%	O-D-T	A	TO	Blk	Stl	Pts
EAST TENNESSEE ST.	13	1-3-.333	1-3-.333	0-0-.000	0-0-0	2	0	0	1	3
RHODE ISLAND	11	1-1-1.000	1-1-1.000	0-0-.000	0-1-1	0	0	0	1	3
VMI	19	3-6-.500	3-6-.500	0-0-.000	0-0-0	0	0	0	0	9
at UNC Greensboro	10	3-3-1.000	3-3-1.000	0-0-.000	0-0-0	0	0	0	0	9
APPALACHIAN STATE	4	0-0-.000	0-0-.000	0-0-.000	0-0-0	0	0	0	0	0
IOWA#	2	1-1-1.000	1-1-1.000	0-0-.000	0-0-0	0	0	0	0	3
15/17 OKLAHOMA STATE at West Virginia	10	0-1-.000	0-1-.000	0-0-.000	0-0-0	1	0	0	0	0
MISSISSIPPI VALLEY STATE!	8	0-2-.000	0-2-.000	0-0-.000	0-1-1	0	1	0	0	0
GEORGIA SOUTHERN! vs. Bradley^	4	0-0-.000	0-0-.000	0-0-.000	0-0-0	0	0	0	0	0
vs. Colorado State^	10	1-1-1.000	1-1-1.000	1-2-.500	1-0-1	0	0	0	0	4
vs. BYU	16	1-5-.200	1-5-.200	3-4-.750	0-1-1	0	1	0	1	6
at Maryland*	10	0-1-.000	0-1-.000	0-0-.000	0-0-0	0	0	0	0	0
BOSTON COLLEGE* at Georgia Tech*										
WAKE FOREST* VIRGINIA*										
at Clemson*										
MIAMI*										
at North Carolina*										
MARYLAND*										
GEORGIA TECH* at Virginia*										
at NC State*										
DUKE*										
FLORIDA STATE* at Miami*										
CLEMSON* at Duke*										
at Wake Forest*										

*- ACC games; # - ACC/Big Ten Challenge; !-Continental Tire Las Vegas Classic- Blacksburg, Va.;
^ - Continental Tire Las Vegas Classic - Las Vegas, Nev.

2012-2013 NOTES

Scored a three and had two assists in the season opener against ETSU ... Buried a three in 11 minutes of action against Rhode Island ... Tallied a career-high nine points against VMI ... Scored nine points, going a perfect 3-for-3 from beyond the arc at UNC Greensboro ... Drained a three in two minutes of action against Iowa ... Scored four points and grabbed a rebounds against Colorado State.

SEASON/CAREER GAME HIGHS

POINTS

Season 9 vs VMI (11/15/12), at UNCG (11/19/12)
Career 9 vs VMI (11/15/12), at UNCG (11/19/12)
ACC N/A

MINUTES PLAYED

Season 19 vs VMI (11/15/12)
Career 19 vs VMI (11/15/12)
ACC 10 at Maryland (1/5/13)

FIELD GOALS MADE

Season 3 vs VMI (11/15/12), at UNCG (11/19/12)
Career 3 vs VMI (11/15/12)
ACC N/A

FIELD GOAL ATTEMPTS

Season 6 vs VMI (11/15/12), at UNCG (11/19/12)
Career 6 vs VMI (11/15/12)
ACC 1 at Maryland (1/5/13)

3-PT FIELD GOALS MADE

Season 3 vs VMI (11/15/12), at UNCG (11/19/12)
Career 3 vs VMI (11/15/12), at UNCG (11/19/12)
ACC N/A

3-PT FIELD GOAL ATTEMPTS

Season 6 vs VMI (11/15/12)
Career 6 vs VMI (11/15/12)
ACC 1 at Maryland (1/5/13)

FREE THROWS MADE

Season 3 at BYU (12/29/12)
Career 3 at BYU (12/29/12)
ACC N/A

FREE THROW ATTEMPTS

Season 4 at BYU (12/29/12)
Career 4 at BYU (12/29/12)
ACC N/A

REBOUNDS

Season 1, 4x last at BYU (12/29/12)
Career 1, 4x last at BYU (12/29/12)
ACC N/A

ASSISTS

Season 2 vs ETSU (11/10/12)
Career 2 vs ETSU (11/10/12)
ACC N/A

BLOCKS

Season N/A
Career N/A
ACC N/A

STEALS

Season 1 vs ETSU (11/10/12), at BYU (12/29/12)
Career 1 vs ETSU (11/10/12), at BYU (12/29/12)
ACC N/A



CAREER STATISTICS

Year	GP-GS	Min-Avg.	FGM-FGA-Pct.	3FG-FGA-Pct.	FTM-FTA-Pct.	Off.-Def.	Reb-Avg.	A-TO	Blk	Stl	TP-Avg.
11-12	4-0	8-2.0	1-3-.333	1-3-.333	0-0-.000	0-0	0-0.0	0-0	0	0	3-0.8
12-13	12-0	124-10.3	11-24-.458	11-24-.458	4-6-.667	1-3	4-0.3	3-2	0	3	37-3.1
Career	16-0	132-8.3	12-27-.444	12-27-.444	4-6-.667	1-3	4-0.3	3-2	0	3	40-2.5

JOEY van ZEGEREN

R-FRESHMAN • FORWARD • 6-10 • 220
HOOGEVEEN, THE NETHERLANDS • CANARIAS

#2



SEASON STATISTICS

Opponent	Min	FG-A-%	3FG-A-%	FT-A-%	O-D-T	A	TO	Blk	Stl	Pts
EAST TENNESSEE ST.	18	3-3-.1000	0-0-.000	0-0-.000	1-1-2	0	0	1	0	6
RHODE ISLAND	12	1-2-.500	0-0-.000	0-2-.000	2-4-6	0	0	1	0	2
VMI	18	2-3-.333	0-0-.000	0-0-.000	1-7-8	0	0	1	0	4
at UNC Greensboro	12	1-1-.1000	0-0-.000	0-2-.000	0-1-1	0	3	0	1	2
APPALACHIAN STATE	11	1-2-.500	0-0-.000	0-0-.000	0-0-0	0	0	0	0	2
IOWA#	12	3-6-.500	0-0-.000	4-5-.800	3-0-3	0	2	0	0	10
15/17 OKLAHOMA STATE	8	1-2-.500	0-0-.000	0-0-.000	0-0-0	0	1	1	1	2
at West Virginia	12	1-3-.333	0-0-.000	0-0-.000	1-1-2	0	0	2	0	2
MISSISSIPPI VALLEY STATE!	23	3-3-1.000	0-0-.000	3-6-.500	1-6-7	0	0	3	0	9
GEORGIA SOUTHERN!	19	0-3-.000	0-0-.000	2-4-.500	4-1-5	1	1	0	1	2
vs. Bradley^	13	0-1-.000	0-0-.000	2-4-.500	2-3-5	0	2	0	1	2
vs. Colorado State^	14	0-0-.000	0-0-.000	2-3-.667	0-2-2	0	0	2	0	2
vs. BYU	18	3-4-.750	0-0-.000	1-4-.250	3-1-4	0	3	1	2	7
at Maryland*	26	3-4-.750	0-0-.000	4-5-.800	3-2-5	0	2	0	0	10
BOSTON COLLEGE*										
at Georgia Tech*										
WAKE FOREST*										
VIRGINIA*										
at Clemson*										
MIAMI*										
at North Carolina*										
MARYLAND*										
GEORGIA TECH*										
at Virginia*										
at NC State*										
DUKE*										
FLORIDA STATE*										
at Miami*										
CLEMSON*										
at Duke*										
at Wake Forest*										

*- ACC games; # - ACC/Big Ten Challenge; !-Continental Tire Las Vegas Classic- Blacksburg, Va.;
^ - Continental Tire Las Vegas Classic - Las Vegas, Nev.

2012-2013 NOTES

Scored six points in the season opener against ETSU ... Grabbed six rebounds and scored two points against Rhode Island ... Brought down eight rebounds and added four points against VMI ... Put up ten points in the win over Iowa ... Blocked three shots, brought down seven rebounds and scored nine points, six of which came on a season-best three dunks ... Grabbed five rebounds in the overtime win over Bradley ... Scored seven points and grabbed four boards at BYU ... Scored a career-best 10 points, also adding five rebounds in his first career start at Maryland.

SEASON/CAREER GAME HIGHS

POINTS

Season	10 vs Iowa (11/27/12), at MD (1/5/13)
Career	10 vs Iowa (11/27/12), at MD (1/5/13)
ACC	10 at Maryland (1/5/13)

MINUTES PLAYED

Season	26 at Maryland (1/5/13)
Career	26 at Maryland (1/5/13)
ACC	26 at Maryland (1/5/13)

FIELD GOALS MADE

Season	3, 5x, last at Maryland (1/5/13)
Career	3, 5x, last at Maryland (1/5/13)
ACC	3 at Maryland (1/5/13)

FIELD GOAL ATTEMPTS

Season	6 vs Iowa (11/27/12)
Career	6 vs Iowa (11/27/12)
ACC	4 at Maryland (1/5/13)

3-PT FIELD GOALS MADE

Season	N/A
Career	N/A
ACC	N/A

3-PT FIELD GOAL ATTEMPTS

Season	N/A
Career	N/A
ACC	N/A

FREE THROWS MADE

Season	4 vs Iowa (11/27/12), at MD (1/5/13)
Career	4 vs Iowa (11/27/12)
ACC	4 at Maryland (1/5/13)

FREE THROW ATTEMPTS

Season	6 vs MVSU (12/10/12)
Career	6 vs MVSU (12/10/12)
ACC	5 at Maryland (1/5/13)

REBOUNDS

Season	8 vs VMI (11/15/12)
Career	8 vs VMI (11/15/12)
ACC	5 at Maryland (1/5/13)

ASSISTS

Season	1 vs GSU (12/15/12)
Career	1 vs GSU (12/15/12)
ACC	N/A

BLOCKS

Season	3 vs MVSU (12/10/12)
Career	3 vs MVSU (12/10/12)
ACC	N/A

STEALS

Season	2 at BYU (12/29/12)
Career	2 at BYU (12/29/12)
ACC	N/A



CAREER STATISTICS

Year	GP-GS	Min-Avg.	FGM-FGA-Pct.	3FG-FGA-Pct.	FTM-FTA-Pct.	Off.-Def.	Reb.-Avg.	A-TO	Blk	Stl	TP-Avg.
11-12	3-0	10-3.3	0-0-.000	0-0-.000	0-0-.000	0-0	0-0.0	0-0	1	0	0-0.0
12-13	14-1	215-15.4	22-37-.595	0-0-.000	18-35-.514	21-29	50-3.6	2-14	12	6	62-4.4
Career	17-1	225-13.2	22-37-.595	0-0-.000	18-35-.514	21-29	50-2.9	2-14	13	6	62-3.6

MARSHALL WOOD

FRESHMAN • FORWARD • 6-8 • 210
RUSTBURG, VA. • RUSTBURG

#33



SEASON STATISTICS

SEASON/CAREER GAME HIGHS

Opponent	Min	FG-A-%	3FG-A-%	FT-A-%	O-D-T	A	TO	Blk	Stl	Pts
EAST TENNESSEE ST.	22	1-6-.167	0-3-.000	3-4-.750	2-4-6	2	2	0	0	5
RHODE ISLAND	28	2-7-.286	0-5-.000	0-0.000	0-3-3	0	1	4	1	4
VMI	14	2-4-.500	2-3-.667	0-0-.000	0-2-2	0	0	0	0	6
at UNC Greensboro	19	1-5-.200	1-5-.200	2-4-.500	2-9-11	1	0	0	1	5
APPALACHIAN STATE	25	4-8-.500	1-4-.250	4-7-.571	2-6-8	2	1	0	0	13
IOWA#	16	1-6-.167	0-2-.000	2-2-1.000	1-3-4	0	0	0	0	4
15/17 OKLAHOMA STATE	26	1-3-.333	0-1-.000	6-7-.857	3-2-5	0	1	1	0	5
at West Virginia	5	0-2-.000	0-1-.000	2-2-1.000	0-2-2	0	0	0	0	2
MISSISSIPPI VALLEY STATE!	15	2-5-.400	0-1-.000	4-6-.667	2-1-3	1	2	1	0	8
GEORGIA SOUTHERN!	13	1-3-.300	1-3-.333	0-0-.000	0-1-1	0	2	1	0	3
vs. Bradley^		-- DNP --								
vs. Colorado State^		-- DNP --								
vs. BYU		-- DNP --								
at Maryland*		-- DNP --								
BOSTON COLLEGE*										
at Georgia Tech*										
WAKE FOREST*										
VIRGINIA*										
at Clemson*										
MIAMI*										
at North Carolina*										
MARYLAND*										
GEORGIA TECH*										
at Virginia*										
at NC State*										
DUKE*										
FLORIDA STATE*										
at Miami*										
CLEMSON*										
at Duke*										
at Wake Forest*										

POINTS

Season	13 vs App. State (11/23/12)
Career	13 vs App. State (11/23/12)
ACC	N/A

MINUTES PLAYED

Season	28 vs URI (11/12/12)
Career	28 vs URI (11/12/12)
ACC	N/A

FIELD GOALS MADE

Season	4 vs App. State (11/23/12)
Career	4 vs App. State (11/23/12)
ACC	N/A

FIELD GOAL ATTEMPTS

Season	8 vs App. State (11/23/12)
Career	8 vs App. State (11/23/12)
ACC	N/A

3-PT FIELD GOALS MADE

Season	2 vs VMI (11/15/12)
Career	2 vs VMI (11/15/12)
ACC	N/A

3-PT FIELD GOAL ATTEMPTS

Season	5 vs URI (11/12/12), at UNCG (11/19/12)
Career	5 vs URI (11/12/12), at UNCG (11/19/12)
ACC	N/A

FREE THROWS MADE

Season	6 vs Oklahoma State (12/1/12)
Career	6 vs Oklahoma State (12/1/12)
ACC	N/A

FREE THROW ATTEMPTS

Season	7 vs ASU (11/23/12), vs Ok St (12/1/12)
Career	7 vs ASU (11/23/12), vs Ok St (12/1/12)
ACC	N/A

REBOUNDS

Season	11 at UNCG (11/19/12)
Career	11 at UNCG (11/19/12)
ACC	N/A

ASSISTS

Season	2 vs ETSU (11/10/12), vs ASU (11/23/12)
Career	2 vs ETSU (11/10/12)
ACC	N/A

BLOCKS

Season	4 vs URI (11/12/12)
Career	4 vs URI (11/12/12)
ACC	N/A

STEALS

Season	1 vs URI (11/12/12), at UNCG (11/19/12)
Career	1 vs URI (11/12/12), at UNCG (11/19/12)
ACC	N/A



2012-2013 NOTES

Grabbed six rebounds and scored five points in collegiate debut against ETSU ... Blocked four shots and added four points against Rhode Island ... Scored six points against VMI ... Grabbed 11 boards and added five points at UNC Greensboro ... Scored 13 points and brought down eight rebounds in the win over Appalachian State ... Brought down five rebounds and scored five points against Oklahoma State ... Scored eight points against Mississippi Valley State ... Will likely miss the remainder of the season with a fractured foot, suffered in the Georgia Southern game.

CAREER STATISTICS

Year	GP-GS	Min-Avg.	FGM-FGA-Pct.	3FG-FGA-Pct.	FTM-FTA-Pct.	Off.-Def.	Reb-Avg.	A-TO	Blk	Stl	TP-Avg.
12-13	10-0	180-18.0	15-49-.306	5-28-.179	23-32-.719	12-33	45-4.5	6-9	7	2	58-5.8

*- ACC games; # - ACC/Big Ten Challenge; !-Continental Tire Las Vegas Classic- Blacksburg, Va.;
^ - Continental Tire Las Vegas Classic - Las Vegas, Nev.

CHRISTIAN BEYER

SOPHOMORE • FORWARD • 6-7 • 200
NEW BERN, N.C. • NEW BERN

#22



SEASON STATISTICS

Opponent	Min	FG-A-%	3FG-A-%	FT-A-%	O-D-T	A	TO	Blk	Stl	Pts
EAST TENNESSEE ST.	1	0-0-.000	0-0-.000	0-0-.000	0-1-1	0	0	0	0	0
RHODE ISLAND	1	0-0-.000	0-0-.000	0-0-.000	0-1-1	0	0	0	0	0
VMI	1	0-0-.000	0-0-.000	0-0-.000	0-0-0	0	0	0	0	0
APPALACHIAN STATE	1	0-0-.000	0-0-.000	0-0-.000	0-0-0	0	0	0	0	0
MISS. VALLEY STATE	10	0-4-.000	0-2-.000	2-2-1.000	2-3-5	0	1	1	0	2
Bradley ^	27	0-2-.000	0-1-.000	3-4-.750	2-7-9	1	1	0	2	9
Colorado State ^	25	0-2-.000	0-1-.000	0-0-.000	1-3-4	0	2	0	0	0
at BYU	23	4-6-.667	0-0-.000	1-2-.500	6-5-11	2	3	0	0	9
at Maryland*	15	3-5-.600	0-1-.000	0-0-.000	4-3-7	0	0	0	0	6

2012-2013 NOTES

Grabbed a rebound in the season opener against ETSU and against Rhode Island ... Scored two points and brought down five rebounds in 10 minutes of action against Mississippi Valley State ... Scored nine points and grabbed nine rebounds in the overtime win over Bradley ... Brought down four rebounds against Colorado State ... Scored nine points and grabbed 11 rebounds at BYU ... Grabbed seven rebounds and scored six points in just 15 minutes of play in the ACC opener at Maryland.

^ - Continental Tire Las Vegas Classic - Las Vegas, Nev.; * - ACC games


CAREER STATISTICS

Year	GP-GS	Min-Avg.	FGM-FGA-Pct.	3FG-FGA-Pct.	FTM-FTA-Pct.	Off-Def.	Reb-Avg.	A-TO	Blk	Stl	TP-Avg.
12-13	9-0	108-12.0	7-19-.368	0-5-.000	6-8-.750	15-23	38-4.2	3-7	1	2	20-2.2

GREG DONLON

FRESHMAN • FORWARD • 6-8 • 230
MIDLOTHIAN, VA. • COSBY

#14



SEASON STATISTICS

Opponent	Min	FG-A-%	3FG-A-%	FT-A-%	O-D-T	A	TO	Blk	Stl	Pts
VMI	1	0-0-.000	0-0-.000	0-0-.000	0-0-0	0	0	0	0	0
MISS. VALLEY STATE	7	0-0-.000	0-0-.000	0-0-.000	0-1-1	0	0	0	0	0
Colorado State ^	1	0-0-.000	0-0-.000	0-0-.000	0-0-0	0	0	0	0	0
at BYU	2	0-0-.000	0-0-.000	1-2-.500	0-0-0	0	0	0	0	1

2012-2013 NOTES

Brought down a rebound against Mississippi Valley State in seven minutes of action ... Made a foul shot at BYU.

^ - Continental Tire Las Vegas Classic - Las Vegas, Nev.

CAREER STATISTICS

Year	GP-GS	Min-Avg.	FGM-FGA-Pct.	3FG-FGA-Pct.	FTM-FTA-Pct.	Off-Def.	Reb-Avg.	A-TO	Blk	Stl	TP-Avg.
12-13	4-0	11-2.8	0-0-.000	0-0-.000	1-2-.500	0-1	1-0.3	0-0	0	0	1-0.3

JOEY RACER

SENIOR • GUARD • 6-1 • 165
BERRYVILLE, VA. • CLARKE COUNTY

#24



SEASON STATISTICS

Opponent	Min	FG-A-%	3FG-A-%	FT-A-%	O-D-T	A	TO	Blk	Stl	Pts
EAST TENNESSEE ST.	1	1-1-1.000	1-1-1.000	0-0-0.000	0-0-0	0	0	0	0	3
RHODE ISLAND	1	0-0-0.000	0-0-0.000	0-0-0.000	0-0-0	0	0	0	0	0
VMI	3	0-0-0.000	0-0-0.000	0-0-0.000	0-0-0	0	0	0	0	0
MISS. VALLEY STATE	1	0-1-0.000	0-1-0.000	0-0-0.000	0-0-0	0	0	0	0	0
Colorado State ^	3	0-0-0.000	0-0-0.000	1-2-500	1-0-1	0	0	0	0	1
at BYU	6	1-1-1.000	0-0-0.000	0-0-0.000	0-0-0	0	0	0	0	2

2012-2013 NOTES

Buried a three in the season opener against ETSU ... Grabbed a rebound and made a foul shot against Colorado State ... Scored two points at BYU.

^-- Continental Tire Las Vegas Classic - Las Vegas, Nev.

CAREER STATISTICS

Year	GP-GS	Min-Avg.	FGM-FGA-Pct.	3FG-FGA-Pct.	FTM-FTA-Pct.	Off.-Def.	Reb-Avg.	A-TO	Blk	Stl	TP-Avg.
11-12	6-1	4-0.6	1-8-.125	0-3-.000	0-0-.000	2-2	4-0.7	0-4	0	0	2-0.3
12-13	6-0	21-3.5	2-3-.667	1-2-.500	1-2-.500	1-0	1-0.2	0-0	0	0	6-1.0
Career	12-1	38-3.2	3-11-.273	1-5-.200	1-2-.500	3-2	5-0.4	0-4	0	0	8-0.7

MARCUS PATRICK

FRESHMAN • GUARD • 5-9 • 165
RUSTBURG, VA. • RUSTBURG

#5



SEASON STATISTICS

Opponent	Min	FG-A-%	3FG-A-%	FT-A-%	O-D-T	A	TO	Blk	Stl	Pts
EAST TENNESSEE ST.	3	0-0-0.000	0-0-0.000	0-0-0.000	0-0-0	1	1	0	0	0
RHODE ISLAND	6	0-2-0.000	0-0-0.000	2-2-1.000	0-0-0	0	0	0	0	2
VMI	11	0-2-0.000	0-2-0.000	0-0-0.000	0-1-1	1	2	0	1	0
MISS. VALLEY STATE	10	0-3-0.000	0-1-0.000	0-0-0.000	0-2-2	0	2	0	0	0
Colorado State ^	1	0-1-0.000	0-1-0.000	0-0-0.000	0-0-0	0	0	0	0	0
at BYU	2	0-1-0.000	0-0-0.000	0-2-0.000	0-1-1	0	0	0	0	0

2012-2013 NOTES

Had an assist against ETSU ... Made two foul shots against Rhode Island ... Had an assist and a steal against VMI ... Grabbed two rebounds in 10 minutes of action against Mississippi Valley State ... Grabbed a rebound at BYU.

^-- Continental Tire Las Vegas Classic - Las Vegas, Nev.

CAREER STATISTICS

Year	GP-GS	Min-Avg.	FGM-FGA-Pct.	3FG-FGA-Pct.	FTM-FTA-Pct.	Off.-Def.	Reb-Avg.	A-TO	Blk	Stl	TP-Avg.
12-13	6-0	36-1.0	0-9-.000	0-4-.000	2-4-.500	0-4	4-0.7	2-5	0	1	2-0.3

GAME 13

BYU 97, VIRGINIA TECH 71

DEC. 29, 2012 • 2 P.M. • SALT LAKE CITY, UTAH

Virginia Tech completed the non-conference portion of its 2012-13 schedule with a 97-71 loss to BYU in Energy Solutions Arena in Salt Lake City on Saturday afternoon. With the loss, the Hokies fall to 9-4 overall, while the Cougars improve to 10-4 on the season.

Tech never led in the game and trailed 56-31 at the intermission. The Hokies were able to play the Cougars fairly even in the second half, but were never able to make too much of a run to cut into BYU's lead.

Jarell Eddie led three Hokies in double figures with 17 points, to go along with his seven rebounds. Robert Brown added 13 points and Erick Green, the nation's leading scorer, was held to just 12 points, although he did hand out six assists. Christian Beyer came off the bench to record career-highs with nine points, 11 rebounds and two assists.

Tyler Haws led all scorers with 42 points and Brandon Davies added 17 points for the Cougars. Josh Sharp had 10 points for BYU.

The Cougars led most major categories in the contest. They out rebounded Tech, 48-39, and held Tech to just 38.1 percent from the field, including 2-20 from three-point range. BYU shot 46.5 percent from the floor, including seven of 19 from three-point range.

VIRGINIA TECH (9-3, 0-0 ACC)

Player	MP	FG	FT	TR	PF	A	TO	Blk	Stl	TP
Robert Brown	28	5-12	3-4	5	3	1	2	0	1	13
Jarell Eddie	30	5-12	6-6	7	2	2	2	2	0	17
C.J. Barksdale	8	1-1	0-0	0	1	0	1	1	0	2
Erick Green	31	4-17	4-6	1	0	6	2	0	1	12
Cadarian Raines	22	0-2	0-6	5	4	0	1	0	1	0
Joey van Zegeren	18	3-4	1-4	4	4	0	3	1	2	7
Marquis Rankin	14	0-2	2-2	0	2	0	0	0	0	2
Joey Racer	6	1-1	0-0	0	0	0	0	0	0	2
Marcus Patrick	2	0-1	0-2	1	1	0	0	0	0	0
Will Johnston	16	1-5	3-4	1	0	0	1	0	1	6
Christian Beyer	23	4-6	1-2	11	2	2	3	0	0	9
Greg Donlon	2	0-0	1-2	0	0	0	0	0	0	1
TEAM				4						
Totals	200	24-63	21-38	39	19	11	15	4	6	71

BYU (9-4)

Player	MP	FG	FT	TR	PF	A	TO	Blk	Stl	TP
Brandon Davies	25	5-7	7-9	4	2	4	3	0	1	17
Brock Zylstra	17	1-5	0-0	4	1	4	1	0	0	2
Matt Carlino	20	3-7	3-4	4	3	2	2	0	1	9
Josh Sharp	24	3-5	4-5	3	2	1	0	0	0	10
Tyler Haws	35	14-25	8-9	3	2	1	1	0	2	42
Agustin Ambrosino	5	0-2	0-0	1	1	0	1	0	0	0
Ian Harward	8	1-4	0-0	5	1	0	3	0	0	2
Craig Cusick	12	0-2	0-0	2	1	3	1	0	0	0
Cory Calvert	16	1-2	2-2	3	2	2	2	0	1	4
Raul Delgado	17	2-4	0-0	3	3	0	1	0	1	5
Nate Austin	17	3-7	0-0	8	5	0	1	0	0	6
Anson Winder	4	0-1	0-0	1	2	1	1	0	0	0
TEAM				7						
Totals	200	33-71	24-29	48	25	18	17	0	6	97

3-Pointers.....VT 2 (Eddie, Johnston)

.....BYU 7 (Haws 6, Delgado)

Blocks.....VT 4 (Eddie 2, Barksdale, van Zegeren)

.....BYU 0

Steals.....VT 6 (van Zegeren 2, Brown, Green, Johnston, Raines)

.....BYU 6 (Haws 2, Calvert, Carlino, Davies, Delgado,)

OfficialsNunez, Casas, Shields

TechnicalsVT (team)

Attendance.....15, 684

Percentages:

Virginia Tech FG%...38.1 3FG%...10.0 FT%...55.3
BYU FG%...46.5 3FG%...36.8 FT%...82.8

Virginia Tech 31 40 — 71
BYU 56 41 — 97

GAME 14

MARYLAND 94, VIRGINIA TECH 71

JAN. 5, 2013 • NOON • COLLEGE PARK, MD.

The Virginia Tech men's basketball team fell to the Maryland Terrapins, 94-71 Saturday afternoon at Comcast Center on the Maryland campus. The game opened conference play for both teams.

Maryland made two quick baskets to start the game, getting out to a 5-0 lead early on. Tech answered but the Terps kept at least about a 10-point difference for much of the opening half.

Two free throws from Erick Green midway through the half made it a two-possession game at 26-20, and the Hokies continued to battle back from there. A three from Robert Brown and a jumper from Green cut Maryland's lead to just three points at 34-31.

The Terps called a timeout after the made basket and the regrouping helped. They responded with a quick bucket and turned it into an 11-0 run with three straight threes, two coming from Jake Layman.

That was the last time the Hokies would see a single-digit deficit, heading into the half down 53-37.

Though Layman cooled off in the second half, making all four of his threes in the first, he had 18 points at the break, but finished the day with just 20. Seth Allen, who came off the bench, stepped up for the Terps as he led the team with 21 points, 14 of which came in the second half.

Green, the ACC's leading scorer, returned to his high-scoring ways in the game as he led the Hokies with 28 points. Brown added 11 points and Joey van Zegeren, who logged his first career start, matched his career high with 10 points. Brown added 11 points for Tech.

Cadarian Raines set a new career and conference best on the glass, finishing the game with 13 rebounds.

Christian Beyer also gave the Hokies great production off the bench, scoring six points and grabbing seven rebounds in just 15 minutes of action. Tech was able to do a good job on the offense glass, recording an 18-13 advantage, while being out rebounded overall by the much taller Terps just 41-38.

VIRGINIA TECH (11-3, 0-0 ACC)

Player	MP	FG	FT	TR	PF	A	TO	Blk	Stl	TP
Joey van Zegeren, f	26	3-4	4-5	5	4	0	2	0	0	10
Cadarian Raines, f	25	4-7	0-3	13	4	0	2	1	0	8
Jarell Eddie, f	30	2-12	1-1	2	1	1	0	0	0	5
Robert Brown, g	33	4-15	2-4	2	3	1	4	0	0	11
Erick Green, g	37	8-18	10-11	3	2	2	2	0	2	28
Marquis Rankin	24	1-5	0-0	3	3	3	1	0	3	3
Christian Beyer	15	3-5	0-0	7	2	0	0	0	0	6
Will Johnston	10	0-1	0-0	0	0	0	0	0	0	0
TEAM				3						
Totals	200	25-67	17-24	38	19	7	11	1	5	71

MARYLAND (13-1, 1-0 ACC)

Player	MP	FG	FT	TR	PF	A	TO	Blk	Stl	TP
Charles Mitchell, f	17	4-6	0-0	5	3	0	2	0	0	8
Jake Layman, f	29	6-12	4-4	8	1	3	0	2	0	20
Alex Len, c	24	6-12	4-6	9	2	2	1	1	0	16
Pe'Shon Howard, g	30	0-5	6-6	2	3	6	3	0	1	6
Dez Wells, g	21	3-5	5-6	4	5	4	3	0	0	12
Logan Aronhalt	16	2-3	1-2	3	0	2	0	1	0	7
Seth Allen	30	8-12	2-2	4	1	1	2	0	1	21
Nick Faust	5	0-1	0-0	1	1	0	0	0	0	0
James Padgett	13	0-1	0-2	1	1	0	0	0	0	0
Shaquille Cleare	15	2-3	0-0	3	0	0	0	0	0	4
TEAM				1						
Totals	200	31-60	22-28	41	17	18	11	4	2	94

3-Pointers.....VT 4 (Green 2, Brown, Rankin)

.....MD 10 (Layman 4, Allen 3, Aronhalt 2, Wells)

Blocks.....VT 1 (Raines)

.....MD 4 (Layman 2, Aronhalt, Len)

Steals.....VT 5 (Rankin 3, Green 2)

.....MD 2 (Allen, Howard)

OfficialsKersey, Natili, Kelly

TechnicalsNone

Attendance.....17, 950

Percentages:

Virginia Tech FG%...37.3 3FG%...21.1 FT%...70.8
Maryland FG%...51.7 3FG%...43.5 FT%...78.6

Virginia Tech 37 34 — 71
Maryland 53 41 — 94

GAME 15

VIRGINIA TECH vs. BOSTON COLLEGE

JAN. 9, 2013 • 7 P.M. • BLACKSBURG, VA.

THE STAT CREW SYSTEM
Virginia Tech Combined Team Statistics (as of Jan 05, 2013)
All games

RECORD:	OVERALL	HOME	AWAY	NEUTRAL
ALL GAMES	9-5	7-1	1-2	1-2
CONFERENCE	0-1	0-0	0-1	0-0
NON-CONFERENCE	9-4	7-1	1-1	1-2

##	Player	gp-gs	min	avg	Total		3-Point		F-Throw		Rebounds			pf	dq	a	to	blk	stl	pts	avg	
					fg-fga	fg%	3fg-fga	3fg%	ft-fga	ft%	off	def	tot									avg
11	Erick Green	14-14	493	35.2	110-225	.489	21-61	.344	104-121	.860	6	55	61	4.4	18	0	62	34	1	23	345	24.6
31	Jarell Eddie	14-14	439	31.4	65-156	.417	28-74	.378	40-46	.870	18	73	91	6.5	29	0	22	32	14	8	198	14.1
01	Robert Brown	14-14	411	29.4	55-150	.367	15-57	.263	24-39	.615	6	35	41	2.9	35	0	35	34	6	9	149	10.6
04	Cadarian Raines	14-14	330	23.6	38-80	.475	0-0	.000	22-43	.512	45	50	95	6.8	44	1	6	22	13	5	98	7.0
33	Marshall Wood	10-0	183	18.3	15-49	.306	5-28	.179	23-32	.719	12	33	45	4.5	24	0	6	9	7	2	58	5.8
42	C.J. Barksdale	13-13	270	20.8	28-52	.538	0-0	.000	11-15	.733	19	38	57	4.4	25	0	9	9	10	4	67	5.2
02	Joey van Zegeren	14-1	216	15.4	22-37	.595	0-0	.000	18-35	.514	21	29	50	3.6	34	0	2	14	12	6	62	4.4
25	Will Johnston	12-0	117	9.8	11-24	.458	11-24	.458	4-6	.667	1	3	4	0.3	8	0	3	2	0	3	37	3.1
10	Marquis Rankin	12-0	209	17.4	10-32	.313	5-19	.263	5-7	.714	3	9	12	1.0	23	1	12	11	1	6	30	2.5
22	Christian Beyer	9-0	104	11.6	7-19	.368	0-5	.000	6-8	.750	15	23	38	4.2	6	0	3	7	1	2	20	2.2
24	Joey Racer	6-0	15	2.5	2-3	.667	1-2	.500	1-2	.500	1	0	1	0.2	2	0	0	0	0	0	6	1.0
05	Marcus Patrick	6-0	33	5.5	0-9	.000	0-4	.000	2-4	.500	0	4	4	0.7	6	0	2	5	0	1	2	0.3
14	Greg Donlon	4-0	5	1.3	0-0	.000	0-0	.000	1-2	.500	0	1	1	0.3	0	0	0	0	0	0	1	0.3
Team											21	26	47									
Total.....		14	2825		363-836	.434	86-274	.314	261-360	.725	168	379	547	39.1	254	2	162	179	65	69	1073	76.6
Opponents.....		14	2825		377-911	.414	100-344	.291	190-288	.660	201	347	548	39.1	270	-	189	170	43	67	1044	74.6

TEAM STATISTICS	VT	OPP	Date	Opponent	Score	Att.
SCORING	1073	1044	11/10/12	EAST TENNESSEE STATE	w 80-62	6632
Points per game	76.6	74.6	11/12/12	RHODE ISLAND	w 69-50	6270
Scoring margin	+2.1	-	11/15/12	VMI	w 95-80	6883
FIELD GOALS-ATT	363-836	377-911	11/19/12	at UNCG	w 96-87	3082
Field goal pct	.434	.414	11/23/12	APPALACHIAN STATE	w 87-76	7094
3 POINT FG-ATT	86-274	100-344	11/27/12	IOWA	w 95-79	5647
3-point FG pct	.314	.291	12/01/12	OKLAHOMA STATE	w 81-71	7552
3-pt FG made per game	6.1	7.1	12/8/12	at West Virginia	L 67-68	11631
FREE THROWS-ATT	261-360	190-288	12/10/12	MISSISSIPPI VALLEY STATE	w 70-49	4926
Free throw pct	.725	.660	12/15/12	GEORGIA SOUTHERN	L 73-78	6026
F-Throws made per game	18.6	13.6	12/22/12	vs Bradley	Wot 66-65	0
REBOUNDS	547	548	12/23/12	vs Colorado State	L 52-88	0
Rebounds per game	39.1	39.1	12/29/12	vs BYU	L 71-97	15684
Rebounding margin	-0.1	-	* 01/05/13	at Maryland	L 71-94	17950
ASSISTS	162	189				
Assists per game	11.6	13.5				
TURNOVERS	179	170				
Turnovers per game	12.8	12.1				
Turnover margin	-0.6	-				
Assist/turnover ratio	0.9	1.1				
STEALS	69	67				
Steals per game	4.9	4.8				
BLOCKS	65	43				
Blocks per game	4.6	3.1				
ATTENDANCE	51030	48347				
Home games-Avg/Game	8-6379	3-10888				
Neutral site-Avg/Game	-	3-5228				

* - Conference game

Score by Periods	1st	2nd	OT	Totals
Virginia Tech	490	572	11	1073
Opponents	501	533	10	1044

THE STAT CREW SYSTEM
Virginia Tech Combined Team Statistics (as of Jan 05, 2013)
Conference games

RECORD:	OVERALL	HOME	AWAY	NEUTRAL
ALL GAMES	0-1	0-0	0-1	0-0
CONFERENCE	0-1	0-0	0-1	0-0
NON-CONFERENCE	0-0	0-0	0-0	0-0

##	Player	gp-gs	min	avg	Total		3-Point		F-Throw		Rebounds					pf	dq	a	to	blk	stl	pts	avg	
					fg-fga	fg%	3fg-fga	3fg%	ft-fta	ft%	off	def	tot	avg										
11	Erick Green	1-1	37	37.0	8-18	.444	2-2	1.000	10-11	.909	1	2	3	3.0	2	0	2	2	0	2	28	28.0		
01	Robert Brown	1-1	33	33.0	4-15	.267	1-6	.167	2-4	.500	0	2	2	2.0	3	0	1	4	0	0	11	11.0		
02	Joey van Zegeren	1-1	26	26.0	3-4	.750	0-0	.000	4-5	.800	3	2	5	5.0	4	0	0	2	0	0	10	10.0		
04	Cadarian Raines	1-1	25	25.0	4-7	.571	0-0	.000	0-3	.000	7	6	13	13.0	4	0	0	2	1	0	8	8.0		
22	Christian Beyer	1-0	15	15.0	3-5	.600	0-1	.000	0-0	.000	4	3	7	7.0	2	0	0	0	0	0	6	6.0		
31	Jarell Eddie	1-1	30	30.0	2-12	.167	0-6	.000	1-1	1.000	0	2	2	2.0	1	0	1	0	0	0	5	5.0		
10	Marquis Rankin	1-0	24	24.0	1-5	.200	1-3	.333	0-0	.000	1	2	3	3.0	3	0	3	1	0	3	3	3.0		
25	Will Johnston	1-0	10	10.0	0-1	.000	0-1	.000	0-0	.000	0	0	0	0.0	0	0	0	0	0	0	0	0.0		
Team											2	1	3											
Total.....		1	200		25-67	.373	4-19	.211	17-24	.708	18	20	38	38.0	19	0	7	11	1	5	71	71.0		
Opponents.....		1	200		31-60	.517	10-23	.435	22-28	.786	13	28	41	41.0	17	-	18	11	4	2	94	94.0		

TEAM STATISTICS	VT	OPP	Date	Opponent	Score	Att.
SCORING	71	94	* 01/05/13	at Maryland	L 71-94	17950
Points per game	71.0	94.0	* - Conference game			
Scoring margin	-23.0	-				
FIELD GOALS-ATT	25-67	31-60				
Field goal pct	.373	.517				
3 POINT FG-ATT	4-19	10-23				
3-point FG pct	.211	.435				
3-pt FG made per game	4.0	10.0				
FREE THROWS-ATT	17-24	22-28				
Free throw pct	.708	.786				
F-Throws made per game	17.0	22.0				
REBOUNDS	38	41				
Rebounds per game	38.0	41.0				
Rebounding margin	-3.0	-				
ASSISTS	7	18				
Assists per game	7.0	18.0				
TURNOVERS	11	11				
Turnovers per game	11.0	11.0				
Turnover margin	+0.0	-				
Assist/turnover ratio	0.6	1.6				
STEALS	5	2				
Steals per game	5.0	2.0				
BLOCKS	1	4				
Blocks per game	1.0	4.0				
ATTENDANCE	0	17950				
Home games-Avg/Game	0-0	1-17950				
Neutral site-Avg/Game	-	0-0				

Score by Periods	1st	2nd	Totals
Virginia Tech	37	34	71
Opponents	53	41	94

THE STAT CREW SYSTEM
Virginia Tech Team Game-by-Game Comparison (as of Jan 05, 2013)
All games

Opponent	1st	2nd	Score	Mar	Total FG	FG Pct	3-Pointers	3FG Pct	Free Throws	FT Pct	Rebounds	Assist	T/Over	Block	Steal	Fouls
EAST TENNESSEE STATE	43/28	37/34	80-62	+18	27-58/24-62	.466/.387	10-25/3-16	.400/.188	16-24/11-25	.667/.440	37/39 (2)	19/12	10/12	1/1	5/5	20/18
RHODE ISLAND	36/24	33/26	69-50	+19	26-57/20-59	.456/.339	7-21/1-21	.333/.048	10-17/9-16	.588/.563	42/37 +5	14/4	9/10	9/2	5/3	15/18
VMI	46/30	49/50	95-80	+15	36-68/30-73	.529/.411	11-24/8-37	.458/.216	12-15/12-15	.800/.800	44/33 +11	16/15	13/10	2/6	7/5	15/13
UNCG	45/41	51/46	96-87	+9	24-53/32-75	.453/.427	14-22/11-35	.636/.314	34-42/12-17	.810/.706	41/38 +3	13/16	14/9	8/0	4/5	15/25
APPALACHIAN STATE	41/38	46/38	87-76	+11	26-52/28-60	.500/.467	5-18/8-22	.278/.364	30-39/12-21	.769/.571	27/35 (8)	16/6	13/19	3/2	7/5	19/26
IOWA	46/38	49/41	95-79	+16	32-61/31-64	.525/.484	4-15/4-22	.267/.182	27-30/13-18	.900/.722	36/30 +6	12/16	9/10	3/5	6/2	20/23
OKLAHOMA STATE	32/36	49/35	81-71	+10	24-55/28-66	.436/.424	6-16/4-23	.375/.174	27-33/11-15	.818/.733	41/31 +10	8/13	12/8	6/5	5/5	16/23
West Virginia	24/30	43/38	67-68	(1)	27-65/24-68	.415/.353	5-18/10-24	.278/.417	8-10/10-18	.800/.556	38/49 (11)	15/15	6/7	8/5	3/2	17/12
MISSISSIPPI VALLEY STATE	30/24	40/25	70-49	+21	23-60/18-70	.383/.257	2-12/4-29	.167/.138	22-30/9-14	.733/.643	51/45 +6	10/6	15/14	9/5	4/5	19/20
GEORGIA SOUTHERN	27/35	46/43	73-78	(5)	27-68/25-57	.397/.439	6-27/11-26	.222/.423	13-17/17-27	.765/.630	38/41 (3)	7/15	13/17	4/3	5/3	23/17
Bradley	25/35	30/20	66-65	+1	23-56/23-63	.411/.365	4-16/8-23	.250/.348	16-25/11-18	.640/.611	43/36 +7	10/13	24/20	3/3	6/12	16/18
Colorado State	27/33	25/55	52-88	(36)	19-53/30-63	.358/.476	6-21/11-24	.286/.458	8-16/17-27	.500/.630	32/45 (13)	4/22	15/6	4/2	1/7	21/15
BYU	31/56	40/41	71-97	(26)	24-63/33-71	.381/.465	2-20/7-19	.100/.368	21-38/24-29	.553/.828	39/48 (9)	11/18	15/17	4/0	6/6	19/25
Maryland	37/53	34/41	71-94	(23)	25-67/31-60	.373/.517	4-19/10-23	.211/.435	17-24/22-28	.708/.786	38/41 (3)	7/18	11/11	1/4	5/2	19/17

Note: Game totals are displayed in the format TEAM/OPPONENT for each category

THE STAT CREW SYSTEM
Virginia Tech Points-Rebounds-Assists (as of Jan 05, 2013)
All games

Opponent	Date	Score		01	02	04	05	10	11	14
				BROWN,ROBE	ZEGEREN,JO	RAINES,CAD	PATRICK,MA	RANKIN,MAR	GREEN,ERIC	DONLON,GRE
EAST TENNESSEE STATE	11/10/12	80-62	w	16-2-5	6-2-0	9-4-0	0-0-1	DNP	21-2-6	DNP
RHODE ISLAND	11/12/12	69-50	w	12-4-4	2-6-0	10-12-2	2-0-0	DNP	25-3-4	DNP
VMI	11/15/12	95-80	w	11-4-4	4-8-1	14-10-0	0-1-1	0-0-0	23-4-6	0-0-0
at UNCG	11/19/12	96-87	w	10-2-3	2-1-0	9-9-0	DNP	2-0-0	26-3-6	DNP
APPALACHIAN STATE	11/23/12	87-76	w	9-2-6	2-0-0	3-2-0	DNP	0-0-2	27-4-4	DNP
IOWA	11/27/12	95-79	w	18-0-2	10-3-0	9-6-0	DNP	5-0-2	24-5-5	DNP
OKLAHOMA STATE	12/01/12	81-71	w	18-6-0	2-0-0	10-6-1	DNP	0-0-0	28-7-0	DNP
at West Virginia	12/8/12	67-68	L	21-3-1	2-2-0	8-8-0	DNP	0-4-2	23-4-10	DNP
MISSISSIPPI VALLEY STAT	12/10/12	70-49	w	4-4-2	9-7-0	0-4-1	0-2-0	10-2-1	23-5-4	0-1-0
GEORGIA SOUTHERN	12/15/12	73-78	L	4-2-2	2-5-1	0-3-0	DNP	5-2-0	28-7-4	DNP
vs Bradley	12/22/12	66-65	w	2-2-4	2-5-0	16-9-2	DNP	0-1-1	31-8-2	DNP
vs Colorado State	12/23/12	52-88	L	0-3-0	2-2-0	2-4-0	0-0-0	3-0-1	26-5-3	0-0-0
vs BYU	12/29/12	71-97	L	13-5-1	7-4-0	0-5-0	0-1-0	2-0-0	12-1-6	1-0-0
at Maryland	01/05/13	71-94	L	11-2-1	10-5-0	8-13-0	DNP	3-3-3	28-3-2	DNP

Opponent	Date	Score		22	24	25	31	33	42
				BEYER,CHRI	RACER,JOEY	JOHNSTON,W	EDDIE,JARE	WOOD,MARSH	BARKSDALE,
EAST TENNESSEE STATE	11/10/12	80-62	w	0-1-0	3-0-0	3-0-2	17-10-2	5-6-2	0-3-1
RHODE ISLAND	11/12/12	69-50	w	0-1-0	0-0-0	3-1-0	9-8-3	4-3-0	2-1-1
VMI	11/15/12	95-80	w	0-0-0	0-0-0	9-0-0	17-8-3	6-2-0	11-6-1
at UNCG	11/19/12	96-87	w	DNP	DNP	9-0-0	28-5-2	5-11-1	5-6-1
APPALACHIAN STATE	11/23/12	87-76	w	0-0-0	DNP	0-0-0	23-2-0	13-8-2	10-7-2
IOWA	11/27/12	95-79	w	DNP	DNP	3-0-0	11-7-3	4-4-0	11-7-0
OKLAHOMA STATE	12/01/12	81-71	w	DNP	DNP	0-0-1	15-12-4	8-5-0	0-1-2
at West Virginia	12/8/12	67-68	L	DNP	DNP	DNP	5-2-2	2-2-0	6-8-0
MISSISSIPPI VALLEY STAT	12/10/12	70-49	w	2-5-0	0-0-0	0-1-0	8-10-0	8-3-1	6-3-1
GEORGIA SOUTHERN	12/15/12	73-78	L	DNP	DNP	0-0-0	21-8-0	3-1-0	10-9-0
vs Bradley	12/22/12	66-65	w	3-9-1	DNP	DNP	12-5-0	DNP	0-1-0
vs Colorado State	12/23/12	52-88	L	0-4-0	1-1-0	4-1-0	10-5-0	DNP	4-5-0
vs BYU	12/29/12	71-97	L	9-11-2	2-0-0	6-1-0	17-7-2	DNP	2-0-0
at Maryland	01/05/13	71-94	L	6-7-0	DNP	0-0-0	5-2-1	DNP	DNP