



# HOKIE HOOPS

## 2012-13 GAME NOTES

Virginia Tech  
(5-0, 0-0)

vs.

Iowa  
(5-1, 0-0)

### 2012-13 Schedule & Results

(5-0, 0-0 ACC)

Date	Opponent	W	L
11/10	ETSU (ESPN3)	W	80-62
11/12	RHODE ISLAND (ESPN3)	W	69-50
11/15	VMI (ESPN3)	W	95-80
11/19	at UNC Greensboro (ESPN3)	W	96-87
11/23	APPALACHIAN ST. (ESPN3)	W	87-78

#### Big Ten/ACC Challenge

12/27	IOWA%	7:15 p.m.	ESPN
12/ 1	15/17 OKLAHOMA STATE	2 p.m.	ESPN3
12/ 8	at West Virginia	4 p.m.	ESPN2

#### Continental Tire Las Vegas Classic (Blacksburg, Va.)

12/10	MISSISSIPPI VALLEY STATE#	7 p.m.	ESPN3
12/15	GEORGIA SOUTHERN#	2 p.m.	ESPN3

#### Continental Tire Las Vegas Classic (Las Vegas, Nev.)

12/22	Bradley#	5 p.m.	
12/23	Champ./Consolation	6/8:30 p.m.	CBS SN

12/29	BYU (Salt Lake City, Utah)	2 p.m.	ESPN
1/ 5	at Maryland*	12 p.m.	ACCN
1/ 9	BOSTON COLLEGE*	7 p.m.	RSN
1/12	at Georgia Tech*	2:30 p.m.	ACCN
1/19	WAKE FOREST*	2 p.m.	ACCN
1/24	VIRGINIA*	8 p.m.	ACCN
1/27	at Clemson*	1 p.m.	ACCN
1/30	MIAMI*	9 p.m.	RSN
2/ 2	at North Carolina*	12 p.m.	ACCN
2/ 7	MARYLAND*	9 p.m.	ACCN
2/ 9	GEORGIA TECH*	1 p.m.	RSN
2/12	at Virginia*	7 p.m.	ESPN
2/16	at NC State*	2 p.m.	ESPN/ESPN2
2/21	DUKE*	9 p.m.	ESPN/ESPN2
2/24	FLORIDA STATE*	6 p.m.	ESPN
2/27	at Miami*	7 p.m.	RSN
3/ 2	CLEMSON*	8 p.m.	RSN
3/ 5	at Duke*	7 p.m.	ESPN
3/10	at Wake Forest*	2 p.m.	ACCN

#### ACC Tournament - Greensboro, N.C.

3/14-	TBA	ACCN/ESPN
3/18		

\* - Atlantic Coast Conference Games  
 % - Big Ten/ACC Challenge, Blacksburg, Va.  
 # - Continental Tire Las Vegas Classic  
 All times are EST and are subject to change

Tues., Nov. 27, 2012 • 7:15 p.m.  
Cassell Coliseum (9,847), Blacksburg, Va.



Series vs. Iowa: VT, 2-0      Series Streak: VT, two  
Last Meeting vs. the Hawkeyes: VT, 70-64, 12-1-09, Carver Hawkeye Arena  
Live Stats: hokiesports.com



## Hokies host the Iowa Hawkeyes in the Dicks' Sporting Goods ACC/Big Ten Challenge

### NOTING THE HOKIES

#### About Tonight's Game

The Hokies are 5-0 on the season after defeating Appalachian State, 87-76, on Friday.  
Iowa is 5-1 on the season after losing to Wichita State, 75-63, on Wednesday night in Cancun.  
Virginia Tech leads the all-time series, 2-0.

#### Virginia Tech 87, Appalachian State 76

**Erick Green** scored a career-high 27 points to lead the Hokies to an 87-76 win over Appalachian State on Friday.  
**Jarell Eddie** added 23 points and **Marshall Wood** scored 13 points in the win.

#### The New Boss

This season marks the head coaching debut of **James Johnson**.  
Johnson earned his first head coaching victory with an 80-62 win over ETSU on Saturday.

#### Green is Honored

**Erick Green** has been named the ACC Co-Player of the Week for the week ending Nov. 25. He recorded back-to-back career-highs in scoring during that span.

#### Team Notes

The Hokies are off to the team's best start since the 1984-85 season.  
Five games into the season and only two Hokies have committed double figures in turnovers.

#### Player Notes

**Erick Green** leads the ACC in scoring.  
Green has made his last 31 free throw attempts.  
**Will Johnston** has made nine career field goals. All nine are three-pointers. He hit three of them in the win over VMI, setting a new career-high of nine points and matched that number in the win at UNC Greensboro.  
**Jarell Eddie** and **Erick Green** combined for 25 of the Hokies' final 26 points in the win at UNC Greensboro.



### Hokie Probables

F	42	<b>C.J. Barksdale</b> 5.6 ppg, 4.6 rpg, 1.0 apg	So.	6-8	Danville, Va.
F	31	<b>Jarell Eddie</b> 18.8 ppg, 6.6 rpg, 2.0 apg	Jr.	6-7	Charlotte, N.C.
C	4	<b>Cadarian Raines</b> 9.0 ppg, 7.4 rpg, .515 FG%	r-Jr.	6-9	Petersburg, Va.
G	1	<b>Robert Brown</b> 11.6 ppg, 2.8 rpg, 4.4 apg	So.	6-5	Clermont, Fla.
G	11	<b>Erick Green</b> 24.4 ppg, 3.2 rpg, 5.2 apg	Sr.	6-4	Winchester, Va.

#### Television/Internet

ESPN  
Tom Hart & Tim McCormick



#### Radio

Virginia Tech IMG Sports Network  
Bill Roth & Mike Burnop

#### Follow us on twitter

@VT\_MBBall



#### Virginia Tech Athletics Communications

Primary Contact  
Bill Dyer - Associate Director  
wdyer@vt.edu  
(o) - 540-231-8853  
(c) - 540-998-5906  
Secondary Contact  
Rachel Perreault - Assistant Director  
rachelp5@vt.edu  
(o) - 540-231-2228

### Johnson's Debut

The season-opening victory against ETSU was the debut of **James Johnson** as the head coach of the Hokies ... Johnson, a former assistant and associate head coach with the Hokies, was named to the position on May 2, 2012 ... Johnson is now 5-0 as the coach of the Hokies ... He brings with him 19 years experience as an assistant coach ... He is the only new coach in the ACC this season... For a full bio on Johnson, please page 9 of this release.



James Johnson

### Join the Club

Virginia Tech senior guard **Erick Green** scored 23 points in the win over VMI ... With 19:08 remaining in the game, he hit a jumper near the top of the key and in doing so, he became the 43rd player in Virginia Tech history to reach the 1,000 career point plateau ... Green now has 1,063 career points ... In the win over Appalachian State, Green passed Chris Ellis, Russell Davis and Marshall Ashford into 38th place on the Tech all-time scoring list.



Erick Green

### The Series vs. Iowa

This will be the third meeting between the two schools and the Hokies hold a 2-0 advantage in the all-time series against the Hawkeyes ... All three games have been part of the ACC/Big Ten Challenge ... Tech defeated Iowa, 69-65, on Nov. 29, 2006 in Cassell Coliseum and 70-64 on Dec. 10, 2009 in Carver Hawkeye Arena ... Tech is 18-14 all-time against teams currently in the Big Ten.

### We Challenge You

Tonight, the Hokies host the University of Iowa in the 2012 Dick's Sporting Goods ACC/Big Ten Challenge ... This will be the Hokies' third meeting with the Hawkeyes in the event, with Tech winning each of the first two contests ... Tech is 2-5 all-time in the Challenge and is 1-2 in home Challenge games ... The ACC has won 10 of the 13 Challenges to date ... The Big Ten has won the last three events.

### Lights, Camera, Hokies

All but one Virginia Tech game this season will either be televised or broadcast over the internet ... Only the Virginia Tech game against Bradley in the Continental Tire Las Vegas Classic will be shown.

### Scoring Combos

Entering tonight's game, the Virginia Tech combo of **Erick Green** and **Jarell Eddie** combined are averaging 43.2 points per game ... They constitute the highest-scoring set of teammates in the ACC this season ... The duo of Mason Plumlee and Seth Curry of Duke are averaging 38.0 ppg ... These are the only set of teammates in the ACC averaging more than 35 points per game.



Jarell Eddie

### Green is Honored

**Erick Green** has been named the ACC Co-Player of the Week, for the week ending Nov. 25 ... Green recorded back-to-back career highs in the week, and has scored at least 20 points in every game this season.

### 90 and 80

Virginia Tech won consecutive games, 95-80 over VMI and 96-87 at UNC Greensboro ... This was the first time since Feb. 13 and 15, 2011 that Tech has scored 90-or-more points in back-to-back games ... This was also the first time since Dec. 10 and 17, 1989 that the Hokies allowed opponents 80-or-more points in back-to-back victories ... Tech scored 96 points in the win, the first time that the Hokies had scored that many points in a true road game since defeating Liberty, 101-70, in Lynchburg on Jan. 28, 1995 ... The 87 points for UNCG are the most points scored by an opponent in a true road game Tech victory since Dec. 28, 1993, when Tech defeated Florida Atlantic, 115-87, in Boca Raton, Fla.

### A Little More on 80

Tech has scored at least 87 points in each of the last three games ... This is the first time Tech has scored more than 86 points in three consecutive games since Jan. 25 thru Feb. 1, 1989, when Tech defeated Virginia, Florida State and Louisville by those numbers.

### Making It a Habit

**Erick Green** scored 21 points in the season-opening win over ETSU and followed that with a career-high tying 25-point game in the win over URI ... That was the first time in his career that he scored 20-or-more points in consecutive games ... He scored 23 points in the win over VMI, making for three 20-plus point games in a row and it went to four in a row with a career-high 26 points in the win at UNCG ... The streak went to five straight with a career-high 27 points in the win over Appalachian State ... The App. State game was the 12th career game of 20-or-more points and the 61st time in his collegiate career that he has scored in double figures.

### Starting Strong

With the win over Appalachian State on Friday, the Hokies have opened the 2012-13 season 5-0 ... That is the first time Tech has opened 5-0 since the 1984-85 season, when Tech opened 5-0 ... The school record for most consecutive wins to open a season is 11-0, accomplished twice, in the 1916-17 season and originally, in the 1909-10 season ... Tech won all 11 games that season and the first eight games of the 1910-11 season.

### 4X20 is Rare

**Erick Green** has scored 20-or-more points in the first five games of the 2012-13 season ... The last Hokie to open a season with five consecutive 20-or-more point games was Bryant Matthews, who began the 2003-04 season with five consecutive games of 20-or-more points (New Hampshire, Western Carolina, at Virginia, Morgan St., Old Dominion) ... The longest streak of such games to open a season was nine games by Bimbo Coles in the 1989-90 season ... That streak is also the last time a Tech player scored 20-or-more points in more than four game at any point of a season.

### Second of Three

The Virginia Tech win vs. Appalachian State was the second of three games this season against teams from the Southern Conference ... Tech was a member of the league from 1921 until 1965 ... Virginia Tech is 90-44 all-time against schools currently in the SoCon ... The only team from the SoCon with a winning record against the Hokies is Chattanooga, which is 2-1 against Tech ... Wofford and Tech have a 1-1 all-time series ... The Hokies will play Georgia Southern on Dec. 15 ... None of these three schools were members of the SoCon when Virginia Tech was a member.

### A First, and then, Second for Raines

With his 10 points and career-high 12 rebounds in the win over Rhode Island, **Cadarian Raines** recorded his first career double-double ... It marked the second consecutive game in which a Hokie had recorded a double-double, as **Jarell Eddie** achieved the same feat in the win over East Tennessee State ... Raines made it two consecutive double-doubles when he scored 14 points and had 10 rebounds ... It also marked the Hokies' third straight game with a double-double ... In the win at UNCG, Raines just missed his third consecutive double-double, when he posted nine points and nine rebounds.



Cadarian Raines

### They Are Free, After All

In the win at UNC Greensboro on Monday night, **Erick Green** made all 16 of his free throw attempts ... That is the second-best performance at the line in Tech history ... Rod Wheeler made all 18 of his attempts against Richmond on Dec. 28, 1990 ... Green has made his last 31 free throw attempts ... In the win at UNCG, **Jarell Eddie** made nine of his 10 attempts ... Tech was 34-of-42 from the line in that game, shooting 81.1 percent.

### Big Numbers in Greensboro

Hokie freshman **Marshall Wood** grabbed 11 rebounds in the win at UNC Greensboro ... **Jarell Eddie** (28 points) and **Erick Green** (26 points) each recorded career-highs in the win ... **Will Johnston** tied his career-high with three, three-point field goals ... Tech shot 63.6 percent from the three-point arc ... Tech scored 50 points in the second half, the first time the Hokies had scored 50 points in a half since scoring 50 points in the loss at Maryland on Jan. 28, 2012.



Marshall Wood

### C.J. Breaks Through

Virginia Tech sophomore forward, **C.J. Barksdale** had started the season slowly in the first two games, scoring just two points and grabbing four rebounds in those first two wins ... In the third game of the season, those trends quickly changed, as Barksdale scored a career-high 11 points and grabbed six rebounds in a career-high 25 minutes of action in the win over VMI ... He scored 10 points in 25 minutes in the win over Appalachian State and also had two steals.



C.J. Barksdale

### Stay Out There

Virginia Tech sophomore walk-on **Will Johnston** has earned significant playing time so far this season ... One of the areas that has impressed the coaching staff is his shooting from the three-point arch ... In Johnston's career at Virginia Tech, he has made nine field goals and all nine have been three-pointers ... He hit a career-high three, three-pointers in the win over VMI, earning him a career-high nine points in a career-high 19 minutes of action ... He equalled the number of threes in the next game, as he hit three, three-pointers in the first half of the win at UNCG.



Will Johnston

### Walking On to Minutes

With just seven scholarship players available to him in the win over ETSU, head coach **James Johnson** was forced to use a number of walk-ons in the win ... **Joey Racer**, **Marcus Patrick**, **Christian Beyer** and **Will Johnston** all played ... Tech played four walk-ons in the game, who combined for six points, a rebound, three assists and just one turnover in 18 minutes of action ... Johnston played 15 minutes and scored three points and had a steal ... Johnston played a total of eight minutes last season, with three points.

### Rankin Getting Back in the Groove

**Marquis Rankin** did not play in the season opening win over ETSU due to family concerns ... He returned to the team on the following Monday ... He dressed, but did not play in the win over URI ... He returned to action in the win over VMI, playing three minutes and played eight minutes in the win at UNCG ... In the win over Appalachian State, Rankin played 20 minutes.



Marquis Rankin

### Brown's Back

**Robert Brown** missed 12 weeks of workouts and on-court activities following surgery to repair a fracture to the fifth metatarsal of the left foot, suffered in workouts ... Brown had surgery at LewisGale Hospital at Montgomery, performed by Virginia Tech team orthopaedic surgeon Dr. **Marc Siegel** ... Brown was cleared to return to action on Oct. 11 ... In his first game back, Brown scored 16 points, had five assists and made a career-high four three-point field goals.



Robert Brown

### 500-Plus in the Cassell

The Hokies have a 522-157 overall record in the Cassell, good for a .769 winning percentage ... Tech is 4-0 in Cassell Coliseum this season ... Tech was 11-7 last season and was 12-4 in Cassell the season before, the 50th year for the arena ... The win over Florida State on Jan. 8, 2011, was the 500th victory in the building ... The win over FSU in 2008 marked the Hokies' 600th game played in Cassell Coliseum ... Tech defeated Rhode Island, 86-63, on Nov. 20, 2002, in its 500th game in the arena ... Tech has had just one break-even home season and one losing season in Cassell Coliseum ... The 17 victories for the Hokies at home in the 2009-10 season set a new Cassell Coliseum and school record.

### New, Improving Eddie

Virginia Tech's **Jarell Eddie** was fourth in the ACC in improved scoring from the previous season ... As a freshman, Eddie averaged just 2.9 points per game ... Last season, he improved to 9.1 points per game ... Eddie has more than doubled his scoring average from last season, now averaging 18.8 points per game this season after setting a new career-high with 28 points in the win at UNC Greensboro and scoring 23 points in the win over Appalachian State.

### 300 and Counting

The Hokies have hit at least one three-pointer in every game since joining the ACC in the 2004-05 season ... Tech has now hit a three in 308 consecutive games, the most in school history ... Since the three-point arc was added to college basketball for the 1986-87 season, the Hokies have hit at least one three in all but three games ... The last time that the Hokies did not record a three-point field goal in a game was at Providence on Feb. 1, 2003.

### The State We're In

With the win over VMI, Virginia Tech is 421-305 (.580) all-time against schools from Virginia ... Tech is 1-0 this season and was 2-1 against state schools last year ... The Hokies have played 14 schools from the state ... With the win over Norfolk State on Dec. 11, 2011, the only state Division I school that Tech has not played is Hampton ... Tech holds winning records against 10 of the schools and even records against two others.

### Doubles in Threes

Tech made 14 three-point field goals in the win at UNC Greensboro are the most threes for the Hokies in a game since the team joined the BIG EAST in 2000 and subsequently, the ACC in 2004 ... Research is ongoing to see if Tech had 14-or-more threes in a game since the Hokies set the school record with 16 threes against Marquette on Jan. 7, 1989.

### Stingy with the Ball

**Erick Green** enters tonight's game with 227 assist and just 116 turnovers ... Each of the last two seasons, Green has had at least 40 more assists than turnovers and has more assists than turnovers in each of his first three seasons ... This season, Green has 26 assists to just nine turnovers ... For his career, Green is just short of a 2:1 assist/turnover ratio.

### Newer Than New

Freshman **Greg Donlon** has joined the Hokies program, but you will not find him in the media guide or the game program ... Donlon, a 6-8 forward from Midlothian, Va., was added to the Hokies' roster on Nov. 5.

## The Hokies

Under James Johnson

VT outrebounds opponent.....	3-0
Opponent outrebounds VT .....	2-0
Rebounds are equal.....	0-0
VT leads at the half.....	5-0
VT trails at the half .....	0-0
Game is tied at the half .....	0-0
VT shoots 50% or better .....	2-0
VT outshoots opponent.....	5-0
Opponent outshoots VT .....	0-0
VT holds opp. under 40% .....	2-0
VT scores 100+ points.....	0-0
VT scores 90-99 points.....	2-0
VT scores 80-89 points.....	2-0
VT scores 70-79 points.....	0-0
VT scores 60-69 points.....	1-0
VT scores less than 60 points .....	0-0
Opponent scores 100+ points.....	0-0
Opponent scores 90-99 points.....	0-0
Opponent scores 80-89 points.....	2-0
Opponent scores 70-79 points.....	1-0
Opponent scores 60-69 points.....	1-0
Opp. scores less than 60 points.....	1-0
VT in games 5-or-fewer points or OT .....	0-0
VT at home.....	4-0
VT on the road .....	1-0
VT at a neutral site.....	0-0
Overtime games .....	0-0
VT against conference foes.....	0-0
VT on television/internet.....	5-0
VT vs. ranked teams (AP only).....	0-0
VT as a ranked team (AP only).....	0-0

## Points for Pondering

**Led VT in Scoring:** Green (4), Eddie (1)

**Double Figure Scoring Games:** Green (5), Brown (4), Eddie (4), Raines (2), Barksdale (2), Wood (1)

**40-point Games:** none

**30-39-point Games:** none

**20-29-point Games:** Green (5), Eddie (2)

**Led VT in Rebounding:** Raines (2), Wood (2), Eddie (1)

**Double Figure Rebounding Games:** Raines (2), Eddie (1), Wood (1)

**Led VT in Assists:** Green (4), Brown (2)

**Double Figure Assist Games:** none

**Double-Doubles:** Raines (2), Eddie (1)

**Most Points in a Half:** 51 (2nd vs. UNCG)

**Fewest Points in a Half:** 33 (2nd vs. URI)

**Most Points Allowed in a Half:** 50 (2nd vs. VMI)

**Fewest Points Allowed in a Half:** 24 (1st vs. URI)

**Largest Lead:** 31 pts. (86-51 vs. VMI)

**Largest Deficit:** 5 pts. (4-9, vs. App. State)

**Largest Margin of Victory:** 19 pts. (69-50 vs. URI)

**Largest Margin of Defeat:** N/A

**Largest Deficit Overcome in a Victory:** 5 pts. (4-9, vs. App. State)

**Largest Lead Lost in a Loss:** N/A

**Largest Halftime Lead:** 16 pts. (46-30 vs. VMI)

**Largest Halftime Deficit:** N/A

**Average Margin of Victory:** 14.4 ppg

**Average Margin of Defeat:** N/A

**Average Margin:** +14.4 ppg

\* - Includes ties

## Lots of Youth

Among Virginia Tech's eight active scholarship players, **Erick Green** is the only senior and **Cadarian Raines** and **Jarell Eddie** are the only juniors ... Four players, **Robert Brown**, **C.J. Barksdale**, **Marquis Rankin** and **Joey van Zegeren**, played as freshmen last season, although van Zegeren only played eight minutes and was granted a medical redshirt ... **Marshall Wood** is the lone scholarship freshman this season.

## Sharp Dressed Man

Sophomore **Adam Smith** has joined the Hokie program, but he must sit out this season after transferring from UNC Wilmington ... He will have three seasons of eligibility beginning next fall ... He is able to practice with the Hokies this season ... Smith has already made a name for himself for his natty attire on the bench at Virginia Tech home games.



Adam Smith

## Hokies vs. Ranked Teams

With the loss to #5 Duke in the ACC Tournament last season, the Hokies are 12-38 against nationally ranked teams since joining the ACC for the 2004-05 season ... Tech is 29-146 all-time against teams ranked in the AP poll ... These numbers are only for teams ranked in the AP poll.

## Welcoming Back Old Foes

This season, the Hokies are welcoming back two traditional rivals to the schedule ... Tech defeated VMI, 95-80, on Nov. 15 in a rivalry that dates back to 1909 and will then play West Virginia on Dec. 8 in Morgantown ... Tech and WVU first met in basketball in 1921 and have played 75 times since then ... The teams last met in the 2003-04 season, the Hokies' last as a member of the BIG EAST Conference ... The teams will meet next season in Blacksburg.

## Hokies in Overtime

With the loss at #5 Duke last season, the Hokies are now 57-43 all-time in overtime games ... Tech is 25-21 in road overtime games, 26-9 in home overtime games and 6-13 on neutral courts ... Tech is 11-3 in ACC overtime games ... Prior to the loss at #5 Duke, the last time the Hokies had lost a true road overtime game was Feb. 11, 2006, when Tech fell to Virginia, 81-77, in University Hall ... Tech is 3-6 all-time in overtime games against ranked teams ... Tech is 5-8 in double overtime games and 1-2 in triple overtime games.

## Building Makes it Better?

A case can be made that the Hokies have shown marked improvement in many areas of their game since moving into the Hahn Hurst Basketball practice facility in August 2009 ... One such improvement comes to the forefront ... In the six years before the opening of the practice facility, the Hokies shot a combined 66.2 percent from the free throw line ... Since the opening of the facility, the Hokies are shooting 71.4 percent from the free throw line.

## Roster News

Along with scholarship freshman **Marshall Wood**, the Hokies have two other new faces on the team ... Freshmen **Marcus Patrick** and **Greg Donlon** and sophomore **Christian Beyer** have joined **Joey Racer** and **Will Johnston** as walk-ons this season.

## Rolling Out the Honors

**Will Johnston** and **Joey Racer** were named to the 56th annual Atlantic Coast Conference Academic Honor Roll, recognizing academic excellence by student-athletes during the 2011-12 academic year.

## What We Returned

The Hokies return 1,354 of 2,147 points from last year's team, or 63.1 percent of the scoring ... Tech also returns 51.7 percent of the rebounding and 64.0 percent of the assists.

## More From Greensboro

**Erick Green** and **Jarell Eddie** combined to score 25 of the Hokies' final 26 points in the contest ... **Robert Brown** made a free throw during that span ... The Hokies made a total of four field goals in the final 14 and a half minutes of action, yet scored 31 points during that time ... Green was 12-of-12 from the line in the final 4:18 of the game.

## What The ACC Returned

The ACC returns three players from last season's All-ACC second team ... Virginia Tech's **Erick Green**, NC State's C.J. Leslie and Florida State's Michael Snaer were all on the second team last year ... All five members of the third team return ... NC State is the only school that returns more than one all-league performer (Leslie and Lorenzo Brown) ... No first team members return.

## A Pretty Good Week

**Jarell Eddie** shot .778 from the field, .900 from three-point range and .875 from the free throw line in the wins at UNCG and at home against Appalachian State ... He scored more than 20 points in both games, including a career-high of 28 points at UNCG.

### Young But Experienced

The Hokies have but one scholarship senior on this year's team, **Erick Green** ... Tech also has two juniors ... Everyone else is either a sophomore or freshman ... However, the Hokies' returning players have accounted for 314 game appearances, including 110 career starts, entering the 2012-13 season ... Green has 57 of those career starts and **Jarell Eddie** has 32 of the career starts.

### The New Assistants

Along with the hiring of **James Johnson** as the Hokies' new head coach, Tech has added experienced aides for Johnson in his first season ... **Kurt Kanaskie**, **Ramon Williams** and **Mark Byington** bring 60 years of college basketball coaching experience to the staff ... **Andy Moore**, who was an assistant at Michigan, Bowling Green and Eastern Michigan has joined the staff as Director of Men's Basketball Operations.

### Making the Debut

Three Hokies made their collegiate debut in the win over East Tennessee State ... Freshmen **Marshall Wood** and **Marcus Patrick**, along with sophomore **Christian Beyer**, saw their first collegiate action ... The trio combined for five points, seven rebounds and three assists.

### Won't Get Lost

Two of the new assistants this season, **Ramon Williams** and **Mark Byington**, won't have to ask for too many directions around town ... Williams is a native of Roanoke and played collegiately at VMI, while Byington was raised in Salem and lived in Blacksburg for a short time ... Williams and his twin brother, Damon, have remained very active in the Roanoke community through the years ... New video coordinator, **Winston Curry**, is also a Roanoke native.

### Win 10

With Virginia Tech's win over Boston College last season, it marked the ninth straight season that the Hokies had won at least 10 home games ... Tech's longest streak of 10-or-more home victories is 11 consecutive seasons, from 1975-76 through the 1985-86 season.

### Eddie is Honored

**Jarell Eddie** was named to the 2012 All-Atlantic Coast Conference Academic Men's Basketball team ... The junior from Charlotte, N.C., was one of 12 players from seven ACC schools named to the team.

### More From the Line

**Erick Green** enters today's game shooting 80.3 percent from the free throw line for his career ... By hitting his last 31 free throw attempts, he has moved into a tie with Russell Davis for seventh place in career free throw shooting percentage at Virginia Tech ... Green, along with junior wing **Jarell Eddie**, combined for 84.2 percent from the free throw line last season ... Eddie is 82.5 percent from the line in his career, but does not, at this point, have enough free throw attempts to qualify for the list ... Eddie's 86.8 percent from the line last season was the fifth-best season in Virginia Tech history.

### Green at the Line

**Erick Green** has made his last 31 free throw attempts, including a 16-for-16 night in the win at UNCG ... While there is no Virginia Tech record for most consecutive free throws made, Malcolm Delaney made 39 consecutive free throws from Dec. 1, 2008 through Jan. 4, 2009 ... He made 41 of 42 free throws in the month of December in 2008 ... The ACC record for consecutive free throws is 68, held by Scott Wood of NC State.

***Jarell Eddie has made a three-point field goal in an ACC-best 16 consecutive games.***



***Erick Green scored his 1,000th career point in the win over VMI on Dec. 15 in Cassell Coliseum.***

### Hokies in Season and Home Openers

With the win over ETSU, Virginia Tech is now 9-0 in season openers since joining the ACC and the same 9-0 in home openers since joining the ACC ... The Hokies are 40-10 in season openers since the opening of Cassell Coliseum (this does not include the season opener of the 1961-62 season, since Cassell opened in January of that season, nor does it include the season opener in the 2002-03 season that the Hokies lost to St. Bonaventure in the Paradise Jam, that was later vacated by St. Bonaventure due to an ineligible player) ... The Hokies are 50-2 all-time in home openers in Cassell Coliseum and won their first 25 home openers in the arena before losing to James Madison, 70-67, in the home opener in 1986.

### Hokies' All-Time Record

Virginia Tech is now 1347-1109 all-time in collegiate basketball, good for a .548 winning percentage ... This is the Hokies' 104th season of men's basketball.

### Scoring Lots of Points

Erick Green has scored 122 points in the first five games of the regular season ... That is the most points scored in the first five games of a season by a Virginia Tech player since Bryant Matthews scored 137 points in the first five games of the 2003-04 season ... He had 152 points in the first six games and 178 points in the first seven games ... He scored his 200th point of the season in the ninth game of the season.



## TOP INDIVIDUAL PERFORMANCES

### VIRGINIA TECH

#### Points

28	Jarell Eddie at UNCG
27	Erick Green vs. App. State
26	Erick Green at UNCG
25	Erick Green vs. URI
23	Erick Green vs. VMI
23	Erick Green vs. App. State
21	Erick Green vs. ETSU
17	Jarell Eddie vs. ETSU
17	Jarell Eddie vs. VMI
16	Robert Brown vs. ETSU

#### Rebounds

12	Cadarian Raines vs. URI
11	Marshall Wood at UNCG
10	Jarell Eddie vs. ETSU
10	Cadarian Raines vs. VMI
9	Cadarian Raines at UNCG
8	Jarell Eddie vs. URI
8	Jarell Eddie vs. VMI
8	Joey van Zegeren vs. VMI
8	Marshall Wood vs. App. State

#### Assists

6	Erick Green vs. ETSU
6	Erick Green vs. VMI
6	Erick Green at UNCG
6	Robert Brown vs. App. State
5	Robert Brown vs. ETSU

#### Steals

3	Erick Green vs. VMI
2	five times

#### Blocks

4	Marshall Wood vs. URI
3	Jarell Eddie at UNCG
2	Jarell Eddie vs. URI

### OPPONENTS

#### Points

25	Travis Simpson, UNCG
24	Xavier Munford, URI
23	D.J. Covington, VMI
23	Derrell Armstrong, UNCG
21	Jay Canty, App. State
20	Lester Wilson, ETSU
19	Jamaal Trice, App. State

#### Rebounds

12	Kelvin McNeil, UNCG
9	Lester Wilson, ETSU

#### Assists

4	Rodney Glasgow, VMI
4	Travis Simpson, UNCG
4	Drew Parker, UNCG
3	K. Gadsden-Gilliard, ETSU
3	Petey McClain, ETSU
3	Marcus Dubose, ETSU
3	Joe Carr, VMI

#### Steals

3	Nathan Healy, App. State
2	Xavier Munford, URI
2	Drew Parker, INCG
1	Rodney Glasgow, VMI

#### Blocks

3	D.J. Covington, VMI
2	Phillip Anglade, VMI

## Coaching Starts at Tech

**James Johnson** is off to a 5-0 start in his head coaching career at Virginia Tech ... He is the fourth head coach in Virginia Tech history to jump out to at least a 5-0 start and the first since Monk Younger in the 1920-21 season to do so ... Here is a list of all of the Tech coaches that have achieved that mark.

Branch Bocock (1909-11).....	19-0 <i>(11-0 in his first season, 19-0 straight wins)</i>
H.P. Sanborn (1916-17) .....	11-0
Monk Younger (1920-21) .....	8-0
James Johnson (2012-13).....	5-0

## What's Up Next?

The Hokies conclude this three-game homestand when they host Oklahoma State on Saturday ... Game time is 2 p.m. and the game will be shown on ESPN3.

## On This Date

Virginia Tech is 6-3 all-time in games played on Nov. 27 ... Tech won its last game on this date, 73-64, over St. Bonaventure in Cassell Coliseum ... Tech is 5-1 in home games on this date and has won its last two games at home on this date ... Tech is 0-1 against Big Ten teams on this date, but has never played in the Challenge on this date ... The Hokies lost to Illinois, 85-75, in San Juan on this date in 1994 ... Tech has never played Iowa on this date ... Tech is 153-108 on Tuesdays all-time.

## 2012-13 Starters

Green, Brown, Eddie, Barksdale, Raines.....5-0

## Virginia Tech Streaks

	Total	Home	Road	Neutral
Overall	Won 5	Won 4	Won 1	Lost 1
ACC*	Lost 4	Lost 2	Lost 5	---
Non-Conference	Won 5	Won 4	Won 3	Lost 1

\* - regular season games only

Longest winning streak this season 5, current  
Longest losing streak this season n/a

## Attendance Figures

Virginia Tech, like other ACC schools, announce total tickets distributed at home games ... That includes season tickets, individual game tickets and student tickets.

## Compare & Contrast

<b>VT</b> .....	<b>UI</b>	
85.4 .....	Points .....	69.3
71.0 .....	Points Allowed.....	56.3
48.3% .....	FG% .....	41.0%
40.7% .....	FG% Defense .....	34.7%
42.7% .....	3FG% .....	34.6%
23.7% .....	3FG% Defense.....	25.4%
74.5% .....	FT% .....	70.7%
38.2 .....	Rebounds .....	40.0
+1.8 .....	Rebound Margin.....	+4.3
15.6 .....	Assists.....	13.3
11.8 .....	Turnovers.....	14.3
5.6.....	Steals.....	7.0
4.6.....	Blocks .....	6.2

## Coming Next Year

Virginia Tech has announced the signing of four players to national letters of intent ... Donte Clark, a 6-4 guard from Charlotte, N.C., Ben Emelogu, a 6-5 guard from Grand Prairie, Texas, Maurice Kirby, a 6-9 forward from Chandler, Ariz., and Trevor Thompson, a 6-10 forward from Indianapolis, Ind., all signed with the Hokies on Nov. 14 and will join the program in the fall of 2013.

## VT vs. The Conferences

<b>ACC REGULAR SEASON</b> .....	<b>0-0</b>
Atlantic Sun (ETSU) .....	1-0
Atlantic 10 (URI) .....	1-0
Big 12 (Oklahoma State, West Virginia).....	0-0
Big South (VMI) .....	1-0
Big Ten (Iowa) .....	0-0
MVC (Bradley) .....	0-0
Southern (UNCG, App. St., Ga. Southern) .....	2-0
SWAC (Miss. Valley State) .....	0-0
West Coast (BYU) .....	0-0
<b>Total</b> .....	<b>5-0</b>

## Where to Find It

Many Virginia Tech men's basketball facts are available on hokiesports.com ... Below is a listing of URLs that may be helpful to the media.

### The Last Time:

<http://www.hokiesports.com/lasttime.html>

### Tech's all-time games against ranked opponents:

<http://www.hokiesports.com/mbasketball/rankedopp.html>

### Opponent History:

<http://www.hokiesports.com/mbasketball/opponents.html>

### Past Schedules:

<http://www.hokiesports.com/mbasketball/pastschedules.html>

### All-time overtime games:

<http://www.hokiesports.com/lasttime.html> go to men's basketball and toggle the "Show Only OT Games" button

The Last Time page is customizable to search a wide range of topics.

*Player bio pages have career highs, multiple splits and career game-by-game stats.*

## What is a Hokie?

That's the most frequently asked question regarding Virginia Tech athletics ... The answer leads all the way back to 1896 when Virginia Agricultural and Mechanical College changed its name to Virginia Polytechnic Institute ... With the change came the necessity for writing a new cheer and a contest for such a purpose was held by the student body ... Senior O.M. Stull won first prize for his "Old Hokie" yell which still is used today ... Later, when asked if "Hokie" had any special meaning, Stull explained the words he used had no hidden or symbolic meaning, but had been thought up in an effort to get attention ... Hokie soon became a nickname for all Tech teams and for those people loyal to Tech athletics.

***In the last meeting with Iowa at Carver Hawkeye Arena in 2009, Erick Green played, but had no stats in two minutes of action and Cadarian Raines was active, but did not play in the contest.***

# Virginia Tech Athletics Communications

## ON THE INTERNET

### [www.hokiesports.com](http://www.hokiesports.com)

The official Web site of Virginia Tech athletics provides media and fans with schedules, results, rosters, bios, statistics, general releases and game notes on the Hokies.

The Gameday section has live stats, radio and television coverage information and other pertinent information. This section is for home games only.



### [hokiesports.com/media](http://hokiesports.com/media)

A media-only Web site is designed to make the media's job easier. Here you will find high-resolution, color mug shots of every Hokie basketball player and coach available to download. Please contact the Athletics Communications Office for access to this media-only site.

### Twitter

Follow the Hokies on Twitter @VT\_MBBall.

### [www.theacc.com](http://www.theacc.com)

Updated standings, results, schedules, statistics and notes are posted each week during the season.

## Our Name, Please

When referring to Virginia Tech, we ask that you please leave it at that - Virginia Tech ... Virginia Tech University is not now and never has been a name for the school ... The official name of the university is Virginia Polytechnic Institute and State University ... "VahTech", VPI, VPI&SU, VPI and SU and Va. Tech are also not recognized names and should not be used ... VT is acceptable as a shortended, agate form ... When referring to the school by its nickname, please use "Hokies" ... Your help in these matters is appreciated.

## How To Say It

Cassell Coliseum .....Castle  
Cadarian Raines.....suh-DARE-ee-un  
Christian Beyer .....BYE-ur  
Jarell Eddie.....ju-RELL  
Joey van Zegeren .....van ZEG-grin  
Kurt Kanaskie .....kuh-NAS-key  
Mark Byington .....BYE-een-ton  
Marquis Rankin.....mar-KEES  
Ramon Williams.....RAY-mon

## WHO TO CONTACT

### Request for Interviews

#### Men's Basketball ACO

Bill Dyer  
(540) 231-8852 - office  
(540) 552-8461 - home  
(540) 998-5906 - cell  
wdyer@vt.edu

#### Secondary Contact

Rachel Perreault  
(540) 231-2228 - office  
(603) 767-6492 - cell  
rachelp5@vt.edu

### Requests for Photos

#### Director of Photography

Dave Knachel  
(540) 231-1838  
dknachel@vt.edu



### Bill Dyer

Associate Director of  
Athletics Communications



### Rachel Perreault

Assistant Director of  
Athletics Communications

## A New Way To Watch

Several Virginia Tech basketball games will be available via internet streaming, free of charge ... Here is a list of the games that were shown on ESPN3 and WatchESPN app.

### ESPN3 EXCLUSIVE

Nov. 10	vs. ETSU
Nov. 12	vs. Rhode Island
Nov. 15	vs. St. Bonaventure
Nov. 19	at UNC Greensboro
Dec. 1	vs. Oklahoma State
Dec. 10	vs. Miss. Valley State
Dec. 15	vs. Georgia Southern
Jan. 25	vs. BYU

\*- All games shown over the air on ESPN, ESPN2, ESPNU, RSN and the ACC network will also be shown on ESPN3 or the WatchESPN app.

### In the Cassell in the ACC

Virginia Tech is 102-34 in Cassell Coliseum as a member of the ACC ... Here is a year-by-year breakdown.

	Regular	Post	Overall
2004-05	12-3	1-0	13-3
2005-06	10-7	0-0	10-7
2006-07	13-2	0-0	13-2
2007-08	12-2	2-1	14-3
2008-09	9-5	1-1	10-6
2009-10	15-1	2-1	17-2
2010-11	11-3	1-1	12-4
2011-12	11-7	---	11-7
2012-13	4-0	---	4-0
<b>Totals</b>	<b>97-30</b>	<b>7-4</b>	<b>104-34</b>

### All-Time Scoring

Here is a list of the names **Erick Green** is approaching on the list of all-time leading scorers in Virginia Tech history.

#### Career Points

33. Rolan Roberts	1,169
34. Dick Sayre	1,165
35. Coleman Collins	1,144
36. Brian Chase	1,115
37. Jay Purcell	1,075
<b>38. Erick Green</b>	<b>1,063</b>

### Career Double-Doubles

#### 2008-09 Season

No active players

#### 2009-10 Season

No active players

#### 2010-11 Season

No active players

#### 2011-12 Season

**Jarell Eddie (1)**  
vs. BYU (12 pts./14 rebs.)\*

#### 2012-13 Season

**Jarell Eddie (1)**  
vs. ETSU (17 pts./10 rebs.)  
**Cadarian Raines (2)**  
vs. Rhode Island (10 pts./12 rebs.)\*  
vs. VMI (14 pts./10 rebs.)

\* - career highs at the time

**Jarell Eddie's five-for-five from three-point range in the win at UNC Greensboro is the best three-point shooting performance in the ACC this season.**

### Tech Talk Live

**Tech Talk LIVE!**, Presented by Geico is broadcast every Monday night at Bull & Bones Brewhaus and Grill at the First and Main complex in Blacksburg.

The radio program airs from 7-8 p.m. in front of a live audience, and can be heard on Virginia Tech IMG Sports Network radio affiliates throughout the region and on-line through Hokies All-Access.

Coach James Johnson appears on the program. Fans are encouraged to attend and can submit a question or comment via hokiesports.com



### Radio Network

#### 2011-12 Virginia Tech IMG Sports Network

<b>Abingdon</b>	<b>WFHG-FM 92.7 FM</b>
<b>Blacksburg</b>	<b>WBRW-FM105.3 FM</b>
<b>Blackstone</b>	<b>WBBC-FM 93.5 FM</b>
<b>Bluefield, WV</b>	<b>WKQY-FM 100.9 FM</b>
<b>Bluefield, WV</b>	<b>WKEZ-AM 1240 AM</b>
<b>Bristol</b>	<b>WFHG-AM 980 AM</b>
<b>Charlottesville</b>	<b>WKAV-AM 1400 AM</b>
<b>Clifton Forge, Va</b>	<b>WJVR-FM 101.9 FM</b>
<b>Clincho</b>	<b>WDIC-AM 1430 AM</b>
<b>Clintwood</b>	<b>WDIC-FM 92.1 FM</b>
<b>Chatham/Gretna</b>	<b>WMNA-FM106.3 FM</b>
<b>Galax</b>	<b>WWWJ-AM1360 AM</b>
<b>Gate City</b>	<b>WGAT-AM 1050 AM</b>
<b>Harrisonburg</b>	<b>WSIG-FM 96.9 FM</b>
<b>Jacksonville, NC</b>	<b>WAVQ-AM1400 AM</b>
<b>Lebanon</b>	<b>WLRV-AM 1380 AM</b>
<b>Luray</b>	<b>WMXH-FM105.7 FM</b>
<b>Lynchburg</b>	<b>WLNI-FM 105.9 FM</b>
<b>Marion</b>	<b>WOLD-FM102.5 FM</b>
<b>Martinsville</b>	<b>WMVA-AM1450 AM</b>
<b>Morningside, MD</b>	<b>WHFS-AM 1580 AM</b>
<b>New Bern, NC</b>	<b>WWNB-AM1490 AM</b>
<b>New Bern, NC</b>	<b>WWNB-FM103.9 FM</b>
<b>Norfolk</b>	<b>WNIS-AM 790 AM</b>
<b>Onley</b>	<b>WESR-AM 1330 AM</b>
<b>Onley</b>	<b>WESR-FM 103.3 FM</b>
<b>Richmond</b>	<b>WRNL-AM 910 AM</b>
<b>Richmond*</b>	<b>WRVA-AM 1140 AM</b>
<b>Roanoke</b>	<b>WSNV-FM 93.5 FM</b>
<b>Staunton</b>	<b>WTON-AM1240 AM</b>
<b>Tazewell</b>	<b>WKQY-FM 100.1 FM</b>
<b>Warsaw</b>	<b>WNNT-FM107.5 FM</b>
<b>Warsaw</b>	<b>WNNT-AM 690 AM</b>
<b>Washington, DC</b>	<b>WJFK-FM 106.7 FM</b>
<b>White Stone</b>	<b>WIGO-FM 104.9 FM</b>
<b>Winchester</b>	<b>WINC-AM 1400 AM</b>
<b>Wytheville</b>	<b>WXBX-FM 95.3 FM</b>

### VT App

Virginia Tech basketball game broadcasts can be heard throughout the mid-Atlantic region on a network of radio stations and on SiriusXM Satellite radio ... Fans can also follow the action of the Virginia Tech IMG Sports Network on their iPhone, Android and BlackBerry devices ... The official mobile application of Virginia Tech athletics offers easy and instant access to up-to-the-minute news, scores, live game play-by-play, stats, schedules and rosters, streaming audio and more.

The free mobile application will include access to the following features:

#### HEADLINES

- LIVE GAME SCORING FROM GAMETRACKER (SUBJECT TO GAMETRACKER AVAILABILITY)
- PREVIOUS GAME AND NEXT GAME SCHEDULES AND SCORES
- LIVE SCORING UPDATES
- PLAY-BY-PLAY COVERAGE
- PLAYER AND TEAM STATS
- BOX SCORE
- ON-DEMAND VIDEO (SUBJECT TO VIDEO AVAILABILITY)
- SCHEDULES AND SCORES
- ROSTERS
- IN-APP ALERT SYSTEM
- SHARING VIA EMAIL AND FACEBOOK

### Making Their Debuts

**James Johnson** is the 13th person to make their collegiate head coaching debut as a head coach at an Atlantic Coast Conference school ... The first was Horace "Bones" McKinney at Wake Forest in 1957 ... Among the others on this list are Jeff Jones, Vic Bubas, Bill Guthridge and the legendary Dean Smith ... One of the 12 other coaches, Sidney Lowe at NC State in 2006, had been an NBA head coach prior to making his collegiate debut.

**Erick Green's 16-for-16 from the free throw line in the win over UNCG is the fourth-best performance at the charity stripe in ACC history.**



# Head Coach James Johnson

James Johnson begins his first season as Virginia Tech's head men's basketball coach. Director of Athletics Jim Weaver named Johnson to the position on May 1, 2012.

On Nov. 10, 2012, in his first game as a collegiate head coach, Johnson picked up his first head coaching victory, an 80-62 win over East Tennessee State in Cassell Coliseum. Johnson is now 5-0 as head coach of the Hokies.

No stranger to the Hokie Nation, Johnson spent the last five seasons on the men's basketball staff at Virginia Tech. He was an assistant coach from 2007-2011 before being promoted to associate head coach prior to last season. He had accepted an assistant coaches' position at Clemson on April 13 of this year, but returns to Blacksburg to take over the reins of the men's basketball program.

"I am very pleased to welcome James Johnson as the new head men's basketball coach at Virginia Tech," Weaver said. "He is an individual with 19 years of coaching experience, who has spent the last five years here at Virginia Tech.

He knows and has recruited most of our current players. We believe that he is the right person at this moment in time."

Johnson joined the Hokies following two seasons as an assistant at George Mason. While at Mason, he focused on organizing the team's defensive efforts in practice and games. The Patriots were a combined 45-23 in his two seasons and advanced to the 2006 NCAA Final Four.

Before GMU, Johnson spent two seasons as an assistant coach at Penn State. He was the recruitment coordinator for the Nittany Lions. Prior to Penn State, Johnson had a one-year stint as an assistant at the College of Charleston and he spent two years as an assistant at Elon.

"Virginia Tech and the Hokie Nation have a special place in my heart and I am blessed and excited for the opportunity to become the head basketball coach," Johnson said. "I look forward to working with a great group of young men and moving forward with this program."

Johnson, a native of Powhatan, Va., was a four-year player and three-year



starter at Ferrum College. A three-time Defensive Player of the Year, he helped guide his team to two conference championships and a berth in the NCAA Division III Tournament. He was also voted his team's Most Valuable Player in 1993. In 2001, Johnson was selected as one of the Top 10 players in Ferrum basketball history. In September of 2009, Johnson was elected into the Ferrum College Athletic Hall of Fame.

After graduating from Ferrum with a bachelor of science in psychology in 1993, he immediately stepped into the coaching ranks at his alma mater and served as an assistant for two seasons. Johnson helped guide the Panthers to a regular-season conference title.

In 1995, Johnson moved on to Longwood College as an assistant and then spent one year at Hargrave Military Academy, where he worked with the post-graduate team. In 1997, he began a three-year run as an assistant at Old Dominion. Johnson is a member of the Black Coaches Association (BCA) and the National Association of Basketball Coaches (NABC). In March 2001, Rivals.com named Johnson one of the Top 20 Assistant Coaches at Mid-Major Division I Schools. He was a squad leader in the Army National Guard from 1989-91.




***James Johnson begins his first season as the head coach of the Hokies. The Powhatan, Va., native spent the previous five seasons as an assistant coach for Virginia Tech.***

# The Last Time That...

---

Tech scored 100 points and won: 103-94, OT vs. Seton Hall, 1-2-10  
Tech scored 100 points and lost: 100-104 2OT vs. Maryland, 2-27-10  
Tech played in overtime: 65-70, OT, at Duke, 2-25-12  
Tech played in consecutive overtime games: 75-74 at Clemson, 2-8-06 & 77-81 at Virginia, 2-11-06  
Tech played 2 OT: 100-104, 2OT vs. Maryland, 2-27-10  
Tech played 3 OT: 86-90 at WVU, 2-2-83  
Tech scored 100+ points: 102-77, vs. Georgia Tech, 2-13-11  
Tech scored 90-99 points: 96-87, at UNC Greensboro, 11-19-12  
Tech scored 80-89 points: 87-76, vs. Appalachian State, 11-23-12  
Tech scored 70-79 points: 74-73, OT, vs. Georgia Tech, 2-18-12  
Tech scored 60-69 points: 69-50, vs. Rhode Island, 11-12-12  
Tech scored 50-59 points: 56-60, vs. Duke (ACCT), 3-9-12  
Tech scored 40-49 points: 47-48 at Florida State, 2-16-12  
Tech scored 30-39 points: 33-43 at East Carolina, 1966-67 season  
Tech scored 20-29 points: 27-40 at McGuire Gen., 1945-46 season  
Tech scored 10-19 points: 16-45 at Virginia, 1938-1939 season  
Tech scored less than 10 points: 7-31 at W&L, 1922-1923 season  
Tech allowed 100+ points: 100-104, 2OT vs. Maryland, 2-27-10  
Tech allowed 90-99 points: 103-94, OT vs. Seton Hall, 1-2-10  
Tech allowed 80-89 points: 96-87, at UNC Greensboro, 11-19-12  
Tech allowed 70-79 points: 87-76, vs. Appalachian State, 11-23-12  
Tech allowed 60-69 points: 80-62, vs. ETSU, 11-10-12  
Tech allowed 50-59 points: 69-50, vs. Rhode Island, 11-12-12  
Tech allowed 40-49 points: 47-48 at Florida State, 2-16-12  
Tech allowed 30-39 points: 99-34, vs. Mount St. Mary's, 1-2-11  
Tech allowed 20-29 points: 31-25 vs. Richmond, 2-1-46  
Tech allowed 10-19 points: 60-19 vs. Lynchburg College, 1-9-46  
Tech allowed less than 10 points: 28-9 vs. Hampden-Sydney, 1-17-23  
Largest margin of victory: 83 points vs. Randolph Macon Academy, 87-4, 1-10-11  
Largest margin of victory in an ACC game: 29 points vs. Wake Forest, 94-65, 1-15-11  
Two Tech players recorded double-doubles in a game: Jeff Allen (18 pts./15 rebs.) and Victor Davila (12 pts./10 rebs.) vs. Duke, 2-26-11  
Two Tech players recorded double-doubles in consecutive games: vs. UNC, ACC Tournament, 3-13-09 and vs. Duquesne, NIT, 3-18-09  
Tech player had five or more steals: Manny Atkins (5) vs. Mount St. Mary's, 1-2-11  
Tech player had 10 or more assists in a game: Malcolm Delaney (10) vs. Baylor, NIT, 3-21-09  
Tech player had 20 or more rebounds in a game: Jeff Allen (21) vs. Longwood, 12-14-08  
Two Tech players had double figures in rebounds: Victor Davila (10 rebounds) and Jeff Allen (15 rebounds) vs. Duke, 2-26-11  
Two Tech players had five or more assists: Dorian Finney-Smith (5) & Tyrone Garland (5) vs. FIU, 11-15-11  
Two Tech players scored 20 or more points: Erick Green (27 points) & Jarell Eddie (23 points) vs. Appalachian State, 11-23-12  
Two Tech players scored 20 or more points in consecutive games: Erick Green & Jarell Eddie 11-19-12 & 11-23-12  
Tech player scored 30-39 points in a game: 31, Dorenzo Hudson vs. FIU, 11-15-11  
Tech player scored 40-49 points in a game: 41, Dorenzo Hudson vs. Seton Hall, 1-2-10  
Tech player scored 50+ points in a game: 51, Bimbo Coles vs. Southern Miss., 2-6-88  
Tech defeated a ranked opponent on the road: 80-77 at #12/13 Clemson, 2-25-09  
Tech defeated a ranked opponent at home: 64-60 vs. #1 Duke, 2-26-11  
Tech player had consecutive double-doubles: Cadarian Raines, 11-12-12 & 11-15-12  
Tech player had six consecutive double-doubles: Jeff Allen, 1-30-11, 2-2-11, 2-5-11, 2-13-11, 2-15-11 & 2-19-11  
Tech player had seven consecutive double-doubles: Jeff Allen, 1-25-11, 1-30-11, 2-2-11, 2-5-11, 2-13-11, 2-15-11 & 2-19-11  
Tech held opponent without a double-figure scorer: 65-47 vs. Miami, ACC Tournament, 3-12-09  
Tech had five players score in double figures: vs. VMI, 11-15-12  
Tech had six players score in double figures: vs. Wake Forest, 1-15-11  
Tech did not make a three-point field goal: at Providence, 2-1-03  
Tech's opponent did not make a three-point field goal: at NC State, 2-10-10  
Tech did not shoot a free throw in the first half: vs. Purdue, 12-1-10  
Tech did not shoot a free throw in the second half: vs. Virginia, 12-5-10  
Tech allowed a triple-double: Iman Shumpert (22 pts., 12 rebs., 11 assists), at Georgia Tech, 1-25-11  
Tech allowed fewer than 10 points in a half: 9 points, vs. Eastern Michigan, 12-22-11



**THE STAT CREW SYSTEM**  
**Virginia Tech Combined Team Statistics (as of Nov 23, 2012)**  
**All games**

<b>RECORD:</b>	<b>OVERALL</b>	<b>HOME</b>	<b>AWAY</b>	<b>NEUTRAL</b>
ALL GAMES	5-0	4-0	1-0	0-0
CONFERENCE	0-0	0-0	0-0	0-0
NON-CONFERENCE	5-0	4-0	1-0	0-0

#	Player	gp-gs	min	avg	Total		3-Point		F-Throw		Rebounds			pf	dq	a	to	blk	stl	pts	avg	
					fg-fga	fg%	3fg-fga	3fg%	ft-fga	ft%	off	def	tot									avg
11	Erick Green	5-5	175	35.0	35-70	.500	8-21	.381	44-51	.863	1	15	16	3.2	5	0	26	9	1	10	122	24.4
31	Jarell Eddie	5-5	169	33.8	30-52	.577	16-27	.593	18-20	.900	2	31	33	6.6	8	0	10	14	7	3	94	18.8
01	Robert Brown	5-5	143	28.6	20-51	.392	10-25	.400	8-14	.571	0	14	14	2.8	11	0	22	12	3	3	58	11.6
04	Cadarian Raines	5-5	115	23.0	17-33	.515	0-0	.000	11-17	.647	16	21	37	7.4	15	0	2	7	3	3	45	9.0
33	Marshall Wood	5-0	108	21.6	10-30	.333	4-20	.200	9-15	.600	6	24	30	6.0	14	0	5	4	4	2	33	6.6
42	C.J. Barksdale	5-5	101	20.2	9-21	.429	0-0	.000	10-12	.833	5	18	23	4.6	10	0	6	5	2	2	28	5.6
25	Will Johnston	5-0	57	11.4	8-13	.615	8-13	.615	0-0	.000	0	1	1	0.2	6	0	2	0	0	2	24	4.8
02	Joey van Zegeren	5-0	71	14.2	8-11	.727	0-0	.000	0-4	.000	4	13	17	3.4	11	0	1	3	3	1	16	3.2
24	Joey Racer	3-0	5	1.7	1-1	1.000	1-1	1.000	0-0	.000	0	0	0	0.0	0	0	0	0	0	0	3	1.0
10	Marquis Rankin	3-0	31	10.3	1-2	.500	0-1	.000	0-2	.000	0	0	0	0.0	1	0	2	2	0	1	2	0.7
05	Marcus Patrick	3-0	20	6.7	0-4	.000	0-2	.000	2-2	1.000	0	1	1	0.3	3	0	2	3	0	1	2	0.7
22	Christian Beyer	4-0	4	1.0	0-0	.000	0-0	.000	0-0	.000	0	2	2	0.5	0	0	0	0	0	0	0	0.0
14	Greg Donlon	1-0	1	1.0	0-0	.000	0-0	.000	0-0	.000	0	0	0	0.0	0	0	0	0	0	0	0	0.0
Team											5	12	17									
Total.....		5	1000		139-288	.483	47-110	.427	102-137	.745	39	152	191	38.2	84	0	78	59	23	28	427	85.4
Opponents.....		5	1000		134-329	.407	31-131	.237	56-94	.596	61	121	182	36.4	100	-	53	60	11	23	355	71.0

**TEAM STATISTICS**

	<b>VT</b>	<b>OPP</b>
SCORING	427	355
Points per game	85.4	71.0
Scoring margin	+14.4	-
FIELD GOALS-ATT	139-288	134-329
Field goal pct	.483	.407
3 POINT FG-ATT	47-110	31-131
3-point FG pct	.427	.237
3-pt FG made per game	9.4	6.2
FREE THROWS-ATT	102-137	56-94
Free throw pct	.745	.596
F-Throws made per game	20.4	11.2
REBOUNDS	191	182
Rebounds per game	38.2	36.4
Rebounding margin	+1.8	-
ASSISTS	78	53
Assists per game	15.6	10.6
TURNOVERS	59	60
Turnovers per game	11.8	12.0
Turnover margin	+0.2	-
Assist/turnover ratio	1.3	0.9
STEALS	28	23
Steals per game	5.6	4.6
BLOCKS	23	11
Blocks per game	4.6	2.2
ATTENDANCE	26879	3082
Home games-Avg/Game	4-6720	1-3082
Neutral site-Avg/Game	-	0-0

<b>Date</b>	<b>Opponent</b>		<b>Score</b>	<b>Att.</b>
11/10/12	EAST TENNESSEE STATE	w	80-62	6632
11/12/12	RHODE ISLAND	w	69-50	6270
11/15/12	VMI	w	95-80	6883
11/19/12	at UNCG	w	96-87	3082
11/23/12	APPALACHIAN STATE	w	87-76	7094

\* - Conference game

**Score by Periods**

	<b>1st</b>	<b>2nd</b>	<b>Totals</b>
Virginia Tech	211	216	427
Opponents	161	194	355

**THE STAT CREW SYSTEM**  
**Virginia Tech Team Game-by-Game Comparison (as of Nov 23, 2012)**  
**All games**

<b>Opponent</b>	<b>1st</b>	<b>2nd</b>	<b>Score</b>	<b>Mar</b>	<b>Total FG</b>	<b>FG Pct</b>	<b>3-Pointers</b>	<b>3FG Pct</b>	<b>Free Throws</b>	<b>FT Pct</b>	<b>Rebounds</b>	<b>Assist</b>	<b>T/Over</b>	<b>Block</b>	<b>Steal</b>	<b>Fouls</b>
EAST TENNESSEE STATE	43/28	37/34	80-62	+18	27-58/24-62	.466/.387	10-25/3-16	.400/.188	16-24/11-25	.667/.440	37/39 (2)	19/12	10/12	1/1	5/5	20/18
RHODE ISLAND	36/24	33/26	69-50	+19	26-57/20-59	.456/.339	7-21/1-21	.333/.048	10-17/9-16	.588/.563	42/37 +5	14/4	9/10	9/2	5/3	15/18
VMI	46/30	49/50	95-80	+15	36-68/30-73	.529/.411	11-24/8-37	.458/.216	12-15/12-15	.800/.800	44/33 +11	16/15	13/10	2/6	7/5	15/13
UNCG	45/41	51/46	96-87	+9	24-53/32-75	.453/.427	14-22/11-35	.636/.314	34-42/12-17	.810/.706	41/38 +3	13/16	14/9	8/0	4/5	15/25
APPALACHIAN STATE	41/38	46/38	87-76	+11	26-52/28-60	.500/.467	5-18/8-22	.278/.364	30-39/12-21	.769/.571	27/35 (8)	16/6	13/19	3/2	7/5	19/26

Note: Game totals are displayed in the format TEAM/OPPONENT for each category

**THE STAT CREW SYSTEM**  
**Virginia Tech Points-Rebounds-Assists (as of Nov 23, 2012)**  
**All games**

<b>Opponent</b>	<b>Date</b>	<b>Score</b>		<b>01</b>	<b>02</b>	<b>04</b>	<b>05</b>	<b>10</b>	<b>11</b>	<b>14</b>
				<b>BROWN,ROBE</b>	<b>ZEGEREN,JO</b>	<b>RAINES,CAD</b>	<b>PATRICK,MA</b>	<b>RANKIN,MAR</b>	<b>GREEN,ERIC</b>	<b>DONLON,GRE</b>
EAST TENNESSEE STATE	11/10/12	80-62	w	16-2-5	6-2-0	9-4-0	0-0-1	DNP	21-2-6	DNP
RHODE ISLAND	11/12/12	69-50	w	12-4-4	2-6-0	10-12-2	2-0-0	DNP	25-3-4	DNP
VMI	11/15/12	95-80	w	11-4-4	4-8-1	14-10-0	0-1-1	0-0-0	23-4-6	0-0-0
at UNCG	11/19/12	96-87	w	10-2-3	2-1-0	9-9-0	DNP	2-0-0	26-3-6	DNP
APPALACHIAN STATE	11/23/12	87-76	w	9-2-6	2-0-0	3-2-0	DNP	0-0-2	27-4-4	DNP

<b>Opponent</b>	<b>Date</b>	<b>Score</b>		<b>22</b>	<b>24</b>	<b>25</b>	<b>31</b>	<b>33</b>	<b>42</b>
				<b>BEYER,CHRI</b>	<b>RACER,JOEY</b>	<b>JOHNSTON,W</b>	<b>EDDIE,JARE</b>	<b>WOOD,MARSH</b>	<b>BARKSDALE,</b>
EAST TENNESSEE STATE	11/10/12	80-62	w	0-1-0	3-0-0	3-0-2	17-10-2	5-6-2	0-3-1
RHODE ISLAND	11/12/12	69-50	w	0-1-0	0-0-0	3-1-0	9-8-3	4-3-0	2-1-1
VMI	11/15/12	95-80	w	0-0-0	0-0-0	9-0-0	17-8-3	6-2-0	11-6-1
at UNCG	11/19/12	96-87	w	DNP	DNP	9-0-0	28-5-2	5-11-1	5-6-1
APPALACHIAN STATE	11/23/12	87-76	w	0-0-0	DNP	0-0-0	23-2-0	13-8-2	10-7-2

# ERICK GREEN

SENIOR • GUARD • 6-4 • 185  
WINCHESTER, VA. • PAUL VI

# #11



## SEASON STATISTICS

## SEASON/CAREER GAME HIGHS

Opponent	Min	FG-A-%	3FG-A-%	FT-A-%	O-D-T	A	TO	Blk	Stl	Pts
EAST TENNESSEE ST.	34	6-11-.545	1-4-.250	8-12-.667	0-2-2	6	1	0	2	21
RHODE ISLAND	34	8-15-.533	4-7-.571	5-8-.625	0-3-3	4	3	0	2	25
VMI	33	9-13-.692	1-1-1.000	4-4-1.000	1-3-4	6	1	0	3	23
at UNC Greensboro	38	4-15-.267	2-4-.500	16-16-1.000	0-3-3	6	2	1	1	26
APPALACHIAN STATE	36	8-16-.500	0-5-.000	11-11-1.000	0-4-4	4	2	0	2	27
IOWA#										
OKLAHOMA STATE										
at West Virginia										
MISSISSIPPI VALLEY STATE!										
GEORGIA SOUTHERN!										
vs. Bradley^										
vs. BYU										
at Maryland*										
BOSTON COLLEGE*										
at Georgia Tech*										
WAKE FOREST*										
VIRGINIA*										
at Clemson*										
MIAMI*										
at North Carolina*										
MARYLAND*										
GEORGIA TECH*										
at Virginia*										
at NC State*										
DUKE*										
FLORIDA STATE*										
at Miami*										
CLEMSON*										
at Duke*										
at Wake Forest*										

### POINTS

Season	27 vs App. State (11/23/12)
Career	27 vs App. State (11/23/12)
ACC	24 at Maryland (1/20/10), vs CU (3/8/12)

### MINUTES PLAYED

Season	38 at UNCG (11/19/12)
Career	43 vs Georgia Tech (2/18/12)
ACC	43 vs Georgia Tech (2/18/12)

### FIELD GOALS MADE

Season	9 vs VMI (11/15/12)
Career	12 at Maryland (1/20/10)
ACC	12 at Maryland (1/20/10)

### FIELD GOAL ATTEMPTS

Season	16 vs App. State (11/23/12)
Career	21 at Maryland (1/28/12)
ACC	21 at Maryland (1/28/12)

### 3-PT FIELD GOALS MADE

Season	4 vs URI (11/12/12)
Career	4, 3x, last vs URI (11/12/12)
ACC	3 vs Georgia Tech (2/13/11)

### 3-PT FIELD GOAL ATTEMPTS

Season	7 vs URI (11/12/12)
Career	8 at Minn. (11/30/11), vs UNC (1/19/12)
ACC	8 vs UNC (1/19/12)

### FREE THROWS MADE

Season	16 at UNCG (11/19/12)
Career	16 at UNCG (11/19/12)
ACC	10 vs Florida State (1/10/12)

### FREE THROW ATTEMPTS

Season	16 at UNCG (11/19/12)
Career	16 at UNCG (11/19/12)
ACC	10 vs Florida State (1/10/12)

### REBOUNDS

Season	4 vs VMI (11/15/12), vs App. St. (11/23/12)
Career	7, 4x, last vs Duke (2/2/12)
ACC	7 at WF(1/7), vs Duke (2/2/12)

### ASSISTS

Season	6, 3x, last at UNCG (11/19/12)
Career	8, Twice, last vs North Florida (12/19/11)
ACC	6, 3x, last at Wake Forest (1/7/12)

### BLOCKS

Season	1 at UNCG (11/19/12)
Career	2 vs VMI (12/9/09), at NC State (2/2/11)
ACC	2 at NC State (2/2/11)

### STEALS

Season	3 vs VMI (11/15/12)
Career	5 vs UNCG (11/21/10), vs SBU (12/23/10)
ACC	4, 4x, last at Florida State (2/16/12)



## 2012-2013 NOTES

Scored 21 points and dished out six assists in season opener against ETSU ... Matched previous career high with 25 points against Rhode Island ... Made it three straight games with 20-plus points to open the season as he scored 23 points and dished out six assists against VMI ... Went an impressive 16-for-16 from the free throw line as part of a 26-point outing, also adding six assists at UNC Greensboro ... Set a new career high with 27 points against Appalachian State.

## CAREER STATISTICS

Year	GP-GS	Min-Avg.	FGM-FGA-Pct.	3FG-FGA-Pct.	FTM-FTA-Pct.	Off.-Def.	Reb-Avg.	A-TO	Blk	Stl	TP-Avg.
09-10	34-1	427-12.6	29-99-.293	11-40-.275	19-28-.679	7-24	31-0.9	31-25	7	17	88-2.6
10-11	32-26	988-30.9	132-319-.414	26-105-.248	80-103-.777	19-54	73-2.3	86-38	9	56	370-11.6
11-12	31-30	1071-34.5	170-388-.438	42-112-.375	101-122-.828	18-83	101-3.3	88-46	4	41	483-15.6
12-13	5-5	175-35.0	35-70-.500	8-21-.381	44-51-.863	1-15	16-3.2	26-9	1	10	122-24.4
<b>Career</b>	<b>102-62</b>	<b>2661-26.1</b>	<b>366-876-.418</b>	<b>87-278-.313</b>	<b>244-304-.803</b>	<b>45-176</b>	<b>221-2.2</b>	<b>231-118</b>	<b>21</b>	<b>124</b>	<b>1063-10.4</b>

# CADARIAN RAINES

R-JUNIOR • FORWARD • 6-9 • 238  
PETERSBURG, VA. • PETERSBURG

# #4



## SEASON STATISTICS

Opponent	Min	FG-A-%	3FG-A-%	FT-A-%	O-D-T	A	TO	Blk	Stl	Pts
EAST TENNESSEE ST.	22	3-9-.333	0-0-.000	3-4-.750	2-2-4	0	0	0	0	9
RHODE ISLAND	28	4-4-1.000	0-0-.000	2-3-.667	5-7-12	2	1	1	0	10
VMI	20	6-9-.667	0-0-.000	2-3-.667	6-4-10	0	0	0	1	14
at UNC Greensboro	27	3-8-.375	0-0-.000	3-4-.750	3-6-9	0	3	1	1	9
APPALACHIAN STATE	18	1-3-.333	0-0-.000	1-3-.333	0-2-2	0	3	1	1	3
IOWA#										
OKLAHOMA STATE										
at West Virginia										
MISSISSIPPI VALLEY STATE!										
GEORGIA SOUTHERN!										
vs. Bradley^										
vs. BYU										
at Maryland*										
BOSTON COLLEGE*										
at Georgia Tech*										
WAKE FOREST*										
VIRGINIA*										
at Clemson*										
MIAMI*										
at North Carolina*										
MARYLAND*										
GEORGIA TECH*										
at Virginia*										
at NC State*										
DUKE*										
FLORIDA STATE*										
at Miami*										
CLEMSON*										
at Duke*										
at Wake Forest*										

\*- ACC games; # - ACC/Big Ten Challenge; !-Continental Tire Las Vegas Classic- Blacksburg, Va.; ^- Continental Tire Las Vegas Classic - Las Vegas, Nev.

## 2012-2013 NOTES

Scored nine points and grabbed four rebounds in the season opener against ETSU ... Notched a double-double with 10 points and 12 boards against Rhode Island ... Made it back-to-back double-doubles with 14 points and 10 rebounds against VMI ... Brought down nine rebounds and put up nine points at UNC Greensboro.

## SEASON/CAREER GAME HIGHS

POINTS	
Season	14 vs VMI (11/15/12)
Career	16 at Duke (2/25/12)
ACC	16 at Duke (2/25/12)

MINUTES PLAYED	
Season	28 vs URI (11/12/12)
Career	39 at Duke (2/25/12)
ACC	39 at Duke (2/25/12)

FIELD GOALS MADE	
Season	6 vs VMI (11/15/12)
Career	7 at Duke (2/25/12)
ACC	7 at Duke (2/25/12)

FIELD GOAL ATTEMPTS	
Season	9 vs ETSU (11/10/12), vs VMI (11/15/12)
Career	12 at Clemson (3/1/12)
ACC	12 at Clemson (3/1/12)

3-PT FIELD GOALS MADE	
Season	N/A
Career	N/A
ACC	N/A

3-PT FIELD GOAL ATTEMPTS	
Season	N/A
Career	N/A
ACC	N/A

FREE THROWS MADE	
Season	3 vs ETSU (11/10/12), at UNCG (11/19/12)
Career	5 vs Georgia Tech (2/18/12)
ACC	5 vs Georgia Tech (2/18/12)

FREE THROW ATTEMPTS	
Season	4 vs ETSU (11/10/12), at UNCG (11/19/12)
Career	8 vs Georgia Tech (2/18/12)
ACC	8 vs Georgia Tech (2/18/12)

REBOUNDS	
Season	12 vs URI (11/12/12)
Career	12 vs URI (11/12/12)
ACC	8 at Clemson (3/1/12)

ASSISTS	
Season	2 vs URI (11/12/12)
Career	2, 4x last vs URI (11/12/12)
ACC	2 vs Georgia Tech (2/18/12)

BLOCKS	
Season	1, 3x, last vs App. State (11/23/12)
Career	5 vs UMBC (12/22/09)
ACC	2 at Duke (2/25/12)

STEALS	
Season	1, 3x, last vs App. State (11/23/12)
Career	3 at Rhode Island (12/7/11)
ACC	2 vs GT (2/18), vs NC State (3/4/12)



## CAREER STATISTICS

Year	GP-GS	Min-Avg.	FGM-FGA-Pct.	3FG-FGA-Pct.	FTM-FTA-Pct.	Off.-Def.	Reb-Avg.	A-TO	Blk	Stl	TP-Avg.
09-10	21-0	165-7.9	12-34-.353	0-0-.000	7-14-.500	20-17	37-1.8	3-6	16	4	31-1.5
10-11	4-0	21-5.3	1-4-.250	0-0-.000	0-0-.000	1-1	2-0.5	0-0	1	0	2-0.5
11-12	31-7	560-18.1	78-149-.523	0-0-.000	24-48-.500	57-64	121-3.9	13-24	24	22	180-5.8
12-13	5-5	115-23.0	17-33-.515	0-0-.000	11-17-.647	16-21	37-7.4	2-7	3	3	45-9.0
<b>Career</b>	<b>63-14</b>	<b>921-14.6</b>	<b>113-232-.487</b>	<b>0-0-.000</b>	<b>47-87-.540</b>	<b>100-106</b>	<b>206-3.3</b>	<b>18-38</b>	<b>45</b>	<b>30</b>	<b>273-4.3</b>

# JARELL EDDIE

JUNIOR • FORWARD • 6-7 • 209  
CHARLOTTE, N.C. • THE CANNON SCHOOL

# #31



## SEASON STATISTICS

Opponent	Min	FG-A-%	3FG-A-%	FT-A-%	O-D-T	A	TO	Blk	Stl	Pts
EAST TENNESSEE ST.	37	6-12-.500	3-7-.429	2-2-1.000	1-9-10	2	3	0	1	17
RHODE ISLAND	35	4-11-.364	1-4-.250	0-0-.000	1-7-8	3	2	2	0	9
VMI	28	6-11-.545	3-6-.500	2-2-1.000	0-8-8	3	4	1	2	17
at UNC Greensboro	34	7-9-.778	5-5-1.000	9-10.900	0-5-5	2	2	3	0	28
APPALACHIAN STATE	35	7-9-.778	4-5-.800	5-6-.833	0-2-2	0	3	1	0	23
IOWA#										
OKLAHOMA STATE										
at West Virginia										
MISSISSIPPI VALLEY STATE!										
GEORGIA SOUTHERN!										
vs. Bradley^										
vs. BYU										
at Maryland*										
BOSTON COLLEGE*										
at Georgia Tech*										
WAKE FOREST*										
VIRGINIA*										
at Clemson*										
MIAMI*										
at North Carolina*										
MARYLAND*										
GEORGIA TECH*										
at Virginia*										
at NC State*										
DUKE*										
FLORIDA STATE*										
at Miami*										
CLEMSON*										
at Duke*										
at Wake Forest*										

\*- ACC games; # - ACC/Big Ten Challenge; !-Continental Tire Las Vegas Classic- Blacksburg, Va.; ^- Continental Tire Las Vegas Classic - Las Vegas, Nev.

## 2012-2013 NOTES

Began the season with a double-double, scoring 17 points and grabbing 10 rebounds against ETSU ... Scored nine points and brought down eight rebounds against Rhode Island ... Put up 17 points and grabbed eight boards against VMI ... Notched a new career high after going a perfect 5-for-5 from beyond the arc and 9-for-10 from the free throw line to score 28 at UNC Greensboro ... Put up 23 points in the win over Appalachian State.

## SEASON/CAREER GAME HIGHS

### POINTS

Season	28 at UNCG (11/19/12)
Career	28 at UNCG (11/19/12)
ACC	17 at Wake Forest (2/22/11)

### MINUTES PLAYED

Season	37 vs ETSU (11/10/12)
Career	37, 3x, last vs ETSU (11/10/12)
ACC	37 at Virginia (1/22/12)

### FIELD GOALS MADE

Season	7 at UNCG (11/19/12), vs ASU (11/23/12)
Career	7 at UNCG (11/19/12), vs ASU (11/23/12)
ACC	6 at Wake Forest (2/22/11)

### FIELD GOAL ATTEMPTS

Season	12 vs ETSU (11/10/12)
Career	14 vs Syracuse (11/23/11)
ACC	12 vs UNC (1/19), vs Clemson (2/4/12)

### 3-PT FIELD GOALS MADE

Season	5 at UNCG (11/19/12)
Career	5 vs NSU (12/11/11), at UNCG (11/19/12)
ACC	4 at WF (1/7/12), vs UNC (1/19/12)

### 3-PT FIELD GOAL ATTEMPTS

Season	7 vs ETSU (11/10/12)
Career	7, 3x, last vs ETSU (11/10/12)
ACC	7 vs North Carolina (1/19/12)

### FREE THROWS MADE

Season	9 at UNCG (11/19/12)
Career	9 at UNCG (11/19/12)
ACC	6 vs Georgia Tech (2/18/12)

### FREE THROW ATTEMPTS

Season	10 at UNCG (11/19/12)
Career	10 at UNCG (11/19/12)
ACC	7 at Maryland (1/28/12)

### REBOUNDS

Season	10 vs ETSU (11/10/12)
Career	14 vs BYU (1/25/12)
ACC	10 at Virginia (1/22/12)

### ASSISTS

Season	3 vs URI (11/12/12), vs VMI (1/15/12)
Career	5 vs Syracuse (11/23/11), vs BYU (1/25/12)
ACC	4 vs Georgia Tech (2/18/12)

### BLOCKS

Season	3 at UNCG (11/19/12)
Career	3 at K-State(11/16/10), at UNCG (11/19/12)
ACC	2 vs Clemson (2/4/12)

### STEALS

Season	2 vs VMI (11/15/12)
Career	2, 4x last vs VMI (11/15/12)
ACC	2 at BC (1/14), vs GT (2/18/12)



## CAREER STATISTICS


Year	GP-GS	Min-Avg.	FGM-FGA-Pct.	3FG-FGA-Pct.	FTM-FTA-Pct.	Off.-Def.	Reb-Avg.	A-TO	Blk	Stl	TP-Avg.
10-11	27-0	295-10.9	25-68-.368	7-32-.819	22-32-.688	18-41	59-2.2	13-17	9	4	79-2.9
11-12	31-30	853-27.5	91-209-.435	52-116-.448	55-64-.859	17-140	157-5.1	44-45	14	16	289-9.3
12-13	5-5	169-33.8	30-52-.577	16-27-.593	18-20-.900	2-31	33-6.6	10-14	7	3	94-18.8
<b>Career</b>	<b>65-37</b>	<b>1364-21.0</b>	<b>148-339-.437</b>	<b>77-181-.425</b>	<b>99-120-.825</b>	<b>37-214</b>	<b>251-3.9</b>	<b>69-78</b>	<b>30</b>	<b>24</b>	<b>472-7.3</b>



# ROBERT BROWN

SOPHOMORE • GUARD • 6-5 • 190  
CLERMONT, FLA. • HARGRAVE MIL. ACAD.

# #1



## SEASON STATISTICS

Opponent	Min	FG-A-%	3FG-A-%	FT-A-%	O-D-T	A	TO	Blk	Stl	Pts
EAST TENNESSEE ST.	32	6-12-.500	4-7-.571	0-2-.000	0-2-2	5	1	0	1	16
RHODE ISLAND	32	5-12-.417	1-4-.250	1-2-.500	0-4-4	4	2	1	1	12
VMI	24	4-12-.333	2-6-.333	1-2-.500	0-4-4	4	4	0	0	11
at UNC Greensboro	30	3-7-.429	3-5-.600	1-2-.500	0-2-2	3	2	1	0	10
APPALACHIAN STATE	25	2-8-.250	0-3-.000	5-6-.833	0-2-2	6	3	1	1	9
IOWA#										
OKLAHOMA STATE										
at West Virginia										
MISSISSIPPI VALLEY STATE!										
GEORGIA SOUTHERN!										
vs. Bradley^										
vs. BYU										
at Maryland*										
BOSTON COLLEGE*										
at Georgia Tech*										
WAKE FOREST*										
VIRGINIA*										
at Clemson*										
MIAMI*										
at North Carolina*										
MARYLAND*										
GEORGIA TECH*										
at Virginia*										
at NC State*										
DUKE*										
FLORIDA STATE*										
at Miami*										
CLEMSON*										
at Duke*										
at Wake Forest*										

\*- ACC games; # - ACC/Big Ten Challenge; !-Continental Tire Las Vegas Classic- Blacksburg, Va.; ^- Continental Tire Las Vegas Classic - Las Vegas, Nev.

## 2012-2013 NOTES

Dropped 15 points and dished out five assists in the season opener against ETSU ... Scored 12 points and added four assists and four boards against Rhode Island ... Made it three straight games with double-digit scoring after scoring 11 points and dishing out four assists against VMI ... Continued his double-digit scoring streak with 10 points at UNC Greensboro ... Dished out a career-high six assists and added nine points against Appalachian State.

## SEASON/CAREER GAME HIGHS

### POINTS

Season	16 vs ETSU (11/10/12)
Career	19 vs Monmouth (1/14/11)
ACC	12 vs North Carolina (1/19/12)

### MINUTES PLAYED

Season	32 vs ETSU (11/10/12), vs URI (11/12/12)
Career	35 vs BYU (1/25/12)
ACC	33 at Virginia (1/22/12)

### FIELD GOALS MADE

Season	6 vs ETSU (11/10/12)
Career	6 vs K-State (12/4), vs N. Florida (12/19)
ACC	5 vs North Carolina (1/19/12)

### FIELD GOAL ATTEMPTS

Season	12, 3x, last vs VMI (11/15/12)
Career	17 vs Kansas State (12/4/11)
ACC	15 vs North Carolina (1/19/12)

### 3-PT FIELD GOALS MADE

Season	4 vs ETSU (11/10/12)
Career	4 vs ETSU (11/10/12)
ACC	2, 4x, last vs Georgia Tech (2/18/12)

### 3-PT FIELD GOAL ATTEMPTS

Season	7 vs ETSU (11/10/12)
Career	10 vs Kansas State (12/4/11)
ACC	7 vs North Carolina (1/19/12)

### FREE THROWS MADE

Season	5 vs App. State (11/23/12)
Career	6 vs Monmouth (1/14/11)
ACC	2 vs Virginia (2/21/12)

### FREE THROW ATTEMPTS

Season	6 vs App. State (11/23/12)
Career	6 vs Mon. (11/14/11), vs ASU (11/23/12)
ACC	4 vs Virginia (2/21/12)

### REBOUNDS

Season	4 vs URI (11/12/12), vs VMI (11/15/12)
Career	6 vs Boston College (2/12/12)
ACC	6 vs Boston College (2/12/12)

### ASSISTS

Season	6 vs App. State (11/23/12)
Career	6 vs App. State (11/23/12)
ACC	5 at Virginia (1/22/12)

### BLOCKS

Season	1, 3x, last vs App State (11/23/12)
Career	1, 13x, last vs App. State (11/23/12)
ACC	1, 4x, last vs NC State (3/4/12)

### STEALS

Season	1, 3x, last vs App. State (11/23/12)
Career	2, 6x, last at Clemson (3/1/12)
ACC	2 at UVa (1/22), at Clemson (3/1/12)



## CAREER STATISTICS

Year	GP-GS	Min-Avg.	FGM-FGA-Pct.	3FG-FGA-Pct.	FTM-FTA-Pct.	Off.-Def.	Reb-Avg.	A-TO	Blk	Stl	TP-Avg.
11-12	31-4	684-22.1	73-206-.354	33-105-.314	26-42-.619	12-46	58-1.9	60-43	11	24	205-6.6
12-13	5-5	143-28.6	20-51-.392	10-25-.400	8-14-.571	0-14	14-2.8	22-12	3	3	58-11.6
<b>Career</b>	<b>38-9</b>	<b>879-23.1</b>	<b>100-272-.368</b>	<b>46-138-.333</b>	<b>36-59-.610</b>	<b>13-69</b>	<b>82-2.2</b>	<b>86-61</b>	<b>14</b>	<b>28</b>	<b>282-7.4</b>

# C.J. BARKSDALE

SOPHOMORE • FORWARD • 6-8 • 232  
DANVILLE, VA. • HARGRAVE MIL. ACAD.

# #42



## SEASON STATISTICS

Opponent	Min	FG-A-%	3FG-A-%	FT-A-%	O-D-T	A	TO	Blk	Stl	Pts
EAST TENNESSEE ST.	17	0-1-.000	0-0-.000	0-0-.000	0-3-3	1	2	0	0	0
RHODE ISLAND	12	1-3-.333	0-0-.000	0-0-.000	0-1-1	1	0	0	0	2
VMI	25	4-8-.500	0-0-.000	3-4-.750	1-5-6	1	0	0	0	11
at UNC Greensboro	22	1-4-.250	0-0-.000	3-4-.750	1-5-6	1	2	2	0	5
APPALACHIAN STATE	25	3-5-.600	0-0-.000	4-4-1.000	3-4-7	2	1	0	2	10
IOWA#										
OKLAHOMA STATE										
at West Virginia										
MISSISSIPPI VALLEY STATE!										
GEORGIA SOUTHERN!										
vs. Bradley^										
vs. BYU										
at Maryland*										
BOSTON COLLEGE*										
at Georgia Tech*										
WAKE FOREST*										
VIRGINIA*										
at Clemson*										
MIAMI*										
at North Carolina*										
MARYLAND*										
GEORGIA TECH*										
at Virginia*										
at NC State*										
DUKE*										
FLORIDA STATE*										
at Miami*										
CLEMSON*										
at Duke*										
at Wake Forest*										

\*- ACC games; # - ACC/Big Ten Challenge; !-Continental Tire Las Vegas Classic- Blacksburg, Va.;  
^ - Continental Tire Las Vegas Classic - Las Vegas, Nev.

## SEASON/CAREER GAME HIGHS

### POINTS

Season	11 vs VMI (11/15/12)
Career	11 vs VMI (11/15/12)
ACC	8 vs Georgia Tech (2/18/12)

### MINUTES PLAYED

Season	25 vs VMI (11/15/12), vs ASU (11/23/12)
Career	25 vs VMI (11/15/12), vs ASU (11/23/12)
ACC	20 at BC (1/14), vs GT (2/18/12)

### FIELD GOALS MADE

Season	4 vs VMI (11/15/12)
Career	4 vs VMI (11/15/12)
ACC	3 vs Georgia Tech (2/18/12)

### FIELD GOAL ATTEMPTS

Season	8 vs VMI (11/15/12)
Career	8 vs FSU (1/10/12), vs VMI (11/15/12)
ACC	8 vs Florida State (1/10/12)

### 3-PT FIELD GOALS MADE

Season	N/A
Career	N/A
ACC	N/A

### 3-PT FIELD GOAL ATTEMPTS

Season	N/A
Career	N/A
ACC	N/A

### FREE THROWS MADE

Season	4 vs App. State (11/23/12)
Career	4, 3x, last vs App. State (11/23/12)
ACC	4 at Boston College (1/14/12)

### FREE THROW ATTEMPTS

Season	4, 3x, last vs App. State (11/23/12)
Career	6 at Boston College (1/14/12)
ACC	6 at Boston College (1/14/12)

### REBOUNDS

Season	7 vs App. State (11/23/12)
Career	10 vs Eastern Michigan (12/22/11)
ACC	4 at BC (1/14), vs GT (2/18/12)

### ASSISTS

Season	2 vs App. State (11/23/12)
Career	2, 3x, last vs vs App. State (11/23/12)
ACC	1, 3x, last vs Boston Colege (2/12/12)

### BLOCKS

Season	2 at UNCG (11/19/12)
Career	2 at UNCG (11/19/12)
ACC	N/A

### STEALS

Season	2 vs App. State (11/23/12)
Career	2, 3x, last vs App. State (11/23/12)
ACC	2 vs Florida State (1/10/12)



## 2012-2013 NOTES

Grabbed three rebounds in the season opener against ETSU ... Scored in double figures for the first time in his career with 11 point, also bringing down six rebounds against VMI ... Grabbed six boards and scored five points, also blocking two shots at UNC Greensboro ... Scored 10 points and brought down seven rebounds against Appalachian State.

## CAREER STATISTICS

Year	GP-GS	Min-Avg.	FGM-FGA-Pct.	3FG-FGA-Pct.	FTM-FTA-Pct.	Off.-Def.	Reb-Avg.	A-TO	Blk	Stl	TP-Avg.
11-12	30-1	356-11.9	30-68-.441	0-0-.000	27-36-.750	37-44	81-2.7	9-12	8	8	87-2.9
12-13	5-5	101-20.2	9-21-.429	0-0-.000	10-12-.833	5-18	23-4.6	6-5	2	2	28-5.6
<b>Career</b>	<b>37-6</b>	<b>480-13.0</b>	<b>39-93-.419</b>	<b>0-0-.000</b>	<b>37-48-.771</b>	<b>44-65</b>	<b>109-2.9</b>	<b>15-19</b>	<b>10</b>	<b>10</b>	<b>115-3.1</b>

# MARQUIS RANKIN

SOPHOMORE • GUARD • 6-1 • 165  
CHARLOTTE, N.C. • HARGRAVE MIL. ACAD.

# #10



## SEASON STATISTICS

Opponent	Min	FG-A-%	3FG-A-%	FT-A-%	O-D-T	A	TO	Blk	Stl	Pts
EAST TENNESSEE ST.		--- DNP ---								
RHODE ISLAND		--- DNP ---								
VMI	3	0-0-.000	0-0-.000	0-0-.000	0-0-0	0	2	0	0	0
at UNC Greensboro	8	1-1-1.000	0-0-.000	0-0-.000	0-0-0	0	0	0	0	2
APPALACHIAN STATE	20	0-1-.000	0-1-.000	0-2-.000	0-0-0	2	0	0	1	0
IOWA#										
OKLAHOMA STATE										
at West Virginia										
MISSISSIPPI VALLEY STATE!										
GEORGIA SOUTHERN!										
vs. Bradley^										
vs. BYU										
at Maryland*										
BOSTON COLLEGE*										
at Georgia Tech*										
WAKE FOREST*										
VIRGINIA*										
at Clemson*										
MIAMI*										
at North Carolina*										
MARYLAND*										
GEORGIA TECH*										
at Virginia*										
at NC State*										
DUKE*										
FLORIDA STATE*										
at Miami*										
CLEMSON*										
at Duke*										
at Wake Forest*										

\*- ACC games; # - ACC/Big Ten Challenge; !-Continental Tire Las Vegas Classic- Blacksburg, Va.; ^- Continental Tire Las Vegas Classic - Las Vegas, Nev.

## 2012-2013 NOTES

Missed the ETSU game due to family matters ... Made season debut against VMI ... Scored first points of the season, making a basket at UNC Greensboro ... Had two assists against Appalachian State.

## SEASON/CAREER GAME HIGHS

### POINTS

Season	2 at UNCG (11/19/12)
Career	8, 3x, last vs Virginia (2/21/12)
ACC	8, 3x, last vs Virginia (2/21/12)

### MINUTES PLAYED

Season	20 vs App. State (11/23/12)
Career	23 at Boston College (1/14/12)
ACC	23 at Boston College (1/14/12)

### FIELD GOALS MADE

Season	1 at UNCG (11/19/12)
Career	3 vs Duke (2/2), vs Clemson (2/4/12)
ACC	3 vs Duke (2/2), vs Clemson (2/4/12)

### FIELD GOAL ATTEMPTS

Season	1 at UNCG (11/19/12), vs ASU (11/23/12)
Career	8 at Boston College (1/14/12)
ACC	8 at Boston College (1/14/12)

### 3-PT FIELD GOALS MADE

Season	N/A
Career	2, 3x, last vs Virginia (2/21/12)
ACC	2 vs GT (2/18), vs Virginia (2/21/12)

### 3-PT FIELD GOAL ATTEMPTS

Season	1 vs App. State (11/23/12)
Career	3, 4x, last vs Virginia (2/21/12)
ACC	3, 3x, last vs Virginia (2/21/12)

### FREE THROWS MADE

Season	N/A
Career	4 at Boston College (1/14/12)
ACC	4 at Boston College (1/14/12)

### FREE THROW ATTEMPTS

Season	2 vs App. State (11/23/12)
Career	4 at Boston College (1/14/12)
ACC	4 at Boston College (1/14/12)

### REBOUNDS

Season	N/A
Career	4 at BC (1/14), at Miami (2/9/12)
ACC	4 at BC (1/14), at Miami (2/9/12)

### ASSISTS

Season	2 vs App. State (11/23/12)
Career	4 vs North Florida (12/19/11)
ACC	3 at BC (1/14/12), vs UNC (1/19/12)

### BLOCKS

Season	N/A
Career	1 vs EMU (12/22/11), FSU (1/10/12)
ACC	1 vs Florida State (1/10/12)

### STEALS

Season	1 vs App. State (11/23/12)
Career	2 vs N. Florida (12/19/11), vs GT (2/18/12)
ACC	2 vs Georgia Tech (2/18/12)




## CAREER STATISTICS

Year	GP-GS	Min-Avg.	FGM-FGA-Pct.	3FG-FGA-Pct.	FTM-FTA-Pct.	Off.-Def.	Reb-Avg.	A-TO	Blk	Stl	TP-Avg.
11-12	23-6	31.7-13.8	22-65-.338	9-23-.391	8-13-.615	7-19	26-1.1	26-27	3	10	61-2.7
12-13	3-0	31-10.3	1-2-.500	0-1-.000	0-2-.000	0-0	0-0.0	2-2	0	1	2-0.7
<b>Career</b>	<b>27-6</b>	<b>35.5-13.1</b>	<b>23-67-.343</b>	<b>9-24-.375</b>	<b>8-15-.533</b>	<b>7-19</b>	<b>26-1.0</b>	<b>29-30</b>	<b>3</b>	<b>11</b>	<b>63-2.3</b>

# WILL JOHNSTON

SOPHOMORE • GUARD • 6-3 • 185  
MIDLOTHIAN, VA. • MIDLOTHIAN

# #25



## SEASON STATISTICS

Opponent	Min	FG-A-%	3FG-A-%	FT-A-%	O-D-T	A	TO	Blk	Stl	Pts
EAST TENNESSEE ST.	13	1-3-.333	1-3-.333	0-0-.000	0-0-0	2	0	0	1	3
RHODE ISLAND	11	1-1-1.000	1-1-1.000	0-0-.000	0-1-1	0	0	0	1	3
VMI	19	3-6-.500	3-6-.500	0-0-.000	0-0-0	0	0	0	0	9
at UNC Greensboro	10	3-3-1.000	3-3-1.000	0-0-.000	0-0-0	0	0	0	0	9
APPALACHIAN STATE	4	0-0-.000	0-0-.000	0-0-.000	0-0-0	0	0	0	0	0
IOWA#										
OKLAHOMA STATE										
at West Virginia										
MISSISSIPPI VALLEY STATE!										
GEORGIA SOUTHERN!										
vs. Bradley^										
vs. BYU										
at Maryland*										
BOSTON COLLEGE*										
at Georgia Tech*										
WAKE FOREST*										
VIRGINIA*										
at Clemson*										
MIAMI*										
at North Carolina*										
MARYLAND*										
GEORGIA TECH*										
at Virginia*										
at NC State*										
DUKE*										
FLORIDA STATE*										
at Miami*										
CLEMSON*										
at Duke*										
at Wake Forest*										

\*- ACC games; # - ACC/Big Ten Challenge; !-Continental Tire Las Vegas Classic- Blacksburg, Va.;  
^ - Continental Tire Las Vegas Classic - Las Vegas, Nev.

## 2012-2013 NOTES

Scored a three and had two assists in the season opener against ETSU ... Buried a three in 11 minutes of action against Rhode Island ... Tallied a career-high nine points against VMI ... Scored nine points, going a perfect 3-for-3 from beyond the arc at UNC Greensboro.

## SEASON/CAREER GAME HIGHS

### POINTS

Season	9 vs VMI (11/15/12), at UNCG (11/19/12)
Career	9 vs VMI (11/15/12), at UNCG (11/19/12)
ACC	N/A

### MINUTES PLAYED

Season	19 vs VMI (11/15/12)
Career	19 vs VMI (11/15/12)
ACC	N/A

### FIELD GOALS MADE

Season	3 vs VMI (11/15/12), at UNCG (11/19/12)
Career	3 vs VMI (11/15/12)
ACC	N/A

### FIELD GOAL ATTEMPTS

Season	6 vs VMI (11/15/12), at UNCG (11/19/12)
Career	6 vs VMI (11/15/12)
ACC	N/A

### 3-PT FIELD GOALS MADE

Season	3 vs VMI (11/15/12), at UNCG (11/19/12)
Career	3 vs VMI (11/15/12), at UNCG (11/19/12)
ACC	N/A

### 3-PT FIELD GOAL ATTEMPTS

Season	6 vs VMI (11/15/12)
Career	6 vs VMI (11/15/12)
ACC	N/A

### FREE THROWS MADE

Season	N/A
Career	N/A
ACC	N/A

### FREE THROW ATTEMPTS

Season	N/A
Career	N/A
ACC	N/A

### REBOUNDS

Season	1 vs URI (11/12/12)
Career	1 vs URI (11/12/12)
ACC	N/A

### ASSISTS

Season	2 vs ETSU (11/10/12)
Career	2 vs ETSU (11/10/12)
ACC	N/A

### BLOCKS

Season	N/A
Career	N/A
ACC	N/A

### STEALS

Season	1 vs ETSU (11/10/12)
Career	1 vs ETSU (11/10/12)
ACC	N/A



## CAREER STATISTICS

Year	GP-GS	Min-Avg.	FGM-FGA-Pct.	3FG-FGA-Pct.	FTM-FTA-Pct.	Off.-Def.	Reb-Avg.	A-TO	Blk	Stl	TP-Avg.
11-12	4-0	8-2.0	1-3-.333	1-3-.333	0-0-.000	0-0	0-0.0	0-0	0	0	3-0.8
12-13	5-0	57-11.4	8-13-.615	8-13-.615	0-0-.000	0-1	1-0.3	2-0	0	2	24-6.0
<b>Career</b>	<b>9-0</b>	<b>65-7.2</b>	<b>9-16-.563</b>	<b>9-16-.563</b>	<b>0-0-.000</b>	<b>0-1</b>	<b>1-0.1</b>	<b>2-0</b>	<b>0</b>	<b>2</b>	<b>27-3.4</b>

# JOEY van ZEGEREN

R-FRESHMAN • FORWARD • 6-10 • 220  
 HOOGEVEEN, THE NETHERLANDS • CANARIAS

# #2



## SEASON STATISTICS

Opponent	Min	FG-A-%	3FG-A-%	FT-A-%	O-D-T	A	TO	Blk	Stl	Pts
EAST TENNESSEE ST.	18	3-3-.1000	0-0-.000	0-0-.000	1-1-2	0	0	1	0	6
RHODE ISLAND	12	1-2-.500	0-0-.000	0-2-.000	2-4-6	0	0	1	0	2
VMI	18	2-3-.333	0-0-.000	0-0-.000	1-7-8	0	0	1	0	4
at UNC Greensboro	12	1-1-.1000	0-0-.000	0-2-.000	0-1-1	0	3	0	1	2
APPALACHIAN STATE	11	1-2-.500	0-0-.000	0-0-.000	0-0-0	0	0	0	0	2
IOWA#										
OKLAHOMA STATE										
at West Virginia										
MISSISSIPPI VALLEY STATE!										
GEORGIA SOUTHERN!										
vs. Bradley^										
vs. BYU										
at Maryland*										
BOSTON COLLEGE*										
at Georgia Tech*										
WAKE FOREST*										
VIRGINIA*										
at Clemson*										
MIAMI*										
at North Carolina*										
MARYLAND*										
GEORGIA TECH*										
at Virginia*										
at NC State*										
DUKE*										
FLORIDA STATE*										
at Miami*										
CLEMSON*										
at Duke*										
at Wake Forest*										

\*- ACC games; # - ACC/Big Ten Challenge; !-Continental Tire Las Vegas Classic- Blacksburg, Va.;  
 ^- Continental Tire Las Vegas Classic - Las Vegas, Nev.

## 2012-2013 NOTES

Scored six points in the season opener against ETSU ... Grabbed six rebounds and scored two points against Rhode Island ... Brought down eight rebounds and added four points against VMI.

## SEASON/CAREER GAME HIGHS

### POINTS

Season	6 vs ETSU (11/10/12)
Career	6 vs ETSU (11/10/12)
ACC	N/A

### MINUTES PLAYED

Season	18 vs ETSU (11/10/12), vs VMI (11/15/12)
Career	18 vs ETSU (11/10/12), vs VMI (11/15/12)
ACC	N/A

### FIELD GOALS MADE

Season	3 vs ETSU (11/10/12)
Career	3 vs ETSU (11/10/12)
ACC	N/A

### FIELD GOAL ATTEMPTS

Season	3 vs ETSU (11/10/12), vs VMI (11/15/12)
Career	3 vs ETSU (11/10/12), vs VMI (11/15/12)
ACC	N/A

### 3-PT FIELD GOALS MADE

Season	N/A
Career	N/A
ACC	N/A

### 3-PT FIELD GOAL ATTEMPTS

Season	N/A
Career	N/A
ACC	N/A

### FREE THROWS MADE

Season	N/A
Career	N/A
ACC	N/A

### FREE THROW ATTEMPTS

Season	2 vs URI (11/12/12), at UNCG (11/19/12)
Career	2 vs URI (11/12/12), at UNCG (11/19/12)
ACC	N/A

### REBOUNDS

Season	8 vs VMI (11/15/12)
Career	8 vs VMI (11/15/12)
ACC	N/A

### ASSISTS

Season	N/A
Career	N/A
ACC	N/A

### BLOCKS

Season	1, 3x, last vs VMI (11/15/12)
Career	1, 3x, last vs VMI (11/15/12)
ACC	N/A

### STEALS

Season	1 at UNCG (11/19/12)
Career	1 at UNCG (11/19/12)
ACC	N/A



## CAREER STATISTICS

Year	GP-GS	Min-Avg.	FGM-FGA-Pct.	3FG-FGA-Pct.	FTM-FTA-Pct.	Off.-Def.	Reb-Avg.	A-TO	Blk	Stl	TP-Avg.
11-12	3-0	10-3.3	0-0-.000	0-0-.000	0-0-.000	0-0	0-0.0	0-0	1	0	0-0.0
12-13	5-0	71-14.2	8-11-.727	0-0-.000	0-4-.000	4-13	17-3.4	1-3	3	1	16-3.2
<b>Career</b>	<b>8-0</b>	<b>81-10.1</b>	<b>8-11-.727</b>	<b>0-0-.000</b>	<b>0-4-.000</b>	<b>4-13</b>	<b>17-2.1</b>	<b>1-3</b>	<b>4</b>	<b>1</b>	<b>16-2.0</b>

# MARSHALL WOOD

FRESHMAN • FORWARD • 6-8 • 210  
RUSTBURG, VA. • RUSTBURG

# #33



## SEASON STATISTICS

## SEASON/CAREER GAME HIGHS

Opponent	Min	FG-A-%	3FG-A-%	FT-A-%	O-D-T	A	TO	Blk	Stl	Pts
EAST TENNESSEE ST.	22	1-6-.167	0-3-.000	3-4-.750	2-4-6	2	2	0	0	5
RHODE ISLAND	28	2-7-.286	0-5-.000	0-0-0.000	0-3-3	0	1	4	1	4
VMI	14	2-4-.500	2-3-.667	0-0-0.000	0-2-2	0	0	0	0	6
at UNC Greensboro	19	1-5-.200	1-5-.200	2-4-.500	2-9-11	1	0	0	1	5
APPALACHIAN STATE	25	4-8-.500	1-4-.250	4-7-.571	2-6-8	2	1	0	0	13
IOWA#										
OKLAHOMA STATE										
at West Virginia										
MISSISSIPPI VALLEY STATE!										
GEORGIA SOUTHERN!										
vs. Bradley^										
vs. BYU										
at Maryland*										
BOSTON COLLEGE*										
at Georgia Tech*										
WAKE FOREST*										
VIRGINIA*										
at Clemson*										
MIAMI*										
at North Carolina*										
MARYLAND*										
GEORGIA TECH*										
at Virginia*										
at NC State*										
DUKE*										
FLORIDA STATE*										
at Miami*										
CLEMSON*										
at Duke*										
at Wake Forest*										

### POINTS

Season	13 vs App. State (11/23/12)
Career	13 vs App. State (11/23/12)
ACC	N/A

### MINUTES PLAYED

Season	28 vs URI (11/12/12)
Career	28 vs URI (11/12/12)
ACC	N/A

### FIELD GOALS MADE

Season	4 vs App. State (11/23/12)
Career	4 vs App. State (11/23/12)
ACC	N/A

### FIELD GOAL ATTEMPTS

Season	8 vs App. State (11/23/12)
Career	8 vs App. State (11/23/12)
ACC	N/A

### 3-PT FIELD GOALS MADE

Season	2 vs VMI (11/15/12)
Career	2 vs VMI (11/15/12)
ACC	N/A

### 3-PT FIELD GOAL ATTEMPTS

Season	5 vs URI (11/12/12), at UNCG (11/19/12)
Career	5 vs URI (11/12/12), at UNCG (11/19/12)
ACC	N/A

### FREE THROWS MADE

Season	4 vs App. State (11/23/12)
Career	4 vs App. State (11/23/12)
ACC	N/A

### FREE THROW ATTEMPTS

Season	7 vs App. State (11/23/12)
Career	7 vs App. State (11/23/12)
ACC	N/A

### REBOUNDS

Season	11 at UNCG (11/19/12)
Career	11 at UNCG (11/19/12)
ACC	N/A

### ASSISTS

Season	2 vs ETSU (11/10/12), vs ASU (11/23/12)
Career	2 vs ETSU (11/10/12)
ACC	N/A

### BLOCKS

Season	4 vs URI (11/12/12)
Career	4 vs URI (11/12/12)
ACC	N/A

### STEALS

Season	1 vs URI (11/12/12), at UNCG (11/19/12)
Career	1 vs URI (11/12/12), at UNCG (11/19/12)
ACC	N/A



## 2012-2013 NOTES

Grabbed six rebounds and scored five points in collegiate debut against ETSU ... Blocked four shots and added four points against Rhode Island ... Scored six points against VMI ... Grabbed 11 boards and added five points t UNC Greensboro ... Scored 13 points and brought down eight rebounds in the win over Appalachian State.

## CAREER STATISTICS

Year	GP-GS	Min-Avg.	FGM-FGA-Pct.	3FG-FGA-Pct.	FTM-FTA-Pct.	Off.-Def.	Reb-Avg.	A-TO	Blk	Stl	TP-Avg.
12-13	5-0	108-21.6	10-30-.333	4-20-.200	9-15-.600	6-24	30-6.0	5-4	4	2	33-6.6

\*- ACC games; # - ACC/Big Ten Challenge; !-Continental Tire Las Vegas Classic- Blacksburg, Va.; ^- Continental Tire Las Vegas Classic - Las Vegas, Nev.

# JOEY RACER

SENIOR • GUARD • 6-1 • 165  
BERRYVILLE, VA. • CLARKE COUNTY

# #24



## SEASON STATISTICS

Opponent	Min	FG-A-%	3FG-A-%	FT-A-%	O-D-T	A	TO	Blk	Stl	Pts
EAST TENNESSEE ST.	1	1-1-1.000	1-1-1.000	0-0-0.000	0-0-0	0	0	0	0	3
RHODE ISLAND	1	0-0-0.000	0-0-0.000	0-0-0.000	0-0-0	0	0	0	0	0
VMI	3	0-0-0.000	0-0-0.000	0-0-0.000	0-0-0	0	0	0	0	0

## 2012-2013 NOTES

Buried a three in the season opener against ETSU.

Year	GP-GS	Min-Avg.	FGM-FGA-Pct.	3FG-FGA-Pct.	FTM-FTA-Pct.	Off.-Def.	Reb-Avg.	A-TO	Blk	Stl	TP-Avg.
11-12	6-1	4-0.6	1-8-.125	0-3-.000	0-0-.000	2-2	4-0.7	0-4	0	0	2-0.3
12-13	3-0	5-1.7	1-1-1.000	1-1-1.000	0-0-0.000	0-0	0-0.0	0-0	0	0	3-1.0
Career	9-1	22-2.4	2-9-.222	1-4-.250	0-0-0.000	2-2	4-0.4	0-4	0	0	5-0.6

# CHRISTIAN BEYER

SOPHOMORE • FORWARD • 6-7 • 200  
NEW BERN, N.C. • NEW BERN

# #22



## SEASON STATISTICS

Opponent	Min	FG-A-%	3FG-A-%	FT-A-%	O-D-T	A	TO	Blk	Stl	Pts
EAST TENNESSEE ST.	1	0-0-0.000	0-0-0.000	0-0-0.000	0-1-1	0	0	0	0	0
RHODE ISLAND	1	0-0-0.000	0-0-0.000	0-0-0.000	0-1-1	0	0	0	0	0
VMI	1	0-0-0.000	0-0-0.000	0-0-0.000	0-0-0	0	0	0	0	0
APPALACHIAN STATE	1	0-0-0.000	0-0-0.000	0-0-0.000	0-0-0	0	0	0	0	0

## 2012-2013 NOTES

Grabbed a rebound in the season opener against ETSU and against Rhode Island.

# MARCUS PATRICK

FRESHMAN • GUARD • 5-9 • 165  
RUSTBURG, VA. • RUSTBURG

# #5



## SEASON STATISTICS

Opponent	Min	FG-A-%	3FG-A-%	FT-A-%	O-D-T	A	TO	Blk	Stl	Pts
EAST TENNESSEE ST.	3	0-0-0.000	0-0-0.000	0-0-0.000	0-0-0	1	1	0	0	0
RHODE ISLAND	6	0-2-0.000	0-0-0.000	2-2-1.000	0-0-0	0	0	0	0	2
VMI	11	0-2-0.000	0-2-0.000	0-0-0.000	0-1-1	1	2	0	1	0

## 2012-2013 NOTES

Had an assist against ETSU ... Made two foul shots against Rhode Island ... Had an assist and a steal against VMI.

# GAME 1

## VIRGINIA TECH 80, ETSU 62

NOV. 10, 2012 • 2 P.M. • BLACKSBURG, VA.

**Erick Green** scored 21 points to pace three players in double figures, as the Hokies made a winner of head coach James Johnson in his debut, downing East Tennessee State 80-62 at Cassell Coliseum in the season opener for both teams.

The Hokies' first-half shooting was just too much for ETSU to overcome, as Tech shot 56.5 percent from the floor (13 of 23) in running out to a 15-point lead at the break. The Buccaneers were within eight points with about six minutes left in the first half, but **Robert Brown** hit two 3-pointers sandwiched around a **Jarell Eddie** 3-pointer to give the Hokies a 15-point bulge, and the Buccaneers never recovered.

Green scored 14 of his 21 points in the first half and Brown added 13 for the Hokies, hitting three 3-pointers. Brown, coming off foot surgery this summer, finished with 16, while Eddie had 17 points and 10 rebounds for his second career double-double.

Nearly everything went right for Johnson in his debut. He planned to have his team play a more up-tempo style, and the Hokies scored 80 points – something they did just three times a year ago. They shot a respectable 46.6 percent from the floor and made 10 of 25 from beyond the 3-point arc. They also dished out 19 assists (six by Green) compared to 10 turnovers.

**Cadarian Raines** scored nine points and grabbed four rebounds for the Hokies, while **Marshall Wood**, a freshman, grabbed six rebounds and scored five points.

Freshman Lester Wilson came off the bench to lead the Buccaneers with 20 points. ETSU, which trailed by as many as 25 in the second half, shot just 38.7 percent from the floor (24 of 62).

### ETSU (0-1, 0-0 A-Sun)

Player	MP	FG	FT	TR	PF	A	TO	Bk	Stl	TP
Petey McClain, g	29	3-8	0-0	1	3	3	4	0	0	6
Hunter Harris, f	18	2-5	0-3	6	2	1	1	0	0	4
John Walton, f	30	4-5	0-4	5	2	0	1	0	1	8
K. Gadsden-Gillard, f	24	2-8	2-4	4	3	3	2	1	1	6
Sheldon Cooley, g	27	0-8	2-2	4	3	2	2	0	1	2
Rashawn Rembert	6	0-3	0-0	0	0	0	0	0	0	0
Marcus Dubose	24	3-8	6-6	4	1	3	0	0	1	12
Lester Wilson	27	8-15	1-6	9	3	0	2	0	1	20
Yunio Barraeta	15	2-2	0-0	1	1	0	0	0	0	4
TEAM				5						
Totals	200	24-62	11-25	39	18	12	12	1	5	62

### VIRGINIA TECH (1-0, 0-0 ACC)

Player	MP	FG	FT	TR	PF	A	TO	Bk	Stl	TP
Robert Brown, g	32	6-12	0-2	2	0	5	1	0	1	16
Jarell Eddie, f	37	6-12	2-2	10	2	2	3	0	1	17
C.J. Barksdale, f	17	0-1	0-0	3	4	1	2	0	0	0
Erick Green, g	34	6-11	8-12	2	1	6	1	0	2	21
Cadarian Raines, f	22	3-9	3-4	4	3	0	0	0	0	9
Joey van Zegeren	18	3-3	0-0	2	4	0	0	1	0	6
Joey Racer	1	1-1	0-0	0	0	0	0	0	0	3
Marcus Patrick	3	0-0	0-0	0	2	1	1	0	0	0
Will Johnston	13	1-3	0-0	0	2	0	0	0	1	3
Christian Beyer	1	0-0	0-0	1	0	0	0	0	0	0
Marshall Wood	22	1-6	3-4	6	4	2	2	0	0	5
TEAM				7						
Totals	200	27-58	16-24	37	20	19	10	1	5	80

**3-Pointers**.....VT 10 (Brown 4, Eddie 3, Green, Johnston, Racer)  
 .....ETSU 3 (Wilson)  
**Blocks**.....VT 1 (van Zegeren)  
 .....ETSU 1 (Brown)  
**Steals**.....VT 5 (Green 2, Brown, Eddie, Johnston)  
 .....ETSU 5 (Cooley, Dubose, Gadsden-Gillard, Walton, Wilson)

**Officials**..... Cassidy, Andrakakos, Anderson  
**Technical**.....None  
**Attendance**.....6,632

**Percentages:**

	FG%	3FG%	FT%
ETSU	38.7	18.8	44.0
Virginia Tech	46.6	40.0	66.7

	28	34	—	62
ETSU				
Virginia Tech	43	37	—	80

# GAME 2

## VIRGINIA TECH 69, RHODE ISLAND 50

NOV. 12, 2012 • 7 P.M. • BLACKSBURG, VA.

**Erick Green** tied his career high with 25 points to lift the Hokies past Rhode Island 69-50 at Cassell Coliseum.

With the win, the Hokies moved to 2-0 overall on the season. Rhode Island fell to 0-2.

Green scored 17 of his 25 in the first half, as Tech jumped out to a 13-0 lead and never trailed. The Rams missed their first seven shots from the floor and didn't score in the first 5:08 of the game.

Rhode Island cut the lead to 28-24 on a basket by Xavier Munford with 1:59 left in the first half. But the Hokies scored the last eight points of the half – six of those coming on two Green 3-pointers – to take a 36-24 lead at halftime.

Rhode Island got no closer than 11 the rest of the game. The Rams had a chance to cut the lead to nine with 10:02 remaining, but Nikola Malesevic missed a layup, and Green responded for the Hokies by making two free throws with 9:46 left to push the lead back to 13.

Tech led by as many as 21 in the second half.

Malesevic's missed layup was part of a terrible shooting night for the Rams, who made just 33.9 percent from the floor (20 of 59). Even worse, they made just 1 of 21 from beyond the 3-point arc.

Green, in particular, was great on offense. He hit 8 of 15 from the floor, including four 3-pointers. He made 5 of 8 from the free-throw line, and he also dished out four assists.

**Robert Brown** scored 12 for the Hokies, and **Cadarian Raines** recorded his first career double-double, with 10 points and 12 rebounds.

As a team, the Hokies shot 45.6 percent from the floor and out-rebounded the Rams 42-37 after getting out-rebounded by East Tennessee State in the season opener.

### RHODE ISLAND (0-2, 0-0 A-10)

Player	MP	FG	FT	TR	PF	A	TO	Bk	Stl	TP
Nikola Malesevic, f	38	1-7	4-4	4	1	2	2	0	0	6
Ryan Brooks, f	14	1-1	0-0	3	0	0	1	0	0	2
Mike Powell, g	36	1-12	1-2	2	2	2	0	0	0	3
Xavier Munford, g	38	11-22	1-5	6	4	0	4	0	2	24
Andre Malone, g	26	2-6	3-3	2	4	0	1	0	1	7
Alwayne Bigby	10	2-3	0-0	5	3	0	0	0	0	4
Jordan Hare	11	2-3	0-2	0	1	0	0	1	0	4
T.J. Buchanan	4	0-1	0-0	1	0	0	0	1	0	0
Mike Aaman	23	0-4	0-0	7	3	0	2	0	0	0
TEAM				7						
Totals	200	20-59	9-16	37	18	4	10	2	3	50

### VIRGINIA TECH (2-0, 0-0 ACC)

Player	MP	FG	FT	TR	PF	A	TO	Bk	Stl	TP
Cadarian Raines, f	28	4-4	2-3	12	1	2	1	1	0	10
Jarell Eddie, f	35	4-11	0-0	8	1	3	2	2	0	9
C.J. Barksdale, f	12	1-3	0-0	1	0	1	0	0	0	2
Robert Brown, g	32	5-12	1-2	4	4	2	1	1	1	12
Erick Green, g	34	8-15	5-8	3	1	4	3	0	2	25
Joey van Zegeren	12	1-2	0-2	6	2	0	0	1	0	2
Marcus Patrick	6	0-2	2-2	0	0	0	0	0	0	2
Christian Beyer	1	0-0	0-0	1	0	0	0	0	0	0
Joey Racer	1	0-0	0-0	0	0	0	0	0	0	0
Will Johnston	11	1-1	0-0	1	3	0	0	0	1	3
Marshall Wood	28	2-7	0-0	3	3	0	1	4	1	4
TEAM				3						
Totals	200	26-57	10-17	42	15	14	9	9	5	69

**3-Pointers**.....VT 7 (Green 4, Brown, Eddie, Johnston)  
 .....URI 1 (Munford)  
**Blocks**.....VT 9 (Wood 4, Eddie 2, Barksdale, Raines)  
 .....URI 2 (Buchanan, Hare)  
**Steals**.....VT 5 (Green 2, Brown, Johnston, Wood)  
 .....URI 3 (Munford 2, Malone)

**Officials**..... Kersey, Dorsey, Stephans  
**Technical**.....None  
**Attendance**.....6,270

**Percentages:**

	FG%	3FG%	FT%
Rhode Island	33.9	4.8	56.3
Virginia Tech	45.6	33.3	58.8

	24	26	—	50
Rhode Island				
Virginia Tech	36	33	—	69

# GAME 3

## VIRGINIA TECH 95, VMI 80

NOV. 15, 2012 • 7 P.M. • BLACKSBURG, VA.

Virginia Tech point guard **Erick Green** scored 23 points, including the 1,000th of his career, as the Hokies rolled past VMI 95-80.

Tech trailed in the early going, but a Green 3-pointer with 15:38 left in the first half sparked a 19-3 run in which five different players scored. A second Tech run late in the first half essentially put the game away. The Hokies led 35-21 at the media timeout with less than eight minutes left and then scored seven straight points out of the timeout to take a 42-21 bulge.

Tech led 46-30 at halftime and then opened the second half with a 12-2 run to build a 26-point lead. The Hokies, who are adapting to new coach James Johnson's fast-paced philosophies, would later lead by as many as 31. Only a 16-0 run by VMI late in the game against Tech's backups made the score respectable.

A Green jumper in that 12-2 run with 19:08 remaining in the game marked his 1,000th career point.

Green nailed 9 of 13 from the floor, including his lone 3-point attempt, and the Hokies, as a team, shot 52.9 percent. Four other players finished in double figures, with **Jarell Eddie** scoring 17, **Cadarian Raines** adding 14 and both **Robert Brown** and **C.J. Barksdale** each scoring 11.

Tech nailed 11 of 24 from beyond the 3-point arc, as Eddie and walk-on **Will Johnston** hit three 3-pointers and Brown and freshman Marshall Wood hit two each.

The Hokies' height and length bothered VMI the entire game, as Tech held the Keydets to just 35.5 percent from the floor in the first half and 40 percent for the game. The Keydets got a career-high 23 points from D.J. Covington.

### VMI (1-3, 0-0)

Player	MP	FG	FT	TR	PF	A	TO	Bk	Stl	TP
Stan Okoye, f	27	5-10	3-5	7	1	1	3	0	0	13
D.J. Covington, f	28	10-17	3-4	0	1	1	0	3	0	23
Nick Gore, f	20	1-5	1-1	2	1	1	1	0	0	3
Rodney Glasgow, g	32	5-11	0-0	3	3	4	4	0	2	13
Brian Brown, g	16	0-4	0-0	2	0	1	0	0	0	0
Gavin Stephenson	17	3-6	1-1	4	1	1	1	0	1	8
Joe Carr	8	0-0	0-0	2	3	0	0	0	1	0
Dorian Albritton	14	2-6	0-0	2	1	1	0	0	0	6
Phillip Anglade	13	1-2	4-4	3	1	0	0	2	0	6
Jarid Watson	3	1-1	0-0	2	1	0	0	1	0	2
Tim Marshall	22	2-11	0-0	1	1	2	1	0	1	6
TEAM				7						
Totals	200	30-73	12-15	33	13	15	10	6	5	80

### VIRGINIA TECH (3-0, 0-0 ACC)

Player	MP	FG	FT	TR	PF	A	TO	Bk	Stl	TP
Cadarian Raines, f	20	6-9	2-3	10	3	0	0	0	1	14
Jarell Eddie, f	28	6-11	2-2	8	2	3	4	1	2	17
C.J. Barksdale, f	25	4-8	3-4	6	1	1	0	0	0	11
Robert Brown, g	24	4-12	1-2	4	2	4	0	0	0	11
Erick Green, g	33	9-13	4-4	4	0	6	1	0	3	23
Joey van Zegeren	18	2-3	0-0	8	3	1	0	1	0	4
Marcus Patrick	11	0-2	0-0	1	1	2	0	1	0	0
Marquis Rankin	3	0-0	0-0	0	0	0	0	2	0	0
Greg Donlon	1	0-0	0-0	0	0	0	0	0	0	0
Christian Beyer	1	0-0	0-0	0	0	0	0	0	0	0
Joey Racer	3	0-0	0-0	0	0	0	0	0	0	0
Will Johnston	19	3-6	0-0	0	1	0	0	0	0	9
Marshall Wood	14	2-4	0-0	2	2	0	0	0	0	6
TEAM				1						
Totals	200	36-68	12-15	44	15	16	13	2	7	95

**3-Pointers**.....VT 11 (Eddie 3, Johnston 3,  
 .....Brown 2, Wood 2, Green)  
 .....VMI 8 (Glasgow 3, Albritton 2, Marshall 2, Stephenson)  
**Blocks**.....VT 2 (Eddie, van Zegeren)  
 .....VMI 6 (Covington 3, Anglade 2, Watson)  
**Steals**.....VT 7 (Green 3, Eddie 2, Patrick, Raines)  
 .....VMI 5 (Glasgow 2, Carr, Marshall, Stephenson)

**Officials**..... Eades, Testa, Covington, Jr.  
**Technical**.....None  
**Attendance**.....6883

**Percentages:**

	FG%	3FG%	FT%
VMI	41.1	21.6	80.0
Virginia Tech	52.9	45.8	80.0



# GAME 4

VIRGINIA TECH 96, UNC GREENSBORO 87

NOV. 19, 2012 • 7 P.M. • GREENSBORO, N.C.

The Virginia Tech tandem of **Erick Green** and **Jarell Eddie** each registered career highs and spearheaded a 14-1 run late in the game that helped the Hokies to a 96-87 nonconference victory over UNCG.

UNCG trailed by as many as 14 in the first half and by eight with less than 10 minutes to play. But the Spartans used a 14-2 run to take a 77-73 lead, grabbing their biggest lead on a basket by Trevis Simpson with 6:08 left in the game. Simpson scored 12 of the 14 points in the run and finished with 25 points.

But the Hokies responded. Green, who had been quiet in the second half, scored with 5:49 remaining to start a 14-1 run. He scored 10 of the 14 points in that run, and his two free throws with 1:22 left gave the Hokies an 87-78 lead.

UNCG cut the lead to four on a basket by Simpson with 54 seconds left, but the Hokies' free-throw shooting down the stretch was just too good. Tech made 18 of its final 22 free-throw attempts and shot 81 percent from the line.

Green went 12 of 12 from the free-throw line in the final 4:18. He made all 16 of his attempts for the game, which carried his performance on a night in which he made just 4 of 15 shots.

Eddie and Green combined to score 25 of the Hokies' final 26 points. Eddie scored a game-high 28 points, hitting 7 of 9 from the floor and 9 of 10 from the free-throw line. He nailed all five of his 3-point attempts.

UNCG stayed in the game with its 3-point shooting, as the Spartans hit 11 of 35 from beyond the arc. Derrell Armstrong added 23 for the Spartans.

The Hokies also got 10 points from **Robert Brown**, nine points and nine rebounds from **Cadarian Raines** and nine points from **Will Johnston**. Also, **Marshall Wood** grabbed a career-high 11 rebounds.

The game turned out to be historic for Johnson, who became the first Tech coach to win his first four games in his inaugural season as the Hokies' coach since Bill Matthews went 4-0 to start the 1962-63 season.

## VIRGINIA TECH (4-0, 0-0 ACC)

Player	MP	FG	FT	TR	PF	A	TO	Blk	Stl	TP
Robert Brown, g	30	3-7	1-2	2	3	3	2	1	0	10
Jarell Eddie, f	34	7-9	9-10	5	0	2	2	3	0	28
C.J. Barksdale, f	22	1-4	3-4	6	2	1	2	2	0	5
Erick Green, g	38	4-15	16-16	3	1	6	2	1	1	26
Cadarian Raines, f	27	3-8	3-4	9	4	0	3	1	1	9
Joey van Zegeren	12	1-1	0-2	1	1	0	3	0	1	2
Marquis Rankin	8	1-1	0-0	0	0	0	0	0	0	2
Will Johnston	10	3-3	0-0	0	1	0	0	0	0	9
Marshall Wood	19	1-5	2-4	11	3	1	0	0	1	5
TEAM				4						
Totals	200	24-53	34-42	41	15	13	14	8	4	96

## UNC GREENSBORO (1-3, 0-0 SoCon)

Player	MP	FG	FT	TR	PF	A	TO	Blk	Stl	TP
David Williams, f	17	2-2	1-2	2	5	2	0	0	0	5
Kelvin McNeil, f	27	5-8	2-3	12	3	1	1	0	1	12
Korey van Dussen, g	28	4-9	0-0	3	4	2	1	0	1	10
Trevis Simpson, g	31	10-23	2-2	3	3	4	0	0	0	25
Drew Parker, g	23	1-3	0-0	2	3	4	3	0	2	3
Kayel Locke	25	2-8	2-4	7	4	0	1	0	0	6
Derrell Armstrong	30	7-15	5-6	3	0	2	1	0	0	23
Taylor Hoffer	7	0-0	0-0	2	2	0	1	0	0	0
Nicholas Paulos	9	1-4	0-0	1	1	1	1	0	0	3
RJ White	3	0-1	0-0	2	0	0	0	0	1	0
TEAM				1						
Totals	200	32-75	12-17	38	25	16	9	0	5	87

**3-Pointers**.....VT 14 (Eddie 5, Brown 3, Johnston 3, Green 2, Wood) ..... UNCG 11 (Armstrong 4, Simpson 3, van Dussen 2, Parker, Paulos)

**Blocks**..... VT 8 (Eddie 3, Barksdale 2, Brown, Green) ..... UNCG 0

**Steals**.....VT 4 (Green, Raines, van Zegeren, Wood) ..... UNCG 5 (Parker 2, McNeil, van Dussen, White)

**Officials** ..... Hess, Groover, Nestor  
**Technicals** ..... None  
**Attendance** ..... 3,082

**Percentages:**

Virginia Tech	FG%...45.3	3FG%...63.6	FT%...81.0
UNC Greensboro	FG%...42.7	3FG%...31.4	FT%...70.6

Virginia Tech	45	51	—	96
UNC Greensboro	41	46	—	87

# GAME 5

VIRGINIA TECH vs. APPALACHIAN ST.

NOV. 23, 2012 • 2 P.M. • BLACKSBURG, VA.

Virginia Tech used a career-high 27 points from point guard **Erick Green** to outlast Appalachian State 87-76.

With the win, the Hokies moved to 5-0 on the season. The Hokies are 5-0 for the first time since the 1984-85.

The Hokies struggled somewhat against Appalachian State for the better part of 30 minutes. The Mountaineers, picked to finish fourth in the Southern Conference's North Division, trailed just 60-58 after a 3-pointer by Nathan Healy with 10:41 remaining.

But Virginia Tech answered with a 13-2 run that put the game away. Green scored six points in the run, including a one-handed slam with 4:51 to go that capped the run and gave the Hokies a 73-60 lead. The Hokies built the lead to 79-64 on a three-point play by **Cadarian Raines** with 3:28 remaining, and the Mountaineers got no closer than 11.

Green, who became the first Tech player to score 20 points or more in the Hokies first five games to start a season since **Bimbo Coles** scored 20 or more in the first nine games of the 1989-90 season, made 8 of 16 from the floor and all 11 of his free-throw attempts. He has made 31 consecutive free throws. The Hokies made 30 of their 39 free-throw attempts. In contrast, the Mountaineers hit just 12 of 21 and turned the ball over 19 times.

**Jarell Eddie** added 23 points for the Hokies, making 7 of 9 from the floor, including 4 of 5 from beyond the 3-point arc. Eddie has made 14 of his past 18 shots from the floor, including 9 of his past 10 3-point attempts. He's shooting 57.7 percent from the floor this season, including 59.3 percent from beyond the 3-point arc.

**Marshall Wood** had a career-high 13 points and also grabbed a game-high eight rebounds for Virginia Tech, which shot 50 percent (26 of 52) from the floor.

## APPALACHIAN STATE (1-4)

Player	MP	FG	FT	TR	PF	A	TO	Blk	Stl	TP
Michael Obacha, f	22	2-2	1-4	3	4	1	3	0	0	5
Nathan Healy, f	39	4-8	1-2	7	4	0	1	1	3	11
Tab Hamilton, g	27	7-12	0-0	1	4	0	2	0	1	15
Jamaal Trice, g	40	5-15	6-7	4	1	2	4	0	0	19
Jay Canty, g	40	8-16	3-4	7	2	1	6	1	1	21
Tevin Baskin	13	2-5	1-4	6	4	0	2	0	0	5
Chris Bruggess	12	0-1	0-0	1	2	0	1	0	0	0
Rantavious Gilbert	0+	0-0	0-0	0	0	0	0	0	0	0
Tommy Spagnolo	6	0-1	0-0	3	5	2	0	0	0	0
Frank Eaves	1	0-0	0-0	0	0	0	0	0	0	0
TEAM				3						
Totals	200	28-60	12-21	35	26	6	19	2	5	35

## VIRGINIA TECH (5-0, 0-0 ACC)

Player	MP	FG	FT	TR	PF	A	TO	Blk	Stl	TP
Cadarian Raines, f	18	1-3	1-3	2	4	0	3	1	1	3
Jarell Eddie, f	35	7-9	5-6	2	3	0	3	1	0	23
C.J. Barksdale, f	25	3-5	4-5	7	3	2	1	0	2	10
Robert Brown, g	25	2-8	5-6	2	2	6	3	1	1	9
Erick Green, g	36	8-16	11-11	4	2	4	2	0	2	27
Joey van Zegeren	11	1-2	0-0	0	1	0	0	0	0	2
Marquis Rankin	20	0-1	0-2	0	1	2	0	0	1	0
Christian Beyer	1	0-0	0-0	0	0	0	0	0	0	0
Will Johnston	4	0-0	0-0	0	1	0	0	0	0	0
Marshall Wood	25	4-8	4-7	8	2	2	1	0	0	13
TEAM				2						
Totals	200	26-52	30-39	27	19	16	13	3	7	87

**3-Pointers**.....VT 5 (Eddie 4, Wood) ..... ASU 8 (Trice 3, Canty 2, Healy 2, Hamilton)

**Blocks**..... VT 3 (Brown, Eddie, Raines) ..... ASU 2 (Canty, Healy)

**Steals**.....VT 7 (Barksdale 2, Green 2, Brown, Raines, Rankin) ..... ASU 5 (Healy 3, Canty, Hamilton)

**Officials** ..... Clinton, Kelly, Gaffney  
**Technicals** ..... None  
**Attendance** ..... 7,094

**Percentages:**

Appalachian State	FG%...46.7	3FG%...36.4	FT%...57.1
Virginia Tech	FG%...50.0	3FG%...27.8	FT%...76.9

Appalachian State	38	38	—	76
Virginia Tech	41	46	—	87