

# HOKIE HOOPS

## 2011-12 GAME NOTES

Game 32

#10 Virginia Tech (15-16, 4-12)

vs.

#7 Clemson (16-14, 8-8)



10th seed Hokies open ACC Tournament play against seventh seed Clemson on Thursday

Thurs., March 8, 2012 • 7 p.m.  
Philips Arena (18,371), Atlanta, Ga.



Series vs. CU: VT, 13-12 Series Streak: CU, one  
Last Meeting vs. the Tigers: CU, 58-56, 3-1-12, Littlejohn Coliseum  
Live Stats: theacc.com

Radio: Virginia Tech IMG Sports Network/ESPN Radio TV: The ACC Network/ESPNU

### NOTING THE HOKIES

#### About Tonight's Game

Virginia Tech is 15-16 on the season and was 4-12 in ACC regular season play.

Clemson is 16-14 overall and was 8-8 in ACC regular season action.

Virginia Tech is the 10th seed, Clemson is the seventh seed in the ACC Tournament.

#### The Loss to NC State

The Hokies closed out the regular season with a 70-58 loss to NC State in Cassell Coliseum on Sunday night.

Cadarian Raines led the Hokies with 15 points and Dorian

Finney-Smith added 14 points and eight rebounds. Erick Green had 12 points and four assists in the loss.

#### Eddie Honored

Jarell Eddie has been named to the 2012 All-ACC Academic Men's Basketball team.

#### Streak Snapped, Starts a New One

Erick Green's streak of 30 straight games with double-figure scoring was snapped in the loss at Clemson, as Green finished with eight points. He scored 12 points in the loss to NC State.

#### Close in the ACC

Twelve of the Hokies' 16 ACC games this season were decided by five points or fewer, including six of the last seven games.

#### Davila Injury Update

Victor Davila (left groin/hip) has missed the last six Virginia Tech games. He is questionable for the ACC Tournament.

#### Greenberg Facts

Seth Greenberg is 169-122 (.581) at Virginia Tech and 382-292 (.567) in his 22nd season as a collegiate head coach. Greenberg is 111-38 (.745) as a head coach in Cassell Coliseum.

#### Player Notes

Erick Green scored his 900th career point in the loss to NC State.

Erick Green led the ACC in minutes played per game in ACC games this season.



### 2011-12 Schedule & Results

(15-16, 4-12 ACC)

Date Opponent  
11/12 ETSU (ESPN3) W 64-53

#### NIT Season Tip-Off - Blacksburg, Va.

11/14 MONMOUTH# (ESPN3) W 91-46  
11/15 FIU# (ESPNU) W 78-63

#### NIT Season Tip-Off - New York, N.Y.

11/23 #5/5 Syracuse^ (ESPN2) L 58-69  
11/25 Oklahoma State^ (ESPN) W 59-57

11/27 ST. BONAVENTURE (ESPN3) W 73-64

#### Big Ten/ACC Challenge

11/30 at Minnesota% (ESPN2) L 55-58

12/ 4 KANSAS STATE (ESPNU) L 61-69  
12/ 7 at Rhode Island (Cox HD) W 78-67  
12/11 NORFOLK STATE (ESPN3) W 73-60  
12/17 CAMPBELL (ESPN3) W 85-60  
12/19 NORTH FLORIDA (ACC.com) W 84-55  
12/22 EASTERN MICHIGAN (ESPN3) W 71-50  
12/31 at Oklahoma State (ESPN2) W 67-61  
1/ 7 at Wake Forest\* (ACCNS) L 55-58  
1/10 FLORIDA STATE\* (ESPNU) L 59-63  
1/14 at Boston College\* (RSN\$) L 59-61  
1/19 #8/8 UNC\* (ESPNS) L 68-82  
1/22 at #15/17 Virginia\* (ESPNU) W 47-45  
1/25 BYU (ESPNS) L 68-70  
1/28 at Maryland\* (ACCNS) L 69-73  
2/ 2 #7/5 DUKE\* (ESPNS) L 60-75  
2/ 4 CLEMSON\* (RSN\$) W 67-65  
2/ 9 at Miami\* (ESPNS) L 49-65  
2/12 BOSTON COLLEGE\* (ESPNU) W 66-65  
2/16 at #20/21 Florida St.\* (ESPNS) L 47-48  
2/18 GEORGIA TECH\* (RSNS) W (OT) 74-73  
2/21 #25/arv VIRGINIA\* (ESPNU) L 59-61  
2/25 at #5/4 Duke\* (ACCNS) L (OT) 65-70  
3/ 1 at Clemson\* (ACCNS) L 56-58  
3/ 4 NC STATE\* (ESPNU) L 58-70

#### ACC Tournament - Atlanta, Ga.

3/ 8 Clemson 7 p.m. ACCN/ESPNU

\* - Atlantic Coast Conference Games

# - NIT Season Tip-Off, Blacksburg, Va.

^ - NIT Season Tip-Off, New York, N.Y.

% - Big Ten/ACC Challenge, Minneapolis, Minn.

\$ - Also shown on ESPN3

All times are EST and are subject to change

#### Television

ESPNU

Mike Patrick, Len Elmore & Jeannine Edwards

The ACC Network

Tim Brando, Dan Bonner & Debbie Antonelli



#### Radio



Virginia Tech IMG Sports Network  
Bill Roth & Mike Burnop



ESPN Radio  
Bill Rosinski & Bob Valvano

Follow us on twitter

@VT\_MBBall



#### Virginia Tech Athletics Communications

Primary Contact

Bill Dyer - Associate Director

wdyer@vt.edu

(o) - 540-231-8853

(c) - 540-998-5906

### Green Named Second Team All-ACC Finney-Smith Named to All-Freshman Team

Virginia Tech's Erick Green and Dorian Finney-Smith have been named to 2012 All-ACC teams, as selected by members of the Atlantic Coast Sports Media Association and released by the ACC Office ... Green, a junior from Winchester, Va., was named to the All-ACC second team ... Tech's leading scorer, Green received 70 points in the voting ... Finney-Smith, a freshman from Portsmouth, Va., was selected to the ACC All-Freshman team ... Finney-Smith leads the Hokies in rebounding, is second in blocked shots and is third in assists and minutes played ... Finney-Smith was the third-highest vote-getter on the All-Freshman team.



### Heading to the ATL

Virginia Tech will make its eighth appearance in the ACC Tournament this week in Atlanta, Ga. ... Tech finished the regular season 15-16 overall and 4-12 in ACC action ... Tech finished the regular season in a tie for ninth place with Wake Forest, Georgia Tech and Boston College and is the 10th seed in this season's tournament ... Tech will play No. 7 seed Clemson in the first round on Thursday ... The winner of that game will play second seed Duke at 7 p.m., on Friday night.

### The Hokies in Atlanta

This will be the Hokies' first-ever appearance in Philips Arena ... Tech did not play Georgia Tech in Atlanta this season ... Tech is 1-1 in ACC Tournament games in Atlanta ... Tech, the eighth seed, defeated ninth seed Miami, 65-47, in the first round of the 2009 ACC Tournament, played at the Georgia Dome ... Tech lost in the quarterfinals, 79-76, to top-ranked and first seed North Carolina ... Virginia Tech is 5-4 all-time in Atlanta ... Tech is 4-2 against Georgia Tech in Atlanta, including 3-2 against the Yellow Jackets in Atlanta since joining the ACC in 2004 ... Tech is 0-1 against Georgia in Atlanta.

### The Series vs. Clemson

The Hokies hold a 13-12 advantage in the all-time series ... The two teams split the season series this year, with each team winning on their home court ... This will be the first ACC Tournament meeting between Tech and Clemson and also the first neutral court game played between the two schools ... The Hokies are 5-7 against Clemson since joining the ACC ... Tech is 6-8 all-time in conference games, including games played when both teams were members of the Southern Conference.

### Hokies and Tigers Keep It Close

The series between the Hokies and Tigers has had a habit of producing close games and this season was no exception ... Since Tech joined the ACC in the 2004-05 season, 10 of the 12 games have been decided by five-or-fewer-points ... Almost all of the games have been decided in the last minute of the game. ... The average point differential in a Clemson-Virginia Tech game since Tech joined the ACC is 3.6 points per game ... The average score in the series is 70.2 - 69.8, Clemson ... Tech defeated Clemson, 67-65, in Cassell Coliseum on Feb. 4 and lost, 58-56, at Clemson on March 1.

# 2012 ACC TOURNAMENT

## THURSDAY, MARCH 8 - FIRST ROUND

Noon No. 8 Maryland vs. No. 9 Wake Forest (ACC Network/ESPNU)  
 2:30 p.m.\* No. 5 NC State vs. No. 12 Boston College (ACC Network/ESPNU)  
 7 p.m. **No. 7 Clemson vs. No. 10 Virginia Tech (ACC Network/ESPNU)**  
 9:30 p.m.\* No. 6 Miami vs. No. 11 Georgia Tech (ACC Network/ESPNU)

## FRIDAY, MARCH 9 - QUARTERFINALS

Noon No. 1 North Carolina vs. 8/9 winner (ACC Network/ESPN2)  
 2:30 p.m.\* No. 4 Virginia vs. 5/12 winner (ACC Network/ESPN2)  
 7 p.m. No. 2 Duke vs. 7/10 winner (ACC Network/ESPN2)  
 9:30 p.m.\* No. 3 Florida State vs. 6/11 winner (ACC Network/ESPN2)

## SATURDAY, MARCH 10 - SEMIFINALS

1:30 p.m. Friday afternoon winners (ACC Network/ESPN)  
 4 p.m.\* Friday evening winners (ACC Network/ESPN)

## SUNDAY, MARCH 11 - CHAMPIONSHIP

1 p.m. Semifinal winners (ACC Network/ESPN)

\* - game will start approximately 20 minutes following the session's preceding game.

### Tech in Conference Tournaments

This will be the eighth ACC Tournament for the Hokies and the ninth-straight conference tournament for the Hokies in **Seth Greenberg's** nine seasons ... Tech is 5-7 in ACC Tournament action ... The Hokies were 1-1 in the 2004 BIG EAST Tournament in Greenberg's first season in Blacksburg ... The Hokies have a combined 29-47 all-time record in post-season conference tournaments ... Tech is 6-14 all-time against current ACC members in post season conference tournaments.

### The ACC Tournament

Virginia Tech makes its eighth appearance in the ACC Tournament ... This is the 59th annual ACC Tournament ... This is the Hokies' second trip to Atlanta for an ACC Tournament, but first trip to Philips Arena ... Of the 10 arenas to host the event, three, the Capital Centre in Landover, Maryland, the Charlotte Coliseum and the Omni in Atlanta, are no longer standing ... This is the third different arena in Atlanta to host the ACC Tournament, along with the Omni and the Georgia Dome.

### Hokies in the ACC First Round Games

The Hokies are 2-1 in ACC first round games since joining the league ... Tech won its last two first round games, 65-47, in the 2009 ACC Tournament in the Georgia Dome in Atlanta and, 59-43, over Georgia Tech last season in Greensboro.

### VT at the ACC Tournament

Virginia Tech will abide by all media policies of the Atlantic Coast Conference during the 2012 ACC Tournament ... Virginia Tech will practice in Philips Arena from 2:00 - 2:55 p.m. on Wednesday, March 7 ... Following the open practice, Hokie players and coaches will be available to the media for 30 minutes in the locker room area of the Arena ... Following this media period, Virginia Tech players will be available to the media only under prior arrangement or in a post-game situation ... For more information, contact **Bill Dyer**, Associate Director of Athletics Communications and the primary men's basketball contact for the Hokies ... Mr. Dyer will be staying at the Hyatt Regency and can be reached on his cell phone or by e-mail ... Contact information for Mr. Dyer is located on page 5 of this release.



**The 2012 ACC Tournament**



### Last Time Out: NC State 70, VT 58

The Hokies closed out the regular season with a 70-58 loss to NC State in Cassell Coliseum on Sunday night for Senior Night ... Tech forced the Wolfpack into 18 turnovers, but allowed State to shoot 51.1 percent from the field and Tech was out rebounded, 40-25 ... **Cadarian Raines** led the Hokies with 15 points and **Dorian Finney-Smith** added 14 points and eight rebounds ... **Erick Green** scored 12 points and dished out four assists in the loss.

### Injury Report

**Victor Davila** has missed the last six games with a hip/groin injury ... Davila is questionable for the ACC Tournament.



Victor Davila

### Green Sees Streak Ends

With his eight points in the loss at Clemson, **Erick Green** snapped a streak that had seen him score in double-figures in all 27 games that he had played this season and in 30 consecutive games over the last two seasons ... That was the longest active streak of double-figure games among ACC players ... Green missed the season-opening win over ETSU this year with a strained achilles tendon and did not play at Boston College due to a knee injury ... The last Hokie to record at least 30 consecutive double figure scoring games was Malcolm Delaney, who recorded 32 consecutive games in double figures, beginning with 15 points in the win over Miami in the 2008 ACC Tournament in Charlotte and ending the next year on with eight points at Duke on Feb. 8, 2009 ... Green got back in double figures with 12 points in the loss to NC State.



Erick Green

### More Points on Green

In the loss at Miami, **Erick Green** scored his 800th career point ... Green only scored 88 points as a freshman, but is quickly approaching the 1,000 career-point mark ... He currently has 901 career points.

### Eddie is Honored

**Jarell Eddie** has been named to the 2012 All-Atlantic Coast Conference Academic Men's Basketball team ... The sophomore from Charlotte, N.C., was one of 12 players from seven ACC schools named to the team.



Jarell Eddie

### Beginning to Raines

In his last five games, **Cadarian Raines** is averaging 12.4 points per game ... He entered the 2011-12 season with 33 total points in 25 career games ... He has scored 43 points in his last three games ... This season, he has 180 points in 31 games ... He had never recorded a double-figure scoring or rebounding game prior to this season ... He has seven double figure scoring games and one double figure rebounding game this season.



Cadarian Raines

### More Than Ever Before

**Cadarian Raines** has made seven starts and has appeared in all 31 games this season ... Those numbers surpass his combined total of 25 games and no career starts in his first two seasons at Virginia Tech ... Raines was bothered by foot problems his first two years at Tech and was forced to redshirt last season after only four games ... He has scored 180 points this season and has 121 rebounds ... He had 33 points and 39 rebounds total in his first two seasons at Tech ... **Jarell Eddie** has also surpassed his totals from all of last season.

### More Better

The loss at #5 Duke on Feb. 25 was the Hokies' seventh game of the season against a nationally-ranked team ... Tech played just four ranked teams last season ... The last time Tech played more than seven ranked teams in a season was the 2008-09 season, when the Hokies played a school record eight ranked teams.

### More From Three

Virginia Tech is averaging 6.2 made three-point field goals per game this season, up from 5.6 last season ... Tech is averaging 6.1 three-pointers per game this season in ACC play.

### Back-to-Back Ranked Teams

Virginia Tech played #8/8 UNC on Jan. 19 and #15/17 UVa on Jan. 22 ... That was the first time since the 2009-10 season that Tech had played consecutive games against ranked teams ... On Jan. 10, 13 and 16 of 2010, Tech played three straight games against #9 UNC (78-64 road loss), #23 Miami (81-66 home win) and #25 Florida State (63-58 road loss) ... The Hokies also played back-to-back games against ranked teams last week, as Tech lost to #25 Virginia on Tuesday night and lost at #5 Duke on Saturday.

### Hokies vs. Ranked Teams

With the loss at #5 Duke, the Hokies are 12-37 against nationally ranked teams since joining the ACC for the 2004-05 season and 13-41 against nationally ranked teams under **Seth Greenberg** ... Tech is 29-145 all-time against teams ranked in the AP poll and is 1-5 this season against ranked teams ... These numbers are only for teams ranked in the AP poll.

### Davila Was Stepping It Up

**Victor Davila** was playing his best basketball at Virginia Tech prior to his injury ... Davila has missed the last six games with a hip/groin injury ... Prior to his injury, he was 26-of-38 from the field, shooting 68.4 percent from the floor in the previous seven games ... He was averaging 9.4 points and 5.4 rebounds per game (both higher than his season average) ... He had made 14-of-19 free throw attempts, shooting 73.7 percent from the line ... Davila missed the Florida State, Georgia Tech and Virginia games ... The FSU game snapped Davila's streak of 64 consecutive starts, dating back to his sophomore year.

### A New Way to Choose

**Seth Greenberg** told the media following the win over Boston College that he had chosen that game's starting line-up by selecting the five players that had practiced the hardest in the team's final practice before the BC game ... He also stated that that would continue to be the way that he selects future startling line-ups ... He said this is a way to reward players for their efforts in practice.

### Stingy with the Ball

In the win over Georgia Tech, the Hokies committed just five turnovers in the 45 minutes of action, including just two in the second half and no turnovers in overtime ... The five turnovers are the fewest for the Hokies this season and the fewest since committing five turnovers in the win at Iowa on Dec. 1, 2009 ... The last time the Hokies committed fewer than five turnovers in a game was on March 9, 2007, when the Hokies committed a school-record fewest two turnovers in the win over Wake Forest in the quarterfinals of the 2007 ACC Tournament in Tampa, Fla. ... The five turnovers in the Georgia Tech game ties the school record for fewest turnovers in a regular season ACC game, originally set on Jan. 31, 2007, vs. N.C. State in Cassell Coliseum.

### Close Games

The Hokies are 52-54 under **Seth Greenberg** in games that have been decided in overtime or by five-or-fewer points ... Tech is 5-10 in such games this season.





## Thursdays

Tonight marks the sixth time the Hokies will play an ACC opponent on a Thursday night ... Feb. 16 marked the third consecutive week that the Hokies had played on a Thursday night, the first time that has happened since joining the ACC in the 2004-05 season ... The loss at Clemson was the fifth of five Thursday ACC games this season, the most Thursday games since joining the league ... This is the seventh Thursday night game of the season.

## 5-in-12

Earlier this season, the Hokies had a stretch of five-games-in-12-days ... Tech is one of five ACC schools that have such a streak of games ... Florida State ended a similar stretch on Feb. 19 and Miami, who the Hokies began the stretch with, also concluded its stretch on Feb. 21.

## Hudson Reaches 1,100 Points

In the Hokies' win at Oklahoma State on New Year's Eve, redshirt senior guard Dorenzo Hudson became the 42nd player in Virginia Tech history to score 1,000 points in his career ... Hudson hit a three-pointer with 8:34 remaining in the game to give Tech a three-point lead, for his 1,000th point ... Hudson joins former teammates Malcolm Delaney, Jeff Allen, A.D. Vassallo and Deron Washington on the list ... In the win over Clemson, Hudson surpassed 1,100 career points ... Hudson currently has 1,175 career points, 32nd on the Virginia Tech all-time scoring list ... He passed Rolan Roberts and Dick Sayre into 32nd place in the loss at Clemson.



Dorenzo Hudson

## Hokies in NCAA Stats

In the current NCAA statistics, Virginia Tech is fifth in the nation in three-point field goal percentage defense and 48th in turnovers per game. (As of 3-4-12).

## Lots of Youth

Among Virginia Tech's 11 active scholarship players, the Hokies have three seniors, one junior, two sophomores and five freshmen ... The two sophomores had seen a combined 481 minutes of playing time up until this season ... Neither had ever started a game or played many minutes of meaningful ACC action ... Add to the fact that **Dorenzo Hudson** had missed the majority of last season and this team becomes an extremely inexperienced total group ... One senior, **Joey Racer**, was a walk-on that earned a scholarship for the second semester and did not play last season.

## C.J. Was O.K.

In the win over Boston College, **C.J. Barksdale** earned his first collegiate start, due to his work in practice the day prior to the game ... Unfortunately, Barksdale was limited to just 12 minutes of action after spraining his left ankle grabbing an offensive rebound ... He returned to the line-up in the overtime win against Georgia Tech, after missing the Florida State game ... In the Georgia Tech game, Barksdale came off the bench to play 20 minutes, tied for his career-high ... Barksdale also tied a career-high with eight points and he led the Hokies with four rebounds.



C.J. Barksdale

## Win 10

With Virginia Tech's win over Boston College, it marked the ninth straight season that the Hokies have won at least 10 home games ... Tech's longest streak of 10-or-more home victories is 11 consecutive seasons, from 1975-76 through the 1985-86 season.

## Greenberg Numbers

**Seth Greenberg** is 111-38 as a head coach in Cassell Coliseum, good for a winning percentage of .745 ... His record in 22 years as a head coach is 382-292 (.567) and is 169-122 (.581) in his ninth season at Virginia Tech ... Greenberg is 67-11 (.859) against non-conference competition in Cassell Coliseum.



Seth Greenberg

## Building Makes it Better?

A case can be made that the Hokies have shown marked improvement in many areas of their game since moving into the Hahn Hurst Basketball practice facility in August 2009 ... One such improvement comes to the forefront ... In the six years before the opening of the practice facility, the Hokies shot a combined 66.2 percent from the free throw line ... Since the opening of the facility, the Hokies are shooting 71.4 percent from the free throw line.

## Owning the Glass

In the win over Boston College, the Hokies out rebounded BC, 33-19 ... The 14-rebound difference was the most for the Hokies since the win at Oklahoma State on New Year's Eve and the most against an ACC opponent since the home win over Georgia Tech on Feb. 13, 2011 ... The 19 total rebounds for BC was the fewest by a Hokie opponent since joining the ACC.

## Hokies in Overtime

With the loss at #5 Duke, the Hokies are now 57-43 all-time in overtime games ... Virginia Tech is 1-1 this season in overtime games and was 1-2 last season ... Tech is 25-21 in road overtime games, 26-9 in home overtime games and 6-13 on neutral courts ... Tech is 15-8 in all overtime games under **Seth Greenberg** and 11-3 in ACC overtime games ... Prior to the loss at #5 Duke, the last time the Hokies had lost a true road overtime game was Feb. 11, 2006, when Tech fell to Virginia, 81-77, in University Hall ... Tech is 3-6 all-time in overtime games against ranked teams ... Tech is 5-8 in double overtime games and 1-2 in triple overtime games.

## Starting Line-Ups

In the loss to NC State, the Hokies used their ninth different starting line-up of the season ... Tech used just two different starting line-ups last season ... The last time Tech used more than nine different starting line-ups in a season was 11 line-ups during the 2008-09 season.

## Raines Gives His All

**Cadarian Raines** was forced into extra long service in the loss at #20/21 Florida State with the injuries to **Victor Davila** and **C.J. Barksdale** ... Raines played 23 minutes in the game, despite missing a large chunk of the second half suffering from cramps ... The cramping was so bad, Raines received an IV in the locker room after the game ... The 23 minutes played was the most by Raines in an ACC game ... Raines made two of his three field goal attempts and also pulled down six rebounds in the game ... In the win over Georgia Tech, Raines set new then-career-highs with 13 points and 37 minutes played ... In the Hokies' overtime loss at #5 Duke, **Cadarian Raines** posted his best career game ... Raines made seven-of-10 field goal attempts and two-of-three free throw attempts for a career-high 16 points ... He also recorded two blocked shots in a career-high 39 minutes of action ... He scored 12 points and grabbed eight rebounds in the loss at Clemson and scored 15 points in the loss to NC State.

## That's an Improvement

Virginia Tech's **Jarell Eddie** is fourth in the ACC in improved scoring from last year ... As a freshman, Eddie averaged just 2.9 points per game ... This season, he has improved to 9.3 points per game ... That +6.4 ppg trails only Terrell Stoglin of Maryland (+9.8) and C.J. Williams of NC State and C.J. Harris of NC State (+6.5).



# Virginia Tech Athletics Communications

## ON THE INTERNET

### [www.hokiesports.com](http://www.hokiesports.com)

The official Web site of Virginia Tech athletics provides media and fans with schedules, results, rosters, bios, statistics, general releases and game notes on the Hokies.



The Gameday section has live stats, radio and television coverage information and other pertinent information. This section is for home games only.

### [hokiesports.com/media](http://hokiesports.com/media)

A media-only Web site is designed to make the media's job easier. Here you will find high-resolution, color mug shots of every Hokie basketball player and coach available to download. Please contact the Athletics Communications Office for access to this media-only site.

### Twitter

Follow the Hokies on Twitter @VT\_MBBall.

### [www.theacc.com](http://www.theacc.com)

Updated standings, results, schedules, statistics and notes are posted each week during the season.

## New VT App

Virginia Tech basketball game broadcasts can be heard throughout the mid-Atlantic region on a network of radio stations and on SiriusXM Satellite radio ... Fans can also follow the action of the Virginia Tech IMG Sports Network on their iPhone, Android and BlackBerry devices ... The official mobile application of Virginia Tech athletics offers easy and instant access to up-to-the-minute news, scores, live game play-by-play, stats, schedules and rosters, streaming audio and more.

The free mobile application will include access to the following features:

- HEADLINES
- LIVE GAME SCORING FROM GAMETRACKER (SUBJECT TO GAMETRACKER AVAILABILITY)
- PREVIOUS GAME AND NEXT GAME SCHEDULES AND SCORES
- LIVE SCORING UPDATES
- PLAY-BY-PLAY COVERAGE
- PLAYER AND TEAM STATS
- BOX SCORE
- ON-DEMAND VIDEO (SUBJECT TO VIDEO AVAILABILITY)
- SCHEDULES AND SCORES
- ROSTERS
- IN-APP ALERT SYSTEM
- SHARING VIA EMAIL AND FACEBOOK

## Where to Find It

Many Virginia Tech men's basketball facts are available on [hokiesports.com](http://hokiesports.com) ... Below is a listing of URLs that may be helpful to the media.

### The Last Time:

<http://www.hokiesports.com/lasttime.html>

### Tech's all-time games against ranked opponents:

<http://www.hokiesports.com/mbasketball/rankedopp.html>

### Opponent History:

<http://www.hokiesports.com/mbasketball/opponents.html>

### Past Schedules:

<http://www.hokiesports.com/mbasketball/pastschedules.html>

### All-time overtime games:

<http://www.hokiesports.com/lasttime.html> go to men's basketball and toggle the "Show Only OT Games" button

The Last Time page is customizable to search a wide range of topics.

*Player bio pages have career highs, multiple splits and career game-by-game stats.*

## What is a Hokie?

That's the most frequently asked question regarding Virginia Tech athletics ... The answer leads all the way back to 1896 when Virginia Agricultural and Mechanical College changed its name to Virginia Polytechnic Institute ... With the change came the necessity for writing a new cheer and a contest for such a purpose was held by the student body ... Senior O.M. Stull won first prize for his "Old Hokie" yell which still is used today ... Later, when asked if "Hokie" had any special meaning, Stull explained the words he used had no hidden or symbolic meaning, but had been thought up in an effort to get attention ... Hokie soon became a nickname for all Tech teams and for those people loyal to Tech athletics.

## WHO TO CONTACT

### Request for Interviews

#### Men's Basketball ACO

Bill Dyer  
(540) 231-8852 - office  
(540) 552-8461 - home  
(540) 998-5906 - cell  
[wdyer@vt.edu](mailto:wdyer@vt.edu)

#### Secondary Contact

Rachel Perreault  
(540) 231-2228 - office  
(603) 767-6492 - cell  
[rachelp5@vt.edu](mailto:rachelp5@vt.edu)

### Requests for Photos

#### Director of Photography

Dave Knachel  
(540) 231-1838  
[dknachel@vt.edu](mailto:dknachel@vt.edu)



## Bill Dyer

Associate Director of Athletics Communications

## Attendance Figures

Virginia Tech, like other ACC schools, announces total tickets distributed at each home game ... That number includes season tickets, individual game tickets and student tickets.

## Just a Name

When referring to Virginia Tech forward, **JT Thompson**, please do not place periods after the initials ... Please list him as "JT", not "J.T." ... Thank you for your consideration in this matter.

## How To Say It

Cassell Coliseum .....Castle  
Victor Davila .....DAH-vuh-luh  
Cadarian Raines.....suh-DARE-ee-un  
Jarell Eddie.....ju-RELL  
Rob Ehsan.....E-san  
Marquis Rankin.....mar-KEYS  
Joey van Zegeren .....van ZEG-grin



### 500-Plus in the Cassell

The Hokies have a 518-157 overall record in the Cassell, good for a .767 winning percentage ... Tech is 11-7 this season and was 12-4 in Cassell last season, the 50th year for the arena ... The win over Florida State on Jan. 8, 2011, was the 500th victory in the building ... The win over FSU in 2008 marked the Hokies' 600th game played in Cassell Coliseum ... Tech defeated Rhode Island, 86-63, on Nov. 20, 2002, in its 500th game in the arena ... Tech has had just one break-even home season and one losing season in Cassell Coliseum ... The 17 victories for the Hokies at home in the 2009-10 season set a new Cassell Coliseum and school record.

### A First for Jarell

**Jarell Eddie** had a career-best night in the BYU game on Jan. 25 ... Eddie recorded his first career double-double in the game, scoring 12 points and pulling down a career-high 14 rebounds ... He also added a career-high-tying five assists ... This marked the second consecutive game that Eddie grabbed double-figure rebounds, as he had a career-high 10 boards in the win at #15 Virginia ... Eddie scored 15 points to lead the Hokies in scoring in the loss at Clemson.

### End of Game Heroics

In the Hokies' 47-45 victory at #15/17 Virginia on Jan. 22, Hudson scored the Hokies' final five points of the game and six of Tech's last eight points ... With less than 17 seconds remaining, Hudson hit a big three-pointer from the left corner to give Tech a four point lead ... Then, on the defensive end, Hudson made a diving steal attempt in the final second to disrupt the UVa offense.

### Thompson to Miss 2011-12 Season

Senior forward **JT Thompson**, who missed the entire 2010-11 season following surgery to repair a torn anterior cruciate ligament in his left knee, will miss the 2011-12 season with the same injury to his right knee ... The injury occurred during practice on Nov. 2.



JT Thompson

### JT Makes the Walk

Across the stage, that is ... On Dec. 16, just hours before the Hokies defeated Campbell, **JT Thompson** walked across the stage right here in Cassell Coliseum to accept his diploma in sociology ... Congratulations to JT on this achievement.

## VT vs. The Conferences

<b>ACC REGULAR SEASON</b> .....	<b>4-12</b>
Atlantic Sun (ETSU, UNF).....	2-0
Atlantic 10 (St. Bonaventure, URI).....	2-0
Big 12 (Kansas State, Oklahoma State).....	2-1
BIG EAST (Syracuse).....	0-1
Big South (Campbell).....	1-0
Big Ten (Minnesota).....	0-1
MAC (Eastern Michigan).....	1-0
MEAC (Norfolk State).....	1-0
Northeast (Monmouth).....	1-0
Sun Belt (FIU).....	1-0
West Coast (BYU).....	0-1
<b>Total</b> .....	<b>15-16</b>

## Coming Next Year

The Hokies have announced the signing of two players to National Letters of Intent ... **Montrezl Harrell**, a 6-7 forward from Tarboro, N.C., and **Marshall Wood**, a 6-7 forward from Rustburg, Va., will join the program in the fall of 2012 ... Harrell is playing this season at Hargrave Military Academy in Chatham, Va., and Wood is playing at Rustburg H.S. near Lynchburg, Va.

## In the Cassell Under Seth

**Seth Greenberg** is 108-33 all-time coaching in Cassell Coliseum ... Here is a year-by-year breakdown.

	<i>Regular</i>	<i>Post</i>	<i>Overall</i>
2003-04	11-4	0-0	11-4
2004-05	12-3	1-0	13-3
2005-06	10-7	0-0	10-7
2006-07	13-2	0-0	13-2
2007-08	12-2	2-1	14-3
2008-09	9-5	1-1	10-6
2009-10	15-1	2-1	17-2
2010-11	11-3	1-1	12-4
2011-12	11-7	---	11-7
<b>Totals</b>	<b>104-34</b>	<b>7-4</b>	<b>111-38</b>

## Close Games in the ACC

So far this season, the Hokies have played a number of close games in the ACC, especially of late ... Six of Virginia Tech's last seven games were decided on the final possession or overtime ... On the season, 10 of the Hokies' 16 ACC games have been decided on plays in the final three seconds or OT ... Twelve of the 16 games have been decided by five-or-fewer points ... In the 2005-06 season, the last time Tech had a similar run of close games, nine of the 16 ACC regular season games were decided by five-or-fewer points or in overtime.

## The Hokies

*Under Seth Greenberg*

VT outrebounds opponent.....	106-38
Opponent outrebounds VT.....	58-78
Rebounds are equal.....	5- 6
VT leads at the half.....	122-23
VT trails at the half.....	42-96
Game is tied at the half.....	5- 3
VT shoots 50% or better.....	50- 8
VT outshoots opponent.....	127-25
Opponent outshoots VT.....	41-96
VT holds opp. under 40%.....	80-11
VT scores 100+ points.....	4- 1
VT scores 90-99 points.....	15- 1
VT scores 80-89 points.....	25- 2
VT scores 70-79 points.....	69-23
VT scores 60-69 points.....	42-51
VT scores less than 60 points.....	14-44
Opponent scores 100+ points.....	1- 2
Opponent scores 90-99 points.....	1- 2
Opponent scores 80-89 points.....	10-27
Opponent scores 70-79 points.....	20-46
Opponent scores 60-69 points.....	57-32
Opp. scores less than 60 points.....	80-13
VT in games 5-or-fewer points or OT.....	52-54
VT at home.....	111-38
VT on the road.....	35-62
VT at a neutral site.....	23-22
Overtime games.....	15- 8
VT against conference foes.....	74-84
VT on television.....	102-106
VT vs. ranked teams (AP only).....	13-41
VT as a ranked team (AP only).....	5- 7

## Career Double-Doubles

### 2007-08 Season

#### JT Thompson (1)

at Boston College (14 pts./12 rebs.)\*

### 2008-09 Season

#### No active players

### 2009-10 Season

#### Victor Davila (1)

vs. VMI (13 pts./10 rebs.)

### 2010-11 Season

#### Victor Davila (1)

vs. Duke (11 pts./10 rebs.)

### 2011-12 Season

#### Dorian Finney-Smith (3)

vs. ETSU (10 pts./16 rebs.)\*

vs. FIU (14 pts./10 rebs.)

vs. Oklahoma State (10 pts./14 rebs.)

#### Jarell Eddie (1)

vs. BYU (12 pts./14 rebs.)\*

\* - career highs at the time



## Compare & Contrast

<b>VT</b> .....	<b>CU</b>
65.3 .....	Points .....64.6
62.4 .....	Points Allowed.....60.4
42.3% .....	FG%.....43.2%
41.7% .....	FG% Defense .....43.1%
36.4% .....	3FG%.....32.0%
28.1% .....	3FG% Defense.....36.2%
71.6% .....	FT% .....67.2%
33.6 .....	Rebounds .....33.0
-0.5 .....	Rebound Margin..... +0.9
11.8 .....	Assists.....12.7
11.9 .....	Turnovers.....12.1
5.7 .....	Steals.....7.6
3.4 .....	Blocks .....3.8

## Points for Pondering

**Led VT in Scoring:** Green (16), Hudson (6), Eddie (4), Brown (2), Davila (2), Raines (2), Garland (1), Finney-Smith (1)

**Double Figure Scoring Games:** Green (28), Eddie (14), Hudson (14), Finney-Smith (10), Davila (9), Brown (7), Raines (7), Garland (2)

**40-point Games:** none

**30-39-point Games:** Hudson (1)

**20-29-point Games:** Green (3), Eddie (1)

**Led VT in Rebounding:** Finney-Smith (19), Eddie (6), Davila (5), Green (3), Barksdale (3), Raines (3), Hudson (1)

**Double Figure Rebounding Games:** Finney-Smith (5), Eddie (2), Barksdale (1)

**Led VT in Assists:** Green (17), Finney-Smith (8), Brown (7), Eddie (5), Hudson (4), Raines (2), Rankin (2), Davila (2), Garland (1)

**Double Figure Assist Games:** none

**Double-Doubles:** Finney-Smith (3), Eddie (1)

**Most Points in a Half:** 53 (2nd vs. Campbell)

**Fewest Points in a Half:** 19 (1st at Maryland)

**Most Points Allowed in a Half:** 48 (2nd vs. UNC)

**Fewest Points Allowed in a Half:** 9 (1st vs. EMU)

**Largest Lead:** 49 pts. (89-40 vs. Monmouth)

**Largest Deficit:** 22 pts. (40-62 vs. Duke)

**Largest Margin of Victory:** 45 pts. (91-46 vs. Monmouth)

**Largest Margin of Defeat:** 16 pts. (65-49 at Miami)

**Largest Deficit Overcome in a Victory:** 10 pts. (7-17 vs. Boston College)

**Largest Lead Lost in a Loss:** 15 pts. (40-25 at Florida State)

**Largest Halftime Lead:** 18 pts. (42-24 vs. Monmouth and 27-9 vs. EMU)

**Largest Halftime Deficit:** 13 pts. (32-19 at Maryland)

**Average Margin of Victory:** 12.9 ppp

**Average Margin of Defeat:** 6.6 ppp

**Average Margin:** +2.9 ppp

\* - Includes ties

## Van Zegeren Out

The Hokies are planning on seeking a medical redshirt on freshman forward **Joey van Zegeren** ... He suffered a concussion earlier this season and has had other concussion-like issues.

## TOP INDIVIDUAL PERFORMANCES

### VIRGINIA TECH

#### Points

31	Dorenzo Hudson vs. FIU
25	Erick Green at Minnesota
24	Erick Green at URI
24	Jarell Eddie vs. Norfolk State
21	Erick Green vs. Florida State
19	Robert Brown vs. Monmouth
19	Erick Green vs. St. Bonaventure
19	Erick Green at Wake Forest
19	Erick Green vs. Virginia
18	Tyrone Garland vs. Monmouth
18	Dorenzo Hudson vs. Monmouth
18	Erick Green vs. Oklahoma State
18	Dorenzo Hudson at Oklahoma State
18	Erick Green at Maryland
18	Erick Green at Florida State
17	Jarell Eddie vs. Syracuse
17	Erick Green vs. UNC
17	Erick Green vs. Duke
17	Erick Green at Miami
17	Dorian Finney-Smith vs. Boston College
16	Dorenzo Hudson vs. North Florida
16	Erick Green at Oklahoma State
16	Dorenzo Hudson vs. UNC
16	Victor Davila vs. Duke
16	Erick Green at Duke
16	Dorenzo Hudson at Duke
16	Cadarian Raines at Duke
15	nine times

#### Rebounds

16	Dorian Finney-Smith vs. ETSU
14	Dorian Finney-Smith vs. Oklahoma State
14	Jarell Eddie vs. BYU
12	Dorian Finney-Smith at Duke
11	Cadarian Raines vs. North Florida
10	Dorian Finney-Smith vs. FIU
10	C.J. Barksdale vs. Eastern Michigan
10	Dorian Finney-Smith at Oklahoma State
10	Dorian Finney-Smith vs. Florida State
10	Jarell Eddie at Virginia

#### Assists

8	Erick Green vs. North Florida
6	Erick Green vs. Campbell
6	Erick Green at Wake Forest
5	15 times

#### Steals

4	Erick Green at Florida State
3	Cadarian Raines vs. ETSU
3	six times

#### Blocks

4	Dorian Finney-Smith vs. ETSU
3	Victor Davila vs. FIU
3	Cadarian Raines vs. Oklahoma State
3	Dorian Finney-Smith at URI
3	Cadarian Raines vs. North Florida
2	11 times

### OPPONENTS

#### Points

28	Terrell Stoglin, Maryland
27	Marshall Barnes, UNC
23	Demitrius Conger, St. Bonaventure
23	Kinola Malesevic, URI
23	Austin Rivers, Duke (A)
22	Noah Hartsock, BYU
21	Keiton Page, Oklahoma State (A)
20	Kris Joseph, Syracuse
20	Mike Scott, Virginia (H)
19	Markel Brown, Oklahoma State
19	Seth Curry, Duke (A)
19	Scott Wood, NC State
18	Brandon Triche, Syracuse
18	Chris McEachin, Norfolk State
18	Bernard James, Florida State (H)
18	Austin Rivers, Duke (H)
18	Kammeon Holsley, Georgia Tech
18	C.J. Leslie, NC State
17	Jamar Samuels, Kansas State
17	Brandon Davies, BYU
17	Ryan Anderson, Boston College (H)
16	Trey Freeman, Campbell
16	John Henson, UNC
15	eight times

#### Rebounds

16	John Henson, UNC
15	Travis McKie, Wake Forest
15	Bernard James, Florida State (H)
15	Miles Plumlee, Duke (A)
14	Jamar Samuels, Kansas State
12	Milton Jennings, Clemson (A)
11	Ed Waite, Monmouth
11	Tyler Zeller, UNC
11	Ashton Pankey, Maryland
11	Devin Booker, Clemson (H)
11	C.J. Leslie, NC State
10	Kris Joseph, Syracuse
10	C.J. Fair, Syracuse
10	Markel Brown, Oklahoma State
10	Nikita Mescheriakoc, Wake Forest
10	Richard Howell, N.C. State

#### Assists

8	Kendall Marshall, UNC
6	Brandon Triche, Syracuse
5	six times

#### Steals

4	Matt Humphrey, Boston College (A)
4	Matt Humphrey, Boston College (H)
3	11 times

#### Blocks

6	John Henson, UNC
5	Fab Melo, Syracuse
5	Jordan Heriquez, Kansas State
5	Deividus Dulkys, Florida State (H)
5	K.J. McDaniels, Clemson (H)
4	Carson Desrosiers, Wake Forest
3	Philip Jurick, Oklahoma State (A)
3	Noah Hartsock, BYU
3	Kenny Kadji, Miami
3	DeQuan Jones, Miami
3	Bernard James, Florida State (A)
2	15 times





### 300 and Counting

The Hokies have hit at least one three-pointer in every game since joining the ACC in the 2004-05 season ... Tech has now hit a three in 301 consecutive games, the most in school history ... Since the three-point arc was added to college basketball for the 1986-87 season, the Hokies have hit at least one three in all but three games ... The last time that the Hokies did not record a three-point field goal in a game was at Providence on Feb. 1, 2003 ... Tech has had nine games with only one three-pointer under **Seth Greenberg**.

### Chaney Out

**Allan Chaney** has been denied medical clearance to return to practice and competition by the Virginia Tech Sports Medicine Department due to continued complications from a cardiac condition ... Since his first diagnosis, Chaney underwent a thorough and exhaustive course of evaluation and treatment ... As a result of his medical condition, the Virginia Tech medical staff has determined that in order to minimize his risk for further complications from his condition, Chaney will not be cleared to return to basketball ... He is in school and will graduate from Virginia Tech this summer.



Allan Chaney

### Roster News

Virginia Tech senior **Joey Racer**, who joined the team as a walk-on in the fall, has been awarded a scholarship for the spring semester by head coach **Seth Greenberg** ... Racer got the start for the Hokies on Senior Night against NC State ... **Will Johnston** joined the team as a walk-on ... Johnston, a 6-3 freshman guard, had been practicing with the team for a week prior to being added to the active roster ... Johnston saw his first-ever ACC action in the final second of the Hokies' 47-45 victory at #15/17 Virginia on Jan. 22 ... Sophomore guard Tyrone Garland has left the program and has transferred to La Salle.



Joey Racer



Will Johnston

### Hokies' All-Time Record

Virginia Tech is now 1342-1108 all-time in collegiate basketball, good for a .548 winning percentage ... This is the Hokies' 103rd season of men's basketball.

### Green on the Rise

Last season, **Erick Green** scored 370 points all of last season; he has scored 443 points already this season ... Last year, he averaged 11.6 points per game; this season his average is now at 15.3 ppg ... He also is shooting better from the field, the three-point arc and the free throw line this season, along with averaging 50 percent more rebounds and a half more assists.

### High Points With Low Points

The Hokies defeated #15/17 Virginia, 47-45, on Jan. 22 in Charlottesville ... The 45 points allowed is the fewest points Tech has ever allowed in an ACC regular season game ... The previous low was 48 points scored by Boston College, in a 67-48, Tech win in Cassell Coliseum on Feb. 26, 2008 ... The fewest points Tech has allowed an ACC opponent since joining the league was a 59-43 Virginia Tech win over Georgia Tech in last season's ACC Tournament ... The Hokies' 47 points at Virginia is the lowest point total for the Hokies ever in an ACC victory ... The last time the Hokies won any game while scoring 47-or-fewer points was a 45-43 win over George Washington on Feb. 4, 1997 in Cassell Coliseum ... Tech has only won three games in the last 50 years in which they have scored 47-or-fewer points ... The win at #15/17 Virginia is Tech's first win over a nationally-ranked team in which Tech scored fewer than 50 points ... The last time the Hokies defeated Virginia and scored fewer than 47 points was Jan. 23, 1942, when Tech downed UVa, 42-35, in Roanoke.

### Tech, UVa and #15

With the win at #15 Virginia on Jan. 22, Virginia Tech is now 2-5 all-time against teams ranked #15 in the AP poll ... Tech's only other win against a 15th-ranked team was a 59-53 win over Virginia in the Richmond Coliseum on Jan. 30, 1993.

### A Lot to Lose

Graduation cost the Hokies two of the most prolific players in school history, plus a two-year starter, Malcolm Delaney, Jeff Allen and Terrell Bell ... Tech lost 63.3 percent of its scoring from last season, along with 63.8 percent of its assists, 61.9 percent of its rebounds and 58.4 percent of its minutes played ... That trio of players combined for 4,534 points and 2,106 rebounds in their careers at Virginia Tech.

### Family Tradition

Two Hokie players didn't need any introduction when they arrived on campus five years ago ... **JT Thompson** was joined on the Tech team by his cousin, **Dorenzo Hudson**.

### Green on Cousy List

Virginia Tech guard **Erick Green** was named as a candidate for the 2012 Bob Cousy Award ... The award recognizes the top point guards in college basketball and is presented by The Naismith Memorial Basketball Hall of Fame in Springfield, Massachusetts.

## Hokies in ACC Stats

### INDIVIDUALS

	All	ACC
<b>Scoring</b>		
Erick Green	8th	6th
<b>Rebounding</b>		
Dorian Finney-Smith	12th	17th
Jarell Eddie	20th	---
<b>Field Goal Percentage</b>		
Erick Green	8th	---
<b>Free Throw Percentage</b>		
Dorenzo Hudson	6th	---
Erick Green	9th	10th
<b>Steals</b>		
Erick Green	7th	8th
<b>Offensive Rebounds</b>		
Dorian Finney-Smith	9th	---
<b>Minutes Played</b>		
Erick Green	3rd	1st

### TEAM

	All	ACC
Scoring Offense	8th	9th
Scoring Defense	4th	4th
Scoring Margin	8th	8th
Free Throw Percentages	5th	7th
Field Goal Percentages	10th	12th
Field Goal % Defense	5th	10th
3-pt. FG Percentage	2nd	1st
3-pt. FG% Defense	1st	5th
Rebounding Offense	8th	11th
Rebounding Defense	7th	9th
Rebounding Margin	10th	11th
Blocked Shots	10th	T 11th
Assists	8th	11th
Steals	8th	T 7th
Turnover Margin	5th	2nd
Assist/TO Ratio	7th	7th
Offensive Rebounds	8th	9th
Defensive Rebounds	11th	12th
Offensive Rebound %	12th	12th
Defensive Rebound %	8th	9th
3-pt. FG Made	4th	4th

*as of the end of the regular season*





## A Big Time Performance

**Dorian Finney-Smith** has shown a return to form recently ... In the win over Boston College, DFS led the Hokies with 17 points and eight rebounds, but no rebound and basket was



*Dorian Finney-Smith*

bigger than his tip-in of a missed shot with 2.4 seconds remaining to give the Hokies the lead for good and the victory ... In the win against Clemson, DFS scored 12 points and grabbed a team-high eight rebounds ... He hit two, three-point field goals, one more than he had made in the previous seven league games, combined ... His 12 points equaled his total points in the first seven ACC contests of the year ... DFS grabbed a team-high eight rebounds in the loss at Miami and grabbed 12 boards in the loss at #5 Duke.

## The First Freshman

**Dorian Finney-Smith** accomplished something in the win over ETSU that has not happened in Blacksburg for quite some time ... His double-double of 10 points and 16 rebounds is the first time a Hokie freshman has accomplished that feat in their collegiate debut since Nov. 9, 2007, when Jeff Allen scored 19 points and had 10 rebounds against Elon ... Allen was the first since Dale Solomon accomplished that feat with 23 points and 11 rebounds in a win over Buffalo State in 1978 ... The last time a Tech freshman had at least 16 rebounds in any game was Ace Custis, who grabbed 16 rebounds against VMI on Dec. 9, 1993 ... Finney-Smith added his second career double-double with 14 points and 10 rebounds in the win over FIU and recorded No. 3 with 10 points and 14 rebounds in the win over Oklahoma State in Madison Square Garden.

## They're Free, Aren't They

In the win over FIU, **Dorenzo Hudson** hit all 12 of his free throw attempts ... That is a new career high for perfect free throw shooting in a game for Hudson and is the first game that a Hokie made at least 10 free throws in a game and shot 1.000 since Malcolm Delaney hit 14 of 14 from the line against Maryland on Feb. 15, 2011 ... This is the first time that Hudson has ever made all of his free throw attempts in a game and made 10-or-more free throws ... Hudson made 20-of-21 free throws in the win against Seton Hall on Jan. 2, 2010 in Cancun, Mexico, a game in which Hudson scored a career-high 41 points.

## Going Green

**Erick Green** was one of the most improved players in the ACC last season ... In the 26 games after he stepped into the starting line-up, Green had a great assist/turnover ratio ... In that span, he had 82 assists and just 35 turnovers ... He had 31 assists as a freshman in the 2009-10 season ... After entering the starting line-up in the win over Penn State last season, Green had eight games in which he did not commit a turnover, including the entire month of December (six games in which he had 15 assists and 0 turnovers) ... He has 82 assists and 44 turnovers this season.

## Lights, Camera, Hokies

Tech is 102-106 on television under **Seth Greenberg** ... The Hokies were 16-11 last season and are 7-15 this season ... All the rest of the Hokies' games this season are televised ... The Hokies made a school-record 30 appearances in the 2008-09 season and made a then-school record 26 television appearances the year before ... Tech is 7-3 in games streamed on the internet.

## Hudson Honored by ACC

Virginia Tech guard **Dorenzo Hudson** was named the Atlantic Coast Conference Co-Player of the Week for the week ending Nov. 20, 2011 ... Hudson, a redshirt senior from Charlotte, N.C., averaged 24.5 points and 2.5 assists in wins over Monmouth and FIU ... In the 78-63 win over FIU, he was eight-of-13 from the floor and a perfect 12-of-12 from the free throw line en route to scoring an ACC season-high 31 points in a victory that advanced the Hokies to the semifinals of the NIT Season Tip-Off.

## Versus the Best

**Seth Greenberg** entered this season with four career wins against No. 1-ranked teams and three of those have come since Virginia Tech joined the ACC in 2004 ... The three ACC wins against No. 1-ranked teams (all three opponents were ACC foes) ranks Greenberg tied for sixth among all-time ACC coaches ... The three victories are tied for third (with Florida State's Leonard Hamilton) among current ACC coaches.

## On This Date

Virginia Tech is 3-5 all-time in games played on March 8 ... Tech has lost its last two games on this date, most recently a 63-53 loss at #24 Florida State in 2009 ... Tech is 3-3 in neutral site games on this date ... Tech has never played an ACC Tournament game on this date ... Tech has never played Clemson on this date ... Tech is 0-2 against teams currently in the ACC on this date.

## Tech Talk Live

*Tech Talk LIVE!*, Presented by Geico is broadcast every Monday night at Bull & Bones Brewhaus and Grill at the First and Main complex in Blacksburg.

The radio program airs from 7-8 p.m. in front of a live audience, and can be heard on Virginia Tech IMG Sports Network radio affiliates throughout the region and on-line through Hokies All-Access.

Coach Greenberg appears on the program. Fans can submit a question or comment via [hokiesports.com](http://hokiesports.com)



## Radio Network

### 2011-12 Virginia Tech IMG Sports Network

<i>Abingdon</i>	<i>WFHG-FM 92.7 FM</i>
<i>Blacksburg</i>	<i>WBRW-FM105.3 FM</i>
<i>Blackstone</i>	<i>WBBC-FM 93.5 FM</i>
<i>Bluefield, WV</i>	<i>WKQY-FM 100.9 FM</i>
<i>Bluefield, WV</i>	<i>WKEZ-AM 1240 AM</i>
<i>Bristol</i>	<i>WFHG-AM 980 AM</i>
<i>Charlottesville</i>	<i>WKAV-AM 1400 AM</i>
<i>Clifton Forge</i>	<i>WXCF-AM 1230 AM</i>
<i>Clifton Forge</i>	<i>WXCF-FM 103.9 FM</i>
<i>Clincho</i>	<i>WDIC-AM 1430 AM</i>
<i>Clintwood</i>	<i>WDIC-FM 92.1 FM</i>
<i>Chatham/Gretna</i>	<i>WMNA-FM106.3 FM</i>
<i>Galax</i>	<i>WWWJ-AM1360 AM</i>
<i>Gate City</i>	<i>WGAT-AM 1050 AM</i>
<i>Harrisonburg</i>	<i>WSIG-FM 96.9 FM</i>
<i>Jacksonville, NC</i>	<i>WAVQ-AM1400 AM</i>
<i>Lebanon</i>	<i>WLRV-AM 1380 AM</i>
<i>Luray</i>	<i>WMXH-FM105.7 FM</i>
<i>Lynchburg</i>	<i>WLNI-FM 105.9 FM</i>
<i>Marion</i>	<i>WOLD-FM102.5 FM</i>
<i>Martinsville</i>	<i>WMVA-AM1450 AM</i>
<i>Morningside, MD</i>	<i>WHFS-AM 1580 AM</i>
<i>New Bern, NC</i>	<i>WWNB-AM1490 AM</i>
<i>New Bern, NC</i>	<i>WWNB-FM103.9 FM</i>
<i>Norfolk</i>	<i>WNIS-AM 790 AM</i>
<i>Onley</i>	<i>WESR-AM 1330 AM</i>
<i>Onley</i>	<i>WESR-FM 103.3 FM</i>
<i>Richmond</i>	<i>WRNL-AM 910 AM</i>
<i>Richmond*</i>	<i>WRVA-AM 1140 AM</i>
<i>Roanoke</i>	<i>WSNV-FM 93.5 FM</i>
<i>Staunton</i>	<i>WTON-AM1240 AM</i>
<i>Tazewell</i>	<i>WKQY-FM 100.1 FM</i>
<i>Warsaw</i>	<i>WNNT-FM107.5 FM</i>
<i>Warsaw</i>	<i>WNNT-AM 690 AM</i>
<i>Washington, DC</i>	<i>WJFK-FM 106.7 FM</i>
<i>White Stone</i>	<i>WIGO-FM 104.9 FM</i>
<i>Winchester</i>	<i>WINC-AM 1400 AM</i>
<i>Wytheville</i>	<i>WXBX-FM 95.3 FM</i>



### 13 Threes

Virginia Tech made a season-high 13 three-pointers in the loss to #8/8 North Carolina on Jan. 19 ... It is the second time this season that Tech has reached double-figures in three-point field goals in a game, surpassing the 10 made threes in the season-opening win over ETSU ... It is also the most three-pointers made by the Hokies since joining the ACC and the most since Tech hit a school-record 16 three-pointers in a home loss to Marquette on Jan. 7, 1989 ... Tech made 11 three-pointers in the overtime win over Georgia Tech on Feb. 18.

### The State We're In

Virginia Tech is 420-305 (.579) all-time against schools from Virginia ... Tech is 2-1 against state schools this year ... The Hokies have played 14 schools from the state ... With the win over Norfolk State on Dec. 11, the only state Division I school that Tech has not played is Hampton ... Tech holds winning records against 10 of the schools and even records against two others ... Tech is 25-15 against schools from Virginia under **Seth Greenberg**.

### Green is Good

**Erick Green** was named to the 2011 NIT Season Tip-Off All-Tournament team ... Green scored 14 points in the loss to #5/5 Syracuse and led the Hokies with 18 points in the win over Oklahoma State.

### Rebounds

Since the Hokies joined the ACC in 2004, a Tech player has grabbed 15-or-more rebounds in a game seven times ... Here are those seven instances.

- 21 Jeff Allen vs. Longwood (12-14-08)
- 19 Jeff Allen at BC (2-5-11)
- 18 Coleman Collins vs. Duke (2-17-05)
- 17 Jeff Allen vs. Seton Hall (1-2-10)
- 16 Jamon Gordon at Clemson (3-1-06)
- Jeff Allen at ODU (12-16-07)
- Dorian Finney-Smith (11-12-11)**

### All-Time Scoring

Here is a list of the names **Dorenzo Hudson** is approaching on the list of all-time leading scorers in Virginia Tech history.

### Career Points

- 27. Jamon Gordon.....1,280
- 28. Sumner Tilson .....1,256
- 29. Loyd King.....1,248
- 30. Damon Watlington.....1,224
- 31. Jeff Schneider.....1,178
- 32. Dorenzo Hudson .....1,175**

### Hot Shooting

In the win over Monmouth, the Hokies shot 62.5 percent from the field ... That is the highest single-game percentage for the Hokies since a 69.2 percent performance in the win over Mount St. Mary's last season ... Tech was 66.7 percent from three-point range ... That is the highest single-game percentage since shooting 66.7 percent from three-point range in the win at Wake Forest last season ... The last time the Hokies shot better than 66.7 percent from three-point territory was 68.8 percent against Wisconsin on Dec. 1, 2008 ... Tech followed that with a 51.9 percent shooting night in the win over FIU ... That marks the first time since the wins over Wake Forest and Maryland (on Jan. 15 and 20, 2011) that the Hokies have recorded back-to-back games of better than 50 percent shooting from the field ... Tech has shot better than 50 percent from the field in five of its 16 games this season.

### Our Name, Please

When referring to Virginia Tech, we ask that you please leave it at that - Virginia Tech ... Virginia Tech University is not now and never has been a name for the school ... The official name of the university is Virginia Polytechnic Institute and State University ... "VahTech", VPI, VPI&SU, VPI and SU and Va. Tech are also not recognized names and should not be used ... VT is acceptable as a shortended, agate form ... When referring to the school by its nickname, please use "Hokies" ... Your help in these matters is appreciated.

### Scheduling Oddity

The 67-61 win on New Year's Eve was the second meeting of the season between Oklahoma State and Virginia Tech ... The last time Tech played the same non-conference opponent twice in the same season was the 1992-93 season, when Tech split a home-and-home series with East Carolina.

### Notes From the Win Over EMU

In the Hokies' win over Eastern Michigan, Tech held the Eagles to just nine points in the first half ... That is the fewest points allowed in a half by the Hokies since at least 2000 ... It also marked the second-fewest points allowed by a team in a Division I game this season ... Wisconsin allowed Kennesaw State just eight points in the first half of their game on Nov. 12 in Madison ... Tech held the Eagles to just 28.1 percent from the field, including 14.3 percent in the first half ... That marks the third time this season that the Hokies have held an opponent under 30 percent from the field this season.

### Raines Improving Numbers

Entering the 2011-12 season, **Cadarian Raines** had made a grand total of 13-of-38 field goal attempts, for 34.2 percent from the field ... This season, Raines is 78-of-149 from the field, for 52.3 percent ... He has raised his career field goal percentage to 48.7 percent from the floor ... He has made 28-of-49 field goal attempts in his current string of six starts and is 30-of-54 in his seven starts this season.

### 2011-12 Starters

Green, Hudson, Finney-Smith, Eddie, Davila .....	9-5
Garland, Hudson, Finney-Smith, Eddie, Davila .....	1-0
Green, Rankin, Hudson, Barksdale, Davila .....	1-0
Rankin, Green, Hudson, Finney-Smith, Eddie, Davila .....	1-1
Green, Rankin, Finney-Smith, Eddie, Davila .....	1-2
Green, Brown, Finney-Smith, Eddie, Davila .....	1-2
Green, Hudson, Finney-Smith, Eddie, Raines .....	1-4
Green, Brown, Raines, Eddie, Davila .....	0-1
Green, Hudson, Raines, Eddie, Racer .....	0-1

### Virginia Tech Streaks

	<b>Total</b>	<b>Home</b>	<b>Road</b>	<b>Neutral</b>
Overall	Lost 4	Lost 2	Lost 5	Won 1
ACC*	Lost 4	Lost 2	Lost 5	---
Non-Conference	Lost 1	Lost 1	Won 2	Won 1

\* - regular season games only

Longest winning streak this season 6, 12-7 thru 1-7  
 Longest losing streak this season 4, 1-7 thru 1-19 and current


# The Last Time That...



Tech scored 100 points and won: 103-94, OT vs. Seton Hall, 1-2-10  
 Tech scored 100 points and lost: 100-104 2OT vs. Maryland, 2-27-10  
 Tech played in overtime: 65-70, OT, at Duke, 2-25-12  
 Tech played in consecutive overtime games: 75-74 at Clemson, 2-8-06 & 77-81 at Virginia, 2-11-06  
 Tech played 2 OT: 100-104, 2OT vs. Maryland, 2-27-10  
 Tech played 3 OT: 86-90 at WVU, 2-2-83  
 Tech scored 100+ points: 102-77, vs. Georgia Tech, 2-13-11  
 Tech scored 90-99 points: 91-46, vs. Monmouth, 11-14-11  
 Tech scored 80-89 points: 84-55, vs. North Florida, 12-19-11  
 Tech scored 70-79 points: 74-73, OT, vs. Georgia Tech, 2-18-12  
 Tech scored 60-69 points: 65-70, OT, at Duke, 2-25-12  
 Tech scored 50-59 points: 58-70 vs. NC State, 3-4-12  
 Tech scored 40-49 points: 47-48 at Florida State, 2-16-12  
 Tech scored 30-39 points: 33-43 at East Carolina, 1966-67 season  
 Tech scored 20-29 points: 27-40 at McGuire Gen., 1945-46 season  
 Tech scored 10-19 points: 16-45 at Virginia, 1938-1939 season  
 Tech scored less than 10 points: 7-31 at W&L, 1922-1923 season  
 Tech allowed 100+ points: 100-104, 2OT vs. Maryland, 2-27-10  
 Tech allowed 90-99 points: 103-94, OT vs. Seton Hall, 1-2-10  
 Tech allowed 80-89 points: 68-82 vs. North Carolina, 1-19-12  
 Tech allowed 70-79 points: 58-70 vs. NC State, 3-4-12  
 Tech allowed 60-69 points: 59-61 vs. Virginia, 2-21-12  
 Tech allowed 50-59 points: 56-58 at Clemson, 3-1-12  
 Tech allowed 40-49 points: 47-48 at Florida State, 2-16-12  
 Tech allowed 30-39 points: 99-34, vs. Mount St. Mary's, 1-2-11  
 Tech allowed 20-29 points: 31-25 vs. Richmond, 2-1-46  
 Tech allowed 10-19 points: 60-19 vs. Lynchburg College, 1-9-46  
 Tech allowed less than 10 points: 28-9 vs. Hampden-Sydney, 1-17-23  
 Largest margin of victory: 83 points vs. Randolph Macon Academy, 87-4, 1-10-11  
 Largest margin of victory in an ACC game: 29 points vs. Wake Forest, 94-65, 1-15-11  
 Two Tech players recorded double-doubles in a game: Jeff Allen (18 pts./15 rebs.) and Victor Davila (12 pts./10 rebs.) vs. Duke, 2-26-11  
 Two Tech players recorded double-doubles in consecutive games: vs. UNC, ACC Tournament, 3-13-09 and vs. Duquesne, NIT, 3-18-09  
 Tech player had five or more steals: Manny Atkins (5) vs. Mount St. Mary's, 1-2-11  
 Tech player had 10 or more assists in a game: Malcolm Delaney (10) vs. Baylor, NIT, 3-21-09  
 Tech player had 20 or more rebounds in a game: Jeff Allen (21) vs. Longwood, 12-14-08  
 Two Tech players had double figures in rebounds: Victor Davila (10 rebounds) and Jeff Allen (15 rebounds) vs. Duke, 2-26-11  
 Two Tech players had five or more assists: Dorian Finney-Smith (5) & Tyrone Garland (5) vs. FIU, 11-15-11  
 Two Tech players scored 20 or more points: Malcolm Delaney (33 points) & Jeff Allen (25 points) vs. Georgia Tech, 2-13-11  
 Tech player scored 30-39 points in a game: 31, Dorenzo Hudson vs. FIU, 11-15-11  
 Tech player scored 40-49 points in a game: 41, Dorenzo Hudson vs. Seton Hall, 1-2-10  
 Tech player scored 50+ points in a game: 51, Bimbo Coles vs. Southern Miss., 2-6-88  
 Tech defeated a ranked opponent on the road: 80-77 at #12/13 Clemson, 2-25-09  
 Tech defeated a ranked opponent at home: 64-60 vs. #1 Duke, 2-26-11  
 Tech player had consecutive double-doubles: Jeff Allen, 2-15-11 & 2-19-11  
 Tech player had six consecutive double-doubles: Jeff Allen, 1-30-11, 2-2-11, 2-5-11, 2-13-11, 2-15-11 & 2-19-11  
 Tech player had seven consecutive double-doubles: Jeff Allen, 1-25-11, 1-30-11, 2-2-11, 2-5-11, 2-13-11, 2-15-11 & 2-19-11  
 Tech held opponent without a double-figure scorer: 65-47 vs. Miami, ACC Tournament, 3-12-09  
 Tech had five players score in double figures: vs. Campbell, 12-17-11  
 Tech had six players score in double figures: vs. Wake Forest, 1-15-11  
 Tech did not make a three-point field goal: at Providence, 2-1-03  
 Tech's opponent did not make a three-point field goal: at NC State, 2-10-10  
 Tech did not shoot a free throw in the first half: vs. Purdue, 12-1-10  
 Tech did not shoot a free throw in the second half: vs. Virginia, 12-5-10  
 Tech allowed a triple-double: Iman Shumpert (22 pts., 12 rebs., 11 assists), at Georgia Tech, 1-25-11  
 Tech allowed fewer than 10 points in a half: 9 points, vs. Eastern Michigan, 12-22-11

## Solomon is a Legend

Former Tech player Dale Solomon has been named Virginia Tech's 2012 ACC Legend ... Solomon will be honored at the 2012 ACC Tournament in Atlanta ... One of the best basketball players in Tech history, he was a 6-9 center-forward who combined power with a soft shooting touch ... He helped the teams of Charlie Moir to a four-year record of 78-41, which included two NCAA Tournament appearances and one NIT berth ... Solomon led Tech in scoring in each of his four seasons and ended his career with 2,136 points, which still ranks 4th on the Hokies' career scoring list ... Solomon's career scoring average (18.4) is Tech's 9th best ... His career field goal percentage of .567 is the second best in Tech history and his 856 career rebounds rank 7th ... He was named to the first-team All-Metro Conference in each of his four seasons. Solomon was named the Metro Conference Tournament MVP and Freshman of the Year in 1979, leading the Hokies to the Metro Conference championship ... Solomon was selected in the third round of the 1982 NBA Draft by the Philadelphia 76ers but did not play in the NBA. He did play professionally in Italy for 12 seasons. He is a native of Annapolis, Md.







# Head Coach Seth Greenberg



Success is not a given. Only through hard-work and dedication, will success come. In his eighth season at Virginia Tech, Seth Greenberg has set the Hokies onto a course

of winning and competing at the highest level.

Since joining the Hokies, Greenberg has established himself as not only a builder of programs, but as a coach who has an eye on the ultimate goal.

Greenberg has a career record of 382-292, now in his 22nd season as a collegiate head coach and a 169-122 record in his ninth season at Virginia Tech. Since coming to Blacksburg, Greenberg's Hokies have three wins over No. 1 ranked teams, including, most recently, a 64-60 victory over top-ranked Duke on Feb. 26, 2011 in Cassell Coliseum.

In the 2006-07 season, the Hokies engineered a historic sweep over North Carolina, including a 94-88 win over the Tar Heels in Cassell Coliseum when UNC was the top-ranked team in the country. Couple that victory against North Carolina with a 69-67 overtime win at No. 5 Duke the week before, the Hokies spent time atop the ACC standings for the first time ever. During the 2008-09 season, the win at No. 1 Wake Forest and an 80-77 win at No. 12 Clemson were added to the list. This past season, home wins over a pair of No. 23 teams, Miami and Wake Forest, continued the run of top 25 victories.

With Greenberg's win at Campbell on Nov. 23, 2009, he passed Chuck Noe into second place on the all-time wins list at Virginia Tech with 110 victories. Only Charlie Moir, with 213 victories, has more wins at Tech than Greenberg.

In his time at Virginia Tech, Greenberg is 3-3 against top-ranked teams, with all three losses coming on final possessions. Tech has made five consecutive post-season appearances and six in

Greenberg's eight years in Blacksburg.

The Hokies moved into the new \$21 million practice facility in August 2009. This building brings Virginia Tech basketball the "WOW Factor!" that it needs to compete among the elite in college basketball and is the culmination of a vision that Greenberg has for the university and its basketball program.

In the past few years, Greenberg has received two awards that not only speak to his success on the court, but his works off the court as well. In September 2009, Greenberg was presented with the inaugural Al LoBalbo Award by his alma mater, Fairleigh Dickinson University. And in April, Greenberg was inducted into The National Jewish Sports Hall of Fame and Museum.

On March 11, 2008, Greenberg added another honor, as he was named the Atlantic Coast Conference's 2008 Coach of the Year. This marked the second time in four years that Greenberg earned the honor.

In the 2006-07 season, the Hokies defeated four nationally ranked teams and had a 3-0 record against teams ranked in the top-five. And as the 2010-11 season unfolds, Greenberg has the Hokies poised for even loftier achievements.

On April 3, 2003, the Hokies introduced Greenberg as their 27th head coach. A proven program builder, an admired and innovative tactician and an experienced recruiter, Greenberg took over the reigns of a Tech program that has made tremendous strides in his first six seasons in Blacksburg.

Greenberg earned his first major honor at Virginia Tech in 2005, being named the ACC Coach of the Year by the Atlantic Coast Sports Media Association. He was the fourth Hokie honored by the group for the team's play during the Hokies' inaugural ACC season. The Richmond Times-Dispatch named Greenberg the Coach of the Year in the Commonwealth of Virginia.

The aggressive, up-tempo style that Greenberg installed in his first season with the Hokies has seen dividends and has brought a renewed sense of excitement to Cassell Coliseum, as well as to the "Hokie Nation." Perhaps the

biggest influences seen in the program have been the work ethic and attention to details that Greenberg and his staff have instilled. And when speaking of hard work, the principle begins at the top, with Greenberg himself. Long hours of watching film, instructing players and developing the program, along with tirelessly working to promote the program and university while being involved in the community, have made Greenberg a popular face on the Blacksburg campus and in the "Hokie Nation."

Greenberg came to Virginia Tech from the University of South Florida, where he served as head coach for seven seasons. At USF, Greenberg had a record of 108-100. Prior to USF, Greenberg was the head coach at Long Beach State University, where his overall record was 105-70.

During his time at Long Beach State and USF, Greenberg's teams posted impressive records against major conference opponents. During his Long Beach State tenure there were wins over four nationally-ranked teams, including a 64-49 victory against then-No. 1 Kansas at Allen Fieldhouse in 1992-93. At South Florida, his teams were 2-0 against Ohio State, had two wins over Texas and won at Pittsburgh during the Panthers' run to the Sweet 16 in the 2001-02 season. The Bulls defeated eventual Final Four team Wisconsin in the 1999-2000 season.

A 1978 graduate of Fairleigh Dickinson, Greenberg was a four-year letter winner under head coach Al LoBalbo. His father, the late Ralph Greenberg, played at Long Island University under coaching legend Clair Bee, one of college basketball's all-time winningest coaches.

Greenberg began his coaching career as an assistant at Columbia in 1978. He moved to Pittsburgh two years later, where he made two trips to the NCAA Tournament in three years with the Panthers. He spent the 1983-84 season at Virginia, helping the Cavs reach the Final Four before moving on to Miami as an assistant under future Virginia Tech head coach Bill Foster. At Miami, he helped

# Head Coach Seth Greenberg



revive a program that had been dormant for a number of years.

Greenberg first went to Long Beach State as associate head coach under Joe Harrington. Greenberg replaced him three years later when Harrington accepted the head coaching position at Colorado. In his six seasons at LBSU, Greenberg led the 49ers to two NCAA Tournament appearances and one NIT appearance. He led LBSU to two Big West Conference championships and one Big West regular-season title. While Greenberg was at LBSU, the 49ers defeated four nationally ranked teams. Greenberg also tutored future NBA players Bryon Russell, Lucious Harris and Juaquin Hawkins.

In the summer of 2004, Greenberg received a lofty honor when he was inducted into the Five Star Basketball Camp's Hall of Fame. The honor, shared by some of the greatest coaches like Rick Pitino and Hubie Brown, was bestowed for the many years that Greenberg has been a part of the nation's top summer basketball camp as an instructor and guest speaker.

Greenberg has always been involved

in charitable organizations and causes. In September of 2009, he was the winning head coach in the inaugural "Chairmen of the Boards" 3-on-3 charity basketball tournament to benefit Tuesday's Children in New York City. This group is the premiere non-profit organization serving the needs of the 9/11 community, providing a wide-range of programming from mentoring, to advocacy for children, to next-step life skills and leadership training for 9/11 families and rescue and recovery workers.

When confronted by the destruction of Hurricane Katrina, Greenberg knew he had to get involved. He served as the chairman of the organizing committee of AllCoachesCare.com, a major on-line sports auction that raised money for Habitat for Humanity and its efforts in helping to rebuild the Gulf Coast area. Working tirelessly, Greenberg helped the group acquire goods and services for the auction and also spent countless hours speaking on television and radio and to media members getting the word out about the auction.

This past season, Greenberg took on a leadership role with "Shots from the

Heart," an event that helped the American Heart Association raise money to fight heart disease. The event featured selected head coaches and assistant coaches in a bracketed free throw shooting contest.

Greenberg and his wife, Karen, are the parents of three daughters: Paige, 22, Ella, 19, and Jacqueline, 16. Paige graduated from Virginia Tech in May 2010 and Ella will be a junior cheerleader for the Hokies in the fall of 2011. Greenberg is active in a number of organizations and causes, including the Great American Teach-in, the American Heart Association, Coaches vs. Cancer and the Boys and Girls Club.

**Infiniti Coaches' Charity Challenge**

**[www.ESPN.com/Infiniti](http://www.ESPN.com/Infiniti)**

## The Greenberg File

### COACHING EXPERIENCE

Head Coach,  
Virginia Tech, 2003-present  
169-122 record (.581)  
Head Coach,  
University of South Florida, 1996-2003  
108-100 record (.519)  
Head Coach,  
Long Beach State University, 1990-96  
105-70 record (.600)  
**382-292 overall head coaching record (.567)**  
Associate Head Coach,  
Long Beach State University, 1987-90  
Assistant Coach, University of Miami, 1984-87  
Assistant Coach, University of Virginia, 1983-84  
Assistant Coach, University of Pittsburgh, 1980-83  
Assistant Coach, Columbia University, 1978-80

### POSTSEASON APPEARANCES

NIT — 1992, 2000, 2002, 2005, 2008, 2009, 2010, 2011 (Head Coach) 1988, 1990 (Assistant Coach)  
NCAA — 1993, 1995, 2007 (Head Coach)  
1981, 1982,  
1984 Final Four (Assistant Coach)

### PERSONAL

**Born** - April 18, 1956, Plainview, N.Y.  
**High School** - John F. Kennedy, 1974  
**College** - Fairleigh Dickinson University 1978  
**Family** - Wife: Karen - Daughters: Paige (22), Ella (19) and Jacqueline (16)

### EDUCATION

B.A., Broadcast Journalism,  
Fairleigh Dickinson University, 1978



*Virginia Tech head basketball coach Seth Greenberg, with daughters, Ella, Jacqueline, wife, Karen and daughter, Paige.*



1922-23

**Southern Conf. Tourn.**  
W - Vanderbilt, 26-23  
L - Chattanooga, 23-28

1926-27

**Southern Conf. Tourn.**  
L - Auburn, 33-38

1932-33

**Southern Conf. Tourn.**  
L - North Carolina, 25-32

1941-42

**Southern Conf. Tourn.**  
L - North Carolina State, 43-54

1943-44

**Southern Conf. Tourn.**  
W - Davidson, 38-34  
L - North Carolina, 24-39

1945-46

**Southern Conf. Tourn.**  
W - George Washington, 39-33  
L - Duke, 38-44

1947-48

**Southern Conf. Tourn.**  
L - North Carolina, 40-61

1949-50

**Southern Conf. Tourn.**  
L - North Carolina State, 42-67

1950-51

**Southern Conf. Tourn.**  
L - Duke, 61-64

1953-54

**Richmond Invitational - 4th**  
L - Richmond, 54-63  
L - Virginia, 81-97

1954-55

**Richmond Invitational - 4th**  
W - Rutgers, 88-77  
L - Richmond, 57-84  
L - William & Mary, 67-82

1955-56

**Richmond Invitational - 7th**  
L - Seton Hall, 60-64  
L - Virginia, 85-103  
W - Rhode Island State, 80-59  
**Southern Conf. Tourn.**  
L - Furman, 70-84

1956-57

**Sugar Bowl - 4th**  
L - Kentucky, 55-56  
L - Alabama, 47-62  
**Southern Conf. Tourn.**  
W - William & Mary, 64-56  
L - Washington & Lee, 54-68

1957-58

**Southern Conf. Tourn.**  
L - William & Mary, 61-79

1958-59

**Gulf South Classic - 2nd**  
W - Spring Hill, 93-52  
W - Centenary, 67-64  
L - Louisiana Tech, 66-71 OT  
**Southern Conf. Tourn.**  
L - George Washington, 67-85

1959-60

**Watauga Tourn. - Winner**  
W - Tennessee Tech, 78-74  
W - East Tennessee State, 74-56

**Sugar Bowl - 3rd**

L - Tulane, 57-62  
W - Mississippi State, 82-61

**Southern Conf. Tourn.**

W - George Washington, 88-52  
L - West Virginia, 72-82

1960-61

**Birmingham Classic - 3rd**  
L - Auburn, 73-76  
W - Baylor, 81-54

**Southern Conf. Tourn.**

L - George Washington, 83-84

1961-62

**Birmingham Classic - 2nd**  
W - Alabama, 70-65  
L - Auburn, 63-77

**Gator Bowl - Winner**

W - Vanderbilt, 79-78  
W - Florida, 78-69

**Southern Conf. Tourn. - 2nd**

W - Citadel, 101-83  
W - VMI, 70-66  
L - West Virginia, 72-88

1962-63

**Gator Bowl - 4th**  
L - Georgia Tech, 72-73 OT  
L - Rice, 67-69

**Southern Conf. Tourn.**

W - William & Mary, 74-72  
L - Davidson, 67-75

1963-64

**Virginia Tech Tourn. - 2nd**  
W - LSU, 72-64  
L - Tennessee, 60-81  
**Southern Conf. Tourn.**  
L - George Washington, 62-64

1964-65

**Steel Bowl - 4th**  
L - Pittsburgh, 69-74  
L - Duquesne, 84-99

**Virginia Tech Tourn. - 3rd**

L - Alabama, 53-72  
W - Mississippi State, 104-75

**Southern Conf. Tourn.**

W - Richmond, 103-63  
L - William & Mary, 59-70

1965-66

**Virginia Tech Tourn. - Winner**  
W - Massachusetts, 91-88  
W - Clemson, 72-62

**All-College Tourn. - 2nd**

W - Texas A&M, 101-74  
W - Wichita, 91-90  
L - Oklahoma City, 90-99

**NIT**

L - Temple, 73-88

1966-67

**Virginia Tech Tourn. - Winner**  
W - Eastern Kentucky, 99-77  
W - Richmond, 76-61

**Gator Bowl - 2nd**

W - Penn State, 67-65  
L - Florida, 73-92

**NCAA**

W - Toledo, 82-76  
W - Indiana, 79-70  
L - Dayton, 66-71 OT

1967-68

**Virginia Tech Tourn. - 3rd**  
L - Yale, 77-90  
W - NYU, 75-59

**All-College Tourn. - 4th**

W - Idaho State, 103-76  
L - Brigham Young, 64-97  
L - Auburn, 61-76

1968-69

**Big Five Tourn. - Winner**  
W - William & Mary, 83-72  
W - Virginia, 85-74

**East Carolina Classic - 3rd**

W - Delaware, 79-58  
L - Baylor, 63-66  
W - East Carolina, 88-87

1969-70

**Big Five Tourn.**  
L - William & Mary, 79-84  
**Gator Bowl - 4th**  
L - Florida, 45-48  
L - Army, 55-57

1970-71

**Big Five Tourn. - 2nd**  
W - William & Mary, 88-78  
L - Virginia, 59-68

**Presidential Classic - 3rd**

L - East Tennessee State, 74-83  
W - Richmond, 77-57

1971-72

**Charlotte Invitational - 2nd**  
W - Rutgers, 77-73  
L - Davidson, 73-83

**Presidential Classic - 2nd**

W - American U, 67-66 OT  
L - Texas A&M, 62-66 OT

1972-73

**Old Dominion Classic - Winner**  
W - Old Dominion, 81-80  
W - Stanford, 77-71

**NIT - Winner**

W - New Mexico, 65-63  
W - Fairfield, 77-76  
W - Alabama, 74-73  
W - Notre Dame, 92-91 OT

1973-74

**All College Tourn. - 7th**  
L - Houston, 66-85  
L - Weber State, 74-79  
W - Southwestern (Texas), 102-66

1974-75

**Vanderbilt Inv. - 3rd.**  
L - Vanderbilt, 72-75  
W - Austin Peay, 73-66  
**Michigan Inv. - 3rd**  
L - Michigan, 63-84  
W - Washington, 88-77

1975-76

**Indiana Tourn. - 2nd**  
W - Oregon, 87-60  
L - Indiana, 74-101  
**NCAA**  
L - Western Michigan, 67-77 OT

1976-77

**Dayton Tourn. - 2nd**  
W - Dayton, 76-75  
L - Alabama, 78-108  
**Richmond T-D Inv. - Winner**  
W - Richmond, 59-58  
W - Virginia, 65-60

**NIT**

W - Georgetown, 83-79  
L - Alabama, 72-79

1977-78

**Richmond T-D Inv. - 2nd**  
W - VCU, 71-63  
L - Virginia, 68-76

1978-79

**Times-World****Holiday Classic - Winner**

W - St. Louis, 90-71  
W - Delaware, 81-69

**Metro Conf. Tourn. - Winner**

W - Cincinnati, 80-74  
W - Louisville, 72-68  
W - Florida St., 68-60

**NCAA**

W - Jacksonville, 70-53  
L - Indiana St., 69-86

1979-80

**Times-World****Holiday Classic - Winner**

W - Miami (O.), 93-84  
W - Georgia Tech, 67-62

**Sugar Bowl Classic - 2nd**

W - Tulane, 71-58  
L - Mississippi, 66-70

**Metro Conf. Tourn.**

L - Cincinnati, 51-65

**NCAA**

W - W. Kentucky, 89-85 (OT)  
L - Indiana, 59-68

1980-81

**Virginia Tech Classic - 2nd**

W - Pittsburgh, 72-70  
L - Texas A&M, 52-55

**Richmond T-D Inv. - 3rd**

L - VCU, 51-57  
W - Richmond, 83-79

**Metro Conf. Tourn.**

W - Memphis State, 72-66  
L - Louisville, 68-81

1981-82

**Gator Bowl Classic - Winner**

W - Boston College, 75-70  
W - Jacksonville, 102-83

**Metro Conf. Tourn.**

W - Cincinnati, 106-92  
L - Memphis State, 70-71

**NIT**

W - Fordham, 69-58  
W - Mississippi, 61-59  
L - Georgia, 73-90

1982-83

**Rainbow Classic - 5th**

L - Oklahoma, 86-88 (OT)  
W - Texas Tech, 53-59

**Metro Conf. Tourn.**

W - Southern Mississippi, 79-68  
L - Tulane, 73-79

**NIT**

W - William & Mary, 85-79  
L - South Carolina, 68-75

Virginia Tech has won two NIT Championships, in 1973 and 1995.

Virginia Tech's only conference tournament win came in the 1978-79 Metro Conference Championships.

Virginia Tech finished third in the 1984 NIT Championship.



**1983-84**

**Richmond T-D Inv.- 3rd**  
L - Richmond, 56-61  
W - Old Dominion, 86-62  
**Metro Conf. Tourn. - 2nd**  
W - Tulane, 49-47  
W - Louisville, 69-61  
L - Memphis St., 65-78  
**NIT - 3rd**  
W - Georgia Tech, 77-74  
W - South Alabama, 68-66  
W - Tennessee, 72-68  
L - Michigan, 75-78  
W - SW Louisiana, 71-70

**1984-85**

**Volunteer Classic - 2nd**  
W - Iowa State, 80-53  
L - Tennessee, 75-86  
**Richmond T-D Inv. - 2nd**  
W - James Madison, 47-37  
L - VCU, 65-69  
**Metro Conf. Tourn.**  
L - Florida St. 93-97  
**NCAA**  
L - Temple, 57-60

**1985-86**

**Hawaiian Airlines Classic - 3rd**  
L - Michigan, 66-67  
W - Chaminade, 70-66  
**Miller Classic - 3rd**  
L - Miami (O.), 82-83 OT  
W - American U., 95-67  
**Metro Conf. Tourn.**  
L - Florida St., 76-77  
**NCAA**  
L - Villanova, 62-71

**1986-87**

**Gator Bowl - 4th**  
L - Florida, 60-82  
\*F - Jacksonville, 79-77  
**Richmond T-D Inv. - 2nd**  
W - Richmond, 79-69 (OT)  
L - James Madison, 70-84  
**Metro Conf. Tourn.**  
L - Southern Mississippi, 66-83

**1987-88**

**Big Apple NIT**  
L - Middle Tenn. St., 85-88  
**Metro Conf. Tourn.**  
L - South Carolina, 81-93

**1988-89**

**Richmond T-D Inv. - 1st**  
W - Richmond, 79-68  
W - VCU, 97-91

**1989-90**

**Rainbow Classic - 6th**  
L - Rutgers, 89-100  
W - San Francisco, 78-77  
L - Creighton, 84-89  
**Metro Conf. Tourn.**  
L - Southern Mississippi, 67-81

**1990-91**

**Richmond T-D Inv. - 2nd**  
W - Richmond, 82-79  
L - James Madison, 58-73  
**Metro Tournament**  
W - Cincinnati, 75-69  
L - Florida State, 71-91

**1991-92**

**Central Fidelity Tourn. - 4th**  
L - Richmond, 51-84  
L - California, 59-68  
**Red Lobster Tourn. - 2nd**  
W - Florida, 79-57  
L - Michigan, 51-63  
**Metro Tournament**  
L - UNC Charlotte, 52-70

**1992-93**

**Metro Tournament**  
W - Tulane, 64-55  
L - Va. Commonwealth, 71-85

**1993-94**

**Metro Tournament**  
W - Va. Commonwealth, 65-64  
L - Louisville, 67-76

**1994-95**

**San Juan Shootout - 2nd**  
W - Montana State, 69-62  
W - Nebraska, 87-81  
L - Illinois, 75-85  
**Metro Tournament**  
L - Southern Miss, 66-82

**NIT - Winner**

W - Clemson, 62-54  
W - Providence, 91-78  
W - New Mexico State, 64-61  
W - Canisius, 71-59  
W - Marquette, 65-64 OT

**1995-96**

**A-10 Tournament**  
L - Rhode Island, 71-77  
**NCAA**  
W - Wisconsin-Green Bay, 61-48  
L - Kentucky, 60-84

**1996-97**

**Big Island Invitational - 4th**  
W - Hawaii-Hilo, 101-73  
L - Colorado, 56-63  
L - Illinois, 68-92  
**A-10 Tournament**  
W - Fordham, 56-53  
L - Rhode Island, 63-67

**1997-98**

**Harris Teeter/Pepsi Challenge**  
L - South Carolina, 73-74  
L - North Carolina, 57-78  
**A-10 Tournament**  
L - Massachusetts, 58-64

**1998-99**

**A-10 Tournament**  
W - Fordham, 74-63  
L - Temple, 51-64

**1999-00**

**San Juan Shootout - 3rd**  
W - Illinois State, 79-71  
L - Auburn, 63-73  
W - Louisiana-Lafayette, 59-56  
**A-10 Tournament**  
W - Fordham, 51-48  
L - Temple, 52-71

**2000-01**

**Carrier Classic - 2nd**  
W - Fairfield, 65-61  
L - Syracuse, 68-88

**2001-02**

**Hispanic Students Classic**  
L - Murray State, 63-66  
L - Wis.-Milwaukee, 78-80, OT

**2002-03**

**Paradise Jam**  
F# - St. Bonaventure  
W - Michigan, 65-53  
W - Toledo, 58-45

**2003-04**

**BIG EAST Tournament**  
W - Rutgers, 61-58  
L - Pittsburgh, 74-61

**2004-05**

**ACC Tournament**  
L - Georgia Tech, 54-73  
**NIT**  
W - Temple, 60-50  
L - Memphis, 62-83

**2005-06**

**ACC Tournament**  
L - Virginia, 50-56

**2006-07**

**Old Spice Classic**  
L - Western Michigan, 68-71  
W - Montana, 77-56  
L - Southern Illinois, 64-69

**ACC Tournament**

W - Wake Forest, 71-52  
L - NC State, 64-72

**NCAA Tournament**

W - Illinois, 54-52  
L - Southern Illinois, 48-63

**2007-08**

**Great Alaska Shootout**  
W - Eastern Washington, 69-52  
L - Butler, 78-84 OT  
L - Gonzaga, 64-82

**Holiday Festival**

W - Hofstra, 84-59  
W - St. John's, 54-48

**ACC Tournament**

W - Miami, 63-49  
L - North Carolina, 66-68

**NIT**

W - Morgan State, 94-62  
W - UAB, 75-49  
L - Mississippi - 72-81

**2008-09****O'Reilly Auto Parts Puerto Rico Tip-Off**

W - Fairfield, 74-57  
L - Xavier, 62-63, OT  
L - Seton Hall, 73-77

**Holiday Festival**

W - Columbia, 64-52  
W - St. John's, 81-67

**ACC Tournament**

W - Miami, 65-47  
L - North Carolina, 76-79

**NIT**

W - Duquesne, 116-108, 2OT  
L - Baylor - 66-84

**2009-10**

**Philly Hoop Group Classic**  
W - Brown, 69-55  
L - Temple, 50-61  
W - Delaware, 74-66, OT

**ACC Tournament**

L - Miami, 65-70

**NIT**

W - Quinnipiac, 81-61  
W - Connecticut, 65-63  
L - Rhode Island - 72-79

**2010-11**

**76 Classic**  
W - Cal. St. Northridge, 72-56  
W - Oklahoma State, 56-51  
L - UNLV, 59-71

**ACC Tournament**

W - Georgia Tech, 59-43  
W - Florida State, 52-51  
L - Duke, 63-77

**NIT**

W - Bethune-Cookman, 79-54  
L - Wichita State, 76-79

**2011-12**

**NIT Season Tip-Off**  
W - Monmouth, 91-46  
W - FIU, 78-63  
L - Syracuse, 58-69  
W - Oklahoma State, 59-57

\*Tech had to forfeit this win because of an ineligible player.

#St. Bonaventure had to forfeit this win because of an ineligible player.

This is the sixth different site the Hokies have played in the ACC Tournament in their eight years in the league.

Virginia Tech's first tournament win was in the 1959-60 season, when it won the Watauga Tournament in Johnson City, Tenn.

Virginia Tech won the 2007 and the 2008 Aeropostale Holiday Festival in Madison Square Garden.

Virginia Tech has played in the Southern Conference Tournament, the Metro Conference Tournament, the Atlantic 10 Conference Tournament, the BIG EAST Conference Tournament and the Atlantic Coast Conference Tournament.

# 2011-12 VIRGINIA TECH

## MEN'S BASKETBALL ROSTER

### Alphabetical Listing

No.	Name	POS	HT	WT	CL	HOMETOWN	HS/OTHER
42	C.J. Barksdale	F	6-8	232	Fr.	Danville, Va.	George Washington/Hargrave Military Academy
1	Robert Brown	G	6-5	190	Fr.	Clermont, Fla.	East Ridge/Hargrave Military Academy
3	Allan Chaney*	F	6-9	235	r-Jr.	Baltimore, Md.	University of Florida
14	Victor Davila	F	6-8	242	Sr.	Canovanas, P.R.	Starmount (N.C.)
31	Jarell Eddie	G/F	6-7	218	So.	Charlotte, N.C.	The Cannon School
15	Dorian Finney-Smith	F	6-8	192	Fr.	Portsmouth, Va.	I.C. Norcom
11	Erick Green	G	6-3	185	Jr.	Winchester, Va.	Paul VI
5	Dorenzo Hudson	G	6-5	220	r-Sr.	Charlotte, N.C.	Forest Hills/Hargrave Military Academy
25	Will Johnston	G	6-3	185	Fr.	Midlothian, Va.	Midlothian
24	Joey Racer	G	6-1	165	Sr.	Berryville, Va.	Clarke County
4	Cadarian Raines	F	6-9	238	r-So.	Petersburg, Va.	Petersburg
10	Marquis Rankin	G	6-1	165	Fr.	Charlotte, N.C.	Vance/ Hargrave Military Academy
33	JT Thompson*	F	6-6	225	r-Sr.	Monroe, N.C.	Hope Christian Academy
2	Joey van Zegeren	F	6-10	206	Fr.	Hoogeveen, The Netherlands	Canarias Basketball Academy

### Numerical Listing

No.	Name	POS	HT	WT	CL	HOMETOWN	HS/OTHER
1	Robert Brown	G	6-5	190	Fr.	Clermont, Fla.	East Ridge/Hargrave Military Academy
2	Joey van Zegeren	F	6-10	206	Fr.	Hoogeveen, The Netherlands	Canarias Basketball Academy
3	Allan Chaney*	F	6-9	235	r-Jr.	Baltimore, Md.	University of Florida
4	Cadarian Raines	F	6-9	238	r-So.	Petersburg, Va.	Petersburg
5	Dorenzo Hudson	G	6-5	220	r-Sr.	Charlotte, N.C.	Forest Hills/Hargrave Military Academy
10	Marquis Rankin	G	6-1	165	Fr.	Charlotte, N.C.	Vance/ Hargrave Military Academy
11	Erick Green	G	6-3	185	Jr.	Winchester, Va.	Paul VI
14	Victor Davila	F	6-8	242	Sr.	Canovanas, P.R.	Starmount (N.C.)
15	Dorian Finney-Smith	F	6-8	192	Fr.	Portsmouth, Va.	I.C. Norcom
24	Joey Racer	G	6-1	165	Sr.	Berryville, Va.	Clarke County
25	Will Johnston	G	6-3	185	Fr.	Midlothian, Va.	Midlothian
31	Jarell Eddie	G/F	6-7	218	So.	Charlotte, N.C.	The Cannon School
33	JT Thompson*	F	6-6	225	r-Sr.	Monroe, N.C.	Hope Christian Academy
42	C.J. Barksdale	F	6-8	232	Fr.	Danville, Va.	George Washington/Hargrave Military Academy

### Coaching Staff

**Head Coach:** Seth Greenberg (Fairleigh Dickinson, 1978)

**Associate Head Coach:** James Johnson (Ferrum, 1993)

**Assistant Coaches:** John Richardson (Elizabeth City State, 1995), Robert Ehsan (UC Davis, 2005)

**Director of Men's Basketball Operations:** Jeff Wulbrun (Cal State Fullerton, 1984)

**Director of Strength & Conditioning, Basketball Programs:** David Jackson (Virginia Tech, 1997)

\* - Will not play in the ACC Tournament

(as of 3-4-2012)

# VICTOR DAVILA

SENIOR • FORWARD • 6-8 • 245  
CANOVANAS, P.R. • STARMOUNT (N.C.)

# #14



## SEASON STATISTICS

Opponent	Min	FG-A-%	3FG-A-%	FT-A-%	O-D-T	A	TO	Blk	Stl	Pts
EAST TENNESSEE ST.	23	3-5-.600	0-0-.000	1-2-.500	2-4-6	3	0	2	0	7
MONMOUTH#	18	2-3-.666	0-0-.000	2-6-.333	0-5-5	0	2	2	0	6
FIU#	26	5-6-.833	0-0-.000	1-4-.250	1-6-7	2	1	3	0	7
vs. 5 Syracuse^	22	3-5-.600	0-0-.000	0-1-.000	2-0-2	0	4	0	0	6
vs. Oklahoma State^	18	1-5-.200	0-0-.000	0-0-.000	3-2-5	1	2	0	1	2
ST. BONAVENTURE	30	5-8-.625	0-0-.000	3-3-1.000	0-2-2	0	2	0	1	13
at Minnesota%	33	4-9-.444	0-0-.000	2-2-1.000	3-4-7	0	2	0	0	10
KANSAS STATE	17	0-2-.000	0-0-.000	1-2-.500	0-1-1	0	0	1	0	1
at Rhode Island	13	0-2-.000	0-0-.000	0-0-.000	0-1-1	0	2	1	1	0
NORFOLK STATE	13	2-5-.400	0-0-.000	2-2-1.000	0-0-0	0	0	0	1	6
CAMPBELL	21	6-9-.667	0-0-.000	3-3-1.000	0-3-3	0	1	0	1	15
NORTH FLORIDA	16	4-6-.667	0-0-.000	0-1-.000	0-2-2	1	2	1	1	8
EASTERN MICHIGAN	25	2-5-.400	0-0-.000	1-3-.333	0-4-4	1	2	0	1	5
at Oklahoma State	22	2-4-.500	0-0-.000	4-5-.800	2-1-3	1	1	1	1	8
at Wake Forest*	28	3-4-.750	0-0-.000	2-4-.500	2-5-7	0	1	0	0	8
FLORIDA STATE*	15	0-3-.000	0-0-.000	0-0-.000	1-0-1	0	0	1	0	0
at Boston College*	28	5-7-.714	0-0-.000	4-5-.800	2-2-4	0	0	1	0	14
8/8 NORTH CAROLINA*	25	1-4-.250	0-0-.000	0-0-.000	1-7-8	0	1	0	0	2
at 15/17 Virginia*	22	1-2-.500	0-0-.000	0-0-.000	2-3-5	1	2	0	0	2
BYU	24	4-5-.800	0-0-.000	4-6-.667	1-3-4	0	1	0	0	12
at Maryland*	29	5-8-.625	0-0-.000	4-4-1.000	3-5-8	2	0	1	1	14
7/5 DUKE*	29	6-8-.750	0-0-.000	4-6-.667	4-3-7	2	2	1	0	16
CLEMSON*	25	2-5-.400	0-0-.000	2-3-.667	2-2-4	0	2	0	0	6
at Miami*	22	3-4-.750	0-0-.000	0-0-.000	2-4-6	1	4	0	0	6
BOSTON COLLEGE*	28	5-6-.833	0-0-.000	0-0-.000	3-1-4	1	2	0	1	10
at 20/21 Florida State*		-- Did Not Play --								
GEORGIA TECH*		-- Did Not Play --								
25/arv VIRGINIA*		-- Did Not Play --								
at 5/4 Duke*		-- Did Not Play --								
at Clemson*		-- Did Not Play --								
NC STATE*		-- Did Not Play --								
vs. Clemson!										

\*- ACC games; #- NIT Season Tip-Off (Blacksburg, Va.); ^- NIT Season Tip-Off (New York, N.Y.); % - Big 10/ACC Challenge; !-ACC Tournament

## 2011-2012 NOTES

Grabbed six rebounds and scored seven points against East Tennessee State in the season opener ... Brought down five boards and put up six points against Monmouth ... Tallied seven points, seven boards and three blocks against FIU ... Scored six points against No. 5 Syracuse ... Grabbed five boards against Oklahoma State ... Scored 13 points, while going 3-for-3 from the line against St. Bonaventure ... Had six points and one steal against Norfolk State ... Neared a career high with 15 points against Campbell ... Scored eight points against North Florida ... Brought down four boards and added five points against Eastern Michigan ... Scored eight points and grabbed three rebounds at Oklahoma State ... Scored eight points and brought down seven boards at Wake Forest ... Dropped 14 points and grabbed four boards at Boston College ... Grabbed eight rebounds against No. 8 North Carolina ... Brought down five rebounds at No. 15 Virginia ... Put up 12 points and grabbed four boards against BYU ... Scored 14 points and grabbed eight rebounds at Maryland ... Matched a career high with 16 points against No. 7 Duke, while also adding seven rebounds ... Scored six points against Clemson ... Went for six points and six rebounds at Miami ... Scored 10 points in the win over Boston College ... Missed the last six games of the regular season with a groin/leg injury.

## SEASON/CAREER GAME HIGHS

<b>POINTS</b>		
Season	16 vs Duke (2/2/12)	
Career	16 vs Elon (11/26/08), vs Duke (2/2/12)	
ACC	16 vs Duke (2/2/12)	
<b>MINUTES PLAYED</b>		
Season	33 at Minnesota (11/30/11)	
Career	39, 3x-last vs Duke (2/26/11)	
ACC	39, 3x-last vs Duke (2/26/11)	
<b>FIELD GOALS MADE</b>		
Season	6 vs Campbell (12/17/11), vs Duke (2/2/12)	
Career	7 vs Elon (11/26/08), vs Maryland (2/15/11)	
ACC	7 vs Maryland (2/15/11)	
<b>FIELD GOAL ATTEMPTS</b>		
Season	9 at Minn. (11/30), vs Campbell (12/17)	
Career	13 vs VMI (12/9/09)	
ACC	10 vs Duke (2/26/11)	
<b>3-PT FIELD GOALS MADE</b>		
Season		N/A
Career		N/A
ACC		N/A
<b>3-PT FIELD GOAL ATTEMPTS</b>		
Season		N/A
Career	1 vs Oklahoma State (11/26/10)	
ACC		N/A
<b>FREE THROWS MADE</b>		
Season	4, 4x, last vs Duke (2/2/12)	
Career	7 vs Georgia Tech (2/13/11)	
ACC	7 vs Georgia Tech (2/13/11)	
<b>FREE THROW ATTEMPTS</b>		
Season	6 vs Monmouth (11/14/11), vs Duke (2/2/12)	
Career	11 vs Georgia Tech (2/13/11)	
ACC	11 vs Georgia Tech (2/13/11)	
<b>REBOUNDS</b>		
Season	8 vs UNC (1/19), at Maryland (1/28/12)	
Career	13 at NC State (2/2/11)	
ACC	13 at NC State (2/2/11)	
<b>ASSISTS</b>		
Season	3 vs ETSU (11/12/11)	
Career	3, 3x, last vs ETSU (11/12/11)	
ACC	3 vs Maryland (2/15/11)	
<b>BLOCKS</b>		
Season	3 vs FIU (11/15/11)	
Career	4 at NC State (2/10/10), at UVa (2/19/11)	
ACC	4 at NC State (2/10/10), at UVa (2/19/11)	
<b>STEALS</b>		
Season	1, 10x, last vs Boston College (2/12/12)	
Career	3 vs UNC (11/21/10)	
ACC	2 vs Miami (3/12/10)	



## CAREER STATISTICS

Year	GP-GS	Min-Avg.	FGM-FGA-Pct.	3FG-FGA-Pct.	FTM-FTA-Pct.	Off.-Def.	Reb-Avg.	A-TO	Blk	Stl	TP-Avg.
08-09	33-10	393-11.9	40-74-.541	0-0-.000	21-39-.538	29-38	67-2.0	5-18	8	2	101-3.1
09-10	34-33	790-23.2	72-151-.477	0-0-.000	35-65-.538	77-67	144-4.2	13-30	26	8	179-5.3
10-11	34-34	1072-31.5	100-175-.571	0-1-.000	52-112-.464	57-115	172-5.1	29-46	41	8	252-7.4
11-12	25-25	572-22.9	74-130-.569	0-0-.000	40-62-.645	36-70	106-4.2	16-36	15	10	188-7.5
<b>Career</b>	<b>126-102</b>	<b>2827-22.4</b>	<b>286-530-.540</b>	<b>0-1-.000</b>	<b>148-278-.532</b>	<b>199-290</b>	<b>489-3.9</b>	<b>63-130</b>	<b>90</b>	<b>28</b>	<b>720-5.7</b>



# DORENZO HUDSON

R-SENIOR • GUARD • 6-5 • 220  
CHARLOTTE, N.C. • HARGRAVE MIL. ACAD.

# #5



## SEASON STATISTICS

Opponent	Min	FG-A-%	3FG-A-%	FT-A-%	O-D-T	A	TO	Blk	Stl	Pts
EAST TENNESSEE ST.	37	3-7-.429	1-3-.333	2-3-.667	0-2-2	1	4	0	1	9
MONMOUTH#	24	7-10-.700	0-2-.000	4-6-.666	0-4-4	3	0	0	2	18
FIU#	34	8-13-.615	3-5-.600	12-12-1.000	1-4-5	2	3	0	0	31
vs. 5 Syracuse^	38	3-7-.429	1-3-.333	6-6-1.000	1-1-2	2	3	0	1	13
vs. Oklahoma State^	35	2-13-.154	0-4-.000	3-4-.750	1-2-3	1	3	0	1	7
ST. BONAVENTURE	35	3-10-.300	1-3-.333	1-2-.500	0-3-3	1	1	0	1	8
at Minnesota%	25	0-4-.000	0-1-.000	0-0-.000	3-0-3	1	1	0	1	0
KANSAS STATE	25	3-9-.333	1-5-.200	0-0-.000	1-3-4	0	1	0	0	7
at Rhode Island	22	2-6-.333	0-2-.000	4-4-1.000	1-2-3	4	1	0	0	8
NORFOLK STATE	33	3-10-.300	0-2-.000	1-2-.500	1-1-2	1	1	0	0	7
CAMPBELL	26	5-11-.455	2-4-.500	3-4-.750	0-1-1	3	4	0	1	15
NORTH FLORIDA	27	6-10-.600	1-4-.250	3-3-1.000	2-1-3	1	1	0	0	16
EASTERN MICHIGAN	22	3-9-.333	0-3-.000	2-2-1.000	0-2-2	3	2	0	2	8
at Oklahoma State	34	5-10-.500	2-4-.500	6-6-1.000	2-3-5	0	1	0	0	18
at Wake Forest*	33	4-13-.308	0-5-.000	0-0-.000	1-1-2	3	2	1	1	8
FLORIDA STATE*	29	2-10-.200	0-2-.000	4-4-1.000	1-4-5	1	1	0	1	8
at Boston College*	34	4-9-.444	0-1-.000	5-6-.833	1-2-3	2	7	0	0	13
8/8 NORTH CAROLINA*	24	5-9-.555	4-6-.667	2-2-1.000	1-0-1	0	0	0	1	16
at 15/17 Virginia*	27	5-7-.714	1-1-1.000	1-2-.500	0-1-1	0	2	0	1	12
BYU	27	4-8-.500	2-3-.667	4-4-1.000	0-1-1	1	3	1	1	14
at Maryland*	29	4-12-.333	2-4-.500	4-6-.667	0-3-3	1	2	0	1	14
7/5 DUKE*	27	2-3-.667	0-1-.000	2-2-1.000	1-0-1	0	3	0	1	6
CLEMSON*	22	1-5-.200	0-3-.000	4-4-1.000	1-2-3	2	1	0	0	6
at Miami*	25	3-8-.250	1-2-.500	1-2-.500	0-1-1	5	3	0	1	8
BOSTON COLLEGE*	21	4-11-.364	1-3-.333	2-4-.500	1-0-1	2	0	0	0	11
at 20/21 Florida State*	30	2-12-.167	2-6-.333	1-3-.333	2-2-4	2	1	0	3	7
GEORGIA TECH*	23	2-3-.667	1-1-1.000	0-0-.000	1-0-1	2	1	0	0	5
25/arv VIRGINIA*	31	2-6-.333	1-2-.500	4-5-.800	0-4-4	2	1	0	1	9
at 5/4 Duke*	34	6-13-.462	2-4-.500	2-2-1.000	1-4-5	1	3	0	0	16
at Clemson*	35	4-7-.571	3-4-.750	0-0-.000	0-5-5	1	2	0	0	11
NC STATE*	35	2-10-.200	0-5-.000	1-4-.250	2-1-3	0	1	0	0	5
vs. Clemson!										

\*- ACC games; #- NIT Season Tip-Off (Blacksburg, Va.); ^- NIT Season Tip-Off (New York, N.Y.); % - Big 10/ACC Challenge; !- ACC Tournament

## 2011-2012 NOTES

Put up nine points and grabbed two rebounds in the season opener against East Tennessee State ... Put up 18 points and grabbed four rebounds against Monmouth ... Dropped 31 points, going 12-for-12 from the line against FIU ... Scored 13 points against No. 5 Syracuse ... Scored seven points against Oklahoma State ... Tallied eight points and three rebounds against St. Bonaventure ... Scored seven points and grabbed four rebounds against Kansas State ... Tallied eight points and four assists at Rhode Island ... Scored seven points and added two rebounds against Norfolk State ... Put up 15 points to go along with three assists against Campbell ... Scored 16 points, also adding three rebounds against North Florida ... Scored eight points, adding three assists and two steals against Eastern Michigan ... Buried 18 points and brought down five rebounds at Oklahoma State ... Tallied eight points and three assists at Wake Forest ... Scored eight points and grabbed five rebounds against Florida State ... Tallied 13 points at Boston College ... Rallied for 16 points in the first half after coming off the bench against No. 8 North Carolina ... Scored 12 points, including the game-winning three at No. 15 Virginia ... Led the team with 14 points, scoring in double figures for the fourth straight game ... Scored 14 points and added three rebounds at Maryland ... Scored eight points and dished out five assists at Miami ... Scored 11 points in the win over Boston College ... Tallied seven points and three steals at No. 20 Florida State ... Totaled just five points, but hit the game-winning shot as the clock ran out in overtime to lift the Hokies past Georgia Tech ... Scored nine points and grabbed four rebounds against No. 25 Virginia ... Helped lead the team with 16 points and five rebounds at No. 5 Duke ... Scored 11 points and grabbed five rebounds at Clemson.

## SEASON/CAREER GAME HIGHS

<b>POINTS</b>	
Season	31 vs FIU (11/15/11)
Career	41 vs Seton Hall (1/2/10)
ACC	23 at NC State (2/10/10)
<b>MINUTES PLAYED</b>	
Season	38 vs Syracuse (11/24/11)
Career	45 vs Maryland (2/27/10)
ACC	45 vs Maryland (2/27/10)
<b>FIELD GOALS MADE</b>	
Season	8 vs FIU (11/15/11)
Career	12 vs UConn (3/22/10)
ACC	9 at NC State (2/10/10)
<b>FIELD GOAL ATTEMPTS</b>	
Season	13, 4x, last at Duke (2/25/12)
Career	22 vs Seton Hall (1/2), at UNC (1/10/10)
ACC	22 at North Carolina (1/10/10)
<b>3-PT FIELD GOALS MADE</b>	
Season	4 vs North Carolina (1/19/12)
Career	4 at Miami (1/31/10), vs UNC (1/19/12)
ACC	4 at Miami (1/31/10), vs UNC (1/19/12)
<b>3-PT FIELD GOAL ATTEMPTS</b>	
Season	6 vs UNC (1/19), at FSU (2/16/12)
Career	8 at Miami (1/31/10)
ACC	8 at Miami (1/31/10)
<b>FREE THROWS MADE</b>	
Season	12 vs FIU (11/15/11)
Career	20 vs Seton Hall (1/2/10)
ACC	9 vs Wake Forest (2/16/10)
<b>FREE THROW ATTEMPTS</b>	
Season	12 vs FIU (11/15/11)
Career	21 vs Seton Hall (1/2/10)
ACC	12 vs Wake Forest (2/16/10)
<b>REBOUNDS</b>	
Season	5, 5x, last at Clemson (3/1/12)
Career	7, 3x, last vs UConn (3/22/10)
ACC	7 vs Wake Forest (2/16/10)
<b>ASSISTS</b>	
Season	5 at Miami (2/9/12)
Career	6 vs Brown (11/15/09)
ACC	5 at Miami (2/9/12)
<b>BLOCKS</b>	
Season	1 at WF (1/7/12), vs BYU (1/25/12)
Career	2 vs UMBC (12/22/09)
ACC	1, 4x, last at Wake Forest (1/7/12)
<b>STEALS</b>	
Season	3 at Florida State (2/16/12)
Career	3 vs Hofstra (12/28/07), at FSU (2/16/12)
ACC	3 at Florida State (2/16/12)



Year	GP-GS	Min-Avg.	FGM-FGA-Pct.	3FG-FGA-Pct.	FTM-FTA-Pct.	Off-Def.	Reb-Avg.	A-TO	Blk	Stl	TP-Avg.
07-08	26-2	321-12.3	37-104-.356	10-47-.213	6-11-.545	14-23	37-1.4	12-22	2	9	90-3.5
08-09	34-24	702-20.6	55-152-.362	23-69-.333	24-30-.800	15-48	63-1.9	38-36	4	19	157-4.6
09-10	33-33	1155-35.0	174-398-.437	35-120-.292	117-155-.755	33-81	114-3.5	63-57	8	25	500-15.2
10-11	9-8	289-32.1	35-82-.427	4-18-.222	20-28-.714	10-18	28-3.1	13-24	0	8	94-10.4
11-12	31-24	904-29.2	109-275-.396	32-98-.327	84-104-.808	26-60	86-2.8	50-60	3	22	334-10.8
<b>Career</b>	<b>133-91</b>	<b>3371-25.3</b>	<b>410-1011-.406</b>	<b>104-352-.295</b>	<b>251-328-.765</b>	<b>98-230</b>	<b>328-2.5</b>	<b>176-199</b>	<b>17</b>	<b>83</b>	<b>1175-8.8</b>

# ERICK GREEN

JUNIOR • GUARD • 6-4 • 185  
WINCHESTER, VA. • PAUL VI

# #11



## SEASON STATISTICS

Opponent	Min	FG-A-%	3FG-A-%	FTA-%	O-D-T	A	TO	Blk	Stl	Pts	
EAST TENNESSEE ST.	--Did Not Play--										
MONMOUTH#	23	3-6-.500	2-2-1.000	3-3-1.000	0-2-2	5	2	1	1	11	
FIU#	25	5-7-.714	2-3-.666	0-0-0.000	2-0-2	0	2	0	0	12	
vs. 5 Syracuse^	36	5-10-.500	4-7-.571	0-0-0.000	0-5-5	2	1	0	3	14	
vs. Oklahoma State^	39	6-12-.500	1-1-1.000	5-7-.714	0-1-1	1	2	0	1	18	
ST. BONAVENTURE	33	5-11-.455	2-5-.400	7-8-.875	0-3-3	4	2	0	2	19	
at Minnesota%	38	9-18-.500	4-8-.500	3-3-1.000	1-3-4	4	0	1	1	25	
KANSAS STATE	36	4-17-.235	0-3-.000	6-8-.167	3-4-7	3	3	0	1	14	
at Rhode Island	33	10-14-.714	2-5-.400	2-3-.667	1-1-2	1	1	0	3	24	
NORFOLK STATE	36	4-10-.400	1-1-1.000	3-3-1.000	0-4-4	1	1	0	3	12	
CAMPBELL	29	3-4-.750	0-1-.000	6-6-1.000	1-1-2	6	1	0	2	12	
NORTH FLORIDA	34	5-8-.625	0-1-.000	2-2-1.000	0-1-1	8	2	0	2	12	
EASTERN MICHIGAN	23	4-6-.667	0-2-.000	4-5-.800	0-3-3	4	3	0	0	12	
at Oklahoma State	37	6-17-.353	1-5-.200	3-3-1.000	2-5-7	3	4	0	1	16	
at Wake Forest*	37	9-18-.500	1-4-.250	0-0-0.000	1-6-7	6	3	1	2	19	
FLORIDA STATE*	36	5-14-.357	1-4-.250	10-10-1.000	0-2-2	0	0	0	0	21	
at Boston College*	-- Did Not Play --										
8/8 NORTH CAROLINA*	34	7-14-.500	3-8-.375	0-0-0.000	1-2-3	5	1	0	3	17	
at 15/17 Virginia*	35	5-11-.455	2-4-.500	3-5-.600	0-2-2	2	0	1	2	15	
BYU	33	5-11-.455	0-4-.000	1-2-.500	1-3-4	1	2	0	0	11	
at Maryland*	38	8-21-.381	2-4-.500	0-0-0.000	1-1-2	4	1	0	1	18	
7/5 DUKE*	36	6-12-.500	1-3-.333	4-4-1.000	0-7-7	1	3	0	1	17	
CLEMSON*	33	3-11-.273	1-3-.333	3-4-.750	1-1-2	2	1	0	2	10	
at Miami*	39	7-17-.412	0-4-.000	3-5-.600	1-4-5	0	2	0	1	17	
BOSTON COLLEGE*	38	4-11-.364	1-2-.500	1-2-.500	0-1-1	2	2	0	2	10	
at 20/21 Florida State*	34	7-15-.467	2-3-.667	2-4-.500	1-3-4	3	2	0	4	18	
GEORGIA TECH*	43	5-13-.385	2-4-.500	2-2-1.000	0-3-4	4	1	0	0	14	
25/arv VIRGINIA*	33	6-10-.600	2-3-.667	5-8-.625	0-2-2	0	0	0	0	19	
at 5/4 Duke*	40	7-19-.368	0-3-.000	2-3-.667	0-2-2	2	2	0	1	16	
at Clemson*	35	3-11-.273	2-4-.500	0-0-0.000	1-3-4	3	0	0	1	8	
NC STATE*	32	4-13-.308	0-3-.000	4-5-.800	0-0-0	5	0	0	0	12	
vs. Clemson!											

\*- ACC games; # - NIT Season Tip-Off (Blacksburg, Va.); ^- NIT Season Tip-Off (New York, N.Y.); % - Big 10/ACC Challenge; !-ACC Tournament

## 2011-2012 NOTES

Missed season opener due to an Achilles strain ... Has scored in double figures in 28 of his 29 games this season ... Scored 11 points and had five assists in 2011-12 debut ... Scored 12 points and added two rebounds against FIU ... Tallied 14 points and grabbed five rebounds against No. 5 Syracuse ... Tallied 18 points against Oklahoma State ... Went 7-of-8 from the line enroute to a 19-point performance against St. Bonaventure ... Set a new career high with 25 points at Minnesota ... Put up 14 points while grabbing a career-best seven boards versus Kansas State ... Dropped a near career-high 24 points off the bench at Rhode Island ... Scored 12 points, adding four boards and three steals against Norfolk State ... Went 6-for-6 from the free throw line en route to a 12-point and six assists effort against Campbell ... Matched his career high with eight assists, while also adding 12 points against North Florida ... Scored 12 points for the fourthstraight game, also contributing four assists ... Dropped 16 points and brought down seven rebounds at Oklahoma State ... Led the team with 19 points, seven boards and six assists in the ACC opener at Wake Forest ... Went 10-for-10 from the line en-route to a 21-point performance against Florida State ... Missed game at Boston College due to a knee injury ... Led the team with 17 points, while adding five assists against No. 8 North Carolina ... Paced the squad with 15 points at No. 15 Virginia ... Scored 11 points and added four assists against BYU ... Led the squad with 18 points, also handing out four assists at Maryland ... Dropped 17 points and matched a career high with seven rebounds against No. 7 Duke ... Scored 10 points against Clemson ... Led the team with 17 points, adding five boards at Miami ... Scored 10 points in the win over Boston College ... Paced the squad with 18 points and four steals at No. 20 Florida State. ... Continued double-figures scoring streak with 14 points, also adding four assists against Georgia Tech ... Led the way with 19 points against No. 25 Virginia ... Helped pace the offense with 16 points at No. 5 Duke ... Broke his 30-game double-digit scoring streak with eight points at Clemson ... Scored 12 points and dished out five assists in the regular season finale against NC State.

## SEASON/CAREER GAME HIGHS

### POINTS

Season	25 at Minnesota (11/30/11)
Career	25 at Minnesota (11/30/11)
ACC	24 at Maryland (1/20/10)

### MINUTES PLAYED

Season	43 vs Georgia Tech (2/18/12)
Career	43 vs Georgia Tech (2/18/12)
ACC	43 vs Georgia Tech (2/18/12)

### FIELD GOALS MADE

Season	10 at Rhode Island (12/7/11)
Career	12 at Maryland (1/20/10)
ACC	12 at Maryland (1/20/10)

### FIELD GOAL ATTEMPTS

Season	21 at Maryland (1/28/12)
Career	21 at Maryland (1/28/12)
ACC	21 at Maryland (1/28/12)

### 3-PT FIELD GOALS MADE

Season	4 vs #5 Syracuse (11/23), at Minn. (11/30)
Career	4 vs #5 Syracuse (11/23), at Minn. (11/30)
ACC	3 vs Georgia Tech (2/13/11)

### 3-PT FIELD GOAL ATTEMPTS

Season	8 at Minn. (11/30/11), vs UNC (1/19/12)
Career	8 at Minn. (11/30/11), vs UNC (1/19/12)
ACC	6, 3x last vs Duke (3/12/11)

### FREE THROWS MADE

Season	10 vs Florida State (1/10/12)
Career	10 vs Florida State (1/10/12)
ACC	10 vs Florida State (1/10/12)

### FREE THROW ATTEMPTS

Season	10 vs Florida State (1/10/12)
Career	10 vs Florida State (1/10/12)
ACC	10 vs Florida State (1/10/12)

### REBOUNDS

Season	7, 4x, last vs Duke (2/2/12)
Career	7, 4x, last vs Duke (2/2/12)
ACC	7 at WF(1/7), vs Duke (2/2/12)

### ASSISTS

Season	8 vs North Florida (12/19/11)
Career	8, Twice, last vs North Florida (12/19/11)
ACC	6, 3x, last at Wake Forest (1/7/12)

### BLOCKS

Season	1, 4x, last at Virginia (1/22/12)
Career	2 vs VMI (12/9/09), at NC State (2/2/11)
ACC	2 at NC State (2/2/11)

### STEALS

Season	4 at Florida State (2/16/12)
Career	5 vs UNCG (11/21/10), vs SBU (12/23/10)
ACC	4, 4x-last at Florida State (2/16/12)



## CAREER STATISTICS

Year	GP-GS	Min-Avg.	FGM-FGA-Pct.	3FG-FGA-Pct.	FTM-FTA-Pct.	Off-Def.	Reb-Avg.	A-TO	Blk	Stl	TP-Avg.
09-10	34-1	427-12.6	29-99-.293	11-40-.275	19-28-.679	7-24	31-0.9	31-25	7	17	88-2.6
10-11	32-26	988-30.9	132-319-.414	26-105-.248	80-103-.777	19-54	73-2.3	86-38	9	56	370-11.6
11-12	29-28	998-34.4	160-361-.443	39-104-.375	84-105-.800	18-75	93-3.2	82-44	4	40	443-15.3
<b>Career</b>	<b>95-55</b>	<b>2413-25.4</b>	<b>321-779-.412</b>	<b>76-249-.305</b>	<b>183-236-.775</b>	<b>44-153</b>	<b>197-2.1</b>	<b>199-107</b>	<b>20</b>	<b>113</b>	<b>901-9.5</b>

# CADARIAN RAINES

R-SOPHOMORE • FORWARD • 6-9 • 238  
PETERSBURG, VA. • PETERSBURG

# #4



## SEASON STATISTICS

Opponent	Min	FG-A-%	3FG-A-%	FT-A-%	O-D-T	A	TO	Blk	Stl	Pts
EAST TENNESSEE ST.	14	0-2-.000	0-0-.000	0-0-.000	0-2-2	0	0	1	0	0
MONMOUTH#	14	2-4-.500	0-0-.000	1-5-.200	3-3-6	2	0	2	2	6
FIU#	13	1-3-.333	0-0-.000	0-0-.000	0-1-1	1	1	0	0	2
vs. 5 Syracuse^	16	1-2-.500	0-0-.000	1-1-1.000	1-0-1	0	0	0	1	3
vs. Oklahoma State ^	12	1-3-.333	0-0-.000	1-2-.500	4-5-9	1	0	3	1	3
ST. BONAVENTURE	8	2-2-1.000	0-0-.000	2-2-1.000	0-4-4	0	1	1	0	6
at Minnesota%	7	0-1-.000	0-0-.000	0-0-.000	1-0-1	0	1	0	1	0
KANSAS STATE	15	3-6-.500	0-0-.000	0-0-.000	3-2-5	0	2	2	1	6
at Rhode Island	25	6-8-.750	0-0-.000	0-0-.000	1-3-4	1	1	0	3	12
NORFOLK STATE	23	5-7-.714	0-0-.000	0-1-.000	6-1-7	2	1	1	0	10
CAMPBELL	17	2-4-.500	0-0-.000	1-2-.500	1-2-3	1	1	0	1	5
NORTH FLORIDA	18	2-6-.333	0-0-.000	0-2-.000	4-7-11	0	1	3	0	4
EASTERN MICHIGAN	16	3-4-.750	0-0-.000	4-4-1.000	2-2-4	1	1	0	0	10
at Oklahoma State	18	2-4-.500	0-0-.000	0-0-.000	2-2-4	0	4	1	0	4
at Wake Forest*	12	0-2-.000	0-0-.000	0-0-.000	1-1-2	0	0	1	1	0
FLORIDA STATE*	18	2-4-.500	0-0-.000	0-0-.000	4-0-4	0	1	1	0	4
at Boston College*	12	3-5-.600	0-0-.000	1-3-.333	2-0-2	0	0	0	1	7
8/8 NORTH CAROLINA*	15	1-2-.500	0-0-.000	0-0-.000	1-1-2	0	0	2	0	2
at 15/17 Virginia*	9	1-4-.250	0-0-.000	0-0-.000	1-1-2	0	0	0	0	2
BYU	16	3-3-1.000	0-0-.000	1-1-1.000	1-3-4	0	1	1	0	7
at Maryland*	16	2-5-.400	0-0-.000	0-0-.000	2-3-5	0	1	0	0	4
7/5 DUKE*	11	2-3-.667	0-0-.000	0-0-.000	1-0-1	0	0	0	0	4
CLEMSON*	15	4-6-.667	0-0-.000	0-0-.000	2-2-4	0	0	1	0	8
at Miami*	18	0-5-.000	0-0-.000	2-2-1.000	1-0-1	1	0	0	1	2
BOSTON COLLEGE*	11	2-5-.400	0-0-.000	0-0-.000	2-2-4	0	1	0	0	4
at 20/21 Florida State*	23	2-3-.667	0-0-.000	0-2-.000	2-4-6	1	0	1	1	4
GEORGIA TECH*	37	4-8-.500	0-0-.000	5-8-.625	2-0-2	2	1	1	2	13
25/arv VIRGINIA*	28	3-6-.500	0-0-.000	0-0-.000	0-2-2	0	2	0	1	6
at 5/4 Duke*	39	7-10-.700	0-0-.000	2-3-.667	2-3-5	0	2	2	0	16
at Clemson*	32	6-12-.500	0-0-.000	0-3-.000	3-5-8	0	1	0	0	12
NC STATE*	32	6-10-.600	0-0-.000	3-7-.429	2-3-5	0	0	0	2	15
vs. Clemson!										

\*- ACC games; # - NIT Season Tip-Off (Blacksburg, Va.); ^ - NIT Season Tip-Off (New York, N.Y.); % - Big 10/ACC Challenge; !-ACC Tournament

## 2011-2012 NOTES

Saw 14 minutes of action in the season opener against East Tennessee State ... Tallied six points and six rebounds against Monmouth ... Scored three points against No. 5 Syracuse ... Brought down a career-high nine rebounds and added a season-best three blocks against Oklahoma State ... Didn't miss a shot as he scored six points and grabbed four rebounds in eight minutes of play against St. Bonaventure ... Matched his then-season best for the third time with six points against Kansas State, also adding five boards ... Scored 12 points, while adding a career-best three steals on defense at Rhode Island ... Scored 10 points and grabbed seven rebounds against Norfolk State ... Tallied five points and three rebounds against Campbell ... Brought down a career-best 11 rebounds while adding three blocks and four points against North Florida ... Was a perfect 4-for-4 from the free throw line enroute to a 10-point, four-rebound performance against Eastern Michigan ... Grabbed four boards and scored four points at Oklahoma State ... Scored four points and brought down four rebounds against Florida State ... Scored seven points at Boston College ... Scored seven points and grabbed seven rebounds against BYU ... Brought down five rebounds and scored four points in first career start at Maryland ... Scored four points against No. 7 Duke ... Scored eight points and grabbed four rebounds against Clemson ... Scored four points and grabbed four rebounds against Boston College ... Brought down six rebounds and added four points at No. 20 Florida State ... Scored a career-high 13 points in the win over Georgia Tech ... Scored six points against No. 25 Virginia ... Helped lead the team with a career-best 16 points at No. 5 Duke ... Scored 12 points and added eight rebounds at Clemson ... Neared his career high with 15 points, also adding five rebounds against NC State.

## SEASON/CAREER GAME HIGHS

POINTS	
Season	16 at Duke (2/25/12)
Career	16 at Duke (2/25/12)
ACC	16 at Duke (2/25/12)

MINUTES PLAYED	
Season	39 at Duke (2/25/12)
Career	39 at Duke (2/25/12)
ACC	39 at Duke (2/25/12)

FIELD GOALS MADE	
Season	7 at Duke (2/25/12)
Career	7 at Duke (2/25/12)
ACC	7 at Duke (2/25/12)

FIELD GOAL ATTEMPTS	
Season	12 at Clemson (3/1/12)
Career	12 at Clemson (3/1/12)
ACC	12 at Clemson (3/1/12)

3-PT FIELD GOALS MADE	
Season	N/A
Career	N/A
ACC	N/A

3-PT FIELD GOAL ATTEMPTS	
Season	N/A
Career	N/A
ACC	N/A

FREE THROWS MADE	
Season	5 vs Georgia Tech (2/18/12)
Career	5 vs Georgia Tech (2/18/12)
ACC	5 vs Georgia Tech (2/18/12)

FREE THROW ATTEMPTS	
Season	8 vs Georgia Tech (2/18/12)
Career	8 vs Georgia Tech (2/18/12)
ACC	8 vs Georgia Tech (2/18/12)

REBOUNDS	
Season	11 vs North Florida (12/19/11)
Career	11 vs North Florida (12/19/11)
ACC	8 at Clemson (3/1/12)

ASSISTS	
Season	2, 3x last vs Georgia Tech (2/18/12)
Career	2, 3x last vs Georgia Tech (2/18/12)
ACC	2 vs Georgia Tech (2/18/12)

BLOCKS	
Season	3 vs OSU (11/25), vs N. Florida (12/19)
Career	5 vs UMBC (12/22/09)
ACC	2 at Duke (2/25/12)

STEALS	
Season	3 at Rhode Island (12/7/11)
Career	3 at Rhode Island (12/7/11)
ACC	2 vs GT (2/18), vs NC St. (3/4/12)



## CAREER STATISTICS


Year	GP-GS	Min-Avg.	FGM-FGA-Pct.	3FG-FGA-Pct.	FTM-FTA-Pct.	Off-Def.	Reb-Avg.	A-TO	Blk	Stl	TP-Avg.
09-10	21-0	165-7.9	12-34-.353	0-0-.000	7-14-.500	20-17	37-1.8	3-6	16	4	31-1.5
10-11	4-0	21-5.3	1-4-.250	0-0-.000	0-0-.000	1-1	2-0.5	0-0	1	0	2-0.5
11-12	31-7	560-18.1	78-149-.523	0-0-.000	24-48-.500	57-64	121-3.9	13-24	24	22	180-5.8
<b>Career</b>	<b>56-7</b>	<b>746-13.3</b>	<b>91-187-.487</b>	<b>0-0-.000</b>	<b>31-62-.500</b>	<b>78-82</b>	<b>160-2.9</b>	<b>16-30</b>	<b>41</b>	<b>26</b>	<b>213-3.8</b>



# JARELL EDDIE

SOPHOMORE • FORWARD • 6-7 • 209  
CHARLOTTE, N.C. • THE CANNON SCHOOL

# #31



## SEASON STATISTICS

Opponent	Min	FG-A-%	3FG-A-%	FT-A-%	O-D-T	A	TO	Blk	Stl	Pts
EAST TENNESSEE ST.	20	3-7-.429	1-3-.333	1-1-1.000	0-2-2	1	1	1	0	8
MONMOUTH#	18	4-4-1.000	3-3-1.000	2-2-1.000	0-3-3	2	1	0	1	13
FIU#	20	0-3-.000	0-1-.000	0-0-0.000	0-5-5	2	2	0	1	0
vs. 5 Syracuse^	35	6-14-.429	2-6-.333	3-4-.750	0-4-4	5	0	2	0	17
vs. Oklahoma State^	17	0-4-.000	0-3-.000	4-4-1.000	1-6-7	1	1	0	0	4
ST. BONAVENTURE	30	3-5-.600	2-3-.666	3-4-.750	0-4-4	1	1	1	2	11
at Minnesota%	34	1-5-.200	0-2-.000	2-2-1.000	2-1-3	0	3	0	0	4
KANSAS STATE	27	1-5-.200	0-0-.000	2-2-1.000	0-5-5	0	2	0	0	4
at Rhode Island	23	5-6-.833	3-3-1.000	2-2-1.000	1-5-6	2	0	1	1	15
NORFOLK STATE	33	6-9-.667	5-6-.833	7-7-1.000	0-7-7	1	2	0	1	24
CAMPBELL	26	5-7-.714	1-2-.500	0-0-0.000	0-8-8	1	0	0	1	11
NORTH FLORIDA	19	3-6-.500	2-4-.500	0-0-0.000	0-4-4	0	1	1	0	8
EASTERN MICHIGAN	24	2-3-.667	1-2-.500	1-2-.500	1-6-7	1	1	0	1	6
at Oklahoma State	25	4-9-.444	1-2-.500	0-0-0.000	1-6-7	0	0	0	0	9
at Wake Forest*	18	4-7-.571	4-6-.667	0-0-0.000	1-2-3	0	4	1	0	12
FLORIDA STATE*	29	2-7-.286	0-2-.000	4-5-.800	0-3-3	1	1	1	0	8
at Boston College*	34	2-8-.200	2-6-.333	2-2-1.000	2-2-4	0	4	0	2	8
8/8 NORTH CAROLINA*	36	5-12-.417	4-7-.571	1-2-.500	1-5-6	2	1	0	0	15
at 15/17 Virginia*	37	3-8-.375	2-5-.400	0-0-0.000	1-9-10	2	3	0	0	8
BYU	37	4-9-.444	3-7-.429	1-3-.333	1-13-14	5	3	0	1	12
at Maryland*	25	2-4-.500	1-2-.500	6-7-.857	0-3-3	1	2	0	0	11
7/5 DUKE*	32	3-10-.300	0-5-.000	0-0-0.000	0-3-3	1	2	1	0	6
CLEMSON*	35	5-12-.417	2-6-.333	3-3-1.000	1-5-6	3	1	2	0	15
at Miami*	24	2-6-.333	2-4-.500	0-0-0.000	0-7-7	1	2	1	2	6
BOSTON COLLEGE*	16	1-5-.200	1-4-.250	0-0-0.000	0-1-1	0	0	0	0	3
at 20/21 Florida State*	35	3-7-.429	2-5-.400	3-4-.750	1-6-7	0	0	1	0	11
GEORGIA TECH*	33	2-6-.333	2-4-.500	6-6-1.000	0-1-1	4	0	0	2	12
25/arv VIRGINIA*	27	1-2-.500	1-2-.500	0-0-0.000	1-3-4	0	2	1	0	3
at 5/4 Duke*	41	2-5-.400	1-2-.500	0-0-0.000	1-8-9	5	0	0	1	5
at Clemson*	31	5-10-.500	3-6-.500	2-2-1.000	1-3-4	2	5	0	0	15
NC STATE*	12	2-4-.500	1-3-.333	0-0-0.000	0-0-0	0	0	0	0	5
vs. Clemson!										

\*- ACC games; # - NIT Season Tip-Off (Blacksburg, Va.); ^- NIT Season Tip-Off (New York, N.Y.); % - Big 10/ACC Challenge; !-ACC Tournament

## SEASON/CAREER GAME HIGHS

### POINTS

Season	24 vs Norfolk State (12/11/11)
Career	24 vs Norfolk State (12/11/11)
ACC	17 at Wake Forest (2/22/11)

### MINUTES PLAYED

Season	37 at UVa (1/22), vs BYU (1/25/12)
Career	37 at UVa (1/22), vs BYU (1/25/12)
ACC	37 at Virginia (1/22/12)

### FIELD GOALS MADE

Season	6 vs Syracuse (11/23), NSU (12/11)
Career	6, 3x, last vs Norfolk State (12/11/11)
ACC	6 at Wake Forest (2/22/11)

### FIELD GOAL ATTEMPTS

Season	14 vs Syracuse (11/23/11)
Career	14 vs Syracuse (11/23/11)
ACC	12 vs UNC (1/19), vs Clemson (2/4/12)

### 3-PT FIELD GOALS MADE

Season	5 vs Norfolk State (12/11/11)
Career	5 vs Norfolk State (12/11/11)
ACC	4 at WF (1/7/12), vs UNC (1/19/12)

### 3-PT FIELD GOAL ATTEMPTS

Season	7 vs UNC (1/19), vs BYU (1/25/12)
Career	7 vs UNC (1/19), vs BYU (1/25/12)
ACC	7 vs North Carolina (1/19/12)

### FREE THROWS MADE

Season	7 vs Norfolk State (12/11/11)
Career	7 vs Norfolk State (12/11/11)
ACC	6 vs Georgia Tech (2/18/12)

### FREE THROW ATTEMPTS

Season	7 vs NSU (12/11/11), at Md (1/28/12)
Career	7 vs NSU (12/11/11), at Md (1/28/12)
ACC	7 at Maryland (1/28/12)

### REBOUNDS

Season	14 vs BYU (1/25/12)
Career	14 vs BYU (1/25/12)
ACC	10 at Virginia (1/22/12)

### ASSISTS

Season	5 vs Syracuse (11/23/11), vs BYU (1/25/12)
Career	5 vs Syracuse (11/23/11), vs BYU (1/25/12)
ACC	4 vs Georgia Tech (2/18/12)

### BLOCKS

Season	2 vs SU (11/23/11), vs Clemson (2/4/12)
Career	3 at Kansas State (11/16/10)
ACC	2 vs Clemson (2/4/12)

### STEALS

Season	2, 3x last vs Georgia Tech (2/18/12)
Career	2, 3x last vs Georgia Tech (2/18/12)
ACC	2 at BC (1/14), vs GT (2/18/12)



## 2011-2012 NOTES

Scored eight points in first career start against East Tennessee State ... Didn't miss a shot as he dropped 13 points and went 3-for-3 from three-point range against Monmouth ... Grabbed five rebounds and also had two assists against FIU ... Tallied 17 points and dished out a career-best five assists against No. 5 Syracuse ... Brought down seven boards against Oklahoma State ... Scored 11 points and grabbed four boards against St. Bonaventure ... Brought down five rebounds against Kansas State ... Missed just one shot and went 3-for-3 from 3-point range, while adding six boards at Rhode Island ... Scored a career-high 24 points, while also adding seven rebounds against Norfolk State ... Put up 11 points and eight rebounds against Campbell ... Tallied eight points and four rebounds against North Florida ... Brought down seven boards and scored six points against Eastern Michigan ... Scored nine points and grabbed seven boards at Oklahoma State ... Scored 12 points in the ACC opener at Wake Forest ... Scored eight points against Florida State ... Went for eight points and four rebounds at Boston College ... Went for 15 points and six rebounds against No. 8 North Carolina ... Grabbed 10 boards, while adding eight points at No. 15 Virginia ... Earned first career double-double as he set a new career high for the second straight game with 14 rebounds, while also adding 12 points and five assists against BYU ... Scored 11 points, six of which came from the free throw line, at Maryland ... Scored six points and grabbed three rebounds against No. 7 Duke ... Went for 15 points and six boards against Clemson ... Grabbed seven rebounds and added six points at Miami ... Scored 11 points and grabbed seven rebounds at No. 20 Florida State ... Went 6-for-6 from the free throw line en route to a 12-point, four-assist performance in the win over Georgia Tech ... Grabbed nine rebounds at No. 5 Duke ... Led the team with 15 points at Clemson.


## CAREER STATISTICS

Year	GP-GS	Min-Avg.	FGM-FGA-Pct.	3FG-FGA-Pct.	FTM-FTA-Pct.	Off-Def.	Reb-Avg.	A-TO	Blk	Stl	TP-Avg.
10-11	27-0	295-10.9	25-68-.368	7-32-.819	22-32-.688	18-41	59-2.2	13-17	9	4	79-2.9
11-12	31-30	853-27.5	91-209-.435	52-116-.448	55-64-.859	17-140	157-5.1	44-45	14	16	289-9.3
<b>Career</b>	<b>58-30</b>	<b>1148-19.8</b>	<b>116-277-.419</b>	<b>59-148-.399</b>	<b>77-96-.802</b>	<b>35-181</b>	<b>216-3.7</b>	<b>57-62</b>	<b>23</b>	<b>20</b>	<b>368-6.3</b>

# ROBERT BROWN

FRESHMAN • GUARD • 6-5 • 190  
CLERMONT, FLA. • HARGRAVE MIL. ACAD.

# #1



## SEASON STATISTICS

Opponent	Min	FG-A-%	3FG-A-%	FT-A-%	O-D-T	A	TO	Blk	Stl	Pts
EAST TENNESSEE ST.	26	3-7-.429	3-7-.429	3-4-.750	0-3-3	0	0	1	1	12
MONMOUTH#	30	5-11-.454	3-6-.500	6-6-1.000	0-1-1	3	3	0	1	19
FIU#	21	1-6-.167	0-4-.000	0-0-.000	0-2-2	3	3	1	0	2
vs. 5 Syracuse^	17	1-4-.250	1-2-.500	0-0-.000	0-1-1	3	2	0	0	3
vs. Oklahoma State^	24	3-7-.429	1-3-.333	1-4-.250	0-1-1	1	1	0	2	8
ST. BONAVENTURE	14	1-2-.500	1-1-1.000	2-2-1.000	1-1-2	4	1	1	0	5
at Minnesota%	25	5-10-.500	3-3-1.000	0-0-.000	0-1-1	3	2	0	2	13
KANSAS STATE	31	6-17-.353	2-10-.200	1-2-.500	1-2-3	1	1	1	2	15
at Rhode Island	19	1-5-.200	0-3-.000	0-0-.000	0-1-1	3	1	0	1	2
NORFOLK STATE	14	1-5-.200	1-4-.250	2-2-1.000	1-4-5	1	0	1	0	5
CAMPBELL	16	1-3-.333	0-1-.000	3-4-.750	0-1-1	3	0	1	0	5
NORTH FLORIDA	22	6-10-.600	2-4-.500	0-0-.000	1-2-3	1	1	0	2	14
EASTERN MICHIGAN	17	3-6-.500	3-6-.500	0-0-.000	0-0-0	0	0	0	0	9
at Oklahoma State	19	4-9-.444	0-3-.000	0-1-.000	1-3-4	1	1	0	0	8
at Wake Forest*	23	2-6-.333	1-5-.200	1-2-.500	0-0-0	1	0	0	1	6
FLORIDA STATE*	14	0-3-.000	0-2-.000	0-0-.000	1-0-1	0	4	0	1	0
at Boston College*	19	2-5-.400	2-3-.667	1-2-.500	0-0-0	0	2	0	1	7
8/8 NORTH CAROLINA*	32	5-15-.333	2-7-.286	0-0-.000	1-0-1	3	2	0	1	12
at 15/17 Virginia*	33	2-7-.286	0-3-.000	0-0-.000	0-1-1	5	3	1	2	4
BYU	35	3-9-.333	0-3-.000	2-5-.500	1-3-4	5	3	0	0	8
at Maryland*	24	2-6-.667	1-4-.250	0-0-.000	0-3-3	3	3	1	0	5
7/5 DUKE*	22	1-6-.167	1-1-1.000	0-0-.000	0-0-0	1	0	0	1	3
CLEMSON*	10	1-3-.333	0-2-.000	0-0-.000	0-1-1	3	0	0	0	2
at Miami*	13	1-5-.200	1-2-.500	0-0-.000	0-3-3	1	1	1	1	3
BOSTON COLLEGE*	30	3-6-.500	2-3-.667	0-0-.000	1-5-6	2	1	1	1	8
at 20/21 Florida State*	30	1-6-.167	0-2-.000	0-2-.000	2-1-3	1	0	0	0	2
GEORGIA TECH*	28	4-8-.500	2-5-.400	0-0-.000	0-2-2	1	1	0	0	10
25/arv VIRGINIA*	19	1-5-.200	0-2-.000	2-4-.500	0-0-0	2	2	0	1	4
at 5/4 Duke*	14	1-5-.200	0-0-.000	0-0-.000	0-2-2	0	1	0	0	2
at Clemson*	19	1-2-.500	0-0-.000	2-2-1.000	0-1-1	3	3	0	2	4
NC STATE*	24	2-7-.286	1-4-.250	0-0-.000	1-1-2	2	1	1	1	5
vs. Clemson!										

\* - ACC games; # - NIT Season Tip-Off (Blacksburg, Va.); ^ - NIT Season Tip-Off (New York, N.Y.); % - Big 10/ACC Challenge; ! - ACC Tournament

## 2011-2012 NOTES

Scored 12 points off the bench in debut against East Tennessee State ... Went 6-for-6 from the free throw line and led the team with 19 points off the bench ... Dished out three assists against FIU ... Contributed eight points and two steals against Oklahoma State ... Tallied five points, and four assists against St. Bonaventure ... Went 3-for-3 from 3-point range to score 13 points, while adding three assists at Minnesota ... Scored 15 points and grabbed three rebounds against Kansas State ... Tallied five points and five rebounds against Norfolk State ... Posted five points and three assists against Campbell ... Dropped 14 points and added three rebounds against North Florida ... Scored nine points against Eastern Michigan ... Scored eight points and grabbed four rebounds at Oklahoma State ... Scored six points at Wake Forest ... Scored seven points at Boston College ... Put up 12 points in first career start against No. 8 North Carolina ... Dished out five assists and added four points at No. 15 Virginia ... Put up right points, five assists and grabbed four rebounds against BYU ... Scored five points and dished out three assists at Maryland ... Scored eight points and grabbed six rebounds against Boston College ... Scored 10 points against Georgia Tech.

## SEASON/CAREER GAME HIGHS

POINTS	
Season	19 vs Monmouth (11/14/11)
Career	19 vs Monmouth (11/14/11)
ACC	12 vs North Carolina (1/19/12)

MINUTES PLAYED	
Season	35 vs BYU (1/25/12)
Career	35 vs BYU (1/25/12)
ACC	33 at Virginia (1/22/12)

FIELD GOALS MADE	
Season	6 vs K-State (12/4), vs N. Florida (12/19)
Career	6 vs K-State (12/4), vs N. Florida (12/19)
ACC	5 vs North Carolina (1/19/12)

FIELD GOAL ATTEMPTS	
Season	17 vs Kansas State (12/4/11)
Career	17 vs Kansas State (12/4/11)
ACC	15 vs North Carolina (1/19/12)

3-PT FIELD GOALS MADE	
Season	3, 4x, last vs Eastern Michigan (12/22/11)
Career	3, 4x, last vs Eastern Michigan (12/22/11)
ACC	2, 4x, last vs Georgia Tech (2/18/12)

3-PT FIELD GOAL ATTEMPTS	
Season	10 vs Kansas State (12/4/11)
Career	10 vs Kansas State (12/4/11)
ACC	7 vs North Carolina (1/19/12)

FREE THROWS MADE	
Season	6 vs Monmouth (11/14/11)
Career	6 vs Monmouth (11/14/11)
ACC	2 vs Virginia (2/21/12)

FREE THROW ATTEMPTS	
Season	6 vs Monmouth (11/14/11)
Career	6 vs Monmouth (11/14/11)
ACC	4 vs Virginia (2/21/12)

REBOUNDS	
Season	6 vs Boston College (2/12/12)
Career	6 vs Boston College (2/12/12)
ACC	6 vs Boston College (2/12/12)

ASSISTS	
Season	5 at UVa (1/22), vs BYU (1/25/12)
Career	5 at UVa (1/22), vs BYU (1/25/12)
ACC	5 at Virginia (1/22/12)

BLOCKS	
Season	1, 10x, last vs NC State (3/4/12)
Career	1, 10x, last vs NC State (3/4/12)
ACC	1, 4x, last vs NC State (3/4/12)

STEALS	
Season	2, 6x, last at Clemson (3/1/12)
Career	2, 6x, last at Clemson (3/1/12)
ACC	2 at UVa (1/22), at Clemson (3/1/12)



## CAREER STATISTICS

Year	GP-GS	Min-Avg.	FGM-FGA-Pct.	3FG-FGA-Pct.	FTM-FTA-Pct.	Off.-Def.	Reb-Avg.	A-TO	Blk	Stl	TP-Avg.
11-12	31-4	684-22.1	73-206-.354	33-105-.314	26-42-.619	12-46	58-1.9	60-43	11	24	205-6.6

# DORIAN FINNEY-SMITH

FRESHMAN • FORWARD • 6-8 • 192  
PORTSMOUTH, VA. • I.C. NORCOM

# #15



## SEASON STATISTICS

Opponent	Min	FG-A-%	3FG-A-%	FT-A-%	O-D-T	A	TO	Blk	Stl	Pts
EAST TENNESSEE ST.	36	2-7-.286	0-2-.000	6-8-.750	4-12-16	5	2	4	0	10
MONMOUTH#	22	0-2-.000	0-0-.000	1-4-.250	2-5-7	3	3	0	0	1
FIU#	34	5-10-.500	2-4-.500	2-2-1.000	3-7-10	5	1	0	2	14
vs. 5 Syracuse^	28	1-3-.333	0-1-.000	0-0-.000	2-5-7	3	4	1	0	2
vs. Oklahoma State^	38	2-8-.250	2-4-.500	4-8-.500	8-6-14	1	2	0	0	10
ST. BONAVENTURE	35	4-7-.571	1-2-.500	2-4-.500	5-3-8	3	1	2	0	11
at Minnesota%	32	1-5-.200	1-3-.333	0-0-.000	1-5-6	1	1	1	1	3
KANSAS STATE	25	3-7-.429	0-0-.000	0-1-.000	2-5-7	1	1	0	1	6
at Rhode Island	35	4-11-.364	2-3-.667	1-2-.500	2-4-6	3	4	3	0	11
NORFOLK STATE	33	3-9-.333	0-2-.000	0-1-.000	3-2-5	2	3	1	0	6
CAMPBELL	30	2-6-.333	2-3-.667	4-6-.667	1-3-4	2	1	1	0	10
NORTH FLORIDA	28	3-5-.600	2-2-1.000	6-6-1.000	4-3-7	4	2	0	2	14
EASTERN MICHIGAN	31	1-6-.167	0-2-.000	4-6-.667	4-4-8	4	2	1	2	6
at Oklahoma State	28	1-5-.200	0-2-.000	0-0-.000	5-5-10	1	4	0	1	2
at Wake Forest*	33	0-1-.000	0-0-.000	0-0-.000	1-6-7	0	0	0	2	0
FLORIDA STATE*	36	4-9-.444	1-2-.500	0-0-.000	2-8-10	3	3	0	1	9
at Boston College*	30	0-4-.000	0-2-.000	0-0-.000	0-8-8	1	1	1	1	0
8/8 NORTH CAROLINA*	12	0-5-.000	0-3-.000	2-2-1.000	1-0-1	0	2	0	1	2
at 15/17 Virginia*	17	0-1-.000	0-0-.000	0-0-.000	0-1-1	0	2	0	0	0
BYU	18	0-8-.000	0-1-.000	0-0-.000	2-2-4	1	1	0	1	0
at Maryland*	17	0-3-.000	0-2-.000	1-2-.500	1-4-5	1	1	0	0	1
7/5 DUKE*	17	0-4-.000	0-1-.000	0-0-.000	1-1-2	0	2	2	0	0
CLEMSON*	35	5-8-.625	2-3-.667	0-0-.000	3-5-8	1	1	1	1	12
at Miami*	32	2-6-.667	0-1-.000	0-0-.000	2-6-8	1	2	1	0	4
BOSTON COLLEGE*	32	7-10-.700	1-2-.500	2-3-.667	7-1-8	2	2	1	1	17
at 20/21 Florida State*	30	2-6-.333	0-2-.000	1-1-1.000	1-3-4	1	4	1	1	5
GEORGIA TECH*	20	2-5-.400	2-3-.333	0-0-.000	1-1-2	0	0	1	0	6
25/arv VIRGINIA*	28	2-6-.333	2-4-.500	2-2-1.000	1-3-4	3	2	0	1	8
at 5/4 Duke*	39	2-11-.182	1-4-.250	1-8-.125	8-4-12	3	0	1	2	6
at Clemson*	24	1-4-.250	0-2-.000	2-4-.500	1-4-5	1	1	0	0	4
NC STATE*	30	5-9-.556	3-4-.750	1-1-1.000	4-4-8	1	0	0	0	14
vs. Clemson!										

\*- ACC games; # - NIT Season Tip-Off (Blacksburg, Va.); ^- NIT Season Tip-Off (New York, N.Y.); % - Big 10/ACC Challenge; !-ACC Tournament

## SEASON/CAREER GAME HIGHS

### POINTS

Season	17 vs Boston College (2/12/12)
Career	17 vs Boston College (2/12/12)
ACC	17 vs Boston College (2/12/12)

### MINUTES PLAYED

Season	39 at Duke (2/25/12)
Career	39 at Duke (2/25/12)
ACC	39 at Duke (2/25/12)

### FIELD GOALS MADE

Season	7 vs Boston College (2/12/12)
Career	7 vs Boston College (2/12/12)
ACC	7 vs Boston College (2/12/12)

### FIELD GOAL ATTEMPTS

Season	11 at URI (12/7/11), at Duke (2/25/12)
Career	11 at URI (12/7/11), at Duke (2/25/12)
ACC	11 at Duke (2/25/12)

### 3-PT FIELD GOALS MADE

Season	3 vs NC State (3/4/12)
Career	3 vs NC State (3/4/12)
ACC	3 vs NC State (3/4/12)

### 3-PT FIELD GOAL ATTEMPTS

Season	4, 5x, last vs NC State (3/4/12)
Career	4, 5x, last vs NC State (3/4/12)
ACC	4, 3x, last vs NC State (3/4/12)

### FREE THROWS MADE

Season	6 vs ETSU (11/12), vs N. Florida (12/19)
Career	6 vs ETSU (11/12), vs N. Florida (12/19)
ACC	2, 3x, last vs Virginia (2/21/12)

### FREE THROW ATTEMPTS

Season	8, 3x, last at Duke (2/25/12)
Career	8, 3x, last at Duke (2/25/12)
ACC	8 at Duke (2/25/12)

### REBOUNDS

Season	16 vs ETSU (11/12/11)
Career	16 vs ETSU (11/12/11)
ACC	12 at Duke (2/25/12)

### ASSISTS

Season	5 vs ETSU (11/12), vs FIU (11/15)
Career	5 vs ETSU (11/12), vs FIU (11/15)
ACC	3, 3x, last at Duke (2/25/12)

### BLOCKS

Season	4 vs ETSU (11/12/11)
Career	4 vs ETSU (11/12/11)
ACC	2 vs Duke (2/2/12)

### STEALS

Season	2, 5x, last at Duke (2/25/12)
Career	2, 5x, at Duke (2/25/12)
ACC	2 at WF (1/7), at Duke (2/25/12)



## 2011-2012 NOTES

Grabbed 16 boards and scored 10 points to become the first freshman to tally a double-double in his debut since Jeff Allen did so in 2007 ... Brought down seven boards against Monmouth ... Posted second career double-double with 14 points and 10 rebounds against FIU ... Earned third career double-double, scoring 10 points and grabbing 14 rebounds against Oklahoma State ... Put up 11 points and added eight boards and three assists against St. Bonaventure ... Grabbed six boards at Minnesota ... Tallied six points and seven rebounds against Kansas State ... Scored 11 points and added six boards at Rhode Island ... Added six points and five rebounds for the Hokies against Norfolk State ... Scored ten points and added four rebounds against Campbell ... Went 6-for-6 from the free throw line en route to a 14-point, seven-rebound performance against North Florida ... Brought down eight boards and added six points against Eastern Michigan ... Grabbed 10 rebounds at Oklahoma State ... Brought down seven rebounds in the ACC opener at Wake Forest ... Neared a double-double with 10 rebounds and nine points against Florida State ... Grabbed eight rebounds at Boston College ... Brought down five rebounds at Maryland ... Bounced back with a 12-point, eight-rebound game against Clemson ... Grabbed eight rebounds at Miami ... Tipped in the game-winning basket as part of a 17-point, eight-rebound performance against Boston College ... Scored six points in the win over Georgia Tech ... Scored eight points and brought down four rebounds against Virginia ... Grabbed 12 rebounds at No. 5 Duke ... Scored 14 points and added eight rebounds in the regular season finale against NC State.

## CAREER STATISTICS

Year	GP-GS	Min-Avg.	FGM-FGA-Pct.	3FG-FGA-Pct.	FTM-FTA-Pct.	Off-Def.	Reb-Avg.	A-TO	Blk	Stl	TP-Avg.
11-12	31-28	885-28.5	64-191-.335	24-66-.364	42-71-.592	82-130	212-6.8	57-55	23	21	194-6.3



# C.J. BARKSDALE

FRESHMAN • FORWARD • 6-8 • 232  
DANVILLE, VA. • HARGRAVE MIL. ACAD.

# #42



## SEASON STATISTICS

Opponent	Min	FG-A-%	3FG-A-%	FT-A-%	O-D-T	A	TO	Blk	Stl	Pts	
EAST TENNESSEE ST.	18	2-6-.333	0-0-.000	1-4-.250	3-4-7	0	0	0	0	5	
MONMOUTH#	20	0-1-.000	0-0-.000	0-0-.000	2-4-6	0	0	0	0	0	
FIU#	8	1-1-1.000	0-0-.000	0-0-.000	0-0-0	0	1	1	0	2	
vs. 5 Syracuse^	1	0-0-.000	0-0-.000	0-0-.000	1-0-1	0	1	0	0	0	
vs. Oklahoma State^	9	1-1-1.000	0-0-.000	1-1-1.000	1-0-1	0	0	1	0	3	
ST. BONAVENTURE	8	0-1-.000	0-0-.000	0-0-.000	0-2-2	0	0	1	0	0	
at Minnesota%	3	0-0-.000	0-0-.000	0-0-.000	0-0-0	0	0	0	0	0	
KANSAS STATE	17	1-1-1.000	0-0-.000	4-4-1.000	2-2-4	0	2	1	1	6	
at Rhode Island	17	2-3-.667	0-0-.000	2-2-1.000	3-4-7	2	2	0	0	6	
NORFOLK STATE	8	1-2-.500	0-0-.000	1-2-.500	2-1-3	0	0	0	0	3	
CAMPBELL	15	3-3-1.000	0-0-.000	2-2-1.000	1-1-2	0	0	1	0	8	
NORTH FLORIDA	16	3-3-1.000	0-0-.000	2-2-1.000	0-2-2	0	2	0	2	8	
EASTERN MICHIGAN	18	3-7-.429	0-0-.000	0-0-.000	6-4-10	2	1	0	1	6	
at Oklahoma State	12	0-1-.000	0-0-.000	2-2-1.000	1-2-3	0	0	0	0	2	
at Wake Forest*	7	0-1-.000	0-0-.000	0-0-.000	0-1-1	0	0	0	0	0	
FLORIDA STATE*	18	2-8-.250	0-0-.000	3-4-.750	3-0-3	1	0	0	2	7	
at Boston College*	20	1-1-1.000	0-0-.000	4-6-.667	1-3-4	0	0	0	1	6	
8/8 NORTH CAROLINA*	10	0-3-.000	0-0-.000	0-0-.000	1-0-1	1	0	0	0	0	
at 15/17 Virginia*	12	1-1-1.000	0-0-.000	0-0-.000	0-2-2	0	0	0	0	2	
BYU	10	1-3-.333	0-0-.000	2-2-1.000	2-1-3	1	1	0	0	4	
at Maryland*	11	0-1-.000	0-0-.000	0-0-.000	1-0-1	0	0	0	0	0	
7/5 DUKE*	6	0-0-.000	0-0-.000	0-0-.000	1-2-3	0	0	0	0	0	
CLEMSON*	7	0-2-.000	0-0-.000	0-0-.000	0-1-1	0	0	0	0	0	
at Miami*	6	0-0-.000	0-0-.000	0-0-.000	2-0-2	0	0	0	0	0	
BOSTON COLLEGE*	12	1-4-.250	0-0-.000	1-1-1.000	2-1-3	1	0	0	0	3	
at 20/21 Florida State*	-- Did Not Play --										
GEORGIA TECH*	20	3-5-.600	0-0-.000	2-3-.667	0-4-4	0	1	0	1	8	
25/ arv VIRGINIA*	12	1-2-.500	0-0-.000	0-0-.000	1-0-1	0	0	0	0	2	
at No. 5 Duke*	9	2-3-.667	0-0-.000	0-0-.000	1-1-2	0	1	0	0	4	
at Clemson*	10	1-2-.500	0-0-.000	0-0-.000	0-0-0	0	0	1	0	2	
NC STATE*	16	0-2-.000	0-0-.000	0-1-.000	0-2-2	0	0	2	0	0	
vs. Clemson!											

\* - ACC games; # - NIT Season Tip-Off (Blacksburg, Va.); ^ - NIT Season Tip-Off (New York, N.Y.); % - Big 10/ACC Challenge; ! - ACC Tournament

## 2011-2012 NOTES

Scored five points and grabbed seven boards in the season opener versus East Tennessee State ... Brought down six boards against Monmouth ... Scored three points in nine minutes of action against Oklahoma State ... Didn't miss a shot, going 4-for-4 from the free throw line to score six points, while also adding four rebounds ... Tallied three points and three rebounds against Norfolk State ... Scored eight points, never missing a shot, against Campbell ... Did not miss a shot for the second straight game, matching his season-best with eight points against North Florida ... Grabbed a career-high 10 boards and added six points against Eastern Michigan ... Grabbed three rebounds and scored two points at Oklahoma State ... Scored seven points and brought down three rebounds against Florida State ... Scored six points and grabbed four boards at Boston College ... Grabbed three rebounds and scored four points against BYU ... Brought down three rebounds against No. 7 Duke ... Missed the game at No. 20 Florida State after suffering an injury against Boston College ... Returned to play against Georgia Tech and scored eight points, also grabbing four rebounds in 20 minutes of play.

## SEASON/CAREER GAME HIGHS

### POINTS

Season	8, 3x last vs Georgia Tech (2/18/12)
Career	8, 3x last vs Georgia Tech (2/18/12)
ACC	8 vs Georgia Tech (2/18/12)

### MINUTES PLAYED

Season	20, 3x last vs Georgia Tech (2/18/12)
Career	20, 3x last vs Georgia Tech (2/18/12)
ACC	20 at BC (1/14), vs GT (2/18/12)

### FIELD GOALS MADE

Season	3, 4x, last vs Georgia Tech (2/18/12)
Career	3, 4x, last vs Georgia Tech (2/18/12)
ACC	3 vs Georgia Tech (2/18/12)

### FIELD GOAL ATTEMPTS

Season	8 vs Florida State (1/10/12)
Career	8 vs Florida State (1/10/12)
ACC	8 vs Florida State (1/10/12)

### 3-PT FIELD GOALS MADE

Season	N/A
Career	N/A
ACC	N/A

### 3-PT FIELD GOAL ATTEMPTS

Season	N/A
Career	N/A
ACC	N/A

### FREE THROWS MADE

Season	4 vs KSU (12/4/11), at BC (1/14/12)
Career	4 vs KSU (12/4/11), at BC (1/14/12)
ACC	4 at Boston College (1/14/12)

### FREE THROW ATTEMPTS

Season	6 at Boston College (1/14/12)
Career	6 at Boston College (1/14/12)
ACC	6 at Boston College (1/14/12)

### REBOUNDS

Season	10 vs Eastern Michigan (12/22/11)
Career	10 vs Eastern Michigan (12/22/11)
ACC	4 at BC (1/14), vs GT (2/18/12)

### ASSISTS

Season	2 at URI (12/7), vs EMU (12/22)
Career	2 at URI (12/7), vs EMU (12/22)
ACC	1, 3x, last vs Boston College (2/12/12)

### BLOCKS

Season	1, 5x, last vs Campbell (12/17/11)
Career	1, 5x, last vs Campbell (12/17/11)
ACC	N/A

### STEALS

Season	2 vs N. Florida (12/19/11), FSU (1/10/12)
Career	2 vs N. Florida (12/19/11), FSU (1/10/12)
ACC	2 vs Florida State (1/10/12)



## CAREER STATISTICS

Year	GP-GS	Min-Avg.	FGM-FGA-Pct.	3FG-FGA-Pct.	FTM-FTA-Pct.	Off.-Def.	Reb-Avg.	A-TO	Blk	Stl	TP-Avg.
11-12	30-1	356-11.9	30-68-.441	0-0-.000	27-36-.750	37-44	81-2.7	9-12	8	8	87-2.9

# MARQUIS RANKIN

FRESHMAN • GUARD • 6-1 • 165  
CHARLOTTE, N.C. • HARGRAVE MIL. ACAD.

# #10



## SEASON STATISTICS

Opponent	Min	FG-A-%	3FG-A-%	FT-A-%	O-D-T	A	TO	Blk	Stl	Pts
EAST TENNESSEE ST.	--Did Not Play --									
MONMOUTH#	--Did Not Play --									
FIU#	--Did Not Play --									
vs. 5 Syracuse^	--Did Not Play --									
vs. Oklahoma State^	--Did Not Play --									
ST. BONAVENTURE	--Did Not Play --									
at Minnesota%	--Did Not Play --									
KANSAS STATE	7	1-1-1.000	0-0-0.000	0-2-0.000	1-0-1	1	1	0	0	2
at Rhode Island	12	0-0-0.000	0-0-0.000	0-0-0.000	0-0-0	1	1	0	0	0
NORFOLK STATE	7	0-2-0.000	0-0-0.000	0-0-0.000	1-0-1	2	1	0	0	0
CAMPBELL	14	2-4-500	0-1-0.000	0-0-0.000	0-0-0	1	0	0	1	4
NORTH FLORIDA	16	0-3-0.000	0-1-0.000	0-0-0.000	0-2-2	4	0	0	2	0
EASTERN MICHIGAN	18	2-3-667	2-3-667	0-0-0.000	0-0-0	1	2	1	0	6
at Oklahoma State	5	0-0-0.000	0-0-0.000	0-0-0.000	0-0-0	0	0	0	0	0
at Wake Forest*	9	1-6-167	0-2-0.000	0-0-0.000	1-0-1	0	0	0	0	2
FLORIDA STATE*	5	1-1-1.000	0-0-0.000	0-1-0.000	0-0-0	0	2	1	0	2
at Boston College*	23	0-8-0.000	0-2-0.000	4-4-1.000	0-4-4	3	3	0	1	4
8/8 NORTH CAROLINA*	12	1-4-250	0-0-0.000	0-0-0.000	0-2-2	3	0	1	0	2
at 15/17 Virginia*	8	1-1-1.000	0-0-0.000	0-0-0.000	0-1-1	0	1	0	0	2
BYU	-- Did Not Play --									
at Maryland*	11	1-1-1.000	0-0-0.000	0-1-0.000	1-0-1	2	0	0	1	2
7/5 DUKE*	20	3-6-500	1-2-500	1-2-500	0-2-2	0	1	0	0	8
CLEMSON*	18	3-6-500	1-3-333	1-1-1.000	1-0-1	1	2	0	1	8
at Miami*	21	1-3-333	1-2-500	0-0-0.000	1-3-4	0	1	0	0	3
BOSTON COLLEGE*	12	0-2-0.000	0-1-0.000	0-0-0.000	0-2-2	1	2	0	0	0
at 20/21 Florida State*	18	0-3-0.000	0-0-0.000	0-0-0.000	0-1-1	1	0	0	0	0
GEORGIA TECH*	21	2-4-500	2-3-667	0-0-0.000	0-0-0	1	0	0	2	6
25/arv VIRGINIA*	22	2-3-667	2-3-667	2-2-1.000	0-1-1	1	2	0	0	8
at 5/4 Duke*	9	0-0-0.000	0-0-0.000	0-0-0.000	0-0-0	0	1	0	0	0
at Clemson*	14	0-1-0.000	0-0-0.000	0-0-0.000	0-0-0	1	2	0	2	0
NC STATE*	15	1-3-333	0-0-0.000	0-0-0.000	1-1-2	2	5	0	0	2
vs. Clemson!										

\*-ACC games; #- NIT Season Tip-Off (Blacksburg, Va.); ^- NIT Season Tip-Off (New York, N.Y.); % - Big 10/ACC Challenge; !-ACC Tournament

## 2011-2012 NOTES

Made collegiate debut against Kansas State after missing the first seven games recovering from knee surgery ... Scored two points and added an assist and a rebound against Kansas State ... Grabbed one rebound and added two assists against Norfolk State ... Scored four points, adding an assist and a steal against Campbell ... Dished out four assists and added two steals against North Florida ... Scored six points against Eastern Michigan ... Scored two points in his first ACC action at Wake Forest ... Scored two points against Florida State ... Grabbed four boards and scored four points at Boston College ... Scored eight points against No. 7 Duke ... Contributed eight points in the win over Clemson ... Scored six points in the win over Georgia Tech ... Scored eight points against No. 25 Virginia.

## SEASON/CAREER GAME HIGHS

### POINTS

Season	8, 3x, last vs Virginia (2/21/12)
Career	8, 3x, last vs Virginia (2/21/12)
ACC	8, 3x, last vs Virginia (2/21/12)

### MINUTES PLAYED

Season	23 at Boston College (1/14/12)
Career	23 at Boston College (1/14/12)
ACC	23 at Boston College (1/14/12)

### FIELD GOALS MADE

Season	3 vs Duke (2/2), vs Clemson (2/4/12)
Career	3 vs Duke (2/2), vs Clemson (2/4/12)
ACC	3 vs Duke (2/2), vs Clemson (2/4/12)

### FIELD GOAL ATTEMPTS

Season	8 at Boston College (1/14/12)
Career	8 at Boston College (1/14/12)
ACC	8 at Boston College (1/14/12)

### 3-PT FIELD GOALS MADE

Season	2, 3x, last vs Virginia (2/21/12)
Career	2, 3x, last vs Virginia (2/21/12)
ACC	2 vs GT (2/18), vs Virginia (2/21/12)

### 3-PT FIELD GOAL ATTEMPTS

Season	3, 4x, last vs Virginia (2/21/12)
Career	3, 4x, last vs Virginia (2/21/12)
ACC	3, 3x, last vs Virginia (2/21/12)

### FREE THROWS MADE

Season	4 at Boston College (1/14/12)
Career	4 at Boston College (1/14/12)
ACC	4 at Boston College (1/14/12)

### FREE THROW ATTEMPTS

Season	4 at Boston College (1/14/12)
Career	4 at Boston College (1/14/12)
ACC	4 at Boston College (1/14/12)

### REBOUNDS

Season	4 at BC(1/14), at Miami (2/9/12)
Career	4 at BC (1/14), at Miami (2/9/12)
ACC	4 at BC (1/14), at Miami (2/9/12)

### ASSISTS

Season	4 vs North Florida (12/19/11)
Career	4 vs North Florida (12/19/11)
ACC	3 at BC (1/14/12), vs UNC (1/19/12)

### BLOCKS

Season	1 vs EMU (12/22/11), FSU (1/10/12)
Career	1 vs EMU (12/22/11), FSU (1/10/12)
ACC	1 vs Florida State (1/10/12)

### STEALS

Season	2 vs N. Florida (12/19/11), vs GT (2/18/12)
Career	2 vs N. Florida (12/19/11), vs GT (2/18/12)
ACC	2 vs Georgia Tech (2/18/12)



## CAREER STATISTICS

Year	GP-GS	Min-Avg.	FGM-FGA-Pct.	3FG-FGA-Pct.	FTM-FTA-Pct.	Off.-Def.	Reb-Avg.	A-TO	Blk	Stl	TP-Avg.
11-12	23-6	317-13.8	22-65-.338	9-23-.391	8-13-.615	7-19	26-1.1	26-27	3	10	61-2.7

# JOEY RACER

SENIOR • GUARD • 6-1 • 165  
BERRYVILLE, VA. • CLARKE COUNTY

# #24



## SEASON STATISTICS

Opponent	Min	FG-A-%	3FG-A-%	FT-A-%	O-D-T	A	TO	Blk	Stl	Pts
MONMOUTH#	5	0-0-.000	0-0-.000	0-0-.000	0-0-0	0	2	0	0	0
FIU#	1	1-1-1.000	0-0-.000	0-0-.000	0-1-1	0	0	0	0	2
CAMPBELL	3	0-2-.000	0-0-.000	0-0-.000	0-1-1	0	1	0	0	0
NORTH FLORIDA	2	0-1-.000	0-0-.000	0-0-.000	0-0-0	0	0	0	0	0
EASTERN MICHIGAN	3	0-2-.000	0-2-.000	0-0-.000	2-0-2	0	1	0	0	0
NC STATE*	3	0-2-.000	0-1-.000	0-0-.000	0-0-0	0	0	0	0	0

\*- ACC games; # - NIT Season Tip-Off (Blacksburg, Va.)

## 2010-2011 NOTES

Saw five minutes on the court against Monmouth ... Made only shot and added a rebound against FIU ... Brought down one rebound in three minutes of action against Campbell ... Saw two minutes of action against North Florida ... Grabbed two rebounds against Eastern Michigan ... Made first career start on Senior Day against NC State.

# WILL JOHNSTON

FRESHMAN • GUARD • 6-3 • 185  
MIDLOTHIAN, VA. • MIDLOTHIAN

# #25



## SEASON STATISTICS

Opponent	Min	FG-A-%	3FG-A-%	FT-A-%	O-D-T	A	TO	Blk	Stl	Pts
CAMPBELL	3	0-0-.000	0-0-.000	0-0-.000	0-0-0	0	0	0	0	0
NORTH FLORIDA	2	0-1-.000	0-1-.000	0-0-.000	0-0-0	0	0	0	0	0
EASTERN MICHIGAN	3	1-2-.500	1-2-.500	0-0-.000	0-0-0	0	0	0	0	3
at 15/17 Virginia*	0+	0-0-.000	0-0-.000	0-0-.000	0-0-0	0	0	0	0	0

\*- ACC games

## 2010-2011 NOTES

Made collegiate debut against Campbell ... Saw two minutes of action against North Florida ... Scored first collegiate points sinking one three against Eastern Michigan.

# JOEY van ZEGEREN

FRESHMAN • FORWARD • 6-10 • 220  
HOOGVEEN, THE NETHERLANDS • CANARIAS

# #2



## SEASON STATISTICS

Opponent	Min	FG-A-%	3FG-A-%	FT-A-%	O-D-T	A	TO	Blk	Stl	Pts
EAST TENNESSEE ST.	2	0-0-0.00	0-0-.000	0-0-.000	0-0-0	0	0	0	0	0
MONMOUTH#	5	0-0-.000	0-0-.000	0-0-.000	0-0-0	0	0	1	0	0
FIU#	1	0-0-.000	0-0-.000	0-0-.000	0-0-0	0	0	0	0	0

## 2010-2011 NOTES

Saw two minutes of action in season opener against East Tennessee State ... Blocked one shot in five minutes of action against Monmouth ... Will apply for a medical redshirt this season due to a concussion suffered early in the season and continued symptoms.



# GAME 31

NC STATE 70, VIRGINIA TECH 58

MARCH 4, 2012 • 6 P.M. • BLACKSBURG, VA.

N.C. State used big runs in both the first and second halves, and that enabled the Wolfpack to pull away from Virginia Tech 70-58 in the ACC regular-season finale held Sunday night at Cassell Coliseum.

The loss marked the fourth straight for the Hokies, who fell to 15-16 on the season, 4-12 in the ACC. Tech will be the No. 10 seed in the ACC Tournament, which starts on Thursday at Philips Arena in Atlanta. The Hokies will play No. 7 seed Clemson at 7 p.m. The two teams split during the regular season, each winning on its home court.

Scott Wood scored 19 points and C.J. Leslie added 18 to lead the Wolfpack (20-11, 9-7 ACC), which snapped a four-game losing streak to the Hokies and clinched the No. 5 seed in the ACC Tournament. The Wolfpack will play No. 12 seed Boston College at 2:30 p.m.

N.C. State trailed early, but used a 16-2 run midway through the first half to take the lead for good, with Wood and Leslie scoring six each in that run.

In the second half, the Hokies cut the Wolfpack lead to 51-47 on an **Erick Green** jumper with 10:30 remaining, but N.C. State coach Mark Gottfried switched his defense from man-to-man to a 2-3 zone. The Wolfpack then answered with an 11-0 run and never looked back.

Wood hit 5 of 11 from the floor, including three 3-pointers, and made all six of his free-throw attempts. Leslie hit 7 of 9 from the floor, as the Wolfpack shot 51.1 percent (23 of 45). He also grabbed 11 rebounds, leading the Wolfpack to a 40-25 advantage on the glass.

**Cadarian Raines** scored 15 points for the Hokies, who shot just 36.7 percent (22 of 60). **Dorian Finney-Smith** added 14 points and eight rebounds.

## NC STATE (20-11, 9-7 ACC)

Player	MP	FG	FT	TR	PF	A	TO	Blk	Stl	TP
Lorenzo Brown, g	34	4-8	2-3	3	1	4	5	1	1	10
CJ Williams, g	32	3-5	2-2	1	2	1	0	1	2	8
Richard Howell, f	18	3-5	1-2	10	3	0	3	0	0	7
CJ Leslie, f	38	7-9	4-6	11	2	0	6	0	0	18
Scott Wood, f	35	5-11	6-6	5	3	2	1	0	1	19
DeShawn Painter	21	0-5	1-2	5	4	0	1	0	0	1
Alex Johnson	20	1-2	3-4	2	4	1	2	0	0	5
Tyler Harris	2	0-0	2-2	0	0	0	0	0	0	2
TEAM				3						
Totals	200	23-45	21-27	40	19	8	18	2	4	70

## VIRGINIA TECH (15-16, 4-12 ACC)

Player	MP	FG	FT	TR	PF	A	TO	Blk	Stl	TP
Dorenzo Hudson, g	36	2-10	1-4	3	2	0	1	0	0	5
Erick Green, g	32	4-13	4-5	0	1	5	0	0	0	12
Joey Racer, g	3	0-2	0-0	0	0	0	0	0	0	0
Cadarian Racer, f	32	6-10	3-7	5	3	0	0	0	2	15
Jarell Eddie, f	12	2-4	0-0	0	5	0	0	0	0	5
Robert Brown	24	2-7	0-0	2	2	2	1	1	1	5
Marquis Rankin	15	1-3	0-0	2	2	2	5	0	0	2
Dorian Finney-Smith	30	5-9	1-1	8	4	1	0	0	0	14
C.J. Barksdale	16	0-2	0-1	2	1	0	0	2	0	0
TEAM				3						
Totals	200	22-60	9-18	25	20	10	7	3	3	58

**3-Pointers**.....VT 5 (Finney-Smith 3, Brown, Eddie)

.....NCST 3 (Wood 3)

**Blocks**..... VT 3 (Barksdale 2, Brown)

.....NCST 2 (Brown, Williams)

**Steals**.....VT 3 (Raines 2, Brown)

.....NCST 4 (Williams 2, Brown, Wood)

**Officials** .....Kersey, Lindsay, Styons

**Technical** .....None

**Attendance**.....9,847

### Percentages:

NC State	FG%...51.1	3FG%...27.3	FT%...77.8
Virginia Tech	FG%...36.7	3FG%...25.0	FT%...50.0

NC State	38	32	—	70
Virginia Tech	29	29	—	58

# GAME 32

VIRGINIA TECH vs. CLEMSON

MARCH 8, 2012 • 7 P.M. • ATLANTA, GA.

ACC TOURNAMENT FIRST ROUND

**THE STAT CREW SYSTEM**  
**Virginia Tech Combined Team Statistics (as of Mar 04, 2012)**  
**All games**

<b>RECORD:</b>	<b>OVERALL</b>	<b>HOME</b>	<b>AWAY</b>	<b>NEUTRAL</b>
ALL GAMES	15-16	11-7	3-8	1-1
CONFERENCE	4-12	3-5	1-7	0-0
NON-CONFERENCE	11-4	8-2	2-1	1-1

#	Player	gp-gs	min	avg	Total		3-Point		F-Throw		Rebounds					pts	avg					
					fg-fga	fg%	3fg-fga	3fg%	ft-fa	ft%	off	def	tot	avg	pf			dq	a	to	blk	stl
11	Erick Green	29-28	998	34.4	160-361	.443	39-104	.375	84-105	.800	18	75	93	3.2	50	0	82	44	4	40	443	15.3
05	Dorenzo Hudson	31-24	904	29.2	109-275	.396	32-98	.327	84-104	.808	26	60	86	2.8	43	0	50	60	3	22	334	10.8
31	Jarell Eddie	31-30	853	27.5	91-209	.435	52-116	.448	55-64	.859	17	140	157	5.1	98	4	44	45	14	16	289	9.3
14	Victor Davila	25-25	572	22.9	74-130	.569	0-0	.000	40-62	.645	36	70	106	4.2	66	2	16	36	15	10	188	7.5
01	Robert Brown	31-4	684	22.1	73-206	.354	33-105	.314	26-42	.619	12	46	58	1.9	59	0	60	43	11	24	205	6.6
15	Dorian Finney-Smith	31-28	885	28.5	64-191	.335	24-66	.364	42-71	.592	82	130	212	6.8	86	2	57	55	23	21	194	6.3
04	Cadarian Raines	31-7	560	18.1	78-149	.523	0-0	.000	24-48	.500	57	64	121	3.9	76	3	13	24	24	22	180	5.8
21	Tyrone Garland	8-1	86	10.8	13-26	.500	2-9	.222	9-12	.750	3	1	4	0.5	8	0	10	10	0	3	37	4.6
42	C.J. Barksdale	30-1	356	11.9	30-68	.441	0-0	.000	27-36	.750	37	44	81	2.7	28	0	9	12	8	8	87	2.9
10	Marquis Rankin	23-6	317	13.8	22-65	.338	9-23	.391	8-13	.615	7	19	26	1.1	32	1	26	27	3	10	61	2.7
25	Will Johnston	4-0	8	2.0	1-3	.333	1-3	.333	0-0	.000	0	0	0	0.0	0	0	0	0	0	0	3	0.8
24	Joey Racer	6-1	17	2.8	1-8	.125	0-3	.000	0-0	.000	2	2	4	0.7	1	0	0	4	0	0	2	0.3
02	Joey van Zegeren	3-0	10	3.3	0-0	.000	0-0	.000	0-0	.000	0	0	0	0.0	2	0	0	0	1	0	0	0.0
Team											47	47	94				10					
Total.....		31	6250		716-1691	.423	192-527	.364	399-557	.716	344	698	1042	33.6	549	12	367	370	106	176	2023	65.3
Opponents.....		31	6250		690-1653	.417	142-506	.281	412-594	.694	360	699	1059	34.2	514	-	317	395	124	161	1934	62.4

<b>TEAM STATISTICS</b>	<b>VT</b>	<b>OPP</b>	<b>Date</b>	<b>Opponent</b>	<b>Score</b>	<b>Att.</b>			
SCORING	2023	1934	11/12/11	EAST TENNESSEE STATE	w	64-53	7189		
Points per game	65.3	62.4	11/14/11	MONMOUTH	w	91-46	3052		
Scoring margin	+2.9	-	11/15/11	FLORIDA INTERNATIONAL	w	78-63	3148		
FIELD GOALS-ATT	716-1691	690-1653	11/23/11	vs Syracuse	L	58-69	8293		
Field goal pct	.423	.417	11-25-11	vs Oklahoma State	w	59-57	8477		
3 POINT FG-ATT	192-527	142-506	11/27/11	ST. BONAVENTURE	w	73-64	8710		
3-point FG pct	.364	.281	11/30/11	at Minnesota	L	55-58	10487		
3-pt FG made per game	6.2	4.6	12/04/11	KANSAS STATE	L	61-69	8782		
FREE THROWS-ATT	399-557	412-594	12/07/11	at Rhode Island	w	78-67	3982		
Free throw pct	.716	.694	12/11/11	NORFOLK STATE	w	73-60	8869		
F-Throws made per game	12.9	13.3	12/17/11	CAMPBELL	w	85-60	8854		
REBOUNDS	1042	1059	12/19/11	NORTH FLORIDA	w	84-55	8818		
Rebounds per game	33.6	34.2	12/22/11	EASTERN MICHIGAN	w	71-50	9563		
Rebounding margin	-0.5	-	12-31-11	at Oklahoma State	w	67-61	12500		
ASSISTS	367	317	* 01/07/12	at Wake Forest	L	55-58	10037		
Assists per game	11.8	10.2	* 01/10/12	FLORIDA STATE	L	59-63	7256		
TURNOVERS	370	395	* 1-14-12	at Boston College	L	59-61	5038		
Turnovers per game	11.9	12.7	* 01/19/12	NORTH CAROLINA	L	68-82	9847		
Turnover margin	+0.8	-	* 01/22/12	at Virginia	w	47-45	14021		
Assist/turnover ratio	1.0	0.8	01/25/12	BYU	L	68-70	9231		
STEALS	176	161	* 01/28/12	at Maryland	L	69-73	16976		
Steals per game	5.7	5.2	* 02/02/12	DUKE	L	60-75	9847		
BLOCKS	106	124	* 02/04/12	CLEMSON	w	67-65	9426		
Blocks per game	3.4	4.0	* 02-09-12	at Miami	L	49-65	4292		
ATTENDANCE	151113	122275	* 02/12/12	BOSTON COLLEGE	w	66-65	9171		
Home games-Avg/Game	18-8395	11-9591	* 02/16/12	at Florida State	L	47-48	10123		
Neutral site-Avg/Game	-	2-8385	* 02/18/12	GEORGIA TECH	Wot	74-73	9847		
Score by Periods	1st	2nd	OT	Totals	* 02/21/12	VIRGINIA	L	59-61	9656
Virginia Tech	902	1105	16	2023	* 02-25-12	at Duke	Lot	65-70	9314
Opponents	857	1057	20	1934	* 3/1/12	at Clemson	L	56-58	8735
					* 03/04/12	NC STATE	L	58-70	9847

\* - Conference game

**THE STAT CREW SYSTEM**  
**Virginia Tech Combined Team Statistics (as of Mar 04, 2012)**  
**Conference games**

<b>RECORD:</b>	<b>OVERALL</b>	<b>HOME</b>	<b>AWAY</b>	<b>NEUTRAL</b>
ALL GAMES	4-12	3-5	1-7	0-0
CONFERENCE	4-12	3-5	1-7	0-0
NON-CONFERENCE	0-0	0-0	0-0	0-0

##	Player	gp-gs	min	avg	Total		3-Point		F-Throw		Rebounds					pf	dq	a	to	blk	stl	pts	avg
					fg-fga	fg%	3fg-fga	3fg%	ft-fta	ft%	off	def	tot	avg									
11	Erick Green	15-15	543	36.2	86-210	.410	20-56	.357	39-52	.750	7	39	46	3.1	28	0	39	18	2	20	231	15.4	
05	Dorenzo Hudson	16-10	460	28.8	52-138	.377	18-50	.360	33-46	.717	13	30	43	2.7	22	0	24	30	1	11	155	9.7	
31	Jarell Eddie	16-15	465	29.1	44-113	.389	28-69	.406	27-31	.871	10	61	71	4.4	52	4	22	27	8	7	143	8.9	
14	Victor Davila	10-10	251	25.1	31-51	.608	0-0	.000	16-22	.727	22	32	54	5.4	25	0	7	14	4	2	78	7.8	
04	Cadarian Raines	16-7	328	20.5	45-90	.500	0-0	.000	13-28	.464	28	27	55	3.4	38	1	4	9	9	9	103	6.4	
15	Dorian Finney-Smith	16-13	432	27.0	32-92	.348	12-35	.343	12-23	.522	34	59	93	5.8	40	1	18	23	9	11	88	5.5	
01	Robert Brown	16-3	354	22.1	29-95	.305	13-45	.289	6-12	.500	6	20	26	1.6	30	0	28	24	5	13	77	4.8	
10	Marquis Rankin	16-5	238	14.9	17-52	.327	7-18	.389	8-11	.727	5	17	22	1.4	27	1	16	22	2	7	49	3.1	
42	C.J. Barksdale	15-1	176	11.7	12-35	.343	0-0	.000	10-15	.667	13	17	30	2.0	15	0	3	2	3	4	34	2.3	
25	Will Johnston	1-0	0	0.0	0-0	.000	0-0	.000	0-0	.000	0	0	0	0.0	0	0	0	0	0	0	0	0.0	
24	Joey Racer	1-1	3	3.0	0-2	.000	0-1	.000	0-0	.000	0	0	0	0.0	0	0	0	0	0	0	0	0.0	
Team													23	18	41			4					
Total.....		16	3250		348-878	.396	98-274	.358	164-240	.683	161	320	481	30.1	277	7	161	173	43	84	958	59.9	
Opponents.....		16	3250		365-815	.448	83-258	.322	219-312	.702	178	396	574	35.9	245	-	164	215	70	78	1032	64.5	

<b>TEAM STATISTICS</b>	<b>VT</b>	<b>OPP</b>	<b>Date</b>	<b>Opponent</b>	<b>Score</b>	<b>Att.</b>
SCORING	958	1032	* 01/07/12	at Wake Forest	L 55-58	10037
Points per game	59.9	64.5	* 01/10/12	FLORIDA STATE	L 59-63	7256
Scoring margin	-4.6	-	* 1-14-12	at Boston College	L 59-61	5038
FIELD GOALS-ATT	348-878	365-815	* 01/19/12	NORTH CAROLINA	L 68-82	9847
Field goal pct	.396	.448	* 01/22/12	at Virginia	w 47-45	14021
3 POINT FG-ATT	98-274	83-258	* 01/28/12	at Maryland	L 69-73	16976
3-point FG pct	.358	.322	* 02/02/12	DUKE	L 60-75	9847
3-pt FG made per game	6.1	5.2	* 02/04/12	CLEMSON	w 67-65	9426
FREE THROWS-ATT	164-240	219-312	* 02-09-12	at Miami	L 49-65	4292
Free throw pct	.683	.702	* 02/12/12	BOSTON COLLEGE	w 66-65	9171
F-Throws made per game	10.3	13.7	* 02/16/12	at Florida State	L 47-48	10123
REBOUNDS	481	574	* 02/18/12	GEORGIA TECH	Wot 74-73	9847
Rebounds per game	30.1	35.9	* 02/21/12	VIRGINIA	L 59-61	9656
Rebounding margin	-5.8	-	* 02-25-12	at Duke	Lot 65-70	9314
ASSISTS	161	164	* 3/1/12	at Clemson	L 56-58	8735
Assists per game	10.1	10.3	* 03/04/12	NC STATE	L 58-70	9847
TURNOVERS	173	215				
Turnovers per game	10.8	13.4				
Turnover margin	+2.6	-				
Assist/turnover ratio	0.9	0.8				
STEALS	84	78				
Steals per game	5.3	4.9				
BLOCKS	43	70				
Blocks per game	2.7	4.4				
ATTENDANCE	74897	78536				
Home games-Avg/Game	8-9362	8-9817				
Neutral site-Avg/Game	-	0-0				

<b>Score by Periods</b>	<b>1st</b>	<b>2nd</b>	<b>OT</b>	<b>Totals</b>
Virginia Tech	442	500	16	958
Opponents	486	526	20	1032

\* - Conference game



**THE STAT CREW SYSTEM**  
**Virginia Tech Team Game-by-Game Comparison (as of Mar 04, 2012)**  
**All games**

Opponent	1st	2nd	Score	Mar	Total FG	FG Pct	3-Pointers	3FG Pct	Free Throws	FT Pct	Rebounds	Assist	T/Over	Block	Steal	Fouls
EAST TENNESSEE STATE	24/21	40/32	64-53	+11	19-48/19-64	.396/.297	5-18/2-17	.278/.118	21-30/13-22	.700/.591	42/39 +3	13/4	15/13	9/1	7/5	19/19
MONMOUTH	42/24	49/22	91-46	+45	30-48/15-56	.625/.268	10-15/1-17	.667/.059	21-35/15-29	.600/.517	40/35 +5	20/4	14/15	6/0	8/3	24/23
FLORIDA INTERNATIONAL	33/26	45/37	78-63	+15	28-54/20-57	.519/.351	7-19/4-16	.368/.250	15-19/19-23	.789/.826	35/29 +6	20/9	16/11	5/3	3/7	22/21
Syracuse	29/27	29/42	58-69	(11)	20-47/28-58	.426/.483	8-19/7-15	.421/.467	10-12/6-8	.833/.750	27/32 (5)	15/17	16/9	3/6	5/8	15/14
Oklahoma State	32/23	27/34	59-57	+2	18-57/20-49	.316/.408	4-16/3-17	.250/.176	19-30/14-21	.633/.667	46/35 +11	7/9	11/11	4/5	6/3	20/25
ST. BONAVENTURE	25/21	48/43	73-64	+9	23-47/24-63	.489/.381	7-15/5-16	.467/.313	20-25/11-13	.800/.846	28/36 (8)	13/14	10/13	6/1	6/3	17/20
Minnesota	28/25	27/33	55-58	(3)	20-53/24-48	.377/.500	8-17/2-13	.471/.154	7-7/8-15	1000/.533	32/30 +2	12/17	12/9	3/5	6/9	17/12
KANSAS STATE	28/22	33/47	61-69	(8)	22-65/23-55	.338/.418	3-18/3-13	.167/.231	14-21/20-33	.667/.606	45/42 +3	6/10	13/12	5/6	6/8	27/18
Rhode Island	28/27	50/40	78-67	+11	30-55/22-55	.545/.400	7-16/2-11	.438/.182	11-13/21-24	.846/.875	33/29 +4	17/10	14/11	5/4	9/5	20/12
NORFOLK STATE	39/34	34/26	73-60	+13	25-59/22-45	.424/.489	7-15/5-14	.467/.357	16-20/11-17	.800/.647	36/28 +8	10/10	9/13	3/7	5/3	16/18
CAMPBELL	32/29	53/31	85-60	+25	29-53/26-59	.547/.441	5-12/1-12	.417/.083	22-27/7-14	.815/.500	27/33 (6)	17/10	9/15	3/3	7/5	16/19
NORTH FLORIDA	40/31	44/24	84-55	+29	32-59/21-51	.542/.412	7-17/5-16	.412/.313	13-16/8-15	.813/.533	37/25 +12	19/9	12/16	5/2	11/4	15/13
EASTERN MICHIGAN	27/9	44/41	71-50	+21	24-53/16-57	.453/.281	7-22/6-25	.318/.240	16-22/12-13	.727/.923	43/31 +12	17/7	15/13	2/4	7/7	11/19
Oklahoma State	28/23	39/38	67-61	+6	24-59/23-55	.407/.418	4-16/8-22	.250/.364	15-17/7-11	.882/.636	47/24 +23	6/9	16/12	2/3	3/6	14/17
Wake Forest	24/32	31/26	55-58	(3)	23-58/20-52	.397/.385	6-22/8-18	.273/.444	3-6/10-13	.500/.769	31/42 (11)	10/13	10/16	4/6	7/3	14/12
FLORIDA STATE	21/30	38/33	59-63	(4)	18-59/21-51	.305/.412	2-12/4-13	.167/.308	21-24/17-22	.875/.773	34/38 (4)	6/8	12/19	4/15	5/5	20/25
Boston College	27/29	32/32	59-61	(2)	17-47/19-42	.362/.452	4-14/4-12	.286/.333	21-28/19-28	.750/.679	30/28 +2	6/7	17/19	2/2	7/7	23/19
NORTH CAROLINA	39/34	29/48	68-82	(14)	25-68/30-66	.368/.455	13-31/4-14	.419/.286	5-6/18-21	.833/.857	28/51 (23)	14/12	8/14	3/9	6/4	17/11
Virginia	23/19	24/26	47-45	+2	19-42/15-46	.452/.326	5-13/1-14	.385/.071	4-7/14-22	.571/.636	27/34 (7)	10/4	13/12	2/1	5/5	19/13
BYU	25/29	43/41	68-70	(2)	24-56/22-66	.429/.333	5-18/5-24	.278/.208	15-23/21-24	.652/.875	43/37 +6	14/14	15/7	2/4	3/7	19/19
Maryland	19/32	50/41	69-73	(4)	24-61/22-47	.393/.468	6-16/7-17	.375/.412	15-20/22-32	.750/.688	32/37 (5)	14/7	10/16	2/2	4/4	22/19
DUKE	28/38	32/37	60-75	(15)	23-52/27-57	.442/.474	3-13/8-18	.231/.444	11-14/13-16	.786/.813	29/33 (4)	5/12	13/7	4/2	3/5	16/17
CLEMSON	42/28	25/37	67-65	+2	24-58/25-66	.414/.379	6-20/2-17	.300/.118	13-15/13-19	.867/.684	34/43 (9)	12/9	9/10	4/6	4/2	19/15
Miami	22/30	27/35	49-65	(16)	19-54/24-58	.352/.414	5-15/7-20	.333/.350	6-9/10-15	.667/.667	40/32 +8	10/13	17/9	3/7	6/6	13/7
BOSTON COLLEGE	27/29	39/36	66-65	+1	27-60/24-43	.450/.558	6-15/9-22	.400/.409	6-10/8-9	.600/.889	33/19 +14	11/13	10/10	2/4	5/6	12/10
Florida State	23/25	24/23	47-48	(1)	17-52/20-50	.327/.400	6-18/7-20	.333/.350	7-16/1-8	.438/.125	31/41 (10)	9/10	7/15	3/6	9/2	13/19
GEORGIA TECH	28/31	37/34	74-73	+1	24-52/28-48	.462/.583	11-20/7-13	.550/.538	15-19/10-11	.789/.909	18/32 (14)	14/14	5/14	2/1	7/2	12/14
VIRGINIA	35/32	24/29	59-61	(2)	18-40/25-42	.450/.595	8-16/6-15	.500/.400	15-21/5-10	.714/.500	21/24 (3)	8/14	11/12	1/2	4/8	15/19
Duke	24/26	34/32	65-70	(5)	27-66/20-52	.409/.385	4-13/6-24	.308/.250	7-16/24-34	.438/.706	38/44 (6)	11/7	10/12	3/3	4/2	25/13
Clemson	31/33	25/25	56-58	(2)	21-49/22-50	.429/.440	8-16/0-10	.500/.000	6-11/14-25	.545/.560	30/36 (6)	11/13	14/12	1/2	5/13	17/13
NC STATE	29/38	29/32	58-70	(12)	22-60/23-45	.367/.511	5-20/3-11	.250/.273	9-18/21-27	.500/.778	25/40 (15)	10/8	7/18	3/2	3/4	20/19

Note: Game totals are displayed in the format TEAM/OPPONENT for each category

**THE STAT CREW SYSTEM**  
**Virginia Tech Points-Rebounds-Assists (as of Mar 04, 2012)**  
**All games**

Opponent	Date	Score		01	02	04	05	10	11	14
				BROWN,ROBE	ZEGEREN,JO	RAINES,CAD	HUDSON,DOR	RANKIN,MAR	GREEN,ERIC	DAVILA,VIC
EAST TENNESSEE STATE	11/12/11	64-53	w	12-3-0	0-0-0	0-2-0	9-2-1	DNP	DNP	7-6-3
MONMOUTH	11/14/11	91-46	w	19-1-3	0-0-0	5-6-2	18-4-3	DNP	11-2-5	6-5-0
FLORIDA INTERNATIONAL	11/15/11	78-63	w	2-2-3	0-0-0	2-1-1	31-5-2	DNP	12-2-0	11-7-2
vs Syracuse	11/23/11	58-69	L	3-1-3	DNP	3-1-0	13-2-2	DNP	14-5-2	6-2-0
vs Oklahoma State	11-25-11	59-57	w	8-1-1	DNP	3-9-1	7-3-1	DNP	18-1-1	2-5-1
ST. BONAVENTURE	11/27/11	73-64	w	5-2-4	DNP	6-4-0	8-3-1	DNP	19-3-4	13-2-0
at Minnesota	11/30/11	55-58	L	13-1-3	DNP	0-1-0	0-3-3	DNP	25-4-4	10-7-0
KANSAS STATE	12/04/11	61-69	L	15-3-1	DNP	6-5-0	7-4-0	2-1-1	14-7-3	1-1-0
at Rhode Island	12/07/11	78-67	w	2-1-3	DNP	12-4-1	8-3-4	0-0-1	24-2-1	0-1-0
NORFOLK STATE	12/11/11	73-60	w	5-5-1	DNP	10-7-2	7-2-1	0-1-2	12-4-1	6-0-0
CAMPBELL	12/17/11	85-60	w	5-1-3	DNP	5-3-1	15-1-3	4-0-1	12-2-6	15-3-0
NORTH FLORIDA	12/19/11	84-55	w	14-3-1	DNP	4-11-0	16-3-1	0-2-4	12-1-8	8-2-1
EASTERN MICHIGAN	12/22/11	71-50	w	9-0-0	DNP	10-4-1	8-2-3	6-0-1	12-3-4	5-4-1
at Oklahoma State	12-31-11	67-61	w	8-4-1	DNP	4-4-0	18-5-0	0-0-0	16-7-3	8-3-1
at Wake Forest	01/07/12	55-58	L	6-0-1	DNP	0-2-0	8-2-3	2-1-0	19-7-6	8-7-0
FLORIDA STATE	01/10/12	59-63	L	0-1-0	DNP	4-4-0	8-5-1	2-0-0	21-2-0	0-1-0
at Boston College	1-14-12	59-61	L	7-0-0	DNP	7-2-0	13-3-2	4-4-3	DNP	14-4-0
NORTH CAROLINA	01/19/12	68-82	L	12-1-3	DNP	2-2-0	16-1-0	2-2-3	17-3-5	2-8-0
at Virginia	01/22/12	47-45	w	4-1-5	DNP	2-2-0	12-1-0	2-1-0	15-2-2	2-5-1
BYU	01/25/12	68-70	L	8-4-5	DNP	7-4-0	14-1-1	DNP	11-4-1	12-4-0
at Maryland	01/28/12	69-73	L	5-3-3	DNP	4-5-0	14-3-1	2-1-2	18-2-4	14-8-2
DUKE	02/02/12	60-75	L	3-0-1	DNP	4-1-0	6-1-0	8-2-0	17-7-1	16-7-2
CLEMSON	02/04/12	67-65	w	2-1-3	DNP	8-4-0	6-3-2	8-1-1	10-2-2	6-4-0
at Miami	02-09-12	49-65	L	3-3-1	DNP	2-1-1	8-1-5	3-4-0	17-5-0	6-6-1
BOSTON COLLEGE	02/12/12	66-65	w	8-6-2	DNP	4-4-0	11-1-2	0-2-1	10-1-2	10-4-1
at Florida State	02/16/12	47-48	L	2-3-1	DNP	4-6-1	7-4-2	0-1-1	18-4-3	DNP
GEORGIA TECH	02/18/12	74-73	w	10-2-1	DNP	13-2-2	5-1-2	6-0-1	14-3-4	DNP
VIRGINIA	02/21/12	59-61	L	4-0-2	DNP	6-2-0	9-4-2	8-1-1	19-2-0	DNP
at Duke	02-25-12	65-70	L	2-2-0	DNP	16-5-0	16-5-1	0-0-0	16-2-2	DNP
at Clemson	3/1/12	56-58	L	4-1-3	DNP	12-8-0	11-5-1	0-0-1	8-4-3	DNP
NC STATE	03/04/12	58-70	L	5-2-2	DNP	15-5-0	5-3-0	2-2-2	12-0-5	DNP

Opponent	Date	Score		15	21	24	25	31	42
				FINNEY-SMI	GARLAND,TY	RACER,JOEY	JOHNSTON,W	EDDIE,JARE	BARKSDALE,
EAST TENNESSEE STATE	11/12/11	64-53	w	10-16-5	13-0-3	DNP	DNP	8-2-1	5-7-0
MONMOUTH	11/14/11	91-46	w	1-7-3	18-2-1	0-0-0	DNP	13-3-2	0-6-1
FLORIDA INTERNATIONAL	11/15/11	78-63	w	14-10-5	2-0-5	2-1-0	DNP	0-5-2	2-0-0
vs Syracuse	11/23/11	58-69	L	2-7-3	0-0-0	DNP	DNP	17-4-5	0-1-0
vs Oklahoma State	11-25-11	59-57	w	10-14-1	4-2-0	DNP	DNP	4-7-1	3-1-0
ST. BONAVENTURE	11/27/11	73-64	w	11-8-3	0-0-0	DNP	DNP	11-4-1	0-2-0
at Minnesota	11/30/11	55-58	L	3-6-1	0-0-1	DNP	DNP	4-3-0	0-0-0
KANSAS STATE	12/04/11	61-69	L	6-7-1	DNP	DNP	DNP	4-5-0	6-4-0
at Rhode Island	12/07/11	78-67	w	11-6-3	0-0-0	DNP	DNP	15-6-2	6-7-2
NORFOLK STATE	12/11/11	73-60	w	6-5-2	DNP	DNP	DNP	24-7-1	3-3-0
CAMPBELL	12/17/11	85-60	w	10-4-2	DNP	0-1-0	0-0-0	11-8-1	8-2-0
NORTH FLORIDA	12/19/11	84-55	w	14-7-4	DNP	0-0-0	0-0-0	8-4-0	8-2-0
EASTERN MICHIGAN	12/22/11	71-50	w	6-8-4	DNP	0-2-0	3-0-0	6-7-1	6-10-2
at Oklahoma State	12-31-11	67-61	w	2-10-1	DNP	DNP	DNP	9-7-0	2-3-0
at Wake Forest	01/07/12	55-58	L	0-7-0	DNP	DNP	DNP	12-3-0	0-1-0
FLORIDA STATE	01/10/12	59-63	L	9-10-3	DNP	DNP	DNP	8-3-1	7-3-1
at Boston College	1-14-12	59-61	L	0-8-1	DNP	DNP	DNP	8-4-0	6-4-0
NORTH CAROLINA	01/19/12	68-82	L	2-1-0	DNP	DNP	DNP	15-6-2	0-1-1
at Virginia	01/22/12	47-45	w	0-1-0	DNP	DNP	0-0-0	8-10-2	2-2-0
BYU	01/25/12	68-70	L	0-4-1	DNP	DNP	DNP	12-14-5	4-3-1
at Maryland	01/28/12	69-73	L	1-5-1	DNP	DNP	DNP	11-3-1	0-1-0
DUKE	02/02/12	60-75	L	0-2-0	DNP	DNP	DNP	6-3-1	0-3-0
CLEMSON	02/04/12	67-65	w	12-8-1	DNP	DNP	DNP	15-6-3	0-1-0
at Miami	02-09-12	49-65	L	4-8-1	DNP	DNP	DNP	6-7-1	0-2-0
BOSTON COLLEGE	02/12/12	66-65	w	17-8-2	DNP	DNP	DNP	3-1-0	3-3-1
at Florida State	02/16/12	47-48	L	5-4-1	DNP	DNP	DNP	11-7-0	DNP
GEORGIA TECH	02/18/12	74-73	w	6-2-0	DNP	DNP	DNP	12-1-4	8-4-0
VIRGINIA	02/21/12	59-61	L	8-4-3	DNP	DNP	DNP	3-4-0	2-1-0
at Duke	02-25-12	65-70	L	6-12-3	DNP	DNP	DNP	5-9-5	4-2-0
at Clemson	3/1/12	56-58	L	4-5-1	DNP	DNP	DNP	15-4-2	2-0-0
NC STATE	03/04/12	58-70	L	14-8-1	DNP	0-0-0	DNP	5-0-0	0-2-0

**THE STAT CREW SYSTEM**  
**Virginia Tech Combined Team Statistics (as of Mar 04, 2012)**  
**Home games**

<b>RECORD:</b>	<b>OVERALL</b>	<b>HOME</b>	<b>AWAY</b>	<b>NEUTRAL</b>
ALL GAMES	11-7	11-7	0-0	0-0
CONFERENCE	3-5	3-5	0-0	0-0
NON-CONFERENCE	8-2	8-2	0-0	0-0

##	Player	gp-gs	min	avg	Total		3-Point		F-Throw		Rebounds					pf	dq	a	to	blk	stl	pts	avg
					fg-fga	fg%	3fg-fga	3fg%	ft-fga	ft%	off	def	tot	avg									
11	Erick Green	17-17	557	32.8	78-178	.438	18-52	.346	61-72	.847	9	39	48	2.8	27	0	51	26	1	19	235	13.8	
05	Dorenzo Hudson	18-14	503	27.9	65-154	.422	18-57	.316	51-63	.810	13	33	46	2.6	22	0	25	28	1	12	199	11.1	
31	Jarell Eddie	18-17	474	26.3	52-116	.448	29-64	.453	31-37	.838	5	78	83	4.6	54	2	25	21	8	10	164	9.1	
21	Tyrone Garland	4-1	67	16.8	11-19	.579	2-8	.250	9-12	.750	1	1	2	0.5	7	0	9	10	0	3	33	8.3	
15	Dorian Finney-Smith	18-16	502	27.9	48-123	.390	18-40	.450	32-46	.696	50	69	119	6.6	53	2	40	29	14	13	146	8.1	
14	Victor Davila	15-15	335	22.3	47-80	.588	0-0	.000	24-41	.585	15	43	58	3.9	38	0	10	18	11	6	118	7.9	
01	Robert Brown	18-2	405	22.5	47-129	.364	23-72	.319	21-29	.724	9	28	37	2.1	27	0	35	23	8	12	138	7.7	
04	Cadarian Raines	18-3	321	17.8	47-85	.553	0-0	.000	17-32	.531	34	37	71	3.9	52	3	9	14	16	12	111	6.2	
10	Marquis Rankin	13-3	187	14.4	18-42	.429	8-17	.471	4-8	.500	4	10	14	1.1	14	0	18	18	3	6	48	3.7	
42	C.J. Barksdale	18-1	239	13.3	22-54	.407	0-0	.000	18-25	.720	26	31	57	3.2	20	0	7	8	6	7	62	3.4	
25	Will Johnston	3-0	8	2.7	1-3	.333	1-3	.333	0-0	.000	0	0	0	0.0	0	0	0	0	0	0	3	1.0	
24	Joey Racer	6-1	17	2.8	1-8	.125	0-3	.000	0-0	.000	2	2	4	0.7	1	0	0	4	0	0	2	0.3	
02	Joey van Zegeren	3-0	10	3.3	0-0	.000	0-0	.000	0-0	.000	0	0	0	0.0	2	0	0	0	1	0	0	0.0	
Team													33	26	59					4			
Total.....		18	3625		437-991	.441	117-316	.370	268-365	.734	201	397	598	33.2	317	7	229	203	69	100	1259	69.9	
Opponents.....		18	3625		411-991	.415	80-293	.273	242-338	.716	222	393	615	34.2	319	-	181	232	72	88	1144	63.6	

<b>TEAM STATISTICS</b>	<b>VT</b>	<b>OPP</b>	<b>Date</b>	<b>Opponent</b>	<b>Score</b>	<b>Att.</b>	
SCORING	1259	1144	11/12/11	EAST TENNESSEE STATE	w	64-53	7189
Points per game	69.9	63.6	11/14/11	MONMOUTH	w	91-46	3052
Scoring margin	+6.4	-	11/15/11	FLORIDA INTERNATIONAL	w	78-63	3148
FIELD GOALS-ATT	437-991	411-991	11/27/11	ST. BONAVENTURE	w	73-64	8710
Field goal pct	.441	.415	12/04/11	KANSAS STATE	L	61-69	8782
3 POINT FG-ATT	117-316	80-293	12/11/11	NORFOLK STATE	w	73-60	8869
3-point FG pct	.370	.273	12/17/11	CAMPBELL	w	85-60	8854
3-pt FG made per game	6.5	4.4	12/19/11	NORTH FLORIDA	w	84-55	8818
FREE THROWS-ATT	268-365	242-338	12/22/11	EASTERN MICHIGAN	w	71-50	9563
Free throw pct	.734	.716	* 01/10/12	FLORIDA STATE	L	59-63	7256
F-Throws made per game	14.9	13.4	* 01/19/12	NORTH CAROLINA	L	68-82	9847
REBOUNDS	598	615	01/25/12	BYU	L	68-70	9231
Rebounds per game	33.2	34.2	* 02/02/12	DUKE	L	60-75	9847
Rebounding margin	-0.9	-	* 02/04/12	CLEMSON	w	67-65	9426
ASSISTS	229	181	* 02/12/12	BOSTON COLLEGE	w	66-65	9171
Assists per game	12.7	10.1	* 02/18/12	GEORGIA TECH	Wot	74-73	9847
TURNOVERS	203	232	* 02/21/12	VIRGINIA	L	59-61	9656
Turnovers per game	11.3	12.9	* 03/04/12	NC STATE	L	58-70	9847
Turnover margin	+1.6	-					
Assist/turnover ratio	1.1	0.8					
STEALS	100	88					
Steals per game	5.6	4.9					
BLOCKS	69	72					
Blocks per game	3.8	4.0					
ATTENDANCE	151113	0					
Home games-Avg/Game	18-8395	0-0					
Neutral site-Avg/Game	-	0-0					

\* - Conference game

<b>Score by Periods</b>	<b>1st</b>	<b>2nd</b>	<b>OT</b>	<b>Totals</b>
Virginia Tech	564	686	9	1259
Opponents	506	630	8	1144

**THE STAT CREW SYSTEM**  
**Virginia Tech Combined Team Statistics (as of Mar 04, 2012)**  
**Away games**

<b>RECORD:</b>	<b>OVERALL</b>	<b>HOME</b>	<b>AWAY</b>	<b>NEUTRAL</b>
ALL GAMES	3-8	0-0	3-8	0-0
CONFERENCE	1-7	0-0	1-7	0-0
NON-CONFERENCE	2-1	0-0	2-1	0-0

##	Player	gp-gs	min	avg	Total		3-Point		F-Throw		Rebounds			pf	dq	a	to	blk	stl	pts	avg	
					fg-fga	fg%	3fg-fga	3fg%	ft-fga	ft%	off	def	tot									avg
11	Erick Green	10-9	366	36.6	71-161	.441	16-44	.364	18-26	.692	9	30	39	3.9	22	0	28	15	3	17	176	17.6
05	Dorenzo Hudson	11-8	328	29.8	39-101	.386	13-34	.382	24-31	.774	11	24	35	3.2	19	0	22	26	2	8	115	10.5
31	Jarell Eddie	11-11	327	29.7	33-75	.440	21-43	.488	17-19	.895	11	52	63	5.7	37	2	13	23	4	6	104	9.5
14	Victor Davila	8-8	197	24.6	23-40	.575	0-0	.000	16-20	.800	16	25	41	5.1	18	0	5	12	4	3	62	7.8
04	Cadarian Raines	11-4	211	19.2	29-59	.492	0-0	.000	5-13	.385	18	22	40	3.6	19	0	3	10	5	8	63	5.7
01	Robert Brown	11-2	238	21.6	22-66	.333	8-28	.286	4-9	.444	3	16	19	1.7	28	0	21	17	3	10	56	5.1
15	Dorian Finney-Smith	11-10	317	28.8	13-57	.228	4-21	.190	6-17	.353	22	50	72	6.5	27	0	13	20	8	8	36	3.3
42	C.J. Barksdale	10-0	107	10.7	7-13	.538	0-0	.000	8-10	.800	9	13	22	2.2	8	0	2	3	1	1	22	2.2
10	Marquis Rankin	10-3	130	13.0	4-23	.174	1-6	.167	4-5	.800	3	9	12	1.2	18	1	8	9	0	4	13	1.3
25	Will Johnston	1-0	0	0.0	0-0	.000	0-0	.000	0-0	.000	0	0	0	0.0	0	0	0	0	0	0	0	0.0
21	Tyrone Garland	2-0	4	2.0	0-1	.000	0-0	.000	0-0	.000	0	0	0	0.0	1	0	1	0	0	0	0	0.0
Team											11	17	28				5					
Total.....		11	2225		241-596	.404	63-176	.358	102-150	.680	113	258	371	33.7	197	3	116	140	30	65	647	58.8
Opponents.....		11	2225		231-555	.416	52-181	.287	150-227	.661	115	262	377	34.3	156	-	110	143	41	62	664	60.4

<b>TEAM STATISTICS</b>	<b>VT</b>	<b>OPP</b>	<b>Date</b>	<b>Opponent</b>	<b>Score</b>	<b>Att.</b>
SCORING	647	664	11/30/11	at Minnesota	L 55-58	10487
Points per game	58.8	60.4	12/07/11	at Rhode Island	W 78-67	3982
Scoring margin	-1.5	-	12-31-11	at Oklahoma State	W 67-61	12500
FIELD GOALS-ATT	241-596	231-555	* 01/07/12	at Wake Forest	L 55-58	10037
Field goal pct	.404	.416	* 1-14-12	at Boston College	L 59-61	5038
3 POINT FG-ATT	63-176	52-181	* 01/22/12	at Virginia	W 47-45	14021
3-point FG pct	.358	.287	* 01/28/12	at Maryland	L 69-73	16976
3-pt FG made per game	5.7	4.7	* 02-09-12	at Miami	L 49-65	4292
FREE THROWS-ATT	102-150	150-227	* 02/16/12	at Florida State	L 47-48	10123
Free throw pct	.680	.661	* 02-25-12	at Duke	Lot 65-70	9314
F-Throws made per game	9.3	13.6	* 3/1/12	at Clemson	L 56-58	8735
REBOUNDS	371	377				
Rebounds per game	33.7	34.3				
Rebounding margin	-0.5	-				
ASSISTS	116	110				
Assists per game	10.5	10.0				
TURNOVERS	140	143				
Turnovers per game	12.7	13.0				
Turnover margin	+0.3	-				
Assist/turnover ratio	0.8	0.8				
STEALS	65	62				
Steals per game	5.9	5.6				
BLOCKS	30	41				
Blocks per game	2.7	3.7				
ATTENDANCE	0	105505				
Home games-Avg/Game	0-0	11-9591				
Neutral site-Avg/Game	-	0-0				

\* - Conference game

<b>Score by Periods</b>	<b>1st</b>	<b>2nd</b>	<b>OT</b>	<b>Totals</b>
Virginia Tech	277	363	7	647
Opponents	301	351	12	664



**THE STAT CREW SYSTEM**  
**Virginia Tech Combined Team Statistics (as of Mar 04, 2012)**  
**Neutral site games**

<b>RECORD:</b>	<b>OVERALL</b>	<b>HOME</b>	<b>AWAY</b>	<b>NEUTRAL</b>
ALL GAMES	1-1	0-0	0-0	1-1
CONFERENCE	0-0	0-0	0-0	0-0
NON-CONFERENCE	1-1	0-0	0-0	1-1

##	Player	gp-gs	min	avg	Total		3-Point		F-Throw		Rebounds				pf	dq	a	to	blk	stl	pts	avg
					fg-fga	fg%	3fg-fga	3fg%	ft-fga	ft%	off	def	tot	avg								
11	Erick Green	2-2	75	37.5	11-22	.500	5-8	.625	5-7	.714	0	6	6	3.0	1	0	3	3	0	4	32	16.0
31	Jarell Eddie	2-2	52	26.0	6-18	.333	2-9	.222	7-8	.875	1	10	11	5.5	7	0	6	1	2	0	21	10.5
05	Dorenzo Hudson	2-2	73	36.5	5-20	.250	1-7	.143	9-10	.900	2	3	5	2.5	2	0	3	6	0	2	20	10.0
15	Dorian Finney-Smith	2-2	66	33.0	3-11	.273	2-5	.400	4-8	.500	10	11	21	10.5	6	0	4	6	1	0	12	6.0
01	Robert Brown	2-0	41	20.5	4-11	.364	2-5	.400	1-4	.250	0	2	2	1.0	4	0	4	3	0	2	11	5.5
14	Victor Davila	2-2	40	20.0	4-10	.400	0-0	.000	0-1	.000	5	2	7	3.5	10	2	1	6	0	1	8	4.0
04	Cadarian Raines	2-0	28	14.0	2-5	.400	0-0	.000	2-3	.667	5	5	10	5.0	5	0	1	0	3	2	6	3.0
21	Tyrone Garland	2-0	15	7.5	2-6	.333	0-1	.000	0-0	.000	2	0	2	1.0	0	0	0	0	0	0	4	2.0
42	C.J. Barksdale	2-0	10	5.0	1-1	1.000	0-0	.000	1-1	1.000	2	0	2	1.0	0	0	0	1	1	0	3	1.5
Team											3	4	7				1					
Total.....		2	400		38-104	.365	12-35	.343	29-42	.690	30	43	73	36.5	35	2	22	27	7	11	117	58.5
Opponents.....		2	400		48-107	.449	10-32	.313	20-29	.690	23	44	67	33.5	39	-	26	20	11	11	126	63.0

<b>TEAM STATISTICS</b>	<b>VT</b>	<b>OPP</b>	<b>Date</b>	<b>Opponent</b>	<b>Score</b>	<b>Att.</b>
SCORING	117	126	11/23/11	vs Syracuse	L 58-69	8293
Points per game	58.5	63.0	11-25-11	vs Oklahoma State	W 59-57	8477
Scoring margin	-4.5	-				
FIELD GOALS-ATT	38-104	48-107				
Field goal pct	.365	.449				
3 POINT FG-ATT	12-35	10-32				
3-point FG pct	.343	.313				
3-pt FG made per game	6.0	5.0				
FREE THROWS-ATT	29-42	20-29				
Free throw pct	.690	.690				
F-Throws made per game	14.5	10.0				
REBOUNDS	73	67				
Rebounds per game	36.5	33.5				
Rebounding margin	+3.0	-				
ASSISTS	22	26				
Assists per game	11.0	13.0				
TURNOVERS	27	20				
Turnovers per game	13.5	10.0				
Turnover margin	-3.5	-				
Assist/turnover ratio	0.8	1.3				
STEALS	11	11				
Steals per game	5.5	5.5				
BLOCKS	7	11				
Blocks per game	3.5	5.5				
ATTENDANCE	0	16770				
Home games-Avg/Game	0-0	0-0				
Neutral site-Avg/Game	-	2-8385				

\* - Conference game

<b>Score by Periods</b>	<b>1st</b>	<b>2nd</b>	<b>Totals</b>
Virginia Tech	61	56	117
Opponents	50	76	126

**THE STAT CREW SYSTEM**  
**Virginia Tech Combined Team Statistics (as of Mar 04, 2012)**  
**Non-conference games**

<b>RECORD:</b>	<b>OVERALL</b>	<b>HOME</b>	<b>AWAY</b>	<b>NEUTRAL</b>
ALL GAMES	11-4	8-2	2-1	1-1
CONFERENCE	0-0	0-0	0-0	0-0
NON-CONFERENCE	11-4	8-2	2-1	1-1

#	Player	gp-gs	min	avg	Total		3-Point		F-Throw		Rebounds			pf	dq	a	to	blk	stl	pts	avg	
					fg-fga	fg%	3fg-fga	3fg%	ft-fga	ft%	off	def	tot									avg
11	Erick Green	14-13	455	32.5	74-151	.490	19-48	.396	45-53	.849	11	36	47	3.4	22	0	43	26	2	20	212	15.1
05	Dorenzo Hudson	15-14	444	29.6	57-137	.416	14-48	.292	51-58	.879	13	30	43	2.9	21	0	26	30	2	11	179	11.9
31	Jarell Eddie	15-15	388	25.9	47-96	.490	24-47	.511	28-33	.848	7	79	86	5.7	46	0	22	18	6	9	146	9.7
01	Robert Brown	15-1	330	22.0	44-111	.396	20-60	.333	20-30	.667	6	26	32	2.1	29	0	32	19	6	11	128	8.5
14	Victor Davila	15-15	321	21.4	43-79	.544	0-0	.000	24-40	.600	14	38	52	3.5	41	2	9	22	11	8	110	7.3
15	Dorian Finney-Smith	15-15	453	30.2	32-99	.323	12-31	.387	30-48	.625	48	71	119	7.9	46	1	39	32	14	10	106	7.1
04	Cadarian Raines	15-0	232	15.5	33-59	.559	0-0	.000	11-20	.550	29	37	66	4.4	38	2	9	15	15	13	77	5.1
21	Tyrone Garland	8-1	86	10.8	13-26	.500	2-9	.222	9-12	.750	3	1	4	0.5	8	0	10	10	0	3	37	4.6
42	C.J. Barksdale	15-0	180	12.0	18-33	.545	0-0	.000	17-21	.810	24	27	51	3.4	13	0	6	10	5	4	53	3.5
10	Marquis Rankin	7-1	79	11.3	5-13	.385	2-5	.400	0-2	.000	2	2	4	0.6	5	0	10	5	1	3	12	1.7
25	Will Johnston	3-0	8	2.7	1-3	.333	1-3	.333	0-0	.000	0	0	0	0.0	0	0	0	0	0	0	3	1.0
24	Joey Racer	5-0	14	2.8	1-6	.167	0-2	.000	0-0	.000	2	2	4	0.8	1	0	0	4	0	0	2	0.4
02	Joey van Zegeren	3-0	10	3.3	0-0	.000	0-0	.000	0-0	.000	0	0	0	0.0	2	0	0	0	1	0	0	0.0
Team											24	29	53				6					
Total.....		15	3000		368-813	.453	94-253	.372	235-317	.741	183	378	561	37.4	272	5	206	197	63	92	1065	71.0
Opponents.....		15	3000		325-838	.388	59-248	.238	193-282	.684	182	303	485	32.3	269	-	153	180	54	83	902	60.1

<b>TEAM STATISTICS</b>	<b>VT</b>	<b>OPP</b>	<b>Date</b>	<b>Opponent</b>	<b>Score</b>	<b>Att.</b>	
SCORING	1065	902	11/12/11	EAST TENNESSEE STATE	w	64-53	7189
Points per game	71.0	60.1	11/14/11	MONMOUTH	w	91-46	3052
Scoring margin	+10.9	-	11/15/11	FLORIDA INTERNATIONAL	w	78-63	3148
FIELD GOALS-ATT	368-813	325-838	11/23/11	vs Syracuse	L	58-69	8293
Field goal pct	.453	.388	11-25-11	vs Oklahoma State	w	59-57	8477
3 POINT FG-ATT	94-253	59-248	11/27/11	ST. BONAVENTURE	w	73-64	8710
3-point FG pct	.372	.238	11/30/11	at Minnesota	L	55-58	10487
3-pt FG made per game	6.3	3.9	12/04/11	KANSAS STATE	L	61-69	8782
FREE THROWS-ATT	235-317	193-282	12/07/11	at Rhode Island	w	78-67	3982
Free throw pct	.741	.684	12/11/11	NORFOLK STATE	w	73-60	8869
F-Throws made per game	15.7	12.9	12/17/11	CAMPBELL	w	85-60	8854
REBOUNDS	561	485	12/19/11	NORTH FLORIDA	w	84-55	8818
Rebounds per game	37.4	32.3	12/22/11	EASTERN MICHIGAN	w	71-50	9563
Rebounding margin	+5.1	-	12-31-11	at Oklahoma State	w	67-61	12500
ASSISTS	206	153	01/25/12	BYU	L	68-70	9231
Assists per game	13.7	10.2					
TURNOVERS	197	180					
Turnovers per game	13.1	12.0					
Turnover margin	-1.1	-					
Assist/turnover ratio	1.0	0.9					
STEALS	92	83					
Steals per game	6.1	5.5					
BLOCKS	63	54					
Blocks per game	4.2	3.6					
ATTENDANCE	76216	43739					
Home games-Avg/Game	10-7622	3-8990					
Neutral site-Avg/Game	-	2-8385					

\* - Conference game

<b>Score by Periods</b>	<b>1st</b>	<b>2nd</b>	<b>Totals</b>
Virginia Tech	460	605	1065
Opponents	371	531	902