

# HOKIE HOOPS

## 2011-12 GAME NOTES

**Game 30**  
**Virginia Tech (15-14, 4-10)**  
 vs.  
**Clemson (15-13, 7-7)**



*Hokies visit Littlejohn to face Clemson in the final regular-season road game*



Thurs., March 1, 2012 • 9 p.m.  
 Littlejohn Coliseum (9,850), Clemson, S.C.

**Series vs. CU:** VT, 13-11    **Series Streak:** VT, one  
**Last Meeting vs. the Tigers:** VT, 67-65, 2-4-12, Cassell Coliseum  
**Live Stats:** clemsonigers.com  
**Radio:** Virginia Tech IMG Sports Network    **TV:** The ACC Network

### NOTING THE HOKIES

#### About Today's Game

Virginia Tech is 15-14 on the season and 4-10 in ACC play. Clemson is 15-13 overall and 7-7 in ACC action. This is the Hokies' final road game of the regular season.

#### The Loss at #5 Duke

The Hokies dropped another heartbreaker, 70-65, at #5 Duke in overtime on Saturday afternoon. Tech had a final possession in regulation, but could not get the bucket.

**Erick Green, Dorenzo Hudson** and **Cadarian Raines** each had 16 points in the loss. **Dorian Finney-Smith** grabbed a team-high 12 rebounds.

#### Green Notes

**Erick Green's** streak of 30 straight games with double-figures scoring is currently the longest among ACC players.

Green's 24 points off the bench in the win at Rhode Island is the second-most points by an ACC substitute this season. **Robert Brown's** 19 points off the bench against Monmouth is tops among ACC freshmen.

#### Injury Notes

**Victor Davila** (left groin) has missed the last four Virginia Tech games. He is questionable for tonight's contest.

#### Greenberg Facts

**Seth Greenberg** is 169-120 (.585) at Virginia Tech and 382-290 (.568) in his 22nd season as a collegiate head coach. Greenberg is 111-37 (.750) as a head coach in Cassell Coliseum.

#### Virginia Tech - Clemson Series

Since Virginia Tech joined the ACC in 2004, nine of the 11 games played between the Hokies and Tigers have been decided by five-or-fewer-points, or in overtime. The average point differential in the ACC series is 3.7 points per game. Since joining the ACC, this is the fifth time that Tech has played Clemson in a March, regular-season game. Tech has also played Clemson in the last week of February once, as well.

#### Interesting Side Notes

Of Virginia Tech's 11 active scholarship players, only three had seen meaningful action in previous seasons and five players are true freshmen. Eleven of the Hokies' 14 ACC games this season have been decided by five points or fewer.

### Hokies' Active Roster

No.	Name	POS	HT	WT	CL	HOMETOWN
1	Robert Brown	G	6-5	190	Fr.	Clermont, Fla.
2	Joey van Zegeren	F	6-10	206	Fr.	Hoogeveen, The Netherlands
4	Cadarian Raines	F	6-9	238	r-So.	Petersburg, Va.
5	Dorenzo Hudson	G	6-5	220	r-Sr.	Charlotte, N.C.
10	Marquis Rankin	G	6-1	165	Fr.	Charlotte, N.C.
11	Erick Green	G	6-3	185	Jr.	Winchester, Va.
14	Victor Davila	F	6-8	242	Sr.	Canovanas, P.R.
15	Dorian Finney-Smith	F	6-8	192	Fr.	Portsmouth, Va.
24	Joey Racer	G	6-1	165	Sr.	Berryville, Va.
25	Will Johnston	G	6-3	185	Fr.	Midlothian, Va.
31	Jarell Eddie	G/F	6-7	218	So.	Charlotte, N.C.
42	C.J. Barksdale	F	6-8	232	Fr.	Danville, Va.

### 2011-12 Schedule & Results

(15-14, 4-10 ACC)

Date	Opponent		
11/12	ETSU (ESPN3)	W	64-53
<b>NIT Season Tip-Off - Blacksburg, Va.</b>			
11/14	MONMOUTH# (ESPN3)	W	91-46
11/15	FIU# (ESPN3)	W	78-63
<b>NIT Season Tip-Off - New York, N.Y.</b>			
11/23	#5/5 Syracuse^ (ESPN2)	L	58-69
11/25	Oklahoma State^ (ESPN)	W	59-57
11/27	ST. BONAVENTURE (ESPN3)	W	73-64
<b>Big Ten/ACC Challenge</b>			
11/30	at Minnesota% (ESPN2)	L	55-58
12/ 4	KANSAS STATE (ESPN)	L	61-69
12/ 7	at Rhode Island (Cox HD)	W	78-67
12/11	NORFOLK STATE (ESPN3)	W	73-60
12/17	CAMPBELL (ESPN3)	W	85-60
12/19	NORTH FLORIDA (ACC.com)	W	84-55
12/22	EASTERN MICHIGAN (ESPN3)	W	71-50
12/31	at Oklahoma State (ESPN2)	W	67-61
1/ 7	at Wake Forest* (ACCNS)	L	55-58
1/10	FLORIDA STATE* (ESPN)	L	59-63
1/14	at Boston College* (RSN\$)	L	59-61
1/19	#8/8 UNC* (ESPN\$)	L	68-82
1/22	at #15/17 Virginia* (ESPN)	W	47-45
1/25	BYU (ESPN3)	L	68-70
1/28	at Maryland* (ACCNS)	L	69-73
2/ 2	#7/5 DUKE* (ESPN\$)	L	60-75
2/ 4	CLEMSON* (RSN\$)	W	67-65
2/ 9	at Miami* (ESPN2\$)	L	49-65
2/12	BOSTON COLLEGE* (ESPN)	W	66-65
2/16	at #20/21 Florida St.* (ESPN2\$)	L	47-48
2/18	GEORGIA TECH* (RSN\$)	W (OT)	74-73
2/21	#25/arv VIRGINIA* (ESPN)	L	59-61
2/25	at #5/4 Duke* (ACCNS)	L (OT)	65-70
3/ 1	at Clemson*	9 p.m.	ACCN/ \$
3/ 4	NC STATE*	6 p.m.	ESPN
3/ 8-	ACC Tournament		ACCN/ESPN2/ESPN
3/11	(Philips Arena, Atlanta, Ga.)		

\* - Atlantic Coast Conference Games  
 # - NIT Season Tip-Off, Blacksburg, Va.  
 ^ - NIT Season Tip-Off, New York, N.Y.  
 % - Big Ten/ACC Challenge, Minneapolis, Minn.  
 \$ - Also shown on ESPN3  
 All times are EST and are subject to change

#### Television

The ACC Network  
 Bob Rathbun & Mike Gminski



#### IMG Radio

Virginia Tech IMG Sports Network  
 Bill Roth & Mike Burnop

#### Follow us on twitter

@VT\_MBBall



#### Virginia Tech Athletics Communications

**Primary Contact**  
 Bill Dyer - Associate Director  
 wdyer@vt.edu  
 (o) - 540-231-8853  
 (c) - 540-998-5906

**Secondary Contact**  
 Rachel Perreault - Communications Assistant  
 rachelp5@vt.edu  
 (o) - 540-231-2228



### Last Time Out: #5 Duke 70, VT 65, OT

The Hokies dropped another heartbreaker, as they fell at #5 Duke, 70-65, in overtime in Cameron Indoor Stadium on Saturday afternoon ... Tech fought back from a six-point second half deficit and had the ball for the final possession of regulation, but could not make the shot and the game went to overtime, where Duke held on for a five-point win ... **Erick Green**, **Dorenzo Hudson** and **Cadarian Raines** all scored 16 points in the loss.

### The Series vs. Clemson

The Hokies hold a 13-11 advantage in the all-time series ... Tech won the last meeting, 67-65, in Cassell Coliseum on Feb. 4 ... Tech is 5-6 in road games against Clemson and 2-6 in Littlejohn Coliseum ... The Hokies are 5-6 against Clemson in ACC games and 2-3 in ACC games in Clemson ... Tech is 6-7 all-time in conference games, including games played when both teams were members of the Southern Conference.

### Hokies and Tigers Keep It Close

The series between the Hokies and Tigers has had a habit of producing close games ... Since Tech joined the ACC in the 2004-05 season, nine of the 11 games have been decided by five-or-fewer-points ... Almost all of the games have been decided in the last minute of the game. ... The average point differential in a Clemson-Virginia Tech game since Tech joined the ACC is 3.7 points per game ... The average score in the series is 71.3 - 71.0, Clemson ... Tech defeated Clemson, 67-65, in Cassell Coliseum on Feb. 4.

### Green Extends His Streak

With his 16 points in the loss at #5 Duke, **Erick Green** currently has scored in double-figures in all 27 games that he has played this season and in 30 consecutive games over the last two seasons ... That is the longest active streak of double-figure games among ACC players ... Green missed the season-opening win over ETSU this year with a strained achilles tendon and did not play at Boston College due to a knee injury ... The last Hokie to record at least 30 consecutive double figure scoring games was Malcolm Delaney, who recorded 32 consecutive games in double figures, beginning with 15 points in the win over Miami in the 2008 ACC Tournament in Charlotte and ending the next year on with eight points at Duke on Feb. 8, 2009.



*Erick Green*

### More Points on Green

In the loss at Miami, **Erick Green** scored his 800th career point ... Green only scored 88 points as a freshman, but is quickly approaching the 1,000 career-point mark ... He currently has 881 career points.

### More Better

The loss at #5 Duke on Feb. 25 was the Hokies' seventh game of the season against a nationally-ranked team ... Tech played just four ranked teams last season ... The last time Tech played more than seven ranked teams in a season was the 2008-09 season, when the Hokies played a school record eight ranked teams.

### Hokies vs. Ranked Teams

With the loss at #5 Duke, the Hokies are 12-37 against nationally ranked teams since joining the ACC for the 2004-05 season and 13-41 against nationally ranked teams under **Seth Greenberg** ... Tech is 29-145 all-time against teams ranked in the AP poll and is 1-5 this season against ranked teams ... These numbers are only for teams ranked in the AP poll.

### Injury Report

**Victor Davila** has missed the last four games with a hip/groin injury ... Davila is questionable for the Clemson game.

### Raines Gives His All

**Cadarian Raines** was forced into extra long service in the loss at #20/21 Florida State with the injuries to **Victor Davila** and **C.J. Barksdale** ... Raines played 23 minutes in the game, despite missing a large chunk of the second half suffering from cramps ... The cramping was so bad, Raines recieved an IV in the locker room after the game ... The 23 minutes played was the most by Raines in an ACC game ... Raines made two of his three field goal attempts and also pulled down six rebounds in the game ... In the win over Georgia Tech, Raines set new then-career-highs with 13 points and 37 minutes played.



*Cadarian Raines*

### More On Raines

In the Hokies' overtime loss at #5 Duke, **Cadarian Raines** posted his best career game ... Raines made seven-of-10 field goal attempts and two-of-three free throw attempts for a career-high 16 points ... He also recorded two blocked shots in a career-high 39 minutes of action ... In his last three games, Raines is averaging 11.7 points per game.

### Davila Was Stepping It Up

**Victor Davila** was playing his best basketball at Virginia Tech prior to his injury ... Davila has missed the last four games with a hip/groin injury ... Prior to his injury, he was 26-of-38 from the field, shooting 68.4 percent from the floor in the previous seven games ... He was averaging 9.4 points and 5.4 rebounds per game (both higher than his season average) ... He had made 14-of-19 free throw attempts, shooting 73.7 percent from the line ... Davila missed the Florida State, Georgia Tech and Virginia games ... The FSU game snapped Davila's streak of 64 consecutive starts, dating back to his sophomore year.



*Victor Davila*

### Back-to-Back Ranked Teams

Virginia Tech played #8/8 UNC on Jan. 19 and #15/17 UVa on Jan. 22 ... That was the first time since the 2009-10 season that Tech had played consecutive games against ranked teams ... On Jan. 10, 13 and 16 of 2010, Tech played three straight games against #9 UNC (78-64 road loss), #23 Miami (81-66 home win) and #25 Florida State (63-58 road loss) ... The Hokies also played back-to-back games against ranked teams last week, as Tech lost to #25 Virginia on Tuesday night and lost at #5 Duke on Saturday.

### More Than Ever Before

**Cadarian Raines** has made five starts and has appeared in 29 games this season ... Those numbers surpass his combined total of 25 games and no career starts in his first two seasons at Virginia Tech ... Raines was bothered by foot problems his first two years at Tech and was forced to redshirt last season after only four games ... He has scored 147 points this season and has 106 rebounds ... He had 33 points and 39 rebounds total in his first two seasons at Tech ... **Jarell Eddie** has also surpassed his totals from all of last season.

### A New Way to Choose

**Seth Greenberg** told the media following the win over Boston College that he had chosen that game's starting line-up by selecting the five players that had practiced the hardest in the team's final practice before the BC game ... He also stated that that would continue to be the way that he selects future startling line-ups ... He said this is a way to reward players for their efforts in practice.



## Hokies' All-Time Record

Virginia Tech is now 1342-1106 all-time in collegiate basketball, good for a .548 winning percentage ... This is the Hokies' 103rd season of men's basketball.

## Hokies in Overtime

With the loss at #5 Duke, the Hokies are now 57-43 all-time in overtime games ... Virginia Tech is 1-1 this season in overtime games and was 1-2 last season ... Tech is 25-21 in road overtime games, 26-9 in home overtime games and 6-13 on neutral courts ... Tech is 15-8 in all overtime games under **Seth Greenberg** and 11-3 in ACC overtime games ... Prior to the loss at #5 Duke, the last time the Hokies had lost a true road overtime game was Feb. 11, 2006, when Tech fell to Virginia, 81-77, in University Hall ... Tech is 3-6 all-time in overtime games against ranked teams ... Tech is 5-8 in double overtime games and 1-2 in triple overtime games.

## Stingy with the Ball

In the win over Georgia Tech, the Hokies committed just five turnovers in the 45 minutes of action, including just two in the second half and no turnovers in overtime ... The five turnovers are the fewest for the Hokies this season and the fewest since committing five turnovers in the win at Iowa on Dec. 1, 2009 ... The last time the Hokies committed fewer than five turnovers in a game was on March 9, 2007, when the Hokies committed a school-record fewest two turnovers in the win over Wake Forest in the quarterfinals of the 2007 ACC Tournament in Tampa, Fla. ... The five turnovers in the Georgia Tech game ties the school record for fewest turnovers in a regular season ACC game, originally set on Jan. 31, 2007, vs. N.C. State in Cassell Coliseum.

## Thursdays

Feb. 16 marked the third consecutive week that the Hokies had played on a Thursday night, the first time that has happened since joining the ACC in the 2004-05 season ... It is the fourth of five Thursday ACC games this season, the most Thursday games since joining the league ... Following tonight's game, the Hokies will have at least one more Thursday game, as Tech will play in the first round of the 2012 ACC Tournament on Thursday, March 8 in Phillips Arena in Atlanta.

## 5-in-12

The Hokies had a stretch of five-games-in-12-days ... Tech is one of five ACC schools that have such a streak of games ... Florida State ended a similar stretch on Feb. 19 and Miami, who the Hokies began the stretch with, also concluded its stretch on Feb. 21.

## Hudson Reaches 1,100 Points

In the Hokies' win at Oklahoma State on New Year's Eve, redshirt senior guard Dorenzo Hudson became the 42nd player in Virginia Tech history to score 1,000 points in his career ... Hudson hit a three-pointer with 8:34 remaining in the game to give Tech a three-point lead, for his 1,000th point ... Hudson joins former teammates Malcolm Delaney, Jeff Allen, A.D. Vassallo and Deron Washington on the list ...

In the win over Clemson, Hudson surpassed 1,100 career points ... Hudson currently has 1,159 career points, 34th on the Virginia Tech all-time scoring list ... He passed Coleman Collins into 34th place in the loss at #5 Duke.



Dorenzo Hudson

## Close Games

The Hokies are 52-53 under **Seth Greenberg** in games that have been decided in overtime or by five-or-fewer points ... Tech is 5-9 in such games this season.

## Hokies in NCAA Stats

In the current NCAA statistics, Virginia Tech is ninth in the nation in three-point field goal percentage defense and is 49th in turnovers per game. (As of 2-26-12).

## C.J. Was O.K.

In the win over Boston College, **C.J. Barksdale** earned his first collegiate start, due to his work in practice the day prior to the game ... Unfortunately, Barksdale was limited to just 12 minutes of action after spraining his left ankle grabbing an offensive rebound ... He returned to the line-up in the overtime win against Georgia Tech, after missing the Florida State game ... In the Georgia Tech game, Barksdale came off the bench to play 20 minutes, tied for his career-high ... Barksdale also tied a career-high with eight points and he led the Hokies with four rebounds.



C.J. Barksdale

## Win 10

With Virginia Tech's win over Boston College, it marked the ninth straight season that the Hokies have won at least 10 home games ... Tech's longest streak of 10-or-more home victories is 11 consecutive seasons, from 1975-76 through the 1985-86 season.

## Lots of Youth

Among Virginia Tech's 11 active scholarship players, the Hokies have three seniors, one junior, two sophomores and five freshmen ... The two sophomores had seen a combined 481 minutes of playing time up until this season ... Neither had ever started a game or played many minutes of meaningful ACC action ... Add to the fact that **Dorenzo Hudson** had missed the majority of last season and this team becomes an extremely inexperienced total group ... One senior, **Joey Racer**, was a walk-on that earned a scholarship for the second semester and did not play last season.

## Building Makes it Better?

A case can be made that the Hokies have shown marked improvement in many areas of their game since moving into the Hahn Hurst Basketball practice facility in August 2009 ... One such improvement comes to the forefront ... In the six years before the opening of the practice facility, the Hokies shot a combined 66.2 percent from the free throw line ... Since the opening of the facility, the Hokies are shooting 71.7 percent from the free throw line.

## Owning the Glass

In the win over Boston College, the Hokies out rebounded BC, 33-19 ... The 14-rebound difference was the most for the Hokies since the win at Oklahoma State on New Year's Eve and the most against an ACC opponent since the home win over Georgia Tech on Feb. 13, 2011 ... The 19 total rebounds for BC was the fewest by a Hokie opponent since joining the ACC.

## Seth Loves the Cassell

**Seth Greenberg** is 111-37 as a head coach in Cassell Coliseum, good for a winning percentage of .750 ... His record in 22 years as a head coach is 382-290 (.568) and is 169-120 (.585) in his ninth season at Virginia Tech ... Greenberg is 67-11 (.859) against non-conference competition in Cassell Coliseum.



Seth Greenberg

## Starting Line-Ups

In the loss at #20/21 Florida State, the Hokies used their eighth different starting line-up of the season ... Tech used just two different starting line-ups last season ... The last time Tech used more than eight different starting line-ups in a season was 11 line-ups during the 2008-09 season.





### Where to Find It

Many Virginia Tech men's basketball facts are available on hokiesports.com ... Below is a listing of URLs that may be helpful to the media.

**The Last Time:**

<http://www.hokiesports.com/lasttime.html>

**Tech's all-time games against ranked opponents:**

<http://www.hokiesports.com/mbasketball/rankedopp.html>

**Opponent History:**

<http://www.hokiesports.com/mbasketball/opponents.html>

**Past Schedules:**

<http://www.hokiesports.com/mbasketball/pastschedules.html>

**All-time overtime games:**

<http://www.hokiesports.com/lasttime.html> go to men's basketball and toggle the "Show Only OT Games" button

The Last Time page is customizable to search a wide range of topics.

*Player bio pages have career highs, multiple splits and career game-by-game stats.*

### A New Way To Watch

Several Virginia Tech basketball games will be available via internet streaming, free of charge ... Here is a list of the games that were shown on ESPN3.com and theACC.com.

**ESPN3.com**

Nov. 12	vs. ETSU
Nov. 14	vs. Monmouth
Nov. 27	vs. St. Bonaventure
Dec. 11	vs. Norfolk State
Dec. 17	vs. Campbell
Dec. 22	vs. Eastern Michigan
Jan. 25	vs. BYU

**theACC.com/ESPN3.com**

Dec. 19	vs. North Florida
---------	-------------------

*\*- All games shown over the air on ESPN, ESPN2, RSN and the ACC network will also be shown on ESPN3.com*

## Virginia Tech Athletics Communications

### ON THE INTERNET

**[www.hokiesports.com](http://www.hokiesports.com)**

The official Web site of Virginia Tech athletics provides media and fans with schedules, results, rosters, bios, statistics, general releases and game notes on the Hokies.

The Gameday section has live stats, radio and television coverage information and other pertinent information. This section is for home games only.



**[hokiesports.com/media](http://hokiesports.com/media)**

A media-only Web site is designed to make the media's job easier. Here you will find high-resolution, color mug shots of every Hokie basketball player and coach available to download. Please contact the Athletics Communications Office for access to this media-only site.

**Twitter**

Follow the Hokies on Twitter @VT\_MBBall.

**[www.theacc.com](http://www.theacc.com)**

Updated standings, results, schedules, statistics and notes are posted each week during the season.

### New VT App

Virginia Tech basketball game broadcasts can be heard throughout the mid-Atlantic region on a network of radio stations and on SiriusXM Satellite radio ... Fans can also follow the action of the Virginia Tech IMG Sports Network on their iPhone, Android and BlackBerry devices ... The official mobile application of Virginia Tech athletics offers easy and instant access to up-to-the-minute news, scores, live game play-by-play, stats, schedules and rosters, streaming audio and more.

The free mobile application will include access to the following features:

- HEADLINES
- LIVE GAME SCORING FROM GAMETRACKER (SUBJECT TO GAMETRACKER AVAILABILITY)
- PREVIOUS GAME AND NEXT GAME SCHEDULES AND SCORES
- LIVE SCORING UPDATES
- PLAY-BY-PLAY COVERAGE
- PLAYER AND TEAM STATS
- BOX SCORE
- ON-DEMAND VIDEO (SUBJECT TO VIDEO AVAILABILITY)
- SCHEDULES AND SCORES
- ROSTERS
- IN-APP ALERT SYSTEM
- SHARING VIA EMAIL AND FACEBOOK

### WHO TO CONTACT

**Request for Interviews**

**Men's Basketball ACO**

Bill Dyer  
 (540) 231-8852 - office  
 (540) 552-8461 - home  
 (540) 998-5906 - cell  
[wdyer@vt.edu](mailto:wdyer@vt.edu)

**Secondary Contact**

Rachel Perreault  
 (540) 231-2228 - office  
 (603) 767-6492 - cell  
[rachelp5@vt.edu](mailto:rachelp5@vt.edu)

**Requests for Photos**

**Director of Photography**

Dave Knachel  
 (540) 231-1838  
[dknachel@vt.edu](mailto:dknachel@vt.edu)



**Bill Dyer**  
 Associate Director of  
 Athletics Communications

### Attendance Figures

Virginia Tech, like other ACC schools, announces total tickets distributed at each home game ... That number includes season tickets, individual game tickets and student tickets.

### Just a Name

When referring to Virginia Tech forward, **JT Thompson**, please do not place periods after the initials ... Please list him as "JT", not "J.T." ... Thank you for your consideration in this matter.

### How To Say It

- Cassell Coliseum .....Castle
- Victor Davila .....DAH-vuh-luh
- Cadarian Raines.....suh-DARE-ee-un
- Jarell Eddie.....ju-RELL
- Rob Ehsan.....E-san
- Marquis Rankin.....mar-KEYESE
- Joey van Zegeren .....van ZEG-grin



### 500-Plus in the Cassell

The Hokies have a 518-156 overall record in the Cassell, good for a .769 winning percentage ... Tech is 11-6 this season and was 12-4 in Cassell last season, the 50th year for the arena ... The win over Florida State on Jan. 8, 2011, was the 500th victory in the building ... The win over FSU in 2008 marked the Hokies' 600th game played in Cassell Coliseum ... Tech defeated Rhode Island, 86-63, on Nov. 20, 2002, in its 500th game in the arena ... Tech has had just one break-even home season and one losing season in Cassell Coliseum ... The 17 victories for the Hokies at home in the 2009-10 season set a new Cassell Coliseum and school record.

### A First for Jarell

**Jarell Eddie** had a career-best night in the BYU game on Jan. 25 ... Eddie recorded his first career double-double in the game, scoring 12 points and pulling down a career-high 14 rebounds ... He also added a career-high-tying five assists ... This marked the second consecutive game that Eddie grabbed double-figure rebounds, as he had a career-high 10 boards in the win at #15 Virginia.



Jarell Eddie

### Approaching 300

The Hokies have hit at least one three-pointer in every game since joining the ACC in the 2004-05 season ... Tech has now hit a three in 299 consecutive games, the most in school history ... Since the three-point arc was added to college basketball for the 1986-87 season, the Hokies have hit at least one three in all but three games ... The last time that the Hokies did not record a three-point field goal in a game was at Providence on Feb. 1, 2003 ... Tech has had nine games with only one three-pointer under **Seth Greenberg**.

### Thompson to Miss 2011-12 Season

Senior forward **JT Thompson**, who missed the entire 2010-11 season following surgery to repair a torn anterior cruciate ligament in his left knee, will miss the 2011-12 season with the same injury to his right knee ... The injury occurred during practice on Nov. 2.



JT Thompson

### JT Makes the Walk

Across the stage, that is ... On Dec. 16, just hours before the Hokies defeated Campbell, **JT Thompson** walked across the stage right here in Cassell Coliseum to accept his diploma in sociology ... Congratulations to JT on this achievement.

### What is a Hokie?

That's the most frequently asked question regarding Virginia Tech athletics ... The answer leads all the way back to 1896 when Virginia Agricultural and Mechanical College changed its name to Virginia Polytechnic Institute ... With the change came the necessity for writing a new cheer and a contest for such a purpose was held by the student body ... Senior O.M. Stull won first prize for his "Old Hokie" yell which still is used today ... Later, when asked if "Hokie" had any special meaning, Stull explained the words he used had no hidden or symbolic meaning, but had been thought up in an effort to get attention ... Hokie soon became a nickname for all Tech teams and for those people loyal to Tech athletics.

### In the Cassell Under Seth

**Seth Greenberg** is 108-33 all-time coaching in Cassell Coliseum ... Here is a year-by-year breakdown.

	<i>Regular</i>	<i>Post</i>	<i>Overall</i>
2003-04	11-4	0-0	11-4
2004-05	12-3	1-0	13-3
2005-06	10-7	0-0	10-7
2006-07	13-2	0-0	13-2
2007-08	12-2	2-1	14-3
2008-09	9-5	1-1	10-6
2009-10	15-1	2-1	17-2
2010-11	11-3	1-1	12-4
2011-12	11-6	---	11-6
<b>Totals</b>	<b>104-33</b>	<b>7-4</b>	<b>111-37</b>

### Close Games in the ACC

So far this season, the Hokies have played a number of close games in the ACC, especially of late ... Virginia Tech's last five games were each decided on the final possession or overtime ... On the season, nine of the Hokies' 14 ACC games have been decided on plays in the final three seconds or OT ... Eleven of the 14 games have been decided by five-or-fewer points.

Since Virginia Tech joined the ACC in the 2004-05 season, this marks the fifth time that Tech has played Clemson in March. All have been regular season games. Tech and Clemson have also met once in the last week of February.

### The Hokies

*Under Seth Greenberg*

VT outrebounds opponent.....	106-38
Opponent outrebounds VT .....	58-76
Rebounds are equal.....	5- 6
VT leads at the half.....	122-23
VT trails at the half .....	42-94
Game is tied at the half .....	5- 3
VT shoots 50% or better .....	50- 8
VT outshoots opponent.....	127-25
Opponent outshoots VT .....	41-94
VT holds opp. under 40%.....	80-11
VT scores 100+ points.....	4- 1
VT scores 90-99 points.....	15- 1
VT scores 80-89 points.....	25- 2
VT scores 70-79 points.....	69-23
VT scores 60-69 points.....	42-51
VT scores less than 60 points .....	14-42
Opponent scores 100+ points.....	1- 2
Opponent scores 90-99 points .....	1- 2
Opponent scores 80-89 points .....	10-27
Opponent scores 70-79 points .....	20-45
Opponent scores 60-69 points .....	57-32
Opp. scores less than 60 points.....	80-12
VT in games 5-or-fewer points or OT .....	52-53
VT at home.....	111-37
VT on the road.....	35-61
VT at a neutral site.....	23-22
Overtime games .....	15- 8
VT against conference foes.....	74-82
VT on television.....	102-104
VT vs. ranked teams (AP only).....	13-41
VT as a ranked team (AP only) .....	5- 7

### Career Double-Doubles

#### 2007-08 Season

##### JT Thompson (1)

at Boston College (14 pts./12 rebs.)\*

#### 2008-09 Season

##### No active players

#### 2009-10 Season

##### Victor Davila (1)

vs. VMI (13 pts./10 rebs.)

#### 2010-11 Season

##### Victor Davila (1)

vs. Duke (11 pts./10 rebs.)

#### 2011-12 Season

##### Dorian Finney-Smith (3)

vs. ETSU (10 pts.\*/16 rebs.\*)

vs. FIU (14 pts.\*/10 rebs.)

vs. Oklahoma State (10 pts./14 rebs.)

##### Jarell Eddie (1)

vs. BYU (12 pts./14 rebs.\*)

\* - career highs at the time



## Compare & Contrast

<b>VT</b> .....	<b>CU</b>
65.8 .....	Points .....64.6
62.3 .....	Points Allowed.....59.9
42.5% .....	FG%.....43.3%
41.4% .....	FG% Defense .....42.9%
36.5% .....	3FG%.....33.0%
28.7% .....	3FG% Defense.....34.1%
72.7% .....	FT% .....67.7%
34.0 .....	Rebounds .....32.7
+0.1 .....	Rebound Margin..... +0.7
11.9 .....	Assists.....12.8
12.0 .....	Turnovers.....12.1
5.8.....	Steals.....7.3
3.5.....	Blocks .....4.0

## Points for Pondering

**Led VT in Scoring:** Green (16), Hudson (6), Eddie (3), Brown (2), Davila (2), Garland (1), Finney-Smith (1), Raines (1)

**Double Figure Scoring Games:** Green (27), Eddie (13), Hudson (13), Davila (9), Finney-Smith (9), Brown (7), Raines (5), Garland (2)

**40-point Games:** none

**30-39-point Games:** Hudson (1)

**20-29-point Games:** Green (3), Eddie (1)

**Led VT in Rebounding:** Finney-Smith (18), Eddie (6), Davila (5), Green (3), Barksdale (3), Raines (2), Hudson (1)

**Double Figure Rebounding Games:** Finney-Smith (5), Eddie (2), Barksdale (1)

**Led VT in Assists:** Green (15), Finney-Smith (8), Brown (6), Eddie (5), Hudson (4), Raines (2), Rankin (2), Davila (2), Garland (1)

**Double Figure Assist Games:** none

**Double-Doubles:** Finney-Smith (3), Eddie (1)

**Most Points in a Half:** 53 (2nd vs. Campbell)

**Fewest Points in a Half:** 19 (1st at Maryland)

**Most Points Allowed in a Half:** 48 (2nd vs. UNC)

**Fewest Points Allowed in a Half:** 9 (1st vs. EMU)

**Largest Lead:** 49 pts. (89-40 vs. Monmouth)

**Largest Deficit:** 22 pts. (40-62 vs. Duke)

**Largest Margin of Victory:** 45 pts. (91-46 vs. Monmouth)

**Largest Margin of Defeat:** 16 pts. (65-49 at Miami)

**Largest Deficit Overcome in a Victory:** 10 pts. (7-17 vs. Boston College)

**Largest Lead Lost in a Loss:** 15 pts. (40-25 at Florida State)

**Largest Halftime Lead:** 18 pts. (42-24 vs. Monmouth and 27-9 vs. EMU)

**Largest Halftime Deficit:** 13 pts. (32-19 at Maryland)

**Average Margin of Victory:** 12.9 ppv

**Average Margin of Defeat:** 6.5 ppd

**Average Margin:** +3.6 ppg

\* - Includes ties

## Van Zegeren Out

The Hokies are planning on seeking a medical redshirt on freshman forward **Joey van Zegeren** ... He suffered a concussion earlier this season and has had other concussion-like issues.

## TOP INDIVIDUAL PERFORMANCES

### VIRGINIA TECH

#### Points

31	Dorenzo Hudson vs. FIU
25	Erick Green at Minnesota
24	Erick Green at URI
24	Jarell Eddie vs. Norfolk State
21	Erick Green vs. Florida State
19	Robert Brown vs. Monmouth
19	Erick Green vs. St. Bonaventure
19	Erick Green at Wake Forest
19	Erick Green vs. Virginia
18	Tyrone Garland vs. Monmouth
18	Dorenzo Hudson vs. Monmouth
18	Erick Green vs. Oklahoma State
18	Dorenzo Hudson at Oklahoma State
18	Erick Green at Maryland
18	Erick Green at Florida State
17	Jarell Eddie vs. Syracuse
17	Erick Green vs. UNC
17	Erick Green vs. Duke
17	Erick Green at Miami
17	Dorian Finney-Smith vs. Boston College
16	Dorenzo Hudson vs. North Florida
16	Erick Green at Oklahoma State
16	Dorenzo Hudson vs. UNC
16	Victor Davila vs. Duke
16	Erick Green at Duke
16	Dorenzo Hudson at Duke
16	Cadarian Raines at Duke
15	seven times

#### Rebounds

16	Dorian Finney-Smith vs. ETSU
14	Dorian Finney-Smith vs. Oklahoma State
14	Jarell Eddie vs. BYU
12	Dorian Finney-Smith at Duke
11	Cadarian Raines vs. North Florida
10	Dorian Finney-Smith vs. FIU
10	C.J. Barksdale vs. Eastern Michigan
10	Dorian Finney-Smith at Oklahoma State
10	Dorian Finney-Smith vs. Florida State
10	Jarell Eddie at Virginia

#### Assists

8	Erick Green vs. North Florida
6	Erick Green vs. Campbell
6	Erick Green at Wake Forest
5	15 times

#### Steals

4	Erick Green at Florida State
3	Cadarian Raines vs. ETSU
3	Erick Green vs. Syracuse
3	Erick Green at URI
3	Cadarian Raines at URI
3	Erick Green vs. Norfolk State
3	Erick Green vs. UNC
2	26 times

#### Blocks

4	Dorian Finney-Smith vs. ETSU
3	Victor Davila vs. FIU
3	Cadarian Raines vs. Oklahoma State
3	Dorian Finney-Smith at URI
3	Cadarian Raines vs. North Florida
2	10 times

### OPPONENTS

#### Points

28	Terrell Stoglin, Maryland
27	Marshall Barnes, UNC
23	Demitrius Conger, St. Bonaventure
23	Kinola Malesevic, URI
23	Austin Rivers, Duke (A)
22	Noah Hartsock, BYU
21	Keiton Page, Oklahoma State (A)
20	Kris Joseph, Syracuse
20	Mike Scott, Virginia (H)
19	Markel Brown, Oklahoma State
19	Seth Curry, Duke (A)
18	Brandon Triche, Syracuse
18	Chris McEachin, Norfolk State
18	Bernard James, Florida State (H)
18	Austin Rivers, Duke (H)
18	Kammeon Holsey, Georgia Tech
17	Jamar Samuels, Kansas State
17	Brandon Davies, BYU
17	Ryan Anderson, Boston College (H)
16	Trey Freeman, Campbell
16	John Henson, UNC
15	eight times

#### Rebounds

16	John Henson, UNC
15	Travis McKie, Wake Forest
15	Bernard James, Florida State (H)
15	Miles Plumlee, Duke (A)
14	Jamar Samuels, Kansas State
11	Ed Waite, Monmouth
11	Tyler Zeller, UNC
11	Ashton Pankey, Maryland
11	Devin Booker, Clemson (H)
10	Kris Joseph, Syracuse
10	C.J. Fair, Syracuse
10	Markel Brown, Oklahoma State
10	Nikita Mescheriakoc, Wake Forest

#### Assists

8	Kendall Marshall, UNC
6	Brandon Triche, Syracuse
5	six times

#### Steals

4	Matt Humphrey, Boston College (A)
4	Matt Humphrey, Boston College (H)
3	Sheldon Cooley, ETSU
3	DeJuan Wright, FIU
3	Kris Joseph, Syracuse
3	Dion Waiters, Syracuse
3	Martavivus Irving, Kansas State
3	Angel Rodriguez, Kansas State
3	Harrison Barnes, UNC
3	Jontel Evans, Virginia (A)
3	Anson Winder, BYU
3	Sean Mosley, Maryland

#### Blocks

6	John Henson, UNC
5	Fab Melo, Syracuse
5	Jordan Henriquez, Kansas State
5	Devidas Dulkys, Florida State (H)
5	K.J. McDaniels, Clemson (H)
4	Carson Desrosiers, Wake Forest
3	Philip Jurick, Oklahoma State (A)
3	Noah Hartsock, BYU
3	Kenny Kadji, Miami
3	DeQuan Jones, Miami
3	Bernard James, Florida State (A)
2	14 times





## End of Game Heroics

In the Hokies' 47-45 victory at #15/17 Virginia on Jan. 22, Hudson scored the Hokies' final five points of the game and six of Tech's last eight points ... With less than 17 seconds remaining, Hudson hit a big three-pointer from the left corner to give Tech a four point lead ... Then, on the defensive end, Hudson made a diving steal attempt in the final second to disrupt the UVA offense.

## Chaney Out

Allan Chaney has been denied medical clearance to return to practice and competition by the Virginia Tech Sports Medicine Department due to continued complications from a cardiac condition ... Since his first diagnosis, Chaney underwent a thorough and exhaustive course of evaluation and treatment ... As a result of his medical condition, the Virginia Tech medical staff has determined that in order to minimize his risk for further complications from his condition, Chaney will not be cleared to return to basketball ... He is in school and will graduate from Virginia Tech this summer.



Allan Chaney

## High Points With Low Points

The Hokies defeated #15/17 Virginia, 47-45, on Jan. 22 in Charlottesville ... The 45 points allowed is the fewest points Tech has ever allowed in an ACC regular season game ... The previous low was 48 points scored by Boston College, in a 67-48, Tech win in Cassell Coliseum on Feb. 26, 2008 ... The fewest points Tech has allowed an ACC opponent since joining the league was a 59-43 Virginia Tech win over Georgia Tech in last season's ACC Tournament ... The Hokies' 47 points at Virginia is the lowest point total for the Hokies ever in an ACC victory ... The last time the Hokies won any game while scoring 47-or-fewer points was a 45-43 win over George Washington on Feb. 4, 1997 in Cassell Coliseum ... Tech has only won three games in the last 50 years in which they have scored 47-or-fewer points ... The win at #15/17 Virginia is Tech's first win over a nationally-ranked team in which Tech scored fewer than 50 points ... The last time the Hokies defeated Virginia and scored fewer than 47 points was Jan. 23, 1942, when Tech downed UVA, 42-35, in Roanoke.

## Family Tradition

Two Hokie players didn't need any introduction when they arrived on campus five years ago ... **JT Thompson** was joined on the Tech team by his cousin, **Dorenzo Hudson**.

## Tech, UVA and #15

With the win at #15 Virginia on Jan. 22, Virginia Tech is now 2-5 all-time against teams ranked #15 in the AP poll ... Tech's only other win against a 15th-ranked team was a 59-53 win over Virginia in the Richmond Coliseum on Jan. 30, 1993.

## Green on the Rise

Last season, **Erick Green** scored 370 points all of last season; he has scored 423 points already this season ... Last year, he averaged 11.6 points per game; this season his average is now at 15.7 ppg ... He also is shooting better from the field, the three-point arc and the free throw line this season, along with averaging 50 percent more rebounds and a half more assists ... Green is the only player in the ACC in the top 10 in scoring, assists and steals.

## They're Free, Aren't They

In the win over FIU, **Dorenzo Hudson** hit all 12 of his free throw attempts ... That is a new career high for perfect free throw shooting in a game for Hudson and is the first game that a Hokie made at least 10 free throws in a game and shot 1.000 since Malcolm Delaney hit 14 of 14 from the line against Maryland on Feb. 15, 2011 ... This is the first time that Hudson has ever made all of his free throw attempts in a game and made 10-or-more free throws ... Hudson made 20-of-21 free throws in the win against Seton Hall on Jan. 2, 2010 in Cancun, Mexico, a game in which Hudson scored a career-high 41 points.

## Roster News

Virginia Tech senior **Joey Racer**, who joined the team as a walk-on in the fall, has been awarded a scholarship for the spring semester by head coach **Seth Greenberg** ... Guard **Will Johnston** joined the team as a walk-on ... Johnston, a 6-3 freshman guard, had been practicing with the team for a week prior to being added to the active roster ... Johnston saw his first-ever ACC action in the final second of the Hokies' 47-45 victory at #15/17 Virginia on Jan. 22 ... Sophomore guard Tyrone Garland has left the program and has transferred to La Salle.



Joey Racer



Will Johnston

## A Lot to Lose

Graduation cost the Hokies two of the most prolific players in school history, plus a two-year starter, Malcolm Delaney, Jeff Allen and Terrell Bell ... Tech lost 63.3 percent of its scoring from last season, along with 63.8 percent of its assists, 61.9 percent of its rebounds and 58.4 percent of its minutes played ... That trio of players combined for 4,534 points and 2,106 rebounds in their careers at Virginia Tech.

## Hokies in ACC Stats

INDIVIDUALS	TEAM	
	All	ACC
<b>Scoring</b>		
Erick Green	7th	5th
Dorenzo Hudson	25th	---
<b>Rebounding</b>		
Dorian Finney-Smith	11th	15th
Jarell Eddie	19th	---
<b>Field Goal Percentage</b>		
Erick Green	8th	---
<b>Free Throw Percentage</b>		
Dorenzo Hudson	5th	---
Erick Green	8th	---
<b>Steals</b>		
Erick Green	7th	5th
<b>3-pt. FG Made</b>		
Jarell Eddie	---	T 10th
<b>Offensive Rebounds</b>		
Dorian Finney-Smith	9th	---
<b>Defensive Rebounds</b>		
Jarell Eddie	10th	---
<b>Minutes Played</b>		
Erick Green	3rd	1st

*as of 2-29-12*

TEAM	TEAM	
	All	ACC
Scoring Offense	7th	9th
Scoring Defense	4th	4th
Scoring Margin	8th	9th
Free Throw Percentages	3rd	6th
Field Goal Percentages	11th	12th
Field Goal % Defense	5th	10th
3-pt. FG Percentage	2nd	T 2nd
3-pt. FG% Defense	2nd	7th
Rebounding Offense	8th	11th
Rebounding Defense	7th	9th
Rebounding Margin	9th	11th
Blocked Shots	10th	10th
Assists	7th	T 11th
Steals	8th	8th
Turnover Margin	6th	2nd
Assist/TO Ratio	7th	7th
Offensive Rebounds	6th	9th
Defensive Rebounds	10th	12th
Offensive Rebound %	12th	12th
Defensive Rebound %	7th	9th
3-pt. FG Made	4th	T 4th



## A Big Time Performance

**Dorian Finney-Smith** has shown a return to form recently ... In the win over Boston College, DFS led the Hokies with 17 points and eight rebounds, but no rebound and basket was bigger than his tip-in of a missed shot with 2.4 seconds remaining to give the Hokies the lead for good and the victory ... In the win against Clemson, DFS scored 12 points and grabbed a team-high eight rebounds ... He hit two, three-point field goals, one more than he had made in the previous seven league games, combined ... His 12 points equaled his total points in the first seven ACC contests of the year ... DFS grabbed a team-high eight rebounds in the loss at Miami and grabbed 12 boards in the loss at #5 Duke.



Dorian Finney-Smith

## The First Freshman

**Dorian Finney-Smith** accomplished something in the win over ETSU that has not happened in Blacksburg for quite some time ... His double-double of 10 points and 16 rebounds is the first time a Hokie freshman has accomplished that feat in their collegiate debut since Nov. 9, 2007, when Jeff Allen scored 19 points and had 10 rebounds against Elon ... Allen was the first since Dale Solomon accomplished that feat with 23 points and 11 rebounds in a win over Buffalo State in 1978 ... The last time a Tech freshman had at least 16 rebounds in any game was Ace Custis, who grabbed 16 rebounds against VMI on Dec. 9, 1993 ... Finney-Smith added his second career double-double with 14 points and 10 rebounds in the win over FIU and recorded No. 3 with 10 points and 14 rebounds in the win over Oklahoma State in Madison Square Garden.

## Lights, Camera, Hokies

Tech is 102-104 on television under **Seth Greenberg** ... The Hokies were 16-11 last season and are 7-13 this season ... All the rest of the Hokies' games this season are televised ... The Hokies made a school-record 30 appearances in the 2008-09 season and made a then-school record 26 television appearances the year before ... Tech is 7-3 in games streamed on the internet.

## Green on Cousy List

Virginia Tech guard **Erick Green** was named as a candidate for the 2012 Bob Cousy Award ... The award recognizes the top point guards in college basketball and is presented by The Naismith Memorial Basketball Hall of Fame in Springfield, Massachusetts.

## Raising That Number

**Dorenzo Hudson** began the season as a 74.6 percent career free throw shooter ... So far this season, Hudson is 83-100 from the line, good for 83.0 percent ... He has raised his career percentage to 77.2 percent from the line.

## Hudson Honored by ACC

Virginia Tech guard **Dorenzo Hudson** was named the Atlantic Coast Conference Co-Player of the Week for the week ending Nov. 20, 2011 ... Hudson, a redshirt senior from Charlotte, N.C., averaged 24.5 points and 2.5 assists in wins over Monmouth and FIU ... In the 78-63 win over FIU, he was eight-of-13 from the floor and a perfect 12-of-12 from the free throw line en route to scoring an ACC season-high 31 points in a victory that advanced the Hokies to the semifinals of the NIT Season Tip-Off.

## On This Date

Virginia Tech is 10-13 all-time in games played on March 1 ... Tech has lost its last four games on this date, most recently a 76-61 loss to Boston College in Cassell Coliseum last year ... Tech is 1-4 in road games on this date ... Tech is 0-4 in ACC games on this date and is 0-8 against schools currently in the ACC on this date ... Tech is 0-2 against Clemson on this date.

## Coming Next Year

On Nov. 9, the Hokies announced the signing of two players to National Letters of Intent ... **Montrezl Harrell**, a 6-7 forward from Tarboro, N.C., and **Marshall Wood**, a 6-7 forward from Rustburg, Va., will join the program in the fall of 2012 ... Harrell is playing this season at Hargrave Military Academy in Chatham, Va., and Wood is playing at Rustburg H.S. near Lynchburg, Va.

## Rebounds

Since the Hokies joined the ACC in 2004, a Tech player has grabbed 15-or-more rebounds in a game seven times ... Here are those seven instances.

- 21 Jeff Allen vs. Longwood (12-14-08)
- 19 Jeff Allen at BC (2-5-11)
- 18 Coleman Collins vs. Duke (2-17-05)
- 17 Jeff Allen vs. Seton Hall (1-2-10)
- 16 Jamon Gordon at Clemson (3-1-06)
- Jeff Allen at ODU (12-16-07)
- Dorian Finney-Smith (11-12-11)**

## Tech Talk Live

**Tech Talk LIVE!**, Presented by Geico is broadcast every Monday night at Bull & Bones Brewhaus and Grill at the First and Main complex in Blacksburg.

The radio program airs from 7-8 p.m. in front of a live audience, and can be heard on Virginia Tech IMG Sports Network radio affiliates throughout the region and on-line through Hokies All-Access.

Coach Greenberg appears on the program. Fans can submit a question or comment via [hokiesports.com](http://hokiesports.com)



## Radio Network

### 2011-12 Virginia Tech IMG Sports Network

<b>Abingdon</b>	<b>WFHG-FM 92.7 FM</b>
<b>Blacksburg</b>	<b>WBRW-FM 105.3 FM</b>
<b>Blackstone</b>	<b>WBBC-FM 93.5 FM</b>
<b>Bluefield, WV</b>	<b>WKQY-FM 100.9 FM</b>
<b>Bluefield, WV</b>	<b>WKEZ-AM 1240 AM</b>
<b>Bristol</b>	<b>WFHG-AM 980 AM</b>
<b>Charlottesville</b>	<b>WKAV-AM 1400 AM</b>
<b>Clifton Forge</b>	<b>WXCF-AM 1230 AM</b>
<b>Clifton Forge</b>	<b>WXCF-FM 103.9 FM</b>
<b>Clincho</b>	<b>WDIC-AM 1430 AM</b>
<b>Clintwood</b>	<b>WDIC-FM 92.1 FM</b>
<b>Chatham/Gretna</b>	<b>WMNA-FM 106.3 FM</b>
<b>Galax</b>	<b>WWWJ-AM 1360 AM</b>
<b>Gate City</b>	<b>WGAT-AM 1050 AM</b>
<b>Harrisonburg</b>	<b>WSIG-FM 96.9 FM</b>
<b>Jacksonville, NC</b>	<b>WAVQ-AM 1400 AM</b>
<b>Lebanon</b>	<b>WLRV-AM 1380 AM</b>
<b>Luray</b>	<b>WMXH-FM 105.7 FM</b>
<b>Lynchburg</b>	<b>WLNI-FM 105.9 FM</b>
<b>Marion</b>	<b>WOLD-FM 102.5 FM</b>
<b>Martinsville</b>	<b>WMVA-AM 1450 AM</b>
<b>Morningside, MD</b>	<b>WHFS-AM 1580 AM</b>
<b>New Bern, NC</b>	<b>WWNB-AM 1490 AM</b>
<b>New Bern, NC</b>	<b>WWNB-FM 103.9 FM</b>
<b>Norfolk</b>	<b>WNIS-AM 790 AM</b>
<b>Onley</b>	<b>WESR-AM 1330 AM</b>
<b>Onley</b>	<b>WESR-FM 103.3 FM</b>
<b>Richmond</b>	<b>WRNL-AM 910 AM</b>
<b>Richmond*</b>	<b>WRVA-AM 1140 AM</b>
<b>Roanoke</b>	<b>WSNV-FM 93.5 FM</b>
<b>Staunton</b>	<b>WTON-AM 1240 AM</b>
<b>Tazewell</b>	<b>WKQY-FM 100.1 FM</b>
<b>Warsaw</b>	<b>WNNT-FM 107.5 FM</b>
<b>Warsaw</b>	<b>WNNT-AM 690 AM</b>
<b>Washington, DC</b>	<b>WJFK-FM 106.7 FM</b>
<b>White Stone</b>	<b>WIGO-FM 104.9 FM</b>
<b>Winchester</b>	<b>WINC-AM 1400 AM</b>
<b>Wytheville</b>	<b>WXBX-FM 95.3 FM</b>





### Versus the Best

**Seth Greenberg** entered this season with four career wins against No. 1-ranked teams and three of those have come since Virginia Tech joined the ACC in 2004 ... The three ACC wins against No. 1-ranked teams (all three opponents were ACC foes) ranks Greenberg tied for sixth among all-time ACC coaches ... The three victories are tied for third (with Florida State's Leonard Hamilton) among current ACC coaches.

### 13 Threes

Virginia Tech made a season-high 13 three-pointers in the loss to #8/8 North Carolina on Jan. 19 ... It is the second time this season that Tech has reached double-figures in three-point field goals in a game, surpassing the 10 made threes in the season-opening win over ETSU ... It is also the most three-pointers made by the Hokies since joining the ACC and the most since Tech hit a school-record 16 three-pointers in a home loss to Marquette on Jan. 7, 1989 ... Tech made 11 three-pointers in the overtime win over Georgia Tech on Feb. 18.

### What's Up Next

The regular season comes to a close on Sunday evening, as the Hokies will host NC State on Senior Night ... The game will tip-off at 6 p.m. and will be broadcast by ESPN.

### That's an Improvement

Virginia Tech's **Jarell Eddie** is fourth in the ACC in improved scoring from last year ... As a freshman, Eddie averaged just 2.9 points per game ... This season, he has improved to 9.3 points per game ... That +6.4 ppg trails only Terrell Stoglin of Maryland (+9.8), C.J. Williams of NC State (+7.0) and C.J. Harris of Wake Forest (+6.7).

### All-Time Scoring

Here is a list of the names **Dorenzo Hudson** is approaching on the list of all-time leading scorers in Virginia Tech history.

#### Career Points

- 29. **Loyd King** ..... 1,248
- 30. Damon Watlington..... 1,224
- 31. Jeff Schneider..... 1,178
- 32. Rolan Roberts..... 1,169
- 33. Dick Sayre ..... 1,165
- 34. **Dorenzo Hudson** ..... 1,159

### Going Green

**Erick Green** was one of the most improved players in the ACC last season ... In the 26 games after he stepped into the starting line-up, Green had a great assist/turnover ratio ... In that span, he had 82 assists and just 35 turnovers ... He had 31 assists as a freshman in the 2009-10 season ... After entering the starting line-up in the win over Penn State last season, Green had eight games in which he did not commit a turnover, including the entire month of December (six games in which he had 15 assists and 0 turnovers) ... He has 74 assists and 44 turnovers this season.

### Hot Shooting

In the win over Monmouth, the Hokies shot 62.5 percent from the field ... That is the highest single-game percentage for the Hokies since a 69.2 percent performance in the win over Mount St. Mary's last season ... Tech was 66.7 percent from three-point range ... That is the highest single-game percentage since shooting 66.7 percent from three-point range in the win at Wake Forest last season ... The last time the Hokies shot better than 66.7 percent from three-point territory was 68.8 percent against Wisconsin on Dec. 1, 2008 ... Tech followed that with a 51.9 percent shooting night in the win over FIU ... That marks the first time since the wins over Wake Forest and Maryland (on Jan. 15 and 20, 2011) that the Hokies have recorded back-to-back games of better than 50 percent shooting from the field ... Tech has shot better than 50 percent from the field in five of its 16 games this season.

### Our Name, Please

When referring to Virginia Tech, we ask that you please leave it at that - Virginia Tech ... Virginia Tech University is not now and never has been a name for the school ... The official name of the university is Virginia Polytechnic Institute and State University ... "VahTech", VPI, VPI&SU, VPI and SU and Va. Tech are also not recognized names and should not be used ... VT is acceptable as a shortended, agate form ... When referring to the school by its nickname, please use "Hokies" ... Your help in these matters is appreciated.

### Scheduling Oddity

The 67-61 win on New Year's Eve was the second meeting of the season between Oklahoma State and Virginia Tech ... The last time Tech played the same non-conference opponent twice in the same season was the 1992-93 season, when Tech split a home-and-home series with East Carolina.

### The State We're In

Virginia Tech is 420-305 (.579) all-time against schools from Virginia ... Tech is 2-1 against state schools this year ... The Hokies have played 14 schools from the state ... With the win over Norfolk State on Dec. 11, the only state Division I school that Tech has not played is Hampton ... Tech holds winning records against 10 of the schools and even records against two others ... Tech is 25-15 against schools from Virginia under **Seth Greenberg**.

**Erick Green is the only player in the ACC in the top 10 in scoring, field goal percentage, minutes played and steals.**

### 2011-12 Starters

Green, Hudson, Finney-Smith, Eddie, Davila .....	9-5
Garland, Hudson, Finney-Smith, Eddie, Davila .....	1-0
Green, Rankin, Hudson, Barksdale, Davila .....	1-0
Rankin, Green, Hudson, Finney-Smith, Eddie, Davila .....	1-1
Green, Rankin, Finney-Smith, Eddie, Davila .....	1-2
Green, Brown, Finney-Smith, Eddie, Davila .....	1-2
Green, Hudson, Finney-Smith, Eddie, Raines .....	1-3
Green, Brown, Raines, Eddie, Davila .....	0-1

### Virginia Tech Streaks

	Total	Home	Road	Neutral
Overall	Lost 2	Lost 1	Lost 4	Won 1
ACC*	Lost 2	Lost 1	Lost 4	---
Non-Conference	Lost 1	Lost 1	Won 2	Won 1

\* - regular season games only

Longest winning streak this season	6, 12-7 thru 1-7
Longest losing streak this season	4, 1-7 thru 1-19



**Second on the List**

With the win at Campbell last season, **Seth Greenberg** recorded his 110th career victory at Virginia Tech and passed Chuck Noe into second place in career coaching wins ... He currently has 169 career victories at Virginia Tech ... Charlie Moir is tops on the list with 213 victories.

**Green is Good**

**Erick Green** was named to the 2011 NIT Season Tip-Off All-Tournament team ... Green scored 14 points in the loss to #5/5 Syracuse and led the Hokies with 18 points in the win over Oklahoma State.

**Hostile Crowds**

The announced crowd of 12,528 at Kansas State last season was the largest crowd to witness a Virginia Tech non-conference away or neutral site game since Dec. 21, 2006, when the Hokies defeated Seton Hall, 80-61, in Madison Square Garden in front of 19,528 ... The last time the Hokies played in front of a larger crowd on a non-conference opponent's home court was Nov. 28, 2005, when the Hokies fell to Ohio State in the Shottenstein Center in front of an announced crowd of 13,218 ... Tech's 67-61 victory at Oklahoma State on Dec. 31, 2011 was in front of a crowd of 12,500.

**Notes From the Win Over EMU**

In the Hokies' win over Eastern Michigan, Tech held the Eagles to just nine points in the first half ... That is the fewest points allowed in a half by the Hokies since at least 2000 ... It also marked the second-fewest points allowed by a team in a Division I game this season ... Wisconsin allowed Kennesaw State just eight points in the first half of their game on Nov. 12 in Madison ... Tech held the Eagles to just 28.1 percent from the field, including 14.3 percent in the first half ... That marks the third time this season that the Hokies have held an opponent under 30 percent from the field this season.

**VT vs. The Conferences**

<b>ACC REGULAR SEASON</b> .....	<b>4-10</b>
Atlantic Sun (ETSU, UNF).....	2-0
Atlantic 10 (St. Bonaventure, URI).....	2-0
Big 12 (Kansas State, Oklahoma State).....	2-1
BIG EAST (Syracuse).....	0-1
Big South (Campbell).....	1-0
Big Ten (Minnesota).....	0-1
MAC (Eastern Michigan).....	1-0
MEAC (Norfolk State).....	1-0
Northeast (Monmouth).....	1-0
Sun Belt (FIU).....	1-0
West Coast (BYU).....	0-1
<b>Total</b> .....	<b>15-14</b>

**Tech Loves the Garden**

Madison Square Garden has always been special to the Hokies ... Since **Seth Greenberg** took over as the Hokies' head coach in 2003, Tech has played nine games in "The World's Most Famous Arena" and has a 7-2 record in those games ... Tech has also won two Holiday Festivals in this building ... All in all, the Hokies are 14-5 in MSG and won two NIT post-season titles, in 1973 and 1995.

**Solomon is a Legend**

Former Tech player Dale Solomon has been named Virginia Tech's 2012 ACC Legend ... Solomon will be honored at the 2012 ACC Tournament in Atlanta ... One of the best basketball players in Tech history, he was a 6-9 center-forward who combined power with a soft shooting touch ... He helped the teams of Charlie Moir to a four-year record of 78-41, which included two NCAA Tournament appearances and one NIT berth ... Solomon led Tech in scoring in each of his four seasons and ended his career with 2,136 points, which still ranks 4th on the Hokies' career scoring list ... Solomon's career scoring average (18.4) is Tech's 9th best ... His career field goal percentage of .567 is the second best in Tech history and his 856 career rebounds rank 7th ... He was named to the first-team All-Metro Conference in each of his four seasons. Solomon was named the Metro Conference Tournament MVP and Freshman of the Year in 1979, leading the Hokies to the Metro Conference championship ... Solomon was selected in the third round of the 1982 NBA Draft by the Philadelphia 76ers but did not play in the NBA. He did play professionally in Italy for 12 seasons. He is a native of Annapolis, Md.

**Raines Improving Numbers**

Entering the 2011-12 season, **Cadarian Raines** had made a grand total of 13-of-38 field goal attempts, for 34.2 percent from the field ... This season, Raines is 66-of-127 from the field, for 52.0 percent ... He has raised his career field goal percentage to 47.9 percent from the floor ... He has made 16-of-27 field goal attempts in his current string of four starts and is 18-of-32 in his four starts this season ... Raines has also made 10-of-his-last 16 free throw attempts, good for 62.5 percent, higher than his season, ACC and career average.



*Senior Dorenzo Hudson (left) scored his 1,000th career point in the Hokies' win at Oklahoma State on Dec. 31.*

*Erick Green (right) has scored in double figures in an ACC-best 30 consecutive games.*




**First Meeting**

The Hokies defeated Clemson, 67-65, in Cassell Coliseum on Feb. 4, 2012 ... Tech led throughout the entire game and led 64-50 with 5:26 remaining, but Clemson closed the game on a 15-3 run to whittle the lead to two points ... **Erick Green** gave Tech a 67-63 lead on a free throw with 0:41 remaining and Tech held on for the win ... **Jarell Eddie** led all scorers with 15 points, along with six rebounds, three assists and two blocked shots ... **Dorian Finney-Smith** scored 12 points and had a team-high eight rebounds and Green added 10 points in the win.

# *The Last Time That...*

Tech scored 100 points and won: 103-94, OT vs. Seton Hall, 1-2-10  
 Tech scored 100 points and lost: 100-104 2OT vs. Maryland, 2-27-10  
 Tech played in overtime: 65-70, OT, at Duke, 2-25-12  
 Tech played in consecutive overtime games: 75-74 at Clemson, 2-8-06 & 77-81 at Virginia, 2-11-06  
 Tech played 2 OT: 100-104, 2OT vs. Maryland, 2-27-10  
 Tech played 3 OT: 86-90 at WVU, 2-2-83  
 Tech scored 100+ points: 102-77, vs. Georgia Tech, 2-13-11  
 Tech scored 90-99 points: 91-46, vs. Monmouth, 11-14-11  
 Tech scored 80-89 points: 84-55, vs. North Florida, 12-19-11  
 Tech scored 70-79 points: 74-73, OT, vs. Georgia Tech, 2-18-12  
 Tech scored 60-69 points: 65-70, OT, at Duke, 2-25-12  
 Tech scored 50-59 points: 59-61 vs. Virginia, 2-21-12  
 Tech scored 40-49 points: 47-48 at Florida State, 2-16-12  
 Tech scored 30-39 points: 33-43 at East Carolina, 1966-67 season  
 Tech scored 20-29 points: 27-40 at McGuire Gen., 1945-46 season  
 Tech scored 10-19 points: 16-45 at Virginia, 1938-1939 season  
 Tech scored less than 10 points: 7-31 at W&L, 1922-1923 season  
 Tech allowed 100+ points: 100-104, 2OT vs. Maryland, 2-27-10  
 Tech allowed 90-99 points: 103-94, OT vs. Seton Hall, 1-2-10  
 Tech allowed 80-89 points: 68-82 vs. North Carolina, 1-19-12  
 Tech allowed 70-79 points: 65-70, OT, at Duke, 2-25-12  
 Tech allowed 60-69 points: 59-61 vs. Virginia, 2-21-12  
 Tech allowed 50-59 points: 55-58 at Wake Forest, 1-7-12  
 Tech allowed 40-49 points: 47-48 at Florida State, 2-16-12  
 Tech allowed 30-39 points: 99-34, vs. Mount St. Mary's, 1-2-11  
 Tech allowed 20-29 points: 31-25 vs. Richmond, 2-1-46  
 Tech allowed 10-19 points: 60-19 vs. Lynchburg College, 1-9-46  
 Tech allowed less than 10 points: 28-9 vs. Hampden-Sydney, 1-17-23  
 Largest margin of victory: 83 points vs. Randolph Macon Academy, 87-4, 1-10-11  
 Largest margin of victory in an ACC game: 29 points vs. Wake Forest, 94-65, 1-15-11  
 Two Tech players recorded double-doubles in a game: Jeff Allen (18 pts./15 rebs.) and Victor Davila (12 pts./10 rebs.) vs. Duke, 2-26-11  
 Two Tech players recorded double-doubles in consecutive games: vs. UNC, ACC Tournament, 3-13-09 and vs. Duquesne, NIT, 3-18-09  
 Tech player had five or more steals: Manny Atkins (5) vs. Mount St. Mary's, 1-2-11  
 Tech player had 10 or more assists in a game: Malcolm Delaney (10) vs. Baylor, NIT, 3-21-09  
 Tech player had 20 or more rebounds in a game: Jeff Allen (21) vs. Longwood, 12-14-08  
 Two Tech players had double figures in rebounds: Victor Davila (10 rebounds) and Jeff Allen (15 rebounds) vs. Duke, 2-26-11  
 Two Tech players had five or more assists: Dorian Finney-Smith (5) & Tyrone Garland (5) vs. FIU, 11-15-11  
 Two Tech players scored 20 or more points: Malcolm Delaney (33 points) & Jeff Allen (25 points) vs. Georgia Tech, 2-13-11  
 Tech player scored 30-39 points in a game: 31, Dorenzo Hudson vs. FIU, 11-15-11  
 Tech player scored 40-49 points in a game: 41, Dorenzo Hudson vs. Seton Hall, 1-2-10  
 Tech player scored 50+ points in a game: 51, Bimbo Coles vs. Southern Miss., 2-6-88  
 Tech defeated a ranked opponent on the road: 80-77 at #12/13 Clemson, 2-25-09  
 Tech defeated a ranked opponent at home: 64-60 vs. #1 Duke, 2-26-11  
 Tech player had consecutive double-doubles: Jeff Allen, 2-15-11 & 2-19-11  
 Tech player had six consecutive double-doubles: Jeff Allen, 1-30-11, 2-2-11, 2-5-11, 2-13-11, 2-15-11 & 2-19-11  
 Tech player had seven consecutive double-doubles: Jeff Allen, 1-25-11, 1-30-11, 2-2-11, 2-5-11, 2-13-11, 2-15-11 & 2-19-11  
 Tech held opponent without a double-figure scorer: 65-47 vs. Miami, ACC Tournament, 3-12-09  
 Tech had five players score in double figures: vs. Campbell, 12-17-11  
 Tech had six players score in double figures: vs. Wake Forest, 1-15-11  
 Tech did not make a three-point field goal: at Providence, 2-1-03  
 Tech's opponent did not make a three-point field goal: at NC State, 2-10-10  
 Tech did not shoot a free throw in the first half: vs. Purdue, 12-1-10  
 Tech did not shoot a free throw in the second half: vs. Virginia, 12-5-10  
 Tech allowed a triple-double: Iman Shumpert (22 pts., 12 rebs., 11 assists), at Georgia Tech, 1-25-11  
 Tech allowed fewer than 10 points in a half: 9 points, vs. Eastern Michigan, 12-22-11







# Head Coach Seth Greenberg



Success is not a given. Only through hard-work and dedication, will success come. In his eighth season at Virginia Tech, Seth Greenberg has set the Hokies onto a course

of winning and competing at the highest level.

Since joining the Hokies, Greenberg has established himself as not only a builder of programs, but as a coach who has an eye on the ultimate goal.

Greenberg has a career record of 382-290, now in his 22nd season as a collegiate head coach and a 169-120 record in his ninth season at Virginia Tech. Since coming to Blacksburg, Greenberg's Hokies have three wins over No. 1 ranked teams, including, most recently, a 64-60 victory over top-ranked Duke on Feb. 26, 2011 in Cassell Coliseum.

In the 2006-07 season, the Hokies engineered a historic sweep over North Carolina, including a 94-88 win over the Tar Heels in Cassell Coliseum when UNC was the top-ranked team in the country. Couple that victory against North Carolina with a 69-67 overtime win at No. 5 Duke the week before, the Hokies spent time atop the ACC standings for the first time ever. During the 2008-09 season, the win at No. 1 Wake Forest and an 80-77 win at No. 12 Clemson were added to the list. This past season, home wins over a pair of No. 23 teams, Miami and Wake Forest, continued the run of top 25 victories.

With Greenberg's win at Campbell on Nov. 23, 2009, he passed Chuck Noe into second place on the all-time wins list at Virginia Tech with 110 victories. Only Charlie Moir, with 213 victories, has more wins at Tech than Greenberg.

In his time at Virginia Tech, Greenberg is 3-3 against top-ranked teams, with all three losses coming on final possessions. Tech has made five consecutive post-season appearances and six in

Greenberg's eight years in Blacksburg.

The Hokies moved into the new \$21 million practice facility in August 2009. This building brings Virginia Tech basketball the "WOW Factor!" that it needs to compete among the elite in college basketball and is the culmination of a vision that Greenberg has for the university and its basketball program.

In the past few years, Greenberg has received two awards that not only speak to his success on the court, but his works off the court as well. In September 2009, Greenberg was presented with the inaugural Al LoBalbo Award by his alma mater, Fairleigh Dickinson University. And in April, Greenberg was inducted into The National Jewish Sports Hall of Fame and Museum.

On March 11, 2008, Greenberg added another honor, as he was named the Atlantic Coast Conference's 2008 Coach of the Year. This marked the second time in four years that Greenberg earned the honor.

In the 2006-07 season, the Hokies defeated four nationally ranked teams and had a 3-0 record against teams ranked in the top-five. And as the 2010-11 season unfolds, Greenberg has the Hokies poised for even loftier achievements.

On April 3, 2003, the Hokies introduced Greenberg as their 27th head coach. A proven program builder, an admired and innovative tactician and an experienced recruiter, Greenberg took over the reigns of a Tech program that has made tremendous strides in his first six seasons in Blacksburg.

Greenberg earned his first major honor at Virginia Tech in 2005, being named the ACC Coach of the Year by the Atlantic Coast Sports Media Association. He was the fourth Hokie honored by the group for the team's play during the Hokies' inaugural ACC season. The Richmond Times-Dispatch named Greenberg the Coach of the Year in the Commonwealth of Virginia.

The aggressive, up-tempo style that Greenberg installed in his first season with the Hokies has seen dividends and has brought a renewed sense of excitement to Cassell Coliseum, as well as to the "Hokie Nation." Perhaps the

biggest influences seen in the program have been the work ethic and attention to details that Greenberg and his staff have instilled. And when speaking of hard work, the principle begins at the top, with Greenberg himself. Long hours of watching film, instructing players and developing the program, along with tirelessly working to promote the program and university while being involved in the community, have made Greenberg a popular face on the Blacksburg campus and in the "Hokie Nation."

Greenberg came to Virginia Tech from the University of South Florida, where he served as head coach for seven seasons. At USF, Greenberg had a record of 108-100. Prior to USF, Greenberg was the head coach at Long Beach State University, where his overall record was 105-70.

During his time at Long Beach State and USF, Greenberg's teams posted impressive records against major conference opponents. During his Long Beach State tenure there were wins over four nationally-ranked teams, including a 64-49 victory against then-No. 1 Kansas at Allen Fieldhouse in 1992-93. At South Florida, his teams were 2-0 against Ohio State, had two wins over Texas and won at Pittsburgh during the Panthers' run to the Sweet 16 in the 2001-02 season. The Bulls defeated eventual Final Four team Wisconsin in the 1999-2000 season.

A 1978 graduate of Fairleigh Dickinson, Greenberg was a four-year letter winner under head coach Al LoBalbo. His father, the late Ralph Greenberg, played at Long Island University under coaching legend Clair Bee, one of college basketball's all-time winningest coaches.

Greenberg began his coaching career as an assistant at Columbia in 1978. He moved to Pittsburgh two years later, where he made two trips to the NCAA Tournament in three years with the Panthers. He spent the 1983-84 season at Virginia, helping the Cavs reach the Final Four before moving on to Miami as an assistant under future Virginia Tech head coach Bill Foster. At Miami, he helped

# Head Coach Seth Greenberg



revive a program that had been dormant for a number of years.

Greenberg first went to Long Beach State as associate head coach under Joe Harrington. Greenberg replaced him three years later when Harrington accepted the head coaching position at Colorado. In his six seasons at LBSU, Greenberg led the 49ers to two NCAA Tournament appearances and one NIT appearance. He led LBSU to two Big West Conference championships and one Big West regular-season title. While Greenberg was at LBSU, the 49ers defeated four nationally ranked teams. Greenberg also tutored future NBA players Bryon Russell, Lucious Harris and Juaquin Hawkins.

In the summer of 2004, Greenberg received a lofty honor when he was inducted into the Five Star Basketball Camp's Hall of Fame. The honor, shared by some of the greatest coaches like Rick Pitino and Hubie Brown, was bestowed for the many years that Greenberg has been a part of the nation's top summer basketball camp as an instructor and guest speaker.

Greenberg has always been involved

in charitable organizations and causes. In September of 2009, he was the winning head coach in the inaugural "Chairmen of the Boards" 3-on-3 charity basketball tournament to benefit Tuesday's Children in New York City. This group is the premiere non-profit organization serving the needs of the 9/11 community, providing a wide-range of programming from mentoring, to advocacy for children, to next-step life skills and leadership training for 9/11 families and rescue and recovery workers.

When confronted by the destruction of Hurricane Katrina, Greenberg knew he had to get involved. He served as the chairman of the organizing committee of AllCoachesCare.com, a major on-line sports auction that raised money for Habitat for Humanity and its efforts in helping to rebuild the Gulf Coast area. Working tirelessly, Greenberg helped the group acquire goods and services for the auction and also spent countless hours speaking on television and radio and to media members getting the word out about the auction.

This past season, Greenberg took on a leadership role with "Shots from the

Heart," an event that helped the American Heart Association raise money to fight heart disease. The event featured selected head coaches and assistant coaches in a bracketed free throw shooting contest.

Greenberg and his wife, Karen, are the parents of three daughters: Paige, 22, Ella, 19, and Jacqueline, 16. Paige graduated from Virginia Tech in May 2010 and Ella will be a junior cheerleader for the Hokies in the fall of 2011. Greenberg is active in a number of organizations and causes, including the Great American Teach-in, the American Heart Association, Coaches vs. Cancer and the Boys and Girls Club.

**Infiniti Coaches' Charity Challenge**

**[www.ESPN.com/Infiniti](http://www.ESPN.com/Infiniti)**

## The Greenberg File

### COACHING EXPERIENCE

Head Coach,  
Virginia Tech, 2003-present  
169-120 record (.585)  
Head Coach,  
University of South Florida, 1996-2003  
108-100 record (.519)  
Head Coach,  
Long Beach State University, 1990-96  
105-70 record (.600)  
**382-290 overall head coaching record (.568)**  
Associate Head Coach,  
Long Beach State University, 1987-90  
Assistant Coach, University of Miami, 1984-87  
Assistant Coach, University of Virginia, 1983-84  
Assistant Coach, University of Pittsburgh, 1980-83  
Assistant Coach, Columbia University, 1978-80

### POSTSEASON APPEARANCES

NIT — 1992, 2000, 2002, 2005, 2008, 2009, 2010, 2011 (Head Coach) 1988, 1990 (Assistant Coach)  
NCAA — 1993, 1995, 2007 (Head Coach)  
1981, 1982,  
1984 Final Four (Assistant Coach)

### PERSONAL

**Born** - April 18, 1956, Plainview, N.Y.  
**High School** - John F. Kennedy, 1974  
**College** - Fairleigh Dickinson University 1978  
**Family** - Wife: Karen - Daughters: Paige (22), Ella (19) and Jacqueline (16)

### EDUCATION

B.A., Broadcast Journalism,  
Fairleigh Dickinson University, 1978



*Virginia Tech head basketball coach Seth Greenberg, with daughters, Ella, Jacqueline, wife, Karen and daughter, Paige.*

# VICTOR DAVILA

SENIOR • FORWARD • 6-8 • 245  
CANOVANAS, P.R. • STARMOUNT (N.C.)

# #14



## SEASON STATISTICS

Opponent	Min	FG-A-%	3FG-A-%	FT-A-%	O-D-T	A	TO	Blk	Stl	Pts
EAST TENNESSEE ST.	23	3-5-.600	0-0-.000	1-2-.500	2-4-6	3	0	2	0	7
MONMOUTH#	18	2-3-.666	0-0-.000	2-6-.333	0-5-5	0	2	2	0	6
FIU#	26	5-6-.833	0-0-.000	1-4-.250	1-6-7	2	1	3	0	7
vs. 5 Syracuse^	22	3-5-.600	0-0-.000	0-1-.000	2-0-2	0	4	0	0	6
vs. Oklahoma State^	18	1-5-.200	0-0-.000	0-0-.000	3-2-5	1	2	0	1	2
ST. BONAVENTURE	30	5-8-.625	0-0-.000	3-3-1.000	0-2-2	0	2	0	1	13
at Minnesota%	33	4-9-.444	0-0-.000	2-2-1.000	3-4-7	0	2	0	0	10
KANSAS STATE	17	0-2-.000	0-0-.000	1-2-.500	0-1-1	0	0	1	0	1
at Rhode Island	13	0-2-.000	0-0-.000	0-0-.000	0-1-1	0	2	1	1	0
NORFOLK STATE	13	2-5-.400	0-0-.000	2-2-1.000	0-0-0	0	0	0	1	6
CAMPBELL	21	6-9-.667	0-0-.000	3-3-1.000	0-3-3	0	1	0	1	15
NORTH FLORIDA	16	4-6-.667	0-0-.000	0-1-.000	0-2-2	1	2	1	1	8
EASTERN MICHIGAN	25	2-5-.400	0-0-.000	1-3-.333	0-4-4	1	2	0	1	5
at Oklahoma State	22	2-4-.500	0-0-.000	4-5-.800	2-1-3	1	1	1	1	8
at Wake Forest*	28	3-4-.750	0-0-.000	2-4-.500	2-5-7	0	1	0	0	8
FLORIDA STATE*	15	0-3-.000	0-0-.000	0-0-.000	1-0-1	0	0	1	0	0
at Boston College*	28	5-7-.714	0-0-.000	4-5-.800	2-2-4	0	0	1	0	14
8/8 NORTH CAROLINA*	25	1-4-.250	0-0-.000	0-0-.000	1-7-8	0	1	0	0	2
at 15/17 Virginia*	22	1-2-.500	0-0-.000	0-0-.000	2-3-5	1	2	0	0	2
BYU	24	4-5-.800	0-0-.000	4-6-.667	1-3-4	0	1	0	0	12
at Maryland*	29	5-8-.625	0-0-.000	4-4-1.000	3-5-8	2	0	1	1	14
7/5 DUKE*	29	6-8-.750	0-0-.000	4-6-.667	4-3-7	2	2	1	0	16
CLEMSON*	25	2-5-.400	0-0-.000	2-3-.667	2-2-4	0	2	0	0	6
at Miami*	22	3-4-.750	0-0-.000	0-0-.000	2-4-6	1	4	0	0	6
BOSTON COLLEGE*	28	5-6-.833	0-0-.000	0-0-.000	3-1-4	1	2	0	1	10
at 20/21 Florida State*		-- Did Not Play --								
GEORGIA TECH*		-- Did Not Play --								
25/arv VIRGINIA*		-- Did Not Play --								
at 5/4 Duke*		-- Did Not Play --								
at Clemson*										
NC STATE*										

\* - ACC games; # - NIT Season Tip-Off (Blacksburg, Va.); ^ - NIT Season Tip-Off (New York, N.Y.); % - Big 10/ACC Challenge

## SEASON/CAREER GAME HIGHS

POINTS	
Season	16 vs Duke (2/2/12)
Career	16 vs Elon (11/26/08), vs Duke (2/2/12)
ACC	16 vs Duke (2/2/12)

MINUTES PLAYED	
Season	33 at Minnesota (11/30/11)
Career	39, 3x-last vs Duke (2/26/11)
ACC	39, 3x-last vs Duke (2/26/11)

FIELD GOALS MADE	
Season	6 vs Campbell (12/17/11), vs Duke (2/2/12)
Career	7 vs Elon (11/26/08), vs Maryland (2/15/11)
ACC	7 vs Maryland (2/15/11)

FIELD GOAL ATTEMPTS	
Season	9 at Minn. (11/30), vs Campbell (12/17)
Career	13 vs VMI (12/9/09)
ACC	10 vs Duke (2/26/11)

3-PT FIELD GOALS MADE	
Season	N/A
Career	N/A
ACC	N/A

3-PT FIELD GOAL ATTEMPTS	
Season	N/A
Career	1 vs Oklahoma State (11/26/10)
ACC	N/A

FREE THROWS MADE	
Season	4, 4x, last vs Duke (2/2/12)
Career	7 vs Georgia Tech (2/13/11)
ACC	7 vs Georgia Tech (2/13/11)

FREE THROW ATTEMPTS	
Season	6 vs Monmouth (11/14/11), vs Duke (2/2/12)
Career	11 vs Georgia Tech (2/13/11)
ACC	11 vs Georgia Tech (2/13/11)

REBOUNDS	
Season	8 vs UNC (1/19), at Maryland (1/28/12)
Career	13 at NC State (2/2/11)
ACC	13 at NC State (2/2/11)

ASSISTS	
Season	3 vs ETSU (11/12/11)
Career	3, 3x, last vs ETSU (11/12/11)
ACC	3 vs Maryland (2/15/11)

BLOCKS	
Season	3 vs FIU (11/15/11)
Career	4 at NC State (2/10/10), at UVa (2/19/11)
ACC	4 at NC State (2/10/10), at UVa (2/19/11)

STEALS	
Season	1, 10x, last vs Boston College (2/12/12)
Career	3 vs UNC (11/21/10)
ACC	2 vs Miami (3/12/10)



## 2011-2012 NOTES

Grabbed six rebounds and scored seven points against East Tennessee State in the season opener ... Brought down five boards and put up six points against Monmouth ... Tallied seven points, seven boards and three blocks against FIU ... Scored six points against No. 5 Syracuse ... Grabbed five boards against Oklahoma State ... Scored 13 points, while going 3-for-3 from the line against St. Bonaventure ... Had six points and one steal against Norfolk State ... Neared a career high with 15 points against Campbell ... Scored eight points against North Florida ... Brought down four boards and added five points against Eastern Michigan ... Scored eight points and grabbed three rebounds at Oklahoma State ... Scored eight points and brought down seven boards at Wake Forest ... Dropped 14 points and grabbed four boards at Boston College ... Grabbed eight rebounds against No. 8 North Carolina ... Brought down five rebounds at No. 15 Virginia ... Put up 12 points and grabbed four boards against BYU ... Scored 14 points and grabbed eight rebounds at Maryland ... Matched a career high with 16 points against No. 7 Duke, while also adding seven rebounds ... Scored six points against Clemson ... Went for six points and six rebounds at Miami ... Scored 10 points in the win over Boston College ... Missed the Florida State, Georgia Tech, Virginia and Duke games due to injury.

## CAREER STATISTICS

Year	GP-GS	Min-Avg.	FGM-FGA-Pct.	3FG-FGA-Pct.	FTM-FTA-Pct.	Off.-Def.	Reb-Avg.	A-TO	Blk	Stl	TP-Avg.
08-09	33-10	393-11.9	40-74-.541	0-0-.000	21-39-.538	29-38	67-2.0	5-18	8	2	101-3.1
09-10	34-33	790-23.2	72-151-.477	0-0-.000	35-65-.538	77-67	144-4.2	13-30	26	8	179-5.3
10-11	34-34	1072-31.5	100-175-.571	0-1-.000	52-112-.464	57-115	172-5.1	29-46	41	8	252-7.4
11-12	25-25	572-22.9	74-130-.569	0-0-.000	40-62-.645	36-70	106-4.2	16-36	15	10	188-7.5
<b>Career</b>	<b>126-102</b>	<b>2827-22.4</b>	<b>286-530-.540</b>	<b>0-1-.000</b>	<b>148-278-.532</b>	<b>199-290</b>	<b>489-3.9</b>	<b>63-130</b>	<b>90</b>	<b>28</b>	<b>720-5.7</b>



# DORENZO HUDSON

R-SENIOR • GUARD • 6-5 • 220  
CHARLOTTE, N.C. • HARGRAVE MIL. ACAD.

# #5



## SEASON STATISTICS

Opponent	Min	FG-A-%	3FG-A-%	FT-A-%	O-D-T	A	TO	Blk	Stl	Pts
EAST TENNESSEE ST.	37	3-7-.429	1-3-.333	2-3-.667	0-2-2	1	4	0	1	9
MONMOUTH#	24	7-10-.700	0-2-.000	4-6-.666	0-4-4	3	0	0	2	18
FIU#	34	8-13-.615	3-5-.600	12-12-1.000	1-4-5	2	3	0	0	31
vs. 5 Syracuse^	38	3-7-.429	1-3-.333	6-6-1.000	1-1-2	2	3	0	1	13
vs. Oklahoma State^	35	2-13-.154	0-4-.000	3-4-.750	1-2-3	1	3	0	1	7
ST. BONAVENTURE	35	3-10-.300	1-3-.333	1-2-.500	0-3-3	1	1	0	1	8
at Minnesota%	25	0-4-.000	0-1-.000	0-0-.000	3-0-3	1	1	0	1	0
KANSAS STATE	25	3-9-.333	1-5-.200	0-0-.000	1-3-4	0	1	0	0	7
at Rhode Island	22	2-6-.333	0-2-.000	4-4-1.000	1-2-3	4	1	0	0	8
NORFOLK STATE	33	3-10-.300	0-2-.000	1-2-.500	1-1-2	1	1	0	0	7
CAMPBELL	26	5-11-.455	2-4-.500	3-4-.750	0-1-1	3	4	0	1	15
NORTH FLORIDA	27	6-10-.600	1-4-.250	3-3-1.000	2-1-3	1	1	0	0	16
EASTERN MICHIGAN	22	3-9-.333	0-3-.000	2-2-1.000	0-2-2	3	2	0	2	8
at Oklahoma State	34	5-10-.500	2-4-.500	6-6-1.000	2-3-5	0	1	0	0	18
at Wake Forest*	33	4-13-.308	0-5-.000	0-0-.000	1-1-2	3	2	1	1	8
FLORIDA STATE*	29	2-10-.200	0-2-.000	4-4-1.000	1-4-5	1	1	0	1	8
at Boston College*	34	4-9-.444	0-1-.000	5-6-.833	1-2-3	2	7	0	0	13
8/8 NORTH CAROLINA*	24	5-9-.555	4-6-.667	2-2-1.000	1-0-1	0	0	0	1	16
at 15/17 Virginia*	27	5-7-.714	1-1-1.000	1-2-.500	0-1-1	0	2	0	1	12
BYU	27	4-8-.500	2-3-.667	4-4-1.000	0-1-1	1	3	1	1	14
at Maryland*	29	4-12-.333	2-4-.500	4-6-.667	0-3-3	1	2	0	1	14
7/5 DUKE*	27	2-3-.667	0-1-.000	2-2-1.000	1-0-1	0	3	0	1	6
CLEMSON*	22	1-5-.200	0-3-.000	4-4-1.000	1-2-3	2	1	0	0	6
at Miami*	25	3-8-.250	1-2-.500	1-2-.500	0-1-1	5	3	0	1	8
BOSTON COLLEGE*	21	4-11-.364	1-3-.333	2-4-.500	1-0-1	2	0	0	0	11
at 20/21 Florida State*	30	2-12-.167	2-6-.333	1-3-.333	2-2-4	2	1	0	3	7
GEORGIA TECH*	23	2-3-.667	1-1-1.000	0-0-.000	1-0-1	2	1	0	0	5
25/arv VIRGINIA*	31	2-6-.333	1-2-.500	4-5-.800	0-4-4	2	1	0	1	9
at 5/4 Duke*	34	6-13-.462	2-4-.500	2-2-1.000	1-4-5	1	3	0	0	16
at Clemson*										
NC STATE*										

\*- ACC games; # - NIT Season Tip-Off (Blacksburg, Va.); ^- NIT Season Tip-Off (New York, N.Y.); % - Big 10/ACC Challenge

## SEASON/CAREER GAME HIGHS

POINTS	
Season	31 vs FIU (11/15/11)
Career	41 vs Seton Hall (1/2/10)
ACC	23 at NC State (2/10/10)

MINUTES PLAYED	
Season	38 vs Syracuse (11/24/11)
Career	45 vs Maryland (2/27/10)
ACC	45 vs Maryland (2/27/10)

FIELD GOALS MADE	
Season	8 vs FIU (11/15/11)
Career	12 vs UConn (3/22/10)
ACC	9 at NC State (2/10/10)

FIELD GOAL ATTEMPTS	
Season	13, 4x, last at Duke (2/25/12)
Career	22 vs Seton Hall (1/2), at UNC (1/10/10)
ACC	22 at North Carolina (1/10/10)

3-PT FIELD GOALS MADE	
Season	4 vs North Carolina (1/19/12)
Career	4 at Miami (1/31/10), vs UNC (1/19/12)
ACC	4 at Miami (1/31/10), vs UNC (1/19/12)

3-PT FIELD GOAL ATTEMPTS	
Season	6 vs UNC (1/19), at FSU (2/16/12)
Career	8 at Miami (1/31/10)
ACC	8 at Miami (1/31/10)

FREE THROWS MADE	
Season	12 vs FIU (11/15/11)
Career	20 vs Seton Hall (1/2/10)
ACC	9 vs Wake Forest (2/16/10)

FREE THROW ATTEMPTS	
Season	12 vs FIU (11/15/11)
Career	21 vs Seton Hall (1/2/10)
ACC	12 vs Wake Forest (2/16/10)

REBOUNDS	
Season	5, 4x, last vs Duke (2/25/12)
Career	7, 3x, last vs UConn (3/22/10)
ACC	7 vs Wake Forest (2/16/10)

ASSISTS	
Season	5 at Miami (2/9/12)
Career	6 vs Brown (11/15/09)
ACC	5 at Miami (2/9/12)

BLOCKS	
Season	1 at WF (1/7/12), vs BYU (1/25/12)
Career	2 vs UMBC (12/22/09)
ACC	1, 4x, last at Wake Forest (1/7/12)

STEALS	
Season	3 at Florida State (2/16/12)
Career	3 vs Hofstra (12/28/07), at FSU (2/16/12)
ACC	3 at Florida State (2/16/12)



## 2011-2012 NOTES

Put up nine points and grabbed two rebounds in the season opener against East Tennessee State ... Put up 18 points and grabbed four rebounds against Monmouth ... Dropped 31 points, going 12-for-12 from the line against FIU ... Scored 13 points against No. 5 Syracuse ... Scored seven points against Oklahoma State ... Tallied eight points and three rebounds against St. Bonaventure ... Scored seven points and grabbed four rebounds against Kansas State ... Tallied eight points and four assists at Rhode Island ... Scored seven points and added two rebounds against Norfolk State ... Put up 15 points to go along with three assists against Campbell ... Scored 16 points, also adding three rebounds against North Florida ... Scored eight points, adding three assists and two steals against Eastern Michigan ... Buried 18 points and brought down five rebounds at Oklahoma State ... Tallied eight points and three assists at Wake Forest ... Scored eight points and grabbed five rebounds against Florida State ... Tallied 13 points at Boston College ... Rallied for 16 points in the first half after coming off the bench against No. 8 North Carolina ... Scored 12 points, including the game-winning three at No. 15 Virginia ... Led the team with 14 points, scoring in double figures for the fourth straight game ... Scored 14 points and added three rebounds at Maryland ... Scored eight points and dished out five assists at Miami ... Scored 11 points in the win over Boston College ... Tallied seven points and three steals at No. 20 Florida State ... Totaled just five points, but hit the game-winning shot as the clock ran out in overtime to lift the Hokies past Georgia Tech ... Scored nine points and grabbed four rebounds against No. 25 Virginia ... Helped lead the team with 16 points and five rebounds at No. 5 Duke.

Year	GP-GS	Min-Avg.	FGM-FGA-Pct.	3FG-FGA-Pct.	FTM-FTA-Pct.	Off-Def.	Reb-Avg.	A-TO	Blk	Stl	TP-Avg.
07-08	26-2	321-12.3	37-104-.356	10-47-.213	6-11-.545	14-23	37-1.4	12-22	2	9	90-3.5
08-09	34-24	702-20.6	55-152-.362	23-69-.333	24-30-.800	15-48	63-1.9	38-36	4	19	157-4.6
09-10	33-33	1155-35.0	174-398-.437	35-120-.292	117-155-.755	33-81	114-3.5	63-57	8	25	500-15.2
10-11	9-8	289-32.1	35-82-.427	4-18-.222	20-28-.714	10-18	28-3.1	13-24	0	8	94-10.4
11-12	29-22	833-28.7	103-258-.399	29-89-.326	83-100-.830	24-54	78-2.7	49-57	3	22	318-11.0
<b>Career</b>	<b>131-89</b>	<b>3300-25.2</b>	<b>404-994-.406</b>	<b>101-343-.294</b>	<b>250-324-.772</b>	<b>96-224</b>	<b>320-2.4</b>	<b>175-196</b>	<b>17</b>	<b>83</b>	<b>1159-8.8</b>

# ERICK GREEN

JUNIOR • GUARD • 6-4 • 185  
WINCHESTER, VA. • PAUL VI

# #11



## SEASON STATISTICS

Opponent	Min	FG-A-%	3FG-A-%	FTA-%	O-D-T	A	TO	Blk	Stl	Pts	
EAST TENNESSEE ST.	--Did Not Play--										
MONMOUTH#	23	3-6-.500	2-2-1.000	3-3-1.000	0-2-2	5	2	1	1	11	
FIU#	25	5-7-.714	2-3-.666	0-0-0.000	2-0-2	0	2	0	0	12	
vs. 5 Syracuse^	36	5-10-.500	4-7-.571	0-0-0.000	0-5-5	2	1	0	3	14	
vs. Oklahoma State^	39	6-12-.500	1-1-1.000	5-7-.714	0-1-1	1	2	0	1	18	
ST. BONAVENTURE	33	5-11-.455	2-5-.400	7-8-.875	0-3-3	4	2	0	2	19	
at Minnesota%	38	9-18-.500	4-8-.500	3-3-1.000	1-3-4	4	0	1	1	25	
KANSAS STATE	36	4-17-.235	0-3-.000	6-8-.167	3-4-7	3	3	0	1	14	
at Rhode Island	33	10-14-.714	2-5-.400	2-3-.667	1-1-2	1	1	0	3	24	
NORFOLK STATE	36	4-10-.400	1-1-1.000	3-3-1.000	0-4-4	1	1	0	3	12	
CAMPBELL	29	3-4-.750	0-1-.000	6-6-1.000	1-1-2	6	1	0	2	12	
NORTH FLORIDA	34	5-8-.625	0-1-.000	2-2-1.000	0-1-1	8	2	0	2	12	
EASTERN MICHIGAN	23	4-6-.667	0-2-.000	4-5-.800	0-3-3	4	3	0	0	12	
at Oklahoma State	37	6-17-.353	1-5-.200	3-3-1.000	2-5-7	3	4	0	1	16	
at Wake Forest*	37	9-18-.500	1-4-.250	0-0-0.000	1-6-7	6	3	1	2	19	
FLORIDA STATE*	36	5-14-.357	1-4-.250	10-10-1.000	0-2-2	0	0	0	0	21	
at Boston College*	-- Did Not Play --										
8/8 NORTH CAROLINA*	34	7-14-.500	3-8-.375	0-0-0.000	1-2-3	5	1	0	3	17	
at 15/17 Virginia*	35	5-11-.455	2-4-.500	3-5-.600	0-2-2	2	0	1	2	15	
BYU	33	5-11-.455	0-4-.000	1-2-.500	1-3-4	1	2	0	0	11	
at Maryland*	38	8-21-.381	2-4-.500	0-0-0.000	1-1-2	4	1	0	1	18	
7/5 DUKE*	36	6-12-.500	1-3-.333	4-4-1.000	0-7-7	1	3	0	1	17	
CLEMSON*	33	3-11-.273	1-3-.333	3-4-.750	1-1-2	2	1	0	2	10	
at Miami*	39	7-17-.412	0-4-.000	3-5-.600	1-4-5	0	2	0	1	17	
BOSTON COLLEGE*	38	4-11-.364	1-2-.500	1-2-.500	0-1-1	2	2	0	2	10	
at 20/21 Florida State*	34	7-15-.467	2-3-.667	2-4-.500	1-3-4	3	2	0	4	18	
GEORGIA TECH*	43	5-13-.385	2-4-.500	2-2-1.000	0-3-4	4	1	0	0	14	
25/arv VIRGINIA*	33	6-10-.600	2-3-.667	5-8-.625	0-2-2	0	0	0	0	19	
at 5/4 Duke*	40	7-19-.368	0-3-.000	2-3-.667	0-2-2	2	2	0	1	16	
at Clemson*											
NC STATE*											

\*- ACC games; # - NIT Season Tip-Off (Blacksburg, Va.); ^- NIT Season Tip-Off (New York, N.Y.) % - Big 10/ACC Challenge

## SEASON/CAREER GAME HIGHS

POINTS	
Season	25 at Minnesota (11/30/11)
Career	25 at Minnesota (11/30/11)
ACC	24 at Maryland (1/20/10)

MINUTES PLAYED	
Season	43 vs Georgia Tech (2/18/12)
Career	43 vs Georgia Tech (2/18/12)
ACC	43 vs Georgia Tech (2/18/12)

FIELD GOALS MADE	
Season	10 at Rhode Island (12/7/11)
Career	12 at Maryland (1/20/10)
ACC	12 at Maryland (1/20/10)

FIELD GOAL ATTEMPTS	
Season	21 at Maryland (1/28/12)
Career	21 at Maryland (1/28/12)
ACC	21 at Maryland (1/28/12)

3-PT FIELD GOALS MADE	
Season	4 vs #5 Syracuse (11/23), at Minn. (11/30)
Career	4 vs #5 Syracuse (11/23), at Minn. (11/30)
ACC	3 vs Georgia Tech (2/13/11)

3-PT FIELD GOAL ATTEMPTS	
Season	8 at Minn. (11/30/11), vs UNC (1/19/12)
Career	8 at Minn. (11/30/11), vs UNC (1/19/12)
ACC	6, 3x last vs Duke (3/12/11)

FREE THROWS MADE	
Season	10 vs Florida State (1/10/12)
Career	10 vs Florida State (1/10/12)
ACC	10 vs Florida State (1/10/12)

FREE THROW ATTEMPTS	
Season	10 vs Florida State (1/10/12)
Career	10 vs Florida State (1/10/12)
ACC	10 vs Florida State (1/10/12)

REBOUNDS	
Season	7, 4x, last vs Duke (2/2/12)
Career	7, 4x, last vs Duke (2/2/12)
ACC	7 at WF (1/7), vs Duke (2/2/12)

ASSISTS	
Season	8 vs North Florida (12/19/11)
Career	8, Twice, last vs North Florida (12/19/11)
ACC	6, 3x, last at Wake Forest (1/7/12)

BLOCKS	
Season	1, 4x, last at Virginia (1/22/12)
Career	2 vs VMI (12/9/09), at NC State (2/2/11)
ACC	2 at NC State (2/2/11)

STEALS	
Season	4 at Florida State (2/16/12)
Career	5 vs UNCG (11/21/10), vs SBU (12/23/10)
ACC	4, 4x-last at Florida State (2/16/12)



## 2011-2012 NOTES

Missed season opener due to an Achilles strain ... Has scored 10-plus points in every games this season ... Scored 11 points and had five assists in 2011-12 debut ... Scored 12 points and added two rebounds against FIU ... Tallied 14 points and grabbed five rebounds against No. 5 Syracuse ... Tallied 18 points against Oklahoma State ... Went 7-of-8 from the line enroute to a 19-point performance against St. Bonaventure ... Set a new career high with 25 points at Minnesota ... Put up 14 points while grabbing a career-best seven boards versus Kansas State ... Dropped a near career-high 24 points off the bench at Rhode Island ... Scored 12 points, adding four boards and three steals against Norfolk State ... Went 6-for-6 from the free throw line en route to a 12-point and six assists effort against Campbell ... Matched his career high with eight assists, while also adding 12 points against North Florida ... Scored 12 points for the fourthstraight game, also contributing four assists ... Dropped 16 points and brought down seven rebounds at Oklahoma State ... Led the team with 19 points, seven boards and six assists in the ACC opener at Wake Forest ... Went 10-for-10 from the line en-route to a 21-point performance against Florida State ... Missed game at Boston College due to a knee injury ... Led the team with 17 points, while adding five assists against No. 8 North Carolina ... Paced the squad with 15 points at No. 15 Virginia ... Scored 11 points and added four assists against BYU ... Led the squad with 18 points, also handing out four assists at Maryland ... Dropped 17 points and matched a career high with seven rebounds against No. 7 Duke ... Scored 10 points against Clemson ... Led the team with 17 points, adding five boards at Miami ... Scored 10 points in the win over Boston College ... Paced the squad with 18 points and four steals at No. 20 Florida State. ... Continued double-figures scoring streak with 14 points, also adding four assists against Georgia Tech ... Led the way with 19 points against No. 25 Virginia ... Helped pace the offense with 16 points at No. 5 Duke.

## CAREER STATISTICS

Year	GP-GS	Min-Avg.	FGM-FGA-Pct.	3FG-FGA-Pct.	FTM-FTA-Pct.	Off-Def.	Reb-Avg.	A-TO	Blk	Stl	TP-Avg.
09-10	34-1	427-12.6	29-99-.293	11-40-.275	19-28-.679	7-24	31-0.9	31-25	7	17	88-2.6
10-11	32-26	988-30.9	132-319-.414	26-105-.248	80-103-.777	19-54	73-2.3	86-38	9	56	370-11.6
11-12	27-26	931-34.5	153-337-.454	37-97-.381	80-100-.800	17-72	89-3.3	74-44	4	39	423-15.7
<b>Career</b>	<b>93-53</b>	<b>2346-25.2</b>	<b>314-755-.416</b>	<b>74-242-.306</b>	<b>179-231-.775</b>	<b>43-150</b>	<b>193-2.1</b>	<b>191-107</b>	<b>20</b>	<b>112</b>	<b>881-9.5</b>

# CADARIAN RAINES

R-SOPHOMORE • FORWARD • 6-9 • 238  
PETERSBURG, VA. • PETERSBURG

# #4



## SEASON STATISTICS

Opponent	Min	FG-A-%	3FG-A-%	FT-A-%	O-D-T	A	TO	Blk	Stl	Pts
EAST TENNESSEE ST.	14	0-2-.000	0-0-.000	0-0-.000	0-2-2	0	0	1	0	0
MONMOUTH#	14	2-4-.500	0-0-.000	1-5-.200	3-3-6	2	0	2	2	6
FIU#	13	1-3-.333	0-0-.000	0-0-.000	0-1-1	1	1	0	0	2
vs. 5 Syracuse^	16	1-2-.500	0-0-.000	1-1-1.000	1-0-1	0	0	0	1	3
vs. Oklahoma State ^	12	1-3-.333	0-0-.000	1-2-.500	4-5-9	1	0	3	1	3
ST. BONAVENTURE	8	2-2-1.000	0-0-.000	2-2-1.000	0-4-4	0	1	1	0	6
at Minnesota%	7	0-1-.000	0-0-.000	0-0-.000	1-0-1	0	1	0	1	0
KANSAS STATE	15	3-6-.500	0-0-.000	0-0-.000	3-2-5	0	2	2	1	6
at Rhode Island	25	6-8-.750	0-0-.000	0-0-.000	1-3-4	1	1	0	3	12
NORFOLK STATE	23	5-7-.714	0-0-.000	0-1-.000	6-1-7	2	1	1	0	10
CAMPBELL	17	2-4-.500	0-0-.000	1-2-.500	1-2-3	1	1	0	1	5
NORTH FLORIDA	18	2-6-.333	0-0-.000	0-2-.000	4-7-11	0	1	3	0	4
EASTERN MICHIGAN	16	3-4-.750	0-0-.000	4-4-1.000	2-2-4	1	1	0	0	10
at Oklahoma State	18	2-4-.500	0-0-.000	0-0-.000	2-2-4	0	4	1	0	4
at Wake Forest*	12	0-2-.000	0-0-.000	0-0-.000	1-1-2	0	0	1	1	0
FLORIDA STATE*	18	2-4-.500	0-0-.000	0-0-.000	4-0-4	0	1	1	0	4
at Boston College*	12	3-5-.600	0-0-.000	1-3-.333	2-0-2	0	0	0	1	7
8/8 NORTH CAROLINA*	15	1-2-.500	0-0-.000	0-0-.000	1-1-2	0	0	2	0	2
at 15/17 Virginia*	9	1-4-.250	0-0-.000	0-0-.000	1-1-2	0	0	0	0	2
BYU	16	3-3-1.000	0-0-.000	1-1-1.000	1-3-4	0	1	1	0	7
at Maryland*	16	2-5-.400	0-0-.000	0-0-.000	2-3-5	0	1	0	0	4
7/5 DUKE*	11	2-3-.667	0-0-.000	0-0-.000	1-0-1	0	0	0	0	4
CLEMSON*	15	4-6-.667	0-0-.000	0-0-.000	2-2-4	0	0	1	0	8
at Miami*	18	0-5-.000	0-0-.000	2-2-1.000	1-0-1	1	0	0	1	2
BOSTON COLLEGE*	11	2-5-.400	0-0-.000	0-0-.000	2-2-4	0	1	0	0	4
at 20/21 Florida State*	23	2-3-.667	0-0-.000	0-2-.000	2-4-6	1	0	1	1	4
GEORGIA TECH*	37	4-8-.500	0-0-.000	5-8-.625	2-0-2	2	1	1	2	13
25/arv VIRGINIA*	28	3-6-.500	0-0-.000	0-0-.000	0-2-2	0	2	0	1	6
at 5/4 Duke*	39	7-10-.700	0-0-.000	2-3-.667	2-3-5	0	2	2	0	16
at Clemson*										
NC STATE*										

\*- ACC games; # - NIT Season Tip-Off (Blacksburg, Va.); ^ - NIT Season Tip-Off (New York, N.Y.); % - Big 10/ACC Challenge

## SEASON/CAREER GAME HIGHS

POINTS	
Season	16 at Duke (2/25/12)
Career	16 at Duke (2/25/12)
ACC	16 at Duke (2/25/12)

MINUTES PLAYED	
Season	39 at Duke (2/25/12)
Career	39 at Duke (2/25/12)
ACC	39 at Duke (2/25/12)

FIELD GOALS MADE	
Season	7 at Duke (2/25/12)
Career	7 at Duke (2/25/12)
ACC	7 at Duke (2/25/12)

FIELD GOAL ATTEMPTS	
Season	10 at Duke (2/25/12)
Career	10 at Duke (2/25/12)
ACC	10 at Duke (2/25/12)

3-PT FIELD GOALS MADE	
Season	N/A
Career	N/A
ACC	N/A

3-PT FIELD GOAL ATTEMPTS	
Season	N/A
Career	N/A
ACC	N/A

FREE THROWS MADE	
Season	5 vs Georgia Tech (2/18/12)
Career	5 vs Georgia Tech (2/18/12)
ACC	5 vs Georgia Tech (2/18/12)

FREE THROW ATTEMPTS	
Season	8 vs Georgia Tech (2/18/12)
Career	8 vs Georgia Tech (2/18/12)
ACC	8 vs Georgia Tech (2/18/12)

REBOUNDS	
Season	11 vs North Florida (12/19/11)
Career	11 vs North Florida (12/19/11)
ACC	6 at Florida State (2/16/12)

ASSISTS	
Season	2, 3x last vs Georgia Tech (2/18/12)
Career	2, 3x last vs Georgia Tech (2/18/12)
ACC	2 vs Georgia Tech (2/18/12)

BLOCKS	
Season	3 vs OSU (11/25), vs N. Florida (12/19)
Career	5 vs UMBC (12/22/09)
ACC	2 at Duke (2/25/12)

STEALS	
Season	3 at Rhode Island (12/7/11)
Career	3 at Rhode Island (12/7/11)
ACC	2 vs Georgia Tech (2/18/12)



## 2011-2012 NOTES

Saw 14 minutes of action in the season opener against East Tennessee State ... Tallied six points and six rebounds against Monmouth ... Scored three points against No. 5 Syracuse ... Brought down a career-high nine rebounds and added a season-best three blocks against Oklahoma State ... Didn't miss a shot as he scored six points and grabbed four rebounds in eight minutes of play against St. Bonaventure ... Matched his then-season best for the third time with six points against Kansas State, also adding five boards ... Scored 12 points, while adding a career-best three steals on defense at Rhode Island ... Scored 10 points and grabbed seven rebounds against Norfolk State ... Tallied five points and three rebounds against Campbell ... Brought down a career-best 11 rebounds while adding three blocks and four points against North Florida ... Was a perfect 4-for-4 from the free throw line enroute to a 10-point, four-rebound performance against Eastern Michigan ... Grabbed four boards and scored four points at Oklahoma State ... Scored four points and brought down four rebounds against Florida State ... Scored seven points at Boston College ... Scored seven points and grabbed seven rebounds against BYU ... Brought down five rebounds and scored four points in first career start at Maryland ... Scored four points against No. 7 Duke ... Scored eight points and grabbed four rebounds against Clemson ... Scored four points and grabbed four rebounds against Boston College ... Brought down six rebounds and added four points at No. 20 Florida State ... Scored a career-high 13 points in the win over Georgia Tech ... Scored six points against No. 25 Virginia ... Helped lead the team with a career-best 16 points at No. 5 Duke.

## CAREER STATISTICS


Year	GP-GS	Min-Avg.	FGM-FGA-Pct.	3FG-FGA-Pct.	FTM-FTA-Pct.	Off-Def.	Reb-Avg.	A-TO	Blk	Stl	TP-Avg.
09-10	21-0	165-7.9	12-34-.353	0-0-.000	7-14-.500	20-17	37-1.8	3-6	16	4	31-1.5
10-11	4-0	21-5.3	1-4-.250	0-0-.000	0-0-.000	1-1	2-0.5	0-0	1	0	2-0.5
11-12	29-5	496-17.1	66-127-.520	0-0-.000	21-38-.553	52-56	108-3.7	13-23	24	20	153-5.3
<b>Career</b>	<b>54-5</b>	<b>682-12.6</b>	<b>79-165-.479</b>	<b>0-0-.000</b>	<b>28-52-.538</b>	<b>73-74</b>	<b>147-2.7</b>	<b>16-29</b>	<b>41</b>	<b>24</b>	<b>186-3.4</b>



# JARELL EDDIE

SOPHOMORE • FORWARD • 6-7 • 209  
CHARLOTTE, N.C. • THE CANNON SCHOOL

# #31



## SEASON STATISTICS

Opponent	Min	FG-A-%	3FG-A-%	FT-A-%	O-D-T	A	TO	Blk	Stl	Pts
EAST TENNESSEE ST.	20	3-7-.429	1-3-.333	1-1-1.000	0-2-2	1	1	1	0	8
MONMOUTH#	18	4-4-1.000	3-3-1.000	2-2-1.000	0-3-3	2	1	0	1	13
FIU#	20	0-3-.000	0-1-.000	0-0-0.000	0-5-5	2	2	0	1	0
vs. 5 Syracuse^	35	6-14-.429	2-6-.333	3-4-.750	0-4-4	5	0	2	0	17
vs. Oklahoma State^	17	0-4-.000	0-3-.000	4-4-1.000	1-6-7	1	1	0	0	4
ST. BONAVENTURE	30	3-5-.600	2-3-.666	3-4-.750	0-4-4	1	1	1	2	11
at Minnesota%	34	1-5-.200	0-2-.000	2-2-1.000	2-1-3	0	3	0	0	4
KANSAS STATE	27	1-5-.200	0-0-.000	2-2-1.000	0-5-5	0	2	0	0	4
at Rhode Island	23	5-6-.833	3-3-1.000	2-2-1.000	1-5-6	2	0	1	1	15
NORFOLK STATE	33	6-9-.667	5-6-.833	7-7-1.000	0-7-7	1	2	0	1	24
CAMPBELL	26	5-7-.714	1-2-.500	0-0-0.000	0-8-8	1	0	0	1	11
NORTH FLORIDA	19	3-6-.500	2-4-.500	0-0-0.000	0-4-4	0	1	1	0	8
EASTERN MICHIGAN	24	2-3-.667	1-2-.500	1-2-.500	1-6-7	1	1	0	1	6
at Oklahoma State	25	4-9-.444	1-2-.500	0-0-0.000	1-6-7	0	0	0	0	9
at Wake Forest*	18	4-7-.571	4-6-.667	0-0-0.000	1-2-3	0	4	1	0	12
FLORIDA STATE*	29	2-7-.286	0-2-.000	4-5-.800	0-3-3	1	1	1	0	8
at Boston College*	34	2-8-.200	2-6-.333	2-2-1.000	2-2-4	0	4	0	2	8
8/8 NORTH CAROLINA*	36	5-12-.417	4-7-.571	1-2-.500	1-5-6	2	1	0	0	15
at 15/17 Virginia*	37	3-8-.375	2-5-.400	0-0-0.000	1-9-10	2	3	0	0	8
BYU	37	4-9-.444	3-7-.429	1-3-.333	1-13-14	5	3	0	1	12
at Maryland*	25	2-4-.500	1-2-.500	6-7-.857	0-3-3	1	2	0	0	11
7/5 DUKE*	32	3-10-.300	0-5-.000	0-0-0.000	0-3-3	1	2	1	0	6
CLEMSON*	35	5-12-.417	2-6-.333	3-3-1.000	1-5-6	3	1	2	0	15
at Miami*	24	2-6-.333	2-4-.500	0-0-0.000	0-7-7	1	2	1	2	6
BOSTON COLLEGE*	16	1-5-.200	1-4-.250	0-0-0.000	0-1-1	0	0	0	0	3
at 20/21 Florida State*	35	3-7-.429	2-5-.400	3-4-.750	1-6-7	0	0	1	0	11
GEORGIA TECH*	33	2-6-.333	2-4-.500	6-6-1.000	0-1-1	4	0	0	2	12
25/arv VIRGINIA*	27	1-2-.500	1-2-.500	0-0-0.000	1-3-4	0	2	1	0	3
at 5/4 Duke*	41	2-5-.400	1-2-.500	0-0-0.000	1-8-9	5	0	0	1	5
at Clemson*										
NC STATE*										

\*- ACC games; # - NIT Season Tip-Off (Blacksburg, Va.); ^ - NIT Season Tip-Off (New York, N.Y.); % - Big 10/ACC Challenge

## 2011-2012 NOTES

Scored eight points in first career start against East Tennessee State ... Didn't miss a shot as he dropped 13 points and went 3-for-3 from three-point range against Monmouth ... Grabbed five rebounds and also had two assists against FIU ... Tallied 17 points and dished out a career-best five assists against No. 5 Syracuse ... Brought down seven boards against Oklahoma State ... Scored 11 points and grabbed four boards against St. Bonaventure ... Brought down five rebounds against Kansas State ... Missed just one shot and went 3-for-3 from 3-point range, while adding six boards at Rhode Island ... Scored a career-high 24 points, while also adding seven rebounds against Norfolk State ... Put up 11 points and eight rebounds against Campbell ... Tallied eight points and four rebounds against North Florida ... Brought down seven boards and scored six points against Eastern Michigan ... Scored nine points and grabbed seven boards at Oklahoma State ... Scored 12 points in the ACC opener at Wake Forest ... Scored eight points against Florida State ... Went for eight points and four rebounds at Boston College ... Went for 15 points and six rebounds against No. 8 North Carolina ... Grabbed 10 boards, while adding eight points at No. 15 Virginia ... Earned first career double-double as he set a new career high for the second straight game with 14 rebounds, while also adding 12 points and five assists against BYU ... Scored 11 points, six of which came from the free throw line, at Maryland ... Scored six points and grabbed three rebounds against No. 7 Duke ... Went for 15 points and six boards against Clemson ... Grabbed seven rebounds and added six points at Miami ... Scored 11 points and grabbed seven rebounds at No. 20 Florida State ... Went 6-for-6 from the free throw line en route to a 12-point, four-assist performance in the win over Georgia Tech ... Grabbed nine rebounds at No. 5 Duke.

## SEASON/CAREER GAME HIGHS

### POINTS

Season	24 vs Norfolk State (12/11/11)
Career	24 vs Norfolk State (12/11/11)
ACC	17 at Wake Forest (2/22/11)

### MINUTES PLAYED

Season	37 at UVa (1/22), vs BYU (1/25/12)
Career	37 at UVa (1/22), vs BYU (1/25/12)
ACC	37 at Virginia (1/22/12)

### FIELD GOALS MADE

Season	6 vs Syracuse (11/23), NSU (12/11)
Career	6, 3x, last vs Norfolk State (12/11/11)
ACC	6 at Wake Forest (2/22/11)

### FIELD GOAL ATTEMPTS

Season	14 vs Syracuse (11/23/11)
Career	14 vs Syracuse (11/23/11)
ACC	12 vs UNC (1/19), vs Clemson (2/4/12)

### 3-PT FIELD GOALS MADE

Season	5 vs Norfolk State (12/11/11)
Career	5 vs Norfolk State (12/11/11)
ACC	4 at WF (1/7/12), vs UNC (1/19/12)

### 3-PT FIELD GOAL ATTEMPTS

Season	7 vs UNC (1/19), vs BYU (1/25/12)
Career	7 vs UNC (1/19), vs BYU (1/25/12)
ACC	7 vs North Carolina (1/19/12)

### FREE THROWS MADE

Season	7 vs Norfolk State (12/11/11)
Career	7 vs Norfolk State (12/11/11)
ACC	6 vs Georgia Tech (2/18/12)

### FREE THROW ATTEMPTS

Season	7 vs NSU (12/11/11), at Md (1/28/12)
Career	7 vs NSU (12/11/11), at Md (1/28/12)
ACC	7 at Maryland (1/28/12)

### REBOUNDS

Season	14 vs BYU (1/25/12)
Career	14 vs BYU (1/25/12)
ACC	10 at Virginia (1/22/12)

### ASSISTS

Season	5 vs Syracuse (11/23/11), vs BYU (1/25/12)
Career	5 vs Syracuse (11/23/11), vs BYU (1/25/12)
ACC	4 vs Georgia Tech (2/18/12)

### BLOCKS

Season	2 vs SU (11/23/11), vs Clemson (2/4/12)
Career	3 at Kansas State (11/16/10)
ACC	2 vs Clemson (2/4/12)

### STEALS

Season	2, 3x last vs Georgia Tech (2/18/12)
Career	2, 3x last vs Georgia Tech (2/18/12)
ACC	2 at BC (1/14), vs GT (2/18/12)




## CAREER STATISTICS

Year	GP-GS	Min-Avg.	FGM-FGA-Pct.	3FG-FGA-Pct.	FTM-FTA-Pct.	Off-Def.	Reb-Avg.	A-TO	Blk	Stl	TP-Avg.
10-11	27-0	295-10.9	25-68-.368	7-32-.819	22-32-.688	18-41	59-2.2	13-17	9	4	79-2.9
11-12	29-28	810-27.9	84-195-.431	48-107-.449	53-62-.855	16-137	153-5.3	42-40	14	16	269-9.3
<b>Career</b>	<b>56-28</b>	<b>1105-19.7</b>	<b>109-263-.414</b>	<b>55-139-.396</b>	<b>75-94-.798</b>	<b>34-178</b>	<b>212-3.8</b>	<b>55-57</b>	<b>23</b>	<b>20</b>	<b>348-6.2</b>

# ROBERT BROWN

FRESHMAN • GUARD • 6-5 • 190  
CLERMONT, FLA. • HARGRAVE MIL. ACAD.

# #1



## SEASON STATISTICS

Opponent	Min	FG-A-%	3FG-A-%	FT-A-%	O-D-T	A	TO	Blk	Stl	Pts
EAST TENNESSEE ST.	26	3-7-.429	3-7-.429	3-4-.750	0-3-3	0	0	1	1	12
MONMOUTH#	30	5-11-.454	3-6-.500	6-6-1.000	0-1-1	3	3	0	1	19
FIU#	21	1-6-.167	0-4-.000	0-0-.000	0-2-2	3	3	1	0	2
vs. 5 Syracuse^	17	1-4-.250	1-2-.500	0-0-.000	0-1-1	3	2	0	0	3
vs. Oklahoma State^	24	3-7-.429	1-3-.333	1-4-.250	0-1-1	1	1	0	2	8
ST. BONAVENTURE	14	1-2-.500	1-1-1.000	2-2-1.000	1-1-2	4	1	1	0	5
at Minnesota%	25	5-10-.500	3-3-1.000	0-0-.000	0-1-1	3	2	0	2	13
KANSAS STATE	31	6-17-.353	2-10-.200	1-2-.500	1-2-3	1	1	1	2	15
at Rhode Island	19	1-5-.200	0-3-.000	0-0-.000	0-1-1	3	1	0	1	2
NORFOLK STATE	14	1-5-.200	1-4-.250	2-2-1.000	1-4-5	1	0	1	0	5
CAMPBELL	16	1-3-.333	0-1-.000	3-4-.750	0-1-1	3	0	1	0	5
NORTH FLORIDA	22	6-10-.600	2-4-.500	0-0-.000	1-2-3	1	1	0	2	14
EASTERN MICHIGAN	17	3-6-.500	3-6-.500	0-0-.000	0-0-0	0	0	0	0	9
at Oklahoma State	19	4-9-.444	0-3-.000	0-1-.000	1-3-4	1	1	0	0	8
at Wake Forest*	23	2-6-.333	1-5-.200	1-2-.500	0-0-0	1	0	0	1	6
FLORIDA STATE*	14	0-3-.000	0-2-.000	0-0-.000	1-0-1	0	4	0	1	0
at Boston College*	19	2-5-.400	2-3-.667	1-2-.500	0-0-0	0	2	0	1	7
8/8 NORTH CAROLINA*	32	5-15-.333	2-7-.286	0-0-.000	1-0-1	3	2	0	1	12
at 15/17 Virginia*	33	2-7-.286	0-3-.000	0-0-.000	0-1-1	5	3	1	2	4
BYU	35	3-9-.333	0-3-.000	2-5-.500	1-3-4	5	3	0	0	8
at Maryland*	24	2-6-.667	1-4-.250	0-0-.000	0-3-3	3	3	1	0	5
7/5 DUKE*	22	1-6-.167	1-1-1.000	0-0-.000	0-0-0	1	0	0	1	3
CLEMSON*	10	1-3-.333	0-2-.000	0-0-.000	0-1-1	3	0	0	0	2
at Miami*	13	1-5-.200	1-2-.5000	0-0-.000	0-3-3	1	1	1	1	3
BOSTON COLLEGE*	30	3-6-.500	2-3-.667	0-0-.000	1-5-6	2	1	1	1	8
at 20/21 Florida State*	30	1-6-.167	0-2-.000	0-2-.000	2-1-3	1	0	0	0	2
GEORGIA TECH*	28	4-8-.500	2-5-.400	0-0-.000	0-2-2	1	1	0	0	10
25/arv VIRGINIA*	19	1-5-.200	0-2-.000	2-4-.500	0-0-0	2	2	0	1	4
at 5/4 Duke*	14	1-5-.200	0-0-.000	0-0-.000	0-2-2	0	1	0	0	2
at Clemson*										
NC STATE*										

\*- ACC games; # - NIT Season Tip-Off (Blacksburg, Va.); ^- NIT Season Tip-Off (New York, N.Y.); % - Big 10/ACC Challenge

## 2011-2012 NOTES

Scored 12 points off the bench in debut against East Tennessee State ... Went 6-for-6 from the free throw line and led the team with 19 points off the bench ... Dished out three assists against FIU ... Contributed eight points and two steals against Oklahoma State ... Tallied five points, and four assists against St. Bonaventure ... Went 3-for-3 from 3-point range to score 13 points, while adding three assists at Minnesota ... Scored 15 points and grabbed three rebounds against Kansas State ... Tallied five points and five rebounds against Norfolk State ... Posted five points and three assists against Campbell ... Dropped 14 points and added three rebounds against North Florida ... Scored nine points against Eastern Michigan ... Scored eight points and grabbed four rebounds at Oklahoma State ... Scored six points at Wake Forest ... Scored seven points at Boston College ... Put up 12 points in first career start against No. 8 North Carolina ... Dished out five assists and added four points at No. 15 Virginia ... Put up right points, five assists and grabbed four rebounds against BYU ... Scored five points and dished out three assists at Maryland ... Scored eight points and grabbed six rebounds against Boston College ... Scored 10 points against Georgia Tech.

## SEASON/CAREER GAME HIGHS

POINTS	
Season	19 vs Monmouth (11/14/11)
Career	19 vs Monmouth (11/14/11)
ACC	12 vs North Carolina (1/19/12)

MINUTES PLAYED	
Season	35 vs BYU (1/25/12)
Career	35 vs BYU (1/25/12)
ACC	33 at Virginia (1/22/12)

FIELD GOALS MADE	
Season	6 vs K-State (12/4), vs N. Florida (12/19)
Career	6 vs K-State (12/4), vs N. Florida (12/19)
ACC	5 vs North Carolina (1/19/12)

FIELD GOAL ATTEMPTS	
Season	17 vs Kansas State (12/4/11)
Career	17 vs Kansas State (12/4/11)
ACC	15 vs North Carolina (1/19/12)

3-PT FIELD GOALS MADE	
Season	3, 4x, last vs Eastern Michigan (12/22/11)
Career	3, 4x, last vs Eastern Michigan (12/22/11)
ACC	2, 4x, last vs Georgia Tech (2/18/12)

3-PT FIELD GOAL ATTEMPTS	
Season	10 vs Kansas State (12/4/11)
Career	10 vs Kansas State (12/4/11)
ACC	7 vs North Carolina (1/19/12)

FREE THROWS MADE	
Season	6 vs Monmouth (11/14/11)
Career	6 vs Monmouth (11/14/11)
ACC	2 vs Virginia (2/21/12)

FREE THROW ATTEMPTS	
Season	6 vs Monmouth (11/14/11)
Career	6 vs Monmouth (11/14/11)
ACC	4 vs Virginia (2/21/12)

REBOUNDS	
Season	6 vs Boston College (2/12/12)
Career	6 vs Boston College (2/12/12)
ACC	6 vs Boston College (2/12/12)

ASSISTS	
Season	5 at UVa (1/22), vs BYU (1/25/12)
Career	5 at UVa (1/22), vs BYU (1/25/12)
ACC	5 at Virginia (1/22/12)

BLOCKS	
Season	1, 9x, last vs Boston College (2/12/12)
Career	1, 9x, last vs Boston College (2/12/12)
ACC	1, 3x, last vs Boston College (2/12/12)

STEALS	
Season	2, 5x, last at Virginia (1/22/12)
Career	2, 5x, last at Virginia (1/22/12)
ACC	2 at Virginia (1/22/12)



## CAREER STATISTICS

Year	GP-GS	Min-Avg.	FGM-FGA-Pct.	3FG-FGA-Pct.	FTM-FTA-Pct.	Off.-Def.	Reb-Avg.	A-TO	Blk	Stl	TP-Avg.
11-12	29-4	641-22.1	70-197-.355	32-101-.317	24-40-.600	11-44	55-1.9	55-39	10	21	196-6.8

# DORIAN FINNEY-SMITH

FRESHMAN • FORWARD • 6-8 • 192  
PORTSMOUTH, VA. • I.C. NORCOM

# #15



## SEASON STATISTICS

Opponent	Min	FG-A-%	3FG-A-%	FT-A-%	O-D-T	A	TO	Blk	Stl	Pts
EAST TENNESSEE ST.	36	2-7-.286	0-2-.000	6-8-.750	4-12-16	5	2	4	0	10
MONMOUTH#	22	0-2-.000	0-0-.000	1-4-.250	2-5-7	3	3	0	0	1
FIU#	34	5-10-.500	2-4-.500	2-2-1.000	3-7-10	5	1	0	2	14
vs. 5 Syracuse^	28	1-3-.333	0-1-.000	0-0-.000	2-5-7	3	4	1	0	2
vs. Oklahoma State^	38	2-8-.250	2-4-.500	4-8-.500	8-6-14	1	2	0	0	10
ST. BONAVENTURE	35	4-7-.571	1-2-.500	2-4-.500	5-3-8	3	1	2	0	11
at Minnesota%	32	1-5-.200	1-3-.333	0-0-.000	1-5-6	1	1	1	1	3
KANSAS STATE	25	3-7-.429	0-0-.000	0-1-.000	2-5-7	1	1	0	1	6
at Rhode Island	35	4-11-.364	2-3-.667	1-2-.500	2-4-6	3	4	3	0	11
NORFOLK STATE	33	3-9-.333	0-2-.000	0-1-.000	3-2-5	2	3	1	0	6
CAMPBELL	30	2-6-.333	2-3-.667	4-6-.667	1-3-4	2	1	1	0	10
NORTH FLORIDA	28	3-5-.600	2-2-1.000	6-6-1.000	4-3-7	4	2	0	2	14
EASTERN MICHIGAN	31	1-6-.167	0-2-.000	4-6-.667	4-4-8	4	2	1	2	6
at Oklahoma State	28	1-5-.200	0-2-.000	0-0-.000	5-5-10	1	4	0	1	2
at Wake Forest*	33	0-1-.000	0-0-.000	0-0-.000	1-6-7	0	0	0	2	0
FLORIDA STATE*	36	4-9.444	1-2-.500	0-0-.000	2-8-10	3	3	0	1	9
at Boston College*	30	0-4-.000	0-2-.000	0-0-.000	0-8-8	1	1	1	1	0
8/8 NORTH CAROLINA*	12	0-5-.000	0-3-.000	2-2-1.000	1-0-1	0	2	0	1	2
at 15/17 Virginia*	17	0-1-.000	0-0-.000	0-0-.000	0-1-1	0	2	0	0	0
BYU	18	0-8-.000	0-1-.000	0-0-.000	2-2-4	1	1	0	1	0
at Maryland*	17	0-3-.000	0-2-.000	1-2-.500	1-4-5	1	1	0	0	1
7/5 DUKE*	17	0-4-.000	0-1-.000	0-0-.000	1-1-2	0	2	2	0	0
CLEMSON*	35	5-8-.625	2-3-.667	0-0-.000	3-5-8	1	1	1	1	12
at Miami*	32	2-6-.667	0-1-.000	0-0-.000	2-6-8	1	2	1	0	4
BOSTON COLLEGE*	32	7-10-.700	1-2-.500	2-3-.667	7-1-8	2	2	1	1	17
at 20/21 Florida State*	30	2-6-.333	0-2-.000	1-1-1.000	1-3-4	1	4	1	1	5
GEORGIA TECH*	20	2-5-.400	2-3-.333	0-0-.000	1-1-2	0	0	1	0	6
25/arv VIRGINIA*	28	2-6-.333	2-4-.500	2-2-1.000	1-3-4	3	2	0	1	8
at 5/4 Duke*	39	2-11-.182	1-4-.250	1-8-.125	8-4-12	3	0	1	2	6
at Clemson*										
NC STATE*										

\*- ACC games; #- NIT Season Tip-Off (Blacksburg, Va.); ^- NIT Season Tip-Off (New York, N.Y.); % - Big 10/ACC Challenge

## SEASON/CAREER GAME HIGHS

### POINTS

Season	17 vs Boston College (2/12/12)
Career	17 vs Boston College (2/12/12)
ACC	17 vs Boston College (2/12/12)

### MINUTES PLAYED

Season	39 at Duke (2/25/12)
Career	39 at Duke (2/25/12)
ACC	39 at Duke (2/25/12)

### FIELD GOALS MADE

Season	7 vs Boston College (2/12/12)
Career	7 vs Boston College (2/12/12)
ACC	7 vs Boston College (2/12/12)

### FIELD GOAL ATTEMPTS

Season	11 at URI (12/7/11), at Duke (2/25/12)
Career	11 at URI (12/7/11), at Duke (2/25/12)
ACC	11 at Duke (2/25/12)

### 3-PT FIELD GOALS MADE

Season	2, 8x, last vs Virginia (2/21/12)
Career	2, 8x, last vs Virginia (2/21/12)
ACC	2, 3x, last vs Virginia (2/21/12)

### 3-PT FIELD GOAL ATTEMPTS

Season	4, 4x, last at Duke (2/25/12)
Career	4, 4x, last at Duke (2/25/12)
ACC	4 vs UVa (2/21), at Duke (2/25/12)

### FREE THROWS MADE

Season	6 vs ETSU (11/12), vs N. Florida (12/19)
Career	6 vs ETSU (11/12), vs N. Florida (12/19)
ACC	2, 3x, last vs Virginia (2/21/12)

### FREE THROW ATTEMPTS

Season	8, 3x, last at Duke (2/25/12)
Career	8, 3x, last at Duke (2/25/12)
ACC	8 at Duke (2/25/12)

### REBOUNDS

Season	16 vs ETSU (11/12/11)
Career	16 vs ETSU (11/12/11)
ACC	12 at Duke (2/25/12)

### ASSISTS

Season	5 vs ETSU (11/12), vs FIU (11/15)
Career	5 vs ETSU (11/12), vs FIU (11/15)
ACC	3, 3x, last at Duke (2/25/12)

### BLOCKS

Season	4 vs ETSU (11/12/11)
Career	4 vs ETSU (11/12/11)
ACC	2 vs Duke (2/2/12)

### STEALS

Season	2, 5x, last at Duke (2/25/12)
Career	2, 5x, at Duke (2/25/12)
ACC	2 at WF (1/7), at Duke (2/25/12)



## 2011-2012 NOTES

Grabbed 16 boards and scored 10 points to become the first freshman to tally a double-double in his debut since Jeff Allen did so in 2007 ... Brought down seven boards against Monmouth ... Posted second career double-double with 14 points and 10 rebounds against FIU ... Earned third career double-double, scoring 10 points and grabbing 14 rebounds against Oklahoma State ... Put up 11 points and added eight boards and three assists against St. Bonaventure ... Grabbed six boards at Minnesota ... Tallied six points and seven rebounds against Kansas State ... Scored 11 points and added six boards at Rhode Island ... Added six points and five rebounds for the Hokies against Norfolk State ... Scored ten points and added four rebounds against Campbell ... Went 6-for-6 from the free throw line en route to a 14-point, seven-rebound performance against North Florida ... Brought down eight boards and added six points against Eastern Michigan ... Grabbed 10 rebounds at Oklahoma State ... Brought down seven rebounds in the ACC opener at Wake Forest ... Neared a double-double with 10 rebounds and nine points against Florida State ... Grabbed eight rebounds at Boston College ... Brought down five rebounds at Maryland ... Bounced back with a 12-point, eight-rebound game against Clemson ... Grabbed eight rebounds at Miami ... Tipped in the game-winning basket as part of a 17-point, eight-rebound performance against Boston College ... Scored six points in the win over Georgia Tech ... Scored eight points and brought down four rebounds against Virginia ... Grabbed 12 rebounds at No. 5 Duke.

## CAREER STATISTICS

Year	GP-GS	Min-Avg.	FGM-FGA-Pct.	3FG-FGA-Pct.	FTM-FTA-Pct.	Off-Def.	Reb-Avg.	A-TO	Blk	Stl	TP-Avg.
11-12	29-27	831-28.7	58-178-.326	21-60-.350	39-66-.591	77-122	199-6.9	55-54	23	21	176-6.1



# C.J. BARKSDALE

FRESHMAN • FORWARD • 6-8 • 232  
DANVILLE, VA. • HARGRAVE MIL. ACAD.

# #42



## SEASON STATISTICS

Opponent	Min	FG-A-%	3FG-A-%	FT-A-%	O-D-T	A	TO	Blk	Stl	Pts	
EAST TENNESSEE ST.	18	2-6-.333	0-0-.000	1-4-.250	3-4-7	0	0	0	0	5	
MONMOUTH#	20	0-1-.000	0-0-.000	0-0-.000	2-4-6	0	0	0	0	0	
FIU#	8	1-1-1.000	0-0-.000	0-0-.000	0-0-0	0	1	1	0	2	
vs. 5 Syracuse^	1	0-0-.000	0-0-.000	0-0-.000	1-0-1	0	1	0	0	0	
vs. Oklahoma State^	9	1-1-1.000	0-0-.000	1-1-1.000	1-0-1	0	0	1	0	3	
ST. BONAVENTURE	8	0-1-.000	0-0-.000	0-0-.000	0-2-2	0	0	1	0	0	
at Minnesota%	3	0-0-.000	0-0-.000	0-0-.000	0-0-0	0	0	0	0	0	
KANSAS STATE	17	1-1-1.000	0-0-.000	4-4-1.000	2-2-4	0	2	1	1	6	
at Rhode Island	17	2-3-.667	0-0-.000	2-2-1.000	3-4-7	2	2	0	0	6	
NORFOLK STATE	8	1-2-.500	0-0-.000	1-2-.500	2-1-3	0	0	0	0	3	
CAMPBELL	15	3-3-1.000	0-0-.000	2-2-1.000	1-1-2	0	0	1	0	8	
NORTH FLORIDA	16	3-3-1.000	0-0-.000	2-2-1.000	0-2-2	0	2	0	2	8	
EASTERN MICHIGAN	18	3-7-.429	0-0-.000	0-0-.000	6-4-10	2	1	0	1	6	
at Oklahoma State	12	0-1-.000	0-0-.000	2-2-1.000	1-2-3	0	0	0	0	2	
at Wake Forest*	7	0-1-.000	0-0-.000	0-0-.000	0-1-1	0	0	0	0	0	
FLORIDA STATE*	18	2-8-.250	0-0-.000	3-4-.750	3-0-3	1	0	0	2	7	
at Boston College*	20	1-1-1.000	0-0-.000	4-6-.667	1-3-4	0	0	0	1	6	
8/8 NORTH CAROLINA*	10	0-3-.000	0-0-.000	0-0-.000	1-0-1	1	0	0	0	0	
at 15/17 Virginia*	12	1-1-1.000	0-0-.000	0-0-.000	0-2-2	0	0	0	0	2	
BYU	10	1-3-.333	0-0-.000	2-2-1.000	2-1-3	1	1	0	0	4	
at Maryland*	11	0-1-.000	0-0-.000	0-0-.000	1-0-1	0	0	0	0	0	
7/5 DUKE*	6	0-0-.000	0-0-.000	0-0-.000	1-2-3	0	0	0	0	0	
CLEMSON*	7	0-2-.000	0-0-.000	0-0-.000	0-1-1	0	0	0	0	0	
at Miami*	6	0-0-.000	0-0-.000	0-0-.000	2-0-2	0	0	0	0	0	
BOSTON COLLEGE*	12	1-4-.250	0-0-.000	1-1-1.000	2-1-3	1	0	0	0	3	
at 20/21 Florida State*	-- Did Not Play --										
GEORGIA TECH*	20	3-5-.600	0-0-.000	2-3-.667	0-4-4	0	1	0	1	8	
25/ arv VIRGINIA*	12	1-2-.500	0-0-.000	0-0-.000	1-0-1	0	0	0	0	2	
at No. 5 Duke*	9	2-3-.667	0-0-.000	0-0-.000	1-1-2	0	1	0	0	4	
at Clemson*											
NC STATE*											

\* - ACC games; # - NIT Season Tip-Off (Blacksburg, Va.); ^ - NIT Season Tip-Off (New York, N.Y.); % - Big 10/ACC Challenge

## 2011-2012 NOTES

Scored five points and grabbed seven boards in the season opener versus East Tennessee State ... Brought down six boards against Monmouth ... Scored three points in nine minutes of action against Oklahoma State ... Didn't miss a shot, going 4-for-4 from the free throw line to score six points, while also adding four rebounds ... Tallied three points and three rebounds against Norfolk State ... Scored eight points, never missing a shot, against Campbell ... Did not miss a shot for the second straight game, matching his season-best with eight points against North Florida ... Grabbed a career-high 10 boards and added six points against Eastern Michigan ... Grabbed three rebounds and scored two points at Oklahoma State ... Scored seven points and brought down three rebounds against Florida State ... Scored six points and grabbed four boards at Boston College ... Grabbed three rebounds and scored four points against BYU ... Brought down three rebounds against No. 7 Duke ... Missed the game at No. 20 Florida State after suffering an injury against Boston College ... Returned to play against Georgia Tech and scored eight points, also grabbing four rebounds in 20 minutes of play.

## SEASON/CAREER GAME HIGHS

### POINTS

Season	8, 3x last vs Georgia Tech (2/18/12)
Career	8, 3x last vs Georgia Tech (2/18/12)
ACC	8 vs Georgia Tech (2/18/12)

### MINUTES PLAYED

Season	20, 3x last vs Georgia Tech (2/18/12)
Career	20, 3x last vs Georgia Tech (2/18/12)
ACC	20 at BC (1/14), vs GT (2/18/12)

### FIELD GOALS MADE

Season	3, 4x, last vs Georgia Tech (2/18/12)
Career	3, 4x, last vs Georgia Tech (2/18/12)
ACC	3 vs Georgia Tech (2/18/12)

### FIELD GOAL ATTEMPTS

Season	8 vs Florida State (1/10/12)
Career	8 vs Florida State (1/10/12)
ACC	8 vs Florida State (1/10/12)

### 3-PT FIELD GOALS MADE

Season	N/A
Career	N/A
ACC	N/A

### 3-PT FIELD GOAL ATTEMPTS

Season	N/A
Career	N/A
ACC	N/A

### FREE THROWS MADE

Season	4 vs KSU (12/4/11), at BC (1/14/12)
Career	4 vs KSU (12/4/11), at BC (1/14/12)
ACC	4 at Boston College (1/14/12)

### FREE THROW ATTEMPTS

Season	6 at Boston College (1/14/12)
Career	6 at Boston College (1/14/12)
ACC	6 at Boston College (1/14/12)

### REBOUNDS

Season	10 vs Eastern Michigan (12/22/11)
Career	10 vs Eastern Michigan (12/22/11)
ACC	4 at BC (1/14), vs GT (2/18/12)

### ASSISTS

Season	2 at URI (12/7), vs EMU (12/22)
Career	2 at URI (12/7), vs EMU (12/22)
ACC	1, 3x, last vs Boston College (2/12/12)

### BLOCKS

Season	1, 5x, last vs Campbell (12/17/11)
Career	1, 5x, last vs Campbell (12/17/11)
ACC	N/A

### STEALS

Season	2 vs N. Florida (12/19/11), FSU (1/10/12)
Career	2 vs N. Florida (12/19/11), FSU (1/10/12)
ACC	2 vs Florida State (1/10/12)



## CAREER STATISTICS

Year	GP-GS	Min-Avg.	FGM-FGA-Pct.	3FG-FGA-Pct.	FTM-FTA-Pct.	Off.-Def.	Reb-Avg.	A-TO	Blk	Stl	TP-Avg.
11-12	28-1	330-11.8	29-64-.453	0-0-.000	27-35-.771	37-42	79-2.8	9-12	5	8	85-3.0

# MARQUIS RANKIN

FRESHMAN • GUARD • 6-1 • 165  
CHARLOTTE, N.C. • HARGRAVE MIL. ACAD.

# #10



## SEASON STATISTICS

Opponent	Min	FG-A-%	3FG-A-%	FT-A-%	O-D-T	A	TO	Blk	Stl	Pts
EAST TENNESSEE ST.	--Did Not Play --									
MONMOUTH#	--Did Not Play --									
FIU#	--Did Not Play --									
vs. 5 Syracuse^	--Did Not Play --									
vs. Oklahoma State^	--Did Not Play --									
ST. BONAVENTURE	--Did Not Play --									
at Minnesota%	--Did Not Play --									
KANSAS STATE	7	1-1-1.000	0-0-0.000	0-2-0.000	1-0-1	1	1	0	0	2
at Rhode Island	12	0-0-0.000	0-0-0.000	0-0-0.000	0-0-0	1	1	0	0	0
NORFOLK STATE	7	0-2-0.000	0-0-0.000	0-0-0.000	1-0-1	2	1	0	0	0
CAMPBELL	14	2-4-500	0-1-0.000	0-0-0.000	0-0-0	1	0	0	1	4
NORTH FLORIDA	16	0-3-0.000	0-1-0.000	0-0-0.000	0-2-2	4	0	0	2	0
EASTERN MICHIGAN	18	2-3-667	2-3-667	0-0-0.000	0-0-0	1	2	1	0	6
at Oklahoma State	5	0-0-0.000	0-0-0.000	0-0-0.000	0-0-0	0	0	0	0	0
at Wake Forest*	9	1-6-167	0-2-0.000	0-0-0.000	1-0-1	0	0	0	0	2
FLORIDA STATE*	5	1-1-1.000	0-0-0.000	0-1-0.000	0-0-0	0	2	1	0	2
at Boston College*	23	0-8-0.000	0-2-0.000	4-4-1.000	0-4-4	3	3	0	1	4
8/8 NORTH CAROLINA*	12	1-4-250	0-0-0.000	0-0-0.000	0-2-2	3	0	1	0	2
at 15/17 Virginia*	8	1-1-1.000	0-0-0.000	0-0-0.000	0-1-1	0	1	0	0	2
BYU	-- Did Not Play --									
at Maryland*	11	1-1-1.000	0-0-0.000	0-1-0.000	1-0-1	2	0	0	1	2
7/5 DUKE*	20	3-6-500	1-2-500	1-2-500	0-2-2	0	1	0	0	8
CLEMSON*	18	3-6-500	1-3-333	1-1-1.000	1-0-1	1	2	0	1	8
at Miami*	21	1-3-333	1-2-500	0-0-0.000	1-3-4	0	1	0	0	3
BOSTON COLLEGE*	12	0-2-0.000	0-1-0.000	0-0-0.000	0-2-2	1	2	0	0	0
at 20/21 Florida State*	18	0-3-0.000	0-0-0.000	0-0-0.000	0-1-1	1	0	0	0	0
GEORGIA TECH*	21	2-4-500	2-3-667	0-0-0.000	0-0-0	1	0	0	2	6
25/arv VIRGINIA*	22	2-3-667	2-3-667	2-2-1.000	0-1-1	1	2	0	0	8
at 5/4 Duke*	9	0-0-0.000	0-0-0.000	0-0-0.000	0-0-0	0	1	0	0	0
at Clemson*										
NC STATE*										

\*- ACC games; # - NIT Season Tip-Off (Blacksburg, Va.); ^- NIT Season Tip-Off (New York, N.Y.); % - Big 10/ACC Challenge

## 2011-2012 NOTES

Made collegiate debut against Kansas State after missing the first seven games recovering from knee surgery ... Scored two points and added an assist and a rebound against Kansas State ... Grabbed one rebound and added two assists against Norfolk State ... Scored four points, adding an assist and a steal against Campbell ... Dished out four assists and added two steals against North Florida ... Scored six points against Eastern Michigan ... Scored two points in his first ACC action at Wake Forest ... Scored two points against Florida State ... Grabbed four boards and scored four points at Boston College ... Scored eight points against No. 7 Duke ... Contributed eight points in the win over Clemson ... Scored six points in the win over Georgia Tech ... Scored eight points against No. 25 Virginia.

## SEASON/CAREER GAME HIGHS

### POINTS

Season	8, 3x, last vs Virginia (2/21/12)
Career	8, 3x, last vs Virginia (2/21/12)
ACC	8, 3x, last vs Virginia (2/21/12)

### MINUTES PLAYED

Season	23 at Boston College (1/14/12)
Career	23 at Boston College (1/14/12)
ACC	23 at Boston College (1/14/12)

### FIELD GOALS MADE

Season	3 vs Duke (2/2), vs Clemson (2/4/12)
Career	3 vs Duke (2/2), vs Clemson (2/4/12)
ACC	3 vs Duke (2/2), vs Clemson (2/4/12)

### FIELD GOAL ATTEMPTS

Season	8 at Boston College (1/14/12)
Career	8 at Boston College (1/14/12)
ACC	8 at Boston College (1/14/12)

### 3-PT FIELD GOALS MADE

Season	2, 3x, last vs Virginia (2/21/12)
Career	2, 3x, last vs Virginia (2/21/12)
ACC	2 vs GT (2/18), vs Virginia (2/21/12)

### 3-PT FIELD GOAL ATTEMPTS

Season	3, 4x, last vs Virginia (2/21/12)
Career	3, 4x, last vs Virginia (2/21/12)
ACC	3, 3x, last vs Virginia (2/21/12)

### FREE THROWS MADE

Season	4 at Boston College (1/14/12)
Career	4 at Boston College (1/14/12)
ACC	4 at Boston College (1/14/12)

### FREE THROW ATTEMPTS

Season	4 at Boston College (1/14/12)
Career	4 at Boston College (1/14/12)
ACC	4 at Boston College (1/14/12)

### REBOUNDS

Season	4 at BC(1/14), at Miami (2/9/12)
Career	4 at BC (1/14), at Miami (2/9/12)
ACC	4 at BC (1/14), at Miami (2/9/12)

### ASSISTS

Season	4 vs North Florida (12/19/11)
Career	4 vs North Florida (12/19/11)
ACC	3 at BC (1/14/12), vs UNC (1/19/12)

### BLOCKS

Season	1 vs EMU (12/22/11), FSU (1/10/12)
Career	1 vs EMU (12/22/11), FSU (1/10/12)
ACC	1 vs Florida State (1/10/12)

### STEALS

Season	2 vs N. Florida (12/19/11), vs GT (2/18/12)
Career	2 vs N. Florida (12/19/11), vs GT (2/18/12)
ACC	2 vs Georgia Tech (2/18/12)



## CAREER STATISTICS

Year	GP-GS	Min-Avg.	FGM-FGA-Pct.	3FG-FGA-Pct.	FTM-FTA-Pct.	Off.-Def.	Reb-Avg.	A-TO	Blk	Stl	TP-Avg.
11-12	21-6	288-13.7	21-61-.344	9-23-.391	8-13-.615	6-18	24-1.1	23-20	3	8	59-2.8

# JOEY RACER

SENIOR • GUARD • 6-1 • 165  
BERRYVILLE, VA. • CLARKE COUNTY

# #24



## SEASON STATISTICS

Opponent	Min	FG-A-%	3FG-A-%	FT-A-%	O-D-T	A	TO	Blk	Stl	Pts
MONMOUTH#	5	0-0-.000	0-0-.000	0-0-.000	0-0-0	0	2	0	0	0
FIU#	1	1-1-1.000	0-0-.000	0-0-.000	0-1-1	0	0	0	0	2
CAMPBELL	3	0-2-.000	0-0-.000	0-0-.000	0-1-1	0	1	0	0	0
NORTH FLORIDA	2	0-1-.000	0-0-.000	0-0-.000	0-0-0	0	0	0	0	0
EASTERN MICHIGAN	3	0-2-.000	0-2-.000	0-0-.000	2-0-2	0	1	0	0	0

\*- ACC games; # - NIT Season Tip-Off (Blacksburg, Va.)

## 2010-2011 NOTES

Saw five minutes on the court against Monmouth ... Made only shot and added a rebound against FIU ... Brought down one rebound in three minutes of action against Campbell ... Saw two minutes of action against North Florida ... Grabbed two rebounds against Eastern Michigan.

# WILL JOHNSTON

FRESHMAN • GUARD • 6-3 • 185  
MIDLOTHIAN, VA. • MIDLOTHIAN

# #25



## SEASON STATISTICS

Opponent	Min	FG-A-%	3FG-A-%	FT-A-%	O-D-T	A	TO	Blk	Stl	Pts
CAMPBELL	3	0-0-.000	0-0-.000	0-0-.000	0-0-0	0	0	0	0	0
NORTH FLORIDA	2	0-1-.000	0-1-.000	0-0-.000	0-0-0	0	0	0	0	0
EASTERN MICHIGAN	3	1-2-.500	1-2-.500	0-0-.000	0-0-0	0	0	0	0	3
at 15/17 Virginia*	0+	0-0-.000	0-0-.000	0-0-.000	0-0-0	0	0	0	0	0

\*- ACC games

## 2010-2011 NOTES

Made collegiate debut against Campbell ... Saw two minutes of action against North Florida ... Scored first collegiate points sinking one three against Eastern Michigan.

# JOEY van ZEGEREN

FRESHMAN • FORWARD • 6-10 • 220  
HOOGVEEN, THE NETHERLANDS • CANARIAS

# #2



## SEASON STATISTICS

Opponent	Min	FG-A-%	3FG-A-%	FT-A-%	O-D-T	A	TO	Blk	Stl	Pts
EAST TENNESSEE ST.	2	0-0-0.00	0-0-.000	0-0-.000	0-0-0	0	0	0	0	0
MONMOUTH#	5	0-0-.000	0-0-.000	0-0-.000	0-0-0	0	0	1	0	0
FIU#	1	0-0-.000	0-0-.000	0-0-.000	0-0-0	0	0	0	0	0

## 2010-2011 NOTES

Saw two minutes of action in season opener against East Tennessee State ... Blocked one shot in five minutes of action against Monmouth ... Will apply for a medical redshirt this season due to a concussion suffered early in the season and continued symptoms.



# GAME 1

## VIRGINIA TECH 64, EAST TENN. STATE 53

NOV. 12, 2011 • 2 P.M. • BLACKSBURG, VA.

In a day of impressive debuts, Tech began the 2011-12 season with a 64-53 win over East Tennessee State, moving to 9-0 in home openers under head coach Seth Greenberg. **Dorian Finney-Smith** highlighted the season-opening victory as he became the first freshman since Jeff Allen in 2007 to notch a double-double in his first game. Finney-Smith began his collegiate career with 10 points and 16 rebounds against the Bucs, while his classmate **Robert Brown** came off the bench for Tech and dropped 12 points in the outing.

Without point guard **Erick Green** (strained Achilles) the Hokies did see the return of **Dorenzo Hudson**, who missed most of the 2010-11 season with a foot injury. Green's replacement in the starting line-up, sophomore **Tyrone Garland**, did not disappoint in his first career start. Garland scored 13 points, while going 7-of-8 from the line.

ETSU took command of the game early on, but a 9-0 run by the Hokies just before halftime put them up 24-21 at the break. Tech carried that momentum into the second half, as it teetered with a 10-point lead for much of the second period.

Finney-Smith added an impressive five assists for the Hokies in his debut, while **Victor Davila** began his senior season with seven points and six boards. Adam Sollazzo led ETSU with 13 points.

### ETSU (0-1, 0-0 A-Sun)

Player	MP	FG	FT	TR	PF	A	TO	Blk	Stl	TP
Sheldon Cooley, g	37	5-16	0-1	1	2	1	3	0	3	10
Tommy Hubbard, g	35	0-5	2-2	3	5	0	1	0	1	2
Adam Sollazzo, g	28	5-14	2-5	7	1	2	4	0	0	13
Isiah Brown, f	27	2-8	6-9	6	5	1	0	1	0	10
J.C. Ward, c	16	0-1	2-2	2	1	0	0	0	0	2
Jarvis Jones	9	0-1	0-0	0	1	0	1	0	0	0
Rashawn Rember	4	0-1	1-2	1	0	0	0	0	0	1
Marcus Dubose	24	4-12	0-0	4	2	0	4	0	1	9
Lukas Poderis	20	3-6	0-1	7	2	0	0	0	0	6
TEAM				8						
Totals	200	19-64	13-22	39	19	4	13	1	5	53

### VIRGINIA TECH (1-0, 0-0 ACC)

Player	MP	FG	FT	TR	PF	A	TO	Blk	Stl	TP
Dorenzo Hudson, g	37	3-7	2-3	2	1	1	4	0	1	9
Tyrone Garland, g	24	3-7	7-8	0	3	3	7	0	2	13
Victor Davila, f	23	3-5	1-2	6	3	3	0	2	0	7
Dorian Finney-Smith, f36	2-7	6-8	16	4	5	2	4	0	10	
Jarell Eddie, f	20	3-7	1-1	2	4	1	1	0	8	
Robert Brown	26	3-7	3-4	3	2	0	0	1	1	12
Joey van Zegeren	2	0-0	0-0	0	1	0	0	0	0	0
Cadarian Raines	14	0-2	0-0	2	1	0	0	1	3	0
C.J. Barksdale	18	2-6	1-4	7	0	0	0	0	0	5
TEAM				4			1			
Totals	200	19-48	21-30	42	19	13	15	9	7	64

**3-Pointers**.....VT 5 (Brown 3, Eddie, Hudson)  
 .....ETSU 2 (Dubose, Sollazzo)  
**Blocks**..... VT 9 (Finney-Smith 4, Davila 2, Brown, Eddie, Raines)  
 .....ETSU 1 (Brown)  
**Steals**.....VT 7 (Raines 3, Garland 2, Brown, Hudson)  
 .....ETSU 5 (Cooley 3, Dubose, Hubbard)

**Officials**.....Luckie, Ayers, O'Connell  
**Technical**.....None  
**Attendance**.....7,189

**Percentages:**

ETSU	FG%...29.70	3FG%...11.8	FT%...59.1
Virginia Tech	FG%...39.6	3FG%...27.8	FT%...70.0

ETSU	21	32	—	53
Virginia Tech	24	40	—	64

# GAME 2

## VIRGINIA TECH 91, MONMOUTH 46

NOV. 14, 2011 • 7 P.M. • BLACKSBURG, VA.

Virginia Tech cruised to victory with a 91-46 romping of Monmouth in the first round of the NIT Season Tip-Off. Freshman **Robert Brown** led all scorers with 19 points in the game, after dropping 12 in his collegiate debut just days prior. Brown was one of five Hokies who scored in double figures, including junior **Erick Green**, who dropped 11 points in his season debut.

Tech took control of the game early, shooting 64-percent in the first half and holding Monmouth to an eight-minute field goal drought. In the second half, the Hokies blew things open by using a 19-2 run to start the half and taking a 25-point lead, 61-26, on a basket by Brown with 12:17 remaining. The Hawks missed 10 of their first 11 shots in the second half.

Coming off the bench for Tech, sophomore **Tyrone Garland** tallied a career-high 18 points in the victory, as did senior **Dorenzo Hudson**. Sophomore **Jarell Eddie** did not miss a shot, going 4-for-4 from the field, and finished the day with 13 points.

Ed Waite was the only player in double figures for Monmouth as he put together a double-double with 12 points and 11 boards off the bench.

### MONMOUTH (0-2, 0-0 NEC)

Player	MP	FG	FT	TR	PF	A	TO	Blk	Stl	TP
Dion Nesmith, g	25	2-8	4-4	2	5	0	2	0	1	8
Jesse Steele, g	29	2-8	0-0	1	1	1	3	0	1	5
Andrew Nicholas, g	14	1-6	0-2	0	3	1	1	0	0	2
Mike Myers Keitt, f	25	2-9	2-3	5	0	0	2	0	1	6
Phill Wait, c	28	2-4	1-6	3	2	0	3	0	0	5
Max Dileo	7	0-1	0-0	1	0	0	1	0	0	0
Will Campbell	22	1-7	1-3	5	4	0	2	0	0	3
Mykel Harris	17	0-3	5-6	1	4	0	0	0	0	5
Daniel James	7	0-1	0-0	1	1	1	0	0	0	0
Ed Waite	26	5-9	2-5	11	3	1	1	0	0	12
TEAM				5						
Totals	200	15-56	15-29	35	23	4	15	0	3	46

### VIRGINIA TECH (2-0, 0-0 ACC)

Player	MP	FG	FT	TR	PF	A	TO	Blk	Stl	TP
Dorenzo Hudson, g	24	7-10	4-6	4	1	3	0	0	2	18
Erick Green, g	23	3-6	3-3	2	1	5	2	1	1	11
Jarell Eddie, g	18	4-4	2-2	3	3	2	1	0	1	13
Victor Davila, f	18	2-3	2-6	5	3	0	2	2	0	6
Dorian Finney-Smith, f	22	0-2	1-4	7	4	3	3	0	0	1
Robert Brown	30	5-11	6-6	1	3	3	0	1	19	
Joey van Zegeren	7	0-0	0-0	0	1	0	0	0	0	0
Cadarian Raines	14	2-4	1-5	6	3	2	0	2	2	5
Tyrone Garland	19	7-7	2-3	2	1	1	1	0	1	18
Joey Racer	5	0-0	0-0	1	0	2	0	0	0	0
C.J. Barksdale	20	0-1	0-0	6	3	1	0	0	0	0
TEAM				4						
Totals	200	30-48	21-35	40	24	20	14	6	8	91

**3-Pointers**.....VT 10 (Brown 3, Eddie 3, Garland 2, Green 2)  
 .....MU1 (Steele)  
**Blocks**..... VT 6 (Davila 2, Raines 2, Green, van Zegeren)  
 .....MU 0  
**Steals**.....VT 8  
 .....(Hudson 2, Raines 2, Brown, Eddie, Garland, Green)  
 .....MU 3 (Myers Keitt, Nesmith, Steele)

**Officials**.....Statore, Donato, Walton  
**Technical**.....None  
**Attendance**.....XXX

**Percentages:**

Monmouth	FG%...26.8	3FG%...5.9	FT%...51.7
Virginia Tech	FG%...62.5	3FG%...66.7	FT%...60.0

Monmouth	24	22	—	46
Virginia Tech	42	49	—	91

# GAME 3

## VIRGINIA TECH 78, FIU 63

NOV. 15, 2011 • 6 P.M. • BLACKSBURG, VA.

Punching its ticket to New York City, Virginia Tech earned a spot in the NIT Season Tip-Off Semifinals with a 78-63 win over Florida International in the second round of the tournament at Cassell Coliseum. Senior **Dorenzo Hudson** spearheaded the Tech offense with 31 points, marking the most by him since his 41-point outburst against Seton Hall on Jan. 2, 2010, in Mexico.

The Hokies led by as many as 13 in the first half against the Panthers, but saw FIU cut the lead to 39-34 on a basket by Dominique Ferguson with 14:28 remaining. Tech answered by going on a 16-7 run, scoring on seven straight possessions. Freshman **Dorian Finney-Smith's** three-point play with 10:21 remaining ended the run, giving the Hokies a 55-41 cushion. Tech went on to lead by as many as 19, cruising to the victory.

Hudson hit 8-of-13 from the floor, including 3-of-5 from beyond the 3-point arc. He connected on all 12 of his free-throw attempts, and he added five rebounds and two assists.

Finney-Smith recorded the second double-double of his young career as he added 14 points and 10 boards for the Hokies, also dishing out five assists. FIU's Jeremy Allen led four Panthers in double figures with 15 points in the loss.

### FIU (1-1, 0-0 Sun Belt)

Player	MP	FG	FT	TR	PF	A	TO	Blk	Stl	TP
Phil Taylor, g	33	4-12	4-4	3	2	4	2	0	0	13
DeJuan Wright, g	31	2-8	2-2	4	4	1	2	0	3	7
Jeremy Allen, g	29	3-9	7-8	0	2	1	2	0	2	15
Tola Akomolafe, g	35	4-7	3-3	7	2	0	1	1	1	11
Dominique Ferguson, f35	4-13	3-6	5	5	1	2	2	1	11	
Manuel Nunez	2	0-0	0-0	0	0	0	0	0	0	0
Deric Hill	2	0-1	0-0	0	0	0	0	0	0	0
Steven Miro	1	0-0	0-0	0	0	0	0	0	0	0
Cameron Bell	7	1-3	0-0	1	2	0	0	0	0	2
Gilles Dierickx	8	0-0	0-0	0	2	0	1	0	0	0
Richard Pack	12	1-2	0-0	3	0	2	1	0	0	2
Tanner Wozniack	5	1-2	0-0	0	2	0	0	0	0	2
TEAM				6						
Totals	200	20-57	19-23	29	21	9	11	3	7	63

### VIRGINIA TECH (3-0, 0-0 ACC)

Player	MP	FG	FT	TR	PF	A	TO	Blk	Stl	TP
Dorenzo Hudson, g	34	8-13	12-12	5	0	2	3	0	0	31
Erick Green, g	25	5-7	0-0	2	2	0	2	0	0	12
Jarell Eddie, g	20	0-3	0-0	5	3	2	0	0	1	0
Victor Davila, f	26	5-6	1-4	7	4	2	1	3	0	11
Dorian Finney-Smith, f	34	5-10	2-2	10	3	5	1	0	2	14
Robert Brown	21	1-6	0-0	2	1	3	3	1	0	2
Joey van Zegeren	1	0-0	0-0	0	0	0	0	0	0	0
Cadarian Raines	13	1-3	0-0	1	4	1	1	0	0	2
Tyrone Garland	17	1-4	0-1	0	3	5	2	0	0	2
Joey Racer	1	1-1	0-0	1	0	0	0	0	0	2
C.J. Barksdale	8	1-1	0-0	0	2	0	1	1	0	2
TEAM				2						
Totals	200	28-54	15-19	35	22	20	16	5	3	78

**3-Pointers**.....VT 7 (Hudson 3, Green 2, Finney-Smith 2)  
 .....FIU 4 (Allen 2, Taylor, Wright)  
**Blocks**..... VT 5 (Davila 3, Barksdale, Brown)  
 .....FIU 3 (Ferguson 2, Akomolafe)  
**Steals**.....VT 3 (Finney-Smith 2, Eddie)  
 .....FIU 7 (Wright 3, Allen 2, Akomolafe, Ferguson)

**Officials**.....Cahill, Luckie, Corbin  
**Technical**.....None  
**Attendance**.....XXX

**Percentages:**

FIU	FG%...35.1	3FG%...25.0	FT%...82.6
Virginia Tech	FG%...51.9	3FG%...36.8	FT%...78.9

FIU	26	37	—	63
Virginia Tech	33	45	—	78

# GAME 4

## SYRACUSE 69, VIRGINIA TECH 58

NOV. 23, 2011 • 9:30 P.M. • NEW YORK, N.Y.

Virginia Tech lost to No. 5 Syracuse, 69-58, in the semifinal of the 2011 NIT Season-Tip-Off in Madison Square Garden. The Hokies suffer their first loss of the season and fall to 3-1, while Syracuse improves to 5-0.

The Hokies took a 29-27 lead into intermission, shooting 47.8 percent from the field. Tech jumped out to a 20-13 lead with 8:08 remaining in the first half on a jumper by sophomore **Jarell Eddie**.

Following the break, the Hokies were able to keep the game close and held took a 42-39 lead with 13:28 remaining on a dunk by senior **Victor Davila**. Syracuse would then go on a 17-3 run over the next five plus minutes to secure the lead for contest.

Eddie tied a career-high with 17 points and set a new career-high with five assists. He made six of 14 field goal attempts, including two of six three-pointer. **Erick Green** added 14 points and three steals and **Dorenzo Hudson** scored 13 points for the Hokies. **Kris Joseph** led the Orange with 20 points and 10 rebounds and **C.J. Fair** had 12 points and 10 rebounds off the bench for SU.

Tech shot 42.6 percent from the floor for the game, including 42.1 percent from three-point range. SU outrebounded Tech, 32-27, but the Orange forced Tech into 16 turnovers.

### VIRGINIA TECH (3-1, 0-0 ACC)

Player	MP	FG	FT	TR	PF	A	TO	Blk	Stl	TP
Dorenzo Hudson, g	38	3-7	6-6	2	1	2	3	0	1	13
Erick Green, g	36	5-10	0-0	5	1	2	1	0	3	14
Victor Davila, f	22	3-5	0-1	2	5	0	4	0	0	6
Dorian Finney-Smith, f	28	1-3	0-0	7	4	3	4	1	0	2
Jarell Eddie, g	35	6-14	3-4	4	3	5	0	2	0	17
Robert Brown	17	1-4	0-0	1	0	3	2	0	0	3
Cadarian Raines	16	1-2	1-1	1	0	0	0	0	1	3
Tyrone Garland	7	0-2	0-0	0	0	0	0	0	0	0
C.J. Barksdale	1	0-0	0-0	1	0	0	1	0	0	0
TEAM			4			1				
Totals	200	20-47	10-12	27	15	15	16	3	5	58

### No. 5 SYRACUSE (5-0, 0-0 BIG EAST)

Player	MP	FG	FT	TR	PF	A	TO	Blk	Stl	TP
Scoop Jardine, g	20	1-4	0-0	0	0	4	0	0	0	2
Brandon Triche, g	34	7-12	0-0	2	1	6	2	1	1	18
Rakeem Christmas, f	3	0-0	0-0	0	0	0	0	0	0	0
Kris Joseph, f	39	7-15	5-5	10	3	2	1	0	3	20
Fab Melo, c	25	3-6	0-0	2	1	1	2	5	0	6
M. Carter-Williams	2	0-1	0-0	1	0	0	0	0	0	0
Dion Waiters	25	5-11	0-1	1	3	4	2	0	3	11
C.J. Fair	31	5-8	1-2	10	3	0	1	0	0	12
Baye Keita	15	0-0	0-0	1	3	0	1	0	1	0
James Southerland	6	0-1	0-0	1	0	0	0	0	0	0
TEAM			4							
Totals	200	28-58	6-8	32	14	17	9	6	8	69

**3-Pointers**.....VT 8 (Green 4, Eddie 2, Brown, Hudson)  
 .....SU 7 (Triche 4, Fair, Joseph, Waiters)  
**Blocks**.....VT 3 (Eddie 2, Finney-Smith)  
 .....SU 6 (Melo 5, Triche)  
**Steals**.....VT 5 (Green 3, Hudson, Raines)  
 .....SU 8 (Jopseh 3, Waiters 3, Keita, Triche)

**Officials**.....Burr, Stephens, Clougherty  
**Technical**.....None  
**Attendance**.....8,293

**Percentages:**  
 Virginia Tech FG%...42.6 3FG%...42.1 FT%...83.3  
 Syracuse FG%...48.3 3FG%...46.7 FT%...75.0

Virginia Tech	29	29	—	58
Syracuse	27	42	—	69

# GAME 5

## VIRGINIA TECH 59, OKLAHOMA STATE 57

NOV. 25, 2011 • 2:35 P.M. • NEW YORK, N.Y.

Virginia Tech held off a strong Oklahoma State rally and defeated the Cowboys, 59-57, to claim third place in the NIT Season Tip-Off at Madison Square Garden. With the victory, the Hokies improve to 4-1 on the season, while OSU falls to 3-2.

Tech fell behind 8-0 before the first media timeout, but ran out to a 30-19 lead with 2:31 remaining in the first half on a lay-up and free throw by **C.J. Barksdale**. The Hokies took a 32-23 lead into intermission.

In the second half, Tech held a 53-44 lead with 5:27 remaining, but OSU made a run in the final minutes to close the lead to a single possession. **Jarell Eddie** and **Dorenzo Hudson** each made two free throws in the final 17 seconds to help secure the win for Tech.

**Erick Green** led the Hokies with 18 points and **Dorian Finney-Smith** recorded his third double-double of the season with 10 points and 14 rebounds. **Cadarian Raines** grabbed a career-high nine rebounds in just 12 minutes of action. **Markel Brown** led all scorers with 19 points for the Cowboys.

Tech shot just 25 percent from the floor in the second half, but out rebounded OSU, 45-37, including a 21-14 advantage on the offensive boards. Tech's bench outscored OSU's reserves, 18-7.

### OKLAHOMA STATE (3-2, 0-0 Big 12)

Player	MP	FG	FT	TR	PF	A	TO	Blk	Stl	TP
Cezar Guerrero, g	23	1-5	1-3	2	3	0	3	0	1	3
Keiton Page, g	35	3-8	3-4	1	3	2	0	0	0	11
Markel Brown, g	38	6-12	6-7	10	4	2	3	0	2	19
Jean-Paul Olukemi, f	32	6-11	1-3	6	5	1	1	0	0	13
Philip Jurick, f	21	2-3	0-0	6	4	2	1	2	0	4
Le'Bryan Nash	11	0-3	0-0	0	3	0	1	1	0	0
Brian Williams	7	0-1	1-2	2	0	0	0	0	0	1
Roger Dowell	22	0-2	2-2	0	2	2	1	0	0	2
Michael Cobbins	11	2-4	0-0	3	1	0	1	2	0	4
TEAM			5							
Totals	200	20-49	14-21	35	25	9	11	5	3	57

### VIRGINIA TECH (4-1, 0-0 ACC)

Player	MP	FG	FT	TR	PF	A	TO	Blk	Stl	TP
Dorenzo Hudson, g	35	2-13	3-4	3	1	1	3	0	1	7
Erick Green, g	39	6-12	5-7	1	0	1	2	0	1	18
Victor Davila, f	18	1-5	0-0	5	5	1	2	0	1	2
Dorian Finney-Smith, f	38	2-8	4-8	14	2	1	2	0	0	10
Jarell Eddie, f	17	0-4	4-4	7	4	1	1	0	0	4
Robert Brown	24	3-7	1-4	1	4	1	1	0	2	8
Cadarian Raines	12	1-3	1-2	9	4	1	0	3	1	3
Tyrone Garland	8	2-4	0-0	2	0	0	0	0	0	4
C.J. Barksdale	9	1-1	1-1	1	0	0	0	1	0	3
TEAM			3							
Totals	200	18-57	19-30	46	20	7	11	4	6	59

**3-Pointers**.....VT 4 (Finney-Smith 2, Brown Green)  
 .....OSU 3 (Page 2, Brown)  
**Blocks**.....VT 4 (Raines 3, Barksdale)  
 .....OSU 5 (Cobbins 2, Jurick 2, Nash)  
**Steals**.....VT 6 (Brown 2, Davila, Green, Hudson, Raines)  
 .....OSU 3 (Brown 2, Guerrero)

**Officials**.....Driscoll, Higgins, Nance  
**Technical**.....None  
**Attendance**.....8,477

**Percentages:**  
 Oklahoma State FG%...40.8 3FG%...17.6 FT%...66.7  
 Virginia Tech FG%...31.6 3FG%...25.0 FT%...63.3

Oklahoma State	23	34	—	57
Virginia Tech	32	27	—	59

# GAME 6

## VIRGINIA TECH 73, ST. BONAVENTURE 64

NOV. 27, 2011 • 6 P.M. • BLACKSBURG, VA.

**Erick Green** scored 19 points and **Victor Davila** contributed mightily on both ends of the floor, as Virginia Tech downed St. Bonaventure in a non-conference game played Sunday night at Cassell Coliseum.

With the victory, Tech moved to 5-1 overall on the season. St. Bonaventure fell to 2-2.

The Hokies overcame a sluggish first half in which they had as many turnovers (10) as baskets (10). But in the second half, Green scored 12 points and Davila added nine, as the Hokies gradually pulled away.

Tech opened a 40-30 lead in the second half on a dunk by **Cadarian Raines**, but the Bonnies (2-2) cut that lead to three on a 3-pointer by Michael Davenport with 7:31 left.

The Hokies then responded with two free throws from Green, and after a St. Bonaventure turnover, Tech's **Jarell Eddie** hit a 3-pointer to make it 53-45 with 6:48 left. St. Bonaventure got no closer than five points the rest of the way.

St. Bonaventure's Demetrius Conger led all players with 23 points in the game while Davenport added 13 in the loss.

### ST. BONAVENTURE (2-2, 0-0 A-10)

Player	MP	FG	FT	TR	PF	A	TO	Blk	Stl	TP
Eric Mosely, g	12	0-5	0-0	3	1	2	2	0	1	0
Michael Davenport, g	34	5-15	2-2	5	4	2	1	0	1	13
Demetrius Conger, f	33	8-10	6-6	6	4	2	5	0	1	23
Da'Quan Cook, f	20	3-6	2-3	6	1	0	0	0	0	8
Andrew Nicholson, f	36	4-14	1-2	7	4	1	4	1	0	9
Charlon Kloof	28	1-2	0-0	1	3	3	0	0	0	3
Jordan Gathers	1	0-0	0-0	0	0	0	0	0	0	0
Yousou Ndoeye	2	0-1	0-0	0	0	0	0	0	0	0
Chris Johnson	2	0-1	0-0	1	0	0	0	0	0	0
Matthew Wright	28	3-8	0-0	3	3	4	0	0	0	8
Jake Houseknecht	4	0-1	0-0	2	0	0	0	0	0	0
TEAM			2			1				
Totals	200	24-63	11-13	36	20	14	13	1	3	64

### VIRGINIA TECH (5-1, 0-0 ACC)

Player	MP	FG	FT	TR	PF	A	TO	Blk	Stl	TP
Dorenzo Hudson, g	35	3-10	1-2	3	2	1	1	0	1	8
Erick Green, g	33	5-11	7-8	3	0	4	2	0	2	19
Victor Davila, f	30	3-5	3-4	4	1	1	1	1	2	11
Dorian Finney-Smith, f	30	5-8	3-3	2	3	0	2	0	1	13
Jarell Eddie, g	35	4-7	2-4	8	3	3	1	2	0	11
Robert Brown	14	1-2	2-2	2	1	4	1	1	0	5
Cadarian Raines	8	2-2	2-2	4	2	0	1	1	0	6
Tyrone Garland	7	0-1	0-0	0	0	0	0	0	0	0
C.J. Barksdale	8	0-1	0-0	2	2	0	0	1	0	0
TEAM			0			1				
Totals	200	23-47	20-25	28	17	13	10	6	6	73

**3-Pointers**.....VT 7  
 .....(Eddie 2, Green 2, Brown, Finney-Smith, Hudson)  
 .....SBU 5 (Wright 2, Conger, Davenport, Kloof)  
**Blocks**. VT 6 (Finney-Smith 2, Barksdale, Brown, Eddie, Raines)  
 .....SBU 1 (Nicholson)  
**Steals**.....VT 6 (Eddie 2, Green 2, Davila, Hudson)  
 .....SBU 3 (Conger, Davenport, Mosley)

**Officials**.....Dorsey, Clinton, CLark  
**Technical**.....None  
**Attendance**.....8,710

**Percentages:**  
 St. Bonaventure FG%...38.1 3FG%...31.3 FT%...84.6  
 Virginia Tech FG%...48.9 3FG%...46.7 FT%...80.0

St. Bonaventure	21	43	—	64
Virginia Tech	25	48	—	73

# GAME 7

## MINNESOTA 58, VIRGINIA TECH 55

NOV. 30, 2011 • 8:15 P.M. • MINNEAPOLIS, MINN.

Virginia Tech fell to Minnesota, 58-55, in the Big Ten/ACC Challenge in Williams Arena on Wednesday night. Tech is now 5-2 on the season, while Minnesota improves to 7-1 overall.

Tech fell behind early, but fought back and took a 28-25 lead into intermission. The Hokies and Golden Gophers battled back and forth throughout the second half, before Minnesota took a 56-55 lead with 18 seconds remaining on a pair of free throws by Julian Welch. Welch made two more free throws with 6.4 seconds remaining to give the Golden Gophers the lead, 58-56. **Erick Green**, who had been knocked off the elevated court in William Arena in the final half minute of action, attempted to hit a game tying three-pointer at the buzzer, but the ball spun off the rim and Minnesota claimed the victory.

Green scored a career-high 25 points to lead all scorers. Robert Brown added 13 points and **Victor Davila** scored 10 points and grabbed seven rebounds. Welch led the Golden Gophers with 15 points. Green made four of eight from three-point range and handed-out a team-high four assists without committing a turnover. He suffered a bruised shoulder on the fall, but was able to return in the final seconds of play.

Tech out rebounded Minnesota, 32-30, but shot just 37.7 percent from the floor. The Hokies made all seven free throw attempts, but just two came in the second half.

### VIRGINIA TECH (5-2, 0-0 ACC)

Player	MP	FG	FT	TR	PF	A	TO	Blk	Stl	TP
Dorenzo Hudson, g	25	0-4	0-0	3	2	3	2	1	1	0
Erick Green, g	38	9-18	3-3	4	2	4	0	1	1	25
Victor Davila, f	33	4-9	2-2	7	1	0	2	0	0	10
Dorian Finney-Smith, f	32	1-5	0-0	6	3	1	1	1	1	3
Jarell Eddie, f	34	1-5	2-2	3	3	0	3	0	0	4
Robert Brown	25	5-10	0-0	1	4	3	2	0	2	13
Cadarian Raines	7	0-1	0-0	1	0	0	1	0	1	0
Tyrone Garland	3	0-1	0-0	0	1	1	0	0	0	0
C.J. Barksdale	3	0-0	0-0	0	1	0	0	0	0	0
TEAM				7						
Totals	200	20-53	7-7	32	17	12	12	3	6	55

### MINNESOTA (7-1, 0-0 Big Ten)

Player	MP	FG	FT	TR	PF	A	TO	Blk	Stl	TP
Julian Welch, g	32	5-6	4-4	2	2	4	4	0	2	15
Andre Hollins, g	28	2-8	2-2	2	3	3	1	0	1	6
Austin Hollins, g	24	2-8	0-1	2	1	2	0	1	2	4
Rodney Williams, f	38	6-7	2-4	8	2	1	1	2	2	14
Elliot Eliason, c	32	4-6	0-0	7	2	2	2	0	2	8
Oto Osenieks	2	0-2	0-0	0	0	0	0	0	0	0
Joe Coleman	7	0-2	0-0	2	0	0	0	0	1	0
Maverick Ahanmisi	12	0-2	0-0	3	1	3	1	0	0	0
Chip Armelin	17	4-6	0-4	2	1	2	2	0	0	9
Andre Ingram	8	1-1	0-0	0	0	0	0	0	1	2
TEAM				1						
Totals	225	24-48	8-15	30	12	17	9	5	9	58

**3-Pointers**.....VT 8 (Green 4, Brown 3, Finney-Smith).....Minnesota 2 (Armelin, Welch)  
**Blocks**.....VT 3 (Finney-Smith, Green Hudson).....Minnesota 5 (Eliason 2, Williams 2, Au, Hollins)  
**Steals**.....VT 6 (Brown 2, Finney-Smith, Green, Hudson, Raines).....Minnesota 9 (Au, Hollins 2, Welch 2, Williams 2, Coleman, An, Hollins, Ingram)

**Officials**.....Wymer, Burr, Janssen  
**Technical**.....None  
**Attendance**.....10,487

#### Percentages:

Virginia Tech FG%...36.2 3FG%...23.8 FT%...57.9  
 Minnesota FG%...34.5 3FG%...14.3 FT%...71.4

Virginia Tech 28 27 — 55  
 Minnesota 25 33 — 58

# GAME 8

## KANSAS STATE 69, VIRGINIA TECH 61

DEC. 4, 2011 • 5:30 P.M. • BLACKSBURG, VA.

Kansas State's Jamar Samuels scored 15 of his 17 points and grabbed 13 of his 14 rebounds in the second half to lead the Wildcats past Virginia Tech 69-61 in a non-conference game played Sunday night at Cassell Coliseum. With the loss, Tech fell to 5-3 overall on the season. Kansas State moved to 5-0 overall.

The Hokies, behind solid play from **Cadarian Raines**, **C.J. Barksdale** and **Robert Brown** – they scored six points each – led 28-22 at halftime, but the Wildcats opened the second half with a 12-2 run to take a lead they never would relinquish.

The Hokies struggled from the floor in the second half, connecting on 10 of 32 from the floor (31.3 percent). They shot just 33.8 percent for the game.

In contrast, Kansas State shot 57.7 percent in the second half and 41.8 percent for the game.

Brown paced the Hokies with 15 points, hitting just 6-of-17 from the floor. **Erick Green** had 14 points and seven rebounds, but made just 4-of-17 from the floor.

Southwell had 11 points for the Wildcats. Thomas Gipson, Will Spradling and Jordan Henriquez finished with nine points each.

### KANSAS STATE (5-0, 0-0 BIG 12)

Player	MP	FG	FT	TR	PF	A	TO	Blk	Stl	TP
Martavious Irving, g	14	1-3	4-4	1	4	2	3	0	3	6
Rodney McGruder, g	28	2-8	3-5	5	1	0	3	0	0	7
Will Spradling, g	38	2-8	3-4	3	4	3	0	0	2	9
Jamar Samuels, f	28	7-8	3-6	14	2	0	0	0	0	17
Thomas Gipson, f	22	4-9	1-3	6	2	0	1	0	0	9
Shane Southwell	20	3-6	4-6	3	0	1	0	1	0	11
Victor Ojeleye	1	0-0	0-0	1	0	0	0	0	0	0
Nino Williams	2	0-2	0-0	1	1	0	0	0	0	0
Angel Rodriguez	19	0-4	1-2	2	2	4	2	0	3	1
Jordan Henriquez	26	4-6	1-3	4	2	0	3	5	0	9
Jeremy Jones	2	0-1	0-0	0	0	0	0	0	0	0
TEAM				2						
Totals	200	23-55	20-33	42	18	10	12	6	8	69

### VIRGINIA TECH (5-3, 0-0 ACC)

Player	MP	FG	FT	TR	PF	A	TO	Blk	Stl	TP
Dorenzo Hudson, g	25	3-9	1-5	4	4	0	1	0	0	7
Erick Green, g	36	4-17	0-3	7	2	3	3	0	1	14
Victor Davila, f	17	0-2	0-0	1	3	0	0	1	0	1
Dorian Finney-Smith, f	25	3-7	0-0	7	5	1	0	1	0	6
Jarell Eddie, f	27	1-5	0-0	5	3	0	2	0	0	4
Robert Brown	31	6-17	2-10	3	4	1	1	1	2	15
Cadarian Raines	15	3-6	0-0	5	5	0	2	2	1	6
Marquis Rankin	7	1-1	0-0	1	0	1	1	0	0	2
C.J. Barksdale	17	1-1	0-0	4	1	0	2	1	1	6
TEAM				8						
Totals	200	22-65	14-21	45	27	6	13	5	6	61

**3-Pointers**.....VT 3 (Brown 2, Hudson).....K-State 3 (Spradling 2, Southwell)  
**Blocks**.....VT 5 (Raines 2, Barksdale, Brown, Davila).....K-State 6 (Henriquez 5, Southwell)  
**Steals**.....VT 6 (Brown 2, Barksdale, Finney-Smith, Green, Raines).....K-State 8 (Irving 3, Rodriguez 3, Spradling 2)

**Officials**.....Cahill, Corbin, Caldwell  
**Technical**.....None  
**Attendance**.....8,782

#### Percentages:

Kansas State FG%...41.8 3FG%...23.1 FT%...60.6  
 Virginia Tech FG%...33.8 3FG%...16.7 FT%...66.7

Kansas State 22 47 — 69  
 Virginia Tech 28 33 — 61

# GAME 9

## VIRGINIA TECH 78, RHODE ISLAND 67

DEC. 7, 2011 • 7 P.M. • KINGSTON, R.I.

Virginia Tech defeated the University of Rhode Island, 78-67, in basketball action Wednesday night in the Ryan Center on the URI campus. The Hokies improve to 6-3 on the season, while URI falls to 1-8 overall.

Tech shot 54.5 percent from the field for the game, including 65.4 percent in the second half. The Hokies made 11 of their 13 free throw attempts and were good on seven of 16 three-point attempts.

The Hokies fell behind early, 7-0, but took a 28-27 lead into the intermission. Tech fell behind once again the open second half, but went on a 33-20 run in the middle of the second period, taking a 61-51 lead with 5:33 remaining on a three-pointer by **Jarell Eddie**. Tech stretched the lead to as many 12 points before claiming the 78-67 victory.

**Erick Green**, who did not start due to a coach's decision, came off the bench to score 24 points to lead all scores. Tech had four players in double figures, including 15 points by Eddie and a career-high 12 points by **Cadarian Raines**. **Dorian Finney-Smith** added 11 points for the Hokies. Nikola Malesevich scored 23 points to lead the Rams.

With Green and Raines' big nights, the Hokie bench outscored URI's substitutes, 44-8. Tech out rebounded the Rams, 33-29.

### VIRGINIA TECH (6-3, 0-0 ACC)

Player	MP	FG	FT	TR	PF	A	TO	Blk	Stl	TP
Dorenzo Hudson, g	22	2-6	4-4	3	4	4	1	0	0	8
Marquis Rankin, g	12	0-0	0-0	0	2	1	1	0	0	0
Victor Davila, f	13	0-2	0-0	1	1	0	2	1	1	0
Dorian Finney-Smith, f	35	4-11	1-2	6	3	3	4	3	0	11
Jarell Eddie, f	23	5-6	2-2	6	4	2	0	1	1	15
Robert Brown	19	1-5	0-0	1	2	3	1	0	1	2
Cadarian Raines	25	6-8	0-0	4	2	1	1	0	3	12
Erick Green	33	10-14	2-3	2	2	1	1	0	3	24
Tyrone Garland	1	0-0	0-0	0	0	0	0	0	0	0
C.J. Barksdale	17	2-3	2-2	7	0	2	2	0	0	6
TEAM				3			1			
Totals	200	30-55	11-13	33	20	17	14	5	9	78

### RHODE ISLAND (1-8, 0-0 A-10)

Player	MP	FG	FT	TR	PF	A	TO	Blk	Stl	TP
Jamal Wilson, g	36	4-16	3-4	3	2	1	1	0	0	11
Mike Powell, g	35	1-6	7-8	5	2	5	0	0	2	9
Orion Outerbridge, f	32	3-7	0-0	2	1	0	0	2	0	6
Nikola Malesevich, f	36	7-14	8-8	4	1	1	0	2	2	23
Jonathan Holton, f	27	4-6	2-2	7	5	1	5	0	0	10
Dominique McKay	12	1-2	0-0	0	1	2	0	0	0	2
Rayvon Harris	3	0-1	0-0	1	0	0	1	0	0	0
Levan Shengelia	8	1-1	1-2	0	1	1	2	0	0	3
Ryan Brooks	8	0-0	0-0	2	0	0	0	0	1	0
Anthony Malhoit	3	1-2	0-0	0	0	0	0	0	0	3
TEAM				5						
Totals	200	22-55	21-24	29	12	10	11	4	5	67

**3-Pointers**.....VT 7 (Eddie 3, Finney-Smith 2, Green 2).....URI 2 (Malesevich, Malhoit)  
**Blocks**.....VT 5 (Finney-Smith 3, Davila, Eddie).....PSU 2 (Malesevich, Outerbridge)  
**Steals**.....VT 9 (Green 3, Raines 3, Brown, Davila, Eddie).....URI 5 (Malesevich 2, Powell 2, Brooks)

**Officials**.....Styons, Gladden, Dawkins  
**Technical**.....None  
**Attendance**.....3,982

#### Percentages:

Virginia Tech FG%...54.5 3FG%...43.8 FT%...84.6  
 Rhode Island FG%...40.0 3FG%...18.2 FT%...87.5

Virginia Tech 28 50 — 78  
 Rhode Island 27 40 — 67



# GAME 10

VIRGINIA TECH 73, NORFOLK STATE 60

DEC. 11, 2011 • 2 P.M. • BLACKSBURG, VA.

Jarell Eddie scored a career-high 24 points and grabbed seven rebounds to lift Virginia Tech past Norfolk State, 73-60. Eddie made 6-of-9 from the floor and hit a career-high five 3-pointers. He also connected on all seven of his free-throw attempts. His previous career high came last season against Wake Forest when he scored 17 in a win in Winston-Salem, N.C.

The Hokies trailed for much of the first half, but Eddie scored six points in a 10-0 Tech run late in the first half that gave the Hokies the lead for good.

The Spartans, who have quality victories over Drexel and TCU and lost to nationally ranked Marquette by just two points, kept the game close throughout and cut the lead to 66-59 on Chris McEachin's 3-pointer with 2:58 left in the game. But Tech's Dorengo Hudson hit a free throw with 2:05 left to make it 66-59. After McEachin missed a 3-pointer for NSU with 1:40 to go, Eddie put the game away, draining his final 3-pointer with 1:07 remaining to push the Hokies' lead back to 10.

Erick Green finished with 12, while Cadarian Raines came off the bench to score 10 points and grab seven rebounds for Tech.

Norfolk State shot 48.9 percent from the floor (22-of-45). But the Spartans hurt themselves with nine second-half turnovers.

McEachin led NSU with 18 points, hitting 6-of-12 from the floor, including two 3-pointers. Kyle O'Quinn and Pendarvis Williams scored 14 each. O'Quinn, NSU's leading scorer, scored 12 of his 14 in the first half, but spent most of the second half on the bench in foul trouble before fouling out with 4:11 left.

## NORFOLK STATE (6-4, 0-0 MEAC)

Player	MP	FG	FT	TR	PF	A	TO	Blk	Stl	TP
Pendarvis Williams, g	33	4-7	3-3	4	2	1	3	1	0	14
Rodney McCauley, g	14	0-3	0-0	0	3	2	1	0	0	0
Marcos Tamares, f	33	2-6	2-2	2	4	1	3	2	1	6
Chris Mceachin, f	36	6-12	4-5	8	2	2	2	0	1	18
Kyle O'Quinn, c	29	7-10	0-2	8	5	2	0	2	0	14
Kieyvyn Lila-St. Rose	1	0-0	0-0	0	0	0	0	0	0	0
Jamel Fuentes	17	2-4	2-5	2	1	1	1	0	1	6
Reggie Revels	2	0-0	0-0	0	0	0	0	0	0	0
Jordan Weathers	4	0-0	0-0	0	0	0	0	0	0	0
Brandon Goode	2	0-0	0-0	0	0	0	2	0	0	0
Brandon Wheelless	15	1-2	0-0	0	1	0	1	0	0	2
Riley Maye	3	0-0	0-0	0	0	1	0	0	0	0
A.J. Rogers	11	0-1	0-0	2	0	0	0	2	0	0
TEAM			2							
Totals	200	22-45	11-17	28	18	10	13	7	3	60

## VIRGINIA TECH (7-3, 0-0 ACC)

Player	MP	FG	FT	TR	PF	A	TO	Blk	Stl	TP
Dorengo Hudson, g	33	3-10	1-2	2	2	1	1	0	0	7
Erick Green, g	36	4-10	3-3	4	4	1	1	0	3	12
Jarell Eddie, g	33	6-9	7-7	7	1	1	2	0	1	24
Victor Davila, f	13	2-5	2-2	0	2	0	0	0	1	6
Dorian Finney-Smith, f	33	3-9	0-1	5	2	2	3	1	0	6
Robert Brown	14	1-5	2-2	5	1	1	0	1	0	5
Cadarian Raines	23	5-7	0-1	7	3	2	1	1	0	10
Marquis Rankin	7	0-2	0-0	1	0	2	1	0	0	0
C.J. Barksdale	8	1-2	1-2	3	1	0	0	0	0	3
TEAM			2							
Totals	200	25-59	16-20	36	16	10	9	3	5	73

3-Pointers..... VT 7 (Eddie 5, Brown, Green)  
NSU 5 (Williams 3, Mceachin 2)  
Blocks..... VT 3 (Brown, Finney-Smith, Raines)  
NSU 7 (O'Quinn 2, Rogers 2, Tamares 2, Williams)  
Steals..... VT 5 (Green 3, Davila, Eddie)  
NSU 3 (Fuentes, Mceachin, Tamares)

Officials.....Nestor, Clinton, Humes  
Technicals.....None  
Attendance.....8,869

Percentages:  
Norfolk State FG%...48.9 3FG%...35.7 FT%...64.7  
Virginia Tech FG%...42.4 3FG%...46.7 FT%...80.0

Norfolk State 34 26 — 60  
Virginia Tech 39 34 — 73

# GAME 11

VIRGINIA TECH 85, CAMPBELL 60

DEC. 17, 2011 • 4 P.M. • BLACKSBURG, VA.

Virginia Tech opened the second half with a 15-0 run to break open a close game and roll past Campbell 85-60 in a non-conference game at Cassell Coliseum.

The Hokies led just 32-29 at halftime after shooting only 37 percent from the floor. But Tech opened the second half by hitting six of its first seven shots, as Jarell Eddie heated up following a scoreless first half. Eddie scored seven of Tech's 15 points in that run, and his basket with 15:19 left in the game capped the run, giving the Hokies a 47-29 lead.

Tech continued its hot shooting throughout the second half. The Hokies shot 73.1 percent in the final 20 minutes and 54.7 percent for the game - its second-best shooting performance of the season.

In contrast, Campbell struggled from the floor in the first five minutes of the second half. The Fighting Camels missed three shots and turned the ball over four times on their first seven possessions of the second half. Their first basket in the final 20 minutes came at the 14:46 mark, and Campbell shot just 41.9 percent in the second half (44.1 for the game).

Dorengo Hudson and Victor Davila both snapped shooting slumps for Tech, leading the Hokies in scoring with 15 points each. Hudson hit 5-of-11 from the floor, including 2-of-4 from beyond the 3-point arc.

## CAMPBELL (8-3, 2-0 Big South)

Player	MP	FG	FT	TR	PF	A	TO	Blk	Stl	TP
Trey Freeman, g	30	8-12	0-1	2	3	0	2	0	0	16
Rico Ferguson, g	21	1-4	1-3	1	4	0	2	0	0	3
Darren White, g	29	6-9	1-3	4	1	1	2	1	1	14
Anthony Horton, f	18	0-6	0-0	3	3	0	2	1	1	0
Eric Griffin, f	36	6-11	3-3	6	2	1	3	1	2	15
Amir Celestin	11	1-4	0-0	1	1	1	2	0	1	2
Marvelle Harris	19	2-4	0-0	5	1	2	2	0	0	4
Andrew Ryan	15	1-5	0-0	1	2	4	0	0	0	2
Jihad Wright	5	1-1	1-2	0	0	0	0	0	0	3
Lorne Merthie	9	0-2	0-0	1	2	1	0	0	0	0
Antonio Kalpic	7	0-1	1-2	2	0	0	0	0	0	1
TEAM			7							
Totals	200	26-59	7-14	33	19	10	15	3	5	60

## VIRGINIA TECH (8-3, 0-0 ACC)

Player	MP	FG	FT	TR	PF	A	TO	Blk	Stl	TP
Dorengo Hudson, g	26	5-11	3-4	1	1	3	4	0	1	15
Erick Green, g	29	3-4	6-6	2	3	6	1	0	2	12
Jarell Eddie, g	26	5-7	0-0	8	1	1	0	0	1	11
Victor Davila, f	21	6-9	3-3	3	3	0	1	0	1	15
Dorian Finney-Smith, f	30	2-6	4-6	4	2	2	1	1	0	10
Robert Brown	16	1-3	3-4	1	0	3	0	1	0	5
Cadarian Raines	17	2-4	1-2	3	5	1	1	0	1	5
Marquis Rankin	14	2-4	0-0	0	1	1	0	0	1	4
Joey Racer	3	0-2	0-0	1	0	0	1	0	0	0
Will Johnston	3	0-0	0-0	0	0	0	0	0	0	0
C.J. Barksdale	15	3-3	2-2	2	0	0	0	1	0	8
TEAM			2							
Totals	200	29-53	22-27	27	16	17	9	3	7	85

3-Pointers..... VT 5 (Finney-Smith 2, Hudson 2, Eddie)  
Campbell 1 (White)  
Blocks..... VT 3 (Barksdale, Brown, Finney-Smith)  
Campbell 3 (Griffin, Horton, White)  
Steals..... VT 7 (Green 2, Eddie, Davila, Hudson, Raines, Rankin)  
Campbell 5 (Griffin 2, Celestin, Horton, White)

Officials.....Corbin, Heater, Comer  
Technicals.....None  
Attendance.....8,854

Percentages:  
Campbell FG%...44.1 3FG%...8.3 FT%...50.0  
Virginia Tech FG%...54.7 3FG%...41.7 FT%...81.5

Campbell 29 31 — 60  
Virginia Tech 32 53 — 85

# GAME 12

VIRGINIA TECH 84, NORTH FLORIDA 55

DEC. 19, 2011 • 7 P.M. • BLACKSBURG, VA.

Dorengo Hudson scored 16 points to help Virginia Tech win its fourth straight game in an 84-55 decision over North Florida in non-conference action.

The Hokies broke open a close contest with an 8-0 run to close the first half. Jarell Eddie's 3-pointer with 3 seconds left - his only points of the half - gave Tech a 40-31 halftime lead.

Tech used a 19-5 run over a 7-minute stretch in the second half to put the game away. Erick Green and Robert Brown combined to score 13 of the 19 points in that run for the Hokies. Tech went on to lead by as many as 29 points in the game and shot 61.3 percent in the final 20 minutes (19 of 31).

North Florida, which has played a brutal schedule that includes Alabama, Florida, Miami, Ohio State and Kansas State, struggled to take care of the ball against Tech's man-to-man defense. The Ospreys committed 16 turnovers, and they shot just 37.5 percent from the floor in the second half.

Hudson, who snapped out of a shooting slump in the Hokies' previous game against Campbell, connected on 6 of 10 from the floor to pace a Tech team that shot 55.2 percent for the game (32 of 58). It marked the fifth time this season that the Hokies have shot better than 50 percent.

Brown added 14 points for the Hokies, hitting 6 of 10 from the floor, including 2 of 4 from beyond the 3-point arc. Dorian Finney-Smith also had 14 and hit two 3-pointers, as the Hokies made seven treys for the game. Green finished with 12.

## NORTH FLORIDA (5-7, 1-0 A-Sun)

Player	MP	FG	FT	TR	PF	A	TO	Blk	Stl	TP
Will Wilson, g	18	0-1	0-0	2	0	3	1	0	0	0
Jerron Granberry, g	24	2-4	0-0	1	1	0	3	0	2	6
Charles McCoy, f	19	1-7	0-0	2	0	1	1	0	2	2
Andy Diaz, f	14	2-4	0-0	0	2	0	4	0	0	4
David Jeune, f	17	0-3	1-2	1	3	1	0	0	0	1
Travis Wallace	21	6-10	1-2	6	1	0	1	1	0	13
Parker Smith	21	3-7	0-0	2	2	0	1	0	0	9
Jimmy Williams	22	1-5	2-4	1	2	3	5	0	0	4
Matt Sauey	28	4-7	3-6	6	0	1	0	1	0	11
Fred Landers	16	2-3	1-1	2	2	0	0	0	0	5
TEAM			2							
Totals	200	21-51	8-15	25	13	9	16	2	4	55

## VIRGINIA TECH (9-3, 0-0 ACC)

Player	MP	FG	FT	TR	PF	A	TO	Blk	Stl	TP
Dorengo Hudson, g	27	6-10	3-3	3	1	1	1	0	0	16
Erick Green, g	34	5-8	2-2	1	0	8	2	0	2	12
Jarell Eddie, g	19	3-6	0-0	4	4	0	1	1	0	8
Victor Davila, f	16	4-6	0-1	2	3	1	2	1	1	8
Dorian Finney-Smith, f	28	3-5	6-6	7	2	4	2	0	2	14
Robert Brown	22	6-10	0-0	3	1	1	0	2	14	
Cadarian Raines	18	2-6	0-2	11	1	0	1	3	0	4
Marquis Rankin	16	0-3	0-0	2	2	4	0	0	2	0
Joey Racer	2	0-1	0-0	0	0	0	0	0	0	0
Will Johnston	2	0-1	0-0	0	0	0	0	0	0	0
C.J. Barksdale	16	3-3	2-2	2	1	0	2	0	2	8
TEAM			2							
Totals	200	32-59	13-16	37	15	19	12	5	11	84

3-Pointers..... VT 7 (Brown 2, Eddie 2, Finney-Smith 2, Hudson)  
North Florida 5 (Smith 3, Granberry 2)  
Blocks..... VT 5 (Raines 3, Davila, Eddie)  
North Florida 2 (Sauey, Wallace)  
Steals..... VT 11 (Barksdale 2, Brown 2, Finney-Smith 2,  
Green 2, Rankin 2, Davila)  
North Florida 4 (Granberry 2, McRoy 2)

Officials.....Natili, Caldwell, Testa  
Technicals.....None  
Attendance.....8,818

Percentages:  
North Florida FG%...41.2 3FG%...31.3 FT%...53.3  
Virginia Tech FG%...54.2 3FG%...41.2 FT%...81.3

North Florida 31 24 — 55  
Virginia Tech 40 44 — 84

# GAME 13

VIRGINIA TECH 71, EASTERN MICHIGAN 50

DEC. 22, 2011 • 7 P.M. • BLACKSBURG, VA.

Erick Green scored 12 points to lead Virginia Tech to a 71-50 non-conference victory over Eastern Michigan at Cassell Coliseum.

The Hokies head into the Christmas holiday having won five straight games and now take eight days off before a New Year's Eve date at Oklahoma State.

Tech put things away in this one by finishing the first half with a 16-0 run and then scoring the first six points of the second half for a 22-0 burst spanning both halves. Eastern Michigan's Kamil Janton scored with 11:22 left in the first half to cut the Virginia Tech lead to 11-9, but Green started the Hokies' run with a free throw at the 7:06 mark. The Hokies' point guard scored half of Virginia Tech's final 16 first-half points, as the Hokies took a 27-9 lead at the break.

Eastern Michigan, playing its sixth straight road game – which has included trips to Syracuse and Purdue – made just three shots in the first half and missed its final 10 shots. Spanning both halves, the Eagles went scoreless for 13:38 and ended the drought on Darrell Lampley's two free throws with 17:44 left in the game.

Cadarian Raines added 10 points for the Hokies, while Robert Brown finished with nine. C.J. Barksdale had a game-high 10 rebounds.

Lampley and Antonio Green scored 13 point each to lead the Eagles, who shot a season-low 28.1 percent from the floor (16 of 57). That also marked the lowest shooting percentage by a Virginia Tech opponent this season.

## EASTERN MICHIGAN (5-7, 0-0 MAC)

Player	MP	FG	FT	TR	PF	A	TO	Blk	Stl	TP
Antonio Green, g	31	5-13	0-0	3	3	1	0	1	1	13
Quintin Dailey, g	19	1-4	0-0	1	1	0	1	0	1	2
Darrell Lampley, g	32	4-17	3-3	2	2	3	3	0	2	13
Jamell Harris, f	15	0-1	4-4	6	4	0	2	1	1	4
Da'Shonte Riley, c	22	0-4	2-2	3	3	0	2	2	2	2
Austin Harper	21	3-7	2-2	0	1	1	1	0	0	9
Derek Thompson	13	0-3	0-0	2	2	0	1	0	0	0
Antoine Chamdlar	5	0-1	0-0	0	0	1	0	0	0	0
Anthony Strickland	19	0-1	0-0	2	1	1	1	0	0	0
Matt Balkema	11	1-2	1-2	2	2	0	1	0	0	3
Kamil Janton	12	2-4	0-0	4	0	0	0	0	0	4
TEAM				6			1			
Totals	200	16-57	12-13	31	19	7	13	4	7	50

## VIRGINIA TECH (10-3, 0-0 ACC)

Player	MP	FG	FT	TR	PF	A	TO	Blk	Stl	TP
Dorenzo Hudson, g	22	3-9	2-2	2	0	3	2	0	2	8
Erick Green, g	23	4-6	4-5	3	0	4	3	0	0	12
Jarell Eddie, g	24	2-3	1-2	7	4	1	1	0	1	6
Victor Davila, f	25	2-5	1-3	4	1	1	2	0	1	5
Dorian Finney-Smith, f	31	1-6	4-6	8	2	4	2	1	2	6
Robert Brown	17	3-6	0-0	0	1	0	0	0	0	9
Cadarian Raines	16	3-4	4-4	4	3	1	1	0	0	10
Marquis Rankin	18	2-3	0-0	0	0	1	2	1	0	6
Joey Racer	3	0-2	0-0	2	0	0	1	0	0	0
Will Johnston	3	1-2	0-0	0	0	0	0	0	0	3
C.J. Barksdale	18	3-7	0-0	10	2	1	0	1	0	16
TEAM				3						
Totals	200	24-53	16-22	43	11	17	15	2	7	71

**3-Pointers**.....VT 7 (Brown 3, Rankin 2, Eddie, Johnston) EMU 6 (Green 3, Lampley 2, Harper)  
**Blocks**.....VT 2 (Finney-Smith, Rankin) EMU 4 (Riley 2, Green, Harris)  
**Steals**.....VT 7 (Finney-Smith 2, Hudson 2, Barksdale, Eddie, Davila) EMU 7 (Lampley 2, Riley 2, Dailey, Green, Harris)  
**Officials**.....Dorsey, Kelly, Tyburski  
**Technical**.....None  
**Attendance**.....9,563

**Percentages:**

Eastern Michigan	FG%...28.1	3FG%...24.0	FT%...92.3
Virginia Tech	FG%...45.3	3FG%...31.8	FT%...72.7
Eastern Michigan	9	41	50
Virginia Tech	27	44	71

# GAME 14

VIRGINIA TECH 67, OKLAHOMA ST. 61

DEC. 31, 2011 • NOON • STILLWATER, OKLA.

Virginia Tech defeated Oklahoma State, 67-61, in Gallagher-Iba Arena, on the Cowboy's campus as the Hokies are now 11-3 overall, while OSU falls to 7-6 on the season.

The Hokies jumped out to an eight-point lead early in the first half and took a 28-23 lead into the intermission. The Cowboys opened in the second half on a 19-9 run and led 44-37 with 13:03 remaining. Tech then went on a 19-3 run over the next seven minutes and took a 56-47 lead on a lay-up by Robert Brown with 6:18 remaining to play.

OSU fought back and tied the game, 61-61 with 2:02 to play. Virginia Tech did not allow the Pokes to score for the remainder of the contest. Tech scored its final field goal of the game with 5:43 remaining, a jumper by Brown, but made all seven of their free throw attempts down the stretch to secure the win.

Dorenzo Hudson led the Hokies with 18 points and Erick Green added 16 points in the win. With his 18 points, Hudson reached the 1,000-career points mark at Virginia Tech. He now has 1,006 points as a Hokie. Dorian Finney-Smith grabbed 10 rebounds and Jarell Eddie added nine points and seven rebounds. Keiton Page led all scorers with 21 points and Brian Williams added 14 points in the loss for OSU.

## VIRGINIA TECH (11-3, 0-0 ACC)

Player	MP	FG	FT	TR	PF	A	TO	Blk	Stl	TP
Dorenzo Hudson, g	34	5-10	6-6	5	1	0	1	0	0	18
Erick Green, g	37	6-17	3-3	7	2	3	4	0	1	16
Dorian Finney-Smith, f	28	1-5	0-0	10	3	1	4	0	1	2
Jarell Eddie, f	25	4-9	0-0	7	2	0	0	0	0	9
Victor Davila, c	22	2-4	4-5	3	2	1	1	1	1	8
Robert Brown	19	4-9	0-1	4	2	1	1	0	0	8
Cadarian Raines	18	2-4	0-0	4	1	0	4	1	0	4
Marquis Rankin	5	0-0	0-0	0	0	0	0	0	0	0
C.J. Barksdale	12	0-1	2-2	3	1	0	0	0	0	2
TEAM				4			1			
Totals	200	24-59	15-17	47	14	6	16	2	3	67

## OKLAHOMA STATE (7-6, 0-0 BIG 12)

Player	MP	FG	FT	TR	PF	A	TO	Blk	Stl	TP
Keiton Page, g	36	8-21	0-0	1	4	3	2	0	2	21
Markel Brown, g	8	1-4	0-0	0	0	0	1	0	0	2
Jean-Paul Olukemi, f	18	3-7	1-1	4	0	0	2	0	0	8
Le'Bryan Nash, f	33	1-6	2-4	4	2	1	4	0	1	4
Phillip Jurick, c	25	2-2	1-2	5	3	3	1	3	1	5
Cezar Guerrero	24	1-5	2-2	3	5	2	1	0	1	5
Brian Williams	33	6-9	1-2	4	2	0	0	0	1	14
Marek Soucek	2	0-0	0-0	0	0	0	0	0	0	0
Michael Cobbins	21	1-1	0-0	3	1	0	1	0	0	2
TEAM										
Totals	200	23-55	7-11	24	17	9	12	3	6	61

**3-Pointers**.....VT 4 (Hudson 2, Eddie, Green) OSU 8 (Page 5, Guerrero, Olukemi, Williams)  
**Blocks**.....VT 2 (Davila, Raines) OSU 3 (Jurick 3)  
**Steals**.....VT 3 (Davila, Finney-Smith, Green) OSU 6 (Page 2, Guerrero, Jurick, Nash, Williams)

**Officials**.....Simmons, Kersey, Corbin  
**Technical**.....None  
**Attendance**.....12,500

**Percentages:**

Virginia Tech	FG%...40.7	3FG%...25.0	FT%...88.2
Oklahoma State	FG%...41.6	3FG%...36.4	FT%...63.6
Virginia Tech	28	39	67
Oklahoma State	23	38	61

# GAME 15

WAKE FOREST 58, VIRGINIA TECH 55

JAN. 7, 2012 • NOON • WINSTON-SALEM, N.C.

Virginia Tech rallied from an eight-point second-half deficit to take the lead with a little more than a minute to play, but Wake Forest's C.J. Harris buried a 3-pointer with 18 seconds left to lift the Demon Deacons past the Hokies 58-55 in the ACC opener for both teams.

With the loss, Tech fell to 11-4 overall, 0-1 in the league. Wake Forest moved to 10-5, 1-0, and snapped a five-game losing skid to the Hokies.

Tech started slowly, trailing by as many as 13 in the first half and by seven with 7:13 remaining in the game. But the Hokies rallied, taking their first lead, 53-52, on a 3-pointer by Jarell Eddie with 1:20 left.

On Wake's next possession, Harris canned a 3-pointer with 1:05 remaining to give the Demon Deacons a 55-53 lead. That lead, though, lasted only 19 seconds, as Tech's Erick Green hit a jumper with 46 seconds to go that tied the game at 55.

But Harris answered again for the Demon Deacons. Using a screen, he nailed a 3-pointer with 18 seconds left to give Wake a 58-55 lead.

Green paced the Hokies with 19 points, hitting 9 of 18 from the floor. He also tied a career high with seven rebounds. Eddie added 12 points for Tech, which shot 39.7 percent from the floor.

Harris had 13 points to lead the Demon Deacons, while McKie finished with 12 points and 15 rebounds.

## VIRGINIA TECH (11-4, 0-1 ACC)

Player	MP	FG	FT	TR	PF	A	TO	Blk	Stl	TP
Victor Davila, f	28	3-4	2-4	7	2	0	1	0	0	8
Dorian Finney-Smith, f	33	0-1	0-0	7	1	0	0	0	2	0
Jarell Eddie, f	18	4-7	0-0	3	4	0	4	1	0	12
Dorenzo Hudson, g	33	4-13	0-0	2	1	3	2	1	1	8
Erick Green, g	37	9-18	0-0	7	3	6	3	1	2	19
Robert Brown	23	2-6	1-2	0	1	1	0	0	1	6
Cadarian Raines	12	0-2	0-0	2	1	0	0	1	1	0
Marquis Rankin	9	1-6	0-0	1	1	0	0	0	0	2
C.J. Barksdale	7	0-1	0-0	1	0	0	0	0	0	0
TEAM				1						
Totals	200	23-58	3-6	31	14	10	10	4	7	55

## WAKE FOREST (10-5, 1-0 ACC)

Player	MP	FG	FT	TR	PF	A	TO	Blk	Stl	TP
Nikita Mescheriakov, f	28	2-6	4-6	10	2	1	4	1	1	9
Travis McKie, f	35	6-14	0-1	15	3	1	3	0	0	12
Ty Walker, c	24	1-4	2-2	2	0	2	2	1	1	4
Tony Chennault, g	28	3-8	0-0	4	1	1	2	0	1	7
C.J. Harris, g	39	3-8	4-4	5	1	4	2	0	0	13
Daniel Green	5	0-0	0-0	1	0	0	0	0	0	0
Chase Fischer	25	3-7	0-0	0	1	1	1	0	0	8
Carson Desrosiers	16	2-5	0-0	1	3	3	1	4	0	5
TEAM				5			1			
Totals	200	20-52	10-13	42	12	13	16	6	3	58

**3-Pointers**.....VT 6 (Eddie 4, Brown, Green) WF 8 (Harris 3, Fischer 2, Chennault, Desrosiers, Mescheriakov)  
**Blocks**.....VT 4 (Eddie, Green, Hudson, Raines) WF 6 (Desrosiers 4, Mescheriakov, Walker)  
**Steals**.....VT 7 (Finney-Smith 2, Green 2, Brown, Hudson, Raines) WF 3 (Chennault, Mescheriakov, Walker)

**Officials**.....Luckie, Eades, Kelly  
**Technical**.....None  
**Attendance**.....10,037

**Percentages:**

Virginia Tech	FG%...39.7	3FG%...27.3	FT%...50.0
Wake Forest	FG%...38.5	3FG%...44.4	FT%...76.9
Virginia Tech	24	31	55
Wake Forest	32	26	58

# GAME 16

## FLORIDA STATE 63, VIRGINIA TECH 59

JAN. 10, 2012 • 7 P.M. • BLACKSBURG, VA.

Florida State's Okaro White sank two free throws with 5.5 seconds left, and that propelled the Seminoles past **Erick Green** and the Virginia Tech Hokies 63-59 in an ACC game played Tuesday night at Cassell Coliseum.

With the loss, the Hokies fell to 11-5 overall on the season, 0-2 in ACC play. Tech also lost to Florida State for the fourth time in the past six meetings between the two schools. The Seminoles moved to 10-6, 1-1 in league action.

Tech never led in this one, but managed to cut the lead to two, 61-59, on two free throws by Green with 1:05 remaining. FSU's Ian Miller then missed a 3-pointer with 33 seconds left, and the Hokies' called a timeout with 17 seconds to go.

Coming out of the timeout, Tech got the ball into Green's hands, and the junior from Winchester, Va., drove down the lane. He faked a shot and then took a short jumper that just rolled off the rim. James got the rebound, and Green fouled him with 5.5 seconds remaining.

Bernard James enjoyed a great night to lead FSU. The 6-foot-10 senior scored 18 points, grabbed 15 rebounds and blocked three shots. Miller added 15 points for the Seminoles.

FSU finished with a season-high 15 blocked shots, tying for the most blocked shots ever by a Tech opponent against the Hokies - the Georgetown Hoyas, featuring then sophomore Dikembe Mutombo and freshman Alonzo Mourning, blocked 15 in a win over the Hokies in 1988. The Seminoles also held the Hokies to a season-low 30.5 percent from the floor.

Green scored 21 of the Hokies' 59 points, hitting 5 of 14 from the floor and all 10 of his free-throw attempts. **Dorian Finney-Smith** had nine points and 10 rebounds.

### FLORIDA STATE (10-6, 1-1 ACC)

Player	MP	FG	FT	TR	PF	A	TO	Bk	Stl	TP
Luke Loucks, g	32	2-5	1-2	3	2	5	2	0	0	7
Deividus Dulkyys, g	22	1-4	2-2	6	1	1	2	5	0	4
Michael Snaer, g	19	3-7	2-3	0	5	1	2	0	2	9
Bernard James, f	36	6-12	6-8	15	3	1	3	3	1	18
Xavier Gibson, c	15	1-6	0-0	2	3	0	1	3	1	2
Okaro White	19	1-3	2-2	6	4	0	2	2	0	4
Jeff Peterson	12	2-2	0-1	2	2	0	1	0	0	4
Ian Miller	31	5-10	4-4	0	2	0	4	1	1	15
Terry Whisnant	4	0-0	0-0	0	0	0	1	0	0	0
Jon Kref	10	0-2	0-0	2	3	0	1	1	0	0
TEAM				2						
Totals	200	21-51	17-22	38	25	8	19	15	5	63

### VIRGINIA TECH (11-5, 0-2 ACC)

Player	MP	FG	FT	TR	PF	A	TO	Bk	Stl	TP
Dorenzo Hudson, g	29	2-10	4-4	5	2	1	1	0	1	8
Erick Green, g	36	5-14	10-10	2	3	0	0	0	0	21
Jarell Eddie, g	29	2-7	4-5	3	3	1	1	1	0	8
Victor Davila, f	15	0-3	4-5	1	2	0	0	1	0	0
Dorian Finney-Smith, f	36	4-9	0-0	10	1	3	3	0	1	9
Robert Brown	14	0-3	0-0	1	2	0	4	0	1	0
Cadarian Raines	18	2-4	0-0	4	5	0	1	1	0	4
Marquis Rankin	5	1-1	0-1	0	1	0	2	1	0	2
C.J. Barksdale	18	2-8	3-4	3	1	1	0	0	2	7
TEAM				5						
Totals	200	18-59	21-24	34	20	6	12	4	5	59

**3-Pointers**.....VT 2 (Finney-Smith, Green)  
.....FSU 4 (Loucks 2, Miller, Snaer)  
**Blocks**.....VT 4 (Davila, Eddie, Raines, Rankin)  
.....FSU 15 (Dulkyys 5, Gibson 3, James 3, White 2, Kref, Miller)  
**Steals**.....VT 5 (Barksdale 2, Brown, Hudson, Finney-Smith)  
.....FSU 5 (Snaer 2, Gibson, James, Miller)  
**Officials**.....Hess, Stephens, O'Connell  
**Technical**.....None  
**Attendance**.....7,256

**Percentages:**

Florida State	FG%...41.2	3FG%...30.8	FT%...77.3
Virginia Tech	FG%...30.5	3FG%...16.7	FT%...87.5

Florida State	30	33	—	63
Virginia Tech	21	38	—	59

# GAME 17

## BOSTON COLLEGE 61, VIRGINIA TECH 59

JAN. 14, 2012 • 3 P.M. • CHESTNUT HILL, MASS.

Virginia Tech's late rally fell short and the Hokies lost to Boston College, 61-59, in the Conte Forum on Saturday afternoon. The loss drops Tech to 11-6 overall and 0-3 in the ACC, while Boston College improves to 7-10 overall and 2-1 in league play.

The Hokies played the game without leading scorer **Erick Green**, who sprained the lateral collateral ligament in his left knee in practice on Thursday afternoon and was not able to play. Green leads the Hokies in scoring, assists, steals and minutes played this season. Freshman **Marquis Rankin** got the start in place of Green.

The game was close throughout the first half, and BC took a 29-27 lead into intermission. The Eagles were able to extend the lead to as many as 11 points with 4:34 remaining in the game, but the Hokies hit four, three-point baskets in the closing minutes and cut the BC lead to 61-59 on a three-pointer by **Jarell Eddie** with less than one second remaining. Tech stole the inbounds pass, but was not able to get off a shot before the buzzer sounded and BC took the victory.

Virginia Tech's two seniors led the way for Tech, as **Victor Davila** scored 14 points and **Dorenzo Hudson** added 13 points in the loss. Dennis Clifford led BC with 15 points. Tech won the battle on the boards, out rebounding BC, 30-28, but shot 36.2 percent from the field.

### VIRGINIA TECH (11-6, 0-3 ACC)

Player	MP	FG	FT	TR	PF	A	TO	Bk	Stl	TP
Dorenzo Hudson, g	34	4-9	5-6	3	1	2	7	0	0	13
Marquis Rankin, g	23	0-8	4-4	4	5	3	3	0	1	4
Jarell Eddie, g	34	2-8	2-2	4	3	0	4	0	2	8
Victor Davila, f	28	5-7	4-5	4	4	0	0	1	0	14
Dorian Finney-Smith, f	30	0-4	0-0	8	4	1	1	1	1	0
Robert Brown	19	2-5	1-2	0	4	0	2	0	1	7
Cadarian Raines	12	3-5	1-3	2	2	0	0	0	1	7
C.J. Barksdale	20	1-1	4-6	4	0	0	0	0	1	6
TEAM				1						
Totals	200	17-47	21-28	30	23	6	17	2	7	59

### BOSTON COLLEGE (7-10, 2-1 ACC)

Player	MP	FG	FT	TR	PF	A	TO	Bk	Stl	TP
Jordam Daniels, g	25	3-6	0-0	0	2	2	1	0	0	8
Matt Humphrey, g	32	5-12	4-6	8	3	1	5	1	4	14
Lonnie Jackson, g	33	1-5	3-4	1	3	4	4	0	2	6
Ryan Anderson, f	30	4-6	4-4	8	3	0	1	1	0	12
Dennis Clifford, c	32	5-11	5-6	4	2	0	3	0	0	15
Gabe Moton	20	1-2	1-2	1	2	0	1	0	0	4
John Cahill	2	0-0	0-0	0	0	0	0	0	0	0
Eddie Odio	7	0-0	0-2	2	1	0	0	0	0	0
KC Caudill	8	0-0	1-2	2	2	0	0	0	0	1
Patrick Heckmann	11	0-0	1-2	1	1	0	2	0	1	1
TEAM				1			2			
Totals	200	19-42	19-28	28	19	7	19	2	7	61

**3-Pointers**.....VT 4 (Brown 2, Eddie 2)  
.....UNC 4 (Daniels 2, Jackson, Moton)  
**Blocks**.....VT 2 (Davila, Finney-Smith)  
.....BC 2 (Anderson, Humphrey)  
**Steals**.....VT 7 (Eddie 2, Barksdale, Brown, Finney-Smith,  
.....Raines, Rankin)  
.....BC 7 (Humphrey 4, Jackson 2, Heckmann)

**Officials**.....Natili, Dorsey, Hull  
**Technical**.....None  
**Attendance**.....5,038

**Percentages:**

Virginia Tech	FG%...36.2	3FG%...28.6	FT%...75.0
Boston College	FG%...45.2	3FG%...33.3	FT%...67.9

Virginia Tech	27	32	—	59
Boston College	29	32	—	61

# GAME 18

## NORTH CAROLINA 82, VIRGINIA TECH 68

JAN. 19, 2012 • 9 P.M. • BLACKSBURG, VA.

Virginia Tech made eight 3-pointers in the first half and led at halftime, but the Hokies couldn't continue the hot shooting, and North Carolina ran away to an 82-68 ACC victory over Tech at Cassell Coliseum on Thursday night.

The loss marked Tech's fourth straight, as the Hokies fell to 11-7, 0-4 in the league. North Carolina, ranked No. 8 in both major polls, moved to 16-3, 3-1 in the ACC.

Behind **Dorenzo Hudson**, Tech drilled eight 3-pointers in the first half, with the senior guard canning four of them. As a result, the Hokies were able to take a 39-34 lead at halftime.

But the Tar Heels took control early in the second half. Trailing 44-36, North Carolina went on a 19-0 run and never looked back. **Dorian Finney-Smith** ended the run with two free throws at the 13:08 mark, but the Hokies didn't score again until **Robert Brown** drained a 3-pointer with 9:25 remaining. By then, Tech trailed by 13, 62-49.

North Carolina went on to lead by as many as 21, thanks largely to the play of Harrison Barnes. The sophomore scored a game-high 27 points, with 21 of those coming in the second half. John Henson and Tyler Zeller finished with double-doubles, as Henson scored 16 points and grabbed 16 rebounds and Zeller added 14 points and grabbed 11 boards.

The Tar Heels shot 51.7 percent in the second half and finished at 45.5. In contrast, the Hokies shot 33.3 percent in the second half and finished at 36.8 percent for the game.

**Erick Green** led the Hokies with 17 points, while Hudson - who did not start for the first time this season - came off the bench to score 16. **Jarell Eddie** added 15 and Brown, who started in Hudson's place, had 12.

### NORTH CAROLINA (16-3, 3-1 ACC)

Player	MP	FG	FT	TR	PF	A	TO	Bk	Stl	TP
Dexter Strickland, g	10	0-1	0-0	1	3	1	1	0	0	0
Kendall Marshall, g	37	4-7	1-1	4	3	8	5	0	0	9
John Henson, f	34	8-17	0-1	16	1	0	1	6	0	16
Harrison Barnes, f	32	8-14	10-12	6	1	0	2	1	3	27
Tyler Zeller, f	31	5-11	4-4	11	2	1	2	2	1	14
Stilman White	1	0-1	0-0	0	0	0	1	0	0	0
P.J. Hairston	15	1-2	3-3	3	0	1	0	0	0	6
Jackson Simmons	1	0-0	0-0	0	0	0	0	0	0	0
Justin Watts	3	1-1	0-0	2	0	0	0	0	0	2
Reggie Bullock	26	2-10	0-0	3	1	1	1	0	0	6
James Michael McAdoo	10	1-2	0-0	1	0	0	1	0	0	2
TEAM				4						
Totals	200	30-66	18-21	51	11	12	14	9	4	82

### VIRGINIA TECH (11-7, 0-4 ACC)

Player	MP	FG	FT	TR	PF	A	TO	Bk	Stl	TP
Robert Brown, g	32	5-15	0-0	1	1	3	2	0	1	12
Erick Green, g	34	7-14	0-0	3	0	5	1	0	3	17
Jarell Eddie, g	36	5-12	1-2	6	1	2	1	0	0	15
Victor Davila, f	25	1-4	0-0	8	4	0	1	0	0	2
Dorian Finney-Smith, f	12	0-5	2-2	1	5	0	2	0	1	2
Cadarian Raines	15	1-2	0-0	2	1	0	0	2	0	2
Dorenzo Hudson	24	5-9	2-2	1	1	0	0	0	1	16
Marquis Rankin	12	1-4	0-0	2	1	3	0	1	0	2
C.J. Barksdale	10	0-3	0-0	1	3	1	0	0	0	0
TEAM				3			1			
Totals	200	25-68	5-6	28	17	14	8	3	6	68

**3-Pointers**.....VT 13 (Eddie 4, Hudson 4, Green 3, Brown 2)  
.....UNC 4 (Bullock 2, Barnes, Hairston)  
**Blocks**.....VT 3 (Raines 2, Rankin)  
.....UNC 9 (Henson 6, Zeller 2, Barnes)  
**Steals**.....VT 6 (Green 3, Brown, Finney-Smith, Hudson)  
.....UNC 4 (Barnes 3, Zeller 1)

**Officials**.....Kersey, Ayers, Cahill  
**Technical**.....None  
**Attendance**.....9,847

**Percentages:**

North Carolina	FG%...45.5	3FG%...28.6	FT%...85.7
Virginia Tech	FG%...36.8	3FG%...41.9	FT%...83.3

North Carolina	34	48	—	82
Virginia Tech	39	29	—	68



# GAME 19

## VIRGINIA TECH 47, VIRGINIA 45

JAN. 22, 2012 • 6 P.M. • CHARLOTTESVILLE, VA.

Virginia Tech guard **Dorenzo Hudson** drained a 3-pointer with 16.5 seconds left, and that turned out to be the game winner as the Hokies knocked off in-state rival Virginia 47-45.

The win marked Tech's first over a ranked team on the road since beating No. 12 Clemson on Feb. 25, 2009.

**Erick Green** gave the Hokies a 42-41 lead on two free throws with 1:52 remaining. UVa's Mike Scott then turned the ball over, and Tech capitalized, as Hudson hit a short shot with 1:11 left to give the Hokies a 44-41 lead.

Jontel Evans cut the lead to 44-43 with a basket with 50.4 seconds remaining. Tech got the ball, and then called a timeout with 26.4 ticks to go – 11 on the shot clock. Coming out of the timeout, the Hokies worked the ball to Hudson in the corner, and he buried it with 16.5 seconds left in the game to give Tech a 47-43 lead.

UVa cut the lead to 47-45 with a second remaining after a Joe Harris basket. The Cavaliers fouled Tech's **Robert Brown** before any time ran off the clock, but Brown missed the front end of a one-and-one, giving UVa one last chance.

Coming out of a timeout, Harris tried to throw a length-of-the-court pass to Scott, but he threw it too far and the pass went off Scott's hand out of bands. Tech then ran out the clock to seal things.

Green paced the Hokies with 15 points, while Hudson came off the bench for the second straight game and scored 12. He scored 16 in Tech's previous game against North Carolina.

Three Virginia players scored 10 points each – Scott, Harris and Evans – but the Cavaliers were victimized by poor shooting, both from the field and from the free-throw line. UVa shot 32.6 percent from the floor and 63.6 percent from the free-throw line.

### VIRGINIA TECH (12-7, 1-4 ACC)

Player	MP	FG	FT	TR	PF	A	TO	Bk	Stl	TP
Victor Davila, f	22	1-2	0-0	5	3	1	2	0	0	2
Dorian Finney-Smith, f	17	0-1	0-0	1	1	0	2	0	0	0
Jarell Eddie, f	37	3-8	0-0	10	2	3	0	0	8	8
Robert Brown, g	33	2-7	0-0	1	5	3	1	2	4	4
Erick Green, g	35	5-11	3-5	2	4	2	0	1	2	15
Cadarian Raines	9	1-4	0-0	2	3	0	0	0	0	2
Dorenzo Hudson	27	5-7	1-2	1	4	0	2	0	1	12
Marquis Rankin	8	1-1	0-0	1	2	0	1	0	0	2
C.J. Barksdale	12	1-1	0-0	2	1	0	0	0	0	2
TEAM				2						
Totals	200	19-42	4-7	27	19	10	13	2	5	47

### VIRGINIA (15-3, 2-2 ACC)

Player	MP	FG	FT	TR	PF	A	TO	Bk	Stl	TP
Mike Scott, f	36	4-9	2-2	6	0	0	3	0	0	10
Akil Mitchell, f	25	1-3	0-0	1	3	1	0	0	1	2
Jontel Evans, g	30	4-12	1-5	2	4	0	3	0	3	10
Joe Harris, g	37	4-8	2-4	7	2	1	3	1	1	10
Sammy Zeglinski, g	37	0-7	5-6	7	2	1	1	0	0	5
Paul Jasperson	4	0-1	0-0	0	0	0	0	0	0	0
Malcolm Brogdon	25	2-5	4-5	2	2	1	2	0	0	8
Darion Atkins	6	0-1	0-0	4	0	0	0	0	0	0
TEAM				5						
Totals	200	15-46	14-22	34	13	4	12	1	5	45

**3-Pointers**.....VT 5 (Eddie 2, Green 2, Hudson) .....BYU 5 (Abouo, Carlino, Harrison, Hartsock, Zylstra)  
**Blocks**.....UVa 1 (Evans) .....VT 2 (Brown, Green) .....UVa 1 (Harris)  
**Steals**.....VT 5 (Brown 2, Green 2, Hudson) .....BYU 7 (Winder 3, Hartsock 2, Abouo, Davies)  
**Officials**.....Luckie, Kitts, Corbin  
**Technical**.....None  
**Attendance**.....14,021

Percentages:	FG%	3FG%	FT%
Virginia Tech	45.2	38.5	57.1
Virginia	32.6	7.1	63.6

Virginia Tech	23	24	—	47
Virginia	19	26	—	45

# GAME 20

## BYU 70, VIRGINIA TECH 68

JAN. 25, 2012 • 7 P.M. • BLACKSBURG, VA.

**Robert Brown's** game-winning 3-point attempt at the buzzer glanced off the iron, and the Virginia Tech Hokies dropped a 70-68 heartbreaker to Brigham Young in a non-conference game at Cassell Coliseum.

The Hokies trailed 70-66 after BYU's Brock Zylstra buried a 3-pointer with 26 seconds left – his only basket of the game – and Noah Hartsock hit one of two free throws with 15.9 seconds remaining. But **Erick Green** answered for Tech on a layup with 10 seconds remaining, and on the ensuing inbound play, the Hokies forced a BYU turnover with 9.8 seconds to go, giving them a final attempt at a tie or win.

Following a timeout underneath its basket, Tech got the ball into the backcourt to Green, who drove down the lane to the basket and took a shot. Hartsock came over and tipped the ball, but Green retrieved it and threw it to **Jarell Eddie**, who tossed it to Brown. The sophomore from Florida rushed a deep 3-pointer at the buzzer that bounced off the rim.

Green scored all 11 of his points in the second half, extending his streak of scoring in double figures to 21 straight games. **Dorenzo Hudson** paced the Hokies with 14 points off the bench, and both **Victor Davila** and Eddie added 12 each. Eddie finished with a career-high 14 rebounds for his first career double-double.

Tech shot better than BYU despite missing its first 15 shots from the floor. Tech went the first 6:55 of the game without scoring, getting its first point when Eddie made the second of three free-throw attempts. Tech's first basket came on a **C.J. Barksdale** stick-back with 10:17 left in the first half, but the Hokies ended up shooting 42.9 percent for the game compared to 33.3 for BYU.

But the Hokies committed 15 turnovers against BYU's zone, and Tech made just 15 of 23 from the line.

Hartsock led the Cougars with 22 points, while Brandon Davies added 17.

### BYU (18-5, 6-2 WCC)

Player	MP	FG	FT	TR	PF	A	TO	Bk	Stl	TP
Brandon Davies, f	24	3-9	11-12	5	4	4	3	1	1	17
Charles Abouo, f	31	3-13	2-2	8	2	2	1	0	1	9
Noah Hartsock, f	38	7-12	7-8	7	1	1	1	3	2	22
Matt Carlino, g	35	3-15	0-0	6	2	5	1	0	0	7
Brock Zylstra, g	27	1-5	0-0	0	4	2	0	0	0	3
Craig Cusick	5	0-0	0-0	0	1	0	0	0	0	0
Anson Winder	14	1-3	1-2	1	0	0	0	0	3	12
Damarcus Harrison	9	1-2	0-0	1	3	0	0	0	0	3
Nate Austin	17	3-7	0-0	4	2	0	1	0	0	6
TEAM				5						
Totals	200	22-66	21-24	37	19	14	7	4	7	70

### VIRGINIA TECH (12-8, 1-4 ACC)

Player	MP	FG	FT	TR	PF	A	TO	Bk	Stl	TP
Victor Davila, f	24	4-5	4-6	4	2	0	1	0	0	12
Dorian Finney-Smith, f	18	0-0	0-0	4	4	1	1	0	1	0
Jarell Eddie, f	37	4-9	1-3	14	3	5	3	0	1	12
Robert Brown, g	35	3-9	2-5	4	3	5	3	0	0	8
Erick Green, g	33	5-11	1-2	4	3	1	2	0	0	11
Cadarian Raines	16	3-3	1-1	4	3	0	1	1	0	7
Dorenzo Hudson	27	4-8	4-4	1	0	1	3	1	1	14
C.J. Barksdale	10	1-3	2-2	3	1	1	1	0	0	4
TEAM				5						
Totals	200	24-56	15-23	43	19	14	15	2	3	68

**3-Pointers**.....VT 5 (Eddie 3, Hudson 2) .....BYU 5 (Abouo, Carlino, Harrison, Hartsock, Zylstra)  
**Blocks**.....VT 2 (Hudson, Raines) .....BYU 4 (Hartsock 3, Davies)  
**Steals**.....VT 3 (Eddie, Finney-Smith, Hudson) .....BYU 7 (Winder 3, Hartsock 2, Abouo, Davies)  
**Officials**.....Eades, Clinton, Styons  
**Technical**.....None  
**Attendance**.....9,231

Percentages:	FG%	3FG%	FT%
BYU	33.3	20.8	87.5
Virginia Tech	42.9	27.8	65.2

BYU	29	41	—	70
Virginia Tech	25	43	—	68

# GAME 21

## MARYLAND 73, VIRGINIA TECH 69

JAN. 28, 2012 • 2:30 P.M. • COLLEGE PARK, MD.

Virginia Tech staged a dramatic comeback, but could not take the lead and lost to Maryland, 73-69, at Comcast Center on Saturday afternoon. With the loss, the Hokies fall to 12-9 overall and 1-5 in ACC action, while the Terps improve to 13-7 overall and 3-3 in league play.

Maryland jumped out to an early lead and led 32-19 at the half. The lead stayed around 10 points for most of the second half, until Tech went on a 21-13 run to end the game.

The Hokies were able to cut the lead to two points on a three-pointer by **Robert Brown** with 4.3 seconds remaining, but was unable to steal the inbounds pass and was forced to foul. Terrell Stoglin made both free throws and Maryland claimed the 73-69 victory.

**Erick Green** led four Hokies in double figures with 18 points. **Dorenzo Hudson** and **Victor Davila** scored 14 points each and **Jarell Eddie** added 11 points. Stoglin led all scorers with 28 points.

Tech shot just 24.0 percent from the floor in the first half, but came out in the second half and made 18 of 36 shots, including four of eight three-point baskets. The Hokies committed just 10 turnovers in the contest and forced the Terps into 18 turnovers.

### VIRGINIA TECH (12-9, 1-5 ACC)

Player	MP	FG	FT	TR	PF	A	TO	Bk	Stl	TP
Rober Brown, g	24	2-6	0-0	3	3	3	1	0	5	5
Erick Green, g	38	8-21	0-0	2	3	4	1	0	1	18
Cadarian Raines, f	16	2-5	0-0	5	2	0	1	0	0	4
Victor Davila, f	29	5-8	4-4	8	2	2	0	1	1	14
Jarell Eddie, f	25	2-4	6-7	3	5	1	2	0	0	11
Dorenzo Hudson	29	4-12	4-6	3	1	1	2	0	1	14
Marquis Rankin	11	1-1	0-1	1	2	2	0	0	1	2
Dorian Finney-Smith	17	0-3	1-2	5	3	1	1	0	0	1
C.J. Barksdale	11	0-1	0-0	1	1	0	0	0	0	0
TEAM				1						
Totals	200	24-61	15-20	32	22	14	10	2	4	69

### MARYLAND (13-7, 3-3 ACC)

Player	MP	FG	FT	TR	PF	A	TO	Bk	Stl	TP
Terrell Stoglin, g	33	9-21	6-11	5	3	0	5	0	0	28
Pe'Shon Howard, g	34	1-4	2-2	2	1	3	0	0	1	5
Sean Mosley, f	32	4-7	5-5	2	4	1	2	1	3	15
Ashton Pankey, f	30	3-5	2-2	11	3	0	0	0	0	8
James Padgett, f	19	3-5	2-4	4	2	0	2	0	0	8
Nick Faust	22	1-3	4-6	6	3	3	3	0	0	6
Berend Weijs	5	0-0	0-0	0	2	0	0	0	0	0
Mychal Parker	12	0-0	0-0	0	0	2	0	0	0	0
Alex Len	13	1-2	1-2	2	1	0	2	1	0	3
TEAM				4						
Totals	200	22-47	22-32	37	19	7	16	2	4	73

**3-Pointers**.....VT 6 (Green 2, Hudson 2, Brown, Eddie) .....MD 7 (Stoglin 4, Mosley 2, Howard)  
**Blocks**.....VT 2 (Brown, Davila) .....MD 2 (Len, Mosley)  
**Steals**.....VT 4 (Davila, Green, Hudson, Rankin) .....MD 4 (Mosley 3, Howard)

**Officials**.....Kersey, Natili, Stephens  
**Technical**.....MD 1 (Mosley)  
**Attendance**.....16,976

Percentages:	FG%	3FG%	FT%
Virginia Tech	39.3	37.5	75.0
Maryland	46.8	41.2	68.8

Virginia Tech	19	50	—	69
Maryland	32	41	—	73







# GAME 28

VIRGINIA 61, VIRGINIA TECH 59

FEB. 21, 2012 • 9 P.M. • BLACKSBURG, VA.

Virginia Tech's **Erick Green** scored 19 points, but the Hokies turned the ball over on their final possession with a chance to tie or take the lead and ended up falling to in-state rival Virginia 61-59 in an ACC game played Tuesday night at Cassell Coliseum.

Tech grabbed its biggest lead of the game, 47-39, on back-to-back 3-pointers by Green, the last one coming with 14:50 left in the game. But Sammy Zeglinski spearheaded a UVa comeback.

Zeglinski's 3-pointer with 14:28 left started a 17-2 run for the Cavaliers. The fifth-year senior from Philadelphia scored 10 of those 17 points, and the run ended when Mike Scott converted a three-point play with 4:49 remaining to give the Cavaliers a 56-49 lead.

Tech, though, did climb back in it, cutting the lead to 61-59 when Green made the second of two free-attempts with 26.3 seconds left. The Hokies then fouled UVa's Akil Mitchell, who missed the front end of a 1-and-1 with 22.5 seconds left.

Tech called its final timeout with 17 seconds to go to set up a final play. But UVa defended Green's drive to the basket, forcing him to pass, and after a couple of passes, **Dorian Finney-Smith** ended up turning the ball over with less than 3 seconds remaining.

Tech fouled Brogdon with 1.9 seconds remaining. Brogdon missed the front end of a 1-and-1, but **Dorenzo Hudson's** fullcourt shot came up well short as time expired.

It was a disappointing ending for the Hokies, who hit just one field goal from the floor in the final 13 minutes. Tech also missed three free throws in the final two minutes, including two by Green, who, despite that, scored 17 points in the second half and extended his streak of scoring in double figures to 29 straight games.

Tech still shot a respectable 71.4 percent from the free-throw line and shot 45 percent from the floor. However, the Hokies only shot 35 percent in the second half.

Uva shot 59.5 percent from the floor – the best by a Tech opponent this season. Mike Scott paced the Cavaliers with 20 points and nine rebounds, while both Jontel Evans and Zeglinski added 13 apiece.

## VIRGINIA (21-6, 8-5 ACC)

Player	MP	FG	FT	TR	PF	A	TO	Blk	Stl	TP
Mike Scott, f	35	9-16	1-1	9	0	0	3	0	0	20
Akil Mitchell, f	25	2-2	0-2	3	3	0	0	0	2	4
Jontel Evans, g	29	4-4	4-6	1	5	5	4	0	1	13
Joe Harris, g	32	1-4	0-0	1	2	3	3	0	2	2
Sammy Zeglinski, g	27	5-9	0-0	6	5	3	1	0	2	13
Paul Jaspersen	28	3-5	0-0	3	2	3	1	0	0	7
Malcolm Brogdon	13	1-2	0-1	0	2	0	0	0	1	2
Darion Atkins	11	0-0	0-0	1	0	0	0	2	0	0
TEAM										
Totals	200	25-42	5-10	24	19	14	12	2	8	61

## VIRGINIA TECH (15-13, 4-9 ACC)

Player	MP	FG	FT	TR	PF	A	TO	Blk	Stl	TP
Cadarian Raines, f	28	3-6	0-0	2	4	0	2	0	1	6
Dorian Finney-Smith, f	28	2-6	2-2	4	2	3	2	0	1	8
Dorenzo Hudson, g	31	2-6	4-5	4	0	2	1	0	1	9
Erick Green, g	33	6-10	5-8	2	2	0	0	0	0	19
Jarell Eddie, g	27	1-2	0-0	4	4	0	2	1	0	3
Robert Brown	19	1-5	2-4	0	0	2	2	0	1	4
Marquis Rankin	22	2-3	2-2	1	2	1	2	0	0	8
C.J. Barksdale	12	1-2	0-0	1	1	0	0	0	0	2
TEAM										
Totals	200	18-40	15-21	21	15	8	11	1	4	59

**3-Pointers**.....VT 8 (Finney-Smith 2, Green 2, Rankin 2, Eddie, Hudson)  
 .....UVa 6 (Zeglinski 3, Evans, Jaspersen, Scott)  
**Blocks**.....VT 1 (Eddie)  
 .....UVa 2 (Atkins)  
**Steals**.....VT 4 (Brown, Finney-Smith, Hudson, Raines)  
 .....UVa 8 (Harris 2, Mitchell 2, Zeglinski 2, Brogdon, Evans)

**Officials**.....Burr, Dorsey, Hull  
**Technical**.....None  
**Attendance**.....9,656

### Percentages:

Virginia FG%...59.5 3FG%...40.0 FT%...50.0  
 Virginia Tech FG%...45.0 3FG%...50.0 FT%...71.4

Virginia 32 29 — 61  
 Virginia Tech 35 24 — 59

# GAME 29

DUKE 70, VIRGINIA TECH 65

FEB. 25, 2012 • NOON • DURHAM, N.C.

Virginia Tech got a career game from **Cadarian Raines** and 16 second-half points from **Erick Green**, but the Hokies couldn't overcome No. 5 Duke, falling 70-65 in overtime in an ACC game played Saturday afternoon at Cameron Indoor Stadium.

In a game that featured eight second-half ties and eight second-half lead changes alone (13 ties and 12 lead changes for the game), Tech had a chance to upset the nation's fifth-ranked team in regulation. Duke's Austin Rivers tied the game at 58 after making the second of two free throws with 32 seconds left. The Hokies held the ball, and Green took the ball to the basket in the waning moments.

He shot a tough jumper over Duke's Tyler Thornton with less than 5 seconds left that glanced off the rim, and then Raines missed a put-back attempt with a second to go. Mason Plumlee grabbed the rebound for Duke as time expired, sending the game into overtime.

In overtime, Miles Plumlee scored the first basket, and Duke never trailed again. The Hokies cut Duke's lead to one, 64-63, on a jumper by **Dorenzo Hudson** with 1:19 left – a shot that Tech's contingent felt was a 3-pointer. But Mason Plumlee hit one of two free throws with 51.1 seconds remaining to give Duke a 65-63 lead. After a Hudson miss, Rivers made one of two free throws with 19.4 seconds to build the Duke lead to 66-63.

Following Rivers' free throw, Green drove the lane and missed an open lay-up with 9 seconds remaining. Miles Plumlee grabbed the rebound and his two free throws gave the Blue Devils a 68-63 bulge, essentially sealing the game.

Green scored all 16 of his points in the second half, extending his streak of scoring in double figures to 30 games. Raines scored a career-high 16 points and grabbed five rebounds, and Hudson also finished with 16 points and five boards. **Dorian Finney-Smith** grabbed 12 rebounds, but hit just 2 of 11 from the floor and 1 of 8 from the free-throw line.

Rivers paced Duke with 23 points, hitting 5 of 12 from the floor and 11 of 17 from the free-throw line. Seth Curry added 19 points for the Blue Devils, who shot just 38.5 percent from the floor, but out-rebounded the Hokies 44-38 and made up for the scoring differential at the free-throw line.

## VIRGINIA TECH (15-14, 4-10 ACC)

Player	MP	FG	FT	TR	PF	A	TO	Blk	Stl	TP
Dorenzo Hudson, g	34	6-13	2-2	5	4	1	3	0	0	16
Erick Green, g	40	7-19	2-3	2	3	2	2	0	1	16
Jarell Eddie, g	41	2-5	0-0	9	5	5	0	0	1	5
Cadarian Raines, f	39	7-10	2-3	5	4	0	2	2	0	16
Dorian Finney-Smith, f	39	2-11	1-8	12	1	3	0	1	2	6
Robert Brown	14	1-5	0-0	2	3	0	1	0	0	2
Marquis Rankin	9	0-0	0-0	0	3	0	1	0	0	0
C.J. Barksdale	9	2-3	0-0	2	2	0	1	0	0	4
TEAM										
Totals	225	27-66	7-16	38	25	11	10	3	4	65

## DUKE (25-4, 12-2 ACC)

Player	MP	FG	FT	TR	PF	A	TO	Blk	Stl	TP
Austin Rivers, g	41	5-12	11-17	4	0	1	2	0	0	23
Tyler Thornton, g	38	2-6	0-0	5	2	3	2	0	1	6
Seth Curry, g	40	7-15	4-5	2	1	1	1	1	1	19
Miles Plumlee, f	33	1-3	3-4	15	3	0	1	0	0	5
Ryan Kelly, f	31	2-6	3-4	5	5	2	1	0	0	8
Quinn Cook	6	0-2	2-2	1	0	0	0	0	0	2
Mason Plumlee	25	3-5	1-2	9	1	0	2	2	0	7
Josh Hairston	1	0-0	0-0	0	0	0	0	0	0	0
Andre Dawkins	10	0-3	0-0	1	1	0	3	0	0	0
TEAM										
Totals	225	20-52	24-34	44	13	7	12	3	2	70

**3-Pointers**.....VT 4 (Hudson 2, Eddie, Finney-Smith)  
 .....DU 6 (Rivers 2, Thornton 2, Curry, Kelly)  
**Blocks**.....VT 3 (Raines 2, Finney-Smith)  
 .....DU 3 (Ma. Plumlee 2, Curry)  
**Steals**.....VT 4 (Finney-Smith 2, Eddie, Green)  
 .....DU 2 (Curry, Thornton)

**Officials**.....Natili, Ayers, O'Connell  
**Technical**.....None  
**Attendance**.....9,314

### Percentages:

Virginia Tech FG%...40.9 3FG%...30.8 FT%...43.8  
 Duke FG%...38.5 3FG%...25.0 FT%...70.6

Virginia Tech 24 34 7 — 65  
 Duke 26 32 12 — 70

# GAME 30

VIRGINIA TECH AT CLEMSON

MARCH 1, 2012 • 9 P.M. • CLEMSON, S.C.

**THE STAT CREW SYSTEM**  
**Virginia Tech Combined Team Statistics (as of Feb 25, 2012)**  
**All games**

<b>RECORD:</b>	<b>OVERALL</b>	<b>HOME</b>	<b>AWAY</b>	<b>NEUTRAL</b>
ALL GAMES	15-14	11-6	3-7	1-1
CONFERENCE	4-10	3-4	1-6	0-0
NON-CONFERENCE	11-4	8-2	2-1	1-1

#	Player	gp-gs	min	avg	Total		3-Point		F-Throw		Rebounds				pf	dq	a	to	blk	stl	pts	avg
					fg-fga	fg%	3fg-fga	3fg%	ft-fa	ft%	off	def	tot	avg								
11	Erick Green	27-26	931	34.5	153-337	.454	37-97	.381	80-100	.800	17	72	89	3.3	49	0	74	44	4	39	423	15.7
05	Dorenzo Hudson	29-22	833	28.7	103-258	.399	29-89	.326	83-100	.830	24	54	78	2.7	40	0	49	57	3	22	318	11.0
31	Jarell Eddie	29-28	810	27.9	84-195	.431	48-107	.449	53-62	.855	16	137	153	5.3	89	3	42	40	14	16	269	9.3
14	Victor Davila	25-25	572	22.9	74-130	.569	0-0	.000	40-62	.645	36	70	106	4.2	66	2	16	36	15	10	188	7.5
01	Robert Brown	29-4	641	22.1	70-197	.355	32-101	.317	24-40	.600	11	44	55	1.9	55	0	55	39	10	21	196	6.8
15	Dorian Finney-Smith	29-27	831	28.7	58-178	.326	21-60	.350	39-66	.591	77	122	199	6.9	78	2	55	54	23	21	176	6.1
04	Cadarian Raines	29-5	496	17.1	66-127	.520	0-0	.000	21-38	.553	52	56	108	3.7	71	3	13	23	24	20	153	5.3
21	Tyrone Garland	8-1	86	10.8	13-26	.500	2-9	.222	9-12	.750	3	1	4	0.5	8	0	10	10	0	3	37	4.6
42	C.J. Barksdale	28-1	330	11.8	29-64	.453	0-0	.000	27-35	.771	37	42	79	2.8	25	0	9	12	5	8	85	3.0
10	Marquis Rankin	21-6	288	13.7	21-61	.344	9-23	.391	8-13	.615	6	18	24	1.1	28	1	23	20	3	8	59	2.8
25	Will Johnston	4-0	8	2.0	1-3	.333	1-3	.333	0-0	.000	0	0	0	0.0	0	0	0	0	0	0	3	0.8
24	Joey Racer	5-0	14	2.8	1-6	.167	0-2	.000	0-0	.000	2	2	4	0.8	1	0	0	4	0	0	2	0.4
02	Joey van Zegeren	3-0	10	3.3	0-0	.000	0-0	.000	0-0	.000	0	0	0	0.0	2	0	0	0	1	0	0	0.0
Team											45	43	88				10					
Total.....		29	5850		673-1582	.425	179-491	.365	384-528	.727	326	661	987	34.0	512	11	346	349	102	168	1909	65.8
Opponents.....		29	5850		645-1558	.414	139-485	.287	377-542	.696	338	645	983	33.9	482	-	296	365	120	144	1806	62.3

<b>TEAM STATISTICS</b>	<b>VT</b>	<b>OPP</b>	<b>Date</b>	<b>Opponent</b>	<b>Score</b>	<b>Att.</b>	
SCORING	1909	1806	11/12/11	EAST TENNESSEE STATE	w	64-53	7189
Points per game	65.8	62.3	11/14/11	MONMOUTH	w	91-46	3052
Scoring margin	+3.6	-	11/15/11	FLORIDA INTERNATIONAL	w	78-63	3148
FIELD GOALS-ATT	673-1582	645-1558	11/23/11	vs Syracuse	L	58-69	8293
Field goal pct	.425	.414	11-25-11	vs Oklahoma State	w	59-57	8477
3 POINT FG-ATT	179-491	139-485	11/27/11	ST. BONAVENTURE	w	73-64	8710
3-point FG pct	.365	.287	11/30/11	at Minnesota	L	55-58	10487
3-pt FG made per game	6.2	4.8	12/04/11	KANSAS STATE	L	61-69	8782
FREE THROWS-ATT	384-528	377-542	12/07/11	at Rhode Island	w	78-67	3982
Free throw pct	.727	.696	12/11/11	NORFOLK STATE	w	73-60	8869
F-Throws made per game	13.2	13.0	12/17/11	CAMPBELL	w	85-60	8854
REBOUNDS	987	983	12/19/11	NORTH FLORIDA	w	84-55	8818
Rebounds per game	34.0	33.9	12/22/11	EASTERN MICHIGAN	w	71-50	9563
Rebounding margin	+0.1	-	12-31-11	at Oklahoma State	w	67-61	12500
ASSISTS	346	296	* 01/07/12	at Wake Forest	L	55-58	10037
Assists per game	11.9	10.2	* 01/10/12	FLORIDA STATE	L	59-63	7256
TURNOVERS	349	365	* 1-14-12	at Boston College	L	59-61	5038
Turnovers per game	12.0	12.6	* 01/19/12	NORTH CAROLINA	L	68-82	9847
Turnover margin	+0.6	-	* 01/22/12	at Virginia	w	47-45	14021
Assist/turnover ratio	1.0	0.8	01/25/12	BYU	L	68-70	9231
STEALS	168	144	* 01/28/12	at Maryland	L	69-73	16976
Steals per game	5.8	5.0	* 02/02/12	DUKE	L	60-75	9847
BLOCKS	102	120	* 02/04/12	CLEMSON	w	67-65	9426
Blocks per game	3.5	4.1	* 02-09-12	at Miami	L	49-65	4292
ATTENDANCE	141266	113540	* 02/12/12	BOSTON COLLEGE	w	66-65	9171
Home games-Avg/Game	17-8310	10-9677	* 02/16/12	at Florida State	L	47-48	10123
Neutral site-Avg/Game	-	2-8385	* 02/18/12	GEORGIA TECH	Wot	74-73	9847
			* 02/21/12	VIRGINIA	L	59-61	9656
			* 02-25-12	at Duke	Lot	65-70	9314
<b>Score by Periods</b>	<b>1st</b>	<b>2nd</b>	<b>OT</b>	<b>Totals</b>			
Virginia Tech	842	1051	16	1909			
Opponents	786	1000	20	1806			

\* - Conference game

**THE STAT CREW SYSTEM**  
**Virginia Tech Combined Team Statistics (as of Feb 25, 2012)**  
**Conference games**

<b>RECORD:</b>	<b>OVERALL</b>	<b>HOME</b>	<b>AWAY</b>	<b>NEUTRAL</b>
ALL GAMES	4-10	3-4	1-6	0-0
CONFERENCE	4-10	3-4	1-6	0-0
NON-CONFERENCE	0-0	0-0	0-0	0-0

#	Player	gp-gs	min	avg	Total		3-Point		F-Throw		Rebounds				pf	dq	a	to	blk	stl	pts	avg
					fg-fga	fg%	3fg-fga	3fg%	ft-fta	ft%	off	def	tot	avg								
11	Erick Green	13-13	476	36.6	79-186	.425	18-49	.367	35-47	.745	6	36	42	3.2	27	0	31	18	2	19	211	16.2
05	Dorenzo Hudson	14-8	389	27.8	46-121	.380	15-41	.366	32-42	.762	11	24	35	2.5	19	0	23	27	1	11	139	9.9
31	Jarell Eddie	14-13	422	30.1	37-99	.374	24-60	.400	25-29	.862	9	58	67	4.8	43	3	20	22	8	7	123	8.8
14	Victor Davila	10-10	251	25.1	31-51	.608	0-0	.000	16-22	.727	22	32	54	5.4	25	0	7	14	4	2	78	7.8
04	Cadarian Raines	14-5	264	18.9	33-68	.485	0-0	.000	10-18	.556	23	19	42	3.0	33	1	4	8	9	7	76	5.4
15	Dorian Finney-Smith	14-12	378	27.0	26-79	.329	9-29	.310	9-18	.500	29	51	80	5.7	32	1	16	22	9	11	70	5.0
01	Robert Brown	14-3	311	22.2	26-86	.302	12-41	.293	4-10	.400	5	18	23	1.6	26	0	23	20	4	10	68	4.9
10	Marquis Rankin	14-5	209	14.9	16-48	.333	7-18	.389	8-11	.727	4	16	20	1.4	23	1	13	15	2	5	47	3.4
42	C.J. Barksdale	13-1	150	11.5	11-31	.355	0-0	.000	10-14	.714	13	15	28	2.2	12	0	3	2	0	4	32	2.5
25	Will Johnston	1-0	0	0.0	0-0	.000	0-0	.000	0-0	.000	0	0	0	0.0	0	0	0	0	0	0	0	0.0
Team											21	14	35					4				
Total.....		14	2850		305-769	.397	85-238	.357	149-211	.706	143	283	426	30.4	240	6	140	152	39	76	844	60.3
Opponents.....		14	2850		320-720	.444	80-237	.338	184-260	.708	156	342	498	35.6	213	-	143	185	66	61	904	64.6

<b>TEAM STATISTICS</b>	<b>VT</b>	<b>OPP</b>	<b>Date</b>	<b>Opponent</b>	<b>Score</b>	<b>Att.</b>
SCORING	844	904	* 01/07/12	at Wake Forest	L 55-58	10037
Points per game	60.3	64.6	* 01/10/12	FLORIDA STATE	L 59-63	7256
Scoring margin	-4.3	-	* 1-14-12	at Boston College	L 59-61	5038
FIELD GOALS-ATT	305-769	320-720	* 01/19/12	NORTH CAROLINA	L 68-82	9847
Field goal pct	.397	.444	* 01/22/12	at Virginia	w 47-45	14021
3 POINT FG-ATT	85-238	80-237	* 01/28/12	at Maryland	L 69-73	16976
3-point FG pct	.357	.338	* 02/02/12	DUKE	L 60-75	9847
3-pt FG made per game	6.1	5.7	* 02/04/12	CLEMSON	w 67-65	9426
FREE THROWS-ATT	149-211	184-260	* 02-09-12	at Miami	L 49-65	4292
Free throw pct	.706	.708	* 02/12/12	BOSTON COLLEGE	w 66-65	9171
F-Throws made per game	10.6	13.1	* 02/16/12	at Florida State	L 47-48	10123
REBOUNDS	426	498	* 02/18/12	GEORGIA TECH	Wot 74-73	9847
Rebounds per game	30.4	35.6	* 02/21/12	VIRGINIA	L 59-61	9656
Rebounding margin	-5.1	-	* 02-25-12	at Duke	Lot 65-70	9314
ASSISTS	140	143				
Assists per game	10.0	10.2				
TURNOVERS	152	185				
Turnovers per game	10.9	13.2				
Turnover margin	+2.4	-				
Assist/turnover ratio	0.9	0.8				
STEALS	76	61				
Steals per game	5.4	4.4				
BLOCKS	39	66				
Blocks per game	2.8	4.7				
ATTENDANCE	65050	69801				
Home games-Avg/Game	7-9293	7-9972				
Neutral site-Avg/Game	-	0-0				

\* - Conference game

<b>Score by Periods</b>	<b>1st</b>	<b>2nd</b>	<b>OT</b>	<b>Totals</b>
Virginia Tech	382	446	16	844
Opponents	415	469	20	904

**THE STAT CREW SYSTEM**  
**Virginia Tech Team Game-by-Game Comparison (as of Feb 25, 2012)**  
**All games**

Opponent	1st	2nd	Score	Mar	Total FG	FG Pct	3-Pointers	3FG Pct	Free Throws	FT Pct	Rebounds	Assist	T/Over	Block	Steal	Fouls
EAST TENNESSEE STATE	24/21	40/32	64-53	+11	19-48/19-64	.396/.297	5-18/2-17	.278/.118	21-30/13-22	.700/.591	42/39 +3	13/4	15/13	9/1	7/5	19/19
MONMOUTH	42/24	49/22	91-46	+45	30-48/15-56	.625/.268	10-15/1-17	.667/.059	21-35/15-29	.600/.517	40/35 +5	20/4	14/15	6/0	8/3	24/23
FLORIDA INTERNATIONAL	33/26	45/37	78-63	+15	28-54/20-57	.519/.351	7-19/4-16	.368/.250	15-19/19-23	.789/.826	35/29 +6	20/9	16/11	5/3	3/7	22/21
Syracuse	29/27	29/42	58-69	(11)	20-47/28-58	.426/.483	8-19/7-15	.421/.467	10-12/6-8	.833/.750	27/32 (5)	15/17	16/9	3/6	5/8	15/14
Oklahoma State	32/23	27/34	59-57	+2	18-57/20-49	.316/.408	4-16/3-17	.250/.176	19-30/14-21	.633/.667	46/35 +11	7/9	11/11	4/5	6/3	20/25
ST. BONAVENTURE	25/21	48/43	73-64	+9	23-47/24-63	.489/.381	7-15/5-16	.467/.313	20-25/11-13	.800/.846	28/36 (8)	13/14	10/13	6/1	6/3	17/20
Minnesota	28/25	27/33	55-58	(3)	20-53/24-48	.377/.500	8-17/2-13	.471/.154	7-7/8-15	1000/.533	32/30 +2	12/17	12/9	3/5	6/9	17/12
KANSAS STATE	28/22	33/47	61-69	(8)	22-65/23-55	.338/.418	3-18/3-13	.167/.231	14-21/20-33	.667/.606	45/42 +3	6/10	13/12	5/6	6/8	27/18
Rhode Island	28/27	50/40	78-67	+11	30-55/22-55	.545/.400	7-16/2-11	.438/.182	11-13/21-24	.846/.875	33/29 +4	17/10	14/11	5/4	9/5	20/12
NORFOLK STATE	39/34	34/26	73-60	+13	25-59/22-45	.424/.489	7-15/5-14	.467/.357	16-20/11-17	.800/.647	36/28 +8	10/10	9/13	3/7	5/3	16/18
CAMPBELL	32/29	53/31	85-60	+25	29-53/26-59	.547/.441	5-12/1-12	.417/.083	22-27/7-14	.815/.500	27/33 (6)	17/10	9/15	3/3	7/5	16/19
NORTH FLORIDA	40/31	44/24	84-55	+29	32-59/21-51	.542/.412	7-17/5-16	.412/.313	13-16/8-15	.813/.533	37/25 +12	19/9	12/16	5/2	11/4	15/13
EASTERN MICHIGAN	27/9	44/41	71-50	+21	24-53/16-57	.453/.281	7-22/6-25	.318/.240	16-22/12-13	.727/.923	43/31 +12	17/7	15/13	2/4	7/7	11/19
Oklahoma State	28/23	39/38	67-61	+6	24-59/23-55	.407/.418	4-16/8-22	.250/.364	15-17/7-11	.882/.636	47/24 +23	6/9	16/12	2/3	3/6	14/17
Wake Forest	24/32	31/26	55-58	(3)	23-58/20-52	.397/.385	6-22/8-18	.273/.444	3-6/10-13	.500/.769	31/42 (11)	10/13	10/16	4/6	7/3	14/12
FLORIDA STATE	21/30	38/33	59-63	(4)	18-59/21-51	.305/.412	2-12/4-13	.167/.308	21-24/17-22	.875/.773	34/38 (4)	6/8	12/19	4/15	5/5	20/25
Boston College	27/29	32/32	59-61	(2)	17-47/19-42	.362/.452	4-14/4-12	.286/.333	21-28/19-28	.750/.679	30/28 +2	6/7	17/19	2/2	7/7	23/19
NORTH CAROLINA	39/34	29/48	68-82	(14)	25-68/30-66	.368/.455	13-31/4-14	.419/.286	5-6/18-21	.833/.857	28/51 (23)	14/12	8/14	3/9	6/4	17/11
Virginia	23/19	24/26	47-45	+2	19-42/15-46	.452/.326	5-13/1-14	.385/.071	4-7/14-22	.571/.636	27/34 (7)	10/4	13/12	2/1	5/5	19/13
BYU	25/29	43/41	68-70	(2)	24-56/22-66	.429/.333	5-18/5-24	.278/.208	15-23/21-24	.652/.875	43/37 +6	14/14	15/7	2/4	3/7	19/19
Maryland	19/32	50/41	69-73	(4)	24-61/22-47	.393/.468	6-16/7-17	.375/.412	15-20/22-32	.750/.688	32/37 (5)	14/7	10/16	2/2	4/4	22/19
DUKE	28/38	32/37	60-75	(15)	23-52/27-57	.442/.474	3-13/8-18	.231/.444	11-14/13-16	.786/.813	29/33 (4)	5/12	13/7	4/2	3/5	16/17
CLEMSON	42/28	25/37	67-65	+2	24-58/25-66	.414/.379	6-20/2-17	.300/.118	13-15/13-19	.867/.684	34/43 (9)	12/9	9/10	4/6	4/2	19/15
Miami	22/30	27/35	49-65	(16)	19-54/24-58	.352/.414	5-15/7-20	.333/.350	6-9/10-15	.667/.667	40/32 +8	10/13	17/9	3/7	6/6	13/7
BOSTON COLLEGE	27/29	39/36	66-65	+1	27-60/24-43	.450/.558	6-15/9-22	.400/.409	6-10/8-9	.600/.889	33/19 +14	11/13	10/10	2/4	5/6	12/10
Florida State	23/25	24/23	47-48	(1)	17-52/20-50	.327/.400	6-18/7-20	.333/.350	7-16/1-8	.438/.125	31/41 (10)	9/10	7/15	3/6	9/2	13/19
GEORGIA TECH	28/31	37/34	74-73	+1	24-52/28-48	.462/.583	11-20/7-13	.550/.538	15-19/10-11	.789/.909	18/32 (14)	14/14	5/14	2/1	7/2	12/14
VIRGINIA	35/32	24/29	59-61	(2)	18-40/25-42	.450/.595	8-16/6-15	.500/.400	15-21/5-10	.714/.500	21/24 (3)	8/14	11/12	1/2	4/8	15/19
Duke	24/26	34/32	65-70	(5)	27-66/20-52	.409/.385	4-13/6-24	.308/.250	7-16/24-34	.438/.706	38/44 (6)	11/7	10/12	3/3	4/2	25/13

Note: Game totals are displayed in the format TEAM/OPPONENT for each category



**THE STAT CREW SYSTEM**  
**Virginia Tech Points-Rebounds-Assists (as of Feb 25, 2012)**  
**All games**

Opponent	Date	Score		01	02	04	05	10	11	14
				BROWN,ROBE	ZEGEREN,JO	RAINES,CAD	HUDSON,DOR	RANKIN,MAR	GREEN,ERIC	DAVILA,VIC
EAST TENNESSEE STATE	11/12/11	64-53	w	12-3-0	0-0-0	0-2-0	9-2-1	DNP	DNP	7-6-3
MONMOUTH	11/14/11	91-46	w	19-1-3	0-0-0	5-6-2	18-4-3	DNP	11-2-5	6-5-0
FLORIDA INTERNATIONAL	11/15/11	78-63	w	2-2-3	0-0-0	2-1-1	31-5-2	DNP	12-2-0	11-7-2
vs Syracuse	11/23/11	58-69	L	3-1-3	DNP	3-1-0	13-2-2	DNP	14-5-2	6-2-0
vs Oklahoma State	11-25-11	59-57	w	8-1-1	DNP	3-9-1	7-3-1	DNP	18-1-1	2-5-1
ST. BONAVENTURE	11/27/11	73-64	w	5-2-4	DNP	6-4-0	8-3-1	DNP	19-3-4	13-2-0
at Minnesota	11/30/11	55-58	L	13-1-3	DNP	0-1-0	0-3-3	DNP	25-4-4	10-7-0
KANSAS STATE	12/04/11	61-69	L	15-3-1	DNP	6-5-0	7-4-0	2-1-1	14-7-3	1-1-0
at Rhode Island	12/07/11	78-67	w	2-1-3	DNP	12-4-1	8-3-4	0-0-1	24-2-1	0-1-0
NORFOLK STATE	12/11/11	73-60	w	5-5-1	DNP	10-7-2	7-2-1	0-1-2	12-4-1	6-0-0
CAMPBELL	12/17/11	85-60	w	5-1-3	DNP	5-3-1	15-1-3	4-0-1	12-2-6	15-3-0
NORTH FLORIDA	12/19/11	84-55	w	14-3-1	DNP	4-11-0	16-3-1	0-2-4	12-1-8	8-2-1
EASTERN MICHIGAN	12/22/11	71-50	w	9-0-0	DNP	10-4-1	8-2-3	6-0-1	12-3-4	5-4-1
at Oklahoma State	12-31-11	67-61	w	8-4-1	DNP	4-4-0	18-5-0	0-0-0	16-7-3	8-3-1
at Wake Forest	01/07/12	55-58	L	6-0-1	DNP	0-2-0	8-2-3	2-1-0	19-7-6	8-7-0
FLORIDA STATE	01/10/12	59-63	L	0-1-0	DNP	4-4-0	8-5-1	2-0-0	21-2-0	0-1-0
at Boston College	1-14-12	59-61	L	7-0-0	DNP	7-2-0	13-3-2	4-4-3	DNP	14-4-0
NORTH CAROLINA	01/19/12	68-82	L	12-1-3	DNP	2-2-0	16-1-0	2-2-3	17-3-5	2-8-0
at Virginia	01/22/12	47-45	w	4-1-5	DNP	2-2-0	12-1-0	2-1-0	15-2-2	2-5-1
BYU	01/25/12	68-70	L	8-4-5	DNP	7-4-0	14-1-1	DNP	11-4-1	12-4-0
at Maryland	01/28/12	69-73	L	5-3-3	DNP	4-5-0	14-3-1	2-1-2	18-2-4	14-8-2
DUKE	02/02/12	60-75	L	3-0-1	DNP	4-1-0	6-1-0	8-2-0	17-7-1	16-7-2
CLEMSON	02/04/12	67-65	w	2-1-3	DNP	8-4-0	6-3-2	8-1-1	10-2-2	6-4-0
at Miami	02-09-12	49-65	L	3-3-1	DNP	2-1-1	8-1-5	3-4-0	17-5-0	6-6-1
BOSTON COLLEGE	02/12/12	66-65	w	8-6-2	DNP	4-4-0	11-1-2	0-2-1	10-1-2	10-4-1
at Florida State	02/16/12	47-48	L	2-3-1	DNP	4-6-1	7-4-2	0-1-1	18-4-3	DNP
GEORGIA TECH	02/18/12	74-73	w	10-2-1	DNP	13-2-2	5-1-2	6-0-1	14-3-4	DNP
VIRGINIA	02/21/12	59-61	L	4-0-2	DNP	6-2-0	9-4-2	8-1-1	19-2-0	DNP
at Duke	02-25-12	65-70	L	2-2-0	DNP	16-5-0	16-5-1	0-0-0	16-2-2	DNP

Opponent	Date	Score		15	21	24	25	31	42
				FINNEY-SMI	GARLAND,TY	RACER,JOEY	JOHNSTON,W	EDDIE,JARE	BARKSDALE,
EAST TENNESSEE STATE	11/12/11	64-53	w	10-16-5	13-0-3	DNP	DNP	8-2-1	5-7-0
MONMOUTH	11/14/11	91-46	w	1-7-3	18-2-1	0-0-0	DNP	13-3-2	0-6-1
FLORIDA INTERNATIONAL	11/15/11	78-63	w	14-10-5	2-0-5	2-1-0	DNP	0-5-2	2-0-0
vs Syracuse	11/23/11	58-69	L	2-7-3	0-0-0	DNP	DNP	17-4-5	0-1-0
vs Oklahoma State	11-25-11	59-57	w	10-14-1	4-2-0	DNP	DNP	4-7-1	3-1-0
ST. BONAVENTURE	11/27/11	73-64	w	11-8-3	0-0-0	DNP	DNP	11-4-1	0-2-0
at Minnesota	11/30/11	55-58	L	3-6-1	0-0-1	DNP	DNP	4-3-0	0-0-0
KANSAS STATE	12/04/11	61-69	L	6-7-1	DNP	DNP	DNP	4-5-0	6-4-0
at Rhode Island	12/07/11	78-67	w	11-6-3	0-0-0	DNP	DNP	15-6-2	6-7-2
NORFOLK STATE	12/11/11	73-60	w	6-5-2	DNP	DNP	DNP	24-7-1	3-3-0
CAMPBELL	12/17/11	85-60	w	10-4-2	DNP	0-1-0	0-0-0	11-8-1	8-2-0
NORTH FLORIDA	12/19/11	84-55	w	14-7-4	DNP	0-0-0	0-0-0	8-4-0	8-2-0
EASTERN MICHIGAN	12/22/11	71-50	w	6-8-4	DNP	0-2-0	3-0-0	6-7-1	6-10-2
at Oklahoma State	12-31-11	67-61	w	2-10-1	DNP	DNP	DNP	9-7-0	2-3-0
at Wake Forest	01/07/12	55-58	L	0-7-0	DNP	DNP	DNP	12-3-0	0-1-0
FLORIDA STATE	01/10/12	59-63	L	9-10-3	DNP	DNP	DNP	8-3-1	7-3-1
at Boston College	1-14-12	59-61	L	0-8-1	DNP	DNP	DNP	8-4-0	6-4-0
NORTH CAROLINA	01/19/12	68-82	L	2-1-0	DNP	DNP	DNP	15-6-2	0-1-1
at Virginia	01/22/12	47-45	w	0-1-0	DNP	DNP	0-0-0	8-10-2	2-2-0
BYU	01/25/12	68-70	L	0-4-1	DNP	DNP	DNP	12-14-5	4-3-1
at Maryland	01/28/12	69-73	L	1-5-1	DNP	DNP	DNP	11-3-1	0-1-0
DUKE	02/02/12	60-75	L	0-2-0	DNP	DNP	DNP	6-3-1	0-3-0
CLEMSON	02/04/12	67-65	w	12-8-1	DNP	DNP	DNP	15-6-3	0-1-0
at Miami	02-09-12	49-65	L	4-8-1	DNP	DNP	DNP	6-7-1	0-2-0
BOSTON COLLEGE	02/12/12	66-65	w	17-8-2	DNP	DNP	DNP	3-1-0	3-3-1
at Florida State	02/16/12	47-48	L	5-4-1	DNP	DNP	DNP	11-7-0	DNP
GEORGIA TECH	02/18/12	74-73	w	6-2-0	DNP	DNP	DNP	12-1-4	8-4-0
VIRGINIA	02/21/12	59-61	L	8-4-3	DNP	DNP	DNP	3-4-0	2-1-0
at Duke	02-25-12	65-70	L	6-12-3	DNP	DNP	DNP	5-9-5	4-2-0