

HOKIE HOOPS

2011-12 GAME NOTES

Game 27
Virginia Tech (14-12, 3-8)
 vs.
Georgia Tech (9-16, 2-9)



Hokies return to Cassell Coliseum to take on Georgia Tech in "Blackout" game



Sat., Feb. 18, 2012 • 3 p.m.
 Cassell Coliseum (9,847), Blacksburg, Va.

Series vs. GT: VT, 12-4 **Series Streak:** VT, two
Last Meeting vs. the Yellow Jackets: VT, 59-43, 3-10-11, Greensboro Coliseum
Live Stats: hokiesports.com
Radio: Virginia Tech IMG Sports Network **TV:** Regional Sports Networks

NOTING THE HOKIES

About Today's Game

Virginia Tech is 14-12 on the season and 3-8 in ACC play.
 Georgia Tech is 9-16 overall and 2-9 in ACC action.

The Loss at #20/21 Florida State

The Hokies dropped a heartbreaker at #20/21 Florida State, 49-47, on Thursday night.
Erick Green led all scorers with 18 points and **Jarell Eddie** added 11 points and seven rebounds.
 Michael Snaer hit a three-pointer with 2.6 seconds remaining to give FSU the win.

Greenberg Part of Infiniti Coaches' Charity Challenge

Seth Greenberg is one of 48 coaches participating in the Infiniti Coaches' Charity Challenge.
 Greenberg's selected charity is the American Heart Association. www.ESPN.com/Infiniti.

Green Notes

Erick Green's streak of 27 straight games with double-figures scoring is currently the longest among ACC players.
 Green's 24 points off the bench in the win at Rhode Island is the second-most points by an ACC substitute this season. **Robert Brown's** 19 points off the bench against Monmouth is tops among ACC freshmen.

Injury Notes

Victor Davila (left groin) and **C.J. Barksdale** (left ankle) missed the Florida State game. Both are game-time decisions for today. **Cadarian Raines** and **Jarell Eddie** missed portions of the FSU game with leg cramps. Both are expected to play today.

Greenberg Facts

Seth Greenberg is 168-118 (.587) at Virginia Tech and 381-288 (.570) in his 22nd season as a collegiate head coach. Greenberg is 110-36 (.753) as a head coach in Cassell Coliseum.

Interesting Side Notes

Of Virginia Tech's 11 active scholarship players, only three had seen meaningful action in previous seasons and five players are true freshmen.

Davila Notes

Victor Davila is shooting 54.0 percent from the field for his career. If he had enough made field goals to qualify, that would be tied for fourth on the Virginia Tech all-time list.
 Over the last nine games, Davila is 18-of-24 from the free throw line, good for 75.0 percent.

Hokies' Active Roster

No.	Name	POS	HT	WT	CL	HOMETOWN
1	Robert Brown	G	6-5	190	Fr.	Clermont, Fla.
2	Joey van Zegeren	F	6-10	206	Fr.	Hoogeveen, The Netherlands
4	Cadarian Raines	F	6-9	238	r-Sr.	Petersburg, Va.
5	Dorenzo Hudson	G	6-5	220	r-Sr.	Charlotte, N.C.
10	Marquis Rankin	G	6-1	165	Fr.	Charlotte, N.C.
11	Erick Green	G	6-3	185	Jr.	Winchester, Va.
14	Victor Davila	F	6-8	242	Sr.	Canovanas, P.R.
15	Dorian Finney-Smith	F	6-8	192	Fr.	Portsmouth, Va.
24	Joey Racer	G	6-1	165	Sr.	Berryville, Va.
25	Will Johnston	G	6-3	185	Fr.	Midlothian, Va.
31	Jarell Eddie	G/F	6-7	218	So.	Charlotte, N.C.
42	C.J. Barksdale	F	6-8	232	Fr.	Danville, Va.

2011-12 Schedule & Results

(14-12, 3-8 ACC)

Date	Opponent		
11/12	ETSU (ESPN3)	W	64-53
NIT Season Tip-Off - Blacksburg, Va.			
11/14	MONMOUTH# (ESPN3)	W	91-46
11/15	FIU# (ESPN3)	W	78-63
NIT Season Tip-Off - New York, N.Y.			
11/23	#5/5 Syracuse^ (ESPN2)	L	58-69
11/25	Oklahoma State^ (ESPN)	W	59-57
11/27	ST. BONAVENTURE (ESPN3)	W	73-64
Big Ten/ACC Challenge			
11/30	at Minnesota% (ESPN2)	L	55-58
12/ 4	KANSAS STATE (ESPN)	L	61-69
12/ 7	at Rhode Island (Cox HD)	W	78-67
12/11	NORFOLK STATE (ESPN3)	W	73-60
12/17	CAMPBELL (ESPN3)	W	85-60
12/19	NORTH FLORIDA (ACC.com)	W	84-55
12/22	EASTERN MICHIGAN (ESPN3)	W	71-50
12/31	at Oklahoma State (ESPN2)	W	67-61
1/ 7	at Wake Forest* (ACCNS)	L	55-58
1/10	FLORIDA STATE* (ESPN)	L	59-63
1/14	at Boston College* (RSN\$)	L	59-61
1/19	#8/8 UNC* (ESPN\$)	L	68-82
1/22	at #15/17 Virginia* (ESPN)	W	47-45
1/25	BYU (ESPN3)	L	68-70
1/28	at Maryland* (ACCNS)	L	69-73
2/ 2	#7/5 DUKE* (ESPN\$)	L	60-75
2/ 4	CLEMSON* (RSN\$)	W	67-65
2/ 9	at Miami* (ESPN2\$)	L	49-65
2/12	BOSTON COLLEGE* (ESPN)	W	66-65
2/16	at #20/21 Florida St.* (ESPN2\$)	L	47-48
2/18	GEORGIA TECH*	3 p.m.	RSN/\$
2/21	VIRGINIA*	9 p.m.	ESPN
2/25	at Duke*	12 p.m.	ACCN/\$
3/ 1	at Clemson*	9 p.m.	ACCN/\$
3/ 4	NC STATE*	6 p.m.	ESPN
3/ 8-	ACC Tournament		ACCN/ESPN2/ESPN
3/11	(Philips Arena, Atlanta, Ga.)		

* - Atlantic Coast Conference Games
 # - NIT Season Tip-Off, Blacksburg, Va.
 ^ - NIT Season Tip-Off, New York, N.Y.
 % - Big Ten/ACC Challenge, Minneapolis, Minn.
 \$ - Also shown on ESPN3
 All times are EST and are subject to change

Television

Regional Sports Networks

Mike Hogewood & Eddie Fogler



Virginia Tech IMG Sports Network
 Bill Roth & Mike Burnop

Follow us on twitter

@VT_MBBall

Virginia Tech Athletics Communications

Primary Contact

Bill Dyer - Associate Director
 wdyer@vt.edu
 (o) - 540-231-8853
 (c) - 540-998-5906

Secondary Contact

Rachel Perreault - Communications Assistant
 rachelp5@vt.edu
 (o) - 540-231-2228



Last Time Out: #20/21 FSU 48, VT 47

The Hokies dropped a heartbreaker at #20/21 Florida State, 48-47, on Thursday night at the Donald Tucker Center ... Michael Snaer hit a three-pointer with 2.6 seconds remaining to give the Seminoles the win ... **Erick Green** led all scorers with 18 points and **Jarell Eddie** added 11 points and seven rebounds ... Tech committed just seven turnovers in the game, including just two in the second half.

The Series vs. Georgia Tech

The Hokies hold a 12-4 lead in the all-time series against the Yellow Jackets ... Virginia Tech has won the last two meetings in the series, including a 102-77 victory in Cassell Coliseum last year ... The Hokies are 5-0 in Cassell Coliseum against Georgia Tech, including a 4-0 mark since joining the ACC ... Virginia Tech is 6-2 in regular season ACC games against GT.

Green Extends His Streak

With his 18 points in the loss at #20/21 Florida State, **Erick Green** currently has scored in double-figures in all 24 games that he has played this season and in 27 consecutive games over the last two seasons ... That is the longest active streak of double-figure games among ACC players ... Green missed the season-opening win over ETSU this year with a strained achilles tendon and did not play at Boston College due to a knee injury ... The last Virginia Tech player to record at least 27 consecutive double figure scoring games was Malcolm Delaney, who recorded 32 consecutive games in double figures, beginning with 15 points in the win over Miami in the quarterfinals of the 2008 ACC Tournament in Charlotte and ending the next year on with eight points at Duke on Feb. 8, 2009.



Erick Green

More Points on Green

In the loss at Miami, **Erick Green** scored his 800th career point ... Green only scored 88 points as a freshman, but is quickly approaching the 1,000 career-point mark ... He currently has 832 career points.

Hokies in NCAA Stats

In the current NCAA statistics, Virginia Tech is sixth in the nation in three-point field goal percentage defense, is 44th in free throw percentage and is 46th in scoring defense. (As of 2-13-12).

Davila Stepping Up

Victor Davila has had a vastly improved in the last seven games ... Over that stretch, he is 26-of-38 from the field, shooting 68.4 percent from the floor ... He is averaging 9.4 points and 5.4 rebounds per game (both higher than his season average) ... He has also made 14-of-19 free throw attempts, shooting 73.7 percent from the line ... Davila missed the game at #20/21 Florida State due to a strained groin ... It snapped Davila's streak of 64 consecutive starts, dating back to his sophomore year.



Victor Davila

A Big Time Performance

Dorian Finney-Smith has shown a return to form over the last four games for the Hokies ... In the win over Boston College, DFS led the Hokies with 17 points and eight rebounds, but no rebound and basket was bigger than his tip-in of a missed shot with 2.4 seconds remaining to give the Hokies the lead for good and the victory ... In the win against Clemson, DFS scored 12 points and grabbed a team-high eight rebounds ... He hit two, three-point field goals, one more than he had made in the previous seven league games, combined ... His 12 points equaled his total points in the first seven ACC contests of the year ... DFS grabbed a team-high eight rebounds in the loss at Miami.



Dorian Finney-Smith

More Than Ever Before

In the loss at #20/21 Florida State, **Cadarian Raines** made his second career (and season) start and appeared in his 26th game of the season ... That number surpasses his combined total of 25 games in his first two seasons at Virginia Tech ... Raines was bothered by foot problems his first two years at Tech and was forced to redshirt last season after only four games ... He has scored 118 points this season and has 99 rebounds ... He had 33 points and 39 rebounds total in his first two seasons at Tech ... **Jarell Eddie** has also surpassed his totals from all of last season.



Cadarian Raines

Hokies' All-Time Record

Virginia Tech is now 1341-1104 all-time in collegiate basketball, good for a .548 winning percentage ... This is the Hokies' 103rd season of men's basketball.

Win 10

With Virginia Tech's win over Boston College, it marked the ninth straight season that the Hokies have won at least 10 home games ... Tech's longest streak of 10-or-more home victories is 11 consecutive seasons, from 1975-76 through the 1985-86 season.

A New Way to Choose

Seth Greenberg told the media following the win over Boston College that he had chosen that game's starting line-up by selecting the five players that had practiced the hardest in the team's final practice before the BC game ... He also stated that that would continue to be the way that he selects future startling line-ups ... He said this is a way to reward players for their efforts in practice.



Seth Greenberg

Injury Report

In the win over Boston College, **C.J. Barksdale** earned his first collegiate start, due to his work in practice the day prior to the game ... Unfortunately, Barksdale was limited to just 12 minutes of action after spraining his left ankle grabbing an offensive rebound ... He is receiving treatment from the Virginia Tech Sports Medicine staff and will continually be evaluated ... He missed the Florida State game ... Victor Davila also missed the Florida State game, with a strained left groin ... He is also being evaluated by the sports medicine staff ... Both players will likely be game-time decisions for the Georgia Tech game.



C.J. Barksdale

Raines Gives His All

Cadarian Raines was forced into extra long service in the loss at #20/21 Florida State on Thursday night with the injuries to **Victor Davila** and **C.J. Barksdale** ... Raines played 23 minutes in the game, despite missing a large chunk of the second half suffering from cramps ... The cramping was so bad, Raines received an IV in the locker room after the game ... The 23 minutes played was the most by Raines in an ACC game ... Raines made two of his three field goal attempts and also pulled down six rebounds in the game.

Close Games

The Hokies are 51-51 under **Seth Greenberg** in games that have been decided in overtime or by five-or-fewer points ... Tech is 4-7 in such games this season.



Thursdays

Feb. 16 marked the third consecutive week that the Hokies have played on a Thursday night, the first time that has happened since joining the ACC in the 2004-05 season ... It is the fourth of five Thursday ACC games this season, the most Thursday games since joining the league.

5-in-12

The Hokies are in the midst of a five-games-in-12-days stretch ... Tech is one of five ACC schools that have such a streak of games ... Florida State ends a similar stretch today and Miami, who the Hokies began the stretch with, also concludes its stretch on Tuesday.

Hudson Reaches 1,100 Points

In the Hokies' win at Oklahoma State on New Year's Eve, redshirt senior guard Dorenzo Hudson became the 42nd player in Virginia Tech history to score 1,000 points in his career ... Hudson hit a three-pointer with 8:34 remaining in the game to give Tech a three-point lead, for his 1,000th point ... Hudson joins former teammates Malcolm Delaney, Jeff Allen, A.D. Vassallo and Deron Washington on the list ... In the win over Clemson, Hudson surpassed 1,100 career points ... Hudson currently has 1,129 career points, 35th on the Virginia Tech all-time scoring list ... He passed Brian Chase into 35th place in the win over Boston College.



Dorenzo Hudson

Brown in a Giving Mood

In the first 17 games of the season, **Robert Brown** had recorded 28 assists, for an average of 1.6 assists per game ... Since the North Carolina game, Brown has dished out 24 assists in nine games, for an average of 2.7 assists per game.



Robert Brown

Building Makes it Better?

A case can be made that the Hokies have shown marked improvement in many areas of their game since moving into the Hahn Hurst Basketball practice facility in August 2009 ... One such improvement comes to the forefront ... In the six years before the opening of the practice facility, the Hokies shot a combined 66.2 percent from the free throw line ... Since the opening of the facility, the Hokies are shooting 71.9 percent from the free throw line.

Owning the Glass

In the win over Boston College, the Hokies out rebounded BC, 33-19 ... The 14-rebound difference was the most for the Hokies since the win at Oklahoma State on New Year's Eve and the most against an ACC opponent since the home win over Georgia Tech on Feb. 13, 2011 ... The 19 total rebounds for BC was the fewest by a Hokie opponent since joining the ACC.

Lots of Youth

Among Virginia Tech's 11 active scholarship players, the Hokies have three seniors, one junior, two sophomores and five freshmen ... The two sophomores had seen a combined 481 minutes of playing time up until this season ... Neither had ever started a game or played many minutes of meaningful ACC action ... Add to the fact that **Dorenzo Hudson** had missed the majority of last season and this team becomes an extremely inexperienced total group ... One senior, **Joey Racer**, was a walk-on that earned a scholarship for the second semester and did not play last season.

Seth Loves the Cassell

Seth Greenberg is 110-36 as a head coach in Cassell Coliseum, good for a winning percentage of .753 ... His record in 22 years as a head coach is 381-288 (.570) and is 168-118 (.587) in his ninth season at Virginia Tech ... Greenberg is 67-11 (.859) against non-conference competition in Cassell Coliseum.

500-Plus in the Cassell

The Hokies have a 517-155 overall record in the Cassell, good for a .769 winning percentage ... Tech is 10-5 this season and was 12-4 in Cassell last season, the 50th year for the arena ... The win over Florida State on Jan. 8, 2011, was the 500th victory in the building ... The win over FSU in 2008 marked the Hokies' 600th game played in Cassell Coliseum ... Tech defeated Rhode Island, 86-63, on Nov. 20, 2002, in its 500th game in the arena ... Tech has had just one break-even home season and one losing season in Cassell Coliseum ... The 17 victories for the Hokies at home in the 2009-10 season set a new Cassell Coliseum and school record.

Starting Line-Ups

In the loss at #20/21 Florida State, the Hokies used their eighth different starting line-up of the season ... Tech used just two different starting line-ups last season ... The last time Tech used more than eight different starting line-ups in a season was 11 line-ups during the 2008-09 season.

A First for Jarell

Jarell Eddie had a career-best night in the BYU game on Jan. 25 ... Eddie recorded his first career double-double in the game, scoring 12 points and pulling down a career-high 14 rebounds ... He also added a career-high-tying five assists ... This marked the second consecutive game that Eddie grabbed double-figure rebounds, as he had a career-high 10 boards in the win at #15 Virginia.



Jarell Eddie

We Like Threes

The Hokies have hit at least one three-pointer in every game since joining the ACC in the 2004-05 season ... Tech has now hit a three in 296 consecutive games, the most in school history ... Since the three-point arc was added to college basketball for the 1986-87 season, the Hokies have hit at least one three in all but three games ... The last time that the Hokies did not record a three-point field goal in a game was at Providence on Feb. 1, 2003 ... Tech has had nine games with only one three-pointer under **Seth Greenberg**.

Thompson to Miss 2011-12 Season

Senior forward **JT Thompson**, who missed the entire 2010-11 season following surgery to repair a torn anterior cruciate ligament in his left knee, will miss the 2011-12 season with the same injury to his right knee ... The injury occurred during practice on Nov. 2.



JT Thompson

JT Makes the Walk

Across the stage, that is ... On Dec. 16, just hours before the Hokies defeated Campbell, **JT Thompson** walked across the stage right here in Cassell Coliseum to accept his diploma in sociology ... Congratulations to JT on this achievement.

Green on the Rise

Last season, **Erick Green** scored 370 points all of last season; he has scored 374 points already this season ... Last year, he averaged 11.6 points per game; this season his average is now at 15.6 ppg ... He also is shooting better from the field, the three-point arc and the free throw line this season, along with averaging 50 percent more rebounds and a half more assists ... Green is the only player in the ACC in the top 10 in scoring, assists and steals.



Where to Find It

Many Virginia Tech men's basketball facts are available on hokiesports.com ... Below is a listing of URLs that may be helpful to the media.

The Last Time:

<http://www.hokiesports.com/lasttime.html>

Tech's all-time games against ranked opponents:

<http://www.hokiesports.com/mbasketball/rankedopp.html>

Opponent History:

<http://www.hokiesports.com/mbasketball/opponents.html>

Past Schedules:

<http://www.hokiesports.com/mbasketball/pastschedules.html>

All-time overtime games:

<http://www.hokiesports.com/lasttime.html> go to men's basketball and toggle the "Show Only OT Games" button

The Last Time page is customizable to search a wide range of topics.

Player bio pages have career highs, multiple splits and career game-by-game stats.

A New Way To Watch

Several Virginia Tech basketball games will be available via internet streaming, free of charge ... Here is a list of the games that will be shown on ESPN3.com and theACC.com.

ESPN3.com

Nov. 12	vs. ETSU
Nov. 14	vs. Monmouth
Nov. 27	vs. St. Bonaventure
Dec. 11	vs. Norfolk State
Dec. 17	vs. Campbell
Dec. 22	vs. Eastern Michigan
Jan. 25	vs. BYU

theACC.com/ESPN3.com

Dec. 19	vs. North Florida
---------	-------------------

**- All games shown over the air on ESPN, ESPN2, RSN and the ACC network will also be shown on ESPN3.com*

Vote for Seth Greenberg on the Infiniti Coaches' Charity Challenge

www.ESPN.com/Infiniti

Virginia Tech Athletics Communications

ON THE INTERNET

www.hokiesports.com

The official Web site of Virginia Tech athletics provides media and fans with schedules, results, rosters, bios, statistics, general releases and game notes on the Hokies.

The Gameday section has live stats, radio and television coverage information and other pertinent information. This section is for home games only.



hokiesports.com/media

A media-only Web site is designed to make the media's job easier. Here you will find high-resolution, color mug shots of every Hokie basketball player and coach available to download. Please contact the Athletics Communications Office for access to this media-only site.

Twitter

Follow the Hokies on Twitter @VT_MBBall.

www.theacc.com

Updated standings, results, schedules, statistics and notes are posted each week during the season.

New VT App

Virginia Tech basketball game broadcasts can be heard throughout the mid-Atlantic region on a network of radio stations and on SiriusXM Satellite radio ... Fans can also follow the action of the Virginia Tech IMG Sports Network on their iPhone, Android and BlackBerry devices ... The official mobile application of Virginia Tech athletics offers easy and instant access to up-to-the-minute news, scores, live game play-by-play, stats, schedules and rosters, streaming audio and more.

The free mobile application will include access to the following features:

- HEADLINES
- LIVE GAME SCORING FROM GAMETRACKER (SUBJECT TO GAMETRACKER AVAILABILITY)
- PREVIOUS GAME AND NEXT GAME SCHEDULES AND SCORES
- LIVE SCORING UPDATES
- PLAY-BY-PLAY COVERAGE
- PLAYER AND TEAM STATS
- BOX SCORE
- ON-DEMAND VIDEO (SUBJECT TO VIDEO AVAILABILITY)
- SCHEDULES AND SCORES
- ROSTERS
- IN-APP ALERT SYSTEM
- SHARING VIA EMAIL AND FACEBOOK

WHO TO CONTACT

Request for Interviews

Men's Basketball ACO

Bill Dyer
 (540) 231-8852 - office
 (540) 552-8461 - home
 (540) 998-5906 - cell
wdyer@vt.edu

Secondary Contact

Rachel Perreault
 (540) 231-2228 - office
 (603) 767-6492 - cell
rachelp5@vt.edu

Requests for Photos

Director of Photography

Dave Knachel
 (540) 231-1838
dknachel@vt.edu



Bill Dyer
 Associate Director of
 Athletics Communications

Attendance Figures

Virginia Tech, like other ACC schools, announces total tickets distributed at each home game ... That number includes season tickets, individual game tickets and student tickets.

Just a Name

When referring to Virginia Tech forward, **JT Thompson**, please do not place periods after the initials ... Please list him as "JT", not "J.T." ... Thank you for your consideration in this matter.

How To Say It

- Cassell ColiseumCastle
- Victor DavilaDAH-vuh-luh
- Cadarian Raines.....suh-DARE-ee-un
- Jarell Eddie.....ju-RELL
- Rob Ehsan.....E-san
- Marquis Rankin.....mar-KEYESE
- Joey van Zegerenvan ZEG-grin



Greenberg Charity Effort

Virginia Tech fans can join together with head coach **Seth Greenberg** to raise funds for the American Heart Association as part of the Infiniti Coaches' Charity Challenge ... 48 top coaches are part of the challenge and the winning coach will earn a \$100,000 donation for his charity ... In all, more than \$300,000 will be distributed during the Challenge ... For more information, log onto: www.ESPN.com/Infiniti.

Raising That Number

Dorenzo Hudson began the season as a 74.6 percent career free throw shooter ... So far this season, Hudson is 77-93 from the line, good for 82.8 percent ... He has raised his career percentage to 77.0 percent from the line.

End of Game Heroics

Beginning with the North Carolina game on Jan. 19, **Dorenzo Hudson** has been coming off the bench to provide the Hokies a spark ... In the five games since then, he is averaging 12.4 points per game and has hit seven of 12 three-point field goal attempts ... In the Hokies' 47-45 victory at #15/17 Virginia on Jan. 22, Hudson scored the Hokies' final five points of the game and six of Tech's last eight points ... With less than 17 seconds remaining, Hudson hit a big three-pointer from the left corner to give Tech a four point lead ... Then, on the defensive end, Hudson made a diving steal attempt in the final second to disrupt the UVa offense.

High Points With Low Points

The Hokies defeated #15/17 Virginia, 47-45, on Jan. 22 in Charlottesville ... The 45 points allowed is the fewest points Tech has ever allowed in an ACC regular season game ... The previous low was 48 points scored by Boston College, in a 67-48, Tech win in Cassell Coliseum on Feb. 26, 2008 ... The fewest points Tech has allowed an ACC opponent since joining the league was a 59-43 Virginia Tech win over Georgia Tech in last season's ACC Tournament ... The Hokies' 47 points at Virginia is the lowest point total for the Hokies ever in an ACC victory ... The last time the Hokies won any game while scoring 47-or-fewer points was a 45-43 win over George Washington on Feb. 4, 1997 in Cassell Coliseum ... Tech has only won three games in the last 50 years in which they have scored 47-or-fewer points ... The win at #15/17 Virginia is Tech's first win over a nationally-ranked team in which Tech scored fewer than 50 points.

What is a Hokie?

That's the most frequently asked question regarding Virginia Tech athletics ... The answer leads all the way back to 1896 when Virginia Agricultural and Mechanical College changed its name to Virginia Polytechnic Institute ... With the change came the necessity for writing a new cheer and a contest for such a purpose was held by the student body ... Senior O.M. Stull won first prize for his "Old Hokie" yell which still is used today ... Later, when asked if "Hokie" had any special meaning, Stull explained the words he used had no hidden or symbolic meaning, but had been thought up in an effort to get attention ... Hokie soon became a nickname for all Tech teams and for those people loyal to Tech athletics.

In the Cassell Under Seth

Seth Greenberg is 108-33 all-time coaching in Cassell Coliseum ... Here is a year-by-year breakdown.

	<i>Regular</i>	<i>Post</i>	<i>Overall</i>
2003-04	11-4	0-0	11-4
2004-05	12-3	1-0	13-3
2005-06	10-7	0-0	10-7
2006-07	13-2	0-0	13-2
2007-08	12-2	2-1	14-3
2008-09	9-5	1-1	10-6
2009-10	15-1	2-1	17-2
2010-11	11-3	1-1	12-4
2011-12	10-5	---	10-5
Totals	102-32	7-4	110-36

VT vs. The Conferences

ACC REGULAR SEASON	3-8
Atlantic Sun (ETSU, UNF).....	2-0
Atlantic 10 (St. Bonaventure, URI).....	2-0
Big 12 (Kansas State, Oklahoma State).....	2-1
BIG EAST (Syracuse).....	0-1
Big South (Campbell).....	1-0
Big Ten (Minnesota).....	0-1
MAC (Eastern Michigan).....	1-0
MEAC (Norfolk State).....	1-0
Northeast (Monmouth).....	1-0
Sun Belt (FIU).....	1-0
West Coast (BYU).....	0-1
Total	14-12

The Hokies

Under Seth Greenberg

VT outrebounds opponent.....	106-38
Opponent outrebounds VT.....	57-74
Rebounds are equal.....	5- 6
VT leads at the half.....	122-22
VT trails at the half.....	41-93
Game is tied at the half.....	5- 3
VT shoots 50% or better.....	50- 8
VT outshoots opponent.....	127-24
Opponent outshoots VT.....	40-93
VT holds opp. under 40%.....	80-10
VT scores 100+ points.....	4- 1
VT scores 90-99 points.....	15- 1
VT scores 80-89 points.....	25- 2
VT scores 70-79 points.....	68-23
VT scores 60-69 points.....	42-50
VT scores less than 60 points.....	14-41
Opponent scores 100+ points.....	1- 2
Opponent scores 90-99 points.....	1- 2
Opponent scores 80-89 points.....	10-27
Opponent scores 70-79 points.....	19-44
Opponent scores 60-69 points.....	57-31
Opp. scores less than 60 points.....	80-12
VT in games 5-or-fewer points or OT.....	51-51
VT at home.....	110-36
VT on the road.....	35-60
VT at a neutral site.....	23-22
Overtime games.....	14- 7
VT against conference foes.....	73-80
VT on television.....	101-102
VT vs. ranked teams (AP only).....	13-39
VT as a ranked team (AP only).....	5- 7

Career Double-Doubles

2007-08 Season

JT Thompson (1)

at Boston College (14 pts./12 rebs.)*

2008-09 Season

No active players

2009-10 Season

Victor Davila (1)

vs. VMI (13 pts./10 rebs.)

2010-11 Season

Victor Davila (1)

vs. Duke (11 pts./10 rebs.)

2011-12 Season

Dorian Finney-Smith (3)

vs. ETSU (10 pts./16 rebs.)*

vs. FIU (14 pts./10 rebs.)

vs. Oklahoma State (10 pts./14 rebs.)

Jarell Eddie (1)

vs. BYU (12 pts./14 rebs.)*

* - career highs at the time

Erick Green is the only player in the ACC in the top 10 in scoring, assists and steals.

He is also in the top 10 in the ACC in field goal %, free throw %, assist/turnover ratio and minutes played.



Compare & Contrast

VT	GT
65.8	Points61.4
61.6	Points Allowed.....63.1
42.4%	FG%.....43.0%
40.4%	FG% Defense.....40.2%
35.3%	3FG%.....31.0%
27.7%	3FG% Defense.....33.9%
73.5%	FT%.....65.7%
35.0	Rebounds.....35.8
+1.0	Rebound Margin.....+3.6
12.0	Assists.....10.8
12.4	Turnovers.....14.8
5.9	Steals.....5.5
3.7	Blocks.....5.2

Points for Pondering

Led VT in Scoring: Green (13), Hudson (5), Eddie (3), Brown (2), Davila (2), Garland (1), Finney-Smith (1)

Double Figure Scoring Games: Green (24), Hudson (12), Eddie (12), Davila (9), Finney-Smith (9), Brown (6), Raines (3), Garland (2)

40-point Games: none

30-39-point Games: Hudson (1)

20-29-point Games: Green (3), Eddie (1)

Led VT in Rebounding: Finney-Smith (16), Davila (5), Eddie (5), Green (3), Raines (2), Barksdale (2)

Double Figure Rebounding Games: Finney-Smith (5), Eddie (2), Barksdale (1)

Led VT in Assists: Green (14), Finney-Smith (7), Brown (6), Eddie (4), Hudson (4), Raines (2), Rankin (2), Davila (2), Garland (1)

Double Figure Assist Games: none

Double-Doubles: Finney-Smith (3), Eddie (1)

Most Points in a Half: 53 (2nd vs. Campbell)

Fewest Points in a Half: 19 (1st at Maryland)

Most Points Allowed in a Half: 48 (2nd vs. UNC)

Fewest Points Allowed in a Half: 9 (1st vs. EMU)

Largest Lead: 49 pts. (89-40 vs. Monmouth)

Largest Deficit: 22 pts. (40-62 vs. Duke)

Largest Margin of Victory: 45 pts. (91-46 vs. Monmouth)

Largest Margin of Defeat: 16 pts. (65-49 at Miami)

Largest Deficit Overcome in a Victory: 10 pts. (7-17 vs. Boston College)

Largest Lead Lost in a Loss: 15 pts. (40-25 at Florida State)

Largest Halftime Lead: 18 pts. (42-24 vs. Monmouth and 27-9 vs. EMU)

Largest Halftime Deficit: 13 pts. (32-19 at Maryland)

Average Margin of Victory: 13.8 ppv

Average Margin of Defeat: 7.0 ppd

Average Margin: +4.2 ppg

* - Includes ties

TOP INDIVIDUAL PERFORMANCES

VIRGINIA TECH

Points

31	Dorenzo Hudson vs. FIU
25	Erick Green at Minnesota
24	Erick Green at URI
24	Jarell Eddie vs. Norfolk State
21	Erick Green vs. Florida State
19	Robert Brown vs. Monmouth
19	Erick Green vs. St. Bonaventure
19	Erick Green at Wake Forest
18	Tyrone Garland vs. Monmouth
18	Dorenzo Hudson vs. Monmouth
18	Erick Green vs. Oklahoma State
18	Dorenzo Hudson at Oklahoma State
18	Erick Green at Maryland
18	Erick Green at Florida State
17	Jarell Eddie vs. Syracuse
17	Erick Green vs. UNC
17	Erick Green vs. Duke
17	Erick Green at Miami
17	Dorian Finney-Smith vs. Boston College
16	Dorenzo Hudson vs. North Florida
16	Erick Green at Oklahoma State
16	Dorenzo Hudson vs. UNC
16	Victor Davila vs. Duke
15	seven times

Rebounds

16	Dorian Finney-Smith vs. ETSU
14	Dorian Finney-Smith vs. Oklahoma State
14	Jarell Eddie vs. BYU
11	Cadarian Raines vs. North Florida
10	Dorian Finney-Smith vs. FIU
10	C.J. Barksdale vs. Eastern Michigan
10	Dorian Finney-Smith at Oklahoma State
10	Dorian Finney-Smith vs. Florida State
10	Jarell Eddie at Virginia

Assists

8	Erick Green vs. North Florida
6	Erick Green vs. Campbell
6	Erick Green at Wake Forest
5	11 times

Steals

4	Erick Green at Florida State
3	Cadarian Raines vs. ETSU
3	Erick Green vs. Syracuse
3	Erick Green at URI
3	Cadarian Raines at URI
3	Erick Green vs. Norfolk State
3	Erick Green vs. UNC
2	25 times

Blocks

4	Dorian Finney-Smith vs. ETSU
3	Victor Davila vs. FIU
3	Cadarian Raines vs. Oklahoma State
3	Dorian Finney-Smith at URI
3	Cadarian Raines vs. North Florida
2	nine times

OPPONENTS

Points

28	Terrell Stoglin, Maryland
27	Marshall Barnes, UNC
23	Demitrius Conger, St. Bonaventure
23	Kinola Malesevic, URI
22	Noah Hartsock, BYU
21	Keiton Page, Oklahoma State (A)
20	Kris Joseph, Syracuse
19	Markel Brown, Oklahoma State
18	Brandon Triche, Syracuse
18	Chris McEachin, Norfolk State
18	Bernard James, Florida State (H)
18	Austin Rivers, Duke (H)
17	Jamar Samuels, Kansas State
17	Brandon Davies, BYU
17	Ryan Anderson, Boston College (H)
16	Trey Freeman, Campbell
16	John Henson, UNC
15	eight times

Rebounds

16	John Henson, UNC
15	Travis McKie, Wake Forest
15	Bernard James, Florida State (H)
14	Jamar Samuels, Kansas State
11	Ed Waite, Monmouth
11	Tyler Zeller, UNC
11	Ashton Pankey, Maryland
11	Devin Booker, Clemson (H)
10	Kris Joseph, Syracuse
10	C.J. Fair, Syracuse
10	Markel Brown, Oklahoma State
10	Nikita Mescheriakoc, Wake Forest

Assists

8	Kendall Marshall, UNC
6	Brandon Triche, Syracuse
5	five times

Steals

4	Matt Humphrey, Boston College (A)
4	Matt Humphrey, Boston College (H)
3	Sheldon Cooley, ETSU
3	DeJuan Wright, FIU
3	Kris Joseph, Syracuse
3	Dion Waiters, Syracuse
3	Martavious Irving, Kansas State
3	Angel Rodriguez, Kansas State
3	Harrison Barnes, UNC
3	Jontel Evans, Virginia (A)
3	Anson Winder, BYU
3	Sean Mosley, Maryland

Blocks

6	John Henson, UNC
5	Fab Melo, Syracuse
5	Jordan Heriquez, Kansas State
5	Devidas Dulkys, Florida State (H)
5	K.J. McDaniels, Clemson (H)
4	Carson Desrosiers, Wake Forest
3	Philip Jurick, Oklahoma State (A)
3	Noah Hartsock, BYU
3	Kenny Kadji, Miami
3	DeQuan Jones, Miami
3	Bernard James, Florida State (A)
2	12 times



Lights, Camera, Hokies

Tech is 101-102 on television under **Seth Greenberg** ... The Hokies were 16-11 last season and are 6-11 this season ... All the rest of the Hokies' games this season are televised ... The Hokies made a school-record 30 appearances in the 2008-09 season and made a then-school record 26 television appearances the year before ... Tech is 7-3 in internet streamed games.

The First Freshman

Dorian Finney-Smith accomplished something in the win over ETSU that has not happened in Blacksburg for quite some time ... His double-double of 10 points and 16 rebounds is the first time a Hokie freshman has accomplished that feat in their collegiate debut since Nov. 9, 2007, when Jeff Allen scored 19 points and had 10 rebounds against Elon ... Allen was the first since Dale Solomon accomplished that feat with 23 points and 11 rebounds in a win over Buffalo State in 1978 ... The last time a Tech freshman had at least 16 rebounds in any game was Ace Custis, who grabbed 16 rebounds against VMI on Dec. 9, 1993 ... Finney-Smith added his second career double-double with 14 points and 10 rebounds in the win over FIU and recorded No. 3 with 10 points and 14 rebounds in the win over Oklahoma State in Madison Square Garden.

Chaney Out

Allan Chaney has been denied medical clearance to return to practice and competition by the Virginia Tech Sports Medicine Department due to continued complications from a cardiac condition ... Since his first diagnosis, Chaney underwent a thorough and exhaustive course of evaluation and treatment ... As a result of his medical condition, the Virginia Tech medical staff has determined that in order to minimize his risk for further complications from his condition, Chaney will not be cleared to return to basketball ... He is in school and will graduate from Virginia Tech this summer.



Allan Chaney

Green on Cousy List

Virginia Tech guard **Erick Green** was named as a candidate for the 2012 Bob Cousy Award ... The award recognizes the top point guards in college basketball and is presented by The Naismith Memorial Basketball Hall of Fame in Springfield, Massachusetts.

They're Free, Aren't They

In the win over FIU, **Dorenzo Hudson** hit all 12 of his free throw attempts ... That is a new career high for perfect free throw shooting in a game for Hudson and is the first game that a Hokie made at least 10 free throws in a game and shot 1.000 since Malcolm Delaney hit 14 of 14 from the line against Maryland on Feb. 15, 2011 ... This is the first time that Hudson has ever made all of his free throw attempts in a game and made 10-or-more free throws ... Hudson made 20-of-21 free throws in the win against Seton Hall on Jan. 2, 2010 in Cancun, Mexico, a game in which Hudson scored a career-high 41 points.

Hokies vs. Ranked Teams

With the loss at #20/21 Florida State, the Hokies are 12-35 against nationally ranked teams since joining the ACC for the 2004-05 season and 13-39 against nationally ranked teams under **Seth Greenberg** ... Tech is 29-143 all-time against teams ranked in the AP poll and is 1-4 this season against ranked teams ... These numbers are only for teams ranked in the AP poll.

Family Tradition

Two Hokie players didn't need any introduction when they arrived on campus five years ago ... **JT Thompson** was joined on the Tech team by his cousin, **Dorenzo Hudson**.

Roster News

Virginia Tech senior **Joey Racer**, who joined the team as a walk-on in the fall, has been awarded a scholarship for the spring semester by head coach **Seth Greenberg** ... Guard **Will Johnston** joined the team as a walk-on ... Johnston, a 6-3 freshman guard, had been practicing with the team for a week prior to being added to the active roster ... Johnston saw his first-ever ACC action in the final second of the Hokies' 47-45 victory at #15/17 Virginia on Jan. 22 ... Sophomore guard Tyrone Garland has left the program and has transferred to La Salle.



Joey Racer



Will Johnston

13 Threes

Virginia Tech made a season-high 13 three-pointers in the loss to #8/8 North Carolina on Jan. 19 ... It is the second time this season that Tech has reached double-figures in three-point field goals in a game, surpassing the 10 made threes in the season-opening win over ETSU ... It is also the most three-pointers made by the Hokies since joining the ACC and the most since Tech hit a school-record 16 three-pointers in a home loss to Marquette on Jan. 7, 1989.

Hokies in ACC Stats

INDIVIDUALS

	All	ACC
Scoring		
Erick Green	7th	5th
Rebounding		
Dorian Finney-Smith	8th	T 16th
Jarell Eddie	T 18th	---
Victor Davila	---	20th
Field Goal Percentage		
Erick Green	7th	8th
Assists		
Erick Green	10th	---
Free Throw Percentage		
Dorenzo Hudson	6th	---
Erick Green	8th	10th
Steals		
Erick Green	6th	3rd
3-pt. FG Made		
Jarell Eddie	---	T 9th
Offensive Rebounds		
Dorian Finney-Smith	T 9th	---
Defensive Rebounds		
Jarell Eddie	8th	---
Minutes Played		
Erick Green	5th	T 1st

TEAM

	All	ACC
Scoring Offense	7th	9th
Scoring Defense	4th	4th
Scoring Margin	7th	9th
Free Throw Percentages	2nd	3rd
Field Goal Percentages	10th	11th
Field Goal % Defense	5th	7th
3-pt. FG Percentage	3rd	7th
3-pt. FG% Defense	2nd	8th
Rebounding Offense	7th	10th
Rebounding Defense	7th	8th
Rebounding Margin	9th	11th
Blocked Shots	10th	9th
Assists	7th	T 11th
Steals	8th	9th
Turnover Margin	6th	3rd
Assist/TO Ratio	7th	7th
Offensive Rebounds	6th	T 7th
Defensive Rebounds	10th	11th
Offensive Rebound %	12th	12th
Defensive Rebound %	6th	8th
3-pt. FG Made	4th	T 5th

as of 2-17-12



Going Green

Erick Green was one of the most improved players in the ACC last season ... In the 26 games after he stepped into the starting line-up, Green had a great assist/turnover ratio ... In that span, he had 82 assists and just 35 turnovers ... He had 31 assists as a freshman in the 2009-10 season ... After entering the starting line-up in the win over Penn State last season, Green had eight games in which he did not commit a turnover, including the entire month of December (six games in which he had 15 assists and 0 turnovers) ... He has 68 assists and 41 turnovers this season.

A Lot to Lose

Graduation cost the Hokies two of the most prolific players in school history, plus a two-year starter, Malcolm Delaney, Jeff Allen and Terrell Bell ... Tech lost 63.3 percent of its scoring from last season, along with 63.8 percent of its assists, 61.9 percent of its rebounds and 58.4 percent of its minutes played ... That trio of players combined for 4,534 points and 2,106 rebounds in their careers at Virginia Tech.

Tech, UVa and #15

With the win at #15 Virginia on Jan. 22, Virginia Tech is now 2-5 all-time against teams ranked #15 in the AP poll ... Tech's only other win against a 15th-ranked team was a 59-53 win over Virginia in the Richmond Coliseum on Jan. 30, 1993.

Hudson Honored by ACC

Virginia Tech guard **Dorenzo Hudson** was named the Atlantic Coast Conference Co-Player of the Week for the week ending Nov. 20, 2011 ... Hudson, a redshirt senior from Charlotte, N.C., averaged 24.5 points and 2.5 assists in wins over Monmouth and FIU ... In the 78-63 win over FIU, he was eight-of-13 from the floor and a perfect 12-of-12 from the free throw line en route to scoring an ACC season-high 31 points in a victory that advanced the Hokies to the semifinals of the NIT Season Tip-Off.

On This Date

Virginia Tech is 23-18 all-time in games played on Feb. 18 ... Tech has lost its last four games on this date, most recently a 75-61 loss at Virginia in 2009 ... Tech is 16-9 in hom games on this date ... Tech is 0-3 in ACC games on this date and is 4-7 against schools currently in the ACC on this date ... Tech has never played Georgia Tech on this date ... Tech is 436-397 all-time on Saturdays.

Back-to-Back Ranked Teams

Virginia Tech played #8/8 UNC on Jan. 19 and #15/17 UVa on Jan. 22 ... This was the first time since the 2009-10 season that Tech has played consecutive games against ranked teams ... On Jan. 10, 13 and 16 of 2010, Tech played three straight games against #9 UNC (78-64 road loss), #23 Miami (81-66 home win) and #25 Florida State (63-58 road loss).

Versus the Best

Seth Greenberg entered this season with four career wins against No. 1-ranked teams and three of those have come since Virginia Tech joined the ACC in 2004 ... The three ACC wins against No. 1-ranked teams (all three opponents were ACC foes) ranks Greenberg tied for sixth among all-time ACC coaches ... The three victories are tied for third (with Florida State's Leonard Hamilton) among current ACC coaches.

Van Zegeren Out

The Hokies are planning on seeking a medical redshirt on freshman forward **Joey van Zegeren** ... He suffered a concussion earlier this season and has had other concussion-like issues.

Coming Next Year

On Nov. 9, the Hokies announced the signing of two players to National Letters of Intent ... **Montrezl Harrell**, a 6-7 forward from Tarboro, N.C., and **Marshall Wood**, a 6-7 forward from Rustburg, Va., will join the program in the fall of 2012 ... Harrell is playing this season at Hargrave Military Academy in Chatham, Va., and Wood is playing at Rustburg H.S. near Lynchburg, Va.

Rebounds

Since the Hokies joined the ACC in 2004, a Tech player has grabbed 15-or-more rebounds in a game seven times ... Here are those seven instances.

- 21 Jeff Allen vs. Longwood (12-14-08)
- 19 Jeff Allen at BC (2-5-11)
- 18 Coleman Collins vs. Duke (2-17-05)
- 17 Jeff Allen vs. Seton Hall (1-2-10)
- 16 Jamon Gordon at Clemson (3-1-06)
- Jeff Allen at ODU (12-16-07)
- Dorian Finney-Smith (11-12-11)**

Tech Talk Live

Tech Talk LIVE!, Presented by Geico is broadcast every Monday night at Bull & Bones Brewhaus and Grill at the First and Main complex in Blacksburg.

The radio program airs from 7-8 p.m. in front of a live audience, and can be heard on Virginia Tech IMG Sports Network radio affiliates throughout the region and on-line through Hokies All-Access.

Coach Greenberg appears on the program. Fans can submit a question or comment via hokiesports.com



Radio Network

2011-12 Virginia Tech IMG Sports Network

<i>Abingdon</i>	<i>WFHG-FM 92.7 FM</i>
<i>Blacksburg</i>	<i>WBRW-FM105.3 FM</i>
<i>Blackstone</i>	<i>WBBC-FM 93.5 FM</i>
<i>Bluefield, WV</i>	<i>WKQY-FM 100.9 FM</i>
<i>Bluefield, WV</i>	<i>WKEZ-AM 1240 AM</i>
<i>Bristol</i>	<i>WFHG-AM 980 AM</i>
<i>Charlottesville</i>	<i>WKAV-AM 1400 AM</i>
<i>Clifton Forge</i>	<i>WXCF-AM 1230 AM</i>
<i>Clifton Forge</i>	<i>WXCF-FM 103.9 FM</i>
<i>Clincho</i>	<i>WDIC-AM 1430 AM</i>
<i>Clintwood</i>	<i>WDIC-FM 92.1 FM</i>
<i>Chatham/Gretna</i>	<i>WMNA-FM106.3 FM</i>
<i>Galax</i>	<i>WWWJ-AM1360 AM</i>
<i>Gate City</i>	<i>WGAT-AM 1050 AM</i>
<i>Harrisonburg</i>	<i>WSIG-FM 96.9 FM</i>
<i>Jacksonville, NC</i>	<i>WAVQ-AM1400 AM</i>
<i>Lebanon</i>	<i>WLRV-AM 1380 AM</i>
<i>Luray</i>	<i>WMXH-FM105.7 FM</i>
<i>Lynchburg</i>	<i>WLNI-FM 105.9 FM</i>
<i>Marion</i>	<i>WOLD-FM102.5 FM</i>
<i>Martinsville</i>	<i>WMVA-AM1450 AM</i>
<i>Morningside, MD</i>	<i>WHFS-AM 1580 AM</i>
<i>New Bern, NC</i>	<i>WWNB-AM1490 AM</i>
<i>New Bern, NC</i>	<i>WWNB-FM103.9 FM</i>
<i>Norfolk</i>	<i>WNIS-AM 790 AM</i>
<i>Onley</i>	<i>WESR-AM 1330 AM</i>
<i>Onley</i>	<i>WESR-FM 103.3 FM</i>
<i>Richmond</i>	<i>WRNL-AM 910 AM</i>
<i>Richmond*</i>	<i>WRVA-AM 1140 AM</i>
<i>Roanoke</i>	<i>WSNV-FM 93.5 FM</i>
<i>Staunton</i>	<i>WTON-AM1240 AM</i>
<i>Tazewell</i>	<i>WKQY-FM 100.1 FM</i>
<i>Warsaw</i>	<i>WNNT-FM107.5 FM</i>
<i>Warsaw</i>	<i>WNNT-AM 690 AM</i>
<i>Washington, DC</i>	<i>WJFK-FM 106.7 FM</i>
<i>White Stone</i>	<i>WIGO-FM 104.9 FM</i>
<i>Winchester</i>	<i>WINC-AM 1400 AM</i>
<i>Wytheville</i>	<i>WXBX-FM 95.3 FM</i>



Hokies in Overtime

The Hokies are now 56-42 all-time in overtime games ... Virginia Tech was 1-2 last season in overtime games ... Tech is 25-20 in road overtime games, 25-9 in home overtime games and 6-13 on neutral courts ... Tech is 14-7 in all overtime games under **Seth Greenberg** and 10-2 in ACC overtime games ... The last time the Hokies lost a true road overtime game was Feb. 11, 2006, when Tech fell to Virginia, 81-77, in University Hall ... Tech is 5-8 in double overtime games and 1-2 in triple overtime games.

Notes From the Win Over EMU

In the Hokies' win over Eastern Michigan, Tech held the Eagles to just nine points in the first half ... That is the fewest points allowed in a half by the Hokies since at least 2000 ... It also marked the second-fewest points allowed by a team in a Division I game this season ... Wisconsin allowed Kennesaw State just eight points in the first half of their game on Nov. 12 in Madison ... Tech held the Eagles to just 28.1 percent from the field, including 14.3 percent in the first half ... That marks the third time this season that the Hokies have held an opponent under 30 percent from the field this season.

What's Up Next

This two-game homestand concludes on Tuesday night, as the Hokies host arch-rival Virginia ... The game will tip-off at 9 p.m. and will be broadcast by ESPNU.

That's an Improvement

Virginia Tech's **Jarell Eddie** is fourth in the ACC in improved scoring from last year ... As a freshman, Eddie averaged just 2.9 points per game ... This season, he has improved to 9.5 points per game ... That +6.6 ppg trails only Terrell Stoglin of Maryland (+10.2), C.J. Williams of NC State (+7.5) and C.J. Harris of Wake Forest (+7.2).

All-Time Scoring

Here is a list of the names **Dorenzo Hudson** is approaching on the list of all-time leading scorers in Virginia Tech history.

Career Points

- 30. Damon Watlington.....1,224
- 31. Jeff Schneider.....1,178
- 32. Rolan Roberts.....1,169
- 33. Dick Sayre.....1,165
- 34. Coleman Collins.....1,144
- 35. Dorenzo Hudson.....1,129**

Hot Shooting

In the win over Monmouth, the Hokies shot 62.5 percent from the field ... That is the highest single-game percentage for the Hokies since a 69.2 percent performance in the win over Mount St. Mary's last season ... Tech was 66.7 percent from three-point range ... That is the highest single-game percentage since shooting 66.7 percent from three-point range in the win at Wake Forest last season ... The last time the Hokies shot better than 66.7 percent from three-point territory was 68.8 percent against Wisconsin on Dec. 1, 2008 ... Tech followed that with a 51.9 percent shooting night in the win over FIU ... That marks the first time since the wins over Wake Forest and Maryland (on Jan. 15 and 20, 2011) that the Hokies have recorded back-to-back games of better than 50 percent shooting from the field ... Tech has shot better than 50 percent from the field in five of its 16 games this season.

The State We're In

Virginia Tech is 420-304 (.580) all-time against schools from Virginia ... Tech is 2-0 against state schools this year ... The Hokies have played 14 schools from the state ... With the win over Norfolk State on Dec. 11, the only state Division I school that Tech has not played is Hampton ... Tech holds winning records against 10 of the schools and even records against two others ... Tech is 25-14 against schools from Virginia under **Seth Greenberg**.

Our Name, Please

When referring to Virginia Tech, we ask that you please leave it at that - Virginia Tech ... Virginia Tech University is not now and never has been a name for the school ... The official name of the university is Virginia Polytechnic Institute and State University ... "VahTech", VPI, VPI&SU, VPI and SU and Va. Tech are also not recognized names and should not be used ... VT is acceptable as a shortended, agate form ... When referring to the school by its nickname, please use "Hokies" ... Your help in these matters is appreciated.

Scheduling Oddity

The 67-61 win on New Year's Eve was the second meeting of the season between Oklahoma State and Virginia Tech ... The last time Tech played the same non-conference opponent twice in the same season was the 1992-93 season, when Tech split a home-and-home series with East Carolina.

Green is Good

Erick Green was named to the 2011 NIT Season Tip-Off All-Tournament team ... Green scored 14 points in the loss to #5/5 Syracuse and led the Hokies with 18 points in the win over Oklahoma State.

In the win over Clemson, Seth Greenberg moved past former Virginia head coach Jeff Jones into 20th place on the all-time ACC wins list, with 65 victories. This includes ACC regular season and tournament games.

2011-12 Starters

Green, Hudson, Finney-Smith, Eddie, Davila	9-5
Garland, Hudson, Finney-Smith, Eddie, Davila	1-0
Green, Rankin, Hudson, Barksdale, Davila	1-0
Rankin, Green, Hudson, Finney-Smith, Eddie, Davila	1-1
Green, Rankin, Finney-Smith, Eddie, Davila	1-2
Green, Brown, Finney-Smith, Eddie, Davila	1-2
Green, Hudson, Finney-Smith, Eddie, Raines	0-1
Green, Brown, Raines, Eddie, Davila	0-1

Virginia Tech Streaks

	Total	Home	Road	Neutral
Overall	Lost 1	Won 2	Lost 3	Won 1
ACC*	Lost 1	Won 2	Lost 3	---
Non-Conference	Lost 1	Lost 1	Won 2	Won 1

* - regular season games only

Longest winning streak this season	6, 12-7 thru 1-7
Longest losing streak this season	4, 1-7 thru 1-19



Head Coach Seth Greenberg



Success is not a given. Only through hard-work and dedication, will success come. In his eighth season at Virginia Tech, Seth Greenberg has set the Hokies onto a course

of winning and competing at the highest level.

Since joining the Hokies, Greenberg has established himself as not only a builder of programs, but as a coach who has an eye on the ultimate goal.

Greenberg has a career record of 381-288, now in his 22nd season as a collegiate head coach and a 168-118 record in his ninth season at Virginia Tech. Since coming to Blacksburg, Greenberg's Hokies have three wins over No. 1 ranked teams, including, most recently, a 64-60 victory over top-ranked Duke on Feb. 26, 2011 in Cassell Coliseum.

In the 2006-07 season, the Hokies engineered a historic sweep over North Carolina, including a 94-88 win over the Tar Heels in Cassell Coliseum when UNC was the top-ranked team in the country. Couple that victory against North Carolina with a 69-67 overtime win at No. 5 Duke the week before, the Hokies spent time atop the ACC standings for the first time ever. During the 2008-09 season, the win at No. 1 Wake Forest and an 80-77 win at No. 12 Clemson were added to the list. This past season, home wins over a pair of No. 23 teams, Miami and Wake Forest, continued the run of top 25 victories.

With Greenberg's win at Campbell on Nov. 23, 2009, he passed Chuck Noe into second place on the all-time wins list at Virginia Tech with 110 victories. Only Charlie Moir, with 213 victories, has more wins at Tech than Greenberg.

In his time at Virginia Tech, Greenberg is 3-3 against top-ranked teams, with all three losses coming on final possessions. Tech has made five consecutive post-season appearances and six in

Greenberg's eight years in Blacksburg.

The Hokies moved into the new \$21 million practice facility in August 2009. This building brings Virginia Tech basketball the "WOW Factor!" that it needs to compete among the elite in college basketball and is the culmination of a vision that Greenberg has for the university and its basketball program.

In the past few years, Greenberg has received two awards that not only speak to his success on the court, but his works off the court as well. In September 2009, Greenberg was presented with the inaugural Al LoBalbo Award by his alma mater, Fairleigh Dickinson University. And in April, Greenberg was inducted into The National Jewish Sports Hall of Fame and Museum.

On March 11, 2008, Greenberg added another honor, as he was named the Atlantic Coast Conference's 2008 Coach of the Year. This marked the second time in four years that Greenberg earned the honor.

In the 2006-07 season, the Hokies defeated four nationally ranked teams and had a 3-0 record against teams ranked in the top-five. And as the 2010-11 season unfolds, Greenberg has the Hokies poised for even loftier achievements.

On April 3, 2003, the Hokies introduced Greenberg as their 27th head coach. A proven program builder, an admired and innovative tactician and an experienced recruiter, Greenberg took over the reigns of a Tech program that has made tremendous strides in his first six seasons in Blacksburg.

Greenberg earned his first major honor at Virginia Tech in 2005, being named the ACC Coach of the Year by the Atlantic Coast Sports Media Association. He was the fourth Hokie honored by the group for the team's play during the Hokies' inaugural ACC season. The Richmond Times-Dispatch named Greenberg the Coach of the Year in the Commonwealth of Virginia.

The aggressive, up-tempo style that Greenberg installed in his first season with the Hokies has seen dividends and has brought a renewed sense of excitement to Cassell Coliseum, as well as to the "Hokie Nation." Perhaps the

biggest influences seen in the program have been the work ethic and attention to details that Greenberg and his staff have instilled. And when speaking of hard work, the principle begins at the top, with Greenberg himself. Long hours of watching film, instructing players and developing the program, along with tirelessly working to promote the program and university while being involved in the community, have made Greenberg a popular face on the Blacksburg campus and in the "Hokie Nation."

Greenberg came to Virginia Tech from the University of South Florida, where he served as head coach for seven seasons. At USF, Greenberg had a record of 108-100. Prior to USF, Greenberg was the head coach at Long Beach State University, where his overall record was 105-70.

During his time at Long Beach State and USF, Greenberg's teams posted impressive records against major conference opponents. During his Long Beach State tenure there were wins over four nationally-ranked teams, including a 64-49 victory against then-No. 1 Kansas at Allen Fieldhouse in 1992-93. At South Florida, his teams were 2-0 against Ohio State, had two wins over Texas and won at Pittsburgh during the Panthers' run to the Sweet 16 in the 2001-02 season. The Bulls defeated eventual Final Four team Wisconsin in the 1999-2000 season.

A 1978 graduate of Fairleigh Dickinson, Greenberg was a four-year letter winner under head coach Al LoBalbo. His father, the late Ralph Greenberg, played at Long Island University under coaching legend Clair Bee, one of college basketball's all-time winningest coaches.

Greenberg began his coaching career as an assistant at Columbia in 1978. He moved to Pittsburgh two years later, where he made two trips to the NCAA Tournament in three years with the Panthers. He spent the 1983-84 season at Virginia, helping the Cavs reach the Final Four before moving on to Miami as an assistant under future Virginia Tech head coach Bill Foster. At Miami, he helped

Head Coach Seth Greenberg



revive a program that had been dormant for a number of years.

Greenberg first went to Long Beach State as associate head coach under Joe Harrington. Greenberg replaced him three years later when Harrington accepted the head coaching position at Colorado. In his six seasons at LBSU, Greenberg led the 49ers to two NCAA Tournament appearances and one NIT appearance. He led LBSU to two Big West Conference championships and one Big West regular-season title. While Greenberg was at LBSU, the 49ers defeated four nationally ranked teams. Greenberg also tutored future NBA players Bryon Russell, Lucious Harris and Juaquin Hawkins.

In the summer of 2004, Greenberg received a lofty honor when he was inducted into the Five Star Basketball Camp's Hall of Fame. The honor, shared by some of the greatest coaches like Rick Pitino and Hubie Brown, was bestowed for the many years that Greenberg has been a part of the nation's top summer basketball camp as an instructor and guest speaker.

Greenberg has always been involved

in charitable organizations and causes. In September of 2009, he was the winning head coach in the inaugural "Chairmen of the Boards" 3-on-3 charity basketball tournament to benefit Tuesday's Children in New York City. This group is the premiere non-profit organization serving the needs of the 9/11 community, providing a wide-range of programming from mentoring, to advocacy for children, to next-step life skills and leadership training for 9/11 families and rescue and recovery workers.

When confronted by the destruction of Hurricane Katrina, Greenberg knew he had to get involved. He served as the chairman of the organizing committee of AllCoachesCare.com, a major on-line sports auction that raised money for Habitat for Humanity and its efforts in helping to rebuild the Gulf Coast area. Working tirelessly, Greenberg helped the group acquire goods and services for the auction and also spent countless hours speaking on television and radio and to media members getting the word out about the auction.

This past season, Greenberg took on a leadership role with "Shots from the

Heart," an event that helped the American Heart Association raise money to fight heart disease. The event featured selected head coaches and assistant coaches in a bracketed free throw shooting contest.

Greenberg and his wife, Karen, are the parents of three daughters: Paige, 22, Ella, 19, and Jacqueline, 16. Paige graduated from Virginia Tech in May 2010 and Ella will be a junior cheerleader for the Hokies in the fall of 2011. Greenberg is active in a number of organizations and causes, including the Great American Teach-in, the American Heart Association, Coaches vs. Cancer and the Boys and Girls Club.

Infiniti Coaches' Charity Challenge

www.ESPN.com/Infiniti

The Greenberg File

COACHING EXPERIENCE

Head Coach,
Virginia Tech, 2003-present
168-118 record (.587)
Head Coach,
University of South Florida, 1996-2003
108-100 record (.519)
Head Coach,
Long Beach State University, 1990-96
105-70 record (.600)
381-288 overall head coaching record (.570)
Associate Head Coach,
Long Beach State University, 1987-90
Assistant Coach, University of Miami, 1984-87
Assistant Coach, University of Virginia, 1983-84
Assistant Coach, University of Pittsburgh, 1980-83
Assistant Coach, Columbia University, 1978-80

POSTSEASON APPEARANCES

NIT — 1992, 2000, 2002, 2005, 2008, 2009, 2010, 2011 (Head Coach) 1988, 1990 (Assistant Coach)
NCAA — 1993, 1995, 2007 (Head Coach)
1981, 1982,
1984 Final Four (Assistant Coach)

PERSONAL

Born - April 18, 1956, Plainview, N.Y.
High School - John F. Kennedy, 1974
College - Fairleigh Dickinson University 1978
Family - Wife: Karen - Daughters: Paige (22), Ella (19) and Jacqueline (16)

EDUCATION

B.A., Broadcast Journalism,
Fairleigh Dickinson University, 1978



Virginia Tech head basketball coach Seth Greenberg, with daughters, Ella, Jacqueline, wife, Karen and daughter, Paige.




The Last Time That...

Tech scored 100 points and won: 103-94, OT vs. Seton Hall, 1-2-10
Tech scored 100 points and lost: 100-104 2OT vs. Maryland, 2-27-10
Tech played in overtime: 76-79, OT vs. Wichita State (NIT), 3-20-11
Tech played in consecutive overtime games: 75-74 at Clemson, 2-8-06 & 77-81 at Virginia, 2-11-06
Tech played 2 OT: 100-104, 2OT vs. Maryland, 2-27-10
Tech played 3 OT: 86-90 at WVU, 2-2-83
Tech scored 100+ points: 102-77, vs. Georgia Tech, 2-13-11
Tech scored 90-99 points: 91-46, vs. Monmouth, 11-14-11
Tech scored 80-89 points: 84-55, vs. North Florida, 12-19-11
Tech scored 70-79 points: 71-50 vs. Eastern Michigan, 12-22-11
Tech scored 60-69 points: 66-65 vs. Boston College, 2-12-12
Tech scored 50-59 points: 59-61 at Boston College, 1-14-12
Tech scored 40-49 points: 47-48 at Florida State, 2-16-12
Tech scored 30-39 points: 33-43 at East Carolina, 1966-67 season
Tech scored 20-29 points: 27-40 at McGuire Gen., 1945-46 season
Tech scored 10-19 points: 16-45 at Virginia, 1938-1939 season
Tech scored less than 10 points: 7-31 at W&L, 1922-1923 season
Tech allowed 100+ points: 100-104, 2OT vs. Maryland, 2-27-10
Tech allowed 90-99 points: 103-94, OT vs. Seton Hall, 1-2-10
Tech allowed 80-89 points: 68-82 vs. North Carolina, 1-19-12
Tech allowed 70-79 points: 60-75 vs. Duke, 2-2-12
Tech allowed 60-69 points: 66-65 vs. Boston College, 2-12-12
Tech allowed 50-59 points: 55-58 at Wake Forest, 1-7-12
Tech allowed 40-49 points: 47-48 at Florida State, 2-16-12
Tech allowed 30-39 points: 99-34, vs. Mount St. Mary's, 1-2-11
Tech allowed 20-29 points: 31-25 vs. Richmond, 2-1-46
Tech allowed 10-19 points: 60-19 vs. Lynchburg College, 1-9-46
Tech allowed less than 10 points: 28-9 vs. Hampden-Sydney, 1-17-23
Largest margin of victory: 83 points vs. Randolph Macon Academy, 87-4, 1-10-11
Largest margin of victory in an ACC game: 29 points vs. Wake Forest, 94-65, 1-15-11
Two Tech players recorded double-doubles in a game: Jeff Allen (18 pts./15 rebs.) and Victor Davila (12 pts./10 rebs.) vs. Duke, 2-26-11
Two Tech players recorded double-doubles in consecutive games: vs. UNC, ACC Tournament, 3-13-09 and vs. Duquesne, NIT, 3-18-09
Tech player had five or more steals: Manny Atkins (5) vs. Mount St. Mary's, 1-2-11
Tech player had 10 or more assists in a game: Malcolm Delaney (10) vs. Baylor, NIT, 3-21-09
Tech player had 20 or more rebounds in a game: Jeff Allen (21) vs. Longwood, 12-14-08
Two Tech players had double figures in rebounds: Victor Davila (10 rebounds) and Jeff Allen (15 rebounds) vs. Duke, 2-26-11
Two Tech players had five or more assists: Dorian Finney-Smith (5) & Tyrone Garland (5) vs. FIU, 11-15-11
Two Tech players scored 20 or more points: Malcolm Delaney (33 points) & Jeff Allen (25 points) vs. Georgia Tech, 2-13-11
Tech player scored 30-39 points in a game: 31, Dorenzo Hudson vs. FIU, 11-15-11
Tech player scored 40-49 points in a game: 41, Dorenzo Hudson vs. Seton Hall, 1-2-10
Tech player scored 50+ points in a game: 51, Bimbo Coles vs. Southern Miss., 2-6-88
Tech defeated a ranked opponent on the road: 80-77 at #12/13 Clemson, 2-25-09
Tech defeated a ranked opponent at home: 64-60 vs. #1 Duke, 2-26-11
Tech player had consecutive double-doubles: Jeff Allen, 2-15-11 & 2-19-11
Tech player had six consecutive double-doubles: Jeff Allen, 1-30-11, 2-2-11, 2-5-11, 2-13-11, 2-15-11 & 2-19-11
Tech player had seven consecutive double-doubles: Jeff Allen, 1-25-11, 1-30-11, 2-2-11, 2-5-11, 2-13-11, 2-15-11 & 2-19-11
Tech held opponent without a double-figure scorer: 65-47 vs. Miami, ACC Tournament, 3-12-09
Tech had five players score in double figures: vs. Campbell, 12-17-11
Tech had six players score in double figures: vs. Wake Forest, 1-15-11
Tech did not make a three-point field goal: at Providence, 2-1-03
Tech's opponent did not make a three-point field goal: at NC State, 2-10-10
Tech did not shoot a free throw in the first half: vs. Purdue, 12-1-10
Tech did not shoot a free throw in the second half: vs. Virginia, 12-5-10
Tech allowed a triple-double: Iman Shumpert (22 pts., 12 rebs., 11 assists), at Georgia Tech, 1-25-11
Tech allowed fewer than 10 points in a half: 9 points, vs. Eastern Michigan, 12-22-11

VICTOR DAVILA

SENIOR • FORWARD • 6-8 • 245
CANOVANAS, P.R. • STARMOUNT (N.C.)

#14



SEASON STATISTICS

Opponent	Min	FG-A-%	3FG-A-%	FT-A-%	O-D-T	A	TO	Blk	Stl	Pts
EAST TENNESSEE ST.	23	3-5-.600	0-0-.000	1-2-.500	2-4-6	3	0	2	0	7
MONMOUTH#	18	2-3-.666	0-0-.000	2-6-.333	0-5-5	0	2	2	0	6
FIU#	26	5-6-.833	0-0-.000	1-4-.250	1-6-7	2	1	3	0	7
vs. 5 Syracuse^	22	3-5-.600	0-0-.000	0-1-.000	2-0-2	0	4	0	0	6
vs. Oklahoma State^	18	1-5-.200	0-0-.000	0-0-.000	3-2-5	1	2	0	1	2
ST. BONAVENTURE	30	5-8-.625	0-0-.000	3-3-1.000	0-2-2	0	2	0	1	13
at Minnesota%	33	4-9-.444	0-0-.000	2-2-1.000	3-4-7	0	2	0	0	10
KANSAS STATE	17	0-2-.000	0-0-.000	1-2-.500	0-1-1	0	0	1	0	1
at Rhode Island	13	0-2-.000	0-0-.000	0-0-.000	0-1-1	0	2	1	1	0
NORFOLK STATE	13	2-5-.400	0-0-.000	2-2-1.000	0-0-0	0	0	0	1	6
CAMPBELL	21	6-9-.667	0-0-.000	3-3-1.000	0-3-3	0	1	0	1	15
NORTH FLORIDA	16	4-6-.667	0-0-.000	0-1-.000	0-2-2	1	2	1	1	8
EASTERN MICHIGAN	25	2-5-.400	0-0-.000	1-3-.333	0-4-4	1	2	0	1	5
at Oklahoma State	22	2-4-.500	0-0-.000	4-5-.800	2-1-3	1	1	1	1	8
at Wake Forest*	28	3-4-.750	0-0-.000	2-4-.500	2-5-7	0	1	0	0	8
FLORIDA STATE*	15	0-3-.000	0-0-.000	0-0-.000	1-0-1	0	0	1	0	0
at Boston College*	28	5-7-.714	0-0-.000	4-5-.800	2-2-4	0	0	1	0	14
8/8 NORTH CAROLINA*	25	1-4-.250	0-0-.000	0-0-.000	1-7-8	0	1	0	0	2
at 15/17 Virginia*	22	1-2-.500	0-0-.000	0-0-.000	2-3-5	1	2	0	0	2
BYU	24	4-5-.800	0-0-.000	4-6-.667	1-3-4	0	1	0	0	12
at Maryland*	29	5-8-.625	0-0-.000	4-4-1.000	3-5-8	2	0	1	1	14
7/5 DUKE*	29	6-8-.750	0-0-.000	4-6-.667	4-3-7	2	2	1	0	16
CLEMSON*	25	2-5-.400	0-0-.000	2-3-.667	2-2-4	0	2	0	0	6
at Miami*	22	3-4-.750	0-0-.000	0-0-.000	2-4-6	1	4	0	0	6
BOSTON COLLEGE*	28	5-6-.833	0-0-.000	0-0-.000	3-1-4	1	2	0	1	10
at 20/21 Florida State*	-- Did Not Play --									
GEORGIA TECH*										
VIRGINIA*										
at Duke*										
at Clemson*										
NC STATE*										

* - ACC games; # - NIT Season Tip-Off (Blacksburg, Va.); ^ - NIT Season Tip-Off (New York, N.Y.); % - Big 10/ACC Challenge

2011-2012 NOTES

Grabbed six rebounds and scored seven points against East Tennessee State in the season opener ... Brought down five boards and put up six points against Monmouth ... Tallied seven points, seven boards and three blocks against FIU ... Scored six points against No. 5 Syracuse ... Grabbed five boards against Oklahoma State ... Scored 13 points, while going 3-for-3 from the line against St. Bonaventure ... Had six points and one steal against Norfolk State ... Neared a career high with 15 points against Campbell ... Scored eight points against North Florida ... Brought down four boards and added five points against Eastern Michigan ... Scored eight points and grabbed three rebounds at Oklahoma State ... Scored eight points and brought down seven boards at Wake Forest ... Dropped 14 points and grabbed four boards at Boston College ... Grabbed eight rebounds against No. 8 North Carolina ... Brought down five rebounds at No. 15 Virginia ... Put up 12 points and grabbed four boards against BYU ... Scored 14 points and grabbed eight rebounds at Maryland ... Matched a career high with 16 points against No. 7 Duke, while also adding seven rebounds ... Scored six points against Clemson ... Went for six points and six rebounds at Miami ... Scored 10 points in the win over Boston College ... Missed the Florida State game due to injury.

SEASON/CAREER GAME HIGHS

POINTS	
Season	16 vs Duke (2/2/12)
Career	16 vs Elon (11/26/08), vs Duke (2/2/12)
ACC	16 vs Duke (2/2/12)

MINUTES PLAYED	
Season	33 at Minnesota (11/30/11)
Career	39, 3x-last vs Duke (2/26/11)
ACC	39, 3x-last vs Duke (2/26/11)

FIELD GOALS MADE	
Season	6 vs Campbell (12/17/11), vs Duke (2/2/12)
Career	7 vs Elon (11/26/08), vs Maryland (2/15/11)
ACC	7 vs Maryland (2/15/11)

FIELD GOAL ATTEMPTS	
Season	9 at Minn. (11/30), vs Campbell (12/17)
Career	13 vs VMI (12/9/09)
ACC	10 vs Duke (2/26/11)

3-PT FIELD GOALS MADE	
Season	N/A
Career	N/A
ACC	N/A

3-PT FIELD GOAL ATTEMPTS	
Season	N/A
Career	1 vs Oklahoma State (11/26/10)
ACC	N/A

FREE THROWS MADE	
Season	4, 4x, last vs Duke (2/2/12)
Career	7 vs Georgia Tech (2/13/11)
ACC	7 vs Georgia Tech (2/13/11)

FREE THROW ATTEMPTS	
Season	6 vs Monmouth (11/14/11), vs Duke (2/2/12)
Career	11 vs Georgia Tech (2/13/11)
ACC	11 vs Georgia Tech (2/13/11)

REBOUNDS	
Season	8 vs UNC(1/19), at Maryland (1/28/12)
Career	13 at NC State (2/2/ 11)
ACC	13 at NC State (2/2/11)

ASSISTS	
Season	3 vs ETSU (11/12/11)
Career	3, 3x, last vs ETSU (11/12/11)
ACC	3 vs Maryland (2/15/11)

BLOCKS	
Season	3 vs FIU (11/15/11)
Career	4 at NC State (2/10/10), at UVa (2/19/11)
ACC	4 at NC State (2/10/10), at UVa (2/19/11)

STEALS	
Season	1, 10x, last vs Boston College (2/12/12)
Career	3 vs UNC(11/21/10)
ACC	2 vs Miami (3/12/10)



CAREER STATISTICS

Year	GP-GS	Min-Avg.	FGM-FGA-Pct.	3FG-FGA-Pct.	FTM-FTA-Pct.	Off.-Def.	Reb-Avg.	A-TO	Blk	Stl	TP-Avg.
08-09	33-10	393-11.9	40-74-.541	0-0-.000	21-39-.538	29-38	67-2.0	5-18	8	2	101-3.1
09-10	34-33	790-23.2	72-151-.477	0-0-.000	35-65-.538	77-67	144-4.2	13-30	26	8	179-5.3
10-11	34-34	1072-31.5	100-175-.571	0-1-.000	52-112-.464	57-115	172-5.1	29-46	41	8	252-7.4
11-12	25-25	572-22.9	74-130-.569	0-0-.000	40-62-.645	36-70	106-4.2	16-36	15	10	188-7.5
Career	126-102	2827-22.4	286-530-.540	0-1-.000	148-278-.532	199-290	489-3.9	63-130	90	28	720-5.7

DORENZO HUDSON

R-SENIOR • GUARD • 6-5 • 220
CHARLOTTE, N.C. • HARGRAVE MIL. ACAD.

#5



SEASON STATISTICS

Opponent	Min	FG-A-%	3FG-A-%	FT-A-%	O-D-T	A	TO	Blk	Stl	Pts
EAST TENNESSEE ST.	37	3-7-.429	1-3-.333	2-3-.667	0-2-2	1	4	0	1	9
MONMOUTH#	24	7-10-.700	0-2-.000	4-6-.666	0-4-4	3	0	0	2	18
FIU#	34	8-13-.615	3-5-.600	12-12-1.000	1-4-5	2	3	0	0	31
vs. 5 Syracuse^	38	3-7-.429	1-3-.333	6-6-1.000	1-1-2	2	3	0	1	13
vs. Oklahoma State^	35	2-13-.154	0-4-.000	3-4-.750	1-2-3	1	3	0	1	7
ST. BONAVENTURE	35	3-10-.300	1-3-.333	1-2-.500	0-3-3	1	1	0	1	8
at Minnesota%	25	0-4-.000	0-1-.000	0-0-.000	3-0-3	1	1	0	1	0
KANSAS STATE	25	3-9-.333	1-5-.200	0-0-.000	1-3-4	0	1	0	0	7
at Rhode Island	22	2-6-.333	0-2-.000	4-4-1.000	1-2-3	4	1	0	0	8
NORFOLK STATE	33	3-10-.300	0-2-.000	1-2-.500	1-1-2	1	1	0	0	7
CAMPBELL	26	5-11-.455	2-4-.500	3-4-.750	0-1-1	3	4	0	1	15
NORTH FLORIDA	27	6-10-.600	1-4-.250	3-3-1.000	2-1-3	1	1	0	0	16
EASTERN MICHIGAN	22	3-9-.333	0-3-.000	2-2-1.000	0-2-2	3	2	0	2	8
at Oklahoma State	34	5-10-.500	2-4-.500	6-6-1.000	2-3-5	0	1	0	0	18
at Wake Forest*	33	4-13-.308	0-5-.000	0-0-.000	1-1-2	3	2	1	1	8
FLORIDA STATE*	29	2-10-.200	0-2-.000	4-4-1.000	1-4-5	1	1	0	1	8
at Boston College*	34	4-9-.444	0-1-.000	5-6-.833	1-2-3	2	7	0	0	13
8/8 NORTH CAROLINA*	24	5-9-.555	4-6-.667	2-2-1.000	1-0-1	0	0	0	1	16
at 15/17 Virginia*	27	5-7-.714	1-1-1.000	1-2-.500	0-1-1	0	2	0	1	12
BYU	27	4-8-.500	2-3-.667	4-4-1.000	0-1-1	1	3	1	1	14
at Maryland*	29	4-12-.333	2-4-.500	4-6-.667	0-3-3	1	2	0	1	14
7/5 DUKE*	27	2-3-.667	0-1-.000	2-2-1.000	1-0-1	0	3	0	1	6
CLEMSON*	22	1-5-.200	0-3-.000	4-4-1.000	1-2-3	2	1	0	0	6
at Miami*	25	3-8-.375	1-2-.500	1-2-.500	0-1-1	5	3	0	1	8
BOSTON COLLEGE*	21	4-11-.364	1-3-.333	2-4-.500	1-0-1	2	0	0	0	11
at 20/21 Florida State*	30	2-12-.167	2-6-.333	1-3-.333	2-2-4	2	1	0	3	7
GEORGIA TECH*										
VIRGINIA*										
at Duke*										
at Clemson*										
NC STATE*										

*- ACC games; # - NIT Season Tip-Off (Blacksburg, Va.); ^- NIT Season Tip-Off (New York, N.Y.); % - Big 10/ACC Challenge

SEASON/CAREER GAME HIGHS

POINTS	
Season	31 vs FIU (11/15/11)
Career	41 vs Seton Hall (1/2/10)
ACC	23 at NC State (2/10/10)

MINUTES PLAYED	
Season	38 vs Syracuse (11/24/11)
Career	45 vs Maryland (2/27/10)
ACC	45 vs Maryland (2/27/10)

FIELD GOALS MADE	
Season	8 vs FIU (11/15/11)
Career	12 vs UConn (3/22/10)
ACC	9 at NC State (2/10/10)

FIELD GOAL ATTEMPTS	
Season	13, 3x, last at Wake Forest (1/7/12)
Career	22 vs Seton Hall (1/2), at UNC (1/10/10)
ACC	22 at North Carolina (1/10/10)

3-PT FIELD GOALS MADE	
Season	4 vs North Carolina (1/19/12)
Career	4 at Miami (1/31/10), vs UNC (1/19/12)
ACC	4 at Miami (1/31/10), vs UNC (1/19/12)

3-PT FIELD GOAL ATTEMPTS	
Season	6 vs UNC (1/19), at FSU (2/16/12)
Career	8 at Miami (1/31/10)
ACC	8 at Miami (1/31/10)

FREE THROWS MADE	
Season	12 vs FIU (11/15/11)
Career	20 vs Seton Hall (1/2/10)
ACC	9 vs Wake Forest (2/16/10)

FREE THROW ATTEMPTS	
Season	12 vs FIU (11/15/11)
Career	21 vs Seton Hall (1/2/10)
ACC	12 vs Wake Forest (2/16/10)

REBOUNDS	
Season	5, 3x, last vs Florida State (1/10/12)
Career	7, 3x, last vs UConn (3/22/10)
ACC	7 vs Wake Forest (2/16/10)

ASSISTS	
Season	5 at Miami (2/9/12)
Career	6 vs Brown (11/15/09)
ACC	5 at Miami (2/9/12)

BLOCKS	
Season	1 at WF (1/7/12), vs BYU (1/25/12)
Career	2 vs UMBC (12/22/09)
ACC	1, 4x, last at Wake Forest (1/7/12)

STEALS	
Season	3 at Florida State (2/16/12)
Career	3 vs Hofstra (12/28/07), at FSU (2/16/12)
ACC	3 at Florida State (2/16/12)



2011-2012 NOTES

Put up nine points and grabbed two rebounds in the season opener against East Tennessee State ... Put up 18 points and grabbed four rebounds against Monmouth ... Dropped 31 points, going 12-for-12 from the line against FIU ... Scored 13 points against No. 5 Syracuse ... Scored seven points against Oklahoma State ... Tallied eight points and three rebounds against St. Bonaventure ... Scored seven points and grabbed four rebounds against Kansas State ... Tallied eight points and four assists at Rhode Island ... Scored seven points and added two rebounds against Norfolk State ... Put up 15 points to go along with three assists against Campbell ... Scored 16 points, also adding three rebounds against North Florida ... Scored eight points, adding three assists and two steals against Eastern Michigan ... Buried 18 points and brought down five rebounds at Oklahoma State ... Tallied eight points and three assists at Wake Forest ... Scored eight points and grabbed five rebounds against Florida State ... Tallied 13 points at Boston College ... Rallied for 16 points in the first half after coming off the bench against No. 8 North Carolina ... Scored 12 points, including the game-winning three at No. 15 Virginia ... Led the team with 14 points, scoring in double figures for the fourth straight game ... Scored 14 points and added three rebounds at Maryland ... Scored eight points and dished out five assists at Miami ... Scored 11 points in the win over Boston College ... Tallied seven points and three steals at No. 20 Florida State.

Year	GP-GS	Min-Avg.	FGM-FGA-Pct.	3FG-FGA-Pct.	FTM-FTA-Pct.	Off-Def.	Reb-Avg.	A-TO	Blk	Stl	TP-Avg.
07-08	26-2	321-12.3	37-104-.356	10-47-.213	6-11-.545	14-23	37-1.4	12-22	2	9	90-3.5
08-09	34-24	702-20.6	55-152-.362	23-69-.333	24-30-.800	15-48	63-1.9	38-36	4	19	157-4.6
09-10	33-33	1155-35.0	174-398-.437	35-120-.292	117-155-.755	33-81	114-3.5	63-57	8	25	500-15.2
10-11	9-8	289-32.1	35-82-.427	4-18-.222	20-28-.714	10-18	28-3.1	13-24	0	8	94-10.4
11-12	26-19	745-28.7	93-236-.394	25-82-.305	77-93-.828	22-46	68-2.6	44-52	3	21	288-11.1
Career	128-86	3212-25.1	394-972-.405	97-336-.289	244-317-.770	94-216	310-2.4	170-191	17	82	1129-8.8

ERICK GREEN

JUNIOR • GUARD • 6-4 • 185
WINCHESTER, VA. • PAUL VI

#11



SEASON STATISTICS

Opponent	Min	FG-A-%	3FG-A-%	FT-A-%	O-D-T	A	TO	Blk	Stl	Pts	
EAST TENNESSEE ST.	--Did Not Play--										
MONMOUTH#	23	3-6-.500	2-2-1.000	3-3-1.000	0-2-2	5	2	1	1	11	
FIU#	25	5-7-.714	2-3-.666	0-0-0.000	2-0-2	0	2	0	0	12	
vs. 5 Syracuse^	36	5-10-.500	4-7-.571	0-0-0.000	0-5-5	2	1	0	3	14	
vs. Oklahoma State^	39	6-12-.500	1-1-1.000	5-7-.714	0-1-1	1	2	0	1	18	
ST. BONAVENTURE	33	5-11-.455	2-5-.400	7-8-.875	0-3-3	4	2	0	2	19	
at Minnesota%	38	9-18-.500	4-8-.500	3-3-1.000	1-3-4	4	0	1	1	25	
KANSAS STATE	36	4-17-.235	0-3-.000	6-8-.167	3-4-7	3	3	0	1	14	
at Rhode Island	33	10-14-.714	2-5-.400	2-3-.667	1-1-2	1	1	0	3	24	
NORFOLK STATE	36	4-10-.400	1-1-1.000	3-3-1.000	0-4-4	1	1	0	3	12	
CAMPBELL	29	3-4-.750	0-1-.000	6-6-1.000	1-1-2	6	1	0	2	12	
NORTH FLORIDA	34	5-8-.625	0-1-.000	2-2-1.000	0-1-1	8	2	0	2	12	
EASTERN MICHIGAN	23	4-6-.667	0-2-.000	4-5-.800	0-3-3	4	3	0	0	12	
at Oklahoma State	37	6-17-.353	1-5-.200	3-3-1.000	2-5-7	3	4	0	1	16	
at Wake Forest*	37	9-18-.500	1-4-.250	0-0-0.000	1-6-7	6	3	1	2	19	
FLORIDA STATE*	36	5-14-.357	1-4-.250	10-10-1.000	0-2-2	0	0	0	0	21	
at Boston College*	-- Did Not Play --										
8/8 NORTH CAROLINA*	34	7-14-.500	3-8-.375	0-0-0.000	1-2-3	5	1	0	3	17	
at 15/17 Virginia*	35	5-11-.455	2-4-.500	3-5-.600	0-2-2	2	0	1	2	15	
BYU	33	5-11-.455	0-4-.000	1-2-.500	1-3-4	1	2	0	0	11	
at Maryland*	38	8-21-.381	2-4-.500	0-0-0.000	1-1-2	4	1	0	1	18	
7/5 DUKE*	36	6-12-.500	1-3-.333	4-4-1.000	0-7-7	1	3	0	1	17	
CLEMSON*	33	3-11-.273	1-3-.333	3-4-.750	1-1-2	2	1	0	2	10	
at Miami*	39	7-17-.412	0-4-.000	3-5-.600	1-4-5	0	2	0	1	17	
BOSTON COLLEGE*	38	4-11-.364	1-2-.500	1-2-.500	0-1-1	2	2	0	2	10	
at 20/21 Florida State*	34	7-15-.467	2-3-.667	2-4-.500	1-3-4	3	2	0	4	18	
GEORGIA TECH*											
VIRGINIA*											
at Duke*											
at Clemson*											
NC STATE*											

*- ACC games; # - NIT Season Tip-Off (Blacksburg, Va.); ^- NIT Season Tip-Off (New York, N.Y.) % - Big 10/ACC Challenge

2011-2012 NOTES

Missed season opener due to an Achilles strain ... Has scored 10-plus points in every games this season ... Scored 11 points and had five assists in 2011-12 debut ... Scored 12 points and added two rebounds against FIU ... Tallied 14 points and grabbed five rebounds against No. 5 Syracuse ... Tallied 18 points against Oklahoma State ... Went 7-of-8 from the line enroute to a 19-point performance against St. Bonaventure ... Set a new career high with 25 points at Minnesota ... Put up 14 points while grabbing a career-best seven boards versus Kansas State ... Dropped a near career-high 24 points off the bench at Rhode Island ... Scored 12 points, adding four boards and three steals against Norfolk State ... Went 6-for-6 from the free throw line en route to a 12-point and six assists effort against Campbell ... Matched his career high with eight assists, while also adding 12 points against North Florida ... Scored 12 points for the fourthstraight game, also contributing four assists ... Dropped 16 points and brought down seven rebounds at Oklahoma State ... Led the team with 19 points, seven boards and six assists in the ACC opener at Wake Forest ... Went 10-for-10 from the line en-route to a 21-point performance against Florida State ... Missed game at Boston College due to a knee injury ... Led the team with 17 points, while adding five assists against No. 8 North Carolina ... Paced the squad with 15 points at No. 15 Virginia ... Scored 11 points and added four assists against BYU ... Led the squad with 18 points, also handing out four assists at Maryland ... Dropped 17 points and matched a career high with seven rebounds against No. 7 Duke ... Scored 10 points against Clemson ... Led the team with 17 points, adding five boards at Miami ... Scored 10 points in the win over Boston College ... Paced the squad with 18 points and four steals at No. 20 Florida State.

SEASON/CAREER GAME HIGHS

POINTS

Season	25 at Minnesota (11/30/11)
Career	25 at Minnesota (11/30/11)
ACC	24 at Maryland (1/20/10)

MINUTES PLAYED

Season	39 vs OSU (11/25/11), at UM (2/9/12)
Career	42 vs SBU (12/23/10), vs WSU (3/20/11)
ACC	40 vs Boston College (3/1/11)

FIELD GOALS MADE

Season	10 at Rhode Island (12/7/11)
Career	12 at Maryland (1/20/10)
ACC	12 at Maryland (1/20/10)

FIELD GOAL ATTEMPTS

Season	21 at Maryland (1/28/12)
Career	21 at Maryland (1/28/12)
ACC	21 at Maryland (1/28/12)

3-PT FIELD GOALS MADE

Season	4 vs #5 Syracuse (11/23), at Minn. (11/30)
Career	4 vs #5 Syracuse (11/23), at Minn. (11/30)
ACC	3 vs Georgia Tech (2/13/11)

3-PT FIELD GOAL ATTEMPTS

Season	8 at Minn. (11/30/11), vs UNC (1/19/12)
Career	8 at Minn. (11/30/11), vs UNC (1/19/12)
ACC	6, 3x last vs Duke (3/12/11)

FREE THROWS MADE

Season	10 vs Florida State (1/10/12)
Career	10 vs Florida State (1/10/12)
ACC	10 vs Florida State (1/10/12)

FREE THROW ATTEMPTS

Season	10 vs Florida State (1/10/12)
Career	10 vs Florida State (1/10/12)
ACC	10 vs Florida State (1/10/12)

REBOUNDS

Season	7, 4x, last vs Duke (2/2/12)
Career	7, 4x, last vs Duke (2/2/12)
ACC	7 at WF(1/7), vs Duke (2/2/12)

ASSISTS

Season	8 vs North Florida (12/19/11)
Career	8, Twice, last vs North Florida (12/19/11)
ACC	6, 3x, last at Wake Forest (1/7/12)

BLOCKS

Season	1, 4x, last at Virginia (1/22/12)
Career	2 vs VMI (12/9/09), at NC State (2/2/11)
ACC	2 at NC State (2/2/11)

STEALS

Season	4 at Florida State (2/16/12)
Career	5 vs UNCG (11/21/10), vs SBU (12/23/10)
ACC	4, 4x-last at Florida State (2/16/12)



CAREER STATISTICS

Year	GP-GS	Min-Avg.	FGM-FGA-Pct.	3FG-FGA-Pct.	FTM-FTA-Pct.	Off-Def.	Reb-Avg.	A-TO	Blk	Stl	TP-Avg.
09-10	34-1	427-12.6	29-99-.293	11-40-.275	19-28-.679	7-24	31-0.9	31-25	7	17	88-2.6
10-11	32-26	988-30.9	132-319-.414	26-105-.248	80-103-.777	19-54	73-2.3	86-38	9	56	370-11.6
11-12	24-23	815-34.0	135-295-.458	33-87-.379	71-87-.816	17-65	82-3.4	68-41	4	38	374-15.6
Career	90-50	2230-24.8	296-713-.415	70-232-.302	170-218-.780	43-143	186-2.1	185-104	20	111	832-9.2

CADARIAN RAINES

R-SOPHOMORE • FORWARD • 6-9 • 238
PETERSBURG, VA. • PETERSBURG

#4



SEASON STATISTICS

Opponent	Min	FG-A-%	3FG-A-%	FT-A-%	O-D-T	A	TO	Blk	Stl	Pts
EAST TENNESSEE ST.	14	0-2-.000	0-0-.000	0-0-.000	0-2-2	0	0	1	0	0
MONMOUTH#	14	2-4-.500	0-0-.000	1-5-.200	3-3-6	2	0	2	2	6
FIU#	13	1-3-.333	0-0-.000	0-0-.000	0-1-1	1	1	0	0	2
vs. 5 Syracuse^	16	1-2-.500	0-0-.000	1-1-1.000	1-0-1	0	0	0	1	3
vs. Oklahoma State ^	12	1-3-.333	0-0-.000	1-2-.500	4-5-9	1	0	3	1	3
ST. BONAVENTURE	8	2-2-1.000	0-0-.000	2-2-1.000	0-4-4	0	1	1	0	6
at Minnesota%	7	0-1-.000	0-0-.000	0-0-.000	1-0-1	0	1	0	1	0
KANSAS STATE	15	3-6-.500	0-0-.000	0-0-.000	3-2-5	0	2	2	1	6
at Rhode Island	25	6-8-.750	0-0-.000	0-0-.000	1-3-4	1	1	0	3	12
NORFOLK STATE	23	5-7-.714	0-0-.000	0-1-.000	6-1-7	2	1	1	0	10
CAMPBELL	17	2-4-.500	0-0-.000	1-2-.500	1-2-3	1	1	0	1	5
NORTH FLORIDA	18	2-6-.333	0-0-.000	0-2-.000	4-7-11	0	1	3	0	4
EASTERN MICHIGAN	16	3-4-.750	0-0-.000	4-4-1.000	2-2-4	1	1	0	0	10
at Oklahoma State	18	2-4-.500	0-0-.000	0-0-.000	2-2-4	0	4	1	0	4
at Wake Forest*	12	0-2-.000	0-0-.000	0-0-.000	1-1-2	0	0	1	1	0
FLORIDA STATE*	18	2-4-.500	0-0-.000	0-0-.000	4-0-4	0	1	1	0	4
at Boston College*	12	3-5-.600	0-0-.000	1-3-.333	2-0-2	0	0	0	1	7
8/8 NORTH CAROLINA*	15	1-2-.500	0-0-.000	0-0-.000	1-1-2	0	0	2	0	2
at 15/17 Virginia*	9	1-4-.250	0-0-.000	0-0-.000	1-1-2	0	0	0	0	2
BYU	16	3-3-1.000	0-0-.000	1-1-1.000	1-3-4	0	1	1	0	7
at Maryland*	16	2-5-.400	0-0-.000	0-0-.000	2-3-5	0	1	0	0	4
7/5 DUKE*	11	2-3-.667	0-0-.000	0-0-.000	1-0-1	0	0	0	0	4
CLEMSON*	15	4-6-.667	0-0-.000	0-0-.000	2-2-4	0	0	1	0	8
at Miami*	18	0-5-.000	0-0-.000	2-2-1.000	1-0-1	1	0	0	1	2
BOSTON COLLEGE*	11	2-5-.400	0-0-.000	0-0-.000	2-2-4	0	1	0	0	4
at 20/21 Florida State*	23	2-3-.667	0-0-.000	0-2-.000	2-4-6	1	0	1	1	4
GEORGIA TECH*										
VIRGINIA*										
at Duke*										
at Clemson*										
NC STATE*										

*- ACC games; # - NIT Season Tip-Off (Blacksburg, Va.); ^ - NIT Season Tip-Off (New York, N.Y.); % - Big 10/ACC Challenge

SEASON/CAREER GAME HIGHS

POINTS	
Season	12 at Rhode Island (12/7/11)
Career	12 at Rhode Island (12/7/11)
ACC	8 vs Clemson (2/4/12)

MINUTES PLAYED	
Season	25 at Rhode Island (12/7/11)
Career	25 at Rhode Island (12/7/11)
ACC	23 at Florida State (2/16/12)

FIELD GOALS MADE	
Season	6 at Rhode Island (12/7/11)
Career	6 at Rhode Island (12/7/11)
ACC	4 vs Clemson (2/4/12)

FIELD GOAL ATTEMPTS	
Season	8 at Rhode Island (12/7/11)
Career	9 vs UMBC (12/22/09)
ACC	6 vs Clemson (2/4/12)

3-PT FIELD GOALS MADE	
Season	N/A
Career	N/A
ACC	N/A

3-PT FIELD GOAL ATTEMPTS	
Season	N/A
Career	N/A
ACC	N/A

FREE THROWS MADE	
Season	4 vs Eastern Michigan (12/22/11)
Career	4 vs Eastern Michigan (12/22/11)
ACC	2 vs Wake Forest (2/16/10)

FREE THROW ATTEMPTS	
Season	5 vs Monmouth (11/14/11)
Career	5, Twice, last vs. Monmouth (11/14/11)
ACC	4 vs Wake Forest (2/16/10)

REBOUNDS	
Season	11 vs North Florida (12/19/11)
Career	11 vs North Florida (12/19/11)
ACC	6 at Florida State (2/16/12)

ASSISTS	
Season	2 vs Monmouth (11/14), Norfolk St. (12/11)
Career	2 vs Monmouth (11/14), Norfolk St. (12/11)
ACC	1 at NC State (2/10/10), at FSU (2/16/12)

BLOCKS	
Season	3 vs OSU (11/25), vs N. Florida (12/19)
Career	5 vs UMBC (12/22/09)
ACC	1, 10x, last at Florida State (2/16/12)

STEALS	
Season	3 at Rhode Island (12/7/11)
Career	3 at Rhode Island (12/7/11)
ACC	1, 6x, last at Florida State (2/16/12)



2011-2012 NOTES

Saw 14 minutes of action in the season opener against East Tennessee State ... Tallied six points and six rebounds against Monmouth ... Scored three points against No. 5 Syracuse ... Brought down a career-high nine rebounds and added a season-best three blocks against Oklahoma State ... Didn't miss a shot as he scored six points and grabbed four rebounds in eight minutes of play against St. Bonaventure ... Matched his then-season best for the third time with six points against Kansas State, also adding five boards ... Scored a career-high 12 points, while adding a career-best three steals on defense at Rhode Island ... Scored 10 points and grabbed seven rebounds against Norfolk State ... Tallied five points and three rebounds against Campbell ... Brought down a career-best 11 rebounds while adding three blocks and four points against North Florida ... Was a perfect 4-for-4 from the free throw line en-route to a 10-point, four-rebound performance against Eastern Michigan ... Grabbed four boards and scored four points at Oklahoma State ... Scored four points and brought down four rebounds against Florida State ... Scored seven points at Boston College ... Scored seven points and grabbed seven rebounds against BYU ... Brought down five rebounds and scored four points in first career start at Maryland ... Scored four points against No. 7 Duke ... Scored eight points and grabbed four rebounds against Clemson ... Scored four points and grabbed four rebounds against Boston College ... Brought down six rebounds and added four points at No. 20 Florida State.


CAREER STATISTICS

Year	GP-GS	Min-Avg.	FGM-FGA-Pct.	3FG-FGA-Pct.	FTM-FTA-Pct.	Off-Def.	Reb-Avg.	A-TO	Blk	Stl	TP-Avg.
09-10	21-0	165-7.9	12-34-.353	0-0-.000	7-14-.500	20-17	37-1.8	3-6	16	4	31-1.5
10-11	4-0	21-5.3	1-4-.250	0-0-.000	0-0-.000	1-1	2-0.5	0-0	1	0	2-0.5
11-12	26-2	392-15.1	52-103-.505	0-0-.000	14-27-.519	48-51	99-3.8	11-18	21	17	118-4.5
Career	51-2	578-11.3	65-141-.461	0-0-.000	21-41-.512	69-69	138-2.7	14-24	38	21	151-3.0

JARELL EDDIE

SOPHOMORE • FORWARD • 6-7 • 209
CHARLOTTE, N.C. • THE CANNON SCHOOL

#31



SEASON STATISTICS

Opponent	Min	FG-A-%	3FG-A-%	FT-A-%	O-D-T	A	TO	Blk	Stl	Pts
EAST TENNESSEE ST.	20	3-7-.429	1-3-.333	1-1-1.000	0-2-2	1	1	1	0	8
MONMOUTH#	18	4-4-1.000	3-3-1.000	2-2-1.000	0-3-3	2	1	0	1	13
FIU#	20	0-3-.000	0-1-.000	0-0-0.000	0-5-5	2	2	0	1	0
vs. 5 Syracuse^	35	6-14-.429	2-6-.333	3-4-.750	0-4-4	5	0	2	0	17
vs. Oklahoma State^	17	0-4-.000	0-3-.000	4-4-1.000	1-6-7	1	1	0	0	4
ST. BONAVENTURE	30	3-5-.600	2-3-.666	3-4-.750	0-4-4	1	1	1	2	11
at Minnesota%	34	1-5-.200	0-2-.000	2-2-1.000	2-1-3	0	3	0	0	4
KANSAS STATE	27	1-5-.200	0-0-.000	2-2-1.000	0-5-5	0	2	0	0	4
at Rhode Island	23	5-6-.833	3-3-1.000	2-2-1.000	1-5-6	2	0	1	1	15
NORFOLK STATE	33	6-9-.667	5-6-.833	7-7-1.000	0-7-7	1	2	0	1	24
CAMPBELL	26	5-7-.714	1-2-.500	0-0-0.000	0-8-8	1	0	0	1	11
NORTH FLORIDA	19	3-6-.500	2-4-.500	0-0-0.000	0-4-4	0	1	1	0	8
EASTERN MICHIGAN	24	2-3-.667	1-2-.500	1-2-.500	1-6-7	1	1	0	1	6
at Oklahoma State	25	4-9-.444	1-2-.500	0-0-0.000	1-6-7	0	0	0	0	9
at Wake Forest*	18	4-7-.571	4-6-.667	0-0-0.000	1-2-3	0	4	1	0	12
FLORIDA STATE*	29	2-7-.286	0-2-.000	4-5-.800	0-3-3	1	1	1	0	8
at Boston College*	34	2-8-.200	2-6-.333	2-2-1.000	2-2-4	0	4	0	2	8
8/8 NORTH CAROLINA*	36	5-12-.417	4-7-.571	1-2-.500	1-5-6	2	1	0	0	15
at 15/17 Virginia*	37	3-8-.375	2-5-.400	0-0-0.000	1-9-10	2	3	0	0	8
BYU	37	4-9-.444	3-7-.429	1-3-.333	1-13-14	5	3	0	1	12
at Maryland*	25	2-4-.500	1-2-.500	6-7-.857	0-3-3	1	2	0	0	11
7/5 DUKE*	32	3-10-.300	0-5-.000	0-0-0.000	0-3-3	1	2	1	0	6
CLEMSON*	35	5-12-.417	2-6-.333	3-3-1.000	1-5-6	3	1	2	0	15
at Miami*	24	2-6-.333	2-4-.500	0-0-0.000	0-7-7	1	2	1	2	6
BOSTON COLLEGE*	16	1-5-.200	1-4-.250	0-0-0.000	0-1-1	0	0	0	0	3
at 20/21 Florida State*	35	3-7-.429	2-5-.400	3-4-.750	1-6-7	0	0	1	0	11
GEORGIA TECH*										
VIRGINIA*										
at Duke*										
at Clemson*										
NC STATE*										

*- ACC games; # - NIT Season Tip-Off (Blacksburg, Va.); ^ - NIT Season Tip-Off (New York, N.Y.); % - Big 10/ACC Challenge

2011-2012 NOTES

Scored eight points in first career start against East Tennessee State ... Didn't miss a shot as he dropped 13 points and went 3-for-3 from three-point range against Monmouth ... Grabbed five rebounds and also had two assists against FIU ... Tallied 17 points and dished out a career-best five assists against No. 5 Syracuse ... Brought down seven boards against Oklahoma State ... Scored 11 points and grabbed four boards against St. Bonaventure ... Brought down five rebounds against Kansas State ... Missed just one shot and went 3-for-3 from 3-point range, while adding six boards at Rhode Island ... Scored a career-high 24 points, while also adding seven rebounds against Norfolk State ... Put up 11 points and eight rebounds against Campbell ... Tallied eight points and four rebounds against North Florida ... Brought down seven boards and scored six points against Eastern Michigan ... Scored nine points and grabbed seven boards at Oklahoma State ... Scored 12 points in the ACC opener at Wake Forest ... Scored eight points against Florida State ... Went for eight points and four rebounds at Boston College ... Went for 15 points and six rebounds against No. 8 North Carolina ... Grabbed 10 boards, while adding eight points at No. 15 Virginia ... Earned first career double-double as he set a new career high for the second straight game with 14 rebounds, while also adding 12 points and five assists against BYU ... Scored 11 points, six of which came from the free throw line, at Maryland ... Scored six points and grabbed three rebounds against No. 7 Duke ... Went for 15 points and six boards against Clemson ... Grabbed seven rebounds and added six points at Miami ... Scored 11 points and grabbed seven rebounds at No. 20 Florida State.

SEASON/CAREER GAME HIGHS

POINTS

Season	24 vs Norfolk State (12/11/11)
Career	24 vs Norfolk State (12/11/11)
ACC	17 at Wake Forest (2/22/11)

MINUTES PLAYED

Season	37 at UVa (1/22), vs BYU (1/25/12)
Career	37 at UVa (1/22), vs BYU (1/25/12)
ACC	37 at Virginia (1/22/12)

FIELD GOALS MADE

Season	6 vs Syracuse (11/23), NSU (12/11)
Career	6, 3x, last vs Norfolk State (12/11/11)
ACC	6 at Wake Forest (2/22/11)

FIELD GOAL ATTEMPTS

Season	14 vs Syracuse (11/23/11)
Career	14 vs Syracuse (11/23/11)
ACC	12 vs UNC (1/19), vs Clemson (2/4/12)

3-PT FIELD GOALS MADE

Season	5 vs Norfolk State (12/11/11)
Career	5 vs Norfolk State (12/11/11)
ACC	4 at WF (1/7/12), vs UNC (1/19/12)

3-PT FIELD GOAL ATTEMPTS

Season	7 vs UNC (1/19), vs BYU (1/25/12)
Career	7 vs UNC (1/19), vs BYU (1/25/12)
ACC	7 vs North Carolina (1/19/12)

FREE THROWS MADE

Season	7 vs Norfolk State (12/11/11)
Career	7 vs Norfolk State (12/11/11)
ACC	4 vs Wake Forest (1/15/11)

FREE THROW ATTEMPTS

Season	7 vs NSU (12/11/11), at Md (1/28/12)
Career	7 vs NSU (12/11/11), at Md (1/28/12)
ACC	7 at Maryland (1/28/12)

REBOUNDS

Season	14 vs BYU (1/25/12)
Career	14 vs BYU (1/25/12)
ACC	10 at Virginia (1/22/12)

ASSISTS

Season	5 vs Syracuse (11/23/11), vs BYU (1/25/12)
Career	5 vs Syracuse (11/23/11), vs BYU (1/25/12)
ACC	3 vs Clemson (2/4/12)

BLOCKS

Season	2 vs SU (11/23/11), vs Clemson (2/4/12)
Career	3 at Kansas State (11/16/10)
ACC	2 vs Clemson (2/4/12)

STEALS

Season	2 vs SBU (11/27/11), at BC (1/14/12)
Career	2 vs SBU (11/27/11), at BC (1/14/12)
ACC	2 at Boston College (1/14/12)




CAREER STATISTICS

Year	GP-GS	Min-Avg.	FGM-FGA-Pct.	3FG-FGA-Pct.	FTM-FTA-Pct.	Off-Def.	Reb-Avg.	A-TO	Blk	Stl	TP-Avg.
10-11	27-0	295-10.9	25-68-.368	7-32-.819	22-32-.688	18-41	59-2.2	13-17	9	4	79-2.9
11-12	26-25	709-27.3	79-182-.434	44-99-.444	47-56-.839	14-125	139-5.3	33-38	13	13	249-9.6
Career	53-25	1004-18.9	104-250-.416	51-131-.389	69-88-.784	32-166	198-3.7	46-55	22	17	328-6.2

ROBERT BROWN

FRESHMAN • GUARD • 6-5 • 190
CLERMONT, FLA. • HARGRAVE MIL. ACAD.

#1



SEASON STATISTICS

Opponent	Min	FG-A-%	3FG-A-%	FT-A-%	O-D-T	A	TO	Blk	Stl	Pts
EAST TENNESSEE ST.	26	3-7-.429	3-7-.429	3-4-.750	0-3-3	0	0	1	1	12
MONMOUTH#	30	5-11-.454	3-6-.500	6-6-1.000	0-1-1	3	3	0	1	19
FIU#	21	1-6-.167	0-4-.000	0-0-.000	0-2-2	3	3	1	0	2
vs. 5 Syracuse^	17	1-4-.250	1-2-.500	0-0-.000	0-1-1	3	2	0	0	3
vs. Oklahoma State^	24	3-7-.429	1-3-.333	1-4-.250	0-1-1	1	1	0	2	8
ST. BONAVENTURE	14	1-2-.500	1-1-1.000	2-2-1.000	1-1-2	4	1	1	0	5
at Minnesota%	25	5-10-.500	3-3-1.000	0-0-.000	0-1-1	3	2	0	2	13
KANSAS STATE	31	6-17-.353	2-10-.200	1-2-.500	1-2-3	1	1	1	2	15
at Rhode Island	19	1-5-.200	0-3-.000	0-0-.000	0-1-1	3	1	0	1	2
NORFOLK STATE	14	1-5-.200	1-4-.250	2-2-1.000	1-4-5	1	0	1	0	5
CAMPBELL	16	1-3-.333	0-1-.000	3-4-.750	0-1-1	3	0	1	0	5
NORTH FLORIDA	22	6-10-.600	2-4-.500	0-0-.000	1-2-3	1	1	0	2	14
EASTERN MICHIGAN	17	3-6-.500	3-6-.500	0-0-.000	0-0-0	0	0	0	0	9
at Oklahoma State	19	4-9-.444	0-3-.000	0-1-.000	1-3-4	1	1	0	0	8
at Wake Forest*	23	2-6-.333	1-5-.200	1-2-.500	0-0-0	1	0	0	1	6
FLORIDA STATE*	14	0-3-.000	0-2-.000	0-0-.000	1-0-1	0	4	0	1	0
at Boston College*	19	2-5-.400	2-3-.667	1-2-.500	0-0-0	0	2	0	1	7
8/8 NORTH CAROLINA*	32	5-15-.333	2-7-.286	0-0-.000	1-0-1	3	2	0	1	12
at 15/17 Virginia*	33	2-7-.286	0-3-.000	0-0-.000	0-1-1	5	3	1	2	4
BYU	35	3-9-.333	0-3-.000	2-5-.500	1-3-4	5	3	0	0	8
at Maryland*	24	2-6-.667	1-4-.250	0-0-.000	0-3-3	3	3	1	0	5
7/5 DUKE*	22	1-6-.167	1-1-1.000	0-0-.000	0-0-0	1	0	0	1	3
CLEMSON*	10	1-3-.333	0-2-.000	0-0-.000	0-1-1	3	0	0	0	2
at Miami*	13	1-5-.200	1-2-.5000	0-0-.000	0-3-3	1	1	1	1	3
BOSTON COLLEGE*	30	3-6-.500	2-3-.667	0-0-.000	1-5-6	2	1	1	1	8
at 20/21 Florida State*	30	1-6-.167	0-2-.000	0-2-.000	2-1-3	1	0	0	0	2
GEORGIA TECH*										
VIRGINIA*										
at Duke*										
at Clemson*										
NC STATE*										

*- ACC games; # - NIT Season Tip-Off (Blacksburg, Va.); ^- NIT Season Tip-Off (New York, N.Y.); % - Big 10/ACC Challenge

2011-2012 NOTES

Scored 12 points off the bench in debut against East Tennessee State ... Went 6-for-6 from the free throw line and led the team with 19 points off the bench ... Dished out three assists against FIU ... Contributed eight points and two steals against Oklahoma State ... Tallied five points, and four assists against St. Bonaventure ... Went 3-for-3 from 3-point range to score 13 points, while adding three assists at Minnesota ... Scored 15 points and grabbed three rebounds against Kansas State ... Tallied five points and five rebounds against Norfolk State ... Posted five points and three assists against Campbell ... Dropped 14 points and added three rebounds against North Florida ... Scored nine points against Eastern Michigan ... Scored eight points and grabbed four rebounds at Oklahoma State ... Scored six points at Wake Forest ... Scored seven points at Boston College ... Put up 12 points in first career start against No. 8 North Carolina ... Dished out five assists and added four points at No. 15 Virginia ... Put up right points, five assists and grabbed four rebounds against BYU ... Scored five points and dished out three assists at Maryland ... Scored eight points and grabbed six rebounds against Boston College.

SEASON/CAREER GAME HIGHS

POINTS	
Season	19 vs Monmouth (11/14/11)
Career	19 vs Monmouth (11/14/11)
ACC	12 vs North Carolina (1/19/12)

MINUTES PLAYED	
Season	35 vs BYU (1/25/12)
Career	35 vs BYU (1/25/12)
ACC	33 at Virginia (1/22/12)

FIELD GOALS MADE	
Season	6 vs K-State (12/4), vs N. Florida (12/19)
Career	6 vs K-State (12/4), vs N. Florida (12/19)
ACC	5 vs North Carolina (1/19/12)

FIELD GOAL ATTEMPTS	
Season	17 vs Kansas State (12/4/11)
Career	17 vs Kansas State (12/4/11)
ACC	15 vs North Carolina (1/19/12)

3-PT FIELD GOALS MADE	
Season	3, 4x, last vs Eastern Michigan (12/22/11)
Career	3, 4x, last vs Eastern Michigan (12/22/11)
ACC	2, 3x, last vs Boston College (2/12/12)

3-PT FIELD GOAL ATTEMPTS	
Season	10 vs Kansas State (12/4/11)
Career	10 vs Kansas State (12/4/11)
ACC	7 vs North Carolina (1/19/12)

FREE THROWS MADE	
Season	6 vs Monmouth (11/14/11)
Career	6 vs Monmouth (11/14/11)
ACC	1 at WF (1/7/12), at BC (1/14/12)

FREE THROW ATTEMPTS	
Season	6 vs Monmouth (11/14/11)
Career	6 vs Monmouth (11/14/11)
ACC	2 at WF (1/7/12), at BC (1/14/12)

REBOUNDS	
Season	6 vs Boston College (2/12/12)
Career	6 vs Boston College (2/12/12)
ACC	6 vs Boston College (2/12/12)

ASSISTS	
Season	5 at UVa (1/22), vs BYU (1/25/12)
Career	5 at UVa (1/22), vs BYU (1/25/12)
ACC	5 at Virginia (1/22/12)

BLOCKS	
Season	1, 9x, last vs Boston College (2/12/12)
Career	1, 9x, last vs Boston College (2/12/12)
ACC	1, 3x, last vs Boston College (2/12/12)

STEALS	
Season	2, 5x, last at Virginia (1/22/12)
Career	2, 5x, last at Virginia (1/22/12)
ACC	2 at Virginia (1/22/12)



CAREER STATISTICS

Year	GP-GS	Min-Avg.	FGM-FGA-Pct.	3FG-FGA-Pct.	FTM-FTA-Pct.	Off.-Def.	Reb-Avg.	A-TO	Blk	Stl	TP-Avg.
11-12	26-4	580-22.3	64-179-.358	30-94-.319	22-36-.611	11-40	51-2.0	52-35	10	20	180-6.9

DORIAN FINNEY-SMITH

FRESHMAN • FORWARD • 6-8 • 192
PORTSMOUTH, VA. • I.C. NORCOM

#15



SEASON STATISTICS

Opponent	Min	FG-A-%	3FG-A-%	FT-A-%	O-D-T	A	TO	Blk	Stl	Pts
EAST TENNESSEE ST.	36	2-7-.286	0-2-.000	6-8-.750	4-12-16	5	2	4	0	10
MONMOUTH#	22	0-2-.000	0-0-.000	1-4-.250	2-5-7	3	3	0	0	1
FIU#	34	5-10-.500	2-4-.500	2-2-1.000	3-7-10	5	1	0	2	14
vs. 5 Syracuse^	28	1-3-.333	0-1-.000	0-0-.000	2-5-7	3	4	1	0	2
vs. Oklahoma State^	38	2-8-.250	2-4-.500	4-8-.500	8-6-14	1	2	0	0	10
ST. BONAVENTURE	35	4-7-.571	1-2-.500	2-4-.500	5-3-8	3	1	2	0	11
at Minnesota%	32	1-5-.200	1-3-.333	0-0-.000	1-5-6	1	1	1	1	3
KANSAS STATE	25	3-7-.429	0-0-.000	0-1-.000	2-5-7	1	1	0	1	6
at Rhode Island	35	4-11-.364	2-3-.667	1-2-.500	2-4-6	3	4	3	0	11
NORFOLK STATE	33	3-9-.333	0-2-.000	0-1-.000	3-2-5	2	3	1	0	6
CAMPBELL	30	2-6-.333	2-3-.667	4-6-.667	1-3-4	2	1	1	0	10
NORTH FLORIDA	28	3-5-.600	2-2-1.000	6-6-1.000	4-3-7	4	2	0	2	14
EASTERN MICHIGAN	31	1-6-.167	0-2-.000	4-6-.667	4-4-8	4	2	1	2	6
at Oklahoma State	28	1-5-.200	0-2-.000	0-0-.000	5-5-10	1	4	0	1	2
at Wake Forest*	33	0-1-.000	0-0-.000	0-0-.000	1-6-7	0	0	0	2	0
FLORIDA STATE*	36	4-9.444	1-2-.500	0-0-.000	2-8-10	3	3	0	1	9
at Boston College*	30	0-4-.000	0-2-.000	0-0-.000	0-8-8	1	1	1	1	0
8/8 NORTH CAROLINA*	12	0-5-.000	0-3-.000	2-2-1.000	1-0-1	0	2	0	1	2
at 15/17 Virginia*	17	0-1-.000	0-0-.000	0-0-.000	0-1-1	0	2	0	0	0
BYU	18	0-8-.000	0-1-.000	0-0-.000	2-2-4	1	1	0	1	0
at Maryland*	17	0-3-.000	0-2-.000	1-2-.500	1-4-5	1	1	0	0	1
7/5 DUKE*	17	0-4-.000	0-1-.000	0-0-.000	1-1-2	0	2	2	0	0
CLEMSON*	35	5-8-.625	2-3-.667	0-0-.000	3-5-8	1	1	1	1	12
at Miami*	32	2-6-.667	0-1-.000	0-0-.000	2-6-8	1	2	1	0	4
BOSTON COLLEGE*	32	7-10-.700	1-2-.500	2-3-.667	7-1-8	2	2	1	1	17
at 20/21 Florida State*	30	2-6-.333	0-2-.000	1-1-1.000	1-3-4	1	4	1	1	5
GEORGIA TECH*										
VIRGINIA*										
at Duke*										
at Clemson*										
NC STATE*										

*- ACC games; # - NIT Season Tip-Off (Blacksburg, Va.); ^- NIT Season Tip-Off (New York, N.Y.); % - Big 10/ACC Challenge

SEASON/CAREER GAME HIGHS

POINTS

Season	17 vs Boston College (2/12/12)
Career	17 vs Boston College (2/12/12)
ACC	17 vs Boston College (2/12/12)

MINUTES PLAYED

Season	38 vs Oklahoma State (11/25/11)
Career	38 vs Oklahoma State (11/25/11)
ACC	36 vs Florida State (1/10/12)

FIELD GOALS MADE

Season	7 vs Boston College (2/12/12)
Career	7 vs Boston College (2/12/12)
ACC	7 vs Boston College (2/12/12)

FIELD GOAL ATTEMPTS

Season	11 at Rhode Island (12/7/11)
Career	11 at Rhode Island (12/7/11)
ACC	10 vs Boston College (2/12/12)

3-PT FIELD GOALS MADE

Season	2, 6x, last vs Clemson (2/4/12)
Career	2, 6x, last vs Clemson (2/4/12)
ACC	2 vs Clemson (2/4/12)

3-PT FIELD GOAL ATTEMPTS

Season	4 vs FIU (11/15), vs OSU (11/25)
Career	4 vs FIU (11/15), vs OSU (11/25)
ACC	3 vs UNC (1/19), vs CU (2/4/12)

FREE THROWS MADE

Season	6 vs ETSU (11/12), vs N. Florida (12/19)
Career	6 vs ETSU (11/12), vs N. Florida (12/19)
ACC	2 vs UNC (1/19), vs BC (2/12/12)

FREE THROW ATTEMPTS

Season	8 vs ETSU (11/12), vs OSU (11/25)
Career	8 vs ETSU (11/12), vs OSU (11/25)
ACC	3 vs Boston College (2/12/12)

REBOUNDS

Season	16 vs ETSU (11/12/11)
Career	16 vs ETSU (11/12/11)
ACC	10 vs Florida State (1/10/12)

ASSISTS

Season	5 vs ETSU (11/12), vs FIU (11/15)
Career	5 vs ETSU (11/12), vs FIU (11/15)
ACC	3 vs Florida State (1/10/12)

BLOCKS

Season	4 vs ETSU (11/12/11)
Career	4 vs ETSU (11/12/11)
ACC	2 vs Duke (2/2/12)

STEALS

Season	2, 4x, last at Wake Forest (1/7/12)
Career	2, 4x, at Wake Forest (1/7/12)
ACC	2 at Wake Forest (1/7/12)



2011-2012 NOTES

Grabbed 16 boards and scored 10 points to become the first freshman to tally a double-double in his debut since Jeff Allen did so in 2007 ... Brought down seven boards against Monmouth ... Posted second career double-double with 14 points and 10 rebounds against FIU ... Earned third career double-double, scoring 10 points and grabbing 14 rebounds against Oklahoma State ... Put up 11 points and added eight boards and three assists against St. Bonaventure ... Grabbed six boards at Minnesota ... Tallied six points and seven rebounds against Kansas State ... Scored 11 points and added six boards at Rhode Island ... Added six points and five rebounds for the Hokies against Norfolk State ... Scored ten points and added four rebounds against Campbell ... Went 6-for-6 from the free throw line en route to a 14-point, seven-rebound performance against North Florida ... Brought down eight boards and added six points against Eastern Michigan ... Grabbed 10 rebounds at Oklahoma State ... Brought down seven rebounds in the ACC opener at Wake Forest ... Nearing a double-double with 10 rebounds and nine points against Florida State ... Grabbed eight rebounds at Boston College ... Brought down five rebounds at Maryland ... Bounced back with a 12-point, eight-rebound game against Clemson ... Grabbed eight rebounds at Miami ... Tipped in the game-winning basket as part of a 17-point, eight-rebound performance against Boston College.

CAREER STATISTICS

Year	GP-GS	Min-Avg.	FGM-FGA-Pct.	3FG-FGA-Pct.	FTM-FTA-Pct.	Off-Def.	Reb-Avg.	A-TO	Blk	Stl	TP-Avg.
11-12	26-24	744-28.6	52-156-.333	16-49-.327	36-56-.643	67-114	181-7.0	49-52	21	18	156-6.0

C.J. BARKSDALE

FRESHMAN • FORWARD • 6-8 • 232
DANVILLE, VA. • HARGRAVE MIL. ACAD.

#42



SEASON STATISTICS

Opponent	Min	FG-A-%	3FG-A-%	FT-A-%	O-D-T	A	TO	Blk	Stl	Pts	
EAST TENNESSEE ST.	18	2-6-.333	0-0-.000	1-4-.250	3-4-7	0	0	0	0	5	
MONMOUTH#	20	0-1-.000	0-0-.000	0-0-.000	2-4-6	0	0	0	0	0	
FIU#	8	1-1-1.000	0-0-.000	0-0-.000	0-0-0	0	1	1	0	2	
vs. 5 Syracuse^	1	0-0-.000	0-0-.000	0-0-.000	1-0-1	0	1	0	0	0	
vs. Oklahoma State^	9	1-1-1.000	0-0-.000	1-1-1.000	1-0-1	0	0	1	0	3	
ST. BONAVENTURE	8	0-1-.000	0-0-.000	0-0-.000	0-2-2	0	0	1	0	0	
at Minnesota%	3	0-0-.000	0-0-.000	0-0-.000	0-0-0	0	0	0	0	0	
KANSAS STATE	17	1-1-1.000	0-0-.000	4-4-1.000	2-2-4	0	2	1	1	6	
at Rhode Island	17	2-3-.667	0-0-.000	2-2-1.000	3-4-7	2	2	0	0	6	
NORFOLK STATE	8	1-2-.500	0-0-.000	1-2-.500	2-1-3	0	0	0	0	3	
CAMPBELL	15	3-3-1.000	0-0-.000	2-2-1.000	1-1-2	0	0	1	0	8	
NORTH FLORIDA	16	3-3-1.000	0-0-.000	2-2-1.000	0-2-2	0	2	0	2	8	
EASTERN MICHIGAN	18	3-7-.429	0-0-.000	0-0-.000	6-4-10	2	1	0	1	6	
at Oklahoma State	12	0-1-.000	0-0-.000	2-2-1.000	1-2-3	0	0	0	0	2	
at Wake Forest*	7	0-1-.000	0-0-.000	0-0-.000	0-1-1	0	0	0	0	0	
FLORIDA STATE*	18	2-8-.250	0-0-.000	3-4-.750	3-0-3	1	0	0	2	7	
at Boston College*	20	1-1-1.000	0-0-.000	4-6-.667	1-3-4	0	0	0	1	6	
8/8 NORTH CAROLINA*	10	0-3-.000	0-0-.000	0-0-.000	1-0-1	1	0	0	0	0	
at 15/17 Virginia*	12	1-1-1.000	0-0-.000	0-0-.000	0-2-2	0	0	0	0	2	
BYU	10	1-3-.333	0-0-.000	2-2-1.000	2-1-3	1	1	0	0	4	
at Maryland*	11	0-1-.000	0-0-.000	0-0-.000	1-0-1	0	0	0	0	0	
7/5 DUKE*	6	0-0-.000	0-0-.000	0-0-.000	1-2-3	0	0	0	0	0	
CLEMSON*	7	0-2-.000	0-0-.000	0-0-.000	0-1-1	0	0	0	0	0	
at Miami*	6	0-0-.000	0-0-.000	0-0-.000	2-0-2	0	0	0	0	0	
BOSTON COLLEGE*	12	1-4-.250	0-0-.000	1-1-1.000	2-1-3	1	0	0	0	3	
at 20/21 Florida State*	-- Did Not Play --										
GEORGIA TECH*											
VIRGINIA*											
at Duke*											
at Clemson*											
NC STATE*											

* - ACC games; # - NIT Season Tip-Off (Blacksburg, Va.); ^ - NIT Season Tip-Off (New York, N.Y.); % - Big 10/ACC Challenge

2011-2012 NOTES

Scored five points and grabbed seven boards in the season opener versus East Tennessee State ... Brought down six boards against Monmouth ... Scored three points in nine minutes of action against Oklahoma State ... Didn't miss a shot, going 4-for-4 from the free throw line to score six points, while also adding four rebounds ... Tallied three points and three rebounds against Norfolk State ... Scored eight points, never missing a shot, against Campbell ... Did not miss a shot for the second straight game, matching his season-best with eight points against North Florida ... Grabbed a career-high 10 boards and added six points against Eastern Michigan ... Grabbed three rebounds and scored two points at Oklahoma State ... Scored seven points and brought down three rebounds against Florida State ... Scored six points and grabbed four boards at Boston College ... Grabbed three rebounds and scored four points against BYU ... Brought down three rebounds against No. 7 Duke ... Missed the game at No. 20 Florida State after suffering an injury against Boston College.

SEASON/CAREER GAME HIGHS

POINTS

Season 8 vs Campbell (12/17), vs N. Florida (12/19)
Career 8 vs Campbell (12/17), vs N. Florida (12/19)
ACC 7 vs Florida State (1/10/12)

MINUTES PLAYED

Season 20 vs Monmouth (11/14), at BC (1/14/12)
Career 20 vs Monmouth (11/14), at BC (1/14/12)
ACC 20 at Boston College (1/14/12)

FIELD GOALS MADE

Season 3, 3x, last vs Eastern Michigan (12/22/11)
Career 3, 3x, last vs Eastern Michigan (12/22/11)
ACC 2 vs Florida State (1/10/12)

FIELD GOAL ATTEMPTS

Season 8 vs Florida State (1/10/12)
Career 8 vs Florida State (1/10/12)
ACC 8 vs Florida State (1/10/12)

3-PT FIELD GOALS MADE

Season N/A
Career N/A
ACC N/A

3-PT FIELD GOAL ATTEMPTS

Season N/A
Career N/A
ACC N/A

FREE THROWS MADE

Season 4 vs KSU (12/4/11), at BC (1/14/12)
Career 4 vs KSU (12/4/11), at BC (1/14/12)
ACC 4 at Boston College (1/14/12)

FREE THROW ATTEMPTS

Season 6 at Boston College (1/14/12)
Career 6 at Boston College (1/14/12)
ACC 6 at Boston College (1/14/12)

REBOUNDS

Season 10 vs Eastern Michigan (12/22/11)
Career 10 vs Eastern Michigan (12/22/11)
ACC 4 at Boston College (1/14/12)

ASSISTS

Season 2 at URI (12/7), vs EMU (12/22)
Career 2 at URI (12/7), vs EMU (12/22)
ACC 1, 3x, last vs Boston College (2/12/12)

BLOCKS

Season 1, 5x, last vs Campbell (12/17/11)
Career 1, 5x, last vs Campbell (12/17/11)
ACC N/A

STEALS

Season 2 vs N. Florida (12/19/11), FSU (1/10/12)
Career 2 vs N. Florida (12/19/11), FSU (1/10/12)
ACC 2 vs Florida State (1/10/12)



CAREER STATISTICS

Year	GP-GS	Min-Avg.	FGM-FGA-Pct.	3FG-FGA-Pct.	FTM-FTA-Pct.	Off.-Def.	Reb-Avg.	A-TO	Blk	Stl	TP-Avg.
11-12	25-1	289-11.6	23-54-.426	0-0-.000	25-32-.781	35-37	72-2.9	9-10	5	7	71-2.8

MARQUIS RANKIN

FRESHMAN • GUARD • 6-1 • 165
CHARLOTTE, N.C. • HARGRAVE MIL. ACAD.

#10



SEASON STATISTICS

Opponent	Min	FG-A-%	3FG-A-%	FT-A-%	O-D-T	A	TO	Blk	Stl	Pts
EAST TENNESSEE ST.	--Did Not Play --									
MONMOUTH#	--Did Not Play --									
FIU#	--Did Not Play --									
vs. 5 Syracuse^	--Did Not Play --									
vs. Oklahoma State^	--Did Not Play --									
ST. BONAVENTURE	--Did Not Play --									
at Minnesota%	--Did Not Play --									
KANSAS STATE	7	1-1-1.000	0-0-0.000	0-2-0.000	1-0-1	1	1	0	0	2
at Rhode Island	12	0-0-0.000	0-0-0.000	0-0-0.000	0-0-0	1	1	0	0	0
NORFOLK STATE	7	0-2-0.000	0-0-0.000	0-0-0.000	1-0-1	2	1	0	0	0
CAMPBELL	14	2-4-500	0-1-0.000	0-0-0.000	0-0-0	1	0	0	1	4
NORTH FLORIDA	16	0-3-0.000	0-1-0.000	0-0-0.000	0-2-2	4	0	0	2	0
EASTERN MICHIGAN	18	2-3-667	2-3-667	0-0-0.000	0-0-0	1	2	1	0	6
at Oklahoma State	5	0-0-0.000	0-0-0.000	0-0-0.000	0-0-0	0	0	0	0	0
at Wake Forest*	9	1-6-167	0-2-0.000	0-0-0.000	1-0-1	0	0	0	0	2
FLORIDA STATE*	5	1-1-1.000	0-0-0.000	0-1-0.000	0-0-0	0	2	1	0	2
at Boston College*	23	0-8-0.000	0-2-0.000	4-4-1.000	0-4-4	3	3	0	1	4
8/8 NORTH CAROLINA*	12	1-4-250	0-0-0.000	0-0-0.000	0-2-2	3	0	1	0	2
at 15/17 Virginia*	8	1-1-1.000	0-0-0.000	0-0-0.000	0-1-1	0	1	0	0	2
BYU	-- Did Not Play --									
at Maryland*	11	1-1-1.000	0-0-0.000	0-1-0.000	1-0-1	2	0	0	1	2
7/5 DUKE*	20	3-6-500	1-2-500	1-2-500	0-2-2	0	1	0	0	8
CLEMSON*	18	3-6-500	1-3-333	1-1-1.000	1-0-1	1	2	0	1	8
at Miami*	21	1-3-333	1-2-500	0-0-0.000	1-3-4	0	1	0	0	3
BOSTON COLLEGE*	12	0-2-0.000	0-1-0.000	0-0-0.000	0-2-2	1	2	0	0	0
at 20/21 Florida State*	18	0-3-0.000	0-0-0.000	0-0-0.000	0-1-1	1	0	0	0	0
GEORGIA TECH*										
VIRGINIA*										
at Duke*										
at Clemson*										
NC STATE*										

*- ACC games; # - NIT Season Tip-Off (Blacksburg, Va.); ^- NIT Season Tip-Off (New York, N.Y.); % - Big 10/ACC Challenge

2011-2012 NOTES

Made collegiate debut against Kansas State after missing the first seven games recovering from knee surgery ... Scored two points and added an assist and a rebound against Kansas State ... Grabbed one rebound and added two assists against Norfolk State ... Scored four points, adding an assist and a steal against Campbell ... Dished out four assists and added two steals against North Florida ... Scored six points against Eastern Michigan ... Scored two points in his first ACC action at Wake Forest ... Scored two points against Florida State ... Grabbed four boards and scored four points at Boston College ... Scored eight points against No. 7 Duke ... Contributed eight points in the win over Clemson.

SEASON/CAREER GAME HIGHS

POINTS

Season	8 vs Duke (2/2), vs Clemson (2/4/12)
Career	8 vs Duke (2/2), vs Clemson (2/4/12)
ACC	8 vs Duke (2/2), vs Clemson (2/4/12)

MINUTES PLAYED

Season	23 at Boston College (1/14/12)
Career	23 at Boston College (1/14/12)
ACC	23 at Boston College (1/14/12)

FIELD GOALS MADE

Season	3 vs Duke (2/2), vs Clemson (2/4/12)
Career	3 vs Duke (2/2), vs Clemson (2/4/12)
ACC	3 vs Duke (2/2), vs Clemson (2/4/12)

FIELD GOAL ATTEMPTS

Season	8 at Boston College (1/14/12)
Career	8 at Boston College (1/14/12)
ACC	8 at Boston College (1/14/12)

3-PT FIELD GOALS MADE

Season	2 vs Eastern Michigan (12/22/11)
Career	2 vs Eastern Michigan (12/22/11)
ACC	1, 3x, last at Miami (2/9/12)

3-PT FIELD GOAL ATTEMPTS

Season	3 vs EMU (12/22/11), vs CU (2/4/12)
Career	3 vs EMU (12/22/11), vs CU (2/4/12)
ACC	3 vs Clemson (2/4/12)

FREE THROWS MADE

Season	4 at Boston College (1/14/12)
Career	4 at Boston College (1/14/12)
ACC	4 at Boston College (1/14/12)

FREE THROW ATTEMPTS

Season	4 at Boston College (1/14/12)
Career	4 at Boston College (1/14/12)
ACC	4 at Boston College (1/14/12)

REBOUNDS

Season	4 at BC (1/14), at Miami (2/9/12)
Career	4 at BC (1/14), at Miami (2/9/12)
ACC	4 at BC (1/14), at Miami (2/9/12)

ASSISTS

Season	4 vs North Florida (12/19/11)
Career	4 vs North Florida (12/19/11)
ACC	3 at BC (1/14/12), vs UNC (1/19/12)

BLOCKS

Season	1 vs EMU (12/22/11), FSU (1/10/12)
Career	1 vs EMU (12/22/11), FSU (1/10/12)
ACC	1 vs Florida State (1/10/12)

STEALS

Season	2 vs North Florida (12/19/11)
Career	2 vs North Florida (12/19/11)
ACC	1, 3x, last vs Clemson (2/4/12)



CAREER STATISTICS

Year	GP-GS	Min-Avg.	FGM-FGA-Pct.	3FG-FGA-Pct.	FTM-FTA-Pct.	Off.-Def.	Reb-Avg.	A-TO	Blk	Stl	TP-Avg.
11-12	18-6	236-13.1	17-54-.315	5-17-.294	6-11-.545	6-17	23-1.3	21-17	3	6	45-2.5

JOEY RACER

SENIOR • GUARD • 6-1 • 165
BERRYVILLE, VA. • CLARKE COUNTY

#24



SEASON STATISTICS

Opponent	Min	FG-A-%	3FG-A-%	FT-A-%	O-D-T	A	TO	Blk	Stl	Pts
MONMOUTH#	5	0-0-.000	0-0-.000	0-0-.000	0-0-0	0	2	0	0	0
FIU#	1	1-1-1.000	0-0-.000	0-0-.000	0-1-1	0	0	0	0	2
CAMPBELL	3	0-2-.000	0-0-.000	0-0-.000	0-1-1	0	1	0	0	0
NORTH FLORIDA	2	0-1-.000	0-0-.000	0-0-.000	0-0-0	0	0	0	0	0
EASTERN MICHIGAN	3	0-2-.000	0-2-.000	0-0-.000	2-0-2	0	1	0	0	0

*- ACC games; # - NIT Season Tip-Off (Blacksburg, Va.)

2010-2011 NOTES

Saw five minutes on the court against Monmouth ... Made only shot and added a rebound against FIU ... Brought down one rebound in three minutes of action against Campbell ... Saw two minutes of action against North Florida ... Grabbed two rebounds against Eastern Michigan.

WILL JOHNSTON

FRESHMAN • GUARD • 6-3 • 185
MIDLOTHIAN, VA. • MIDLOTHIAN

#25



SEASON STATISTICS

Opponent	Min	FG-A-%	3FG-A-%	FT-A-%	O-D-T	A	TO	Blk	Stl	Pts
CAMPBELL	3	0-0-.000	0-0-.000	0-0-.000	0-0-0	0	0	0	0	0
NORTH FLORIDA	2	0-1-.000	0-1-.000	0-0-.000	0-0-0	0	0	0	0	0
EASTERN MICHIGAN	3	1-2-.500	1-2-.500	0-0-.000	0-0-0	0	0	0	0	3
at 15/17 Virginia*	0+	0-0-.000	0-0-.000	0-0-.000	0-0-0	0	0	0	0	0

*- ACC games

2010-2011 NOTES

Made collegiate debut against Campbell ... Saw two minutes of action against North Florida ... Scored first collegiate points sinking one three against Eastern Michigan.

JOEY van ZEGEREN

FRESHMAN • FORWARD • 6-10 • 220
HOOGVEEN, THE NETHERLANDS • CANARIAS

#2



SEASON STATISTICS

Opponent	Min	FG-A-%	3FG-A-%	FT-A-%	O-D-T	A	TO	Blk	Stl	Pts
EAST TENNESSEE ST.	2	0-0-0.00	0-0-.000	0-0-.000	0-0-0	0	0	0	0	0
MONMOUTH#	5	0-0-.000	0-0-.000	0-0-.000	0-0-0	0	0	1	0	0
FIU#	1	0-0-.000	0-0-.000	0-0-.000	0-0-0	0	0	0	0	0

2010-2011 NOTES

Saw two minutes of action in season opener against East Tennessee State ... Blocked one shot in five minutes of action against Monmouth ... Will apply for a medical redshirt this season due to a concussion suffered early in the season and continued symptoms.

GAME 25

VIRGINIA TECH 66, BOSTON COLLEGE 65

FEB. 12, 2012 • 6 P.M. • BLACKSBURG, VA.

Virginia Tech's **Dorian Finney-Smith** tipped in a **Robert Brown** missed 3-pointer with 1.8 seconds left to lift the Hokies past Boston College 66-65 in an ACC game played Sunday night at Cassell Coliseum.

Finney-Smith scored 17 points and grabbed eight rebounds, but none more important than his last one and the last of Tech's 18 offensive boards for the evening.

After BC's Jordan Daniels missed the front end of a 1-and-1 with 26.2 seconds remaining, Tech called a timeout with 10.1 seconds left, and the Hokies got the ball to Erick Green, who drove down the lane and threw it to Brown. The sophomore launched a 3-pointer at the top of the key with four seconds left that bounced off the rim, but Finney-Smith tipped it in to give the Hokies a one-point lead.

BC called a timeout after Finney-Smith's tip-in for a final attempt. Lonnie Jackson took a long 3-pointer just inside of the halfcourt line that was off the mark, and Tech prevailed.

Greenberg started freshman C.J. Barksdale for the first time this season and inserted guard Dorenzo Hudson back into the starting lineup. Hudson had come off the bench the previous seven games – with the Hokies going 2-5 in that stretch – but he carried the Hokies down the stretch against BC, scoring all 11 of his points in the final 10 minutes.

The Eagles lost despite shooting a season-high 55.8 percent from the floor (24 of 43) – and easily the best by a Tech opponent this season. The Hokies had allowed just one team to shoot better than 50 percent all season.

Ryan Anderson led BC with 17 points, and Jackson finished with 14.

Green extended his streak of scoring in double figures to 26 games with 10 points. Victor Davila also scored 10 for Tech.

BOSTON COLLEGE (8-17, 3-8 ACC)

Player	MP	FG	FT	TR	PF	A	TO	Blk	Stl	TP
Ryan Anderson, f	35	6-7	4-4	7	2	1	3	1	0	17
Dennis Clifford, c	30	5-6	0-0	2	1	1	0	1	0	10
Jordan Daniels, g	25	2-5	0-1	0	2	3	4	0	1	6
Matt Humphrey, g	40	5-14	2-2	3	2	5	1	1	4	13
Lonnie Jackson, g	32	4-8	2-2	2	2	2	1	1	0	14
Gabe Moton	15	1-2	0-0	1	0	0	0	0	0	2
Deirunas Visockas	8	0-0	0-0	1	0	0	0	0	0	0
Eddie Odio	0+	0-0	0-0	0	0	0	1	0	0	0
John Cahill	15	1-1	0-0	3	1	1	0	0	1	3
TEAM										
Totals	200	24-43	8-9	19	10	13	10	4	6	65

VIRGINIA TECH (14-11, 3-7 ACC)

Player	MP	FG	FT	TR	PF	A	TO	Blk	Stl	TP
Victor Davila, f	28	5-6	0-0	4	0	1	2	0	1	10
C.J. Barksdale, f	12	1-4	1-1	3	0	1	0	0	0	3
Dorenzo Hudson, g	21	4-11	2-4	1	2	0	0	0	0	11
Marquis Rankin, g	12	0-2	0-0	2	1	2	0	0	0	0
Erick Green, g	38	4-11	1-2	1	2	2	2	0	2	10
Robert Brown	30	3-6	0-0	6	0	0	1	1	1	8
Cadarian Raines	11	2-5	0-0	4	3	3	1	0	0	4
Dorian Finney-Smith	32	7-10	2-3	8	3	3	2	1	1	17
Jarell Eddie	16	1-5	0-0	1	2	2	0	0	0	3
TEAM										
Totals	200	27-60	6-10	33	12	11	10	2	5	66

3-Pointers VT 6 (Brown 2, Eddie, Finney-Smith, Green, Hudson)

..... BC 9 (Jackson 4, Daniels 2, Anderson, Cahill, Humphrey)

Blocks..... VT 2 (Brown, Finney-Smith)

..... BC 4 (Anderson, Clifford, Humphrey, Jackson)

Steals..... VT 5 (Green 2, Brown, Davila, Finney-Smith)

..... BC 6 (Humphrey 4, Cahill, Daniels)

Officials..... Nestor, Lindsay, Valentine

Technical..... None

Attendance..... 13,769

Percentages:

Boston College	FG%...55.8	3FG%...40.9	FT%...88.9
Virginia Tech	FG%...45.0	3FG%...40.0	FT%...60.0

Boston College	29	36	—	65
Virginia Tech	27	39	—	66

GAME 26

FLORIDA STATE 48, VIRGINIA TECH 47

FEB. 16, 2012 • 7 P.M. • TALLAHASSEE, FLA.

Michael Snaer made a three-point field goal with 2.6 seconds remaining to give #20 Florida State a 48-47 victory over Virginia Tech in the Donald Tucker Center on Thursday night. With the loss, the Hokies fall to 14-12 overall and 3-8 in league play, while the Seminoles improve to 18-7 overall and 9-2 in ACC action.

The Hokies played without senior forward **Victor Davila**, who missed the game due to a groin injury and freshman forward **C.J. Barksdale**, who was out with a sprained ankle. Starting post player, sophomore **Cadarian Raines**, missed most of the second half with cramps, the same ailment that cost sophomore forward **Jarell Eddie** the final 10 seconds of the game.

Tech kept the game close throughout the first half and trailed 25-23 at the intermission. The Hokies then went on a 17-0 run to open the second half and took a 40-25 lead on a jumper by **Robert Brown** with 14:09 remaining.

The Seminoles were able to cut into the lead the remainder of the game. Eddie hit one of two free throws with 51 seconds remaining, giving the Hokies a 47-45 lead. Tech missed five of their final six free throws, including two with 10.1 seconds remaining. Eddie was fouled on the play, but was unable to shoot the two free throws and Florida State coach Leonard Hamilton chose Brown to shoot the shots. He missed both attempts and Snaer hit the three-pointer with 2.6 seconds remaining to give FSU the 48-47 lead. The Hokies pushed the ball up court, but an **Erick Green** attempt at the buzzer was off the mark.

Green led all scorers with 18 points. He also had three assists and four steals in the contest. Eddie finished with 11 points and seven rebounds. Ian Miller was the only Seminole in double figures, with 11 points. With his 18 points, Green extended his ACC-best streak of consecutive double figure scoring games to 27 contests.

The Hokies committed just seven turnovers in the game, including only two turnovers in the second half. Neither team shot well from the line in the game, as Tech was seven of 16 from the line in the game and FSU made just one of its eight free throw attempts.

VIRGINIA TECH (14-12, 3-8 ACC)

Player	MP	FG	FT	TR	PF	A	TO	Blk	Stl	TP
Dorenzo Hudson, g	30	2-12	1-3	4	0	2	1	0	3	7
Erick Green, g	34	7-15	2-4	4	2	3	2	0	4	18
Jarell Eddie, g	35	3-7	3-4	7	4	0	0	1	0	11
Cadarian Raines, f	23	2-3	0-2	6	1	1	0	1	1	4
Dorian Finney-Smith, f	30	2-6	1-1	4	3	1	4	1	1	5
Robert Brown	30	1-6	0-2	3	2	1	0	0	0	2
Marquis Rankin	18	0-3	0-0	1	1	1	0	0	0	0
TEAM										
Totals	200	17-52	7-16	31	13	9	7	3	9	47

FLORIDA STATE (18-7, 9-2 ACC)

Player	MP	FG	FT	TR	PF	A	TO	Blk	Stl	TP
Luke Loucks, g	22	2-4	0-0	4	3	4	6	2	0	4
Deividas Dulkys, g	26	1-5	0-0	6	0	1	3	0	0	3
Michael Snaer, g	28	4-11	0-0	4	3	1	2	1	0	9
Xavier Gibson, f	14	1-3	1-2	4	1	0	1	0	0	3
Bernard James, f	25	2-2	0-4	6	2	0	0	3	0	4
Okaro White	23	2-6	0-0	6	5	0	1	0	0	5
Jeff Peterson	18	2-4	0-2	4	2	2	1	0	0	5
Ian Miller	31	4-13	0-0	3	3	2	0	0	1	11
Terry Whisnant	5	0-0	0-0	0	0	0	0	0	0	0
Jon Kref	8	2-2	0-0	1	0	0	1	0	1	4
TEAM										
Totals	200	20-50	1-8	41	19	10	15	6	2	48

3-Pointers..... VT 6 (Eddie, 2, Green 2, Hudson 2)

..... FSU 7 (Miller 3, Dulkys, Peterson, Snaer, White)

Blocks..... VT 3 (Eddie, Finney-Smith, Raines)

..... FSU 6 (James 3, Loucks 2, Snaer)

Steals..... VT 9 (Green 4, Hudson 3, Finney-Smith, Raines)

..... FSU 2 (Kref, Miller)

Officials..... Kersey, Corbett, Driscoll

Technical..... Florida State (Snaer)

Attendance..... 10,123

Percentages:

Virginia Tech	FG%...32.7	3FG%...33.3	FT%...43.8
Florida State	FG%...40.0	3FG%...35.0	FT%...12.5

Virginia Tech	23	24	—	47
Florida State	25	23	—	48

GAME 27

VIRGINIA TECH vs GEORGIA TECH

FEB. 18, 2012 • 3 P.M. • BLACKSBURG, VA.

THE STAT CREW SYSTEM
Virginia Tech Combined Team Statistics (as of Feb 16, 2012)
All games

RECORD:	OVERALL	HOME	AWAY	NEUTRAL
ALL GAMES	14-12	10-5	3-6	1-1
CONFERENCE	3-8	2-3	1-5	0-0
NON-CONFERENCE	11-4	8-2	2-1	1-1

##	Player	gp-gs	min	avg	Total		3-Point		F-Throw		Rebounds					pf	dq	a	to	blk	stl	pts	avg
					fg-fga	fg%	3fg-fga	3fg%	ft-fa	ft%	off	def	tot	avg									
11	Erick Green	24-23	815	34.0	135-295	.458	33-87	.379	71-87	.816	17	65	82	3.4	44	0	68	41	4	38	374	15.6	
05	Dorenzo Hudson	26-19	745	28.7	93-236	.394	25-82	.305	77-93	.828	22	46	68	2.6	35	0	44	52	3	21	288	11.1	
31	Jarell Eddie	26-25	709	27.3	79-182	.434	44-99	.444	47-56	.839	14	125	139	5.3	76	2	33	38	13	13	249	9.6	
14	Victor Davila	25-25	572	22.9	74-130	.569	0-0	.000	40-62	.645	36	70	106	4.2	66	2	16	36	15	10	188	7.5	
01	Robert Brown	26-4	580	22.3	64-179	.358	30-94	.319	22-36	.611	11	40	51	2.0	51	0	52	35	10	20	180	6.9	
15	Dorian Finney-Smith	26-24	744	28.6	52-156	.333	16-49	.327	36-56	.643	67	114	181	7.0	73	2	49	52	21	18	156	6.0	
21	Tyrone Garland	8-1	86	10.8	13-26	.500	2-9	.222	9-12	.750	3	1	4	0.5	8	0	10	10	0	3	37	4.6	
04	Cadarian Raines	26-2	392	15.1	52-103	.505	0-0	.000	14-27	.519	48	51	99	3.8	62	3	11	18	21	17	118	4.5	
42	C.J. Barksdale	25-1	289	11.6	23-54	.426	0-0	.000	25-32	.781	35	37	72	2.9	20	0	9	10	5	7	71	2.8	
10	Marquis Rankin	18-6	236	13.1	17-54	.315	5-17	.294	6-11	.545	6	17	23	1.3	22	1	21	17	3	6	45	2.5	
25	Will Johnston	4-0	8	2.0	1-3	.333	1-3	.333	0-0	.000	0	0	0	0.0	0	0	0	0	0	0	3	0.8	
24	Joey Racer	5-0	14	2.8	1-6	.167	0-2	.000	0-0	.000	2	2	4	0.8	1	0	0	4	0	0	2	0.4	
02	Joey van Zegeren	3-0	10	3.3	0-0	.000	0-0	.000	0-0	.000	0	0	0	0.0	2	0	0	0	1	0	0	0.0	
Team											43	38	81				10						
Total.....		26	5200		604-1424	.424	156-442	.353	347-472	.735	304	606	910	35.0	460	10	313	323	96	153	1711	65.8	
Opponents.....		26	5200		572-1416	.404	120-433	.277	338-487	.694	315	568	883	34.0	436	-	261	327	114	132	1602	61.6	

TEAM STATISTICS	VT	OPP	Date	Opponent	Score	Att.	
SCORING	1711	1602	11/12/11	EAST TENNESSEE STATE	w	64-53	7189
Points per game	65.8	61.6	11/14/11	MONMOUTH	w	91-46	3052
Scoring margin	+4.2	-	11/15/11	FLORIDA INTERNATIONAL	w	78-63	3148
FIELD GOALS-ATT	604-1424	572-1416	11/23/11	vs Syracuse	L	58-69	8293
Field goal pct	.424	.404	11-25-11	vs Oklahoma State	w	59-57	8477
3 POINT FG-ATT	156-442	120-433	11/27/11	ST. BONAVENTURE	w	73-64	8710
3-point FG pct	.353	.277	11/30/11	at Minnesota	L	55-58	10487
3-pt FG made per game	6.0	4.6	12/04/11	KANSAS STATE	L	61-69	8782
FREE THROWS-ATT	347-472	338-487	12/07/11	at Rhode Island	w	78-67	3982
Free throw pct	.735	.694	12/11/11	NORFOLK STATE	w	73-60	8869
F-Throws made per game	13.3	13.0	12/17/11	CAMPBELL	w	85-60	8854
REBOUNDS	910	883	12/19/11	NORTH FLORIDA	w	84-55	8818
Rebounds per game	35.0	34.0	12/22/11	EASTERN MICHIGAN	w	71-50	9563
Rebounding margin	+1.0	-	12-31-11	at Oklahoma State	w	67-61	12500
ASSISTS	313	261	* 01/07/12	at Wake Forest	L	55-58	10037
Assists per game	12.0	10.0	* 01/10/12	FLORIDA STATE	L	59-63	7256
TURNOVERS	323	327	* 1-14-12	at Boston College	L	59-61	5038
Turnovers per game	12.4	12.6	* 01/19/12	NORTH CAROLINA	L	68-82	9847
Turnover margin	+0.2	-	* 01/22/12	at Virginia	w	47-45	14021
Assist/turnover ratio	1.0	0.8	01/25/12	BYU	L	68-70	9231
STEALS	153	132	* 01/28/12	at Maryland	L	69-73	16976
Steals per game	5.9	5.1	* 02/02/12	DUKE	L	60-75	9847
BLOCKS	96	114	* 02/04/12	CLEMSON	w	67-65	9426
Blocks per game	3.7	4.4	* 02-09-12	at Miami	L	49-65	4292
ATTENDANCE	121763	104226	* 02/12/12	BOSTON COLLEGE	w	66-65	9171
Home games-Avg/Game	15-8118	9-9717	* 02/16/12	at Florida State	L	47-48	10123
Neutral site-Avg/Game	-	2-8385					

* - Conference game

Score by Periods	1st	2nd	Totals
Virginia Tech	755	956	1711
Opponents	697	905	1602

THE STAT CREW SYSTEM
Virginia Tech Combined Team Statistics (as of Feb 16, 2012)
Conference games

RECORD:	OVERALL	HOME	AWAY	NEUTRAL
ALL GAMES	3-8	2-3	1-5	0-0
CONFERENCE	3-8	2-3	1-5	0-0
NON-CONFERENCE	0-0	0-0	0-0	0-0

#	Player	gp-gs	min	avg	Total		3-Point		F-Throw		Rebounds				pf	dq	a	to	blk	stl	pts	avg
					fg-fga	fg%	3fg-fga	3fg%	ft-fga	ft%	off	def	tot	avg								
11	Erick Green	10-10	360	36.0	61-144	.424	14-39	.359	26-34	.765	6	29	35	3.5	22	0	25	15	2	18	162	16.2
05	Dorenzo Hudson	11-5	301	27.4	36-99	.364	11-34	.324	26-35	.743	9	16	25	2.3	14	0	18	22	1	10	109	9.9
31	Jarell Eddie	11-10	321	29.2	32-86	.372	20-52	.385	19-23	.826	7	46	53	4.8	30	2	11	20	7	4	103	9.4
14	Victor Davila	10-10	251	25.1	31-51	.608	0-0	.000	16-22	.727	22	32	54	5.4	25	0	7	14	4	2	78	7.8
01	Robert Brown	11-3	250	22.7	20-68	.294	10-34	.294	2-6	.333	5	14	19	1.7	22	0	20	16	4	9	52	4.7
15	Dorian Finney-Smith	11-9	291	26.5	20-57	.351	4-18	.222	6-8	.750	19	43	62	5.6	27	1	10	20	7	8	50	4.5
04	Cadarian Raines	11-2	160	14.5	19-44	.432	0-0	.000	3-7	.429	19	14	33	3.0	24	1	2	3	6	4	41	3.7
10	Marquis Rankin	11-5	157	14.3	12-41	.293	3-12	.250	6-9	.667	4	15	19	1.7	17	1	11	12	2	3	33	3.0
42	C.J. Barksdale	10-1	109	10.9	5-21	.238	0-0	.000	8-11	.727	11	10	21	2.1	7	0	3	0	0	3	18	1.8
25	Will Johnston	1-0	0	0.0	0-0	.000	0-0	.000	0-0	.000	0	0	0	0.0	0	0	0	0	0	0	0	0.0
Team											19	9	28				4					
Total.....		11	2200		236-611	.386	62-189	.328	112-155	.723	121	228	349	31.7	188	5	107	126	33	61	646	58.7
Opponents.....		11	2200		247-578	.427	61-185	.330	145-205	.707	133	265	398	36.2	167	-	108	147	60	49	700	63.6

TEAM STATISTICS	VT	OPP	Date	Opponent	Score	Att.
SCORING	646	700	* 01/07/12	at Wake Forest	L 55-58	10037
Points per game	58.7	63.6	* 01/10/12	FLORIDA STATE	L 59-63	7256
Scoring margin	-4.9	-	* 1-14-12	at Boston College	L 59-61	5038
FIELD GOALS-ATT	236-611	247-578	* 01/19/12	NORTH CAROLINA	L 68-82	9847
Field goal pct	.386	.427	* 01/22/12	at Virginia	w 47-45	14021
3 POINT FG-ATT	62-189	61-185	* 01/28/12	at Maryland	L 69-73	16976
3-point FG pct	.328	.330	* 02/02/12	DUKE	L 60-75	9847
3-pt FG made per game	5.6	5.5	* 02/04/12	CLEMSON	w 67-65	9426
FREE THROWS-ATT	112-155	145-205	* 02-09-12	at Miami	L 49-65	4292
Free throw pct	.723	.707	* 02/12/12	BOSTON COLLEGE	w 66-65	9171
F-Throws made per game	10.2	13.2	* 02/16/12	at Florida State	L 47-48	10123
REBOUNDS	349	398				
Rebounds per game	31.7	36.2				
Rebounding margin	-4.5	-				
ASSISTS	107	108				
Assists per game	9.7	9.8				
TURNOVERS	126	147				
Turnovers per game	11.5	13.4				
Turnover margin	+1.9	-				
Assist/turnover ratio	0.8	0.7				
STEALS	61	49				
Steals per game	5.5	4.5				
BLOCKS	33	60				
Blocks per game	3.0	5.5				
ATTENDANCE	45547	60487				
Home games-Avg/Game	5-9109	6-10081				
Neutral site-Avg/Game	-	0-0				

* - Conference game

Score by Periods	1st	2nd	Totals
Virginia Tech	295	351	646
Opponents	326	374	700

THE STAT CREW SYSTEM
Virginia Tech Team Game-by-Game Comparison (as of Feb 16, 2012)
All games

Opponent	1st	2nd	Score	Mar	Total FG	FG Pct	3-Pointers	3FG Pct	Free Throws	FT Pct	Rebounds	Assist	T/Over	Block	Steal	Fouls
EAST TENNESSEE STATE	24/21	40/32	64-53	+11	19-48/19-64	.396/.297	5-18/2-17	.278/.118	21-30/13-22	.700/.591	42/39 +3	13/4	15/13	9/1	7/5	19/19
MONMOUTH	42/24	49/22	91-46	+45	30-48/15-56	.625/.268	10-15/1-17	.667/.059	21-35/15-29	.600/.517	40/35 +5	20/4	14/15	6/0	8/3	24/23
FLORIDA INTERNATIONAL	33/26	45/37	78-63	+15	28-54/20-57	.519/.351	7-19/4-16	.368/.250	15-19/19-23	.789/.826	35/29 +6	20/9	16/11	5/3	3/7	22/21
Syracuse	29/27	29/42	58-69	(11)	20-47/28-58	.426/.483	8-19/7-15	.421/.467	10-12/6-8	.833/.750	27/32 (5)	15/17	16/9	3/6	5/8	15/14
Oklahoma State	32/23	27/34	59-57	+2	18-57/20-49	.316/.408	4-16/3-17	.250/.176	19-30/14-21	.633/.667	46/35 +11	7/9	11/11	4/5	6/3	20/25
ST. BONAVENTURE	25/21	48/43	73-64	+9	23-47/24-63	.489/.381	7-15/5-16	.467/.313	20-25/11-13	.800/.846	28/36 (8)	13/14	10/13	6/1	6/3	17/20
Minnesota	28/25	27/33	55-58	(3)	20-53/24-48	.377/.500	8-17/2-13	.471/.154	7-7/8-15	1000/.533	32/30 +2	12/17	12/9	3/5	6/9	17/12
KANSAS STATE	28/22	33/47	61-69	(8)	22-65/23-55	.338/.418	3-18/3-13	.167/.231	14-21/20-33	.667/.606	45/42 +3	6/10	13/12	5/6	6/8	27/18
Rhode Island	28/27	50/40	78-67	+11	30-55/22-55	.545/.400	7-16/2-11	.438/.182	11-13/21-24	.846/.875	33/29 +4	17/10	14/11	5/4	9/5	20/12
NORFOLK STATE	39/34	34/26	73-60	+13	25-59/22-45	.424/.489	7-15/5-14	.467/.357	16-20/11-17	.800/.647	36/28 +8	10/10	9/13	3/7	5/3	16/18
CAMPBELL	32/29	53/31	85-60	+25	29-53/26-59	.547/.441	5-12/1-12	.417/.083	22-27/7-14	.815/.500	27/33 (6)	17/10	9/15	3/3	7/5	16/19
NORTH FLORIDA	40/31	44/24	84-55	+29	32-59/21-51	.542/.412	7-17/5-16	.412/.313	13-16/8-15	.813/.533	37/25 +12	19/9	12/16	5/2	11/4	15/13
EASTERN MICHIGAN	27/9	44/41	71-50	+21	24-53/16-57	.453/.281	7-22/6-25	.318/.240	16-22/12-13	.727/.923	43/31 +12	17/7	15/13	2/4	7/7	11/19
Oklahoma State	28/23	39/38	67-61	+6	24-59/23-55	.407/.418	4-16/8-22	.250/.364	15-17/7-11	.882/.636	47/24 +23	6/9	16/12	2/3	3/6	14/17
Wake Forest	24/32	31/26	55-58	(3)	23-58/20-52	.397/.385	6-22/8-18	.273/.444	3-6/10-13	.500/.769	31/42 (11)	10/13	10/16	4/6	7/3	14/12
FLORIDA STATE	21/30	38/33	59-63	(4)	18-59/21-51	.305/.412	2-12/4-13	.167/.308	21-24/17-22	.875/.773	34/38 (4)	6/8	12/19	4/15	5/5	20/25
Boston College	27/29	32/32	59-61	(2)	17-47/19-42	.362/.452	4-14/4-12	.286/.333	21-28/19-28	.750/.679	30/28 +2	6/7	17/19	2/2	7/7	23/19
NORTH CAROLINA	39/34	29/48	68-82	(14)	25-68/30-66	.368/.455	13-31/4-14	.419/.286	5-6/18-21	.833/.857	28/51 (23)	14/12	8/14	3/9	6/4	17/11
Virginia	23/19	24/26	47-45	+2	19-42/15-46	.452/.326	5-13/1-14	.385/.071	4-7/14-22	.571/.636	27/34 (7)	10/4	13/12	2/1	5/5	19/13
BYU	25/29	43/41	68-70	(2)	24-56/22-66	.429/.333	5-18/5-24	.278/.208	15-23/21-24	.652/.875	43/37 +6	14/14	15/7	2/4	3/7	19/19
Maryland	19/32	50/41	69-73	(4)	24-61/22-47	.393/.468	6-16/7-17	.375/.412	15-20/22-32	.750/.688	32/37 (5)	14/7	10/16	2/2	4/4	22/19
DUKE	28/38	32/37	60-75	(15)	23-52/27-57	.442/.474	3-13/8-18	.231/.444	11-14/13-16	.786/.813	29/33 (4)	5/12	13/7	4/2	3/5	16/17
CLEMSON	42/28	25/37	67-65	+2	24-58/25-66	.414/.379	6-20/2-17	.300/.118	13-15/13-19	.867/.684	34/43 (9)	12/9	9/10	4/6	4/2	19/15
Miami	22/30	27/35	49-65	(16)	19-54/24-58	.352/.414	5-15/7-20	.333/.350	6-9/10-15	.667/.667	40/32 +8	10/13	17/9	3/7	6/6	13/7
BOSTON COLLEGE	27/29	39/36	66-65	+1	27-60/24-43	.450/.558	6-15/9-22	.400/.409	6-10/8-9	.600/.889	33/19 +14	11/13	10/10	2/4	5/6	12/10
Florida State	23/25	24/23	47-48	(1)	17-52/20-50	.327/.400	6-18/7-20	.333/.350	7-16/1-8	.438/.125	31/41 (10)	9/10	7/15	3/6	9/2	13/19

Note: Game totals are displayed in the format TEAM/OPPONENT for each category

THE STAT CREW SYSTEM
Virginia Tech Points-Rebounds-Assists (as of Feb 16, 2012)
All games

Opponent	Date	Score		01	02	04	05	10	11	14
				BROWN,ROBE	ZEGEREN,JO	RAINES,CAD	HUDSON,DOR	RANKIN,MAR	GREEN,ERIC	DAVILA,VIC
EAST TENNESSEE STATE	11/12/11	64-53	w	12-3-0	0-0-0	0-2-0	9-2-1	DNP	DNP	7-6-3
MONMOUTH	11/14/11	91-46	w	19-1-3	0-0-0	5-6-2	18-4-3	DNP	11-2-5	6-5-0
FLORIDA INTERNATIONAL	11/15/11	78-63	w	2-2-3	0-0-0	2-1-1	31-5-2	DNP	12-2-0	11-7-2
vs Syracuse	11/23/11	58-69	L	3-1-3	DNP	3-1-0	13-2-2	DNP	14-5-2	6-2-0
vs Oklahoma State	11-25-11	59-57	w	8-1-1	DNP	3-9-1	7-3-1	DNP	18-1-1	2-5-1
ST. BONAVENTURE	11/27/11	73-64	w	5-2-4	DNP	6-4-0	8-3-1	DNP	19-3-4	13-2-0
at Minnesota	11/30/11	55-58	L	13-1-3	DNP	0-1-0	0-3-3	DNP	25-4-4	10-7-0
KANSAS STATE	12/04/11	61-69	L	15-3-1	DNP	6-5-0	7-4-0	2-1-1	14-7-3	1-1-0
at Rhode Island	12/07/11	78-67	w	2-1-3	DNP	12-4-1	8-3-4	0-0-1	24-2-1	0-1-0
NORFOLK STATE	12/11/11	73-60	w	5-5-1	DNP	10-7-2	7-2-1	0-1-2	12-4-1	6-0-0
CAMPBELL	12/17/11	85-60	w	5-1-3	DNP	5-3-1	15-1-3	4-0-1	12-2-6	15-3-0
NORTH FLORIDA	12/19/11	84-55	w	14-3-1	DNP	4-11-0	16-3-1	0-2-4	12-1-8	8-2-1
EASTERN MICHIGAN	12/22/11	71-50	w	9-0-0	DNP	10-4-1	8-2-3	6-0-1	12-3-4	5-4-1
at Oklahoma State	12-31-11	67-61	w	8-4-1	DNP	4-4-0	18-5-0	0-0-0	16-7-3	8-3-1
at Wake Forest	01/07/12	55-58	L	6-0-1	DNP	0-2-0	8-2-3	2-1-0	19-7-6	8-7-0
FLORIDA STATE	01/10/12	59-63	L	0-1-0	DNP	4-4-0	8-5-1	2-0-0	21-2-0	0-1-0
at Boston College	1-14-12	59-61	L	7-0-0	DNP	7-2-0	13-3-2	4-4-3	DNP	14-4-0
NORTH CAROLINA	01/19/12	68-82	L	12-1-3	DNP	2-2-0	16-1-0	2-2-3	17-3-5	2-8-0
at Virginia	01/22/12	47-45	w	4-1-5	DNP	2-2-0	12-1-0	2-1-0	15-2-2	2-5-1
BYU	01/25/12	68-70	L	8-4-5	DNP	7-4-0	14-1-1	DNP	11-4-1	12-4-0
at Maryland	01/28/12	69-73	L	5-3-3	DNP	4-5-0	14-3-1	2-1-2	18-2-4	14-8-2
DUKE	02/02/12	60-75	L	3-0-1	DNP	4-1-0	6-1-0	8-2-0	17-7-1	16-7-2
CLEMSON	02/04/12	67-65	w	2-1-3	DNP	8-4-0	6-3-2	8-1-1	10-2-2	6-4-0
at Miami	02-09-12	49-65	L	3-3-1	DNP	2-1-1	8-1-5	3-4-0	17-5-0	6-6-1
BOSTON COLLEGE	02/12/12	66-65	w	8-6-2	DNP	4-4-0	11-1-2	0-2-1	10-1-2	10-4-1
at Florida State	02/16/12	47-48	L	2-3-1	DNP	4-6-1	7-4-2	0-1-1	18-4-3	DNP

Opponent	Date	Score		15	21	24	25	31	42
				FINNEY-SMI	GARLAND,TY	RACER,JOEY	JOHNSTON,W	EDDIE,JARE	BARKSDALE,
EAST TENNESSEE STATE	11/12/11	64-53	w	10-16-5	13-0-3	DNP	DNP	8-2-1	5-7-0
MONMOUTH	11/14/11	91-46	w	1-7-3	18-2-1	0-0-0	DNP	13-3-2	0-6-1
FLORIDA INTERNATIONAL	11/15/11	78-63	w	14-10-5	2-0-5	2-1-0	DNP	0-5-2	2-0-0
vs Syracuse	11/23/11	58-69	L	2-7-3	0-0-0	DNP	DNP	17-4-5	0-1-0
vs Oklahoma State	11-25-11	59-57	w	10-14-1	4-2-0	DNP	DNP	4-7-1	3-1-0
ST. BONAVENTURE	11/27/11	73-64	w	11-8-3	0-0-0	DNP	DNP	11-4-1	0-2-0
at Minnesota	11/30/11	55-58	L	3-6-1	0-0-1	DNP	DNP	4-3-0	0-0-0
KANSAS STATE	12/04/11	61-69	L	6-7-1	DNP	DNP	DNP	4-5-0	6-4-0
at Rhode Island	12/07/11	78-67	w	11-6-3	0-0-0	DNP	DNP	15-6-2	6-7-2
NORFOLK STATE	12/11/11	73-60	w	6-5-2	DNP	DNP	DNP	24-7-1	3-3-0
CAMPBELL	12/17/11	85-60	w	10-4-2	DNP	0-1-0	0-0-0	11-8-1	8-2-0
NORTH FLORIDA	12/19/11	84-55	w	14-7-4	DNP	0-0-0	0-0-0	8-4-0	8-2-0
EASTERN MICHIGAN	12/22/11	71-50	w	6-8-4	DNP	0-2-0	3-0-0	6-7-1	6-10-2
at Oklahoma State	12-31-11	67-61	w	2-10-1	DNP	DNP	DNP	9-7-0	2-3-0
at Wake Forest	01/07/12	55-58	L	0-7-0	DNP	DNP	DNP	12-3-0	0-1-0
FLORIDA STATE	01/10/12	59-63	L	9-10-3	DNP	DNP	DNP	8-3-1	7-3-1
at Boston College	1-14-12	59-61	L	0-8-1	DNP	DNP	DNP	8-4-0	6-4-0
NORTH CAROLINA	01/19/12	68-82	L	2-1-0	DNP	DNP	DNP	15-6-2	0-1-1
at Virginia	01/22/12	47-45	w	0-1-0	DNP	DNP	0-0-0	8-10-2	2-2-0
BYU	01/25/12	68-70	L	0-4-1	DNP	DNP	DNP	12-14-5	4-3-1
at Maryland	01/28/12	69-73	L	1-5-1	DNP	DNP	DNP	11-3-1	0-1-0
DUKE	02/02/12	60-75	L	0-2-0	DNP	DNP	DNP	6-3-1	0-3-0
CLEMSON	02/04/12	67-65	w	12-8-1	DNP	DNP	DNP	15-6-3	0-1-0
at Miami	02-09-12	49-65	L	4-8-1	DNP	DNP	DNP	6-7-1	0-2-0
BOSTON COLLEGE	02/12/12	66-65	w	17-8-2	DNP	DNP	DNP	3-1-0	3-3-1
at Florida State	02/16/12	47-48	L	5-4-1	DNP	DNP	DNP	11-7-0	DNP