

HOKIE HOOPS

2011-12 GAME NOTES

Game 23

Virginia Tech (12-10, 1-6)

vs.

Clemson (11-10, 3-4)



*Hokies continue home stand as
Clemson comes to Cassell Coliseum*

Sat., Feb. 4, 2012 • 4 p.m.
Cassell Coliseum (9,847), Blacksburg, Va.

Series vs. Clemson: VT, 12-11 Series Streak: CU, one
Last Meeting vs. the Tigers: CU, 69-60, 3-5-11, Littlejohn Coliseum
Live Stats: hokiesports.com
Radio: Virginia Tech IMG Sports Network TV: RSN



2011-12 Schedule & Results

(12-10, 1-6 ACC)

Date	Opponent		
11/12	ETSU (ESPN3)	W	64-53
NIT Season Tip-Off – Blacksburg, Va.			
11/14	MONMOUTH# (ESPN3)	W	91-46
11/15	FIU# (ESPN3)	W	78-63
NIT Season Tip-Off – New York, N.Y.			
11/23	#5/5 Syracuse^ (ESPN2)	L	58-69
11/25	Oklahoma State^ (ESPN)	W	59-57
11/27	ST. BONAVENTURE (ESPN3)	W	73-64
Big Ten/ACC Challenge			
11/30	at Minnesota% (ESPN2)	L	55-58
12/ 4	KANSAS STATE (ESPNU)	L	61-69
12/ 7	at Rhode Island (Cox HD)	W	78-67
12/11	NORFOLK STATE (ESPN3)	W	73-60
12/17	CAMPBELL (ESPN3)	W	85-60
12/19	NORTH FLORIDA (ACC.com)	W	84-55
12/22	EASTERN MICHIGAN (ESPN3)	W	71-50
12/31	at Oklahoma State (ESPN2)	W	67-61
1/ 7	at Wake Forest* (ACCNS)	L	55-58
1/10	FLORIDA STATE* (ESPNU)	L	59-63
1/14	at Boston College* (RSN\$)	L	59-61
1/19	#8/8 UNC* (ESPN\$)	L	68-82
1/22	at #15/17 Virginia* (ESPNU)	W	47-45
1/25	BYU (ESPN3)	L	68-70
1/28	at Maryland* (ACCNS)	L	69-73
2/ 2	#7/5 DUKE* (ESPN\$)	L	60-75
2/ 4	CLEMSON*	4 p.m.	RSN/\$
2/ 9	at Miami*	9 p.m.	ESPN2/\$
2/12	BOSTON COLLEGE*	6 p.m.	ESPNU
2/16	at Florida State*	7 p.m.	ESPN/2/3
2/18	GEORGIA TECH*	3 p.m.	RSN/ \$
2/21	VIRGINIA*	9 p.m.	ESPNU
2/25	at Duke*	12 p.m.	ACCN/ \$
3/ 1	at Clemson*	9 p.m.	ACCN/ \$
3/ 4	NC STATE*	6 p.m.	ESPNU
3/ 8-	ACC Tournament		ACCN/ESPN2/ESPNU
3/11	(Philips Arena, Atlanta, Ga.)		

* - Atlantic Coast Conference Games
- NIT Season Tip-Off, Blacksburg, Va.
^ - NIT Season Tip-Off, New York, N.Y.
% - Big Ten/ACC Challenge, Minneapolis, Minn.
\$ - Also shown on ESPN3
All times are EST and are subject to change

NOTING THE HOKIES

About Tonight's Game

Virginia Tech is 12-10 on the season and 1-6 in ACC play.
Clemson is 11-10 overall and 3-4 in ACC action.

The Loss to #7/5 Duke

The Hokies lost to #7/5 Duke, 75-60, on Thursday night in Cassell Coliseum.
Erick Green led the Hokies with 17 points and a career-high-tying seven rebounds.
Victor Davila tied a career high with 16 points and grabbed seven rebounds.

Greenberg Part of Infiniti Coaches' Charity Challenge

Seth Greenberg is one of 48 coaches participating in the Infiniti Coaches' Charity Challenge.
Greenberg's selected charity is the American Heart Association. www.ESPN.com/Infiniti.

Green Notes

Erick Green's streak of 23 straight games with double-figures scoring is currently the longest among ACC players.
Green's 24 points off the bench in the win at Rhode Island is the second-most points by an ACC substitute this season. **Robert Brown's** 19 points off the bench against Monmouth is tops among ACC freshmen.

Greenberg Facts

Seth Greenberg is 166-116 (.589) at Virginia Tech and 379-286 (.570) in his 22nd season as a collegiate head coach. Greenberg is 108-36 (.750) as a head coach in Cassell Coliseum.

Interesting Side Notes

Of Virginia Tech's 10 active scholarship players, only three had seen meaningful action in previous seasons and five players are true freshmen.
Eight of the 10 ACC games played between Virginia Tech and Clemson have been decided by five-or-fewer points.

Green Notes

Victor Davila has scored in double figures in three straight games, only the second time in his career that has occurred. The last time was the Iowa, VMI and Georgia games of his sophomore season.
Davila is shooting 53.6 percent from the field for his career. If he had enough made field goals to qualify, that would be fourth on the Virginia Tech all-time list.

Hokie Probables

F	31	Jarell Eddie	So.	6-7	Charlotte, N.C.
		9.7 ppg, 5.4 rpg, .463 3pt FG%			
F	15	Dorian Finney-Smith	Fr.	6-8	Portsmouth, Va.
		5.4 ppg, 7.0 rpg, 2.0 apg			
C	14	Victor Davila	Sr.	6-8	Canovanas, P.R.
		7.5 ppg, 4.2 rpg, .557 FG%			
G	10	Marquis Rankin	Fr.	6-1	Charlotte, N.C.
		2.4 ppg, 1.1 rpg, 1.3 apg			
G	11	Erick Green	Jr.	6-4	Winchester, Va.
		15.9 ppg, 3.3 rpg, 3.2 apg			

Probable starters reflect starters from the previous game, barring injuries.

Television

Regional Sports Networks

Mike Hogewood & Cory Alexander



Virginia Tech IMG Sports Network
Bill Roth & Mike Burnop

Follow us on twitter

@VT_MBBall



Virginia Tech Athletics Communications

Primary Contact

Bill Dyer - Associate Director
wdyer@vt.edu
(o) - 540-231-8853
(c) - 540-998-5906

Secondary Contact

Rachel Perreault - Communications Assistant
rachelp5@vt.edu
(o) - 540-231-2228



Last Time Out: #7/5 Duke 75, VT 60

The Hokies lost to #7/5 Duke, 75-60, in Cassell Coliseum on Thursday night ... **Erick Green** led the Hokies with 17 points and a career-high-tying seven rebounds and **Victor Davila** tied a career-high with 16 points.

The Series vs. Clemson

The Hokies hold a 12-11 advantage against Clemson in the all-time series ... Tech lost the last meeting, 69-60, at Clemson in the final regular season game of the 2010-11 season ... Tech is 7-4 against the Tigers in Cassell Coliseum, 7-5 in home games and won the last meeting here, 70-59, on Feb. 6, 2010 ... Tech is 4-6 against the Tigers in ACC games and 2-3 in ACC games in Cassell Coliseum.

Davila Warming Up

Victor Davila tied a career high with 16 points in the loss to #7/5 Duke on Feb. 2 ... He also grabbed seven rebounds and had two assists ... Davila has now scored in double-figures in each of the last three game and is averaging 14.0 points per game over that stretch ... He is also averaging 6.3 rebounds per game.



Victor Davila

Hokies and Tigers Keep It Close

The series between the Hokies and Tigers has had a habit of producing close games ... Since Tech joined the ACC in the 2004-05 season, eight of the 10 games have been decided by five-or-fewer-points ... Almost all of the games have been decided in the last minute of the game.

Remembering Tech's First ACC Win

Virginia Tech earned its first-ever ACC victory, in a game against the Clemson Tigers on Jan. 15, 2005 in Cassell Coliseum, 59-57 ... Tech had opened the season 0-2 in the league, before the win over Clemson ... The game was close throughout, but Carlos Dixon had a big steal and dunk in the waning seconds to secure the win ... The win started a four-game, ACC winning streak ... Tech finished its inaugural ACC season 8-8 in the league and earned a first-round bye in the ACC Tournament ... **Seth Greenberg** was named the ACC Coach of the Year that season.

Hot at the Charity Stripe

The Hokies are shooting 74.6 percent from the free throw line ... The last time the Hokies shot better than 74.6 percent from the line in a season was when Tech set the school record for free throw percentage in the 1980-81 season, at 75.0 percent from the line.

Green Extends His Streak

With his 17 points in the loss to #7/5 Duke, **Erick Green** currently has scored in double-figures in all 20 games that he has played this season and in 23 consecutive games over the last two seasons ... That is the longest active streak of double-figure games among ACC players ... Green missed the season-opening win over East Tennessee State this year with a strained achilles tendon and did not play at Boston College due to a knee injury.



Erick Green

Brown in a Giving Mood

In the first 17 games of the season, **Robert Brown** had recorded 28 assists, for an average of 1.6 assists per game ... Since the North Carolina game, Brown has dishied out 17 assists in five games, for an average of 3.4 assists per game.



Robert Brown

A First for Jarell

Jarell Eddie had a career-best night in the BYU game on Jan. 25 ... Eddie recorded his first career double-double in the game, scoring 12 points and pulling down a career-high 14 rebounds ... He also added a career-high-tying five assists ... This marked the second consecutive game that Eddie grabbed double-figure rebounds, as he had a career-high 10 boards in the win at #15 Virginia.



Jarell Eddie

Hudson Reaches 1,000 Points

In the Hokies' win at Oklahoma State on New Year's Eve, redshirt senior guard **Dorenzo Hudson** became the 42nd player in Virginia Tech history to score 1,000 points in his career ... Hudson hit a three-pointer with 8:34 remaining in the game to give Tech a three-point lead, for his 1,000th point ... Hudson joins former teammates Malcolm Delaney, Jeff Allen, A.D. Vassallo and Deron Washington on the list ... Hudson currently has 1,097 career points, 36th on the Virginia Tech all-time scoring list ... He passed Jay Purcell into 36th place in the loss to BYU.



Dorenzo Hudson

Seth Loves the Cassell

Seth Greenberg is 108-36 as a head coach in Cassell Coliseum, good for a winning percentage of .750 ... His record in 22 years as a head coach is 379-286 (.570) ... Greenberg is 67-11 (.859) against non-conference competition in Cassell Coliseum.



Seth Greenberg

Building Makes it Better?

A case can be made that the Hokies have shown marked improvement in many areas of their game since moving into the Hahn Hurst Basketball practice facility in August 2009 ... One such improvement comes to the forefront ... In the six years before the opening of the practice facility, the Hokies shot a combined 66.2 percent from the free throw line ... Since the opening of the facility, the Hokies are shooting 72.1 percent from the free throw line.

Lots of Youth

Among Virginia Tech's 10 active scholarship players, the Hokies have two seniors, one junior, two sophomores and five freshmen ... The two sophomores had seen a combined 481 minutes of playing time up until this season ... Neither had ever started a game or played many minutes of meaningful ACC action ... Add to the fact that **Doreno Hudson** had missed the majority of last season and this team becomes an extremely inexperienced total group.

Rankin Returns

Freshman point guard **Marquis Rankin** missed the first seven games of the season and returned to action in the loss to Kansas State ... He had knee surgery on Oct. 6 ... The surgery, to clean up cartilage in the knee, was performed by team orthopaedic surgeon Dr. Marc Siegel at Lewis Gale Hospital at Montgomery in Blacksburg, Va. ... He scored two points and had an assist in seven minutes of action ... In the win at Rhode Island, Rankin made his first career start, playing 12 minutes ... Rankin missed the BYU game due to illness, but got the start in the loss to #7/5 Duke, scoring a career-high eight points.



Marquis Rankin

Hokies Pass 1,300

Virginia Tech is now 1340-1101 all-time in collegiate basketball, good for a .549 winning percentage ... This is the Hokies' 103rd season of men's basketball.



Hokies in NCAA Stats

In the current NCAA statistics, Virginia Tech is fifth in the nation in three-point field goal % defense, is 27th in free throw percentage and 50th in field goal percentage defense ... Individually, **Dorenzo Hudson** is 35th and **Erick Green** is 39th in free throw percentage. (As of 2-2-12).

500 and Counting in the Cassell

The Hokies have a 515-155 overall record in the Cassell, good for a .769 winning percentage ... Tech is 8-5 this season and was 12-4 in Cassell last season, the 50th year for the arena ... The win over Florida State on Jan. 8, 2011, was the 500th victory in the building ... The win over FSU in 2008 marked the Hokies' 600th game played in Cassell Coliseum ... Tech defeated Rhode Island, 86-63, on Nov. 20, 2002, in its 500th game in the arena ... Tech has had just one break-even home season and one losing season in Cassell Coliseum ... The 17 victories for the Hokies at home in the 2009-10 season set a new Cassell Coliseum and school record.

Raising That Number

Dorenzo Hudson began the season as a 74.6 percent career free throw shooter ... So far this season, Hudson is 69-80 from the line, good for 86.3 percent ... He has raised his career percentage to 77.6 percent from the line ... Hudson is currently 42nd nationally in free throw percentage ... His teammate, **Erick Green**, is 50th.

High Points With Low Points

The Hokies defeated #15/17 Virginia, 47-45, on Jan. 22 in Charlottesville ... The 45 points allowed is the fewest points Tech has ever allowed in an ACC regular season game ... The previous low was 48 points scored by Boston College, in a 67-48, Tech win in Cassell Coliseum on Feb. 26, 2008 ... The fewest points Tech has allowed an ACC opponent since joining the league was a 59-43 Virginia Tech win over Georgia Tech in last season's ACC Tournament ... The Hokies' 47 points at Virginia is the lowest point total for the Hokies ever in an ACC victory ... The last time the Hokies won any game while scoring 47-or-fewer points was a 45-43 win over George Washington on Feb. 4, 1997 in Cassell Coliseum ... Tech has only won three games in the last 50 years in which they have scored 47-or-fewer points ... The win at #15/17 Virginia is Tech's first win over a nationally-ranked team in which Tech scored fewer than 50 points.

We Like Threes

The Hokies have hit at least one three-pointer in every game since joining the ACC in the 2004-05 season ... Tech has now hit a three in 292 consecutive games, the most in school history ... Since the three-point arc was added to college basketball for the 1986-87 season, the Hokies have hit at least one three in all but three games ... The last time that the Hokies did not record a three-point field goal in a game was at Providence on Feb. 1, 2003 ... Tech has had nine games with only one three-pointer under **Seth Greenberg**.

Green on the Rise

Last season, after **Erick Green** took over the starting point guard duties for the Hokies in the ninth game of the season, he recorded three games of 20-or-more-points ... He has already matched that total in just the first 16 games of this season ... Last year, he averaged 11.6 points per game; this season his average is now at 16.0 ppg ... He also is shooting better from the field, the three-point arc and the free throw line this season, along with averaging 50 percent more rebounds and a half more assists ... Green scored 370 points all of last season; he has scored 319 points already this season ... Green is the only player in the ACC in the top 10 in scoring, assists and steals.

End of Game Heroics

Beginning with the North Carolina game on Jan. 19, **Dorenzo Hudson** has been coming off the bench to provide the Hokies a spark ... In the five games since then, he is averaging 12.4 points per game and has hit seven of 12 three-point field goal attempts ... In the Hokies' 47-45 victory at #15/17 Virginia on Jan. 22, Hudson scored the Hokies' final five points of the game and six of Tech's last eight points ... With less than 17 seconds remaining, Hudson hit a big three-pointer from the left corner to give Tech a four point lead ... Then, on the defensive end, Hudson made a diving steal attempt in the final second to disrupt the UVa offense.

Win 10

With Virginia Tech's win over Maryland on Feb. 15, 2011, it marked the eighth straight season that the Hokies have won at least 10 home games ... Tech has won eight home games so far this season.

Thompson to Miss 2011-12 Season

Senior forward **JT Thompson**, who missed the entire 2010-11 season following surgery to repair a torn anterior cruciate ligament in his left knee, will miss the 2011-12 season with the same injury to his right knee ... The injury occurred during practice on Nov. 2.

JT Makes the Walk

Across the stage, that is ... On Dec. 16, just hours before the Hokies defeated Campbell, **JT Thompson** walked across the stage right here in Cassell Coliseum to accept his diploma in sociology ... Congratulations to JT on this achievement.



JT Thompson

They're Free, Aren't They

In the win over FIU, **Dorenzo Hudson** hit all 12 of his free throw attempts ... That is a new career high for perfect free throw shooting in a game for Hudson and is the first game that a Hokie made at least 10 free throws in a game and shot 1.000 since Malcolm Delaney hit 14 of 14 from the line against Maryland on Feb. 15, 2011 ... This is the first time that Hudson has ever made all of his free throw attempts in a game and made 10-or-more free throws ... Hudson made 20-of-21 free throws in the win against Seton Hall on Jan. 2, 2010 in Cancun, Mexico, a game in which Hudson scored a career-high 41 points.

Hokies vs. Ranked Teams

With the loss to #7/5 Duke, the Hokies are 12-34 against nationally ranked teams since joining the ACC for the 2004-05 season and 13-38 against nationally ranked teams under **Seth Greenberg** ... Tech is 29-142 all-time against teams ranked in the AP poll and is 1-3 this season against ranked teams ... These numbers are only for teams ranked in the AP poll.

13 Threes

Virginia Tech made a season-high 13 three-pointers in the loss to #8/8 North Carolina on Jan. 19 ... It is the second time this season that Tech has reached double-figures in three-point field goals in a game, surpassing the 10 made threes in the season-opening win over ETSU ... It is also the most three-pointers made by the Hokies since joining the ACC and the most since Tech hit a school-record 16 three-pointers in a home loss to Marquette on Jan. 7, 1989.

A Lot to Lose

Graduation cost the Hokies two of the most prolific players in school history, plus a two-year starter, Malcolm Delaney, Jeff Allen and Terrell Bell ... Tech lost 63.3 percent of its scoring from last season, along with 63.8 percent of its assists, 61.9 percent of its rebounds and 58.4 percent of its minutes played ... That trio of players combined for 4,534 points and 2,106 rebounds in their careers at Virginia Tech.



Where to Find It

Many Virginia Tech men's basketball facts are available on hokiesports.com ... Below is a listing of URLs that may be helpful to the media.

The Last Time:

<http://www.hokiesports.com/lasttime.html>

Tech's all-time games against ranked opponents:

<http://www.hokiesports.com/mbasketball/rankedopp.html>

Opponent History:

<http://www.hokiesports.com/mbasketball/opponents.html>

Past Schedules:

<http://www.hokiesports.com/mbasketball/pastschedules.html>

All-time overtime games:

<http://www.hokiesports.com/lasttime.html> go to men's basketball and toggle the "Show Only OT Games" button

The Last Time page is customizable to search a wide range of topics.

Player bio pages have career highs, multiple splits and career game-by-game stats.

A New Way To Watch

Several Virginia Tech basketball games will be available via internet streaming, free of charge ... Here is a list of the games that will be shown on ESPN3.com and theACC.com.

ESPN3.com

Nov. 12	vs. ETSU
Nov. 14	vs. Monmouth
Nov. 27	vs. St. Bonaventure
Dec. 11	vs. Norfolk State
Dec. 17	vs. Campbell
Dec. 22	vs. Eastern Michigan
Jan. 25	vs. BYU

theACC.com/ESPN3.com

Dec. 19	vs. North Florida
---------	-------------------

**- All games shown over the air on ESPN, ESPN2, RSN and the ACC network will also be shown on ESPN3.com*

Vote for Seth Greenberg on the Infiniti Coaches' Charity Challenge

www.ESPN.com/Infiniti

Virginia Tech Athletics Communications

ON THE INTERNET

www.hokiesports.com

The official Web site of Virginia Tech athletics provides media and fans with schedules, results, rosters, bios, statistics, general releases and game notes on the Hokies.

The Gameday section has live stats, radio and television coverage information and other pertinent information. This section is for home games only.



hokiesports.com/media

A media-only Web site is designed to make the media's job easier. Here you will find high-resolution, color mug shots of every Hokie basketball player and coach available to download. Please contact the Athletics Communications Office for access to this media-only site.

Twitter

Follow the Hokies on Twitter @VT_MBBall.

www.theacc.com

Updated standings, results, schedules, statistics and notes are posted each week during the season.

New VT App

Virginia Tech basketball game broadcasts can be heard throughout the mid-Atlantic region on a network of radio stations and on SiriusXM Satellite radio ... Fans can also follow the action of the Virginia Tech IMG Sports Network on their iPhone, Android and BlackBerry devices ... The official mobile application of Virginia Tech athletics offers easy and instant access to up-to-the-minute news, scores, live game play-by-play, stats, schedules and rosters, streaming audio and more.

The free mobile application will include access to the following features:

- HEADLINES
- LIVE GAME SCORING FROM GAMETRACKER (SUBJECT TO GAMETRACKER AVAILABILITY)
- PREVIOUS GAME AND NEXT GAME SCHEDULES AND SCORES
- LIVE SCORING UPDATES
- PLAY-BY-PLAY COVERAGE
- PLAYER AND TEAM STATS
- BOX SCORE
- ON-DEMAND VIDEO (SUBJECT TO VIDEO AVAILABILITY)
- SCHEDULES AND SCORES
- ROSTERS
- IN-APP ALERT SYSTEM
- SHARING VIA EMAIL AND FACEBOOK

WHO TO CONTACT

Request for Interviews

Men's Basketball ACO

Bill Dyer
 (540) 231-8852 - office
 (540) 552-8461 - home
 (540) 998-5906 - cell
wdyer@vt.edu

Secondary Contact

Rachel Perreault
 (540) 231-2228 - office
 (603) 767-6492 - cell
rachelp5@vt.edu

Requests for Photos

Director of Photography

Dave Knachel
 (540) 231-1838
dknachel@vt.edu



Bill Dyer
 Associate Director of
 Athletics Communications

Attendance Figures

Virginia Tech, like other ACC schools, announces total tickets distributed at each home game ... That number includes season tickets, individual game tickets and student tickets.

Just a Name

When referring to Virginia Tech forward, **JT Thompson**, please do not place periods after the initials ... Please list him as "JT", not "J.T." ... Thank you for your consideration in this matter.

How To Say It

- Cassell ColiseumCastle
- Victor DavilaDAH-vuh-luh
- Cadarian Raines.....suh-DARE-ee-un
- Jarell Eddie.....ju-RELL
- Rob Ehsan.....E-san
- Marquis Rankin.....mar-KEYESE
- Joey van Zegerenvan ZEG-grin



Greenberg Charity Effort

Virginia Tech fans can join together with head coach **Seth Greenberg** to raise funds for the American Heart Association as part of the Infiniti Coaches' Charity Challenge ... 48 top coaches are part of the challenge and the winning coach will earn a \$100,000 donation for his charity ... In all, more than \$300,000 will be distributed during the Challenge ... For more information, log onto: www.ESPN.com/Infiniti.

The First Freshman Dorian Finney-Smith

accomplished something in the win over ETSU that has not happened in Blacksburg for quite some time ... His double-double of 10 points and 16 rebounds is the first time a Hokie freshman has accomplished that feat in their collegiate debut since Nov. 9, 2007, when Jeff Allen scored 19 points and had 10 rebounds against Elon ... Allen was the first since Dale Solomon accomplished that feat with 23 points and 11 rebounds in a win over Buffalo State in 1978 ... The last time a Virginia Tech freshman had at least 16 rebounds in any game was Ace Custis, who grabbed 16 rebounds against VMI on Dec. 9, 1993 ... Finney-Smith added his second career double-double with 14 points and 10 rebounds in the win over FIU and recorded No. 3 with 10 points and 14 rebounds in the win over Oklahoma State in Madison Square Garden.



Dorian Finney-Smith

Tech, UVa and #15

With the win at #15 Virginia on Jan. 22, Virginia Tech is now 2-5 all-time against teams ranked #15 in the AP poll ... Tech's only other win against a 15th-ranked team was a 59-53 win over Virginia in the Richmond Coliseum on Jan. 30, 1993.

Back-to-Back Ranked Teams

Virginia Tech played #8/8 UNC on Jan. 19 and #15/17 UVa on Jan. 22 ... This was the first time since the 2009-10 season that Tech has played consecutive games against ranked teams ... On Jan. 10, 13 and 16 of 2010, Tech played three straight games against #9 UNC (78-64 road loss), #23 Miami (81-66 home win) and #25 Florida State (63-58 road loss).

Family Tradition

Two Hokie players didn't need any introduction when they arrived on campus five years ago ... **JT Thompson** was joined on the Tech team by his cousin, **Dorenzo Hudson**.

What is a Hokie?

That's the most frequently asked question regarding Virginia Tech athletics ... The answer leads all the way back to 1896 when Virginia Agricultural and Mechanical College changed its name to Virginia Polytechnic Institute ... With the change came the necessity for writing a new cheer and a contest for such a purpose was held by the student body ... Senior O.M. Stull won first prize for his "Old Hokie" yell which still is used today ... Later, when asked if "Hokie" had any special meaning, Stull explained the words he used had no hidden or symbolic meaning, but had been thought up in an effort to get attention ... Hokie soon became a nickname for all Tech teams and for those people loyal to Tech athletics.

In the Cassell Under Seth

Seth Greenberg is 108-33 all-time coaching in Cassell Coliseum ... Here is a year-by-year breakdown.

	Regular	Post	Overall
2003-04	11-4	0-0	11-4
2004-05	12-3	1-0	13-3
2005-06	10-7	0-0	10-7
2006-07	13-2	0-0	13-2
2007-08	12-2	2-1	14-3
2008-09	9-5	1-1	10-6
2009-10	15-1	2-1	17-2
2010-11	11-3	1-1	12-4
2011-12	8-5	---	8-5
Totals	100-32	7-4	108-36

VT vs. The Conferences

ACC REGULAR SEASON	1-6
Atlantic Sun (ETSU, UNF).....	2-0
Atlantic 10 (St. Bonaventure, URI).....	2-0
Big 12 (Kansas State, Oklahoma State).....	2-1
BIG EAST (Syracuse).....	0-1
Big South (Campbell).....	1-0
Big Ten (Minnesota).....	0-1
MAC (Eastern Michigan).....	1-0
MEAC (Norfolk State).....	1-0
Northeast (Monmouth).....	1-0
Sun Belt (FIU).....	1-0
West Coast (BYU).....	0-1
Total	12-10

The Hokies

Under Seth Greenberg

VT outrebounds opponent.....	105-37
Opponent outrebounds VT.....	56-73
Rebounds are equal.....	5- 6
VT leads at the half.....	121-22
VT trails at the half.....	40-91
Game is tied at the half.....	5- 3
VT shoots 50% or better.....	50- 8
VT outshoots opponent.....	126-24
Opponent outshoots VT.....	39-91
VT holds opp. under 40%.....	79-10
VT scores 100+ points.....	4- 1
VT scores 90-99 points.....	15- 1
VT scores 80-89 points.....	25- 2
VT scores 70-79 points.....	68-23
VT scores 60-69 points.....	40-50
VT scores less than 60 points.....	14-39
Opponent scores 100+ points.....	1- 2
Opponent scores 90-99 points.....	1- 2
Opponent scores 80-89 points.....	10-27
Opponent scores 70-79 points.....	19-44
Opponent scores 60-69 points.....	55-30
Opp. scores less than 60 points.....	80-11
VT in games 5-or-fewer points or OT.....	49-50
VT at home.....	108-36
VT on the road.....	35-58
VT at a neutral site.....	23-22
Overtime games.....	14- 7
VT against conference foes.....	71-78
VT on television.....	99-100
VT vs. ranked teams (AP only).....	13-38
VT as a ranked team (AP only).....	5- 7

Career Double-Doubles

2007-08 Season

JT Thompson (1)

at Boston College (14 pts./12 rebs.)*

2008-09 Season

No active players

2009-10 Season

Victor Davila (1)

vs. VMI (13 pts./10 rebs.)

2010-11 Season

Victor Davila (1)

vs. Duke (11 pts./10 rebs.)

2011-12 Season

Dorian Finney-Smith (3)

vs. ETSU (10 pts./16 rebs.)*

vs. FIU (14 pts./10 rebs.)

vs. Oklahoma State (10 pts./14 rebs.)

Jarell Eddie (1)

vs. BYU (12 pts./14 rebs.)*

* - career highs at the time

Erick Green is the only player in the ACC in the top 10 in scoring, assists and steals.

He is also in the top 10 in the ACC in field goal %, free throw %, assist/turnover ratio and minutes played.



Compare & Contrast

VT	CU
67.4	64.9
61.8	60.0
43.1%	43.3%
40.0%	42.4%
35.6%	33.7%
26.8%	36.1%
74.6%	68.2%
35.1	33.0
+1.1	+1.5
12.3	13.0
12.7	12.3
5.9	7.1
3.8	4.1

Points for Pondering

Led VT in Scoring: Green (11), Hudson (5), Brown (2), Eddie (2), Davila (2), Garland (1)
Double Figure Scoring Games: Green (20), Hudson (11), Eddie (10), Davila (8), Finney-Smith (7), Brown (6), Raines (3), Garland (2)
40-point Games: none
30-39-point Games: Hudson (1)
20-29-point Games: Green (3), Eddie (1)
Led VT in Rebounding: Finney-Smith (13), Davila (5), Eddie (4), Green (3), Raines (2), Barksdale (2)
Double Figure Rebounding Games: Finney-Smith (5), Eddie (2), Barksdale (1)
Led VT in Assists: Green (12), Finney-Smith (6), Brown (4), Eddie (3), Hudson (2), Raines (2), Rankin (2), Davila (2), Garland (1)
Double Figure Assist Games: none
Double-Doubles: Finney-Smith (3), Eddie (1)
Most Points in a Half: 53 (2nd vs. Campbell)
Fewest Points in a Half: 19 (1st at Maryland)
Most Points Allowed in a Half: 48 (2nd vs. UNC)
Fewest Points Allowed in a Half: 9 (1st vs. EMU)
Largest Lead: 49 pts. (89-40 vs. Monmouth)
Largest Deficit: 22 pts. (40-62 vs. Duke)
Largest Margin of Victory: 45 pts. (91-46 vs. Monmouth)
Largest Margin of Defeat: 15 pts. (75-60 vs. Duke)
Largest Deficit Overcome in a Victory: 8 pts. (0-8 vs. Oklahoma State)
Largest Lead Lost in a Loss: 8 pts. (26-18 vs. KSU & 44-36 vs. UNC)
Largest Halftime Lead: 18 pts. (42-24 vs. Monmouth and 27-9 vs. EMU)
Largest Halftime Deficit: 13 pts. (32-19 at Maryland)
Average Margin of Victory: 15.8 ppv
Average Margin of Defeat: 6.6 ppp
Average Margin: +5.6 ppg

TOP INDIVIDUAL PERFORMANCES

VIRGINIA TECH

Points

31	Dorenzo Hudson vs. FIU
25	Erick Green at Minnesota
24	Erick Green at URI
24	Jarell Eddie vs. Norfolk State
21	Erick Green vs. Florida State
19	Robert Brown vs. Monmouth
19	Erick Green vs. St. Bonaventure
19	Erick Green at Wake Forest
18	Tyrone Garland vs. Monmouth
18	Dorenzo Hudson vs. Monmouth
18	Erick Green vs. Oklahoma State
18	Dorenzo Hudson at Oklahoma State
18	Erick Green at Maryland
17	Jarell Eddie vs. Syracuse
17	Erick Green vs. UNC
17	Erick Green vs. Duke
16	Dorenzo Hudson vs. North Florida
16	Erick Green at Oklahoma State
16	Dorenzo Hudson vs. UNC
16	Victor Davila vs. Duke
15	six times

Rebounds

16	Dorian Finney-Smith vs. ETSU
14	Dorian Finney-Smith vs. Oklahoma State
14	Jarell Eddie vs. BYU
11	Cadarian Raines vs. North Florida
10	Dorian Finney-Smith vs. FIU
10	C.J. Barksdale vs. Eastern Michigan
10	Dorian Finney-Smith at Oklahoma State
10	Dorian Finney-Smith vs. Florida State
10	Jarell Eddie at Virginia

Assists

8	Erick Green vs. North Florida
6	Erick Green vs. Campbell
6	Erick Green at Wake Forest
5	Dorian Finney-Smith vs. ETSU
5	nine times

Steals

3	Cadarian Raines vs. ETSU
3	Erick Green vs. Syracuse
3	Erick Green at URI
3	Cadarian Raines at URI
3	Erick Green vs. Norfolk State
3	Erick Green vs. UNC
2	23 times

Blocks

4	Dorian Finney-Smith vs. ETSU
3	Victor Davila vs. FIU
3	Cadarian Raines vs. Oklahoma State
3	Dorian Finney-Smith at URI
3	Cadarian Raines vs. North Florida
2	eight times

OPPONENTS

Points

28	Terrell Stoglin, Maryland
27	Marshall Barnes, UNC
23	Demitrius Conger, St. Bonaventure
23	Kinola Malesevic, URI
22	Noah Hartsock, BYU
21	Keiton Page, Oklahoma State (A)
20	Kris Joseph, Syracuse
19	Markel Brown, Oklahoma State
18	Brandon Triche, Syracuse
18	Chris McEachin, Norfolk State
18	Bernard James, Florida State (H)
18	Austin Rivers, Duke (H)
17	Jamar Samuels, Kansas State
17	Brandon Davies, BYU
16	Trey Freeman, Campbell
16	John Henson, UNC
15	seven times

Rebounds

16	John Henson, UNC
15	Travis McKie, Wake Forest
15	Bernard James, Florida State (H)
14	Jamar Samuels, Kansas State
11	Ed Waite, Monmouth
11	Tyler Zeller, UNC
11	Ashton Pankey, Maryland
10	Kris Joseph, Syracuse
10	C.J. Fair, Syracuse
10	Markel Brown, Oklahoma State
10	Nikita Mescheriakoc, Wake Forest

Assists

8	Kendall Marshall, UNC
6	Brandon Triche, Syracuse
5	four times

Steals

4	Matt Humphrey, Boston College (A)
3	Sheldon Cooley, ETSU
3	DeJuan Wright, FIU
3	Kris Joseph, Syracuse
3	Dion Waiters, Syracuse
3	Martavious Irving, Kansas State
3	Angel Rodriguez, Kansas State
3	Harrison Barnes, UNC
3	Jontel Evans, Virginia (A)
3	Anson Winder, BYU
3	Sean Mosley, Maryland

Blocks

6	John Henson, UNC
5	Fab Melo, Syracuse
5	Jordan Heriquez, Kansas State
5	Devidas Dulkys, Florida State
4	Carson Desrosiers, Wake Forest
3	Philip Jurick, Oklahoma State (A)
3	Noah Hartsock, BYU
2	12 times

2011-12 Starters

Green, Hudson, Finney-Smith, Eddie, Davila	9-5
Garland, Hudson, Finney-Smith, Eddie, Davila	1-0
Rankin, Hudson, Finney-Smith, Eddie, Davila	1-1
Green, Brown, Finney-Smith, Eddie, Davila	1-2
Green, Brown, Raines, Eddie, Davila	0-1
Green, Rankin, Finney-Smith, Eddie, Davila	0-1



Green on Cousy List

Virginia Tech guard **Erick Green** was named as a candidate for the 2012 Bob Cousy Award ... The award recognizes the top point guards in college basketball and is presented by The Naismith Memorial Basketball Hall of Fame in Springfield, Massachusetts.

Green is Good

Erick Green was named to the 2011 NIT Season Tip-Off All-Tournament team ... Green scored 14 points in the loss to #5/5 Syracuse and led the Hokies with 18 points in the win over Oklahoma State.

Lights, Camera, Hokies

Tech is 99-100 on television under **Seth Greenberg** ... The Hokies were 16-11 last season and are 4-9 this season ... The Hokies made a school-record 30 appearances in the 2008-09 season and made a then-school record 26 television appearances the year before ... Tech is 7-3 in internet streamed games.

Going Green

Erick Green was one of the most improved players in the ACC last season ... In the 26 games after he stepped into the starting line-up, Green had a great assist/turnover ratio ... In that span, he had 82 assists and just 35 turnovers ... He had 31 assists as a freshman in the 2009-10 season ... After entering the starting line-up in the win over Penn State last season, Green had eight games in which he did not commit a turnover, including the entire month of December (six games in which he had 15 assists and 0 turnovers) ... He has 61 assists and 34 turnovers this season.

Chaney Out

Allan Chaney has been denied medical clearance to return to practice and competition by the Virginia Tech Sports Medicine Department due to continued complications from a cardiac condition ... Since his first diagnosis, Chaney underwent a thorough and exhaustive course of evaluation and treatment ... As a result of his medical condition, the Virginia Tech medical staff has determined that in order to minimize his risk for further complications from his condition, Chaney will not be cleared to return to basketball ... He is in school and will graduate from Virginia Tech this summer.



Allan Chaney

Close Games

The Hokies are 49-50 under **Seth Greenberg** in games that have been decided in overtime or by five-or-fewer points ... Tech is 2-6 in such games this season.

Versus the Best

Seth Greenberg entered this season with four career wins against No. 1-ranked teams and three of those have come since Virginia Tech joined the ACC in 2004 ... The three ACC wins against No. 1-ranked teams (all three opponents were ACC foes) ranks Greenberg tied for sixth among all-time ACC coaches ... The three victories are tied for third (with Florida State's Leonard Hamilton) among current ACC coaches.

Hokies in Overtime

The Hokies are now 56-42 all-time in overtime games ... Virginia Tech was 1-2 last season in overtime games ... Tech is 25-20 in road overtime games, 25-9 in home overtime games and 6-13 on neutral courts ... Tech is 14-7 in all overtime games under **Seth Greenberg** and 10-2 in ACC overtime games ... The last time the Hokies lost a true road overtime game was Feb. 11, 2006, when Tech fell to Virginia, 81-77, in University Hall ... Tech is 5-8 in double overtime games and 1-2 in triple overtime games.

Scheduling Oddity

The 67-61 win on New Year's Eve was the second meeting of the season between Oklahoma State and Virginia Tech ... The last time Tech played the same non-conference opponent twice in the same season was the 1992-93 season, when Tech split a home-and-home series with East Carolina.

Roster News

Virginia Tech senior **Joey Racer**, who joined the team as a walk-on in the fall, has been awarded a scholarship for the spring semester by head coach **Seth Greenberg** ... Guard **Will Johnston** joined the team as a walk-on ...



Joey Racer

Johnston, a 6-3 freshman guard, had been practicing with the team for a week prior to being added to the active roster ... Johnston saw his first-ever ACC action in the final second of the Hokies' 47-45 victory at #15/17 Virginia on Jan. 22 ... Sophomore guard Tyrone Garland has left the program and has transferred to La Salle.



Will Johnston

Hokies in ACC Stats

INDIVIDUALS	TEAM	
	All	ACC
Scoring		
Erick Green	5th	3rd
Dorengo Hudson	24th	---
Rebounding		
Dorian Finney-Smith	8th	T 24th
Jarell Eddie	19th	---
Victor Davila	---	T 14th
Field Goal Percentage		
Erick Green	8th	9th
Assists		
Erick Green	T 9th	8th
Free Throw Percentage		
Dorengo Hudson	3rd	---
Erick Green	4th	4th
Steals		
Erick Green	9th	---
3-pt. FG Made		
Jarell Eddie	T 10th	9th
Assist/Turnover Ratio		
Erick Green	7th	4th
Offensive Rebounds		
Dorian Finney-Smith	10th	---
Defensive Rebounds		
Jarell Eddie	T 8th	---
Minutes Played		
Erick Green	5th	1st



as of 2-3-12



Tech Loves the Garden

Madison Square Garden has always been special to the Hokies ... Since **Seth Greenberg** took over as the Hokies' head coach in 2003, Tech has played nine games in "The World's Most Famous Arena" and has a 7-2 record in those games ... Tech has also won two Holiday Festivals in this building ... All in all, the Hokies are 14-5 in MSG and won two NIT post-season titles, in 1973 and 1995.

Hudson Honored by ACC

Virginia Tech guard **Dorenzo Hudson** was named the Atlantic Coast Conference Co-Player of the Week for the week ending Nov. 20, 2011 ... Hudson, a redshirt senior from Charlotte, N.C., averaged 24.5 points and 2.5 assists in wins over Monmouth and FIU ... In the 78-63 win over FIU, he was eight-of-13 from the floor and a perfect 12-of-12 from the free throw line en route to scoring an ACC season-high 31 points in a victory that advanced the Hokies to the semifinals of the NIT Season Tip-Off.

Notes From the Win Over EMU

In the Hokies' win over Eastern Michigan, Tech held the Eagles to just nine points in the first half ... That is the fewest points allowed in a half by the Hokies since at least 2000 ... It also marked the second-fewest points allowed by a team in a Division I game this season ... Wisconsin allowed Kennesaw State just eight points in the first half of their game on Nov. 12 in Madison ... Tech held the Eagles to just 28.1 percent from the field, including 14.3 percent in the first half ... That marks the third time this season that the Hokies have held an opponent under 30 percent from the field this season.

Van Zegeren Out

The Hokies are planning on seeking a medical redshirt on freshman forward **Joey van Zegeren** ... He suffered a concussion earlier this season and has had other concussion-like issues.

On This Date

Virginia Tech is 28-16 all-time in games played on Feb. 4 ... Tech won its last game on this date, a 74-70 win against North Carolina in Cassell Coliseum in 2010 ... Tech is 22-8 in home games on this date ... Tech is 1-1 in ACC games on this date and 1-1 in home ACC games on this date ... Tech has never played Clemson on this date, but is 5-6 against schools currently in the ACC on this date ... Tech is 435-397 all-time on Saturdays.

Hostile Crowds

The announced crowd of 12,528 at Kansas State last season was the largest crowd to witness a Virginia Tech non-conference away or neutral site game since Dec. 21, 2006, when the Hokies defeated Seton Hall, 80-61, in Madison Square Garden in front of 19,528 ... The last time the Hokies played in front of a larger crowd on a non-conference opponent's home court was Nov. 28, 2005, when the Hokies fell to Ohio State in the Shottenstein Center in front of an announced crowd of 13,218 ... Tech's 67-61 victory at Oklahoma State on Dec. 31, 2011 was in front of a crowd of 12,500.

The State We're In

Virginia Tech is 420-304 (.580) all-time against schools from Virginia ... Tech is 2-0 against state schools this year and was 1-2 against state schools last season ... The Hokies have played 14 schools from the state ... With the win over Norfolk State on Dec. 11, the only state Division I school that Tech has not played is Hampton ... Tech holds winning records against 10 of the schools and even records against two others ... Tech is 25-14 against schools from Virginia under **Seth Greenberg**.

What's Up Next

The Hokies head to South Florida on Thursday, as they play Miami in the BankUnited Center ... The game will tip-off at 9 p.m. and will be broadcast by ESPN2.

That's an Improvement

Virginia Tech's **Jarell Eddie** is fourth in the ACC in improved scoring from last year ... As a freshman, Eddie averaged just 2.9 points per game ... This season, he has improved to 9.7 points per game ... That +6.8 ppg trails only Terrell Stoglin of Maryland (+10.4), C.J. Williams of NC State (+7.1) and C.J. Harris of Wake Forest (+7.1).

Rebounds

Since the Hokies joined the ACC in 2004, a Tech player has grabbed 15-or-more rebounds in a game seven times ... Here are those seven instances.

- 21 Jeff Allen vs. Longwood (12-14-08)
- 19 Jeff Allen at BC (2-5-11)
- 18 Coleman Collins vs. Duke (2-17-05)
- 17 Jeff Allen vs. Seton Hall (1-2-10)
- 16 Jamon Gordon at Clemson (3-1-06)
- Jeff Allen at ODU (12-16-07)
- Dorian Finney-Smith (11-12-11)**

Tech Talk Live

Tech Talk LIVE!, Presented by Geico is broadcast every Monday night at Bull & Bones Brewhaus and Grill at the First and Main complex in Blacksburg.

The radio program airs from 7-8 p.m. in front of a live audience, and can be heard on Virginia Tech IMG Sports Network radio affiliates throughout the region and on-line through Hokies All-Access.

Coach Greenberg appears on the program. Fans can submit a question or comment via hokiesports.com



Radio Network

2011-12 Virginia Tech IMG Sports Network

<i>Abingdon</i>	<i>WFHG-FM 92.7 FM</i>
<i>Blacksburg</i>	<i>WBRW-FM 105.3 FM</i>
<i>Blackstone</i>	<i>WBBC-FM 93.5 FM</i>
<i>Bluefield, WV</i>	<i>WKQY-FM 100.9 FM</i>
<i>Bluefield, WV</i>	<i>WKEZ-AM 1240 AM</i>
<i>Bristol</i>	<i>WFHG-AM 980 AM</i>
<i>Charlottesville</i>	<i>WKAV-AM 1400 AM</i>
<i>Clifton Forge</i>	<i>WXCF-AM 1230 AM</i>
<i>Clifton Forge</i>	<i>WXCF-FM 103.9 FM</i>
<i>Clincho</i>	<i>WDIC-AM 1430 AM</i>
<i>Clintwood</i>	<i>WDIC-FM 92.1 FM</i>
<i>Chatham/Gretna</i>	<i>WMNA-FM 106.3 FM</i>
<i>Galax</i>	<i>WWWJ-AM 1360 AM</i>
<i>Gate City</i>	<i>WGAT-AM 1050 AM</i>
<i>Harrisonburg</i>	<i>WSIG-FM 96.9 FM</i>
<i>Jacksonville, NC</i>	<i>WAVQ-AM 1400 AM</i>
<i>Lebanon</i>	<i>WLRV-AM 1380 AM</i>
<i>Luray</i>	<i>WMXH-FM 105.7 FM</i>
<i>Lynchburg</i>	<i>WLNI-FM 105.9 FM</i>
<i>Marion</i>	<i>WOLD-FM 102.5 FM</i>
<i>Martinsville</i>	<i>WMVA-AM 1450 AM</i>
<i>Morningside, MD</i>	<i>WHFS-AM 1580 AM</i>
<i>New Bern, NC</i>	<i>WWNB-AM 1490 AM</i>
<i>New Bern, NC</i>	<i>WWNB-FM 103.9 FM</i>
<i>Norfolk</i>	<i>WNIS-AM 790 AM</i>
<i>Onley</i>	<i>WESR-AM 1330 AM</i>
<i>Onley</i>	<i>WESR-FM 103.3 FM</i>
<i>Richmond</i>	<i>WRNL-AM 910 AM</i>
<i>Richmond*</i>	<i>WRVA-AM 1140 AM</i>
<i>Roanoke</i>	<i>WSNV-FM 93.5 FM</i>
<i>Staunton</i>	<i>WTON-AM 1240 AM</i>
<i>Tazewell</i>	<i>WKQY-FM 100.1 FM</i>
<i>Warsaw</i>	<i>WNNT-FM 107.5 FM</i>
<i>Warsaw</i>	<i>WNNT-AM 690 AM</i>
<i>Washington, DC</i>	<i>WJFK-FM 106.7 FM</i>
<i>White Stone</i>	<i>WIGO-FM 104.9 FM</i>
<i>Winchester</i>	<i>WINC-AM 1400 AM</i>
<i>Wytheville</i>	<i>WXBX-FM 95.3 FM</i>



Hot Shooting

In the win over Monmouth, the Hokies shot 62.5 percent from the field ... That is the highest single-game percentage for the Hokies since a 69.2 percent performance in the win over Mount St. Mary's last season ... Tech was 66.7 percent from three-point range ... That is the highest single-game percentage since shooting 66.7 percent from three-point range in the win at Wake Forest last season ... The last time the Hokies shot better than 66.7 percent from three-point territory was 68.8 percent against Wisconsin on Dec. 1, 2008 ... Tech followed that with a 51.9 percent shooting night in the win over FIU ... That marks the first time since the wins over Wake Forest and Maryland (on Jan. 15 and 20, 2011) that the Hokies have recorded back-to-back games of better than 50 percent shooting from the field ... Tech has shot better than 50 percent from the field in five of its 16 games this season.

Second on the List

With the win at Campbell last season, **Seth Greenberg** recorded his 110th career victory at Virginia Tech and passed Chuck Noe into second place in career coaching wins ... He currently has 166 career victories at Virginia Tech ... Charlie Moir is tops on the list with 213 victories.

ACC Numbers

ACC home teams are winning 56.8 percent of their league games this season ... Last season, ACC home teams won 73.3 percent of their league games ... ACC teams have won 69.0 percent of their non-conference games this season.

Seth Greenberg is currently tied with former Virginia head coach Jeff Jones for 20th place on the all-time ACC wins list, with 64 victories. This includes ACC regular season and tournament games.

All-Time Scoring

Here is a list of the names **Dorenzo Hudson** is approaching on the list of all-time leading scorers in Virginia Tech history.

Career Points

- 31. Jeff Schneider.....1,178
- 32. Rolan Roberts.....1,169
- 33. Dick Sayre1,165
- 34. Coleman Collins1,144
- 35. Brian Chase1,115
- 36. Dorenzo Hudson1,097**

Erick Green (right) has scored in double figures in an ACC-best 23 consecutive games.




Raines Makes the Most of His Time

Cadarian Raines was limited to just 12 minutes of action in the win over Oklahoma State in Madison Square Garden, but the sophomore post made the most of his minutes ... He grabbed a then-career-high nine rebounds in that time and also blocked three Cowboy shots ... In the Hokies' win at Rhode Island, Raines recorded a new career-high, as he scored 12 points in the win ... He also had a career-high with three steals ... He was six of eight from the field and grabbed four rebounds ... In the win over Norfolk State, Raines scored 10 points and grabbed seven rebounds, six on the offensive glass and he grabbed a career-high 11 rebounds in the win over North Florida, while also adding three blocked shots ... Raines continued his strong play on Dec. 22, as he scored 10 points and had four rebounds in 16 minutes of action in the win over Eastern Michigan ... He also made all four of his free throw attempts.



Cadarian Raines

Erick Green is currently shooting 79.3 percent from the free throw line for his career, 11th-best in school history.



Our Name, Please

When referring to Virginia Tech, we ask that you please leave it at that - Virginia Tech ... Virginia Tech University is not now and never has been a name for the school ... The official name of the university is Virginia Polytechnic Institute and State University ... "VahTech", VPI, VPI&SU, VPI and SU and Va. Tech are also not recognized names and should not be used ... VT is acceptable as a shortended, agate form ... When referring to the school by its nickname, please use "Hokies" ... Your help in these matters is appreciated.

Coming Next Year

On Nov. 9, the Hokies announced the signing of two players to National Letters of Intent ... **Montrezi Harrell**, a 6-7 forward from Tarboro, N.C., and **Marshall Wood**, a 6-7 forward from Rustburg, Va., will join the program in the fall of 2012 ... Harrell is playing this season at Hargrave Military Academy in Chatham, Va., and Wood is playing at Rustburg H.S. near Lynchburg, Va.

Virginia Tech Streaks

	Total	Home	Road	Neutral
Overall	Lost 3	Lost 2	Lost 1	Won 1
ACC*	Lost 2	Lost 4	Lost 1	---
Non-Conference	Lost 1	Lost 1	Won 2	Won 1

* - regular season games only

Longest winning streak this season 6, 12-7 thru 1-7
 Longest losing streak this season 4, 1-7 thru 1-19



Head Coach Seth Greenberg



Success is not a given. Only through hard-work and dedication, will success come. In his eighth season at Virginia Tech, Seth Greenberg has set the Hokies onto a course of winning and competing at the highest level.

Since joining the Hokies, Greenberg has established himself as not only a builder of programs, but as a coach who has an eye on the ultimate goal.

Greenberg has a career record of 379-286, now in his 22nd season as a collegiate head coach and a 166-116 record in his ninth season at Virginia Tech. Since coming to Blacksburg, Greenberg's Hokies have three wins over No. 1 ranked teams, including, most recently, a 64-60 victory over top-ranked Duke on Feb. 26, 2011 in Cassell Coliseum.

In the 2006-07 season, the Hokies engineered a historic sweep over North Carolina, including a 94-88 win over the Tar Heels in Cassell Coliseum when UNC was the top-ranked team in the country. Couple that victory against North Carolina with a 69-67 overtime win at No. 5 Duke the week before, the Hokies spent time atop the ACC standings for the first time ever. During the 2008-09 season, the win at No. 1 Wake Forest and an 80-77 win at No. 12 Clemson were added to the list. This past season, home wins over a pair of No. 23 teams, Miami and Wake Forest, continued the run of top 25 victories.

With Greenberg's win at Campbell on Nov. 23, 2009, he passed Chuck Noe into second place on the all-time wins list at Virginia Tech with 110 victories. Only Charlie Moir, with 213 victories, has more wins at Tech than Greenberg.

In his time at Virginia Tech, Greenberg is 3-3 against top-ranked teams, with all three losses coming on final possessions. Tech has made five consecutive post-season appearances and six in Greenberg's eight years in Blacksburg.

The Hokies moved into the new \$21 million practice facility in August 2009. This building brings Virginia Tech basketball the "WOW Factor!" that it needs to compete among the elite in college basketball and is the culmination of a vision that Greenberg has for the university and its basketball program.

In the past few years, Greenberg has received two awards that not only speak to his success on the court, but his works off the court as well. In September 2009, Greenberg was presented with the inaugural Al LoBalbo Award by his alma mater, Fairleigh Dickinson University. And in April, Greenberg was inducted into The National Jewish Sports Hall of Fame and Museum.

On March 11, 2008, Greenberg added another honor, as he was named the Atlantic Coast Conference's 2008 Coach of the Year. This marked the second time in four years that Greenberg earned the honor.

In the 2006-07 season, the Hokies defeated four nationally ranked teams and had a 3-0 record against teams ranked in the top-five. And as the 2010-11 season unfolds, Greenberg has the Hokies poised for even loftier achievements.

On April 3, 2003, the Hokies introduced Greenberg as their 27th head coach. A proven program builder, an admired and innovative tactician and an experienced recruiter, Greenberg took over the reigns of a Tech program that has made tremendous strides in his first six seasons in Blacksburg.

Greenberg earned his first major honor at Virginia Tech in 2005, being named the ACC Coach of the Year by the Atlantic Coast Sports Media Association. He was the fourth Hokie honored by the group for the team's play during

the Hokies' inaugural ACC season. The Richmond Times-Dispatch named Greenberg the Coach of the Year in the Commonwealth of Virginia.

The aggressive, up-tempo style that Greenberg installed in his first season with the Hokies has seen dividends and has brought a renewed sense of excitement to Cassell Coliseum, as well as to the "Hokie Nation." Perhaps the biggest influences seen in the program have been the work ethic and attention to details that Greenberg and his staff have instilled. And when speaking of hard work, the principle begins at the top, with Greenberg himself. Long hours of watching film, instructing players and developing the program, along with tirelessly working to promote the program and university while being involved in the community, have made Greenberg a popular face on the Blacksburg campus and in the "Hokie Nation."

Greenberg came to Virginia Tech from the University of South Florida, where he served as head coach for seven seasons. At USF, Greenberg had a record of 108-100. Prior to USF, Greenberg was the head coach at Long Beach State University, where his overall record was 105-70.

During his time at Long Beach State and USF, Greenberg's teams posted impressive records against major conference opponents. During his Long Beach State tenure there were wins over four nationally-ranked teams, including a 64-49 victory against then-No. 1 Kansas at Allen Fieldhouse in 1992-93. At South Florida, his teams were 2-0 against Ohio State, had two wins over Texas and won at Pittsburgh during the Panthers' run to the Sweet 16 in the 2001-02 season. The Bulls defeated eventual Final Four team Wisconsin in the 1999-2000 season.

A 1978 graduate of Fairleigh Dickinson, Greenberg was a four-year letter winner under head coach Al LoBalbo. His father, the late Ralph Greenberg, played at Long Island University under coaching legend Clair Bee, one of college basketball's all-time winningest coaches.

Greenberg began his coaching career as an assistant at Columbia in 1978. He moved to Pittsburgh two years later,

Head Coach Seth Greenberg



where he made two trips to the NCAA Tournament in three years with the Panthers. He spent the 1983-84 season at Virginia, helping the Cavs reach the Final Four before moving on to Miami as an assistant under future Virginia Tech head coach Bill Foster. At Miami, he helped revive a program that had been dormant for a number of years.

Greenberg first went to Long Beach State as associate head coach under Joe Harrington. Greenberg replaced him three years later when Harrington accepted the head coaching position at Colorado. In his six seasons at LBSU, Greenberg led the 49ers to two NCAA Tournament appearances and one NIT appearance. He led LBSU to two Big West Conference championships and one Big West regular-season title. While Greenberg was at LBSU, the 49ers defeated four nationally ranked teams. Greenberg also tutored future NBA players Bryon Russell, Lucious Harris and Juaquin Hawkins.

In the summer of 2004, Greenberg received a lofty honor when he was inducted into the Five Star Basketball Camp's Hall of Fame. The honor, shared by some of the greatest coaches like Rick Pitino and Hubie Brown, was bestowed

for the many years that Greenberg has been a part of the nation's top summer basketball camp as an instructor and guest speaker.

Greenberg has always been involved in charitable organizations and causes. In September of 2009, he was the winning head coach in the inaugural "Chairmen of the Boards" 3-on-3 charity basketball tournament to benefit Tuesday's Children in New York City. This group is the premiere non-profit organization serving the needs of the 9/11 community, providing a wide-range of programming from mentoring, to advocacy for children, to next-step life skills and leadership training for 9/11 families and rescue and recovery workers.

When confronted by the destruction of Hurricane Katrina, Greenberg knew he had to get involved. He served as the chairman of the organizing committee of AllCoachesCare.com, a major on-line sports auction that raised money for Habitat for Humanity and its efforts in helping to rebuild the Gulf Coast area. Working tirelessly, Greenberg helped the group acquire goods and services for the auction and also spent countless hours speaking on television and radio and to media members getting the word out

about the auction.

This past season, Greenberg took on a leadership role with "Shots from the Heart," an event that helped the American Heart Association raise money to fight heart disease. The event featured selected head coaches and assistant coaches in a bracketed free throw shooting contest.

Greenberg and his wife, Karen, are the parents of three daughters: Paige, 22, Ella, 19, and Jacqueline, 16. Paige graduated from Virginia Tech in May 2010 and Ella will be a junior cheerleader for the Hokies in the fall of 2011. Greenberg is active in a number of organizations and causes, including the Great American Teach-in, the American Heart Association, Coaches vs. Cancer and the Boys and Girls Club.

Infiniti Coaches' Charity Challenge

www.ESPN.com/Infiniti

The Greenberg File

COACHING EXPERIENCE

Head Coach,
Virginia Tech, 2003-present
166-116 record (.589)
Head Coach,
University of South Florida, 1996-2003
108-100 record (.519)
Head Coach,
Long Beach State University, 1990-96
105-70 record (.600)
379-286 overall head coaching record (.570)
Associate Head Coach,
Long Beach State University, 1987-90
Assistant Coach, University of Miami, 1984-87
Assistant Coach, University of Virginia, 1983-84
Assistant Coach, University of Pittsburgh, 1980-83
Assistant Coach, Columbia University, 1978-80

POSTSEASON APPEARANCES

NIT — 1992, 2000, 2002, 2005, 2008, 2009, 2010, 2011 (Head Coach) 1988, 1990 (Assistant Coach)
NCAA — 1993, 1995, 2007 (Head Coach)
1981, 1982,
1984 Final Four (Assistant Coach)

PERSONAL

Born - April 18, 1956, Plainview, N.Y.
High School - John F. Kennedy, 1974
College - Fairleigh Dickinson University 1978
Family - Wife: Karen - Daughters: Paige (22), Ella (19) and Jacqueline (16)

EDUCATION

B.A., Broadcast Journalism,
Fairleigh Dickinson University, 1978



Virginia Tech head basketball coach Seth Greenberg, with daughters, Ella, Jacqueline, wife, Karen and daughter, Paige.



The Last Time That...

Tech scored 100 points and won: 103-94, OT vs. Seton Hall, 1-2-10
Tech scored 100 points and lost: 100-104 2OT vs. Maryland, 2-27-10
Tech played in overtime: 76-79, OT vs. Wichita State (NIT), 3-20-11
Tech played in consecutive overtime games: 75-74 at Clemson, 2-8-06 & 77-81 at Virginia, 2-11-06
Tech played 2 OT: 100-104, 2OT vs. Maryland, 2-27-10
Tech played 3 OT: 86-90 at WVU, 2-2-83
Tech scored 100+ points: 102-77, vs. Georgia Tech, 2-13-11
Tech scored 90-99 points: 91-46, vs. Monmouth, 11-14-11
Tech scored 80-89 points: 84-55, vs. North Florida, 12-19-11
Tech scored 70-79 points: 71-50 vs. Eastern Michigan, 12-22-11
Tech scored 60-69 points: 60-75 vs. Duke, 2-2-12
Tech scored 50-59 points: 59-61 at Boston College, 1-14-12
Tech scored 40-49 points: 47-45 at Virginia, 1-22-12
Tech scored 30-39 points: 33-43 at East Carolina, 1966-67 season
Tech scored 20-29 points: 27-40 at McGuire Gen., 1945-46 season
Tech scored 10-19 points: 16-45 at Virginia, 1938-1939 season
Tech scored less than 10 points: 7-31 at W&L, 1922-1923 season
Tech allowed 100+ points: 100-104, 2OT vs. Maryland, 2-27-10
Tech allowed 90-99 points: 103-94, OT vs. Seton Hall, 1-2-10
Tech allowed 80-89 points: 68-82 vs. North Carolina, 1-19-12
Tech allowed 70-79 points: 60-75 vs. Duke, 2-2-12
Tech allowed 60-69 points: 59-61 at Boston College, 1-14-12
Tech allowed 50-59 points: 55-58 at Wake Forest, 1-7-12
Tech allowed 40-49 points: 47-45 at Virginia, 1-22-12
Tech allowed 30-39 points: 99-34, vs. Mount St. Mary's, 1-2-11
Tech allowed 20-29 points: 31-25 vs. Richmond, 2-1-46
Tech allowed 10-19 points: 60-19 vs. Lynchburg College, 1-9-46
Tech allowed less than 10 points: 28-9 vs. Hampden-Sydney, 1-17-23
Largest margin of victory: 83 points vs. Randolph Macon Academy, 87-4, 1-10-11
Largest margin of victory in an ACC game: 29 points vs. Wake Forest, 94-65, 1-15-11
Two Tech players recorded double-doubles in a game: Jeff Allen (18 pts./15 rebs.) and Victor Davila (12 pts./10 rebs.) vs. Duke, 2-26-11
Two Tech players recorded double-doubles in consecutive games: vs. UNC, ACC Tournament, 3-13-09 and vs. Duquesne, NIT, 3-18-09
Tech player had five or more steals: Manny Atkins (5) vs. Mount St. Mary's, 1-2-11
Tech player had 10 or more assists in a game: Malcolm Delaney (10) vs. Baylor, NIT, 3-21-09
Tech player had 20 or more rebounds in a game: Jeff Allen (21) vs. Longwood, 12-14-08
Two Tech players had double figures in rebounds: Victor Davila (10 rebounds) and Jeff Allen (15 rebounds) vs. Duke, 2-26-11
Two Tech players had five or more assists: Dorian Finney-Smith (5) & Tyrone Garland (5) vs. FIU, 11-15-11
Two Tech players scored 20 or more points: Malcolm Delaney (33 points) & Jeff Allen (25 points) vs. Georgia Tech, 2-13-11
Tech player scored 30-39 points in a game: 31, Dorenzo Hudson vs. FIU, 11-15-11
Tech player scored 40-49 points in a game: 41, Dorenzo Hudson vs. Seton Hall, 1-2-10
Tech player scored 50+ points in a game: 51, Bimbo Coles vs. Southern Miss., 2-6-88
Tech defeated a ranked opponent on the road: 80-77 at #12/13 Clemson, 2-25-09
Tech defeated a ranked opponent at home: 64-60 vs. #1 Duke, 2-26-11
Tech player had consecutive double-doubles: Jeff Allen, 2-15-11 & 2-19-11
Tech player had six consecutive double-doubles: Jeff Allen, 1-30-11, 2-2-11, 2-5-11, 2-13-11, 2-15-11 & 2-19-11
Tech player had seven consecutive double-doubles: Jeff Allen, 1-25-11, 1-30-11, 2-2-11, 2-5-11, 2-13-11, 2-15-11 & 2-19-11
Tech held opponent without a double-figure scorer: 65-47 vs. Miami, ACC Tournament, 3-12-09
Tech had five players score in double figures: vs. Campbell, 12-17-11
Tech had six players score in double figures: vs. Wake Forest, 1-15-11
Tech did not make a three-point field goal: at Providence, 2-1-03
Tech's opponent did not make a three-point field goal: at NC State, 2-10-10
Tech did not shoot a free throw in the first half: vs. Purdue, 12-1-10
Tech did not shoot a free throw in the second half: vs. Virginia, 12-5-10
Tech allowed a triple-double: Iman Shumpert (22 pts., 12 rebs., 11 assists), at Georgia Tech, 1-25-11
Tech allowed fewer than 10 points in a half: 9 points, vs. Eastern Michigan, 12-22-11

VICTOR DAVILA

SENIOR • FORWARD • 6-8 • 245
CANOVANAS, P.R. • STARMOUNT (N.C.)

#14



SEASON STATISTICS

Opponent	Min	FG-A-%	3FG-A-%	FT-A-%	O-D-T	A	TO	Blk	Stl	Pts
EAST TENNESSEE ST.	23	3-5-.600	0-0-.000	1-2-.500	2-4-6	3	0	2	0	7
MONMOUTH#	18	2-3-.666	0-0-.000	2-6-.333	0-5-5	0	2	2	0	6
FIU#	26	5-6-.833	0-0-.000	1-4-.250	1-6-7	2	1	3	0	7
vs. 5 Syracuse^	22	3-5-.600	0-0-.000	0-1-.000	2-0-2	0	4	0	0	6
vs. Oklahoma State^	18	1-5-.200	0-0-.000	0-0-.000	3-2-5	1	2	0	1	2
ST. BONAVENTURE	30	5-8-.625	0-0-.000	3-3-1.000	0-2-2	0	2	0	1	13
at Minnesota%	33	4-9-.444	0-0-.000	2-2-1.000	3-4-7	0	2	0	0	10
KANSAS STATE	17	0-2-.000	0-0-.000	1-2-.500	0-1-1	0	0	1	0	1
at Rhode Island	13	0-2-.000	0-0-.000	0-0-.000	0-1-1	0	2	1	1	0
NORFOLK STATE	13	2-5-.400	0-0-.000	2-2-1.000	0-0-0	0	0	0	1	6
CAMPBELL	21	6-9-.667	0-0-.000	3-3-1.000	0-3-3	0	1	0	1	15
NORTH FLORIDA	16	4-6-.667	0-0-.000	0-1-.000	0-2-2	1	2	1	1	8
EASTERN MICHIGAN	25	2-5-.400	0-0-.000	1-3-.333	0-4-4	1	2	0	1	5
at Oklahoma State	22	2-4-.500	0-0-.000	4-5-.800	2-1-3	1	1	1	1	8
at Wake Forest*	28	3-4-.750	0-0-.000	2-4-.500	2-5-7	0	1	0	0	8
FLORIDA STATE*	15	0-3-.000	0-0-.000	0-0-.000	1-0-1	0	0	1	0	0
at Boston College*	28	5-7-.714	0-0-.000	4-5-.800	2-2-4	0	0	1	0	14
8/8 NORTH CAROLINA*	25	1-4-.250	0-0-.000	0-0-.000	1-7-8	0	1	0	0	2
at 15/17 Virginia*	22	1-2-.500	0-0-.000	0-0-.000	2-3-5	1	2	0	0	2
BYU	24	4-5-.800	0-0-.000	4-6-.667	1-3-4	0	1	0	0	12
at Maryland*	29	5-8-.625	0-0-.000	4-4-1.000	3-5-8	2	0	1	1	14
7/5 DUKE*	29	6-8-.750	0-0-.000	4-6-.667	4-3-7	2	2	1	0	16
CLEMSON*										
at Miami*										
BOSTON COLLEGE*										
at Florida State*										
GEORGIA TECH*										
VIRGINIA*										
at Duke*										
at Clemson*										
NC STATE*										

*- ACC games; #- NIT Season Tip-Off (Blacksburg, Va.); ^- NIT Season Tip-Off (New York, N.Y.); % - Big 10/ACC Challenge

SEASON/CAREER GAME HIGHS

POINTS	
Season	16 vs Duke (2/2/12)
Career	16 vs Elon (11/26/08), vs Duke (2/2/12)
ACC	16 vs Duke (2/2/12)

MINUTES PLAYED	
Season	33 at Minnesota (11/30/11)
Career	39, 3x-last vs Duke (2/26/11)
ACC	39, 3x-last vs Duke (2/26/11)

FIELD GOALS MADE	
Season	6 vs Campbell (12/17/11), vs Duke (2/2/12)
Career	7 vs Elon (11/26/08), vs Maryland (2/15/11)
ACC	7 vs Maryland (2/15/11)

FIELD GOAL ATTEMPTS	
Season	9 at Minn. (11/30), vs Campbell (12/17)
Career	13 vs VMI (12/9/09)
ACC	10 vs Duke (2/26/11)

3-PT FIELD GOALS MADE	
Season	N/A
Career	N/A
ACC	N/A

3-PT FIELD GOAL ATTEMPTS	
Season	N/A
Career	1 vs Oklahoma State (11/26/10)
ACC	N/A

FREE THROWS MADE	
Season	4, 4x, last vs Duke (2/2/12)
Career	7 vs Georgia Tech (2/13/11)
ACC	7 vs Georgia Tech (2/13/11)

FREE THROW ATTEMPTS	
Season	6 vs Monmouth (11/14/11), vs Duke (2/2/12)
Career	11 vs Georgia Tech (2/13/11)
ACC	11 vs Georgia Tech (2/13/11)

REBOUNDS	
Season	8 vs UNC(1/19), at Maryland (1/28/12)
Career	13 at NC State (2/2/ 11)
ACC	13 at NC State (2/2/11)

ASSISTS	
Season	3 vs ETSU (11/12/11)
Career	3, 3x, last vs ETSU (11/12/11)
ACC	3 vs Maryland (2/15/11)

BLOCKS	
Season	3 vs FIU (11/15/11)
Career	4 at NC State (2/10/10), at UVa (2/19/11)
ACC	4 at NC State (2/10/10), at UVa (2/19/11)

STEALS	
Season	1, 9x, last at Maryland (1/28/12)
Career	3 vs UNC(11/21/10)
ACC	2 vs Miami (3/12/10)



2011-2012 NOTES

Grabbed six rebounds and scored seven points against East Tennessee State in the season opener ... Brought down five boards and put up six points against Monmouth ... Tallied seven points, seven boards and three blocks against FIU ... Scored six points against No. 5 Syracuse ... Grabbed five boards against Oklahoma State ... Scored 13 points, while going 3-for-3 from the line against St. Bonaventure ... Had six points and one steal against Norfolk State ... Neared a career high with 15 points against Campbell ... Scored eight points against North Florida ... Brought down four boards and added five points against Eastern Michigan ... Scored eight points and grabbed three rebounds at Oklahoma State ... Scored eight points and brought down seven boards at Wake Forest ... Dropped 14 points and grabbed four boards at Boston College ... Grabbed eight rebounds against No. 8 North Carolina ... Brought down five rebounds at No. 15 Virginia ... Put up 12 points and grabbed four boards against BYU ... Scored 14 points and grabbed eight rebounds at Maryland ... Matched a career high with 16 points against No. 7 Duke, while also adding seven rebounds.

CAREER STATISTICS

Year	GP-GS	Min-Avg.	FGM-FGA-Pct.	3FG-FGA-Pct.	FTM-FTA-Pct.	Off.-Def.	Reb-Avg.	A-TO	Blk	Stl	TP-Avg.
08-09	33-10	393-11.9	40-74-.541	0-0-.000	21-39-.538	29-38	67-2.0	5-18	8	2	101-3.1
09-10	34-33	790-23.2	72-151-.477	0-0-.000	35-65-.538	77-67	144-4.2	13-30	26	8	179-5.3
10-11	34-34	1072-31.5	100-175-.571	0-1-.000	52-112-.464	57-115	172-5.1	29-46	41	8	252-7.4
11-12	22-22	497-22.6	64-115-.557	0-0-.000	38-59-.644	29-63	92-4.2	14-28	15	9	166-7.5
Career	123-99	2752-22.4	276-515-.536	0-1-.000	146-275-.531	192-283	475-3.9	61-122	90	27	698-5.7

DORENZO HUDSON

R-SENIOR • GUARD • 6-5 • 220
CHARLOTTE, N.C. • HARGRAVE MIL. ACAD.

#5



SEASON STATISTICS

Opponent	Min	FG-A-%	3FG-A-%	FT-A-%	O-D-T	A	TO	Blk	Stl	Pts
EAST TENNESSEE ST.	37	3-7-.429	1-3-.333	2-3-.667	0-2-2	1	4	0	1	9
MONMOUTH#	24	7-10-.700	0-2-.000	4-6-.666	0-4-4	3	0	0	2	18
FIU#	34	8-13-.615	3-5-.600	12-12-1.000	1-4-5	2	3	0	0	31
vs. 5 Syracuse^	38	3-7-.429	1-3-.333	6-6-1.000	1-1-2	2	3	0	1	13
vs. Oklahoma State^	35	2-13-.154	0-4-.000	3-4-.750	1-2-3	1	3	0	1	7
ST. BONAVENTURE	35	3-10-.300	1-3-.333	1-2-.500	0-3-3	1	1	0	1	8
at Minnesota%	25	0-4-.000	0-1-.000	0-0-.000	3-0-3	1	1	0	1	0
KANSAS STATE	25	3-9-.333	1-5-.200	0-0-.000	1-3-4	0	1	0	0	7
at Rhode Island	22	2-6-.333	0-2-.000	4-4-1.000	1-2-3	4	1	0	0	8
NORFOLK STATE	33	3-10-.300	0-2-.000	1-2-.500	1-1-2	1	1	0	0	7
CAMPBELL	26	5-11-.455	2-4-.500	3-4-.750	0-1-1	3	4	0	1	15
NORTH FLORIDA	27	6-10-.600	1-4-.250	3-3-1.000	2-1-3	1	1	0	0	16
EASTERN MICHIGAN	22	3-9-.333	0-3-.000	2-2-1.000	0-2-2	3	2	0	2	8
at Oklahoma State	34	5-10-.500	2-4-.500	6-6-1.000	2-3-5	0	1	0	0	18
at Wake Forest*	33	4-13-.308	0-5-.000	0-0-.000	1-1-2	3	2	1	1	8
FLORIDA STATE*	29	2-10-.200	0-2-.000	4-4-1.000	1-4-5	1	1	0	1	8
at Boston College*	34	4-9-.444	0-1-.000	5-6-.833	1-2-3	2	7	0	0	13
8/8 NORTH CAROLINA*	24	5-9-.555	4-6-.667	2-2-1.000	1-0-1	0	0	0	1	16
at 15/17 Virginia*	27	5-7-.714	1-1-1.000	1-2-.500	0-1-1	0	2	0	1	12
BYU	27	4-8-.500	2-3-.667	4-4-1.000	0-1-1	1	3	1	1	14
at Maryland*	29	4-12-.333	2-4-.500	4-6-.667	0-3-3	1	2	0	1	14
7/5 DUKE*	27	2-3-.667	0-1-.000	2-2-1.000	1-0-1	0	3	0	1	6
CLEMSON*										
at Miami*										
BOSTON COLLEGE*										
at Florida State*										
GEORGIA TECH*										
VIRGINIA*										
at Duke*										
at Clemson*										
NC STATE*										

*- ACC games; # - NIT Season Tip-Off (Blacksburg, Va.); ^- NIT Season Tip-Off (New York, N.Y.); % - Big 10/ACC Challenge

2011-2012 NOTES

Put up nine points and grabbed two rebounds in the season opener against East Tennessee State ... Put up 18 points and grabbed four rebounds against Monmouth ... Dropped 31 points, going 12-for-12 from the line against FIU ... Scored 13 points against No. 5 Syracuse ... Scored seven points against Oklahoma State ... Tallied eight points and three rebounds against St. Bonaventure ... Scored seven points and grabbed four rebounds against Kansas State ... Tallied eight points and four assists at Rhode Island ... Scored seven points and added two rebounds against Norfolk State ... Put up 15 points to go along with three assists against Campbell ... Scored 16 points, also adding three rebounds against North Florida ... Scored eight points, adding three assists and two steals against Eastern Michigan ... Buried 18 points and brought down five rebounds at Oklahoma State ... Tallied eight points and three assists at Wake Forest ... Scored eight points and grabbed five rebounds against Florida State ... Tallied 13 points at Boston College ... Rallied for 16 points in the first half after coming off the bench against No. 8 North Carolina ... Scored 12 points, including the game-winning three at No. 15 Virginia ... Led the team with 14 points, scoring in double figures for the fourth straight game ... Scored 14 points and added three rebounds at Maryland.

SEASON/CAREER GAME HIGHS

POINTS	
Season	31 vs FIU (11/15/11)
Career	41 vs Seton Hall (1/2/10)
ACC	23 at NC State (2/10/10)
MINUTES PLAYED	
Season	38 vs. Syracuse (11/24/11)
Career	45 vs Maryland (2/27/10)
ACC	45 vs Maryland (2/27/10)
FIELD GOALS MADE	
Season	8 vs FIU (11/15/11)
Career	12 vs UConn (3/22/10)
ACC	9 at NC State (2/10/10)
FIELD GOAL ATTEMPTS	
Season	13, 3x, last at Wake Forest (1/7/12)
Career	22 vs Seton Hall (1/2), at UNC (1/10/10)
ACC	22 at North Carolina (1/10/10)
3-PT FIELD GOALS MADE	
Season	4 vs North Carolina (1/19/12)
Career	4 at Miami (1/31/10), vs UNC (1/19/12)
ACC	4 at Miami (1/31/10), vs UNC (1/19/12)
3-PT FIELD GOAL ATTEMPTS	
Season	6 vs North Carolina (1/19/12)
Career	8 at Miami (1/31/10)
ACC	8 at Miami (1/31/10)
FREE THROWS MADE	
Season	12 vs FIU (11/15/11)
Career	20 vs Seton Hall (1/2/10)
ACC	9 vs Wake Forest (2/16/10)
FREE THROW ATTEMPTS	
Season	12 vs FIU (11/15/11)
Career	21 vs Seton Hall (1/2/10)
ACC	12 vs Wake Forest (2/16/10)
REBOUNDS	
Season	5, 3x, last vs Florida State (1/10/12)
Career	7, 3x, last vs UConn (3/22/10)
ACC	7 vs Wake Forest (2/16/10)
ASSISTS	
Season	4 at Rhode Island (12/7/11)
Career	6 vs Brown (11/15/09)
ACC	4 vs NC State (3/3/10)
BLOCKS	
Season	1 at WF (1/7/12), vs BYU (1/25/12)
Career	2 vs UMBC (12/22/09)
ACC	1, 4x, last at Wake Forest (1/7/12)
STEALS	
Season	2 vs Monmouth (11/14), vs EMU (12/22/11)
Career	3 vs Hofstra (12/28/07)
ACC	2, 3x, last at BC (2/24/10)



Year	GP-GS	Min-Avg.	FGM-FGA-Pct.	3FG-FGA-Pct.	FTM-FTA-Pct.	Off-Def.	Reb-Avg.	A-TO	Blk	Stl	TP-Avg.
07-08	26-2	321-12.3	37-104-.356	10-47-.213	6-11-.545	14-23	37-1.4	12-22	2	9	90-3.5
08-09	34-24	702-20.6	55-152-.362	23-69-.333	24-30-.800	15-48	63-1.9	38-36	4	19	157-4.6
09-10	33-33	1155-35.0	174-398-.437	35-120-.292	117-155-.755	33-81	114-3.5	63-57	8	25	500-15.2
10-11	9-8	289-32.1	35-82-.427	4-18-.222	20-28-.714	10-18	28-3.1	13-24	0	8	94-10.4
11-12	22-17	647-29.4	83-200-.415	21-68-.309	69-80-.863	18-41	59-2.7	33-47	3	17	256-11.6
Career	124-84	3114-25.1	384-936-.410	93-322-.289	236-304-.776	90-211	301-2.4	159-186	17	78	1097-8.8

ERICK GREEN

JUNIOR • GUARD • 6-4 • 185
WINCHESTER, VA. • PAUL VI

#11



SEASON STATISTICS

Opponent	Min	FG-A-%	3FG-A-%	FTA-%	O-D-T	A	TO	Blk	Stl	Pts	
EAST TENNESSEE ST.	--Did Not Play--										
MONMOUTH#	23	3-6-.500	2-2-1.000	3-3-1.000	0-2-2	5	2	1	1	11	
FIU#	25	5-7-.714	2-3-.666	0-0-0.000	2-0-2	0	2	0	0	12	
vs. 5 Syracuse^	36	5-10-.500	4-7-.571	0-0-0.000	0-5-5	2	1	0	3	14	
vs. Oklahoma State^	39	6-12-.500	1-1-1.000	5-7-.714	0-1-1	1	2	0	1	18	
ST. BONAVENTURE	33	5-11-.455	2-5-.400	7-8-.875	0-3-3	4	2	0	2	19	
at Minnesota%	38	9-18-.500	4-8-.500	3-3-1.000	1-3-4	4	0	1	1	25	
KANSAS STATE	36	4-17-.235	0-3-.000	6-8-.167	3-4-7	3	3	0	1	14	
at Rhode Island	33	10-14-.714	2-5-.400	2-3-.667	1-1-2	1	1	0	3	24	
NORFOLK STATE	36	4-10-.400	1-1-1.000	3-3-1.000	0-4-4	1	1	0	3	12	
CAMPBELL	29	3-4-.750	0-1-.000	6-6-1.000	1-1-2	6	1	0	2	12	
NORTH FLORIDA	34	5-8-.625	0-1-.000	2-2-1.000	0-1-1	8	2	0	2	12	
EASTERN MICHIGAN	23	4-6-.667	0-2-.000	4-5-.800	0-3-3	4	3	0	0	12	
at Oklahoma State	37	6-17-.353	1-5-.200	3-3-1.000	2-5-7	3	4	0	1	16	
at Wake Forest*	37	9-18-.500	1-4-.250	0-0-0.000	1-6-7	6	3	1	2	19	
FLORIDA STATE*	36	5-14-.357	1-4-.250	10-10-1.000	0-2-2	0	0	0	0	21	
at Boston College*	-- Did Not Play --										
8/8 NORTH CAROLINA*	34	7-14-.500	3-8-.375	0-0-.000	1-2-3	5	1	0	3	17	
at 15/17 Virginia*	35	5-11-.455	2-4-.500	3-5-.600	0-2-2	2	0	1	2	15	
BYU	33	5-11-.455	0-4-.000	1-2-.500	1-3-4	1	2	0	0	11	
at Maryland*	38	8-21-.381	2-4-.500	0-0-.000	1-1-2	4	1	0	1	18	
7/5 DUKE*	36	6-12-.500	1-3-.333	4-4-1.000	0-7-7	1	3	0	1	17	
CLEMSON*											
at Miami*											
BOSTON COLLEGE*											
at Florida State*											
GEORGIA TECH*											
VIRGINIA*											
at Duke*											
at Clemson*											
NC STATE*											

*- ACC games; # - NIT Season Tip-Off (Blacksburg, Va.); ^- NIT Season Tip-Off (New York, N.Y.) % - Big 10/ACC Challenge

2011-2012 NOTES

Missed season opener due to an Achilles strain ... Has scored 11-plus points in every games this season ... Scored 11 points and had five assists in 2011-12 debut ... Scored 12 points and added two rebounds against FIU ... Tallied 14 points and grabbed five rebounds against No. 5 Syracuse ... Tallied 18 points against Oklahoma State ... Went 7-of-8 from the line en route to a 19-point performance against St. Bonaventure ... Set a new career high with 25 points at Minnesota ... Put up 14 points while grabbing a career-best seven boards versus Kansas State ... Dropped a near career-high 24 points off the bench at Rhode Island ... Scored 12 points, adding four boards and three steals against Norfolk State ... Went 6-for-6 from the free throw line en route to a 12-point and six assists effort against Campbell ... Matched his career high with eight assists, while also adding 12 points against North Florida ... Scored 12 points for the fourth straight game, also contributing four assists ... Dropped 16 points and brought down seven rebounds at Oklahoma State ... Led the team with 19 points, seven boards and six assists in the ACC opener at Wake Forest ... Went 10-for-10 from the line en route to a 21-point performance against Florida State ... Missed game at Boston College due to a knee injury ... Led the team with 17 points, while adding five assists against No. 8 North Carolina ... Paced the squad with 15 points at No. 15 Virginia ... Scored 11 points and added four assists against BYU ... Led the squad with 18 points, also handing out four assists at Maryland ... Dropped 17 points and matched a career high with seven rebounds against No. 7 Duke.

SEASON/CAREER GAME HIGHS

POINTS

Season	25 at Minnesota (11/30/11)
Career	25 at Minnesota (11/30/11)
ACC	24 at Maryland (1/20/10)

MINUTES PLAYED

Season	39 vs Oklahoma State (11/25/11)
Career	42 vs SBU (12/23/10), vs WSU (3/20/11)
ACC	40 vs Boston College (3/1/11)

FIELD GOALS MADE

Season	10 at Rhode Island (12/7/11)
Career	12 at Maryland (1/20/10)
ACC	12 at Maryland (1/20/10)

FIELD GOAL ATTEMPTS

Season	21 at Maryland (1/28/12)
Career	21 at Maryland (1/28/12)
ACC	21 at Maryland (1/28/12)

3-PT FIELD GOALS MADE

Season	4 vs #5 Syracuse (11/23), at Minn. (11/30)
Career	4 vs #5 Syracuse (11/23), at Minn. (11/30)
ACC	3 vs Georgia Tech (2/13/11)

3-PT FIELD GOAL ATTEMPTS

Season	8 at Minn. (11/30/11), vs UNC (1/19/12)
Career	8 at Minn. (11/30/11), vs UNC (1/19/12)
ACC	6, 3x last vs Duke (3/12/11)

FREE THROWS MADE

Season	10 vs Florida State (1/10/12)
Career	10 vs Florida State (1/10/12)
ACC	10 vs Florida State (1/10/12)

FREE THROW ATTEMPTS

Season	10 vs Florida State (1/10/12)
Career	10 vs Florida State (1/10/12)
ACC	10 vs Florida State (1/10/12)

REBOUNDS

Season	7, 4x, last vs Duke (2/2/12)
Career	7, 4x, last vs Duke (2/2/12)
ACC	7 at WF (1/7), vs Duke (2/2/12)

ASSISTS

Season	8 vs North Florida (12/19/11)
Career	8, Twice, last vs North Florida (12/19/11)
ACC	6, 3x, last at Wake Forest (1/7/12)

BLOCKS

Season	1, 4x, last at Virginia (1/22/12)
Career	2 vs VMI (12/9/09), at NC State (2/2/11)
ACC	2 at NC State (2/2/11)

STEALS

Season	3, 4x last vs UNC (1/19/12)
Career	5 vs UNCG (11/21/10), vs SBU (12/23/10)
ACC	4, 3x-last at Clemson (3/5/11)



CAREER STATISTICS

Year	GP-GS	Min-Avg.	FGM-FGA-Pct.	3FG-FGA-Pct.	FTM-FTA-Pct.	Off-Def.	Reb-Avg.	A-TO	Blk	Stl	TP-Avg.
09-10	34-1	427-12.6	29-99-.293	11-40-.275	19-28-.679	7-24	31-0.9	31-25	7	17	88-2.6
10-11	32-26	988-30.9	132-319-.414	26-105-.248	80-103-.777	19-54	73-2.3	86-38	9	56	370-11.6
11-12	20-19	671-33.6	114-241-.473	29-75-.387	62-72-.861	14-56	70-3.5	61-34	4	29	319-16.0
Career	86-46	2086-24.3	275-659-.417	66-220-.300	161-203-.793	40-134	174-2.0	178-97	20	102	777-9.0

CADARIAN RAINES

R-SOPHOMORE • FORWARD • 6-9 • 238
PETERSBURG, VA. • PETERSBURG

#4



SEASON STATISTICS

Opponent	Min	FG-A-%	3FG-A-%	FT-A-%	O-D-T	A	TO	Blk	Stl	Pts
EAST TENNESSEE ST.	14	0-2-.000	0-0-.000	0-0-.000	0-2-2	0	0	1	0	0
MONMOUTH#	14	2-4-.500	0-0-.000	1-5-.200	3-3-6	2	0	2	2	6
FIU#	13	1-3-.333	0-0-.000	0-0-.000	0-1-1	1	1	0	0	2
vs. 5 Syracuse^	16	1-2-.500	0-0-.000	1-1-1.000	1-0-1	0	0	0	1	3
vs. Oklahoma State ^	12	1-3-.333	0-0-.000	1-2-.500	4-5-9	1	0	3	1	3
ST. BONAVENTURE	8	2-2-1.000	0-0-.000	2-2-1.000	0-4-4	0	1	1	0	6
at Minnesota%	7	0-1-.000	0-0-.000	0-0-.000	1-0-1	0	1	0	1	0
KANSAS STATE	15	3-6-.500	0-0-.000	0-0-.000	3-2-5	0	2	2	1	6
at Rhode Island	25	6-8-.750	0-0-.000	0-0-.000	1-3-4	1	1	0	3	12
NORFOLK STATE	23	5-7-.714	0-0-.000	0-1-.000	6-1-7	2	1	1	0	10
CAMPBELL	17	2-4-.500	0-0-.000	1-2-.500	1-2-3	1	1	0	1	5
NORTH FLORIDA	18	2-6-.333	0-0-.000	0-2-.000	4-7-11	0	1	3	0	4
EASTERN MICHIGAN	16	3-4-.750	0-0-.000	4-4-1.000	2-2-4	1	1	0	0	10
at Oklahoma State	18	2-4-.500	0-0-.000	0-0-.000	2-2-4	0	4	1	0	4
at Wake Forest*	12	0-2-.000	0-0-.000	0-0-.000	1-1-2	0	0	1	1	0
FLORIDA STATE*	18	2-4-.500	0-0-.000	0-0-.000	4-0-4	0	1	1	0	4
at Boston College*	12	3-5-.600	0-0-.000	1-3-.333	2-0-2	0	0	0	1	7
8/8 NORTH CAROLINA*	15	1-2-.500	0-0-.000	0-0-.000	1-1-2	0	0	2	0	2
at 15/17 Virginia*	9	1-4-.250	0-0-.000	0-0-.000	1-1-2	0	0	0	0	2
BYU	16	3-3-1.000	0-0-.000	1-1-1.000	1-3-4	0	1	1	0	7
at Maryland*	16	2-5-.400	0-0-.000	0-0-.000	2-3-5	0	1	0	0	4
7/5 DUKE*	11	2-3-.667	0-0-.000	0-0-.000	1-0-1	0	0	0	0	4
CLEMSON*										
at Miami*										
BOSTON COLLEGE*										
at Florida State*										
GEORGIA TECH*										
VIRGINIA*										
at Duke*										
at Clemson*										
NC STATE*										

*- ACC games; # - NIT Season Tip-Off (Blacksburg, Va.); ^ - NIT Season Tip-Off (New York, N.Y.); % - Big 10/ACC Challenge

SEASON/CAREER GAME HIGHS

POINTS	
Season	12 at Rhode Island (12/7/11)
Career	12 at Rhode Island (12/7/11)
ACC	7 at Boston College (1/14/12)

MINUTES PLAYED	
Season	25 at Rhode Island (12/7/11)
Career	25 at Rhode Island (12/7/11)
ACC	20 vs Wake Forest (2/16/10)

FIELD GOALS MADE	
Season	6 at Rhode Island (12/7/11)
Career	6 at Rhode Island (12/7/11)
ACC	3 at Boston College (1/14/12)

FIELD GOAL ATTEMPTS	
Season	8 at Rhode Island (12/7/11)
Career	9 vs UMBC (12/22/09)
ACC	5 at BC (1/14), at Maryland (1/28/12)

3-PT FIELD GOALS MADE	
Season	N/A
Career	N/A
ACC	N/A

3-PT FIELD GOAL ATTEMPTS	
Season	N/A
Career	N/A
ACC	N/A

FREE THROWS MADE	
Season	4 vs Eastern Michigan (12/22/11)
Career	4 vs Eastern Michigan (12/22/11)
ACC	2 vs Wake Forest (2/16/10)

FREE THROW ATTEMPTS	
Season	5 vs Monmouth (11/14/11)
Career	5, Twice, last vs. Monmouth (11/14/11)
ACC	4 vs Wake Forest (2/16/10)

REBOUNDS	
Season	11 vs North Florida (12/19/11)
Career	11 vs North Florida (12/19/11)
ACC	5 at Maryland (1/28/12)

ASSISTS	
Season	2 vs Monmouth (11/14), Norfolk St. (12/11)
Career	2 vs Monmouth (11/14), Norfolk St. (12/11)
ACC	1 at NC State (2/10/10)

BLOCKS	
Season	3 vs OSU (11/25), vs N. Florida (12/19)
Career	5 vs UMBC (12/22/09)
ACC	1, 8x, last vs Florida State (1/10/12)

STEALS	
Season	3 at Rhode Island (12/7/11)
Career	3 at Rhode Island (12/7/11)
ACC	1, 5x, last at Boston College (1/14/12)



2011-2012 NOTES

Saw 14 minutes of action in the season opener against East Tennessee State ... Tallied six points and six rebounds against Monmouth ... Scored three points against No. 5 Syracuse ... Brought down a career-high nine rebounds and added a season-best three blocks against Oklahoma State ... Didn't miss a shot as he scored six points and grabbed four rebounds in eight minutes of play against St. Bonaventure ... Matched his then-season best for the third time with six points against Kansas State, also adding five boards ... Scored a career-high 12 points, while adding a career-best three steals on defense at Rhode Island ... Scored 10 points and grabbed seven rebounds against Norfolk State ... Tallied five points and three rebounds against Campbell ... Brought down a career-best 11 rebounds while adding three blocks and four points against North Florida ... Was a perfect 4-for-4 from the free throw line en-route to a 10-point, four-rebound performance against Eastern Michigan ... Grabbed four boards and scored four points at Oklahoma State ... Scored four points and brought down four rebounds against Florida State ... Scored seven points at Boston College ... Scored seven points and grabbed seven rebounds against BYU ... Brought down five rebounds and scored four points in first career start at Maryland ... Scored four points against No. 7 Duke.


CAREER STATISTICS

Year	GP-GS	Min-Avg.	FGM-FGA-Pct.	3FG-FGA-Pct.	FTM-FTA-Pct.	Off.-Def.	Reb-Avg.	A-TO	Blk	Stl	TP-Avg.
09-10	21-0	165-7.9	12-34-.353	0-0-.000	7-14-.500	20-17	37-1.8	3-6	16	4	31-1.5
10-11	4-0	21-5.3	1-4-.250	0-0-.000	0-0-.000	1-1	2-0.5	0-0	1	0	2-0.5
11-12	22-1	325-14.8	44-84-.524	0-0-.000	12-23-.522	41-43	84-3.8	9-17	19	15	100-4.5
Career	47-1	511-10.9	57-122-.467	0-0-.000	19-37-.514	62-61	123-2.6	12-23	36	19	133-2.8

JARELL EDDIE

SOPHOMORE • FORWARD • 6-7 • 209
CHARLOTTE, N.C. • THE CANNON SCHOOL

#31



SEASON STATISTICS

Opponent	Min	FG-A-%	3FG-A-%	FT-A-%	O-D-T	A	TO	Blk	Stl	Pts
EAST TENNESSEE ST.	20	3-7-.429	1-3-.333	1-1-1.000	0-2-2	1	1	1	0	8
MONMOUTH#	18	4-4-1.000	3-3-1.000	2-2-1.000	0-3-3	2	1	0	1	13
FIU#	20	0-3-.000	0-1-.000	0-0-0.000	0-5-5	2	2	0	1	0
vs. 5 Syracuse^	35	6-14-.429	2-6-.333	3-4-.750	0-4-4	5	0	2	0	17
vs. Oklahoma State^	17	0-4-.000	0-3-.000	4-4-1.000	1-6-7	1	1	0	0	4
ST. BONAVENTURE	30	3-5-.600	2-3-.666	3-4-.750	0-4-4	1	1	1	2	11
at Minnesota%	34	1-5-.200	0-2-.000	2-2-1.000	2-1-3	0	3	0	0	4
KANSAS STATE	27	1-5-.200	0-0-.000	2-2-1.000	0-5-5	0	2	0	0	4
at Rhode Island	23	5-6-.833	3-3-1.000	2-2-1.000	1-5-6	2	0	1	1	15
NORFOLK STATE	33	6-9-.667	5-6-.833	7-7-1.000	0-7-7	1	2	0	1	24
CAMPBELL	26	5-7-.714	1-2-.500	0-0-0.000	0-8-8	1	0	0	1	11
NORTH FLORIDA	19	3-6-.500	2-4-.500	0-0-0.000	0-4-4	0	1	1	0	8
EASTERN MICHIGAN	24	2-3-.667	1-2-.500	1-2-.500	1-6-7	1	1	0	1	6
at Oklahoma State	25	4-9-.444	1-2-.500	0-0-0.000	1-6-7	0	0	0	0	9
at Wake Forest*	18	4-7-.571	4-6-.667	0-0-0.000	1-2-3	0	4	1	0	12
FLORIDA STATE*	29	2-7-.286	0-2-.000	4-5-.800	0-3-3	1	1	1	0	8
at Boston College*	34	2-8-.200	2-6-.333	2-2-1.000	2-2-4	0	4	0	2	8
8/8 NORTH CAROLINA*	36	5-12-.417	4-7-.571	1-2-.500	1-5-6	2	1	0	0	15
at 15/17 Virginia*	37	3-8-.375	2-5-.400	0-0-0.000	1-9-10	2	3	0	0	8
BYU	37	4-9-.444	3-7-.429	1-3-.333	1-13-14	5	3	0	1	12
at Maryland*	25	2-4-.500	1-2-.500	6-7-.857	0-3-3	1	2	0	0	11
7/5 DUKE*	32	3-10-.300	0-5-.000	0-0-0.000	0-3-3	1	2	1	0	6
CLEMSON*										
at Miami*										
BOSTON COLLEGE*										
at Florida State*										
GEORGIA TECH*										
VIRGINIA*										
at Duke*										
at Clemson*										
NC STATE*										

*- ACC games; # - NIT Season Tip-Off (Blacksburg, Va.); ^ - NIT Season Tip-Off (New York, N.Y.); % - Big 10/ACC Challenge

2011-2012 NOTES

Scored eight points in first career start against East Tennessee State ... Didn't miss a shot as he dropped 13 points and went 3-for-3 from three-point range against Monmouth ... Grabbed five rebounds and also had two assists against FIU ... Tallied 17 points and dished out a career-best five assists against No. 5 Syracuse ... Brought down seven boards against Oklahoma State ... Scored 11 points and grabbed four boards against St. Bonaventure ... Brought down five rebounds against Kansas State ... Missed just one shot and went 3-for-3 from 3-point range, while adding six boards at Rhode Island ... Scored a career-high 24 points, while also adding seven rebounds against Norfolk State ... Put up 11 points and eight rebounds against Campbell ... Tallied eight points and four rebounds against North Florida ... Brought down seven boards and scored six points against Eastern Michigan ... Scored nine points and grabbed seven boards at Oklahoma State ... Scored 12 points in the ACC opener at Wake Forest ... Scored eight points against Florida State ... Went for eight points and four rebounds at Boston College ... Went for 15 points and six rebounds against No. 8 North Carolina ... Grabbed 10 boards, while adding eight points at No. 15 Virginia ... Earned first career double-double as he set a new career high for the second straight game with 14 rebounds, while also adding 12 points and five assists against BYU ... Scored 11 points, six of which came from the free throw line, at Maryland ... Scored six points and grabbed three rebounds against No. 7 Duke.

SEASON/CAREER GAME HIGHS

POINTS

Season 24 vs Norfolk State (12/11/11)
Career 24 vs Norfolk State (12/11/11)
ACC 17 at Wake Forest (2/22/11)

MINUTES PLAYED

Season 37 at UVa (1/22), vs BYU (1/25/12)
Career 37 at UVa (1/22), vs BYU (1/25/12)
ACC 37 at Virginia (1/22/12)

FIELD GOALS MADE

Season 6 vs Syracuse (11/23), NSU (12/11)
Career 6, 3x, last vs Norfolk State (12/11/11)
ACC 6 at Wake Forest (2/22/11)

FIELD GOAL ATTEMPTS

Season 14 vs Syracuse (11/23/11)
Career 14 vs Syracuse (11/23/11)
ACC 12 vs North Carolina (1/19/12)

3-PT FIELD GOALS MADE

Season 5 vs Norfolk State (12/11/11)
Career 5 vs Norfolk State (12/11/11)
ACC 4 at WF (1/7/12), vs UNC (1/19/12)

3-PT FIELD GOAL ATTEMPTS

Season 7 vs UNC (1/19), vs BYU (1/25/12)
Career 7 vs UNC (1/19), vs BYU (1/25/12)
ACC 7 vs North Carolina (1/19/12)

FREE THROWS MADE

Season 7 vs Norfolk State (12/11/11)
Career 7 vs Norfolk State (12/11/11)
ACC 4 vs Wake Forest (1/15/11)

FREE THROW ATTEMPTS

Season 7 vs NSU (12/11/11), at Md (1/28/12)
Career 7 vs NSU (12/11/11), at Md (1/28/12)
ACC 7 at Maryland (1/28/12)

REBOUNDS

Season 14 vs BYU (1/25/12)
Career 14 vs BYU (1/25/12)
ACC 10 at Virginia (1/22/12)

ASSISTS

Season 5 vs Syracuse (11/23/11), vs BYU (1/25/12)
Career 5 vs Syracuse (11/23/11), vs BYU (1/25/12)
ACC 2, 3x, last at Virginia (1/22/12)

BLOCKS

Season 2 vs Syracuse (11/23/11)
Career 3 at Kansas State (11/16/10)
ACC 1, 5x, last vs Duke (2/2/12)

STEALS

Season 2 vs SBU (11/27/11), at BC (1/14/12)
Career 2 vs SBU (11/27/11), at BC (1/14/12)
ACC 2 at Boston College (1/14/12)




CAREER STATISTICS

Year	GP-GS	Min-Avg.	FGM-FGA-Pct.	3FG-FGA-Pct.	FTM-FTA-Pct.	Off-Def.	Reb-Avg.	A-TO	Blk	Stl	TP-Avg.
10-11	27-0	295-10.9	25-68-.368	7-32-.819	22-32-.688	18-41	59-2.2	13-17	9	4	79-2.9
11-12	22-22	599-27.2	68-152-.447	37-80-.463	41-49-.837	12-106	118-5.4	29-35	9	11	214-9.7
Career	49-22	894-18.2	93-220-.423	44-112-.393	63-81-.778	30-147	177-3.6	42-52	18	15	293-6.0

ROBERT BROWN

FRESHMAN • GUARD • 6-5 • 190
CLERMONT, FLA. • HARGRAVE MIL. ACAD.

#1



SEASON STATISTICS

Opponent	Min	FG-A-%	3FG-A-%	FT-A-%	O-D-T	A	TO	Blk	Stl	Pts
EAST TENNESSEE ST.	26	3-7-.429	3-7-.429	3-4-.750	0-3-3	0	0	1	1	12
MONMOUTH#	30	5-11-.454	3-6-.500	6-6-1.000	0-1-1	3	3	0	1	19
FIU#	21	1-6-.167	0-4-.000	0-0-.000	0-2-2	3	3	1	0	2
vs. 5 Syracuse^	17	1-4-.250	1-2-.500	0-0-.000	0-1-1	3	2	0	0	3
vs. Oklahoma State^	24	3-7-.429	1-3-.333	1-4-.250	0-1-1	1	1	0	2	8
ST. BONAVENTURE	14	1-2-.500	1-1-1.000	2-2-1.000	1-1-2	4	1	1	0	5
at Minnesota%	25	5-10-.500	3-3-1.000	0-0-.000	0-1-1	3	2	0	2	13
KANSAS STATE	31	6-17-.353	2-10-.200	1-2-.500	1-2-3	1	1	1	2	15
at Rhode Island	19	1-5-.200	0-3-.000	0-0-.000	0-1-1	3	1	0	1	2
NORFOLK STATE	14	1-5-.200	1-4-.250	2-2-1.000	1-4-5	1	0	1	0	5
CAMPBELL	16	1-3-.333	0-1-.000	3-4-.750	0-1-1	3	0	1	0	5
NORTH FLORIDA	22	6-10-.600	2-4-.500	0-0-.000	1-2-3	1	1	0	2	14
EASTERN MICHIGAN	17	3-6-.500	3-6-.500	0-0-.000	0-0-0	0	0	0	0	9
at Oklahoma State	19	4-9-.444	0-3-.000	0-1-.000	1-3-4	1	1	0	0	8
at Wake Forest*	23	2-6-.333	1-5-.200	1-2-.500	0-0-0	1	0	0	1	6
FLORIDA STATE*	14	0-3-.000	0-2-.000	0-0-.000	1-0-1	0	4	0	1	0
at Boston College*	19	2-5-.400	2-3-.667	1-2-.500	0-0-0	0	2	0	1	7
8/8 NORTH CAROLINA*	32	5-15-.333	2-7-.286	0-0-.000	1-0-1	3	2	0	1	12
at 15/17 Virginia*	33	2-7-.286	0-3-.000	0-0-.000	0-1-1	5	3	1	2	4
BYU	35	3-9-.333	0-3-.000	2-5-.500	1-3-4	5	3	0	0	8
at Maryland*	24	2-6-.667	1-4-.250	0-0-.000	0-3-3	3	3	1	0	5
7/5 DUKE*	22	1-6-.167	1-1-1.000	0-0-.000	0-0-0	1	0	0	1	3
CLEMSON*										
at Miami*										
BOSTON COLLEGE*										
at Florida State*										
GEORGIA TECH*										
VIRGINIA*										
at Duke*										
at Clemson*										
NC STATE*										

*- ACC games; # - NIT Season Tip-Off (Blacksburg, Va.); ^- NIT Season Tip-Off (New York, N.Y.); % - Big 10/ACC Challenge

2011-2012 NOTES

Scored 12 points off the bench in debut against East Tennessee State ... Went 6-for-6 from the free throw line and led the team with 19 points off the bench ... Dished out three assists against FIU ... Contributed eight points and two steals against Oklahoma State ... Tallied five points, and four assists against St. Bonaventure ... Went 3-for-3 from 3-point range to score 13 points, while adding three assists at Minnesota ... Scored 15 points and grabbed three rebounds against Kansas State ... Tallied five points and five rebounds against Norfolk State ... Posted five points and three assists against Campbell ... Dropped 14 points and added three rebounds against North Florida ... Scored nine points against Eastern Michigan ... Scored eight points and grabbed four rebounds at Oklahoma State ... Scored six points at Wake Forest ... Scored seven points at Boston College ... Put up 12 points in first career start against No. 8 North Carolina ... Dished out five assists and added four points at No. 15 Virginia ... Put up right points, five assists and grabbed four rebounds against BYU ... Scored five points and dished out three assists at Maryland.

SEASON/CAREER GAME HIGHS

POINTS	
Season	19 vs Monmouth (11/14/11)
Career	19 vs Monmouth (11/14/11)
ACC	12 vs North Carolina (1/19/12)

MINUTES PLAYED	
Season	35 vs BYU (1/25/12)
Career	35 vs BYU (1/25/12)
ACC	33 at Virginia (1/22/12)

FIELD GOALS MADE	
Season	6 vs K-State (12/4), vs N. Florida (12/19)
Career	6 vs K-State (12/4), vs N. Florida (12/19)
ACC	5 vs North Carolina (1/19/12)

FIELD GOAL ATTEMPTS	
Season	17 vs Kansas State (12/4/11)
Career	17 vs Kansas State (12/4/11)
ACC	15 vs North Carolina (1/19/12)

3-PT FIELD GOALS MADE	
Season	3, 4x, last vs Eastern Michigan (12/22/11)
Career	3, 4x, last vs Eastern Michigan (12/22/11)
ACC	2 at BC (1/14/12), vs UNC (1/19/12)

3-PT FIELD GOAL ATTEMPTS	
Season	10 vs Kansas State (12/4/11)
Career	10 vs Kansas State (12/4/11)
ACC	7 vs North Carolina (1/19/12)

FREE THROWS MADE	
Season	6 vs Monmouth (11/14/11)
Career	6 vs Monmouth (11/14/11)
ACC	1 at WF (1/7/12), at BC (1/14/12)

FREE THROW ATTEMPTS	
Season	6 vs Monmouth (11/14/11)
Career	6 vs Monmouth (11/14/11)
ACC	2 at WF (1/7/12), at BC (1/14/12)

REBOUNDS	
Season	5 vs Norfolk State (12/11/11)
Career	5 vs Norfolk State (12/11/11)
ACC	3 at Maryland (1/28/12)

ASSISTS	
Season	5 at UVa (1/22), vs BYU (1/25/12)
Career	5 at UVa (1/22), vs BYU (1/25/12)
ACC	5 at Virginia (1/22/12)

BLOCKS	
Season	1, 8x, last at Maryland (1/28/12)
Career	1, 8x, last at Maryland (1/28/12)
ACC	1 at UVa (1/22), at Maryland (1/28/12)

STEALS	
Season	2, 5x, last at Virginia (1/22/12)
Career	2, 5x, last at Virginia (1/22/12)
ACC	2 at Virginia (1/22/12)



CAREER STATISTICS

Year	GP-GS	Min-Avg.	FGM-FGA-Pct.	3FG-FGA-Pct.	FTM-FTA-Pct.	Off.-Def.	Reb-Avg.	A-TO	Blk	Stl	TP-Avg.
11-12	22-4	497-22.6	58-159-.365	27-85-.318	22-34-.647	8-30	38-1.7	45-33	8	18	165-7.5

DORIAN FINNEY-SMITH

FRESHMAN • FORWARD • 6-8 • 192
PORTSMOUTH, VA. • I.C. NORCOM

#15



SEASON STATISTICS

Opponent	Min	FG-A-%	3FG-A-%	FT-A-%	O-D-T	A	TO	Blk	Stl	Pts
EAST TENNESSEE ST.	36	2-7-.286	0-2-.000	6-8-.750	4-12-16	5	2	4	0	10
MONMOUTH#	22	0-2-.000	0-0-.000	1-4-.250	2-5-7	3	3	0	0	1
FIU#	34	5-10-.500	2-4-.500	2-2-1.000	3-7-10	5	1	0	2	14
vs. 5 Syracuse^	28	1-3-.333	0-1-.000	0-0-.000	2-5-7	3	4	1	0	2
vs. Oklahoma State^	38	2-8-.250	2-4-.500	4-8-.500	8-6-14	1	2	0	0	10
ST. BONAVENTURE	35	4-7-.571	1-2-.500	2-4-.500	5-3-8	3	1	2	0	11
at Minnesota%	32	1-5-.200	1-3-.333	0-0-.000	1-5-6	1	1	1	1	3
KANSAS STATE	25	3-7-.429	0-0-.000	0-1-.000	2-5-7	1	1	0	1	6
at Rhode Island	35	4-11-.364	2-3-.667	1-2-.500	2-4-6	3	4	3	0	11
NORFOLK STATE	33	3-9-.333	0-2-.000	0-1-.000	3-2-5	2	3	1	0	6
CAMPBELL	30	2-6-.333	2-3-.667	4-6-.667	1-3-4	2	1	1	0	10
NORTH FLORIDA	28	3-5-.600	2-2-1.000	6-6-1.000	4-3-7	4	2	0	2	14
EASTERN MICHIGAN	31	1-6-.167	0-2-.000	4-6-.667	4-4-8	4	2	1	2	6
at Oklahoma State	28	1-5-.200	0-2-.000	0-0-.000	5-5-10	1	4	0	1	2
at Wake Forest*	33	0-1-.000	0-0-.000	0-0-.000	1-6-7	0	0	0	2	0
FLORIDA STATE*	36	4-9.444	1-2-.500	0-0-.000	2-8-10	3	3	0	1	9
at Boston College*	30	0-4-.000	0-2-.000	0-0-.000	0-8-8	1	1	1	1	0
8/8 NORTH CAROLINA*	12	0-5-.000	0-3-.000	2-2-1.000	1-0-1	0	2	0	1	2
at 15/17 Virginia*	17	0-1-.000	0-0-.000	0-0-.000	0-1-1	0	2	0	0	0
BYU	18	0-8-.000	0-1-.000	0-0-.000	2-2-4	1	1	0	1	0
at Maryland*	17	0-3-.000	0-2-.000	1-2-.500	1-4-5	1	1	0	0	1
7/5 DUKE*	17	0-4-.000	0-1-.000	0-0-.000	1-1-2	0	2	2	0	0
CLEMSON*										
at Miami*										
BOSTON COLLEGE*										
at Florida State*										
GEORGIA TECH*										
VIRGINIA*										
at Duke*										
at Clemson*										
NC STATE*										

*- ACC games; # - NIT Season Tip-Off (Blacksburg, Va.); ^- NIT Season Tip-Off (New York, N.Y.); % - Big 10/ACC Challenge

2011-2012 NOTES

Grabbed 16 boards and scored 10 points to become the first freshman to tally a double-double in his debut since Jeff Allen did so in 2007 ... Brought down seven boards against Monmouth ... Posted second career double-double with 14 points and 10 rebounds against FIU ... Earned third career double-double, scoring 10 points and grabbing 14 rebounds against Oklahoma State ... Put up 11 points and added eight boards and three assists against St. Bonaventure ... Grabbed six boards at Minnesota ... Tallied six points and seven rebounds against Kansas State ... Scored 11 points and added six boards at Rhode Island ... Added six points and five rebounds for the Hokies against Norfolk State ... Scored ten points and added four rebounds against Campbell ... Went 6-for-6 from the free throw line en route to a 14-point, seven-rebound performance against North Florida ... Brought down eight boards and added six points against Eastern Michigan ... Grabbed 10 rebounds at Oklahoma State ... Brought down seven rebounds in the ACC opener at Wake Forest ... Neared a double-double with 10 rebounds and nine points against Florida State ... Grabbed eight rebounds at Boston College ... Brought down five rebounds at Maryland.

SEASON/CAREER GAME HIGHS

POINTS

Season 14 vs FIU (11/15), vs N. Florida (12/19)
Career 14 vs FIU (11/15), vs N. Florida (12/19)
ACC 9 vs Florida State (1/10/12)

MINUTES PLAYED

Season 38 vs Oklahoma State (11/25/11)
Career 38 vs Oklahoma State (11/25/11)
ACC 36 vs Florida State (1/10/12)

FIELD GOALS MADE

Season 5 vs FIU (11/15/11)
Career 5 vs FIU (11/15/11)
ACC 4 vs Florida State (1/10/12)

FIELD GOAL ATTEMPTS

Season 11 at Rhode Island (12/7/11)
Career 11 at Rhode Island (12/7/11)
ACC 9 vs Florida State (1/10/12)

3-PT FIELD GOALS MADE

Season 2, 5x, last vs North Florida (12/19/11)
Career 2, 5x, last vs North Florida (12/19/11)
ACC 1 vs Florida State (1/10/12)

3-PT FIELD GOAL ATTEMPTS

Season 4 vs FIU (11/15), vs OSU (11/25)
Career 4 vs FIU (11/15), vs OSU (11/25)
ACC 3 vs North Carolina (1/19/12)

FREE THROWS MADE

Season 6 vs ETSU (11/12), vs N. Florida (12/19)
Career 6 vs ETSU (11/12), vs N. Florida (12/19)
ACC 2 vs North Carolina (1/19/12)

FREE THROW ATTEMPTS

Season 8 vs ETSU (11/12), vs OSU (11/25)
Career 8 vs ETSU (11/12), vs OSU (11/25)
ACC 2 vs North Carolina (1/19/12)

REBOUNDS

Season 16 vs ETSU (11/12/11)
Career 16 vs ETSU (11/12/11)
ACC 10 vs Florida State (1/10/12)

ASSISTS

Season 5 vs ETSU (11/12), vs FIU (11/15)
Career 5 vs ETSU (11/12), vs FIU (11/15)
ACC 3 vs Florida State (1/10/12)

BLOCKS

Season 4 vs ETSU (11/12/11)
Career 4 vs ETSU (11/12/11)
ACC 2 vs Duke (2/2/12)

STEALS

Season 2, 4x, last at Wake Forest (1/7/12)
Career 2, 4x, at Wake Forest (1/7/12)
ACC 2 at Wake Forest (1/7/12)



CAREER STATISTICS

Year	GP-GS	Min-Avg.	FGM-FGA-Pct.	3FG-FGA-Pct.	FTM-FTA-Pct.	Off.-Def.	Reb-Avg.	A-TO	Blk	Stl	TP-Avg.
11-12	22-21	615-28.0	36-126-.286	13-41-.317	33-52-.635	54-99	153-7.0	44-43	17	15	118-5.4

C.J. BARKSDALE

FRESHMAN • FORWARD • 6-8 • 232
DANVILLE, VA. • HARGRAVE MIL. ACAD.

#42



SEASON STATISTICS

Opponent	Min	FG-A-%	3FG-A-%	FT-A-%	O-D-T	A	TO	Blk	Stl	Pts
EAST TENNESSEE ST.	18	2-6-.333	0-0-.000	1-4-.250	3-4-7	0	0	0	0	5
MONMOUTH#	20	0-1-.000	0-0-.000	0-0-.000	2-4-6	0	0	0	0	0
FIU#	8	1-1-1.000	0-0-.000	0-0-.000	0-0-0	0	1	1	0	2
vs. 5 Syracuse^	1	0-0-.000	0-0-.000	0-0-.000	1-0-1	0	1	0	0	0
vs. Oklahoma State^	9	1-1-1.000	0-0-.000	1-1-1.000	1-0-1	0	0	1	0	3
ST. BONAVENTURE	8	0-1-.000	0-0-.000	0-0-.000	0-2-2	0	0	1	0	0
at Minnesota%	3	0-0-.000	0-0-.000	0-0-.000	0-0-0	0	0	0	0	0
KANSAS STATE	17	1-1-1.000	0-0-.000	4-4-1.000	2-2-4	0	2	1	1	6
at Rhode Island	17	2-3-.667	0-0-.000	2-2-1.000	3-4-7	2	2	0	0	6
NORFOLK STATE	8	1-2-.500	0-0-.000	1-2-.500	2-1-3	0	0	0	0	3
CAMPBELL	15	3-3-1.000	0-0-.000	2-2-1.000	1-1-2	0	0	1	0	8
NORTH FLORIDA	16	3-3-1.000	0-0-.000	2-2-1.000	0-2-2	0	2	0	2	8
EASTERN MICHIGAN	18	3-7-.429	0-0-.000	0-0-.000	6-4-10	2	1	0	1	6
at Oklahoma State	12	0-1-.000	0-0-.000	2-2-1.000	1-2-3	0	0	0	0	2
at Wake Forest*	7	0-1-.000	0-0-.000	0-0-.000	0-1-1	0	0	0	0	0
FLORIDA STATE*	18	2-8-.250	0-0-.000	3-4-.750	3-0-3	1	0	0	2	7
at Boston College*	20	1-1-1.000	0-0-.000	4-6-.667	1-3-4	0	0	0	1	6
8/8 NORTH CAROLINA*	10	0-3-.000	0-0-.000	0-0-.000	1-0-1	1	0	0	0	0
at 15/17 Virginia*	12	1-1-1.000	0-0-.000	0-0-.000	0-2-2	0	0	0	0	2
BYU	10	1-3-.333	0-0-.000	2-2-1.000	2-1-3	1	1	0	0	4
at Maryland*	11	0-1-.000	0-0-.000	0-0-.000	1-0-1	0	0	0	0	0
7/5 DUKE*	6	0-0-.000	0-0-.000	0-0-.000	1-2-3	0	0	0	0	0
CLEMSON*										
at Miami*										
BOSTON COLLEGE*										
at Florida State*										
GEORGIA TECH*										
VIRGINIA*										
at Duke*										
at Clemson*										
NC STATE*										

* - ACC games; # - NIT Season Tip-Off (Blacksburg, Va.); ^ - NIT Season Tip-Off (New York, N.Y.); % - Big 10/ACC Challenge

2011-2012 NOTES

Scored five points and grabbed seven boards in the season opener versus East Tennessee State ... Brought down six boards against Monmouth ... Scored three points in nine minutes of action against Oklahoma State ... Didn't miss a shot, going 4-for-4 from the free throw line to score six points, while also adding four rebounds ... Tallied three points and three rebounds against Norfolk State ... Scored eight points, never missing a shot, against Campbell ... Did not miss a shot for the second straight game, matching his season-best with eight points against North Florida ... Grabbed a career-high 10 boards and added six points against Eastern Michigan ... Grabbed three rebounds and scored two points at Oklahoma State ... Scored seven points and brought down three rebounds against Florida State ... Scored six points and grabbed four boards at Boston College ... Grabbed three rebounds and scored four points against BYU ... Brought down three rebounds against No. 7 Duke.

SEASON/CAREER GAME HIGHS

POINTS

Season 8 vs Campbell (12/17), vs N. Florida (12/19)
Career 8 vs Campbell (12/17), vs N. Florida (12/19)
ACC 7 vs Florida State (1/10/12)

MINUTES PLAYED

Season 20 vs Monmouth (11/14), at BC (1/14/12)
Career 20 vs Monmouth (11/14), at BC (1/14/12)
ACC 20 at Boston College (1/14/12)

FIELD GOALS MADE

Season 3, 3x, last vs Eastern Michigan (12/22/11)
Career 3, 3x, last vs Eastern Michigan (12/22/11)
ACC 2 vs Florida State (1/10/12)

FIELD GOAL ATTEMPTS

Season 8 vs Florida State (1/10/12)
Career 8 vs Florida State (1/10/12)
ACC 8 vs Florida State (1/10/12)

3-PT FIELD GOALS MADE

Season N/A
Career N/A
ACC N/A

3-PT FIELD GOAL ATTEMPTS

Season N/A
Career N/A
ACC N/A

FREE THROWS MADE

Season 4 vs KSU (12/4/11), at BC (1/14/12)
Career 4 vs KSU (12/4/11), at BC (1/14/12)
ACC 4 at Boston College (1/14/12)

FREE THROW ATTEMPTS

Season 6 at Boston College (1/14/12)
Career 6 at Boston College (1/14/12)
ACC 6 at Boston College (1/14/12)

REBOUNDS

Season 10 vs Eastern Michigan (12/22/11)
Career 10 vs Eastern Michigan (12/22/11)
ACC 4 at Boston College (1/14/12)

ASSISTS

Season 2 at URI (12/7), vs EMU (12/22)
Career 2 at URI (12/7), vs EMU (12/22)
ACC 1 vs FSU (1/10/12), vs UNC (1/19/12)

BLOCKS

Season 1, 5x, last vs Campbell (12/17/11)
Career 1, 5x, last vs Campbell (12/17/11)
ACC N/A

STEALS

Season 2 vs N. Florida (12/19/11), FSU (1/10/12)
Career 2 vs N. Florida (12/19/11), FSU (1/10/12)
ACC 2 vs Florida State (1/10/12)



CAREER STATISTICS

Year	GP-GS	Min-Avg.	FGM-FGA-Pct.	3FG-FGA-Pct.	FTM-FTA-Pct.	Off.-Def.	Reb-Avg.	A-TO	Blk	Stl	TP-Avg.
11-12	22-0	264-12.0	22-48-.458	0-0-.000	24-31-.774	31-35	66-3.0	8-10	5	7	68-3.1

MARQUIS RANKIN

FRESHMAN • GUARD • 6-1 • 165
CHARLOTTE, N.C. • HARGRAVE MIL. ACAD.

#10



SEASON STATISTICS

Opponent	Min	FG-A-%	3FG-A-%	FT-A-%	O-D-T	A	TO	Blk	Stl	Pts
EAST TENNESSEE ST.	--Did Not Play	--	--	--	--	--	--	--	--	--
MONMOUTH#	--Did Not Play	--	--	--	--	--	--	--	--	--
FIU#	--Did Not Play	--	--	--	--	--	--	--	--	--
vs. 5 Syracuse^	--Did Not Play	--	--	--	--	--	--	--	--	--
vs. Oklahoma State^	--Did Not Play	--	--	--	--	--	--	--	--	--
ST. BONAVENTURE	--Did Not Play	--	--	--	--	--	--	--	--	--
at Minnesota%	--Did Not Play	--	--	--	--	--	--	--	--	--
KANSAS STATE	7	1-1-1.000	0-0-0.000	0-2-0.000	1-0-1	1	1	0	0	2
at Rhode Island	12	0-0-0.000	0-0-0.000	0-0-0.000	0-0-0	1	1	0	0	0
NORFOLK STATE	7	0-2-0.000	0-0-0.000	0-0-0.000	1-0-1	2	1	0	0	0
CAMPBELL	14	2-4-500	0-1-0.000	0-0-0.000	0-0-0	1	0	0	1	4
NORTH FLORIDA	16	0-3-0.000	0-1-0.000	0-0-0.000	0-2-2	4	0	0	2	0
EASTERN MICHIGAN	18	2-3-.667	2-3-.667	0-0-0.000	0-0-0	1	2	1	0	6
at Oklahoma State	5	0-0-0.000	0-0-0.000	0-0-0.000	0-0-0	0	0	0	0	0
at Wake Forest*	9	1-6-.167	0-2-0.000	0-0-0.000	1-0-1	0	0	0	0	2
FLORIDA STATE*	5	1-1-1.000	0-0-0.000	0-1-0.000	0-0-0	0	2	1	0	2
at Boston College*	23	0-8-.000	0-2-0.000	4-4-1.000	0-4-4	3	3	0	1	4
8/8 NORTH CAROLINA*	12	1-4-.250	0-0-0.000	0-0-0.000	0-2-2	3	0	1	0	2
at 15/17 Virginia*	8	1-1-1.000	0-0-0.000	0-0-0.000	0-1-1	0	1	0	0	2
BYU	-- Did Not Play	--	--	--	--	--	--	--	--	--
at Maryland*	11	1-1-1.000	0-0-0.000	0-1-0.000	1-0-1	2	0	0	1	2
7/5 DUKE*	20	3-6-.500	1-2-.500	1-2-.500	0-2-2	0	1	0	0	8
CLEMSON*										
at Miami*										
BOSTON COLLEGE*										
at Florida State*										
GEORGIA TECH*										
VIRGINIA*										
at Duke*										
at Clemson*										
NC STATE*										

*- ACC games; # - NIT Season Tip-Off (Blacksburg, Va.); ^- NIT Season Tip-Off (New York, N.Y.); % - Big 10/ACC Challenge

SEASON/CAREER GAME HIGHS

POINTS	
Season	8 vs Duke (2/2/12)
Career	8 vs Duke (2/2/12)
ACC	8 vs Duke (2/2/12)

MINUTES PLAYED	
Season	23 at Boston College (1/14/12)
Career	23 at Boston College (1/14/12)
ACC	23 at Boston College (1/14/12)

FIELD GOALS MADE	
Season	3 vs Duke (2/2/12)
Career	3 vs Duke (2/2/12)
ACC	3 vs Duke (2/2/12)

FIELD GOAL ATTEMPTS	
Season	8 at Boston College (1/14/12)
Career	8 at Boston College (1/14/12)
ACC	8 at Boston College (1/14/12)

3-PT FIELD GOALS MADE	
Season	2 vs Eastern Michigan (12/22/11)
Career	2 vs Eastern Michigan (12/22/11)
ACC	1 vs Duke (2/2/12)

3-PT FIELD GOAL ATTEMPTS	
Season	3 vs Eastern Michigan (12/22/11)
Career	3 vs Eastern Michigan (12/22/11)
ACC	2, 3x, last vs Duke (2/2/12)

FREE THROWS MADE	
Season	4 at Boston College (1/14/12)
Career	4 at Boston College (1/14/12)
ACC	4 at Boston College (1/14/12)

FREE THROW ATTEMPTS	
Season	4 at Boston College (1/14/12)
Career	4 at Boston College (1/14/12)
ACC	4 at Boston College (1/14/12)

REBOUNDS	
Season	4 at Boston College (1/14/12)
Career	4 at Boston College (1/14/12)
ACC	4 at Boston College (1/14/12)

ASSISTS	
Season	4 vs North Florida (12/19/11)
Career	4 vs North Florida (12/19/11)
ACC	3 at BC (1/14/12), vs UNC (1/19/12)

BLOCKS	
Season	1 vs EMU (12/22/11), FSU (1/10/12)
Career	1 vs EMU (12/22/11), FSU (1/10/12)
ACC	1 vs Florida State (1/10/12)

STEALS	
Season	2 vs North Florida (12/19/11)
Career	2 vs North Florida (12/19/11)
ACC	1 at BC (1/14), at Maryland (1/28/12)



2011-2012 NOTES

Made collegiate debut against Kansas State after missing the first seven games recovering from knee surgery ... Scored two points and added an assist and a rebound against Kansas State ... Grabbed one rebound and added two assists against Norfolk State ... Scored four points, adding an assist and a steal against Campbell ... Dished out four assists and added two steals against North Florida ... Scored six points against Eastern Michigan ... Scored two points in his first ACC action at Wake Forest ... Scored two points against Florida State ... Grabbed four boards and scored four points at Boston College ... Scored eight points against No. 7 Duke.

CAREER STATISTICS

Year	GP-GS	Min-Avg.	FGM-FGA-Pct.	3FG-FGA-Pct.	FTM-FTA-Pct.	Off.-Def.	Reb-Avg.	A-TO	Blk	Stl	TP-Avg.
11-12	14-3	167-11.9	13-40-.325	3-11-.273	5-10-.500	4-11	15-1.1	18-12	3	5	34-2.4

JOEY RACER

SENIOR • GUARD • 6-1 • 165
BERRYVILLE, VA. • CLARKE COUNTY

#24



SEASON STATISTICS

Opponent	Min	FG-A-%	3FG-A-%	FT-A-%	O-D-T	A	TO	Blk	Stl	Pts
MONMOUTH#	5	0-0-.000	0-0-.000	0-0-.000	0-0-0	0	2	0	0	0
FIU#	1	1-1-1.000	0-0-.000	0-0-.000	0-1-1	0	0	0	0	2
CAMPBELL	3	0-2-.000	0-0-.000	0-0-.000	0-1-1	0	1	0	0	0
NORTH FLORIDA	2	0-1-.000	0-0-.000	0-0-.000	0-0-0	0	0	0	0	0
EASTERN MICHIGAN	3	0-2-.000	0-2-.000	0-0-.000	2-0-2	0	1	0	0	0

*- ACC games; # - NIT Season Tip-Off (Blacksburg, Va.)

2010-2011 NOTES

Saw five minutes on the court against Monmouth ... Made only shot and added a rebound against FIU ... Brought down one rebound in three minutes of action against Campbell ... Saw two minutes of action against North Florida ... Grabbed two rebounds against Eastern Michigan.

WILL JOHNSTON

FRESHMAN • GUARD • 6-3 • 185
MIDLOTHIAN, VA. • MIDLOTHIAN

#25



SEASON STATISTICS

Opponent	Min	FG-A-%	3FG-A-%	FT-A-%	O-D-T	A	TO	Blk	Stl	Pts
CAMPBELL	3	0-0-.000	0-0-.000	0-0-.000	0-0-0	0	0	0	0	0
NORTH FLORIDA	2	0-1-.000	0-1-.000	0-0-.000	0-0-0	0	0	0	0	0
EASTERN MICHIGAN	3	1-2-.500	1-2-.500	0-0-.000	0-0-0	0	0	0	0	3
at 15/17 Virginia*	0+	0-0-.000	0-0-.000	0-0-.000	0-0-0	0	0	0	0	0

*- ACC games

2010-2011 NOTES

Made collegiate debut against Campbell ... Saw two minutes of action against North Florida ... Scored first collegiate points sinking one three against Eastern Michigan.

JOEY van ZEGEREN

FRESHMAN • FORWARD • 6-10 • 220
HOOGVEEN, THE NETHERLANDS • CANARIAS

#2



SEASON STATISTICS

Opponent	Min	FG-A-%	3FG-A-%	FT-A-%	O-D-T	A	TO	Blk	Stl	Pts
EAST TENNESSEE ST.	2	0-0-0.00	0-0-.000	0-0-.000	0-0-0	0	0	0	0	0
MONMOUTH#	5	0-0-.000	0-0-.000	0-0-.000	0-0-0	0	0	1	0	0
FIU#	1	0-0-.000	0-0-.000	0-0-.000	0-0-0	0	0	0	0	0

2010-2011 NOTES

Saw two minutes of action in season opener against East Tennessee State ... Blocked one shot in five minutes of action against Monmouth ... Will apply for a medical redshirt this season due to a concussion suffered early in the season and continued symptoms.

GAME 1

VIRGINIA TECH 64, EAST TENN. STATE 53

NOV. 12, 2011 • 2 P.M. • BLACKSBURG, VA.

In a day of impressive debuts, Tech began the 2011-12 season with a 64-53 win over East Tennessee State, moving to 9-0 in home openers under head coach Seth Greenberg. **Dorian Finney-Smith** highlighted the season-opening victory as he became the first freshman since Jeff Allen in 2007 to notch a double-double in his first game. Finney-Smith began his collegiate career with 10 points and 16 rebounds against the Bucs, while his classmate **Robert Brown** came off the bench for Tech and dropped 12 points in the outing.

Without point guard **Erick Green** (strained Achilles) the Hokies did see the return of **Dorenzo Hudson**, who missed most of the 2010-11 season with a foot injury. Green's replacement in the starting line-up, sophomore **Tyrone Garland**, did not disappoint in his first career start. Garland scored 13 points, while going 7-of-8 from the line.

ETSU took command of the game early on, but a 9-0 run by the Hokies just before halftime put them up 24-21 at the break. Tech carried that momentum into the second half, as it teetered with a 10-point lead for much of the second period.

Finney-Smith added an impressive five assists for the Hokies in his debut, while **Victor Davila** began his senior season with seven points and six boards. Adam Sollazzo led ETSU with 13 points.

ETSU (0-1, 0-0 A-Sun)

Player	MP	FG	FT	TR	PF	A	TO	Blk	Stl	TP
Sheldon Cooley, g	37	5-16	0-1	1	2	1	3	0	3	10
Tommy Hubbard, g	35	0-5	2-2	3	5	0	1	0	1	2
Adam Sollazzo, g	28	5-14	2-5	7	1	2	4	0	0	13
Isiah Brown, f	27	2-8	6-9	6	5	1	0	1	0	10
J.C. Ward, c	16	0-1	2-2	2	1	0	0	0	0	2
Jarvis Jones	9	0-1	0-0	0	1	0	1	0	0	0
Rashawn Rembert	4	0-1	1-2	1	0	0	0	0	0	1
Marcus Dubose	24	4-12	0-0	4	2	0	4	0	1	9
Lukas Poderis	20	3-6	0-1	7	2	0	0	0	0	6
TEAM				8						
Totals	200	19-64	13-22	39	19	4	13	1	5	53

VIRGINIA TECH (1-0, 0-0 ACC)

Player	MP	FG	FT	TR	PF	A	TO	Blk	Stl	TP
Dorenzo Hudson, g	37	3-7	2-3	2	1	1	4	0	1	9
Tyrone Garland, g	24	3-7	7-8	0	3	3	7	0	2	13
Victor Davila, f	23	3-5	1-2	6	3	3	0	2	0	7
Dorian Finney-Smith, f36	2-7	6-8	16	4	5	2	4	0	10	
Jarell Eddie, f	20	3-7	1-1	2	4	1	1	0	8	
Robert Brown	26	3-7	3-4	3	2	0	0	1	1	12
Joey van Zegeren	2	0-0	0-0	0	1	0	0	0	0	0
Cadarian Raines	14	0-2	0-0	2	1	0	0	1	3	0
C.J. Barksdale	18	2-6	1-4	7	0	0	0	0	0	5
TEAM				4			1			
Totals	200	19-48	21-30	42	19	13	15	9	7	64

3-Pointers.....VT 5 (Brown 3, Eddie, Hudson)
ETSU 2 (Dubose, Sollazzo)
Blocks..... VT 9 (Finney-Smith 4, Davila 2, Brown, Eddie, Raines)
ETSU 1 (Brown)
Steals.....VT 7 (Raines 3, Garland 2, Brown, Hudson)
ETSU 5 (Cooley 3, Dubose, Hubbard)

Officials.....Luckie, Ayers, O'Connell
Technical.....None
Attendance.....7,189

Percentages:

ETSU	FG%...29.70	3FG%...11.8	FT%...59.1
Virginia Tech	FG%...39.6	3FG%...27.8	FT%...70.0

ETSU	21	32	—	53
Virginia Tech	24	40	—	64

GAME 2

VIRGINIA TECH 91, MONMOUTH 46

NOV. 14, 2011 • 7 P.M. • BLACKSBURG, VA.

Virginia Tech cruised to victory with a 91-46 romping of Monmouth in the first round of the NIT Season Tip-Off. Freshman **Robert Brown** led all scorers with 19 points in the game, after dropping 12 in his collegiate debut just days prior. Brown was one of five Hokies who scored in double figures, including junior **Erick Green**, who dropped 11 points in his season debut.

Tech took control of the game early, shooting 64-percent in the first half and holding Monmouth to an eight-minute field goal drought. In the second half, the Hokies blew things open by using a 19-2 run to start the half and taking a 25-point lead, 61-26, on a basket by Brown with 12:17 remaining. The Hawks missed 10 of their first 11 shots in the second half.

Coming off the bench for Tech, sophomore **Tyrone Garland** tallied a career-high 18 points in the victory, as did senior **Dorenzo Hudson**. Sophomore **Jarell Eddie** did not miss a shot, going 4-for-4 from the field, and finished the day with 13 points.

Ed Waite was the only player in double figures for Monmouth as he put together a double-double with 12 points and 11 boards off the bench.

MONMOUTH (0-2, 0-0 NEC)

Player	MP	FG	FT	TR	PF	A	TO	Blk	Stl	TP
Dion Nesmith, g	25	2-8	4-4	2	5	0	2	0	1	8
Jesse Steele, g	29	2-8	0-0	1	1	1	3	0	1	5
Andrew Nicholas, g	14	1-6	0-2	0	3	1	1	0	0	2
Mike Myers Keitt, f	25	2-9	2-3	5	0	0	2	0	1	6
Phill Wait, c	28	2-4	1-6	3	2	0	3	0	0	5
Max Dileo	7	0-1	0-0	1	0	0	1	0	0	0
Will Campbell	22	1-7	1-3	5	4	0	2	0	0	3
Mykel Harris	17	0-3	5-6	1	4	0	0	0	0	5
Daniel James	7	0-1	0-0	1	1	1	0	0	0	0
Ed Waite	26	5-9	2-5	11	3	1	1	0	0	12
TEAM				5						
Totals	200	15-56	15-29	35	23	4	15	0	3	46

VIRGINIA TECH (2-0, 0-0 ACC)

Player	MP	FG	FT	TR	PF	A	TO	Blk	Stl	TP
Dorenzo Hudson, g	24	7-10	4-6	4	1	3	0	0	2	18
Erick Green, g	23	3-6	3-3	2	1	5	2	1	1	11
Jarell Eddie, g	18	4-4	2-2	3	3	2	1	0	1	13
Victor Davila, f	18	2-3	2-6	5	3	0	2	2	0	6
Dorian Finney-Smith, f	22	0-2	1-4	7	4	3	3	0	0	1
Robert Brown	30	5-11	6-6	1	3	3	0	1	19	
Joey van Zegeren	7	0-0	0-0	0	1	0	0	1	0	0
Cadarian Raines	14	2-4	1-5	6	3	2	0	2	2	5
Tyrone Garland	19	7-7	2-3	2	1	1	1	0	1	18
Joey Racer	5	0-0	0-0	1	0	2	0	0	0	0
C.J. Barksdale	20	0-1	0-0	6	3	1	0	0	0	0
TEAM				4						
Totals	200	30-48	21-35	40	24	20	14	6	8	91

3-Pointers.....VT 10 (Brown 3, Eddie 3, Garland 2, Green 2)
MU1 (Steele)
Blocks..... VT 6 (Davila 2, Raines 2, Green, van Zegeren)
MU 0
Steals.....VT 8
(Hudson 2, Raines 2, Brown, Eddie, Garland, Green)
MU 3 (Myers Keitt, Nesmith, Steele)

Officials.....Statore, Donato, Walton
Technical.....None
Attendance.....XXX

Percentages:

Monmouth	FG%...26.8	3FG%...5.9	FT%...51.7
Virginia Tech	FG%...62.5	3FG%...66.7	FT%...60.0

Monmouth	24	22	—	46
Virginia Tech	42	49	—	91

GAME 3

VIRGINIA TECH 78, FIU 63

NOV. 15, 2011 • 6 P.M. • BLACKSBURG, VA.

Punching its ticket to New York City, Virginia Tech earned a spot in the NIT Season Tip-Off Semifinals with a 78-63 win over Florida International in the second round of the tournament at Cassell Coliseum. Senior **Dorenzo Hudson** spearheaded the Tech offense with 31 points, marking the most by him since his 41-point outburst against Seton Hall on Jan. 2, 2010, in Mexico.

The Hokies led by as many as 13 in the first half against the Panthers, but saw FIU cut the lead to 39-34 on a basket by Dominique Ferguson with 14:28 remaining. Tech answered by going on a 16-7 run, scoring on seven straight possessions. Freshman **Dorian Finney-Smith's** three-point play with 10:21 remaining ended the run, giving the Hokies a 55-41 cushion. Tech went on to lead by as many as 19, cruising to the victory.

Hudson hit 8-of-13 from the floor, including 3-of-5 from beyond the 3-point arc. He connected on all 12 of his free-throw attempts, and he added five rebounds and two assists.

Finney-Smith recorded the second double-double of his young career as he added 14 points and 10 boards for the Hokies, also dishing out five assists. FIU's Jeremy Allen led four Panthers in double figures with 15 points in the loss.

FIU (1-1, 0-0 Sun Belt)

Player	MP	FG	FT	TR	PF	A	TO	Blk	Stl	TP
Phil Taylor, g	33	4-12	4-4	3	2	4	2	0	0	13
DeJuan Wright, g	31	2-8	2-2	4	4	1	2	0	3	7
Jeremy Allen, g	29	3-9	7-8	0	2	1	2	0	2	15
Tola Akomolafe, g	35	4-7	3-3	7	2	0	1	1	1	11
Dominique Ferguson, f35	4-13	3-6	5	5	1	2	2	1	11	
Manuel Nunez	2	0-0	0-0	0	0	0	0	0	0	0
Deric Hill	2	0-1	0-0	0	0	0	0	0	0	0
Steven Miro	1	0-0	0-0	0	0	0	0	0	0	0
Cameron Bell	7	1-3	0-0	1	2	0	0	0	0	2
Gilles Dierickx	8	0-0	0-0	0	2	0	1	0	0	0
Richaud Pack	12	1-2	0-0	3	0	2	1	0	0	2
Tanner Wozniack	5	1-2	0-0	0	2	0	0	0	0	2
TEAM				6						
Totals	200	20-57	19-23	29	21	9	11	3	7	63

VIRGINIA TECH (3-0, 0-0 ACC)

Player	MP	FG	FT	TR	PF	A	TO	Blk	Stl	TP
Dorenzo Hudson, g	34	8-13	12-12	5	0	2	3	0	0	31
Erick Green, g	25	5-7	0-0	2	2	0	2	0	0	12
Jarell Eddie, g	20	0-3	0-0	5	3	2	0	0	1	0
Victor Davila, f	26	5-6	1-4	7	4	2	1	3	0	11
Dorian Finney-Smith, f	34	5-10	2-2	10	3	5	1	0	2	14
Robert Brown	21	1-6	0-0	2	1	3	3	1	0	2
Joey van Zegeren	1	0-0	0-0	0	0	0	0	0	0	0
Cadarian Raines	13	1-3	0-0	1	4	1	1	0	0	2
Tyrone Garland	17	1-4	0-1	0	3	5	2	0	0	2
Joey Racer	1	1-1	0-0	1	0	0	0	0	0	2
C.J. Barksdale	8	1-1	0-0	0	2	0	1	1	0	2
TEAM				2						
Totals	200	28-54	15-19	35	22	20	16	5	3	78

3-Pointers.....VT 7 (Hudson 3, Green 2, Finney-Smith 2)
FIU 4 (Allen 2, Taylor, Wright)
Blocks..... VT 5 (Davila 3, Barksdale, Brown)
FIU 3 (Ferguson 2, Akomolafe)
Steals.....VT 3 (Finney-Smith 2, Eddie)
FIU 7 (Wright 3, Allen 2, Akomolafe, Ferguson)

Officials.....Cahill, Luckie, Corbin
Technical.....None
Attendance.....XXX

Percentages:

FIU	FG%...35.1	3FG%...25.0	FT%...82.6
Virginia Tech	FG%...51.9	3FG%...36.8	FT%...78.9

FIU	26	37	—	63
Virginia Tech	33	45	—	78

GAME 4

SYRACUSE 69, VIRGINIA TECH 58

NOV. 23, 2011 • 9:30 P.M. • NEW YORK, N.Y.

Virginia Tech lost to No. 5 Syracuse, 69-58, in the semifinal of the 2011 NIT Season-Tip-Off in Madison Square Garden. The Hokies suffer their first loss of the season and fall to 3-1, while Syracuse improves to 5-0.

The Hokies took a 29-27 lead into intermission, shooting 47.8 percent from the field. Tech jumped out to a 20-13 lead with 8:08 remaining in the first half on a jumper by sophomore **Jarell Eddie**.

Following the break, the Hokies were able to keep the game close and held took a 42-39 lead with 13:28 remaining on a dunk by senior **Victor Davila**. Syracuse would then go on a 17-3 run over the next five plus minutes to secure the lead for contest.

Eddie tied a career-high with 17 points and set a new career-high with five assists. He made six of 14 field goal attempts, including two of six three-pointer. **Erick Green** added 14 points and three steals and **Dorezo Hudson** scored 13 points for the Hokies. **Kris Joseph** led the Orange with 20 points and 10 rebounds and **C.J. Fair** had 12 points and 10 rebounds off the bench for SU.

Tech shot 42.6 percent from the floor for the game, including 42.1 percent from three-point range. SU outrebounded Tech, 32-27, but the Orange forced Tech into 16 turnovers.

VIRGINIA TECH (3-1, 0-0 ACC)

Player	MP	FG	FT	TR	PF	A	TO	Blk	Stl	TP
Dorezo Hudson, g	38	3-7	6-6	2	1	2	3	0	1	13
Erick Green, g	36	5-10	0-0	5	1	2	1	0	3	14
Victor Davila, f	22	3-5	0-1	2	5	0	4	0	0	6
Dorian Finney-Smith, f	28	1-3	0-0	7	4	3	4	1	0	2
Jarell Eddie, g	35	6-14	3-4	4	3	5	0	2	0	17
Robert Brown	17	1-4	0-0	1	0	3	2	0	0	3
Cadarian Raines	16	1-2	1-1	1	0	0	0	0	1	3
Tyrone Garland	7	0-2	0-0	0	0	0	0	0	0	0
C.J. Barksdale	1	0-0	0-0	1	0	0	1	0	0	0
TEAM			4			1				
Totals	200	20-47	10-12	27	15	15	16	3	5	58

No. 5 SYRACUSE (5-0, 0-0 BIG EAST)

Player	MP	FG	FT	TR	PF	A	TO	Blk	Stl	TP
Scoop Jardine, g	20	1-4	0-0	0	0	4	0	0	0	2
Brandon Triche, g	34	7-12	0-0	2	1	6	2	1	1	18
Rakeem Christmas, f	3	0-0	0-0	0	0	0	0	0	0	0
Kris Joseph, f	39	7-15	5-5	10	3	2	1	0	3	20
Fab Melo, c	25	3-6	0-0	2	1	1	2	5	0	6
M. Carter-Williams	2	0-1	0-0	1	0	0	0	0	0	0
Dion Waiters	25	5-11	0-1	1	3	4	2	0	3	11
C.J. Fair	31	5-8	1-2	10	3	0	1	0	0	12
Baye Keita	15	0-0	0-0	1	3	0	1	0	1	0
James Southerland	6	0-1	0-0	1	0	0	0	0	0	0
TEAM			4							
Totals	200	28-58	6-8	32	14	17	9	6	8	69

3-Pointers.....VT 8 (Green 4, Eddie 2, Brown, Hudson)
SU 7 (Triche 4, Fair, Joseph, Waiters)
Blocks.....VT 3 (Eddie 2, Finney-Smith)
SU 6 (Melo 5, Triche)
Steals.....VT 5 (Green 3, Hudson, Raines)
SU 8 (Jopseh 3, Waiters 3, Keita, Triche)

Officials.....Burr, Stephens, Clougherty
Technical.....None
Attendance.....8,293

Percentages:
 Virginia Tech FG%...42.6 3FG%...42.1 FT%...83.3
 Syracuse FG%...48.3 3FG%...46.7 FT%...75.0

Virginia Tech	29	29	—	58
Syracuse	27	42	—	69

GAME 5

VIRGINIA TECH 59, OKLAHOMA STATE 57

NOV. 25, 2011 • 2:35 P.M. • NEW YORK, N.Y.

Virginia Tech held off a strong Oklahoma State rally and defeated the Cowboys, 59-57, to claim third place in the NIT Season Tip-Off at Madison Square Garden. With the victory, the Hokies improve to 4-1 on the season, while OSU falls to 3-2.

Tech fell behind 8-0 before the first media timeout, but ran out to a 30-19 lead with 2:31 remaining in the first half on a lay-up and free throw by **C.J. Barksdale**. The Hokies took a 32-23 lead into intermission.

In the second half, Tech held a 53-44 lead with 5:27 remaining, but OSU made a run in the final minutes to close the lead to a single possession. **Jarell Eddie** and **Dorezo Hudson** each made two free throws in the final 17 seconds to help secure the win for Tech.

Erick Green led the Hokies with 18 points and **Dorian Finney-Smith** recorded his third double-double of the season with 10 points and 14 rebounds. **Cadarian Raines** grabbed a career-high nine rebounds in just 12 minutes of action. **Markel Brown** led all scorers with 19 points for the Cowboys.

Tech shot just 25 percent from the floor in the second half, but out rebounded OSU, 45-37, including a 21-14 advantage on the offensive boards. Tech's bench outscored OSU's reserves, 18-7.

OKLAHOMA STATE (3-2, 0-0 Big 12)

Player	MP	FG	FT	TR	PF	A	TO	Blk	Stl	TP
Cezar Guerrero, g	23	1-5	1-3	2	3	0	3	0	1	3
Keiton Page, g	35	3-8	3-4	1	3	2	0	0	0	11
Markel Brown, g	38	6-12	6-7	10	4	2	3	0	2	19
Jean-Paul Olukemi, f	32	6-11	1-3	6	5	1	1	0	0	13
Philip Jurick, f	21	2-3	0-0	6	4	2	1	2	0	4
Le'Bryan Nash	11	0-3	0-0	0	3	0	1	1	0	0
Brian Williams	7	0-1	1-2	2	0	0	0	0	0	1
Roger Dowell	22	0-2	2-2	0	2	2	1	0	0	2
Michael Cobbins	11	2-4	0-0	3	1	0	1	2	0	4
TEAM			5							
Totals	200	20-49	14-21	35	25	9	11	5	3	57

VIRGINIA TECH (4-1, 0-0 ACC)

Player	MP	FG	FT	TR	PF	A	TO	Blk	Stl	TP
Dorezo Hudson, g	35	2-13	3-4	3	1	1	3	0	1	7
Erick Green, g	39	6-12	5-7	1	0	1	2	0	1	18
Victor Davila, f	18	1-5	0-0	5	5	1	2	0	1	2
Dorian Finney-Smith, f	38	2-8	4-8	14	2	1	2	0	0	10
Jarell Eddie, f	17	0-4	4-4	7	4	1	1	0	0	4
Robert Brown	24	3-7	1-4	1	4	1	1	0	2	8
Cadarian Raines	12	1-3	1-2	9	4	1	0	3	1	3
Tyrone Garland	8	2-4	0-0	2	0	0	0	0	0	4
C.J. Barksdale	9	1-1	1-1	1	0	0	0	1	0	3
TEAM			3							
Totals	200	18-57	19-30	46	20	7	11	4	6	59

3-Pointers.....VT 4 (Finney-Smith 2, Brown Green)
OSU 3 (Page 2, Brown)
Blocks.....VT 4 (Raines 3, Barksdale)
OSU 5 (Cobbins 2, Jurick 2, Nash)
Steals.....VT 6 (Brown 2, Davila, Green, Hudson, Raines)
OSU 3 (Brown 2, Guerrero)

Officials.....Driscoll, Higgins, Nance
Technical.....None
Attendance.....8,477

Percentages:
 Oklahoma State FG%...40.8 3FG%...17.6 FT%...66.7
 Virginia Tech FG%...31.6 3FG%...25.0 FT%...63.3

Oklahoma State	23	34	—	57
Virginia Tech	32	27	—	59

GAME 6

VIRGINIA TECH 73, ST. BONAVENTURE 64

NOV. 27, 2011 • 6 P.M. • BLACKSBURG, VA.

Erick Green scored 19 points and **Victor Davila** contributed mightily on both ends of the floor, as Virginia Tech downed St. Bonaventure in a non-conference game played Sunday night at Cassell Coliseum.

With the victory, Tech moved to 5-1 overall on the season. St. Bonaventure fell to 2-2.

The Hokies overcame a sluggish first half in which they had as many turnovers (10) as baskets (10). But in the second half, Green scored 12 points and Davila added nine, as the Hokies gradually pulled away.

Tech opened a 40-30 lead in the second half on a dunk by **Cadarian Raines**, but the Bonnies (2-2) cut that lead to three on a 3-pointer by Michael Davenport with 7:31 left.

The Hokies then responded with two free throws from Green, and after a St. Bonaventure turnover, Tech's **Jarell Eddie** hit a 3-pointer to make it 53-45 with 6:48 left. St. Bonaventure got no closer than five points the rest of the way.

St. Bonaventure's Demetrius Conger led all players with 23 points in the game while Davenport added 13 in the loss.

ST. BONAVENTURE (2-2, 0-0 A-10)

Player	MP	FG	FT	TR	PF	A	TO	Blk	Stl	TP
Eric Mosely, g	12	0-5	0-0	3	1	2	2	0	1	0
Michael Davenport, g	34	5-15	2-2	5	4	2	1	0	1	13
Demetrius Conger, f	33	8-10	6-6	6	4	2	5	0	1	23
Da'Quan Cook, f	20	3-6	2-3	6	1	0	0	0	0	8
Andrew Nicholson, f	36	4-14	1-2	7	4	1	4	1	0	9
Charlon Kloof	28	1-2	0-0	1	3	3	0	0	0	3
Jordan Gathers	1	0-0	0-0	0	0	0	0	0	0	0
Yousou Ndoeye	2	0-1	0-0	0	0	0	0	0	0	0
Chris Johnson	2	0-1	0-0	1	0	0	0	0	0	0
Matthew Wright	28	3-8	0-0	3	3	4	0	0	0	8
Jake Houseknecht	4	0-1	0-0	2	0	0	0	0	0	0
TEAM			2			1				
Totals	200	24-63	11-13	36	20	14	13	1	3	64

VIRGINIA TECH (5-1, 0-0 ACC)

Player	MP	FG	FT	TR	PF	A	TO	Blk	Stl	TP
Dorezo Hudson, g	35	3-10	1-2	3	2	1	1	0	1	8
Erick Green, g	33	5-11	7-8	3	0	4	2	0	2	19
Victor Davila, f	30	3-5	3-4	4	1	1	1	1	2	11
Dorian Finney-Smith, f	30	5-8	3-3	2	3	0	2	0	1	13
Jarell Eddie, g	35	4-7	2-4	8	3	3	1	2	0	11
Robert Brown	14	1-2	2-2	2	1	4	1	1	0	5
Cadarian Raines	8	2-2	2-2	4	2	0	1	1	0	6
Tyrone Garland	7	0-1	0-0	0	0	0	0	0	0	0
C.J. Barksdale	8	0-1	0-0	2	2	0	0	1	0	0
TEAM			0			1				
Totals	200	23-47	20-25	28	17	13	10	6	6	73

3-Pointers.....VT 7
(Eddie 2, Green 2, Brown, Finney-Smith, Hudson)
SBU 5 (Wright 2, Conger, Davenport, Kloof)
Blocks.....VT 6 (Finney-Smith 2, Barksdale, Brown, Eddie, Raines)
SBU 1 (Nicholson)
Steals.....VT 6 (Eddie 2, Green 2, Davila, Hudson)
SBU 3 (Conger, Davenport, Mosley)

Officials.....Dorsey, Clinton, CLark
Technical.....None
Attendance.....8,710

Percentages:
 St. Bonaventure FG%...38.1 3FG%...31.3 FT%...84.6
 Virginia Tech FG%...48.9 3FG%...46.7 FT%...80.0

St. Bonaventure	21	43	—	64
Virginia Tech	25	48	—	73

GAME 7

MINNESOTA 58, VIRGINIA TECH 55

NOV. 30, 2011 • 8:15 P.M. • MINNEAPOLIS, MINN.

Virginia Tech fell to Minnesota, 58-55, in the Big Ten/ACC Challenge in Williams Arena on Wednesday night. Tech is now 5-2 on the season, while Minnesota improves to 7-1 overall.

Tech fell behind early, but fought back and took a 28-25 lead into intermission. The Hokies and Golden Gophers battled back and forth throughout the second half, before Minnesota took a 56-55 lead with 18 seconds remaining on a pair of free throws by Julian Welch. Welch made two more free throws with 6.4 seconds remaining to give the Golden Gophers the lead, 58-56. **Erick Green**, who had been knocked off the elevated court in William Arena in the final half minute of action, attempted to hit a game tying three-pointer at the buzzer, but the ball spun off the rim and Minnesota claimed the victory.

Green scored a career-high 25 points to lead all scorers. Robert Brown added 13 points and **Victor Davila** scored 10 points and grabbed seven rebounds. Welch led the Golden Gophers with 15 points. Green made four of eight from three-point range and handed-out a team-high four assists without committing a turnover. He suffered a bruised shoulder on the fall, but was able to return in the final seconds of play.

Tech out rebounded Minnesota, 32-30, but shot just 37.7 percent from the floor. The Hokies made all seven free throw attempts, but just two came in the second half.

VIRGINIA TECH (5-2, 0-0 ACC)

Player	MP	FG	FT	TR	PF	A	TO	Blk	Stl	TP
Dorenzo Hudson, g	25	0-4	0-0	3	2	3	2	1	1	0
Erick Green, g	38	9-18	3-3	4	2	4	0	1	1	25
Victor Davila, f	33	4-9	2-2	7	1	0	2	0	0	10
Dorian Finney-Smith, f	32	1-5	0-0	6	3	1	1	1	1	3
Jarell Eddie, f	34	1-5	2-2	3	3	0	3	0	0	4
Robert Brown	25	5-10	0-0	1	4	3	2	0	2	13
Cadarian Raines	7	0-1	0-0	1	0	0	1	0	1	0
Tyrone Garland	3	0-1	0-0	0	1	1	0	0	0	0
C.J. Barksdale	3	0-0	0-0	0	1	0	0	0	0	0
TEAM				7						
Totals	200	20-53	7-7	32	17	12	12	3	6	55

MINNESOTA (7-1, 0-0 Big Ten)

Player	MP	FG	FT	TR	PF	A	TO	Blk	Stl	TP
Julian Welch, g	32	5-6	4-4	2	2	4	4	0	2	15
Andre Hollins, g	28	2-8	2-2	2	3	3	1	0	1	6
Austin Hollins, g	24	2-8	0-1	2	1	2	0	1	2	4
Rodney Williams, f	38	6-7	2-4	8	2	1	1	2	2	14
Elliot Eliason, c	32	4-6	0-0	7	2	2	0	2	0	8
Oto Osenieks	2	0-2	0-0	0	0	0	0	0	0	0
Joe Coleman	7	0-2	0-0	2	0	0	0	0	1	0
Maverick Ahanmisi	12	0-2	0-0	3	1	3	1	0	0	0
Chip Armelin	17	4-6	0-4	2	1	2	2	0	0	9
Andre Ingram	8	1-1	0-0	0	0	0	0	0	1	2
TEAM				1						
Totals	225	24-48	8-15	30	12	17	9	5	9	58

3-Pointers.....VT 8 (Green 4, Brown 3, Finney-Smith) Minnesota 2 (Armelin, Welch)
Blocks..... VT 3 (Finney-Smith, Green Hudson) Minnesota 5 (Eliason 2, Williams 2, Au, Hollins)
Steals.....VT 6 (Brown 2, Finney-Smith, Green, Hudson, Raines) Minnesota 9 (Au, Hollins 2, Welch 2, Williams 2, Coleman, An, Hollins, Ingram)

Officials Wymer, Burr, Janssen
Technical None
Attendance 10,487

Percentages:
 Virginia Tech FG%...36.2 3FG%...23.8 FT%...57.9
 Minnesota FG%...34.5 3FG%...14.3 FT%...71.4

Virginia Tech	28	27	—	55
Minnesota	25	33	—	58

GAME 8

KANSAS STATE 69, VIRGINIA TECH 61

DEC. 4, 2011 • 5:30 P.M. • BLACKSBURG, VA.

Kansas State's Jamar Samuels scored 15 of his 17 points and grabbed 13 of his 14 rebounds in the second half to lead the Wildcats past Virginia Tech 69-61 in a non-conference game played Sunday night at Cassell Coliseum.

With the loss, Tech fell to 5-3 overall on the season. Kansas State moved to 5-0 overall.

The Hokies, behind solid play from **Cadarian Raines**, **C.J. Barksdale** and **Robert Brown** – they scored six points each – led 28-22 at halftime, but the Wildcats opened the second half with a 12-2 run to take a lead they never would relinquish.

The Hokies struggled from the floor in the second half, connecting on 10 of 32 from the floor (31.3 percent). They shot just 33.8 percent for the game.

In contrast, Kansas State shot 57.7 percent in the second half and 41.8 percent for the game.

Brown paced the Hokies with 15 points, hitting just 6-of-17 from the floor. **Erick Green** had 14 points and seven rebounds, but made just 4-of-17 from the floor.

Southwell had 11 points for the Wildcats. Thomas Gipson, Will Spradling and Jordan Henriquez finished with nine points each.

KANSAS STATE (5-0, 0-0 BIG 12)

Player	MP	FG	FT	TR	PF	A	TO	Blk	Stl	TP
Martavious Irving, g	14	1-3	4-4	1	4	2	3	0	3	6
Rodney McGruder, g	28	2-8	3-5	5	1	0	3	0	0	7
Will Spradling, g	38	2-8	3-4	3	4	3	0	0	2	9
Jamar Samuels, f	28	7-8	3-6	14	2	0	0	0	0	17
Thomas Gipson, f	22	4-9	1-3	6	2	0	1	0	0	9
Shane Southwell	20	3-6	4-6	3	0	1	0	1	0	11
Victor Ojeleye	1	0-0	0-0	1	0	0	0	0	0	0
Nino Williams	2	0-2	0-0	1	1	0	0	0	0	0
Angel Rodriguez	19	0-4	1-2	2	2	4	2	0	3	1
Jordan Henriquez	26	4-6	1-3	4	2	0	3	5	0	9
Jeremy Jones	2	0-1	0-0	0	0	0	0	0	0	0
TEAM				2						
Totals	200	23-55	20-33	42	18	10	12	6	8	69

VIRGINIA TECH (5-3, 0-0 ACC)

Player	MP	FG	FT	TR	PF	A	TO	Blk	Stl	TP
Dorenzo Hudson, g	25	3-9	1-5	4	4	0	1	0	0	7
Erick Green, g	36	4-17	0-3	7	2	3	3	0	1	14
Victor Davila, f	17	0-2	0-0	1	3	0	0	1	0	1
Dorian Finney-Smith, f	25	3-7	0-0	7	5	1	0	1	0	6
Jarell Eddie, f	27	1-5	0-0	5	3	0	2	0	0	4
Robert Brown	31	6-17	2-10	3	4	1	1	1	2	15
Cadarian Raines	15	3-6	0-0	5	5	0	2	2	1	6
Marquis Rankin	7	1-1	0-0	1	0	1	1	0	0	2
C.J. Barksdale	17	1-1	0-0	4	1	0	2	1	1	6
TEAM				8						
Totals	200	22-65	14-21	45	27	6	13	5	6	61

3-Pointers.....VT 3 (Brown 2, Hudson) K-State 3 (Spradling 2, Southwell)
Blocks..... VT 5 (Raines 2, Barksdale, Brown, Davila) K-State 6 (Henriquez 5, Southwell)
Steals.....VT 6 (Brown 2, Barksdale, Finney-Smith, Green, Raines) K-State 8 (Irving 3, Rodriguez 3, Spradling 2)

Officials Cahill, Corbin, Caldwell
Technical None
Attendance 8,782

Percentages:
 Kansas State FG%...41.8 3FG%...23.1 FT%...60.6
 Virginia Tech FG%...33.8 3FG%...16.7 FT%...66.7

Kansas State	22	47	—	69
Virginia Tech	28	33	—	61

GAME 9

VIRGINIA TECH 78, RHODE ISLAND 67

DEC. 7, 2011 • 7 P.M. • KINGSTON, R.I.

Virginia Tech defeated the University of Rhode Island, 78-67, in basketball action Wednesday night in the Ryan Center on the URI campus. The Hokies improve to 6-3 on the season, while URI falls to 1-8 overall.

Tech shot 54.5 percent from the field for the game, including 65.4 percent in the second half. The Hokies made 11 of their 13 free throw attempts and were good on seven of 16 three-point attempts.

The Hokies fell behind early, 7-0, but took a 28-27 lead into the intermission. Tech fell behind once again the open second half, but went on a 33-20 run in the middle of the second period, taking a 61-51 lead with 5:33 remaining on a three-pointer by **Jarell Eddie**. Tech stretched the lead to as many 12 points before claiming the 78-67 victory.

Erick Green, who did not start due to a coach's decision, came off the bench to score 24 points to lead all scores. Tech had four players in double figures, including 15 points by Eddie and a career-high 12 points by **Cadarian Raines**. **Dorian Finney-Smith** added 11 points for the Hokies. Nikola Malesevich scored 23 points to lead the Rams.

With Green and Raines' big nights, the Hokie bench outscored URI's substitutes, 44-8. Tech out rebounded the Rams, 33-29.

VIRGINIA TECH (6-3, 0-0 ACC)

Player	MP	FG	FT	TR	PF	A	TO	Blk	Stl	TP
Dorenzo Hudson, g	22	2-6	4-4	3	4	4	1	0	0	8
Marquis Rankin, g	12	0-0	0-0	0	2	1	1	0	0	0
Victor Davila, f	13	0-2	0-0	1	1	0	2	1	1	0
Dorian Finney-Smith, f	35	4-11	1-2	6	3	3	4	3	0	11
Jarell Eddie, f	23	5-6	2-2	6	4	2	0	1	1	15
Robert Brown	19	1-5	0-0	1	2	3	1	0	1	2
Cadarian Raines	25	6-8	0-0	4	2	1	1	0	3	12
Erick Green	33	10-14	2-3	2	2	1	1	0	0	24
Tyrone Garland	1	0-0	0-0	0	0	0	0	0	0	0
C.J. Barksdale	17	2-3	2-2	7	0	2	2	0	0	6
TEAM				3			1			
Totals	200	30-55	11-13	33	20	17	14	5	9	78

RHODE ISLAND (1-8, 0-0 A-10)

Player	MP	FG	FT	TR	PF	A	TO	Blk	Stl	TP
Jamal Wilson, g	36	4-16	3-4	3	2	1	1	0	0	11
Mike Powell, g	35	1-6	7-8	5	2	5	0	0	2	9
Orion Outerbridge, f	32	3-7	0-0	2	1	0	0	2	0	6
Nikola Malesevich, f	36	7-14	8-8	4	1	1	0	2	2	23
Jonathan Holton, f	27	4-6	2-2	7	5	1	5	0	0	10
Dominique McKoy	12	1-2	0-0	0	1	2	0	0	0	2
Rayvon Harris	3	0-1	0-0	1	0	0	1	0	0	0
Levan Shengelia	8	1-1	1-2	0	1	1	2	0	0	3
Ryan Brooks	8	0-0	0-0	2	0	0	0	0	1	0
Anthony Malhoit	3	1-2	0-0	0	0	0	0	0	0	3
TEAM				5						
Totals	200	22-55	21-24	29	12	10	11	4	5	67

3-Pointers.....VT 7 (Eddie 3, Finney-Smith 2, Green 2) URI 2 (Malesevich, Malhoit)
Blocks..... VT 5 (Finney-Smith 3, Davila, Eddie) PSU 2 (Malesevich, Outerbridge)
Steals.....VT 9 (Green 3, Raines 3, Brown, Davila, Eddie) URI 5 (Malesevich 2, Powell 2, Brooks)

Officials Styons, Gladden, Dawkins
Technical None
Attendance 3,982

Percentages:
 Virginia Tech FG%...54.5 3FG%...43.8 FT%...84.6
 Rhode Island FG%...40.0 3FG%...18.2 FT%...87.5

Virginia Tech	28	50	—	78
Rhode Island	27	40	—	67

GAME 10

VIRGINIA TECH 73, NORFOLK STATE 60

DEC. 11, 2011 • 2 P.M. • BLACKSBURG, VA.

Jarell Eddie scored a career-high 24 points and grabbed seven rebounds to lift Virginia Tech past Norfolk State, 73-60. Eddie made 6-of-9 from the floor and hit a career-high five 3-pointers. He also connected on all seven of his free-throw attempts. His previous career high came last season against Wake Forest when he scored 17 in a win in Winston-Salem, N.C.

The Hokies trailed for much of the first half, but Eddie scored six points in a 10-0 Tech run late in the first half that gave the Hokies the lead for good.

The Spartans, who have quality victories over Drexel and TCU and lost to nationally ranked Marquette by just two points, kept the game close throughout and cut the lead to 66-59 on Chris McEachin's 3-pointer with 2:58 left in the game. But Tech's **Dorezo Hudson** hit a free throw with 2:05 left to make it 66-59. After McEachin missed a 3-pointer for NSU with 1:40 to go, Eddie put the game away, draining his final 3-pointer with 1:07 remaining to push the Hokies' lead back to 10.

Erick Green finished with 12, while **Cadarian Raines** came off the bench to score 10 points and grab seven rebounds for Tech.

Norfolk State shot 48.9 percent from the floor (22-of-45). But the Spartans hurt themselves with nine second-half turnovers.

McEachin led NSU with 18 points, hitting 6-of-12 from the floor, including two 3-pointers. Kyle O'Quinn and Pendarvis Williams scored 14 each. O'Quinn, NSU's leading scorer, scored 12 of his 14 in the first half, but spent most of the second half on the bench in foul trouble before fouling out with 4:11 left.

NORFOLK STATE (6-4, 0-0 MEAC)

Player	MP	FG	FT	TR	PF	A	TO	Blk	Stl	TP
Pendarvis Williams, g	33	4-7	3-3	4	2	1	3	1	0	14
Rodney McCauley, g	14	0-3	0-0	0	3	2	1	0	0	0
Marcos Tamares, f	33	2-6	2-2	2	4	1	3	2	1	6
Chris Mceachin, f	36	6-12	4-5	8	2	2	2	0	1	18
Kyle O'Quinn, c	29	7-10	0-2	8	5	2	0	2	0	14
Kieyvyn Lila-St. Rose	1	0-0	0-0	0	0	0	0	0	0	0
Jamel Fuentes	17	2-4	2-5	2	1	1	1	0	1	6
Reggie Revels	2	0-0	0-0	0	0	0	0	0	0	0
Jordan Weathers	4	0-0	0-0	0	0	0	0	0	0	0
Brandon Goode	2	0-0	0-0	0	0	0	2	0	0	0
Brandon Wheelless	15	1-2	0-0	0	1	0	1	0	0	2
Riley Maye	3	0-0	0-0	0	0	1	0	0	0	0
A.J. Rogers	11	0-1	0-0	2	0	0	0	2	0	0
TEAM				2						
Totals	200	22-45	11-17	28	18	10	13	7	3	60

VIRGINIA TECH (7-3, 0-0 ACC)

Player	MP	FG	FT	TR	PF	A	TO	Blk	Stl	TP
Dorezo Hudson, g	33	3-10	1-2	2	2	1	1	0	0	7
Erick Green, g	36	4-10	3-3	4	4	1	1	0	3	12
Jarell Eddie, g	33	6-9	7-7	7	1	1	2	0	1	24
Victor Davila, f	13	2-5	2-2	0	2	0	0	1	6	
Dorian Finney-Smith, f	33	3-9	0-1	5	2	3	1	0	6	
Robert Brown	14	1-5	2-2	5	1	1	0	1	0	5
Cadarian Raines	23	5-7	0-1	7	3	2	1	1	0	10
Marquis Rankin	7	0-2	0-0	1	0	2	1	0	0	0
C.J. Barksdale	8	1-2	1-2	3	1	0	0	0	0	3
TEAM				2						
Totals	200	25-59	16-20	36	16	10	9	3	5	73

3-Pointers.....VT 7 (Eddie 5, Brown, Green)
NSU 5 (Williams 3, Mceachin 2)
Blocks.....VT 3 (Brown, Finney-Smith, Raines)
NSU 7 (O'Quinn 2, Rogers 2, Tamares 2, Williams)
Steals.....VT 5 (Green 3, Davila, Eddie)
NSU 3 (Fuentes, Mceachin, Tamares)

Officials.....Nestor, Clinton, Humes
Technical.....None
Attendance.....8,869

Percentages:
 Norfolk State FG%...48.9 3FG%...35.7 FT%...64.7
 Virginia Tech FG%...42.4 3FG%...46.7 FT%...80.0

Norfolk State 34 26 — 60
 Virginia Tech 39 34 — 73

GAME 11

VIRGINIA TECH 85, CAMPBELL 60

DEC. 17, 2011 • 4 P.M. • BLACKSBURG, VA.

Virginia Tech opened the second half with a 15-0 run to break open a close game and roll past Campbell 85-60 in a non-conference game at Cassell Coliseum.

The Hokies led just 32-29 at halftime after shooting only 37 percent from the floor. But Tech opened the second half by hitting six of its first seven shots, as **Jarell Eddie** heated up following a scoreless first half. Eddie scored seven of Tech's 15 points in that run, and his basket with 15:19 left in the game capped the run, giving the Hokies a 47-29 lead.

Tech continued its hot shooting throughout the second half. The Hokies shot 73.1 percent in the final 20 minutes and 54.7 percent for the game – its second-best shooting performance of the season.

In contrast, Campbell struggled from the floor in the first five minutes of the second half. The Fighting Camels missed three shots and turned the ball over four times on their first seven possessions of the second half. Their first basket in the final 20 minutes came at the 14:46 mark, and Campbell shot just 41.9 percent in the second half (44.1 for the game).

Dorezo Hudson and **Victor Davila** both snapped shooting slumps for Tech, leading the Hokies in scoring with 15 points each. Hudson hit 5-of-11 from the floor, including 2-of-4 from beyond the 3-point arc.

CAMPBELL (8-3, 2-0 Big South)

Player	MP	FG	FT	TR	PF	A	TO	Blk	Stl	TP
Trey Freeman, g	30	8-12	0-1	2	3	0	2	0	0	16
Rico Ferguson, g	21	1-4	1-3	1	4	0	2	0	0	3
Darren White, g	29	6-9	1-3	4	1	1	2	1	1	14
Anthony Horton, f	18	0-6	0-0	3	3	0	2	1	1	0
Eric Griffin, f	36	6-11	3-3	6	2	1	3	1	2	15
Amir Celestin	11	1-4	0-0	1	1	1	2	0	1	2
Marvelle Harris	19	2-4	0-0	5	1	2	2	0	0	4
Andrew Ryan	15	1-5	0-0	1	2	4	0	0	0	2
Jihad Wright	5	1-1	1-2	0	0	0	0	0	0	3
Lorne Merthie	9	0-2	0-0	1	2	1	0	0	0	0
Antonio Kalpic	7	0-1	1-2	2	0	0	0	0	0	1
TEAM				7						
Totals	200	26-59	7-14	33	19	10	15	3	5	60

VIRGINIA TECH (8-3, 0-0 ACC)

Player	MP	FG	FT	TR	PF	A	TO	Blk	Stl	TP
Dorezo Hudson, g	26	5-11	3-4	1	1	3	4	0	1	15
Erick Green, g	29	3-4	6-6	2	3	6	1	0	2	12
Jarell Eddie, g	26	5-7	0-0	8	1	1	0	0	1	11
Victor Davila, f	21	6-9	3-3	3	3	0	1	0	1	15
Dorian Finney-Smith, f	30	2-6	4-6	4	2	2	1	1	0	10
Robert Brown	16	1-3	3-4	1	0	3	0	1	0	5
Cadarian Raines	17	2-4	1-2	3	5	1	1	0	1	5
Marquis Rankin	14	2-4	0-0	0	1	1	0	0	1	4
Joey Racer	3	0-2	0-0	1	0	0	1	0	0	0
Will Johnston	3	0-0	0-0	0	0	0	0	0	0	0
C.J. Barksdale	15	3-3	2-2	2	0	0	0	1	0	8
TEAM				2						
Totals	200	29-53	22-27	27	16	17	9	3	7	85

3-Pointers.....VT 5 (Finney-Smith 2, Hudson 2, Eddie)
Campbell 1 (White)
Blocks.....VT 3 (Barksdale, Brown, Finney-Smith)
Campbell 3 (Griffin, Horton, White)
Steals.....VT 7 (Green 2, Eddie, Davila, Hudson, Raines, Rankin)
Campbell 5 (Griffin 2, Celestin, Horton, White)

Officials.....Corbin, Heater, Comer
Technical.....None
Attendance.....8,854

Percentages:
 Campbell FG%...44.1 3FG%...8.3 FT%...50.0
 Virginia Tech FG%...54.7 3FG%...41.7 FT%...81.5

Campbell 29 31 — 60
 Virginia Tech 32 53 — 85

GAME 12

VIRGINIA TECH 84, NORTH FLORIDA 55

DEC. 19, 2011 • 7 P.M. • BLACKSBURG, VA.

Dorezo Hudson scored 16 points to help Virginia Tech win its fourth straight game in an 84-55 decision over North Florida in non-conference action.

The Hokies broke open a close contest with an 8-0 run to close the first half. **Jarell Eddie's** 3-pointer with 3 seconds left – his only points of the half – gave Tech a 40-31 halftime lead.

Tech used a 19-5 run over a 7-minute stretch in the second half to put the game away. **Erick Green** and **Robert Brown** combined to score 13 of the 19 points in that run for the Hokies. Tech went on to lead by as many as 29 points in the game and shot 61.3 percent in the final 20 minutes (19 of 31).

North Florida, which has played a brutal schedule that includes Alabama, Florida, Miami, Ohio State and Kansas State, struggled to take care of the ball against Tech's man-to-man defense. The Ospreys committed 16 turnovers, and they shot just 37.5 percent from the floor in the second half.

Hudson, who snapped out of a shooting slump in the Hokies' previous game against Campbell, connected on 6 of 10 from the floor to pace a Tech team that shot 55.2 percent for the game (32 of 58). It marked the fifth time this season that the Hokies have shot better than 50 percent.

Brown added 14 points for the Hokies, hitting 6 of 10 from the floor, including 2 of 4 from beyond the 3-point arc. **Dorian Finney-Smith** also had 14 and hit two 3-pointers, as the Hokies made seven treys for the game. Green finished with 12.

NORTH FLORIDA (5-7, 1-0 A-Sun)

Player	MP	FG	FT	TR	PF	A	TO	Blk	Stl	TP
Will Wilson, g	18	0-1	0-0	2	0	3	1	0	0	0
Jerron Granberry, g	24	2-4	0-0	1	1	0	3	0	2	6
Charles McCoy, f	19	1-7	0-0	2	0	1	1	0	2	2
Andy Diaz, f	14	2-4	0-0	0	2	0	4	0	0	4
David Jeune, f	17	0-3	1-2	1	3	1	0	0	0	1
Travis Wallace	21	6-10	1-2	6	1	0	1	1	0	13
Parker Smith	21	3-7	0-0	2	2	0	1	0	0	9
Jimmy Williams	22	1-5	2-4	1	2	3	5	0	0	4
Matt Sauey	28	4-7	3-6	6	0	1	0	1	0	11
Fred Landers	16	2-3	1-1	2	2	0	0	0	0	5
TEAM				2						
Totals	200	21-51	8-15	25	13	9	16	2	4	55

VIRGINIA TECH (9-3, 0-0 ACC)

Player	MP	FG	FT	TR	PF	A	TO	Blk	Stl	TP
Dorezo Hudson, g	27	6-10	3-3	3	1	1	1	0	0	16
Erick Green, g	34	5-8	2-2	1	0	8	2	0	2	12
Jarell Eddie, g	19	3-6	0-0	4	4	0	1	1	0	8
Victor Davila, f	16	4-6	0-1	2	3	1	2	1	1	8
Dorian Finney-Smith, f	28	3-5	6-6	7	2	4	2	0	2	14
Robert Brown	22	6-10	0-0	3	1	1	0	2	1	14
Cadarian Raines	18	2-6	0-2	11	1	0	1	3	0	4
Marquis Rankin	16	0-3	0-0	2	2	4	0	0	2	0
Joey Racer	2	0-1	0-0	0	0	0	0	0	0	0
Will Johnston	2	0-1	0-0	0	0	0	0	0	0	0
C.J. Barksdale	16	3-3	2-2	2	1	0	2	0	2	8
TEAM				2						
Totals	200	32-59	13-16	37	15	19	12	5	11	84

3-Pointers.....VT 7 (Brown 2, Eddie 2, Finney-Smith 2, Hudson)
North Florida 5 (Smith 3, Granberry 2)
Blocks.....VT 5 (Raines 3, Davila, Eddie)
North Florida 2 (Sauey, Wallace)
Steals.....VT 11 (Barksdale 2, Brown 2, Finney-Smith 2,
 Green 2, Rankin 2, Davila)
North Florida 4 (Granberry 2, McRoy 2)

Officials.....Natlil, Caldwell, Testa
Technical.....None
Attendance.....8,818

Percentages:
 North Florida FG%...41.2 3FG%...31.3 FT%...53.3
 Virginia Tech FG%...54.2 3FG%...41.2 FT%...81.3

North Florida 31 24 — 55
 Virginia Tech 40 44 — 84

GAME 13

VIRGINIA TECH 71, EASTERN MICHIGAN 50

DEC. 22, 2011 • 7 P.M. • BLACKSBURG, VA.

Erick Green scored 12 points to lead Virginia Tech to a 71-50 non-conference victory over Eastern Michigan at Cassell Coliseum.

The Hokies head into the Christmas holiday having won five straight games and now take eight days off before a New Year's Eve date at Oklahoma State.

Tech put things away in this one by finishing the first half with a 16-0 run and then scoring the first six points of the second half for a 22-0 burst spanning both halves. Eastern Michigan's Kamil Janton scored with 11:22 left in the first half to cut the Virginia Tech lead to 11-9, but Green started the Hokies' run with a free throw at the 7:06 mark. The Hokies' point guard scored half of Virginia Tech's final 16 first-half points, as the Hokies took a 27-9 lead at the break.

Eastern Michigan, playing its sixth straight road game – which has included trips to Syracuse and Purdue – made just three shots in the first half and missed its final 10 shots. Spanning both halves, the Eagles went scoreless for 13:38 and ended the drought on Darrell Lampley's two free throws with 17:44 left in the game.

Cadarian Raines added 10 points for the Hokies, while **Robert Brown** finished with nine. **C.J. Barksdale** had a game-high 10 rebounds.

Lampley and Antonio Green scored 13 point each to lead the Eagles, who shot a season-low 28.1 percent from the floor (16 of 57). That also marked the lowest shooting percentage by a Virginia Tech opponent this season.

EASTERN MICHIGAN (5-7, 0-0 MAC)

Player	MP	FG	FT	TR	PF	A	TO	Blk	Stl	TP
Antonio Green, g	31	5-13	0-0	3	3	1	0	1	1	13
Quintin Dailey, g	19	1-4	0-0	1	1	0	1	0	1	2
Darrell Lampley, g	32	4-17	3-3	2	2	3	3	0	2	13
Jamell Harris, f	15	0-1	4-4	6	4	0	2	1	1	4
Da'Shonte Riley, c	22	0-4	2-2	3	3	0	2	2	2	2
Austin Harper	21	3-7	2-2	0	1	1	1	0	0	9
Derek Thompson	13	0-3	0-0	2	2	0	1	0	0	0
Antoine Chamdler	5	0-1	0-0	0	0	1	0	0	0	0
Anthony Strickland	19	0-1	0-0	2	1	1	1	0	0	0
Matt Balkema	11	1-2	1-2	2	2	0	1	0	0	3
Kamil Janton	12	2-4	0-0	4	0	0	0	0	0	4
TEAM				6			1			
Totals	200	16-57	12-13	31	19	7	13	4	7	50

VIRGINIA TECH (10-3, 0-0 ACC)

Player	MP	FG	FT	TR	PF	A	TO	Blk	Stl	TP
Dorenzo Hudson, g	22	3-9	2-2	2	0	3	2	0	2	8
Erick Green, g	23	4-6	4-5	3	0	4	3	0	0	12
Jarell Eddie, g	24	2-3	1-2	7	4	1	1	0	1	6
Victor Davila, f	25	2-5	1-3	4	1	1	2	0	1	5
Dorian Finney-Smith, f	31	1-6	4-6	8	2	4	2	1	2	6
Robert Brown	17	3-6	0-0	0	1	0	0	0	0	9
Cadarian Raines	16	3-4	4-4	4	3	1	1	0	0	10
Marquis Rankin	18	2-3	0-0	0	0	1	2	1	0	6
Joey Racer	3	0-2	0-0	2	0	0	1	0	0	0
Will Johnston	3	1-2	0-0	0	0	0	0	0	0	3
C.J. Barksdale	18	3-7	0-0	10	2	2	1	0	1	6
TEAM				3						
Totals	200	24-53	16-22	43	11	17	15	2	7	71

3-Pointers.....VT 7 (Brown 3, Rankin 2, Eddie, Johnston)

.....EMU 6 (Green 3, Lampley 2, Harper)

Blocks.....VT 2 (Finney-Smith, Rankin)

.....EMU 4 (Riley 2, Green, Harris)

Steals.....VT 7 (Finney-Smith 2, Hudson 2, Barksdale, Eddie, Davila)

.....EMU 7 (Lampley 2, Riley 2, Dailey, Green, Harris)

Officials.....Dorsey, Kelly, Tyburski

Technicals.....None

Attendance.....9,563

Percentages:

Eastern Michigan FG%...28.1 3FG%...24.0 FT%...92.3

Virginia Tech FG%...45.3 3FG%...31.8 FT%...72.7

Eastern Michigan 9 41 — 50

Virginia Tech 27 44 — 71

GAME 14

VIRGINIA TECH 67, OKLAHOMA ST. 61

DEC. 31, 2011 • NOON • STILLWATER, OKLA.

Virginia Tech defeated Oklahoma State, 67-61, in Gallagher-Iba Arena, on the Cowboy's campus as the Hokies are now 11-3 overall, while OSU falls to 7-6 on the season.

The Hokies jumped out to an eight-point lead early in the first half and took a 28-23 lead into the intermission. The Cowboys opened in the second half on a 19-9 run and led 44-37 with 13:03 remaining. Tech then went on a 19-3 run over the next seven minutes and took a 56-47 lead on a lay-up by **Robert Brown** with 6:18 remaining to play.

OSU fought back and tied the game, 61-61 with 2:02 to play. Virginia Tech did not allow the Pokes to score for the remainder of the contest. Tech scored its final field goal of the game with 5:43 remaining, a jumper by Brown, but made all seven of their free throw attempts down the stretch to secure the win.

Dorenzo Hudson led the Hokies with 18 points and **Erick Green** added 16 points in the win. With his 18 points, Hudson reached the 1,000-career points mark at Virginia Tech. He now has 1,006 points as a Hokie. **Dorian Finney-Smith** grabbed 10 rebounds and **Jarell Eddie** added nine points and seven rebounds. Keiton Page led all scorers with 21 points and Brian Williams added 14 points in the loss for OSU.

VIRGINIA TECH (11-3, 0-0 ACC)

Player	MP	FG	FT	TR	PF	A	TO	Blk	Stl	TP
Dorenzo Hudson, g	34	5-10	6-6	5	1	0	1	0	0	18
Erick Green, g	37	6-17	3-3	7	2	3	4	0	1	16
Dorian Finney-Smith, f	28	1-5	0-0	10	3	1	4	0	1	2
Jarell Eddie, f	25	4-9	0-0	7	2	0	0	0	0	9
Victor Davila, c	22	2-4	4-5	3	2	1	1	1	1	8
Robert Brown	19	4-9	0-1	4	2	1	1	0	0	8
Cadarian Raines	18	2-4	0-0	4	1	0	4	1	0	4
Marquis Rankin	5	0-0	0-0	0	0	0	0	0	0	0
C.J. Barksdale	12	0-1	2-2	3	1	0	0	0	0	2
TEAM				4			1			
Totals	200	24-59	15-17	47	14	6	16	2	3	67

OKLAHOMA STATE (7-6, 0-0 BIG 12)

Player	MP	FG	FT	TR	PF	A	TO	Blk	Stl	TP
Keiton Page, g	36	8-21	0-0	1	4	3	2	0	2	21
Markel Brown, g	8	1-4	0-0	0	0	0	1	0	0	2
Jean-Paul Olukemi, f	18	3-7	1-1	4	0	0	2	0	0	8
Le'Bryan Nash, f	33	1-6	2-4	4	2	1	4	0	1	4
Phillip Jurick, c	25	2-2	1-2	5	3	3	1	3	1	5
Cezar Guerrero	24	1-5	2-2	3	5	2	1	0	1	5
Brian Williams	33	6-9	1-2	4	2	0	0	0	1	14
Marek Soucek	2	0-0	0-0	0	0	0	0	0	0	0
Michael Cobbins	21	1-1	0-0	3	1	0	1	0	0	2
TEAM										
Totals	200	23-55	7-11	24	17	9	12	3	6	61

3-Pointers.....VT 4 (Hudson 2, Eddie, Green)

.....OSU 8 (Page 5, Guerrero, Olukemi, Williams)

Blocks.....VT 2 (Davila, Raines)

.....OSU 3 (Jurick 3)

Steals.....VT 3 (Davila, Finney-Smith, Green)

.....OSU 6 (Page 2, Guerrero, Jurick, Nash, Williams)

Officials.....Simmons, Kersey, Corbin

Technicals.....None

Attendance.....12,500

Percentages:

Virginia Tech FG%...40.7 3FG%...25.0 FT%...88.2

Oklahoma State FG%...41.6 3FG%...36.4 FT%...63.6

Virginia Tech 28 39 — 67

Oklahoma State 23 38 — 61

GAME 15

WAKE FOREST 58, VIRGINIA TECH 55

JAN. 7, 2012 • NOON • WINSTON-SALEM, N.C.

Virginia Tech rallied from an eight-point second-half deficit to take the lead with a little more than a minute to play, but Wake Forest's C.J. Harris buried a 3-pointer with 18 seconds left to lift the Demon Deacons past the Hokies 58-55 in the ACC opener for both teams.

With the loss, Tech fell to 11-4 overall, 0-1 in the league. Wake Forest moved to 10-5, 1-0, and snapped a five-game losing skid to the Hokies.

Tech started slowly, trailing by as many as 13 in the first half and by seven with 7:13 remaining in the game. But the Hokies rallied, taking their first lead, 53-52, on a 3-pointer by **Jarell Eddie** with 1:20 left.

On Wake's next possession, Harris canned a 3-pointer with 1:05 remaining to give the Demon Deacons a 55-53 lead. That lead, though, lasted only 19 seconds, as Tech's **Erick Green** hit a jumper with 46 seconds to go that tied the game at 55.

But Harris answered again for the Demon Deacons. Using a screen, he nailed a 3-pointer with 18 seconds left to give Wake a 58-55 lead.

Green paced the Hokies with 19 points, hitting 9 of 18 from the floor. He also tied a career high with seven rebounds. Eddie added 12 points for Tech, which shot 39.7 percent from the floor.

Harris had 13 points to lead the Demon Deacons, while McKie finished with 12 points and 15 rebounds.

VIRGINIA TECH (11-4, 0-1 ACC)

Player	MP	FG	FT	TR	PF	A	TO	Blk	Stl	TP
Victor Davila, f	28	3-4	2-4	7	2	0	1	0	0	8
Dorian Finney-Smith, f	33	0-1	0-0	7	1	0	0	0	2	0
Jarell Eddie, f	18	4-7	0-0	3	4	0	4	1	0	12
Dorenzo Hudson, g	33	4-13	0-0	2	1	3	2	1	1	8
Erick Green, g	37	9-18	0-0	7	3	6	3	1	2	19
Robert Brown	23	2-6	1-2	0	1	1	0	0	1	6
Cadarian Raines	12	0-2	0-0	2	1	0	0	1	1	0
Marquis Rankin	9	1-6	0-0	1	1	0	0	0	0	2
C.J. Barksdale	7	0-1	0-0	1	0	0	0	0	0	0
TEAM				1						
Totals	200	23-58	3-6	31	14	10	10	4	7	55

WAKE FOREST (10-5, 1-0 ACC)

Player	MP	FG	FT	TR	PF	A	TO	Blk	Stl	TP
Nikita Mescheriakov, f	28	2-6	4-6	10	2	1	4	1	1	9
Travis McKie, f	35	6-14	0-1	15	3	1	3	0	0	12
Ty Walker, c	24	1-4	2-2	2	0	2	2	1	1	4
Tony Chennault, g	28	3-8	0-0	4	1	1	2	0	1	7
C.J. Harris, g	39	3-8	4-4	5	1	4	2	0	0	13
Daniel Green	5	0-0	0-0	1	0	0	0	0	0	0
Chase Fischer	25	3-7	0-0	0	1	1	1	0	0	8
Carson Desrosiers	16	2-5	0-0	1	3	3	1	4	0	5
TEAM				5			1			
Totals	200	20-52	10-13	42	12	13	16	6	3	58

3-Pointers.....VT 6 (Eddie 4, Brown, Green)

.....WF 8 (Harris 3, Fischer 2, Chennault, Desrosiers, Mescheriakov)

Blocks.....VT 4 (Eddie, Green, Hudson, Raines)

.....WF 6 (Desrosiers 4, Mescheriakov, Walker)

Steals.....VT 7 (Finney-Smith 2, Green 2, Brown, Hudson, Raines)

.....WF 3 (Chennault, Mescheriakov, Walker)

Officials.....Luckie, Eades, Kelly

Technicals.....None

Attendance.....10,037

Percentages:

Virginia Tech FG%...39.7 3FG%...27.3 FT%...50.0

Wake Forest FG%...38.5 3FG%...44.4 FT%...76.9

Virginia Tech 24 31 — 55

Wake Forest 32 26 — 58

GAME 16

FLORIDA STATE 63, VIRGINIA TECH 59

JAN. 10, 2012 • 7 P.M. • BLACKSBURG, VA.

Florida State's Okaro White sank two free throws with 5.5 seconds left, and that propelled the Seminoles past **Erick Green** and the Virginia Tech Hokies 63-59 in an ACC game played Tuesday night at Cassell Coliseum.

With the loss, the Hokies fell to 11-5 overall on the season, 0-2 in ACC play. Tech also lost to Florida State for the fourth time in the past six meetings between the two schools. The Seminoles moved to 10-6, 1-1 in league action.

Tech never led in this one, but managed to cut the lead to two, 61-59, on two free throws by Green with 1:05 remaining. FSU's Ian Miller then missed a 3-pointer with 33 seconds left, and the Hokies' called a timeout with 17 seconds to go.

Coming out of the timeout, Tech got the ball into Green's hands, and the junior from Winchester, Va., drove down the lane. He faked a shot and then took a short jumper that just rolled off the rim. James got the rebound, and Green fouled him with 5.5 seconds remaining.

Bernard James enjoyed a great night to lead FSU. The 6-foot-10 senior scored 18 points, grabbed 15 rebounds and blocked three shots. Miller added 15 points for the Seminoles.

FSU finished with a season-high 15 blocked shots, tying for the most blocked shots ever by a Tech opponent against the Hokies – the Georgetown Hoyas, featuring then sophomore Dikembe Mutombo and freshman Alonzo Mourning, blocked 15 in a win over the Hokies in 1988. The Seminoles also held the Hokies to a season-low 30.5 percent from the floor.

Green scored 21 of the Hokies' 59 points, hitting 5 of 14 from the floor and all 10 of his free-throw attempts. **Dorian Finney-Smith** had nine points and 10 rebounds.

FLORIDA STATE (10-6, 1-1 ACC)

Player	MP	FG	FT	TR	PF	A	TO	Bk	Stl	TP
Luke Loucks, g	32	2-5	1-2	3	2	5	2	0	0	7
Deividas Dulkys, g	22	1-4	2-2	6	1	1	2	5	0	4
Michael Snaer, g	19	3-7	2-3	0	5	1	2	0	2	9
Bernard James, f	36	6-12	6-8	15	3	1	3	3	1	18
Xavier Gibson, c	15	1-6	0-0	2	3	0	1	3	1	2
Okaro White	19	1-3	2-2	6	4	0	2	2	0	4
Jeff Peterson	12	2-2	0-1	2	2	0	1	0	0	4
Ian Miller	31	5-10	4-4	0	2	0	4	1	1	15
Terry Whisnant	4	0-0	0-0	0	0	1	1	0	0	0
Jon Kreft	10	0-2	0-0	2	3	0	1	1	0	0
TEAM				2						
Totals	200	21-51	17-22	38	25	8	19	15	5	63

VIRGINIA TECH (11-5, 0-2 ACC)

Player	MP	FG	FT	TR	PF	A	TO	Bk	Stl	TP
Dorenzo Hudson, g	29	2-10	4-4	5	2	1	1	0	1	8
Erick Green, g	36	5-14	10-10	2	3	0	0	0	0	21
Jarell Eddie, g	29	2-7	4-5	3	3	1	1	1	0	8
Victor Davila, f	15	0-3	4-5	1	2	0	0	1	0	0
Dorian Finney-Smith, f	36	4-9	0-0	10	1	3	3	0	1	9
Robert Brown	14	0-3	0-0	1	2	0	4	0	1	0
Cadarian Raines	18	2-4	0-0	4	5	0	1	1	0	4
Marquis Rankin	5	1-1	0-1	0	1	0	2	1	0	2
C.J. Barksdale	18	2-8	3-4	3	1	1	0	0	2	7
TEAM				5						
Totals	200	18-59	21-24	34	20	6	12	4	5	59

3-Pointers.....VT 2 (Finney-Smith, Green)
.....FSU 4 (Loucks 2, Miller, Snaer)
Blocks.....VT 4 (Davila, Eddie, Raines, Rankin)
.....FSU 15 (Dulkys 5, Gibson 3, James 3, White 2, Kreft, Miller)
Steals.....VT 5 (Barksdale 2, Brown, Hudson, Finney-Smith)
.....FSU 5 (Snaer 2, Gibson, James, Miller)

Officials.....Hess, Stephens, O'Connell
Technical.....None
Attendance.....7,256

Percentages:
Florida State FG%...41.2 3FG%...30.8 FT%...77.3
Virginia Tech FG%...30.5 3FG%...16.7 FT%...87.5

Florida State 30 33 — 63
Virginia Tech 21 38 — 59

GAME 17

BOSTON COLLEGE61, VIRGINIA TECH 59

JAN. 14, 2012 • 3 P.M. • CHESTNUT HILL, MASS.

Virginia Tech's late rally fell short and the Hokies lost to Boston College, 61-59, in the Conte Forum on Saturday afternoon. The loss drops Tech to 11-6 overall and 0-3 in the ACC, while Boston College improves to 7-10 overall and 2-1 in league play.

The Hokies played the game without leading scorer **Erick Green**, who sprained the lateral collateral ligament in his left knee in practice on Thursday afternoon and was not able to play. Green leads the Hokies in scoring, assists, steals and minutes played this season. Freshman **Marquis Rankin** got the start in place of Green.

The game was close throughout the first half, and BC took a 29-27 lead into intermission. The Eagles were able to extend the lead to as many as 11 points with 4:34 remaining in the game, but the Hokies hit four, three-point baskets in the closing minutes and cut the BC lead to 61-59 on a three-pointer by **Jarell Eddie** with less than one second remaining. Tech stole the inbounds pass, but was not able to get off a shot before the buzzer sounded and BC took the victory.

Virginia Tech's two seniors led the way for Tech, as **Victor Davila** scored 14 points and **Dorenzo Hudson** added 13 points in the loss. Dennis Clifford led BC with 15 points. Tech won the battle on the boards, out rebounding BC, 30-28, but shot 36.2 percent from the field.

VIRGINIA TECH (11-6, 0-3 ACC)

Player	MP	FG	FT	TR	PF	A	TO	Bk	Stl	TP
Dorenzo Hudson, g	34	4-9	5-6	3	1	2	7	0	0	13
Marquis Rankin, g	23	0-8	4-4	4	5	3	3	0	1	4
Jarell Eddie, g	34	2-8	2-2	4	3	0	4	0	2	8
Victor Davila, f	28	5-7	4-5	4	4	0	0	1	0	14
Dorian Finney-Smith, f	30	0-4	0-0	8	4	1	1	1	1	0
Robert Brown	19	2-5	1-2	0	4	0	2	0	1	7
Cadarian Raines	12	3-5	1-3	2	2	0	0	0	1	7
C.J. Barksdale	20	1-1	4-6	4	0	0	0	0	1	6
TEAM				1						
Totals	200	17-47	21-28	30	23	6	17	2	7	59

BOSTON COLLEGE (7-10, 2-1 ACC)

Player	MP	FG	FT	TR	PF	A	TO	Bk	Stl	TP
Jordam Daniels, g	25	3-6	0-0	0	2	2	1	0	0	8
Matt Humphrey, g	32	5-12	4-6	8	3	1	5	1	4	14
Lonnie Jackson, g	33	1-5	3-4	1	3	4	4	0	2	6
Ryan Anderson, f	30	4-6	4-4	8	3	0	1	1	0	12
Dennis Clifford, c	32	5-11	5-6	4	2	0	3	0	0	15
Gabe Moton	20	1-2	1-2	1	2	0	1	0	0	4
John Cahill	2	0-0	0-0	0	0	0	0	0	0	0
Eddie Odio	7	0-0	0-2	2	1	0	0	0	0	0
KC Caudill	8	0-0	1-2	2	2	0	0	0	0	1
Patrick Heckmann	11	0-0	1-2	1	1	0	2	0	1	1
TEAM				1			2			
Totals	200	19-42	19-28	28	19	7	19	2	7	61

3-Pointers.....VT 4 (Brown 2, Eddie 2)
.....BC 4 (Daniels 2, Jackson, Moton)
Blocks.....VT 2 (Davila, Finney-Smith)
.....BC 2 (Anderson, Humphrey)
Steals.....VT 7 (Eddie 2, Barksdale, Brown, Finney-Smith,
.....Raines, Rankin)
.....BC 7 (Humphrey 4, Jackson 2, Heckmann)

Officials.....Natili, Dorsey, Hull
Technical.....None
Attendance.....5,038

Percentages:
Virginia Tech FG%...36.2 3FG%...28.6 FT%...75.0
Boston College FG%...45.2 3FG%...33.3 FT%...67.9

Virginia Tech 27 32 — 59
Boston College 29 32 — 61

GAME 18

NORTH CAROLINA 82, VIRGINIA TECH 68

JAN. 19, 2012 • 9 P.M. • BLACKSBURG, VA.

Virginia Tech made eight 3-pointers in the first half and led at halftime, but the Hokies couldn't continue the hot shooting, and North Carolina ran away to an 82-68 ACC victory over Tech at Cassell Coliseum on Thursday night.

The loss marked Tech's fourth straight, as the Hokies fell to 11-7, 0-4 in the league. North Carolina, ranked No. 8 in both major polls, moved to 16-3, 3-1 in the ACC.

Behind **Dorenzo Hudson**, Tech drilled eight 3-pointers in the first half, with the senior guard canning four of them. As a result, the Hokies were able to take a 39-34 lead at halftime.

But the Tar Heels took control early in the second half. Trailing 44-36, North Carolina went on a 19-0 run and never looked back. **Dorian Finney-Smith** ended the run with two free throws at the 13:08 mark, but the Hokies didn't score again until **Robert Brown** drained a 3-pointer with 9:25 remaining. By then, Tech trailed by 13, 62-49.

North Carolina went on to lead by as many as 21, thanks largely to the play of Harrison Barnes. The sophomore scored a game-high 27 points, with 21 of those coming in the second half. John Henson and Tyler Zeller finished with double-doubles, as Henson scored 16 points and grabbed 16 rebounds and Zeller added 14 points and grabbed 11 boards.

The Tar Heels shot 51.7 percent in the second half and finished at 45.5. In contrast, the Hokies shot 33.3 percent in the second half and finished at 36.8 percent for the game.

Erick Green led the Hokies with 17 points, while Hudson – who did not start for the first time this season – came off the bench to score 16. **Jarell Eddie** added 15 and Brown, who started in Hudson's place, had 12.

NORTH CAROLINA (16-3, 3-1 ACC)

Player	MP	FG	FT	TR	PF	A	TO	Bk	Stl	TP
Dexter Strickland, g	10	0-1	0-0	1	3	1	1	0	0	0
Kendall Marshall, g	37	4-7	1-1	4	3	8	5	0	0	9
John Henson, f	34	8-17	0-1	16	1	0	1	6	0	16
Harrison Barnes, f	32	8-14	10-12	6	1	0	2	1	3	27
Tyler Zeller, f	31	5-11	4-4	11	2	1	2	2	1	14
Stilman White	1	0-1	0-0	0	0	0	1	0	0	0
P.J. Hairston	15	1-2	3-3	3	0	1	0	0	0	6
Jackson Simmons	1	0-0	0-0	0	0	0	0	0	0	0
Justin Watts	3	1-1	0-0	2	0	0	0	0	0	2
Reggie Bullock	26	2-10	0-0	3	1	1	1	0	0	6
James Michael McAdoo	10	1-2	0-0	1	0	0	1	0	0	2
TEAM				4						
Totals	200	30-66	18-21	51	11	12	14	9	4	82

VIRGINIA TECH (11-7, 0-4 ACC)

Player	MP	FG	FT	TR	PF	A	TO	Bk	Stl	TP
Robert Brown, g	32	5-15	0-0	1	1	3	2	0	1	12
Erick Green, g	34	7-14	0-0	3	0	5	1	0	3	17
Jarell Eddie, g	36	5-12	1-2	6	1	2	1	0	0	15
Victor Davila, f	25	1-4	0-0	8	4	0	1	0	0	2
Dorian Finney-Smith, f	12	0-5	2-2	1	5	0	2	0	1	2
Cadarian Raines	15	1-2	0-0	2	1	0	0	2	0	2
Dorenzo Hudson	24	5-9	2-2	1	1	0	0	0	1	16
Marquis Rankin	12	1-4	0-0	2	1	3	0	1	0	2
C.J. Barksdale	10	0-3	0-0	1	3	1	0	0	0	0
TEAM				3			1			
Totals	200	25-68	5-6	28	17	14	8	3	6	68

3-Pointers.....VT13 (Eddie 4, Hudson 4, Green 3, Brown 2)
.....UNC 4 (Bullock 2, Barnes, Hairston)
Blocks.....VT 3 (Raines 2, Rankin)
.....UNC 9 (Henson 6, Zeller 2, Barnes)
Steals.....VT 6 (Green 3, Brown, Finney-Smith, Hudson)
.....UNC 4 (Barnes 3, Zeller 1)

Officials.....Kersey, Ayers, Cahill
Technical.....None
Attendance.....9,847

Percentages:
North Carolina FG%...45.5 3FG%...28.6 FT%...85.7
Virginia Tech FG%...36.8 3FG%...41.9 FT%...83.3

North Carolina 34 48 — 82
Virginia Tech 39 29 — 68

GAME 19

VIRGINIA TECH 47, VIRGINIA 45

JAN. 22, 2012 • 6 P.M. • CHARLOTTESVILLE, VA.

Virginia Tech guard **Dorenzo Hudson** drained a 3-pointer with 16.5 seconds left, and that turned out to be the game winner as the Hokies knocked off in-state rival Virginia 47-45.

The win marked Tech's first over a ranked team on the road since beating No. 12 Clemson on Feb. 25, 2009.

Erick Green gave the Hokies a 42-41 lead on two free throws with 1:52 remaining. UVA's Mike Scott then turned the ball over, and Tech capitalized, as Hudson hit a short shot with 1:11 left to give the Hokies a 44-41 lead.

Jontel Evans cut the lead to 44-43 with a basket with 50.4 seconds remaining. Tech got the ball, and then called a timeout with 26.4 ticks to go – 11 on the shot clock. Coming out of the timeout, the Hokies worked the ball to Hudson in the corner, and he buried it with 16.5 seconds left in the game to give Tech a 47-43 lead.

UVA cut the lead to 47-45 with a second remaining after a Joe Harris basket. The Cavaliers fouled Tech's **Robert Brown** before any time ran off the clock, but Brown missed the front end of a one-and-one, giving UVA one last chance.

Coming out of a timeout, Harris tried to throw a length-of-the-court pass to Scott, but he threw it too far and the pass went off Scott's hand out of bands. Tech then ran out the clock to seal things.

Green paced the Hokies with 15 points, while Hudson came off the bench for the second straight game and scored 12. He scored 16 in Tech's previous game against North Carolina.

Three Virginia players scored 10 points each – Scott, Harris and Evans – but the Cavaliers were victimized by poor shooting, both from the field and from the free-throw line. UVA shot 32.6 percent from the floor and 63.6 percent from the free-throw line.

VIRGINIA TECH (12-7, 1-4 ACC)

Player	MP	FG	FT	TR	PF	A	TO	Bk	Stl	TP
Victor Davila, f	22	1-2	0-0	5	3	1	2	0	0	2
Dorian Finney-Smith, f	17	0-1	0-0	1	1	0	2	0	0	0
Jarell Eddie, f	37	3-8	0-0	10	2	3	0	0	8	8
Robert Brown, g	33	2-7	0-0	1	5	3	1	2	4	4
Erick Green, g	35	5-11	3-5	2	4	2	0	1	2	15
Cadarian Raines	9	1-4	0-0	2	3	0	0	0	0	2
Dorenzo Hudson	27	5-7	1-2	1	4	0	2	0	1	12
Marquis Rankin	8	1-1	0-0	1	2	0	1	0	0	2
C.J. Barksdale	12	1-1	0-0	2	1	0	0	0	0	2
TEAM				2						
Totals	200	19-42	4-7	27	19	10	13	2	5	47

VIRGINIA (15-3, 2-2 ACC)

Player	MP	FG	FT	TR	PF	A	TO	Bk	Stl	TP
Mike Scott, f	36	4-9	2-2	6	0	0	3	0	0	10
Akil Mitchell, f	25	1-3	0-0	1	3	1	0	0	1	2
Jontel Evans, g	30	4-12	1-5	2	4	0	3	0	3	10
Joe Harris, g	37	4-8	2-4	7	2	1	3	1	1	10
Sammy Zeglinski, g	37	0-7	5-6	7	2	1	1	0	0	5
Paul Jasperson	4	0-1	0-0	0	0	0	0	0	0	0
Malcolm Brogdon	25	2-5	4-5	2	2	1	2	0	0	8
Darion Atkins	6	0-1	0-0	4	0	0	0	0	0	0
TEAM				5						
Totals	200	15-46	14-22	34	13	4	12	1	5	45

3-Pointers.....VT 5 (Eddie 2, Green 2, Hudson)BYU 5 (Abouo, Carlino, Harrison, Hartsock, Zylstra)
Blocks.....UVA 1 (Evans)VT 2 (Brown, Green)
Steals.....UVA 1 (Harris)VT 3 (Eddie, Finney-Smith, Hudson)
Attentions.....VT 5 (Brown 2, Green 2, Hudson)BYU 7 (Winder 3, Hartsock 2, Abouo, Davies)

Officials.....Luckie, Kitts, Cirbin
Technical.....None
Attendance.....14,021

Percentages:
 Virginia Tech FG%...45.2 3FG%...38.5 FT%...57.1
 Virginia FG%...32.6 3FG%...7.1 FT%...63.6

Virginia Tech 23 24 — 47
 Virginia 19 26 — 45

GAME 20

BYU 70, VIRGINIA TECH 68

JAN. 25, 2012 • 7 P.M. • BLACKSBURG, VA.

Robert Brown's game-winning 3-point attempt at the buzzer glanced off the iron, and the Virginia Tech Hokies dropped a 70-68 heartbreaker to Brigham Young in a non-conference game at Cassell Coliseum.

The Hokies trailed 70-66 after BYU's Brock Zylstra buried a 3-pointer with 26 seconds left – his only basket of the game – and Noah Hartsock hit one of two free throws with 15.9 seconds remaining. But **Erick Green** answered for Tech on a layup with 10 seconds remaining, and on the ensuing inbounds play, the Hokies forced a BYU turnover with 9.8 seconds to go, giving them a final attempt at a tie or win.

Following a timeout underneath its basket, Tech got the ball into the backcourt to Green, who drove down the lane to the basket and took a shot. Hartsock came over and tipped the ball, but Green retrieved it and threw it to **Jarell Eddie**, who tossed it to Brown. The sophomore from Florida rushed a deep 3-pointer at the buzzer that bounced off the rim.

Green scored all 11 of his points in the second half, extending his streak of scoring in double figures to 21 straight games. **Dorenzo Hudson** paced the Hokies with 14 points off the bench, and both **Victor Davila** and Eddie added 12 each. Eddie finished with a career-high 14 rebounds for his first career double-double.

Tech shot better than BYU despite missing its first 15 shots from the floor. Tech went the first 6:55 of the game without scoring, getting its first point when Eddie made the second of three free-throw attempts. Tech's first basket came on a **C.J. Barksdale** stick-back with 10:17 left in the first half, but the Hokies ended up shooting 42.9 percent for the game compared to 33.3 for BYU.

But the Hokies committed 15 turnovers against BYU's zone, and Tech made just 15 of 23 from the line.

Hartsock led the Cougars with 22 points, while Brandon Davies added 17.

BYU (18-5, 6-2 WCC)

Player	MP	FG	FT	TR	PF	A	TO	Bk	Stl	TP
Brandon Davies, f	24	3-9	11-12	5	4	4	3	1	1	17
Charles Abouo, f	31	3-13	2-2	8	2	2	1	0	1	9
Noah Hartsock, f	38	7-12	7-8	7	1	1	1	3	2	22
Matt Carlino, g	35	3-15	0-0	6	2	5	1	0	0	7
Brock Zylstra, g	27	1-5	0-0	0	4	2	0	0	0	3
Craig Cusick	5	0-0	0-0	0	1	0	0	0	0	0
Anson Winder	14	1-3	1-2	1	0	0	0	0	3	12
Damarcus Harrison	9	1-2	0-0	1	3	0	0	0	0	3
Nate Austin	17	3-7	0-0	4	2	0	1	0	0	6
TEAM				5						
Totals	200	22-66	21-24	37	19	14	7	4	7	70

VIRGINIA TECH (12-8, 1-4 ACC)

Player	MP	FG	FT	TR	PF	A	TO	Bk	Stl	TP
Victor Davila, f	24	4-5	4-6	4	2	0	1	0	0	12
Dorian Finney-Smith, f	18	0-0	0-0	4	4	1	1	0	1	0
Jarell Eddie, f	37	4-9	1-3	14	3	5	3	0	1	12
Robert Brown, g	35	3-9	2-5	4	3	5	3	0	0	8
Erick Green, g	33	5-11	1-2	4	3	1	2	0	0	11
Cadarian Raines	16	3-3	1-1	4	3	0	1	1	0	7
Dorenzo Hudson	27	4-8	4-4	1	0	1	3	1	1	14
C.J. Barksdale	10	1-3	2-2	3	1	1	1	0	0	4
TEAM				5						
Totals	200	24-56	15-23	43	19	14	15	2	3	68

3-Pointers.....VT 5 (Eddie 3, Hudson 2)BYU 5 (Abouo, Carlino, Harrison, Hartsock, Zylstra)
Blocks.....VT 2 (Hudson, Raines)BYU 4 (Hartsock 3, Davies)
Steals.....VT 3 (Eddie, Finney-Smith, Hudson)BYU 7 (Winder 3, Hartsock 2, Abouo, Davies)

Officials.....Eades, Clinton, Styons
Technical.....None
Attendance.....9,231

Percentages:
 BYU FG%...33.3 3FG%...20.8 FT%...87.5
 Virginia Tech FG%...42.9 3FG%...27.8 FT%...65.2

BYU 29 41 — 70
 Virginia Tech 25 43 — 68

GAME 21

MARYLAND 73, VIRGINIA TECH 69

JAN. 28, 2012 • 2:30 P.M. • COLLEGE PARK, MD.

Virginia Tech staged a dramatic comeback, but could not take the lead and lost to Maryland, 73-69, at Comcast Center on Saturday afternoon. With the loss, the Hokies fall to 12-9 overall and 1-5 in ACC action, while the Terps improve to 13-7 overall and 3-3 in league play.

Maryland jumped out to an early lead and led 32-19 at the half. The lead stayed around 10 points for most of the second half, until Tech went on a 21-13 run to end the game.

The Hokies were able to cut the lead to two points on a three-pointer by **Robert Brown** with 4.3 seconds remaining, but was unable to steal the inbounds pass and was forced to foul. Terrell Stoglin made both free throws and Maryland claimed the 73-69 victory.

Erick Green led four Hokies in double figures with 18 points. **Dorenzo Hudson** and **Victor Davila** scored 14 points each and **Jarell Eddie** added 11 points. Stoglin led all scorers with 28 points.

Tech shot just 24.0 percent from the floor in the first half, but came out in the second half and made 18 of 36 shots, including four of eight three-point baskets. The Hokies committed just 10 turnovers in the contest and forced the Terps into 18 turnovers.

VIRGINIA TECH (12-9, 1-5 ACC)

Player	MP	FG	FT	TR	PF	A	TO	Bk	Stl	TP
Rober Brown, g	24	2-6	0-0	3	3	3	1	0	5	5
Erick Green, g	38	8-21	0-0	2	3	4	1	0	1	18
Cadarian Raines, f	16	2-5	0-0	5	2	0	1	0	0	4
Victor Davila, f	29	5-8	4-4	8	2	2	0	1	1	14
Jarell Eddie, f	25	2-4	6-7	3	5	1	2	0	0	11
Dorenzo Hudson	29	4-12	4-6	3	1	1	2	0	1	14
Marquis Rankin	11	1-1	0-1	1	2	2	0	0	1	2
Dorian Finney-Smith	17	0-3	1-2	5	3	1	1	0	0	1
C.J. Barksdale	11	0-1	0-0	1	1	0	0	0	0	0
TEAM				1						
Totals	200	24-61	15-20	32	22	14	10	2	4	69

MARYLAND (13-7, 3-3 ACC)

Player	MP	FG	FT	TR	PF	A	TO	Bk	Stl	TP
Terrell Stoglin, g	33	9-21	6-11	5	3	0	5	0	0	28
Pe'Shon Howard, g	34	1-4	2-2	2	1	3	0	0	1	5
Sean Mosley, f	32	4-7	5-5	2	4	1	2	1	3	15
Ashton Pankey, f	30	3-5	2-2	11	3	0	0	0	0	8
James Padgett, f	19	3-5	2-4	4	2	0	2	0	0	8
Nick Faust	22	1-3	4-6	6	3	3	3	0	0	6
Berend Weijs	5	0-0	0-0	0	2	0	0	0	0	0
Mychal Parker	12	0-0	0-0	0	0	2	0	0	0	0
Alex Len	13	1-2	1-2	2	1	0	2	1	0	3
TEAM				4						
Totals	200	22-47	22-32	37	19	7	16	2	4	73

3-Pointers.....VT 6 (Green 2, Hudson 2, Brown, Eddie)MD 7 (Stoglin 4, Mosley 2, Howard)
Blocks.....VT 2 (Brown, Davila)MD 2 (Len, Mosley)
Steals.....VT 4 (Davila, Green, Hudson, Rankin)MD 4 (Mosley 3, Howard)

Officials.....Kersey, Natili, Stephens
Technical.....MD 1 (Mosley)
Attendance.....16,976

Percentages:
 Virginia Tech FG%...39.3 3FG%...37.5 FT%...75.0
 Maryland FG%...46.8 3FG%...41.2 FT%...68.8

Virginia Tech 19 50 — 69
 Maryland 32 41 — 73

GAME 22

DUKE 75, VIRGINIA TECH 60

FEB. 2, 2012 • 7 P.M. • BLACKSBURG, VA.

The Virginia Tech basketball team got a terrific night from center **Victor Davila**, but it wasn't enough to propel Tech past Duke, as the Blue Devils knocked off the Hokies 75-60 in an ACC game played Thursday night at Cassell Coliseum.

With the loss, Tech fell to 12-10 on the season, 1-6 in the ACC. Duke, ranked No. 7 in The Associated Press poll and No. 5 in the coaches' poll, moved to 19-3, 6-1 in league play.

The game was tied at 21 in the first half, but Duke went on a 13-2 run, scoring on six straight possessions and never looked back. Ryan Kelly scored seven of those points, as the Blue Devils never trailed again.

In the second half, Austin Rivers opened the final 20 minutes with a basket at the 19:34 mark to give Duke a 40-28 lead. The Hokies never got closer than that margin the rest of the game, as the Blue Devils eventually opened up a 22-point lead.

Duke got a big game from Rivers, who scored a game-high 18 points. The freshman hit 7 of 11 from the floor, including four 3-pointers. As a team, Duke canned eight 3-pointers and shot 44.4 percent from beyond the arc.

The Blue Devils' 75 points were the second-most points allowed by the Hokies this season (82 vs. North Carolina).

Kelly finished with 15 points, while Seth Curry added 11 for the Blue Devils.

Davila, a senior from Puerto Rico, tied a career-high 16 points for Tech, hitting six of his seven shots from the floor and four of his six free-throw attempts. He also grabbed seven rebounds.

Erick Green paced Tech with 17 points, hitting 6 of 12 from the floor, and he also grabbed seven boards. He and Davila were the only two Tech players in double figures.

DUKE (19-3, 6-1 ACC)

Player	MP	FG	FT	TR	PF	A	TO	Blk	Stl	TP
Mason Plumlee, f	29	4-10	2-2	6	2	1	0	2	1	10
Josh Hairston, f	15	3-6	0-1	3	2	0	0	0	1	6
Austin Rivers, g	35	7-11	0-0	5	0	5	2	0	1	18
Tyler Thornton, g	28	0-1	2-2	3	2	1	1	0	1	2
Andre Dawkins, g	23	2-3	0-0	1	3	1	0	0	1	5
Quinn Cook	12	2-4	0-1	1	0	3	0	0	0	4
Miles Plumlee	9	2-5	0-0	5	2	0	1	0	0	4
Seth Curry	23	2-7	6-6	3	2	1	1	0	0	11
Ryan Kelly	26	5-10	3-4	4	4	0	2	0	0	15
TEAM				2						
Totals	200	27-57	13-16	33	17	12	7	2	5	75

VIRGINIA TECH (12-10, 1-6 ACC)

Player	MP	FG	FT	TR	PF	A	TO	Blk	Stl	TP
Victor Davila, f	29	6-8	4-6	7	2	2	2	1	0	16
Dorian Finney-Smith, f	17	0-4	0-0	2	3	0	2	2	0	0
Marquis Rankin, g	20	3-6	1-2	2	1	0	1	0	0	8
Erick Green, g	36	6-12	4-4	7	1	1	3	0	1	17
Jarell Eddie, g	32	3-10	0-0	3	0	1	2	1	0	6
Robert Brown	22	1-6	0-0	0	4	1	0	0	1	3
Cadarian Raines	11	2-3	0-0	1	3	0	0	0	0	4
Dorenzo Hudson	27	2-3	2-2	1	2	0	3	0	1	6
C.J. Barksdale	6	0-0	0-0	3	0	0	0	0	0	0
TEAM				3						
Totals	200	23-52	11-14	29	16	5	13	4	3	60

3-Pointers..... VT 3 (Brown, Green, Rankin)

.....Duke 8 (Rivers 4, Kelly 2, Curry, Dawkins)

Blocks..... VT 4 (Finney-Smith 2, Davila, Eddie)

.....Duke 2 (Ma. Plumlee 2)

Steals..... VT 3 (Brown, Green, Hudson)

.....Duke 5 (Dawkins, Hairston, Ma. Plumlee, Rivers, Thornton)

Officials.....Hess, Corbett, Lindsay

Technicals.....Duke (Dawkins)

Attendance.....9,847

Percentages:

Duke FG%...47.4 3FG%...44.4 FT%...81.3
Virginia Tech FG%...44.2 3FG%...23.1 FT%...78.6

Duke 38 37 — 75
Virginia Tech 28 32 — 60

GAME 23

VIRGINIA TECH vs. CLEMSON

FEB. 4, 2012 • 4 P.M. • BLACKSBURG, VA.

GAME 24

VIRGINIA TECH AT MIAMI

FEB. 9, 2012 • 9 P.M. • CORAL GABLES, FLA.

THE STAT CREW SYSTEM
Virginia Tech Combined Team Statistics (as of Feb 02, 2012)
All games

RECORD:	OVERALL	HOME	AWAY	NEUTRAL
ALL GAMES	12-10	8-5	3-4	1-1
CONFERENCE	1-6	0-3	1-3	0-0
NON-CONFERENCE	11-4	8-2	2-1	1-1

#	Player	gp-gs	min	avg	Total		3-Point		F-Throw		Rebounds				pf	dq	a	to	blk	stl	pts	avg
					fg-fga	fg%	3fg-fga	3fg%	ft-fga	ft%	off	def	tot	avg								
11	Erick Green	20-19	671	33.5	114-241	.473	29-75	.387	62-72	.861	14	56	70	3.5	36	0	61	34	4	29	319	16.0
05	Dorenzo Hudson	22-17	647	29.4	83-200	.415	21-68	.309	69-80	.863	18	41	59	2.7	33	0	33	47	3	17	256	11.6
31	Jarell Eddie	22-22	599	27.2	68-152	.447	37-80	.463	41-49	.837	12	106	118	5.4	62	1	29	35	9	11	214	9.7
14	Victor Davila	22-22	497	22.6	64-115	.557	0-0	.000	38-59	.644	29	63	92	4.2	60	2	14	28	15	9	166	7.5
01	Robert Brown	22-4	497	22.6	58-159	.365	27-85	.318	22-34	.647	8	30	38	1.7	45	0	45	33	8	18	165	7.5
15	Dorian Finney-Smith	22-21	615	28.0	36-126	.286	13-41	.317	33-52	.635	54	99	153	7.0	64	2	44	43	17	15	118	5.4
21	Tyrone Garland	8-1	86	10.8	13-26	.500	2-9	.222	9-12	.750	3	1	4	0.5	8	0	10	10	0	3	37	4.6
04	Cadarian Raines	22-1	325	14.8	44-84	.524	0-0	.000	12-23	.522	41	43	84	3.8	55	3	9	17	19	15	100	4.5
42	C.J. Barksdale	22-0	264	12.0	22-48	.458	0-0	.000	24-31	.774	31	35	66	3.0	19	0	8	10	5	7	68	3.1
10	Marquis Rankin	14-3	167	11.9	13-40	.325	3-11	.273	5-10	.500	4	11	15	1.1	18	1	18	12	3	5	34	2.4
25	Will Johnston	4-0	8	2.0	1-3	.333	1-3	.333	0-0	.000	0	0	0	0.0	0	0	0	0	0	0	3	0.8
24	Joey Racer	5-0	14	2.8	1-6	.167	0-2	.000	0-0	.000	2	2	4	0.8	1	0	0	4	0	0	2	0.4
02	Joey van Zegeren	3-0	10	3.3	0-0	.000	0-0	.000	0-0	.000	0	0	0	0.0	2	0	0	0	1	0	0	0.0
Team											33	36	69				7					
Total.....		22	4400		517-1200	.431	133-374	.356	315-422	.746	249	523	772	35.1	403	9	271	280	84	129	1482	67.4
Opponents.....		22	4400		479-1199	.400	95-354	.268	306-436	.702	267	481	748	34.0	385	-	216	283	91	116	1359	61.8

TEAM STATISTICS	VT	OPP	Date	Opponent	Score	Att.
SCORING	1482	1359	11/12/11	EAST TENNESSEE STATE	w 64-53	7189
Points per game	67.4	61.8	11/14/11	MONMOUTH	w 91-46	3052
Scoring margin	+5.6	-	11/15/11	FLORIDA INTERNATIONAL	w 78-63	3148
FIELD GOALS-ATT	517-1200	479-1199	11/23/11	vs Syracuse	L 58-69	8293
Field goal pct	.431	.400	11-25-11	vs Oklahoma State	w 59-57	8477
3 POINT FG-ATT	133-374	95-354	11/27/11	ST. BONAVENTURE	w 73-64	8710
3-point FG pct	.356	.268	11/30/11	at Minnesota	L 55-58	10487
3-pt FG made per game	6.0	4.3	12/04/11	KANSAS STATE	L 61-69	8782
FREE THROWS-ATT	315-422	306-436	12/07/11	at Rhode Island	w 78-67	3982
Free throw pct	.746	.702	12/11/11	NORFOLK STATE	w 73-60	8869
F-Throws made per game	14.3	13.9	12/17/11	CAMPBELL	w 85-60	8854
REBOUNDS	772	748	12/19/11	NORTH FLORIDA	w 84-55	8818
Rebounds per game	35.1	34.0	12/22/11	EASTERN MICHIGAN	w 71-50	9563
Rebounding margin	+1.1	-	12-31-11	at Oklahoma State	w 67-61	12500
ASSISTS	271	216	* 01/07/12	at Wake Forest	L 55-58	10037
Assists per game	12.3	9.8	* 01/10/12	FLORIDA STATE	L 59-63	7256
TURNOVERS	280	283	* 1-14-12	at Boston College	L 59-61	5038
Turnovers per game	12.7	12.9	* 01/19/12	NORTH CAROLINA	L 68-82	9847
Turnover margin	+0.1	-	* 01/22/12	at Virginia	w 47-45	14021
Assist/turnover ratio	1.0	0.8	01/25/12	BYU	L 68-70	9231
STEALS	129	116	* 01/28/12	at Maryland	L 69-73	16976
Steals per game	5.9	5.3	* 02/02/12	DUKE	L 60-75	9847
BLOCKS	84	91				
Blocks per game	3.8	4.1				
ATTENDANCE	103166	89811				
Home games-Avg/Game	13-7936	7-10434				
Neutral site-Avg/Game	-	2-8385				

* - Conference game

Score by Periods	1st	2nd	Totals
Virginia Tech	641	841	1482
Opponents	585	774	1359

THE STAT CREW SYSTEM
Virginia Tech Combined Team Statistics (as of Feb 02, 2012)
Conference games

RECORD:	OVERALL	HOME	AWAY	NEUTRAL
ALL GAMES	1-6	0-3	1-3	0-0
CONFERENCE	1-6	0-3	1-3	0-0
NON-CONFERENCE	0-0	0-0	0-0	0-0

#	Player	gp-gs	min	avg	Total		3-Point		F-Throw		Rebounds				pf	dq	a	to	blk	stl	pts	avg
					fg-fga	fg%	3fg-fga	3fg%	ft-fa	ft%	off	def	tot	avg								
11	Erick Green	6-6	216	36.0	40-90	.444	10-27	.370	17-19	.895	3	20	23	3.8	14	0	18	8	2	9	107	17.8
05	Dorenzo Hudson	7-3	203	29.0	26-63	.413	7-20	.350	18-22	.818	5	11	16	2.3	12	0	7	17	1	6	77	11.0
31	Jarell Eddie	7-7	211	30.1	21-56	.375	13-33	.394	13-16	.813	5	27	32	4.6	16	1	7	17	3	2	68	9.7
14	Victor Davila	7-7	176	25.1	21-36	.583	0-0	.000	14-19	.737	15	25	40	5.7	19	0	5	6	4	1	56	8.0
01	Robert Brown	7-3	167	23.9	14-48	.292	7-25	.280	2-4	.500	2	4	6	0.9	16	0	13	14	2	7	37	5.3
04	Cadarian Raines	7-1	93	13.3	11-25	.440	0-0	.000	1-3	.333	12	6	18	2.6	17	1	0	2	4	2	23	3.3
10	Marquis Rankin	7-2	88	12.6	8-27	.296	1-6	.167	5-8	.625	2	9	11	1.6	13	1	8	7	2	2	22	3.1
42	C.J. Barksdale	7-0	84	12.0	4-15	.267	0-0	.000	7-10	.700	7	8	15	2.1	6	0	2	0	0	3	15	2.1
15	Dorian Finney-Smith	7-6	162	23.1	4-27	.148	1-10	.100	3-4	.750	6	28	34	4.9	18	1	5	11	3	5	12	1.7
25	Will Johnston	1-0	0	0.0	0-0	.000	0-0	.000	0-0	.000	0	0	0	0.0	0	0	0	0	0	0	0	0.0
Team											9	7	16				1					
Total.....		7	1400		149-387	.385	39-121	.322	80-105	.762	66	145	211	30.1	131	4	65	83	21	37	417	59.6
Opponents.....		7	1400		154-361	.427	36-106	.340	113-154	.734	85	178	263	37.6	116	-	63	103	37	33	457	65.3

TEAM STATISTICS	VT	OPP	Date	Opponent	Score	Att.
SCORING	417	457	* 01/07/12	at Wake Forest	L 55-58	10037
Points per game	59.6	65.3	* 01/10/12	FLORIDA STATE	L 59-63	7256
Scoring margin	-5.7	-	* 1-14-12	at Boston College	L 59-61	5038
FIELD GOALS-ATT	149-387	154-361	* 01/19/12	NORTH CAROLINA	L 68-82	9847
Field goal pct	.385	.427	* 01/22/12	at Virginia	w 47-45	14021
3 POINT FG-ATT	39-121	36-106	* 01/28/12	at Maryland	L 69-73	16976
3-point FG pct	.322	.340	* 02/02/12	DUKE	L 60-75	9847
3-pt FG made per game	5.6	5.1	* - Conference game			
FREE THROWS-ATT	80-105	113-154				
Free throw pct	.762	.734				
F-Throws made per game	11.4	16.1				
REBOUNDS	211	263				
Rebounds per game	30.1	37.6				
Rebounding margin	-7.4	-				
ASSISTS	65	63				
Assists per game	9.3	9.0				
TURNOVERS	83	103				
Turnovers per game	11.9	14.7				
Turnover margin	+2.9	-				
Assist/turnover ratio	0.8	0.6				
STEALS	37	33				
Steals per game	5.3	4.7				
BLOCKS	21	37				
Blocks per game	3.0	5.3				
ATTENDANCE	26950	46072				
Home games-Avg/Game	3-8983	4-11518				
Neutral site-Avg/Game	-	0-0				

Score by Periods	1st	2nd	Totals
Virginia Tech	181	236	417
Opponents	214	243	457

THE STAT CREW SYSTEM
Virginia Tech Team Game-by-Game Comparison (as of Feb 02, 2012)
All games

Opponent	1st	2nd	Score	Mar	Total FG	FG Pct	3-Pointers	3FG Pct	Free Throws	FT Pct	Rebounds	Assist	T/Over	Block	Steal	Fouls
EAST TENNESSEE STATE	24/21	40/32	64-53	+11	19-48/19-64	.396/.297	5-18/2-17	.278/.118	21-30/13-22	.700/.591	42/39 +3	13/4	15/13	9/1	7/5	19/19
MONMOUTH	42/24	49/22	91-46	+45	30-48/15-56	.625/.268	10-15/1-17	.667/.059	21-35/15-29	.600/.517	40/35 +5	20/4	14/15	6/0	8/3	24/23
FLORIDA INTERNATIONAL	33/26	45/37	78-63	+15	28-54/20-57	.519/.351	7-19/4-16	.368/.250	15-19/19-23	.789/.826	35/29 +6	20/9	16/11	5/3	3/7	22/21
Syracuse	29/27	29/42	58-69	(11)	20-47/28-58	.426/.483	8-19/7-15	.421/.467	10-12/6-8	.833/.750	27/32 (5)	15/17	16/9	3/6	5/8	15/14
Oklahoma State	32/23	27/34	59-57	+2	18-57/20-49	.316/.408	4-16/3-17	.250/.176	19-30/14-21	.633/.667	46/35 +11	7/9	11/11	4/5	6/3	20/25
ST. BONAVENTURE	25/21	48/43	73-64	+9	23-47/24-63	.489/.381	7-15/5-16	.467/.313	20-25/11-13	.800/.846	28/36 (8)	13/14	10/13	6/1	6/3	17/20
Minnesota	28/25	27/33	55-58	(3)	20-53/24-48	.377/.500	8-17/2-13	.471/.154	7-7/8-15	1000/.533	32/30 +2	12/17	12/9	3/5	6/9	17/12
KANSAS STATE	28/22	33/47	61-69	(8)	22-65/23-55	.338/.418	3-18/3-13	.167/.231	14-21/20-33	.667/.606	45/42 +3	6/10	13/12	5/6	6/8	27/18
Rhode Island	28/27	50/40	78-67	+11	30-55/22-55	.545/.400	7-16/2-11	.438/.182	11-13/21-24	.846/.875	33/29 +4	17/10	14/11	5/4	9/5	20/12
NORFOLK STATE	39/34	34/26	73-60	+13	25-59/22-45	.424/.489	7-15/5-14	.467/.357	16-20/11-17	.800/.647	36/28 +8	10/10	9/13	3/7	5/3	16/18
CAMPBELL	32/29	53/31	85-60	+25	29-53/26-59	.547/.441	5-12/1-12	.417/.083	22-27/7-14	.815/.500	27/33 (6)	17/10	9/15	3/3	7/5	16/19
NORTH FLORIDA	40/31	44/24	84-55	+29	32-59/21-51	.542/.412	7-17/5-16	.412/.313	13-16/8-15	.813/.533	37/25 +12	19/9	12/16	5/2	11/4	15/13
EASTERN MICHIGAN	27/9	44/41	71-50	+21	24-53/16-57	.453/.281	7-22/6-25	.318/.240	16-22/12-13	.727/.923	43/31 +12	17/7	15/13	2/4	7/7	11/19
Oklahoma State	28/23	39/38	67-61	+6	24-59/23-55	.407/.418	4-16/8-22	.250/.364	15-17/7-11	.882/.636	47/24 +23	6/9	16/12	2/3	3/6	14/17
Wake Forest	24/32	31/26	55-58	(3)	23-58/20-52	.397/.385	6-22/8-18	.273/.444	3-6/10-13	.500/.769	31/42 (11)	10/13	10/16	4/6	7/3	14/12
FLORIDA STATE	21/30	38/33	59-63	(4)	18-59/21-51	.305/.412	2-12/4-13	.167/.308	21-24/17-22	.875/.773	34/38 (4)	6/8	12/19	4/15	5/5	20/25
Boston College	27/29	32/32	59-61	(2)	17-47/19-42	.362/.452	4-14/4-12	.286/.333	21-28/19-28	.750/.679	30/28 +2	6/7	17/19	2/2	7/7	23/19
NORTH CAROLINA	39/34	29/48	68-82	(14)	25-68/30-66	.368/.455	13-31/4-14	.419/.286	5-6/18-21	.833/.857	28/51 (23)	14/12	8/14	3/9	6/4	17/11
Virginia	23/19	24/26	47-45	+2	19-42/15-46	.452/.326	5-13/1-14	.385/.071	4-7/14-22	.571/.636	27/34 (7)	10/4	13/12	2/1	5/5	19/13
BYU	25/29	43/41	68-70	(2)	24-56/22-66	.429/.333	5-18/5-24	.278/.208	15-23/21-24	.652/.875	43/37 +6	14/14	15/7	2/4	3/7	19/19
Maryland	19/32	50/41	69-73	(4)	24-61/22-47	.393/.468	6-16/7-17	.375/.412	15-20/22-32	.750/.688	32/37 (5)	14/7	10/16	2/2	4/4	22/19
DUKE	28/38	32/37	60-75	(15)	23-52/27-57	.442/.474	3-13/8-18	.231/.444	11-14/13-16	.786/.813	29/33 (4)	5/12	13/7	4/2	3/5	16/17

Note: Game totals are displayed in the format TEAM/OPPONENT for each category

THE STAT CREW SYSTEM
Virginia Tech Points-Rebounds-Assists (as of Feb 02, 2012)
All games

Opponent	Date	Score		01	02	04	05	10	11	14
				BROWN,ROBE	ZEGEREN,JO	RAINES,CAD	HUDSON,DOR	RANKIN,MAR	GREEN,ERIC	DAVILA,VIC
EAST TENNESSEE STATE	11/12/11	64-53	w	12-3-0	0-0-0	0-2-0	9-2-1	DNP	DNP	7-6-3
MONMOUTH	11/14/11	91-46	w	19-1-3	0-0-0	5-6-2	18-4-3	DNP	11-2-5	6-5-0
FLORIDA INTERNATIONAL	11/15/11	78-63	w	2-2-3	0-0-0	2-1-1	31-5-2	DNP	12-2-0	11-7-2
vs Syracuse	11/23/11	58-69	L	3-1-3	DNP	3-1-0	13-2-2	DNP	14-5-2	6-2-0
vs Oklahoma State	11-25-11	59-57	w	8-1-1	DNP	3-9-1	7-3-1	DNP	18-1-1	2-5-1
ST. BONAVENTURE	11/27/11	73-64	w	5-2-4	DNP	6-4-0	8-3-1	DNP	19-3-4	13-2-0
at Minnesota	11/30/11	55-58	L	13-1-3	DNP	0-1-0	0-3-3	DNP	25-4-4	10-7-0
KANSAS STATE	12/04/11	61-69	L	15-3-1	DNP	6-5-0	7-4-0	2-1-1	14-7-3	1-1-0
at Rhode Island	12/07/11	78-67	w	2-1-3	DNP	12-4-1	8-3-4	0-0-1	24-2-1	0-1-0
NORFOLK STATE	12/11/11	73-60	w	5-5-1	DNP	10-7-2	7-2-1	0-1-2	12-4-1	6-0-0
CAMPBELL	12/17/11	85-60	w	5-1-3	DNP	5-3-1	15-1-3	4-0-1	12-2-6	15-3-0
NORTH FLORIDA	12/19/11	84-55	w	14-3-1	DNP	4-11-0	16-3-1	0-2-4	12-1-8	8-2-1
EASTERN MICHIGAN	12/22/11	71-50	w	9-0-0	DNP	10-4-1	8-2-3	6-0-1	12-3-4	5-4-1
at Oklahoma State	12-31-11	67-61	w	8-4-1	DNP	4-4-0	18-5-0	0-0-0	16-7-3	8-3-1
at Wake Forest	01/07/12	55-58	L	6-0-1	DNP	0-2-0	8-2-3	2-1-0	19-7-6	8-7-0
FLORIDA STATE	01/10/12	59-63	L	0-1-0	DNP	4-4-0	8-5-1	2-0-0	21-2-0	0-1-0
at Boston College	1-14-12	59-61	L	7-0-0	DNP	7-2-0	13-3-2	4-4-3	DNP	14-4-0
NORTH CAROLINA	01/19/12	68-82	L	12-1-3	DNP	2-2-0	16-1-0	2-2-3	17-3-5	2-8-0
at Virginia	01/22/12	47-45	w	4-1-5	DNP	2-2-0	12-1-0	2-1-0	15-2-2	2-5-1
BYU	01/25/12	68-70	L	8-4-5	DNP	7-4-0	14-1-1	DNP	11-4-1	12-4-0
at Maryland	01/28/12	69-73	L	5-3-3	DNP	4-5-0	14-3-1	2-1-2	18-2-4	14-8-2
DUKE	02/02/12	60-75	L	3-0-1	DNP	4-1-0	6-1-0	8-2-0	17-7-1	16-7-2

Opponent	Date	Score		15	21	24	25	31	42
				FINNEY-SMI	GARLAND,TY	RACER,JOEY	JOHNSTON,W	EDDIE,JARE	BARKSDALE,
EAST TENNESSEE STATE	11/12/11	64-53	w	10-16-5	13-0-3	DNP	DNP	8-2-1	5-7-0
MONMOUTH	11/14/11	91-46	w	1-7-3	18-2-1	0-0-0	DNP	13-3-2	0-6-1
FLORIDA INTERNATIONAL	11/15/11	78-63	w	14-10-5	2-0-5	2-1-0	DNP	0-5-2	2-0-0
vs Syracuse	11/23/11	58-69	L	2-7-3	0-0-0	DNP	DNP	17-4-5	0-1-0
vs Oklahoma State	11-25-11	59-57	w	10-14-1	4-2-0	DNP	DNP	4-7-1	3-1-0
ST. BONAVENTURE	11/27/11	73-64	w	11-8-3	0-0-0	DNP	DNP	11-4-1	0-2-0
at Minnesota	11/30/11	55-58	L	3-6-1	0-0-1	DNP	DNP	4-3-0	0-0-0
KANSAS STATE	12/04/11	61-69	L	6-7-1	DNP	DNP	DNP	4-5-0	6-4-0
at Rhode Island	12/07/11	78-67	w	11-6-3	0-0-0	DNP	DNP	15-6-2	6-7-2
NORFOLK STATE	12/11/11	73-60	w	6-5-2	DNP	DNP	DNP	24-7-1	3-3-0
CAMPBELL	12/17/11	85-60	w	10-4-2	DNP	0-1-0	0-0-0	11-8-1	8-2-0
NORTH FLORIDA	12/19/11	84-55	w	14-7-4	DNP	0-0-0	0-0-0	8-4-0	8-2-0
EASTERN MICHIGAN	12/22/11	71-50	w	6-8-4	DNP	0-2-0	3-0-0	6-7-1	6-10-2
at Oklahoma State	12-31-11	67-61	w	2-10-1	DNP	DNP	DNP	9-7-0	2-3-0
at Wake Forest	01/07/12	55-58	L	0-7-0	DNP	DNP	DNP	12-3-0	0-1-0
FLORIDA STATE	01/10/12	59-63	L	9-10-3	DNP	DNP	DNP	8-3-1	7-3-1
at Boston College	1-14-12	59-61	L	0-8-1	DNP	DNP	DNP	8-4-0	6-4-0
NORTH CAROLINA	01/19/12	68-82	L	2-1-0	DNP	DNP	DNP	15-6-2	0-1-1
at Virginia	01/22/12	47-45	w	0-1-0	DNP	DNP	0-0-0	8-10-2	2-2-0
BYU	01/25/12	68-70	L	0-4-1	DNP	DNP	DNP	12-14-5	4-3-1
at Maryland	01/28/12	69-73	L	1-5-1	DNP	DNP	DNP	11-3-1	0-1-0
DUKE	02/02/12	60-75	L	0-2-0	DNP	DNP	DNP	6-3-1	0-3-0