

HOKIE HOOPS

2011-12 GAME NOTES

Game 16
Virginia Tech (11-4, 0-1)
 vs.
Florida State (9-6, 0-1)



Hokies return to Cassell Coliseum to open home ACC slate against Florida State



Tues, Jan. 10, 2012 • 7 p.m.
 Cassell Coliseum (9,847), Blacksburg, Va.

Series vs. FSU: FSU, 25-19 **Series Streak:** VT, two
Last Meeting vs. the Seminoles: VT, 52-51, 3-11-11, ACC Tournament
Live Stats: hokiesports.com
Radio: Virginia Tech IMG Sports Network **TV:** ESPNU

NOTING THE HOKIES

About Today's Game

Virginia Tech is 11-4 on the season and 0-1 in ACC play.
 Florida State is 9-6 overall and 0-1 in conference action.
 This is the ACC home opener for the Hokies.
 Tech is 19-25 all-time against the Seminoles.

The Loss at Wake Forest

The Hokies lost to Wake Forest, 58-55, in Winston-Salem on Saturday.
Erick Green led the Hokies with 19 points, six assists and seven rebounds.
Jarell Eddie had 12 points, all on three-point field goals.

Zo Scores His 1,000th Career Point

In the win at Oklahoma State, **Dorenzo Hudson** scored his 1,000th career point.

Green Notes

Erick Green's streak of 17 straight games with double-figures scoring is currently the longest among ACC players.
 Green's 24 points off the bench in the win at Rhode Island is the second-most points by an ACC substitute this season. **Robert Brown's** 19 points off the bench against Monmouth is tops among ACC freshmen.

Greenberg Facts

Seth Greenberg is 165-110 (.600) at Virginia Tech and 378-280 (.574) in his 22nd season as a collegiate head coach. Greenberg is 108-32 (.771) as a head coach in Cassell Coliseum.

Interesting Side Notes

Six different players have led the Hokies in scoring in the first 15 games of the season.
Jarell Eddie's 54.3 percent three-point field goal percentage would break the school's single season mark. His 90.0 percent from the line would be the third-best single season mark in school history.
 Of Virginia Tech's 10 active scholarship players, only three had seen meaningful action in previous seasons and five players are true freshmen.

DFS Shines in the Early Going

Dorian Finney-Smith leads ACC freshmen in rebounding, assists and double-doubles.
 DFS is the only ACC freshman with four double-figure rebounding games this season. He also has two of the three five-assist games by an ACC freshman this season, the only freshman with two such games.

2011-12 Schedule & Results

(11-4, 0-1 ACC)

Date	Opponent	W	L	Score
11/12	ETSU (ESPN3)	W		64-53
NIT Season Tip-Off - Blacksburg, Va.				
11/14	MONMOUTH# (ESPN3)	W		91-46
11/15	FIU# (ESPN3)	W		78-63
NIT Season Tip-Off - New York, N.Y.				
11/23	#5/5 Syracuse^ (ESPN2)	L		58-69
11/25	Oklahoma State^ (ESPN)	W		59-57
11/27	ST. BONAVENTURE (ESPN3)	W		73-64
Big Ten/ACC Challenge				
11/30	at Minnesota% (ESPN2)	L		55-58
12/ 4	KANSAS STATE (ESPN3)	L		61-69
12/ 7	at Rhode Island (Cox HD)	W		78-67
12/11	NORFOLK STATE (ESPN3)	W		73-60
12/17	CAMPBELL (ESPN3)	W		85-60
12/19	NORTH FLORIDA (ACC.com)	W		84-55
12/22	EASTERN MICHIGAN (ESPN3)	W		71-50
12/31	at Oklahoma State (ESPN2)	W		67-61
1/ 7	at Wake Forest* (ACCNS)	L		55-58
1/10	FLORIDA STATE*		7 p.m.	ESPNU
1/14	at Boston College*		3 p.m.	RSN/ ESPN3
1/19	NORTH CAROLINA*		9 p.m.	ESPN/2/3
1/22	at Virginia*		6 p.m.	ESPNU
1/25	BYU		7 p.m.	ESPN3
1/28	at Maryland*		2:30 p.m.	ACCN/ ESPN3
2/ 2	DUKE*		7 p.m.	ESPN/2/3
2/ 4	CLEMSON*		4 p.m.	RSN/ ESPN3
2/ 9	at Miami*		9 p.m.	ESPN/2/3
2/12	BOSTON COLLEGE*		6 p.m.	ESPNU
2/16	at Florida State*		7 p.m.	ESPN/2/3
2/18	GEORGIA TECH*		3 p.m.	RSN/ ESPN3
2/21	VIRGINIA*		9 p.m.	ESPNU
2/25	at Duke*		12 p.m.	ACCN/ ESPN3
3/ 1	at Clemson*		9 p.m.	ACCN/ ESPN3
3/ 4	NC STATE*		6 p.m.	ESPNU
3/ 8-	ACC Tournament			ACCN/ESPN/2/ESPNU
3/11	(Philips Arena, Atlanta, Ga.)			

* - Atlantic Coast Conference Games
 # - NIT Season Tip-Off, Blacksburg, Va.
 ^ - NIT Season Tip-Off, New York, N.Y.
 % - Big Ten/ACC Challenge, Minneapolis, Minn.
 \$ - Also shown on ESPN3.com
 All times are EST and are subject to change

Television

ESPNU
 Carter Blackburn & Jay Williams



IMG Radio

Virginia Tech IMG Sports Network
 Bill Roth & Mike Burnop

Follow us on twitter

@VT_MBBall



Virginia Tech Athletics Communications

Primary Contact
 Bill Dyer - Associate Director
 wdyer@vt.edu
 (o) - 540-231-8853
 (c) - 540-998-5906
Secondary Contact
 Rachel Perreault - Communications Assistant
 rachelp5@vt.edu
 (o) - 540-231-2228

Hokie Probables

F	31	Jarell Eddie	So.	6-7	Charlotte, N.C.
		9.7 ppg, 5.0 rpg, .543 3pt FG%			
F	15	Dorian Finney-Smith	Fr.	6-8	Portsmouth, Va.
		7.1 ppg, 8.1 rpg, 2.5 apg			
C	14	Victor Davila	Sr.	6-8	Canovanas, P.R.
		7.1 ppg, 3.7 rpg, .538 FG%			
G	5	Dorenzo Hudson	r-Sr.	6-5	Charlotte, N.C.
		11.5 ppg, 2.9 rpg, 1.9 apg			
G	11	Erick Green	Jr.	6-4	Winchester, Va.
		15.7 ppg, 3.6 rpg, 3.4 apg			



Last Time Out: Wake Forest 58, VT 55

The Hokies dropped their ACC opener, 58-55, at Wake Forest on Saturday afternoon ... Tech was led by **Erick Green** with 19 points, six assists and seven rebounds, while **Jarell Eddie** added 12 points in the loss ... Tech committed just 10 turnovers, but was out rebounded, 42-31.

The Series vs. Florida State

Florida State leads the all-time series, 25-19 ... Tech has won the last two meetings, a 71-59 win in Cassell Coliseum last January during the regular season and a 52-51 win over the Seminoles in the quarterfinals of the 2011 ACC Tournament in Greensboro ... Tech is 4-6 against FSU in games since Tech joined the ACC and is 15-18 in all conference games between the two schools, including games when both schools were members of the Metro Conference ... Tech is 12-7 against FSU in Cassell Coliseum.

Hudson Reaches 1,000 Points

In the Hokies' win at Oklahoma State on New Year's Eve, redshirt senior guard

Dorenzo Hudson became the 42nd player in Virginia Tech history to score 1,000 points in his career ... Hudson hit a three-pointer with 8:34 remaining in the game to give Tech a three-point lead, for his 1,000th point ... Hudson joins former teammates Malcolm Delaney, Jeff Allen, A.D.

Vassallo and Deron Washington on the list ... Hudson currently has 1,014 career points, 41st on the Virginia Tech all-time scoring list.



Dorenzo Hudson

Green Extends His Streak

With his 19 points in the loss at Wake Forest, **Erick Green** currently has scored in double-figures in all 14 games that he has played this season and in 17 consecutive games over the last two seasons ... That is the longest active streak of double-figure games among ACC players ... Green missed the season-opening win over East Tennessee State this year with a strained achilles tendon.



Erick Green

A Good Five Years

In the previous five seasons, Tech is 45-36 in ACC action, tied for third best in the ACC ... Only Duke (59-22) and UNC (58-23) have better records ... Tech is tied with Maryland at 45-36 (as of 1-9-12).

Since Expansion (And Beyond)

To take the previous note a step further, since the ACC expanded to include Virginia Tech and Miami in 2004 (and BC in 2005), the Hokies are fourth in most conference regular season victories ... Tech is 57-56 in that stretch ... Only Duke (84-29), North Carolina (84-29) and Maryland (60-53) have more wins in that span (as of 1-9-11).

Eddie at the Line

Jarell Eddie is currently shooting 90.0 percent from the free throw line this season ... That is the third-highest percentage for a single season in Virginia Tech history ... Only Phil Thieneman (91.6 percent in the 1976-77 season) and Bobby Beecher (91.3 percent in the 1982-83 season) have had better seasons at the line for the Hokies ... Malcolm Delaney's 86.9 percent from the line in the 2008-09 season is the Hokies' top free throw percentage season since joining the ACC.



Jarell Eddie

Lots of Youth

Among Virginia Tech's 10 active scholarship players, the Hokies have two seniors, one junior, two sophomores and five freshmen ... The two sophomores had seen a combined 481 minutes of playing time up until this season ... Neither had ever started a game or played many minutes of meaningful ACC action ... Add to the fact that **Dorenzo Hudson** had missed the majority of last season before gaining a medical redshirt and this team becomes an extremely inexperienced total group.

Zo From the Line

Dorenzo Hudson began the season as a 74.6 percent career free throw shooter ... So far this season, Hudson is 47-54 from the line, good for 87.0 percent ... He has raised his career percentage to 77.0 percent from the line ... Hudson is currently 41st nationally in free throw percentage ... His teammate, **Erick Green**, is 50th.

Hot at the Charity Stripe

The Hokies are shooting 74.3 percent from the free throw line ... The last time the Hokies shot that well from the line in a season was the 1980-81 season, when Tech shot a school-record 75.0 percent from the line ... Tech has made 96 of its last 121 free throw attempts, good for 79.3 percent.

Hokies Pass 1,300

Virginia Tech is now 1339-1095 all-time in collegiate basketball, good for a .550 winning percentage ... This is the Hokies' 103rd season of men's basketball.

More on Free Throws

The Hokies have four players that have played 350 or more minutes this season ... Three of those players, **Erick Green**, **Dorenzo Hudson** and **Jarell Eddie**, are shooting .860 from the line or better ... Eddie is shooting .900 from the line.

Raines Makes the Most of His Time

Cadarian Raines was limited to just 12 minutes of action in the win over Oklahoma State in Madison Square Garden, but the sophomore post made the most of his minutes ... He grabbed a career-high nine rebounds in that time and also blocked three Cowboy shots ... In the Hokies win at Rhode Island, Raines recorded a new career-high, as he scored 12 points in the win ... He also had a career-high with three steals ... He was six of eight from the field and grabbed four rebounds ... In the win over Norfolk State, Raines scored 10 points and grabbed seven rebounds, six on the offensive glass and he grabbed a career-high 11 rebounds in the win over North Florida, while also adding three blocked shots ... Raines continued his strong play on Dec. 22, as he scored 10 points and had four rebounds in 16 minutes of action in the win over Eastern Michigan ... He also made all four of his free throw attempts.



Cadarian Raines

Staying Hot From the Line

In the loss at Minnesota, the Hokies made all seven of their free throw attempts in the game ... Tech was 5-5 in the first half and 2-2 in the second half ... Tech made 11 of 13 free throws in the win at Rhode Island, 16 of 20 free throws in the win over Norfolk State and 22 of 27 free throws in the win over Campbell.

Thompson to Miss 2011-12 Season

Senior forward **JT Thompson**, who missed the entire 2010-11 season following surgery to repair a torn anterior cruciate ligament in his left knee, will miss the 2011-12 season with the same injury to his right knee ... The injury occurred during practice on Nov. 2.



JT Thompson

JT Makes the Walk

Across the stage, that is ... On Dec. 16, just hours before the Hokies defeated Campbell, **JT Thompson** walked across the stage right here in Cassell Coliseum to accept his diploma in sociology ... Congratulations to JT on this achievement.



Win 10

With Virginia Tech's win over Maryland on Feb. 15, 2011, it marked the eighth straight season that the Hokies have won at least 10 home games ... Tech has won eight home games so far this season.

Seth Loves the Cassell

Seth Greenberg is 108-32 as a head coach in Cassell Coliseum, good for a winning percentage of .771 ... Greenberg is 67-10 (.870) against non-conference competition in Cassell Coliseum.



Seth Greenberg

Another Milestone

In Virginia Tech's win over Penn State last season, **Seth Greenberg** recorded his 350th victory as a collegiate head coach ... His record in 22 years as a head coach is 378-280 (.574).

C.J. was O.K.

Virginia Tech freshman forward **C.J. Barksdale** suffered a sprained ankle in the win over North Florida and was a game-time decision as to whether or not he would play the next game against Eastern Michigan ... Barksdale did indeed play and went on to grab a career-high 10 rebounds in the victory ... He also scored six points and dished out a pair of assists in the game.



C.J. Barksdale

Green on Cousy List

Virginia Tech guard **Erick Green** was named as a candidate for the 2012 Bob Cousy Award ... The award recognizes the top point guards in college basketball and is presented by The Naismith Memorial Basketball Hall of Fame in Springfield, Massachusetts.

We Like Threes

The Hokies have hit at least one three-pointer in every game since joining the ACC in the 2004-05 season ... Tech has now hit a three in 285 consecutive games, the most in school history ... Since the three-point arc was added to college basketball for the 1986-87 season, the Hokies have hit at least one three in all but three games ... The last time that the Hokies did not record a three-point field goal in a game was at Providence on Feb. 1, 2003 ... Tech has had nine games with only one three-pointer under **Seth Greenberg**.

The First Freshman

Dorian Finney-Smith accomplished something in the win over ETSU that has not happened in Blacksburg for quite some time ... His double-double of 10 points and 16 rebounds is the first time a Hokie freshman has accomplished that feat in their collegiate debut since Nov. 9, 2007, when Jeff Allen scored 19 points and had 10 rebounds against Elon ... Allen was the first since Dale Solomon accomplished that feat with 23 points and 11 rebounds in a win over Buffalo State in 1978 ... The last time a Virginia Tech freshman had at least 16 rebounds in any game was Ace Custis, who grabbed 16 rebounds against VMI on Dec. 9, 1993 ... Finney-Smith added his second career double-double with 14 points and 10 rebounds in the win over FIU and recorded No. 3 with 10 points and 14 rebounds in the win over Oklahoma State in Madison Square Garden.



Dorian Finney-Smith

What Brown Can Do For Us

Robert Brown came out of the blocks fast for the Hokies ... In his first two collegiate games, Brown scored 12 points in the win over ETSU and 19 points to lead the Hokies in scoring in the win over Monmouth ... He is currently fourth on the team in scoring after a 13 point performance at Minnesota and leading the team with 15 points against Kansas State ... He had 14 points in the win over North Florida.



Robert Brown

Close Games

The Hokies are 48-46 under **Seth Greenberg** in games that have been decided in overtime or by five-or-fewer points ... Tech is 1-2 in such games this season.

Versus the Best

Seth Greenberg entered this season with four career wins against No. 1-ranked teams and three of those have come since Virginia Tech joined the ACC in 2004 ... The three ACC wins against No. 1-ranked teams (all three opponents were ACC foes) ranks Greenberg tied for sixth among all-time ACC coaches ... The three victories are tied for third (with Florida State's Leonard Hamilton) among current ACC coaches.

Oh, What a Week!

Jarell Eddie had a very productive week for the Hokies for the week that ended Dec. 11 ... Eddie opened the week with 15 points in the win at Rhode Island ... He made five of six field goal attempts, including all three three-point attempts ... He also made both free throw attempts and grabbed six rebounds ... In the win over Norfolk State, he scored a career-high 24 points ... He was six of nine from the field, including five of six from three-point territory and was seven of seven from the line ... He also grabbed seven rebounds in the win ... For the week, Eddie missed a grand total of four shots, none from the line and just one from three-point range ... In the win over Campbell, Eddie was five of seven from the field, including one of two from three-point range.

Hot Shooting

In the win over Monmouth, the Hokies shot 62.5 percent from the field ... That is the highest single-game percentage for the Hokies since a 69.2 percent performance in the win over Mount St. Mary's last season ... Tech was 66.7 percent from three-point range ... That is the highest single-game percentage since shooting 66.7 percent from three-point range in the win at Wake Forest last season ... The last time the Hokies shot better than 66.7 percent from three-point territory was 68.8 percent against Wisconsin on Dec. 1, 2008 ... Tech followed that with a 51.9 percent shooting night in the win over FIU ... That marks the first time since the wins over Wake Forest and Maryland (on Jan. 15 and 20, 2011) that the Hokies have recorded back-to-back games of better than 50 percent shooting from the field ... Tech has shot better than 50 percent from the field in five of its 15 games this season.

Racer Earns Scholarship

Virginia Tech senior **Joey Racer**, who joined the team as a walk-on in the fall, has been awarded a scholarship for the spring semester by head coach **Seth Greenberg**.



Joey Racer

The Hokies vs. No. 1

With the win over #1 Duke last season, Virginia Tech is now 4-7 all-time against the No. 1-ranked team in the AP poll ... Tech is 3-3 in such games since joining the ACC and is 3-1 against top-ranked teams at home and in Cassell Coliseum ... The Hokies have won their last two home games against a No. 1 team ... Tech is 1-1 all-time against Duke when the Blue Devils are No. 1.



Where to Find It

Many Virginia Tech men's basketball facts are available on hokiesports.com ... Below is a listing of URLs that may be helpful to the media.

The Last Time:

<http://www.hokiesports.com/lasttime.html>

Tech's all-time games against ranked opponents:

<http://www.hokiesports.com/mbasketball/rankedopp.html>

Opponent History:

<http://www.hokiesports.com/mbasketball/opponents.html>

Past Schedules:

<http://www.hokiesports.com/mbasketball/pastschedules.html>

All-time overtime games:

<http://www.hokiesports.com/lasttime.html> go to men's basketball and toggle the "Show Only OT Games" button

The Last Time page is customizable to search a wide range of topics.

Player bio pages have career highs, multiple splits and career game-by-game stats.

A New Way To Watch

Several Virginia Tech basketball games will be available via internet streaming, free of charge ... Here is a list of the games that will be shown on ESPN3.com and theACC.com.

ESPN3.com

Nov. 12	vs. ETSU
Nov. 14	vs. Monmouth
Nov. 27	vs. St. Bonaventure
Dec. 11	vs. Norfolk State
Dec. 17	vs. Campbell
Dec. 22	vs. Eastern Michigan
Jan. 25	vs. BYU

theACC.com/ESPN3.com

Dec. 19	vs. North Florida
---------	-------------------

**- All games shown over the air on ESPN, ESPN2, RSN and the ACC network will also be shown on ESPN3.com*

Virginia Tech Athletics Communications

ON THE INTERNET

www.hokiesports.com

The official Web site of Virginia Tech athletics provides media and fans with schedules, results, rosters, bios, statistics, general releases and game notes on the Hokies.

The Gameday section has live stats, radio and television coverage information and other pertinent information. This section is for home games only.



hokiesports.com/media

A media-only Web site is designed to make the media's job easier. Here you will find high-resolution, color mug shots of every Hokie basketball player and coach available to download. Please contact the Athletics Communications Office for access to this media-only site.

Twitter

Follow the Hokies on Twitter @VT_MBBall.

www.theacc.com

Updated standings, results, schedules, statistics and notes are posted each week during the season.

New VT App

Virginia Tech basketball game broadcasts can be heard throughout the mid-Atlantic region on a network of radio stations and on SiriusXM Satellite radio ... Fans can also follow the action of the Virginia Tech IMG Sports Network on their iPhone, Android and BlackBerry devices ... The official mobile application of Virginia Tech athletics offers easy and instant access to up-to-the-minute news, scores, live game play-by-play, stats, schedules and rosters, streaming audio and more.

The free mobile application will include access to the following features:

- HEADLINES
- LIVE GAME SCORING FROM GAMETRACKER (SUBJECT TO GAMETRACKER AVAILABILITY)
- PREVIOUS GAME AND NEXT GAME SCHEDULES AND SCORES
- LIVE SCORING UPDATES
- PLAY-BY-PLAY COVERAGE
- PLAYER AND TEAM STATS
- BOX SCORE
- ON-DEMAND VIDEO (SUBJECT TO VIDEO AVAILABILITY)
- SCHEDULES AND SCORES
- ROSTERS
- IN-APP ALERT SYSTEM
- SHARING VIA EMAIL AND FACEBOOK

WHO TO CONTACT

Request for Interviews

Men's Basketball ACO

Bill Dyer
 (540) 231-8852 - office
 (540) 552-8461 - home
 (540) 998-5906 - cell
 wdyer@vt.edu

Secondary Contact

Rachel Perreault
 (540) 231-2228 - office
 (603) 767-6492 - cell
 rachelp5@vt.edu

Requests for Photos

Director of Photography

Dave Knachel
 (540) 231-1838
 dknachel@vt.edu



Bill Dyer
 Associate Director of
 Athletics Communications

Attendance Figures

Virginia Tech, like other ACC schools, announces total tickets distributed at each home game ... That number includes season tickets, individual game tickets and student tickets.

Just a Name

When referring to Virginia Tech forward, **JT Thompson**, please do not place periods after the initials ... Please list him as "JT", not "J.T." ... Thank you for your consideration in this matter.

How To Say It

- Cassell ColiseumCastle
- Victor DavilaDAH-vuh-luh
- Cadarian Raines.....suh-DARE-ee-un
- Jarell Eddie.....ju-RELL
- Rob Ehsan.....E-san
- Joey van Zegerenvan ZEG-grin



ACC Preseason Poll

Here was the ACC preseason media poll, as compiled by the Atlantic Coast Sports Media Association (first place votes in parenthesis).

1	North Carolina (57)	706
2	Duke (2)	649
3	Florida State	560
4	Virginia	463
5	Miami	455
6	Virginia Tech	411
7	Clemson	403
8	NC State	316
9	Maryland	264
10	Georgia Tech	176
11	Wake Forest	109
12	Boston College	90

Notes From the Win Over EMU

In the Hokies' win over Eastern Michigan, Tech held the Eagles to just nine points in the first half ... That is the fewest points allowed in a half by the Hokies since at least 2000 ... It also marked the second-fewest points allowed by a team in a Division I game this season ... Wisconsin allowed Kennesaw State just eight point in the first half of their game on Nov. 12 in Madison ... Tech held the Eagles to just 28.1 percent from the field, including 14.3 percent in the first half ... That marks the third time this season that the Hokies have held an opponent under 30 percent from the field this season.

Green Returns

Erick Green strained his right achilles tendon in practice on Nov. 4 and missed the season-opening win over ETSU ... He returned to action in the win over Monmouth, scoring 11 points and leading the team with five assists in 23 minutes of action and had 12 points in 25 minutes of action in the win over FIU ... In the loss to #5/5 Syracuse, Green scored 14 points and he scored 18 points in 39 minutes in the win over Oklahoma State ... Green scored a team-high 19 points in the win over St. Bonaventure and a career-high 25 points in the loss at Minnesota ... In the loss to Kansas State, Green scored 14 points and grabbed a career-high seven rebounds ... He scored 24 points in the Hokies' win at Rhode Island and 12 points in the win over Norfolk State.

Green is Good

Erick Green was named to the 2011 NIT Season Tip-Off All-Tournament team ... Green scored 14 points in the loss to #5/5 Syracuse and led the Hokies with 18 points in the win over Oklahoma State.

What is a Hokie?

That's the most frequently asked question regarding Virginia Tech athletics ... The answer leads all the way back to 1896 when Virginia Agricultural and Mechanical College changed its name to Virginia Polytechnic Institute ... With the change came the necessity for writing a new cheer and a contest for such a purpose was held by the student body ... Senior O.M. Stull won first prize for his "Old Hokie" yell which still is used today ... Later, when asked if "Hokie" had any special meaning, Stull explained the words he used had no hidden or symbolic meaning, but had been thought up in an effort to get attention ... Hokie soon became a nickname for all Tech teams and for those people loyal to Tech athletics.

In the Cassell Under Seth

Seth Greenberg is 108-32 all-time coaching in Cassell Coliseum ... Here is a year-by-year breakdown.

	<i>Regular</i>	<i>Post</i>	<i>Overall</i>
2003-04	11-4	0-0	11-4
2004-05	12-3	1-0	13-3
2005-06	10-7	0-0	10-7
2006-07	13-2	0-0	13-2
2007-08	12-2	2-1	14-3
2008-09	9-5	1-1	10-6
2009-10	15-1	2-1	17-2
2010-11	11-3	1-1	12-4
2011-12	8-1	---	8-1
Totals	100-28	7-4	108-32

VT vs. The Conferences

ACC REGULAR SEASON	0-1
Atlantic Sun (ETSU, UNF)	2-0
Atlantic 10 (St. Bonaventure, URI)	2-0
Big 12 (Kansas State, Oklahoma State)	2-1
BIG EAST (Syracuse)	0-1
Big South (Campbell)	1-0
Big Ten (Minnesota)	0-1
MAC (Eastern Michigan)	1-0
MEAC (Norfolk State)	1-0
Northeast (Monmouth)	1-0
Sun Belt (FIU)	1-0
West Coast (BYU)	0-0
Total	11-4

The Hokies

Under Seth Greenberg

VT outrebounds opponent	105-35
Opponent outrebounds VT	55-69
Rebounds are equal	5- 6
VT leads at the half	120-21
VT trails at the half	40-86
Game is tied at the half	5- 3
VT shoots 50% or better	50- 8
VT outshoots opponent	125-23
Opponent outshoots VT	39-86
VT holds opp. under 40%	78- 9
VT scores 100+ points	4- 1
VT scores 90-99 points	15- 1
VT scores 80-89 points	25- 2
VT scores 70-79 points	68-23
VT scores 60-69 points	40-46
VT scores less than 60 points	13-37
Opponent scores 100+ points	1- 2
Opponent scores 90-99 points	1- 2
Opponent scores 80-89 points	10-26
Opponent scores 70-79 points	19-41
Opponent scores 60-69 points	55-28
Opp. scores less than 60 points	79-11
VT in games 5-or-fewer points or OT	48-46
VT at home	108-32
VT on the road	34-56
VT at a neutral site	23-22
Overtime games	14- 7
VT against conference foes	70-73
VT on television	98-95
VT vs. ranked teams (AP only)	12-36
VT as a ranked team (AP only)	5- 7

Career Double-Doubles

2007-08 Season

JT Thompson (1)

at Boston College (14 pts.*/12 rebs.*)

2008-09 Season

No active players

2009-10 Season

Victor Davila (1)

vs. VMI (13 pts./10 rebs.)

2010-11 Season

No active players

2011-12 Season

Dorian Finney-Smith (3)

vs. ETSU (10 pts.*/16 rebs.*)

vs. FIU (14 pts.*/10 rebs.)

vs. Oklahoma State (10 pts./14 rebs.)

* - career highs at the time

2011-12 Starters

Green, Hudson, Finney-Smith, Eddie, Davila	9-4
Garland, Hudson, Finney-Smith, Eddie, Davila	1-0
Rankin, Hudson, Finney-Smith, Eddie, Davila	1-0



Compare & Contrast

VT	FSU
70.1	Points70.6
59.3	Points Allowed.....61.9
45.0%	FG%.....44.7%
39.2%	FG% Defense.....36.4%
37.0%	3FG%.....30.1%
25.6%	3FG% Defense.....27.1%
74.3%	FT%.....69.2%
36.6	Rebounds40.3
+3.9.....	Rebound Margin..... +5.4
13.5	Assists.....12.0
12.8	Turnovers.....18.2
6.4.....	Steals.....8.8
4.3.....	Blocks6.6

Points for Pondering

Led VT in Scoring: Green (6), Hudson (4), Brown (2), Eddie (2), Garland (1), Davila (1)

Double Figure Scoring Games: Green (14), Finney-Smith (7), Eddie (7), Brown (5), Hudson (6), Davila (4), Raines (3), Garland (2)

40-point Games: none

30-39-point Games: Hudson (1)

20-29-point Games: Green (2), Eddie (1)

Led VT in Rebounding: Finney-Smith (11), Eddie (2), Raines (2), Barksdale (2), Davila (2), Green (2)

Double Figure Rebounding Games: Finney-Smith (4), Barksdale (1)

Led VT in Assists: Green (10), Finney-Smith (5), Eddie (2), Brown (2), Hudson (2), Raines (2), Garland (1), Davila (1), Rankin (1)

Double Figure Assist Games: none

Double-Doubles: Finney-Smith (3)

Most Points in a Half: 53 (2nd vs. Campbell)

Fewest Points in a Half: 24 (1st vs. ETSU & 1st at Wake Forest)

Most Points Allowed in a Half: 47 (2nd vs. KSU)

Fewest Points Allowed in a Half: 9 (1st vs. EMU)

Largest Lead: 49 pts. (89-40 vs. Monmouth)

Largest Deficit: 14 pts. (53-67 vs. Syracuse)

Largest Margin of Victory: 45 pts. (91-46 vs. Monmouth)

Largest Margin of Defeat: 11 pts. (69-58 vs. Syracuse)

Largest Deficit Overcome in a Victory: 8 pts. (0-8 vs. Oklahoma State)

Largest Lead Lost in a Loss: 8 pts. (26-18 vs. KSU)

Largest Halftime Lead: 18 pts. (42-24 vs. Monmouth and 27-9 vs. EMU)

Largest Halftime Deficit: 8 pts. (24-32 at Wake Forest)

Average Margin of Victory: 17.0 ppv

Average Margin of Defeat: 6.3 ppd

Average Margin: +10.8 ppg

TOP INDIVIDUAL PERFORMANCES

VIRGINIA TECH

Points

31	Dorenzo Hudson vs. FIU
25	Erick Green at Minnesota
24	Erick Green at URI
24	Jarell Eddie vs. Norfolk State
19	Robert Brown vs. Monmouth
19	Erick Green vs. St. Bonaventure
19	Erick Green at Wake Forest
18	Tyrone Garland vs. Monmouth
18	Dorenzo Hudson vs. Monmouth
18	Erick Green vs. Oklahoma State
18	Dorenzo Hudson at Oklahoma State
17	Jarell Eddie vs. Syracuse
16	Dorenzo Hudson vs. North Florida
16	Erick Green at Oklahoma State
15	Robert Brown vs. Kansas State
15	Jarell Eddie at URI
15	Dorenzo Hudson vs. Campbell
15	Victor Davila vs. Campbell
14	Dorian Finney-Smith vs. FIU
14	Erick Green vs. Syracuse
14	Erick Green vs. Kansas State
14	Robert Brown vs. North Florida
14	Dorian Finney-Smith vs. North Florida
13	four times

Rebounds

16	Dorian Finney-Smith vs. ETSU
14	Dorian Finney-Smith vs. Oklahoma State
11	Cadarian Raines vs. North Florida
10	Dorian Finney-Smith vs. FIU
10	C.J. Barksdale vs. Eastern Michigan
10	Dorian Finney-Smith at Oklahoma State

Assists

8	Erick Green vs. North Florida
6	Erick Green vs. Campbell
6	Erick Green at Wake Forest
5	Dorian Finney-Smith vs. ETSU
5	Erick Green vs. Monmouth
5	Dorian Finney-Smith vs. FIU
5	Tyrone Garland vs. FIU
5	Jarell Eddie vs. Syracuse
4	seven times

Steals

3	Cadarian Raines vs. ETSU
3	Erick Green vs. Syracuse
3	Erick Green at URI
3	Cadarian Raines at URI
3	Erick Green vs. Norfolk State
2	19 times

Blocks

4	Dorian Finney-Smith vs. ETSU
3	Victor Davila vs. FIU
3	Cadarian Raines vs. Oklahoma State
3	Dorian Finney-Smith at URI
3	Cadarian Raines vs. North Florida
2	six times

OPPONENTS

Points

23	Demetrius Conger, St. Bonaventure
23	Kinola Malesevic, URI
21	Keiton Page, Oklahoma State (A)
20	Kris Joseph, Syracuse
19	Markel Brown, Oklahoma State
18	Brandon Triche, Syracuse
18	Chris McEachin, Norfolk State
17	Jamar Samuels, Kansas State
16	Trey Freeman, Campbell
15	Jeremy Allen, FIU
15	Julian Welch, Minnesota
15	Eric Griffin, Campbell
14	Kyle O'Quinn, Norfolk State
14	Pendarvis Williams, Norfolk State
14	Darren White, Campbell
14	Brian Williams, Oklahoma State (A)
13	nine times

Rebounds

15	Travis McKie, Wake Forest
14	Jamar Samuels, Kansas State
11	Ed Waite, Monmouth
10	Kris Joseph, Syracuse
10	C.J. Fair, Syracuse
10	Markel Brown, Oklahoma State
10	Nikita Mescheriakoc, Wake Forest

Assists

6	Brandon Triche, Syracuse
5	Mike Powell, URI
4	nine times

Steals

3	Sheldon Cooley, ETSU
3	DeJuan Wrigt, FIU
3	Kris Joseph, Syracuse
3	Dion Waiters, Syracuse
3	Martavious Irving, Kansas State
3	Angel Rodriguez, Kansas State

Blocks

5	Fab Melo, Syracuse
5	Jordan Heriquez, Kansas State
4	Carson Desrosiers, Wake Forest
3	Philip Jurick, Oklahoma State (A)
2	11 times



Scheduling Oddity

The 67-61 win on New Year's Eve was the second meeting of the season between Oklahoma State and Virginia Tech ... The last time Tech played the same non-conference opponent twice in the same season was the 1992-93 season, when Tech split a home-and-home series with East Carolina.

A Lot to Lose

Graduation cost the Hokies two of the most prolific players in school history, plus a two-year starter, Malcolm Delaney, Jeff Allen and Terrell Bell ... Tech lost 63.3 percent of its scoring from last season, along with 63.8 percent of its assists, 61.9 percent of its rebounds and 58.4 percent of its minutes played.

Lights, Camera, Hokies

Tech is 98-95 on television under **Seth Greenberg** ... The Hokies were 16-11 last season and are 3-4 this season ... The Hokies made a school-record 30 appearances in the 2008-09 season and made a then-school record 26 television appearances the year before ... With ESPN3.com's broadcast of the Hokies' season-opening wins over ETSU and Monmouth and the win over St. Bonaventure, Tech is 7-2 in internet streamed games.

They're Free, Aren't They

In the win over FIU, **Dorenzo Hudson** hit all 12 of his free throw attempts ... That is a new career high for perfect free throw shooting in a game for Hudson and is the first game that a Hokie made at least 10 free throws in a game and shot 1.000 since Malcolm Delaney hit 14 of 14 from the line against Maryland on Feb. 15, 2011 ... This is the first time that Hudson has ever made all of his free throw attempts in a game and made 10-or-more free throws ... Hudson made 20-of-21 free throws in the win against Seton Hall on Jan. 2, 2010 in Cancun, Mexico, a game in which Hudson scored a career-high 41 points.

Hudson Topped the List

Dorenzo Hudson scored 31 points in the win over FIU on Nov. 15 ... That marked the first time this season that an ACC player scored 30-or-more-points in a game ... It also marked the first time since Malcolm Delaney scored 33 points in the home win over Georgia Tech on Feb. 13, 2011, that a Hokie scored 30-or-more points in a game ... The 31 points is the second-highest point total for Hudson in a game ... His career high in scoring is 41 points in an overtime win over Seton Hall in Cancun, Mexico on Jan. 2, 2010 ... Hudson currently ranks tied for fourth in single game scoring by an ACC player this season.

Chaney Out

Allan Chaney has been denied medical clearance to return to practice and competition by the Virginia Tech Sports Medicine Department due to continued complications from a cardiac condition ... Since his first diagnosis, Chaney underwent a thorough and exhaustive course of evaluation and treatment ... As a result of his medical condition, the Virginia Tech medical staff has determined that in order to minimize his risk for further complications from his condition, Chaney will not be cleared to return to basketball.



Allan Chaney

Hokies in NCAA Stats

In the current NCAA statistics, Virginia Tech is third in the nation in three-point field goal % defense, 30th in free throw percentage, 34th in scoring defense, 44th in field goal percentage defense and 50th in scoring margin ... Individually, **Dorenzo Hudson** is 39th and **Erick Green** is 49th in free throw percentage. (*As of 1-8-12*).

Hudson Honored by ACC

Virginia Tech guard **Dorenzo Hudson** was named the Atlantic Coast Conference Co-Player of the Week for the week ending Nov. 20, 2011 ... Hudson, a redshirt senior from Charlotte, N.C., averaged 24.5 points and 2.5 assists in wins over Monmouth and FIU ... In the 78-63 win over FIU, he was eight-of-13 from the floor and a perfect 12-of-12 from the free throw line en route to scoring an ACC season-high 31 points in a victory that advanced the Hokies to the semifinals of the NIT Season Tip-Off.

The State We're In

Virginia Tech is 419-304 (.580) all-time against schools from Virginia ... Tech is 1-0 against state schools this year and was 1-2 against state schools last season ... The Hokies have played 14 schools from the state ... With the win over Norfolk State on Dec. 11, the only state Division I school that Tech has not played is Hampton ... Tech holds winning records against 10 of the schools and even records against two others ... Tech is 24-14 against schools from Virginia under **Seth Greenberg**.

Hokies in ACC Stats

INDIVIDUALS

	All	ACC
Scoring		
Erick Green	6th	---
Dorenzo Hudson	24th	---
Rebounding		
Dorian Finney-Smith	7th	---
Jarell Eddie	T 23rd	---
Field Goal Percentage		
Erick Green	9th	---
Assists		
Erick Green	8th	---
Free Throw Percentage		
Erick Green	4th	---
Dorenzo Hudson	5th	---
Steals		
Erick Green	9th	---
Blocked Shots		
Cadarian Raines	T 10th	---
Assist/Turnover Ratio		
Erick Green	7th	---
Offensive Rebounds		
Dorian Finney-Smith	4th	---
Defensive Rebounds		
Dorian Finney-Smith	T 8th	---
Minutes Played		
Erick Green	6th	---

TEAM

	All	ACC
Scoring Offense	6th	---
Scoring Defense	3rd	---
Scoring Margin	4th	---
Free Throw Percentages	2nd	---
Field Goal Percentages	6th	---
Field Goal % Defense	5th	---
3-pt. FG Percentage	4th	---
3-pt. FG% Defense	1st	---
Rebounding Offense	6th	---
Rebounding Defense	6th	---
Rebounding Margin	7th	---
Blocked Shots	9th	---
Assists	T 4th	---
Steals	T 5th	---
Turnover Margin	7th	---
Assist/TO Ratio	4th	---
Offensive Rebounds	5th	---
Defensive Rebounds	7th	---
Offensive Rebound %	8th	---
Defensive Rebound %	5th	---
3-pt. FG Made	4th	---



as of 1-9-12



Garland to Transfer

Tyrone Garland has decided to leave Virginia Tech and transfer to another school.

500 and Counting in the Cassell

The Hokies have a 515-151 overall record in the Cassell, good for a .773 winning percentage ... Tech is 8-1 this season and was 12-4 in Cassell last season, the 50th year for the arena ... The win over Florida State on Jan. 8, 2011, was the 500th victory in the building ... The win over FSU in 2008 marked the Hokies' 600th game played in Cassell Coliseum ... Tech defeated Rhode Island, 86-63, on Nov. 20, 2002, in its 500th game in the arena ... Tech has had just one break-even home season and one losing season in Cassell Coliseum ... The 17 victories for the Hokies at home in the 2009-10 season set a new Cassell Coliseum and school record.

Rankin Returns

Freshman point guard **Marquis Rankin** returned to action in the loss to Kansas State ... He had missed the team's first seven games following knee surgery on Oct. 6 ... The surgery, to clean up cartilage in the knee, was performed by team orthopaedic surgeon Dr. Marc Siegel at Lewis Gale Hospital at Montgomery in Blacksburg, Va. ... He scored two points and had an assist in seven minutes of action ... In the win at Rhode Island, Rankin made his first career start, playing 12 minutes.

Hokies vs. Ranked Teams

With the loss to #5/5 Syracuse in the semifinals of the NIT Season Tip-Off, the Hokies are 11-32 against nationally ranked teams since joining the ACC for the 2004-05 season and 12-36 against nationally ranked teams under **Seth Greenberg** ... Tech is 28-140 all-time against teams ranked in the AP poll ... These numbers are only for teams ranked in the AP poll.

Rebounds

Since the Hokies joined the ACC in 2004, a Tech player has grabbed 15-or-more rebounds in a game seven times ... Here are those seven instances.

- 21 Jeff Allen vs. Longwood (12-14-08)
- 19 Jeff Allen at BC (2-5-11)
- 18 Coleman Collins vs. Duke (2-17-05)
- 17 Jeff Allen vs. Seton Hall (1-2-10)
- 16 Jamon Gordon at Clemson (3-1-06)
- Jeff Allen at ODU (12-16-07)
- Dorian Finney-Smith (11-12-11)**

Going Green

Erick Green was one of the most improved players in the ACC last season ... In the 26 games after he stepped into the starting line-up, Green had a great assist/turnover ratio ... In that span, he had 82 assists and just 35 turnovers ... He had 31 assists as a freshman in the 2009-10 season ... After entering the starting line-up in the win over Penn State last season, Green had eight games in which he did not commit a turnover, including the entire month of December (six games in which he had 15 assists and 0 turnovers) ... He has 48 assists and 27 turnovers this season and has 27 assists and just 13 turnovers in the last five games.

Hokies in Overtime

The Hokies are now 56-42 all-time in overtime games ... Virginia Tech was 1-2 last season in overtime games ... Tech is 25-20 in road overtime games, 25-9 in home overtime games and 6-13 on neutral courts ... Tech is 14-7 in all overtime games under **Seth Greenberg** and 10-2 in ACC overtime games ... The last time the Hokies lost a true road overtime game was Feb. 11, 2006, when Tech fell to Virginia, 81-77, in University Hall ... Tech is 5-8 in double overtime games and 1-2 in triple overtime games.

Coming Next Year

On Nov. 9, the Hokies announced the signing of two players to National Letters of Intent ... **Montrezl Harrell**, a 6-7 forward from Tarboro, N.C., and **Marshall Wood**, a 6-7 forward from Rustburg, Va., will join the program in the fall of 2012 ... Harrell is playing this season at Hargrave Military Academy in Chatham, Va., and Wood is playing at Rustburg H.S. near Lynchburg, Va.

Tech Talk Live

Tech Talk LIVE!, Presented by Geico is broadcast every Monday night at Bull & Bones Brewhaus and Grill at the First and Main complex in Blacksburg.

The radio program airs from 7-8 p.m. ET each Monday night in front of a live audience, and can be heard on Virginia Tech IMG Sports Network radio affiliates throughout the region and on-line through Hokies All-Access.

Coach Greenberg appears on the program each Monday. Fans can submit a question or comment via hokiesports.com

Our Name, Please

When referring to Virginia Tech, we ask that you please leave it at that - Virginia Tech ... Virginia Tech University is not now and never has been a name for the school ... The official name of the university is Virginia Polytechnic Institute and State University ... "VahTech", VPI, VPI&SU, VPI and SU and Va. Tech are also not recognized names and should not be used ... VT is acceptable as a shortended, agate form ... When referring to the school by its nickname, please use "Hokies" ... Your help in these matters is appreciated.

Radio Network

2011-12 Virginia Tech IMG Sports Network

<i>Abingdon</i>	<i>WFHG-FM 92.7 FM</i>
<i>Blacksburg</i>	<i>WBRW-FM105.3 FM</i>
<i>Blackstone</i>	<i>WBBC-FM 93.5 FM</i>
<i>Bluefield, WV</i>	<i>WKQY-FM 100.9 FM</i>
<i>Bluefield, WV</i>	<i>WKEZ-AM 1240 AM</i>
<i>Bristol</i>	<i>WFHG-AM 980 AM</i>
<i>Charlottesville</i>	<i>WKAV-AM 1400 AM</i>
<i>Clifton Forge</i>	<i>WXCF-AM 1230 AM</i>
<i>Clifton Forge</i>	<i>WXCF-FM 103.9 FM</i>
<i>Clincho</i>	<i>WDIC-AM 1430 AM</i>
<i>Clintwood</i>	<i>WDIC-FM 92.1 FM</i>
<i>Chatham/Gretna</i>	<i>WMNA-FM106.3 FM</i>
<i>Galax</i>	<i>WWWJ-AM1360 AM</i>
<i>Gate City</i>	<i>WGAT-AM 1050 AM</i>
<i>Harrisonburg</i>	<i>WSIG-FM 96.9 FM</i>
<i>Jacksonville, NC</i>	<i>WAVQ-AM1400 AM</i>
<i>Lebanon</i>	<i>WLRV-AM 1380 AM</i>
<i>Luray</i>	<i>WMXH-FM105.7 FM</i>
<i>Lynchburg</i>	<i>WLNI-FM 105.9 FM</i>
<i>Marion</i>	<i>WOLD-FM102.5 FM</i>
<i>Martinsville</i>	<i>WMVA-AM1450 AM</i>
<i>Morningside, MD</i>	<i>WHFS-AM 1580 AM</i>
<i>New Bern, NC</i>	<i>WWNB-AM1490 AM</i>
<i>New Bern, NC</i>	<i>WWNB-FM103.9 FM</i>
<i>Norfolk</i>	<i>WNIS-AM 790 AM</i>
<i>Onley</i>	<i>WESR-AM 1330 AM</i>
<i>Onley</i>	<i>WESR-FM 103.3 FM</i>
<i>Richmond</i>	<i>WRNL-AM 910 AM</i>
<i>Richmond*</i>	<i>WRVA-AM1140 AM</i>
<i>Roanoke</i>	<i>WSNV-FM 93.5 FM</i>
<i>Staunton</i>	<i>WTON-AM1240 AM</i>
<i>Tazewell</i>	<i>WKQY-FM 100.1 FM</i>
<i>Warsaw</i>	<i>WNNT-FM107.5 FM</i>
<i>Warsaw</i>	<i>WNNT-AM 690 AM</i>
<i>Washington, DC</i>	<i>WJFK-FM 106.7 FM</i>
<i>White Stone</i>	<i>WIGO-FM 104.9 FM</i>
<i>Winchester</i>	<i>WINC-AM 1400 AM</i>
<i>Wytheville</i>	<i>WXBX-FM 95.3 FM</i>



On This Date

Virginia Tech is 19-15 all-time in games played on Jan. 10 ... Tech lost its last game on this date, 78-64, at #9 North Carolina in 2010 ... Tech is 1-2 in ACC play on this date and 2-4 against teams currently in the ACC ... Tech is 14-8 in home games on this date and 0-1 against Florida State on this date ... Tech is 153-106 all-time on Tuesdays.

Family Tradition

Two Hokie players didn't need any introduction when they arrived on campus five years ago ... **JT Thompson** was joined on the Tech team in December 2007 by his cousin, **Dorenzo Hudson**.

One to Go

With the win at Campbell last season, **Seth Greenberg** recorded his 110th career victory at Virginia Tech and passed Chuck Noe into second place in career coaching wins ... He currently has 165 career victories at Virginia Tech ... Charlie Moir is tops on the list with 213 victories.

Tech Loves the Garden

Madison Square Garden has always been special to the Hokies ... Since **Seth Greenberg** took over as the Hokies' head coach in 2003, Tech has played nine games in "The World's Most Famous Arena" and has a 7-2 record in those games ... Tech has also won two Holiday Festivals in this building ... All in all, the Hokies are 14-5 in MSG and won two NIT post-season titles, in 1973 and 1995.

Johnston Joins Hokies

Virginia Tech has added walk-on guard **Will Johnston** to the active roster ... Johnston, a 6-3 freshman guard, had been practicing with the team for a week prior to being added to the active roster.

All-Time Scoring

Here is a list of the names **Dorenzo Hudson** is approaching on the list of all-time leading scorers in Virginia Tech history.

Career Points

36. Jay Purcell.....	1,075
37. Marshall Ashford.....	1,058
38. Russell Davis.....	1,052
39. Chris Ellis.....	1,050
40. Craig Lieder.....	1,034
41. Dorenzo Hudson.....	1,014

Wild Finish

Tonight is the Hokies' first meeting with Florida State since the quarterfinals of the 2011 ACC Tournament in the Greensboro Coliseum ... **Erick Green** buried a jumper with 4.7 seconds remaining in the game ... FSU's Derwin Kitchen hit what appeared to be and was originally ruled a game-winner shot at the buzzer ... After a video review of the shot and much deliberation, the officials ruled the shot came after the horn sounded, thus enabling the Hokies to pull out an improbable 52-51 victory over the Seminoles.

That's an Improvement

Virginia Tech's **Jarell Eddie** is fourth in the ACC in improved scoring from last year ... As a freshman, Eddie averaged just 2.9 points per game ... This season, he has improved to 9.7 points per game ... That +6.7 ppg trails only Terrell Stoglin of Maryland (+10.0), C.J. Harris of Wake Forest (+8.0) and C.J. Williams of NC State (+7.4).

More on Tech - FSU


The Hokies and Seminoles have played 44 previous times on the hardwood ... The two teams met 27 times when both were members of the Metro Conference, when FSU held a 15-12 lead during that time ... The two teams have played two overtime games, both won by the Hokies ... Other than Tallahassee and Blacksburg, the two teams have played in Greensboro, Roanoke, Louisville, Ky. and Memphis, Tenn. ... The first meeting was on Dec. 14, 1968, when the Hokies defeated FSU, 77-74, in Cassell Coliseum.

What's Up Next

The Hokies hit the road again this weekend, as they travel to Boston to play Boston College ... The game will tip-off at 3 p.m. and will be televised by the regional sports network.



Senior Dorenzo Hudson (left) scored his 1,000th career point in the Hokies' win at Oklahoma State on Dec. 31.



Virginia Tech Streaks

	Total	Home	Road	Neutral
Overall	Lost 1	Won 4	Lost 1	Won 1
ACC*	Lost 3	Lost 1	Lost 2	---
Non-Conference	Won 6	Won 4	Won 2	Won 1

* - regular season games only

Longest winning streak this season	6, 12-7 thru 1-7
Longest losing streak this season	2, 11-30 thru 12-4



Head Coach Seth Greenberg



Success is not a given. Only through hard-work and dedication, will success come. In his eighth season at Virginia Tech, Seth Greenberg has set the Hokies onto a course of winning and competing at the highest level.

Since joining the Hokies, Greenberg has established himself as not only a builder of programs, but as a coach who has an eye on the ultimate goal.

Greenberg has a career record of 378-280, now in his 22nd season as a collegiate head coach and a 165-110 record in his ninth season at Virginia Tech. Since coming to Blacksburg, Greenberg's Hokies have three wins over No. 1 ranked teams, including, most recently, a 64-60 victory over top-ranked Duke on Feb. 26, 2011 in Cassell Coliseum.

In the 2006-07 season, the Hokies engineered a historic sweep over North Carolina, including a 94-88 win over the Tar Heels in Cassell Coliseum when UNC was the top-ranked team in the country. Couple that victory against North Carolina with a 69-67 overtime win at No. 5 Duke the week before, the Hokies spent time atop the ACC standings for the first time ever. During the 2008-09 season, the win at No. 1 Wake Forest and an 80-77 win at No. 12 Clemson were added to the list. This past season, home wins over a pair of No. 23 teams, Miami and Wake Forest, continued the run of top 25 victories.

With Greenberg's win at Campbell on Nov. 23, 2009, he passed Chuck Noe into second place on the all-time wins list at Virginia Tech with 110 victories. Only Charlie Moir, with 213 victories, has more wins at Tech than Greenberg.

In his time at Virginia Tech, Greenberg is 3-3 against top-ranked teams, with all three losses coming on final possessions. Tech has made five consecutive post-season appearances and six in Greenberg's eight years in Blacksburg.

The Hokies moved into the new \$21 million practice facility in August 2009. This building brings Virginia Tech basketball the "WOW Factor!" that it needs to compete among the elite in college basketball and is the culmination of a vision that Greenberg has for the university and its basketball program.

In the past few years, Greenberg has received two awards that not only speak to his success on the court, but his works off the court as well. In September 2009, Greenberg was presented with the inaugural Al LoBalbo Award by his alma mater, Fairleigh Dickinson University. And in April, Greenberg was inducted into The National Jewish Sports Hall of Fame and Museum.

On March 11, 2008, Greenberg added another honor, as he was named the Atlantic Coast Conference's 2008 Coach of the Year. This marked the second time in four years that Greenberg earned the honor.

In the 2006-07 season, the Hokies defeated four nationally ranked teams and had a 3-0 record against teams ranked in the top-five. And as the 2010-11 season unfolds, Greenberg has the Hokies poised for even loftier achievements.

On April 3, 2003, the Hokies introduced Greenberg as their 27th head coach. A proven program builder, an admired and innovative tactician and an experienced recruiter, Greenberg took over the reigns of a Tech program that has made tremendous strides in his first six seasons in Blacksburg.

Greenberg earned his first major honor at Virginia Tech in 2005, being named the ACC Coach of the Year by the Atlantic Coast Sports Media Association. He was the fourth Hokie honored by the group for the team's play during

the Hokies' inaugural ACC season. The Richmond Times-Dispatch named Greenberg the Coach of the Year in the Commonwealth of Virginia.

The aggressive, up-tempo style that Greenberg installed in his first season with the Hokies has seen dividends and has brought a renewed sense of excitement to Cassell Coliseum, as well as to the "Hokie Nation." Perhaps the biggest influences seen in the program have been the work ethic and attention to details that Greenberg and his staff have instilled. And when speaking of hard work, the principle begins at the top, with Greenberg himself. Long hours of watching film, instructing players and developing the program, along with tirelessly working to promote the program and university while being involved in the community, have made Greenberg a popular face on the Blacksburg campus and in the "Hokie Nation."

Greenberg came to Virginia Tech from the University of South Florida, where he served as head coach for seven seasons. At USF, Greenberg had a record of 108-100. Prior to USF, Greenberg was the head coach at Long Beach State University, where his overall record was 105-70.

During his time at Long Beach State and USF, Greenberg's teams posted impressive records against major conference opponents. During his Long Beach State tenure there were wins over four nationally-ranked teams, including a 64-49 victory against then-No. 1 Kansas at Allen Fieldhouse in 1992-93. At South Florida, his teams were 2-0 against Ohio State, had two wins over Texas and won at Pittsburgh during the Panthers' run to the Sweet 16 in the 2001-02 season. The Bulls defeated eventual Final Four team Wisconsin in the 1999-2000 season.

A 1978 graduate of Fairleigh Dickinson, Greenberg was a four-year letter winner under head coach Al LoBalbo. His father, the late Ralph Greenberg, played at Long Island University under coaching legend Clair Bee, one of college basketball's all-time winningest coaches.

Greenberg began his coaching career as an assistant at Columbia in 1978. He moved to Pittsburgh two years later,

Head Coach Seth Greenberg



where he made two trips to the NCAA Tournament in three years with the Panthers. He spent the 1983-84 season at Virginia, helping the Cavs reach the Final Four before moving on to Miami as an assistant under future Virginia Tech head coach Bill Foster. At Miami, he helped revive a program that had been dormant for a number of years.

Greenberg first went to Long Beach State as associate head coach under Joe Harrington. Greenberg replaced him three years later when Harrington accepted the head coaching position at Colorado. In his six seasons at LBSU, Greenberg led the 49ers to two NCAA Tournament appearances and one NIT appearance. He led LBSU to two Big West Conference championships and one Big West regular-season title. While Greenberg was at LBSU, the 49ers defeated four nationally ranked teams. Greenberg also tutored future NBA players Bryon Russell, Lucious Harris and Juaquin Hawkins.

In the summer of 2004, Greenberg received a lofty honor when he was inducted into the Five Star Basketball Camp's Hall of Fame. The honor, shared

by some of the greatest coaches like Rick Pitino and Hubie Brown, was bestowed for the many years that Greenberg has been a part of the nation's top summer basketball camp as an instructor and guest speaker.

Greenberg has always been involved in charitable organizations and causes. In September of 2009, he was the winning head coach in the inaugural "Chairmen of the Boards" 3-on-3 charity basketball tournament to benefit Tuesday's Children in New York City. This group is the premiere non-profit organization serving the needs of the 9/11 community, providing a wide-range of programming from mentoring, to advocacy for children, to next-step life skills and leadership training for 9/11 families and rescue and recovery workers.

When confronted by the destruction of Hurricane Katrina, Greenberg knew he had to get involved. He served as the chairman of the organizing committee of AllCoachesCare.com, a major on-line sports auction that raised money for Habitat for Humanity and its efforts in helping to rebuild the Gulf Coast area. Working tirelessly, Greenberg helped the

group acquire goods and services for the auction and also spent countless hours speaking on television and radio and to media members getting the word out about the auction.

This past season, Greenberg took on a leadership role with "Shots from the Heart," an event that helped the American Heart Association raise money to fight heart disease. The event featured selected head coaches and assistant coaches in a bracketed free throw shooting contest.

Greenberg and his wife, Karen, are the parents of three daughters: Paige, 22, Ella, 19, and Jacqueline, 16. Paige graduated from Virginia Tech in May 2010 and Ella will be a junior cheerleader for the Hokies in the fall of 2011. Greenberg is active in a number of organizations and causes, including the Great American Teach-in, the American Heart Association, Coaches vs. Cancer and the Boys and Girls Club.



Virginia Tech head basketball coach Seth Greenberg, with daughters, Ella, Jacqueline, wife, Karen and daughter, Paige.

The Greenberg File

COACHING EXPERIENCE

Head Coach,
Virginia Tech, 2003-present
165-110 record (.600)
Head Coach,
University of South Florida, 1996-2003
108-100 record (.519)
Head Coach,
Long Beach State University, 1990-96
105-70 record (.600)
378-280 overall head coaching record (.574)
Associate Head Coach,
Long Beach State University, 1987-90
Assistant Coach, University of Miami, 1984-87
Assistant Coach, University of Virginia, 1983-84
Assistant Coach, University of Pittsburgh, 1980-83
Assistant Coach, Columbia University, 1978-80

POSTSEASON APPEARANCES

NIT — 1992, 2000, 2002, 2005, 2008, 2009, 2010, 2011 (Head Coach) 1988, 1990 (Assistant Coach)
NCAA — 1993, 1995, 2007 (Head Coach)
1981, 1982,
1984 Final Four (Assistant Coach)

PERSONAL

Born - April 18, 1956, Plainview, N.Y.
High School - John F. Kennedy, 1974
College - Fairleigh Dickinson University 1978
Family - Wife: Karen - Daughters: Paige (22), Ella (19) and Jacqueline (16)

EDUCATION

B.A., Broadcast Journalism,
Fairleigh Dickinson University, 1978



The Last Time That...

Tech scored 100 points and won: 103-94, OT vs. Seton Hall, 1-2-10
Tech scored 100 points and lost: 100-104 2OT vs. Maryland, 2-27-10
Tech played in overtime: 76-79, OT vs. Wichita State (NIT), 3-20-11
Tech played in consecutive overtime games: 75-74 at Clemson, 2-8-06 & 77-81 at Virginia, 2-11-06
Tech played 2 OT: 100-104, 2OT vs. Maryland, 2-27-10
Tech played 3 OT: 86-90 at WVU, 2-2-83
Tech scored 100+ points: 102-77, vs. Georgia Tech, 2-13-11
Tech scored 90-99 points: 91-46, vs. Monmouth, 11-14-11
Tech scored 80-89 points: 84-55, vs. North Florida, 12-19-11
Tech scored 70-79 points: 71-50 vs. Eastern Michigan, 12-22-11
Tech scored 60-69 points: 67-61 at Oklahoma State, 12-31-11
Tech scored 50-59 points: 55-58 at Wake Forest, 1-7-12
Tech scored 40-49 points: 44-69 at Duke, 1-4-08
Tech scored 30-39 points: 33-43 at East Carolina, 1966-67 season
Tech scored 20-29 points: 27-40 at McGuire Gen., 1945-46 season
Tech scored 10-19 points: 16-45 at Virginia, 1938-1939 season
Tech scored less than 10 points: 7-31 at W&L, 1922-1923 season
Tech allowed 100+ points: 100-104, 2OT vs. Maryland, 2-27-10
Tech allowed 90-99 points: 103-94, OT vs. Seton Hall, 1-2-10
Tech allowed 80-89 points: 91-83, vs. Maryland, 2-15-11
Tech allowed 70-79 points: 76-79, OT vs. Wichita State (NIT), 3-20-11
Tech allowed 60-69 points: 67-61 at Oklahoma State, 12-31-11
Tech allowed 50-59 points: 55-58 at Wake Forest, 1-7-12
Tech allowed 40-49 points: 91-46, vs. Monmouth, 11-14-11
Tech allowed 30-39 points: 99-34, vs. Mount St. Mary's, 1-2-11
Tech allowed 20-29 points: 31-25 vs. Richmond, 2-1-46
Tech allowed 10-19 points: 60-19 vs. Lynchburg College, 1-9-46
Tech allowed less than 10 points: 28-9 vs. Hampden-Sydney, 1-17-23
Largest margin of victory: 83 points vs. Randolph Macon Academy, 87-4, 1-10-11
Largest margin of victory in an ACC game: 29 points vs. Wake Forest, 94-65, 1-15-11
Two Tech players recorded double-doubles in a game: Jeff Allen (18 pts./15 rebs.) and Victor Davila (12 pts./10 rebs.) vs. Duke, 2-26-11
Two Tech players recorded double-doubles in consecutive games: vs. UNC, ACC Tournament, 3-13-09 and vs. Duquesne, NIT, 3-18-09
Tech player had five or more steals: Manny Atkins (5) vs. Mount St. Mary's, 1-2-11
Tech player had 10 or more assists in a game: Malcolm Delaney (10) vs. Baylor, NIT, 3-21-09
Tech player had 20 or more rebounds in a game: Jeff Allen (21) vs. Longwood, 12-14-08
Two Tech players had double figures in rebounds: Victor Davila (10 rebounds) and Jeff Allen (15 rebounds) vs. Duke, 2-26-11
Two Tech players had five or more assists: Dorian Finney-Smith (5) & Tyrone Garland (5) vs. FIU, 11-15-11
Two Tech players scored 20 or more points: Malcolm Delaney (33 points) & Jeff Allen (25 points) vs. Georgia Tech, 2-13-11
Tech player scored 30-39 points in a game: 31, Dorenzo Hudson vs. FIU, 11-15-11
Tech player scored 40-49 points in a game: 41, Dorenzo Hudson vs. Seton Hall, 1-2-10
Tech player scored 50+ points in a game: 51, Bimbo Coles vs. Southern Miss., 2-6-88
Tech defeated a ranked opponent on the road: 80-77 at #12/13 Clemson, 2-25-09
Tech defeated a ranked opponent at home: 64-60 vs. #1 Duke, 2-26-11
Tech player had consecutive double-doubles: Jeff Allen, 2-15-11 & 2-19-11
Tech player had six consecutive double-doubles: Jeff Allen, 1-30-11, 2-2-11, 2-5-11, 2-13-11, 2-15-11 & 2-19-11
Tech player had seven consecutive double-doubles: Jeff Allen, 1-25-11, 1-30-11, 2-2-11, 2-5-11, 2-13-11, 2-15-11 & 2-19-11
Tech held opponent without a double-figure scorer: 65-47 vs. Miami, ACC Tournament, 3-12-09
Tech had five players score in double figures: vs. Campbell, 12-17-11
Tech had six players score in double figures: vs. Wake Forest, 1-15-11
Tech did not make a three-point field goal: at Providence, 2-1-03
Tech's opponent did not make a three-point field goal: at NC State, 2-10-10
Tech did not shoot a free throw in the first half: vs. Purdue, 12-1-10
Tech did not shoot a free throw in the second half: vs. Virginia, 12-5-10
Tech allowed a triple-double: Iman Shumpert (22 pts., 12 rebs., 11 assists), at Georgia Tech, 1-25-11
Tech allowed fewer than 10 points in a half: 9 points, vs. Eastern Michigan, 12-22-11

VICTOR DAVILA

SENIOR • FORWARD • 6-8 • 245
CANOVANAS, P.R. • STARMOUNT (N.C.)

#14



SEASON STATISTICS

Opponent	Min	FG-A-%	3FG-A-%	FT-A-%	O-D-T	A	TO	Blk	Stl	Pts
EAST TENNESSEE ST.	23	3-5-.600	0-0-.000	1-2-.500	2-4-6	3	0	2	0	7
MONMOUTH#	18	2-3-.666	0-0-.000	2-6-.333	0-5-5	0	2	2	0	6
FIU#	26	5-6-.833	0-0-.000	1-4-.250	1-6-7	2	1	3	0	7
vs. #5 Syracuse^	22	3-5-.600	0-0-.000	0-1-.000	2-0-2	0	4	0	0	6
vs. Oklahoma State^	18	1-5-.200	0-0-.000	0-0-.000	3-2-5	1	2	0	1	2
ST. BONAVENTURE	30	5-8-.625	0-0-.000	3-3-1.000	0-2-2	0	2	0	1	13
at Minnesota*	33	4-9-.444	0-0-.000	2-2-1.000	3-4-7	0	2	0	0	10
KANSAS STATE	17	0-2-.000	0-0-.000	1-2-.500	0-1-1	0	0	1	0	1
at Rhode Island	13	0-2-.000	0-0-.000	0-0-.000	0-1-1	0	2	1	1	0
NORFOLK STATE	13	2-5-.400	0-0-.000	2-2-1.000	0-0-0	0	0	0	1	6
CAMPBELL	21	6-9-.667	0-0-.000	3-3-1.000	0-3-3	0	1	0	1	15
NORTH FLORIDA	16	4-6-.667	0-0-.000	0-1-.000	0-2-2	1	2	1	1	8
EASTERN MICHIGAN	25	2-5-.400	0-0-.000	1-3-.333	0-4-4	1	2	0	1	5
at Oklahoma State	22	2-4-.500	0-0-.000	4-5-.800	2-1-3	1	1	1	1	8
at Wake Forest*	28	3-4-.750	0-0-.000	2-4-.500	2-5-7	0	1	0	0	8
FLORIDA STATE*										
at Boston College*										
NORTH CAROLINA*										
at Virginia*										
BYU										
at Maryland*										
DUKE*										
CLEMSON*										
at Miami*										
BOSTON COLLEGE*										
at Florida State*										
GEORGIA TECH*										
VIRGINIA*										
at Duke*										
at Clemson*										
NC STATE*										

*- ACC games; # - NIT Season Tip-Off (Blacksburg, Va.); ^ - NIT Season Tip-Off (New York, N.Y.); % - Big 10/ACC Challenge

2011-2012 NOTES

Grabbed six rebounds and scored seven points against East Tennessee State in the season opener ... Brought down five boards and put up six points against Monmouth ... Tallied seven points, seven boards and three blocks against FIU ... Scored six points against No. 5 Syracuse ... Grabbed five boards against Oklahoma State ... Scored 13 points, while going 3-for-3 from the line against St. Bonaventure ... Had six points and one steal against Norfolk State ... Neared a career high with 15 points against Campbell ... Scored eight points against North Florida ... Brought down four boards and added five points against Eastern Michigan ... Scored eight points and grabbed three rebounds at Oklahoma State ... Scored eight points and brought down seven boards at Wake Forest.

SEASON/CAREER GAME HIGHS

POINTS	15 vs Campbell (12/17/11)
Season	15 vs Campbell (12/17/11)
Career	16 vs Elon (11/26/08)
ACC	14 vs WF (1/15/11), vs Maryland (2/15/11)

MINUTES PLAYED	33 at Minnesota (11/30/11)
Season	33 at Minnesota (11/30/11)
Career	39, 3x-last vs Duke (2/26/11)
ACC	39, 3x-last vs Duke (2/26/11)

FIELD GOALS MADE	6 vs Campbell (12/17/11)
Season	6 vs Campbell (12/17/11)
Career	7 vs Elon (11/26/08), vs Maryland (2/15/11)
ACC	7 vs Maryland (2/15/11)

FIELD GOAL ATTEMPTS	9 at Minn. (11/30), vs Campbell (12/17)
Season	9 at Minn. (11/30), vs Campbell (12/17)
Career	13 vs VMI (12/9/09)
ACC	10 vs Duke (2/26/11)

3-PT FIELD GOALS MADE	N/A
Season	N/A
Career	N/A
ACC	N/A

3-PT FIELD GOAL ATTEMPTS	N/A
Season	N/A
Career	1 vs Oklahoma State (11/26/10)
ACC	N/A

FREE THROWS MADE	4 at Oklahoma State (12/31/11)
Season	4 at Oklahoma State (12/31/11)
Career	7 vs Georgia Tech (2/13/11)
ACC	7 vs Georgia Tech (2/13/11)

FREE THROW ATTEMPTS	6 vs Monmouth (11/14/11)
Season	6 vs Monmouth (11/14/11)
Career	11 vs Georgia Tech (2/13/11)
ACC	11 vs Georgia Tech (2/13/11)

REBOUNDS	7, 3x, last at Wake Forest (1/7/12)
Season	7, 3x, last at Wake Forest (1/7/12)
Career	13 at NC State (2/2/11)
ACC	13 at NC State (2/2/11)

ASSISTS	3 vs ETSU (11/12/11)
Season	3 vs ETSU (11/12/11)
Career	3, 3x last vs ETSU (11/12/11)
ACC	3 vs Maryland (2/15/11)

BLOCKS	3 vs FIU (11/15/11)
Season	3 vs FIU (11/15/11)
Career	4 at NC State (2/10/10), at UVa (2/19/11)
ACC	4 at NC State (2/10/10), at UVa (2/19/11)

STEALS	1, 8x, last vs Oklahoma State (12/31/11)
Season	1, 8x, last vs Oklahoma State (12/31/11)
Career	3 vs UNCG (11/21/10)
ACC	2 vs Miami (3/12/10)



CAREER STATISTICS

Year	GP-GS	Min-Avg.	FGM-FGA-Pct.	3FG-FGA-Pct.	FTM-FTA-Pct.	Off.-Def.	Reb-Avg.	A-TO	Blk	Stl	TP-Avg.
08-09	33-10	393-11.9	40-74-.541	0-0-.000	21-39-.538	29-38	67-2.0	5-18	8	2	101-3.1
09-10	34-33	790-23.2	72-151-.477	0-0-.000	35-65-.538	77-67	144-4.2	13-30	26	8	179-5.3
10-11	34-34	1072-31.5	100-175-.571	0-1-.000	52-112-.464	57-115	172-5.1	29-46	41	8	252-7.4
11-12	15-15	325-21.7	42-78-.538	0-0-.000	22-38-.579	15-40	55-3.7	9-22	11	8	106-7.1
Career	116-92	2580-22.2	254-478-.531	0-1-.000	130-254-.512	178-260	438-3.8	56-116	86	26	638-5.5

DORENZO HUDSON

R-SENIOR • GUARD • 6-5 • 220
CHARLOTTE, N.C. • HARGRAVE MIL. ACAD.

#5



SEASON STATISTICS

Opponent	Min	FG-A-%	3FG-A-%	FT-A-%	O-D-T	A	TO	Blk	Stl	Pts
EAST TENNESSEE ST.	37	3-7-.429	1-3-.333	2-3-.667	0-2-2	1	4	0	1	9
MONMOUTH#	24	7-10-.700	0-2-.000	4-6-.666	0-4-4	3	0	0	2	18
FIU#	34	8-13-.615	3-5-.600	12-12-1.000	1-4-5	2	3	0	0	31
vs. Syracuse^	38	3-7-.429	1-3-.333	6-6-1.000	1-1-2	2	3	0	1	13
vs. Oklahoma State^	35	2-13-.154	0-4-.000	3-4-.750	1-2-3	1	3	0	1	7
ST. BONAVENTURE	35	3-10-.300	1-3-.333	1-2-.500	0-3-3	1	1	0	1	8
at Minnesota%	25	0-4-.000	0-1-.000	0-0-.000	3-0-3	1	1	0	1	0
KANSAS STATE	25	3-9-.333	1-5-.200	0-0-.000	1-3-4	0	1	0	0	7
at Rhode Island	22	2-6-.333	0-2-.000	4-4-1.000	1-2-3	4	1	0	0	8
NORFOLK STATE	33	3-10-.300	0-2-.000	1-2-.500	1-1-2	1	1	0	0	7
CAMPBELL	26	5-11-.455	2-4-.500	3-4-.750	0-1-1	3	4	0	1	15
NORTH FLORIDA	27	6-10-.600	1-4-.250	3-3-1.000	2-1-3	1	1	0	0	16
EASTERN MICHIGAN	22	3-9-.333	0-3-.000	2-2-1.000	0-2-2	3	2	0	2	8
at Oklahoma State	34	5-10-.500	2-4-.500	6-6-1.000	2-3-5	0	1	0	0	18
at Wake Forest*	33	4-13-.308	0-5-.000	0-0-.000	1-1-2	3	2	1	1	8
FLORIDA STATE*										
at Boston College*										
NORTH CAROLINA*										
at Virginia*										
BYU										
at Maryland*										
DUKE*										
CLEMSON*										
at Miami*										
BOSTON COLLEGE*										
at Florida State*										
GEORGIA TECH*										
VIRGINIA*										
at Duke*										
at Clemson*										
NC STATE*										

*- ACC games; # - NIT Season Tip-Off (Blacksburg, Va.); ^- NIT Season Tip-Off (New York, N.Y.); % - Big 10/ACC Challenge

SEASON/CAREER GAME HIGHS

POINTS	
Season	31 vs FIU (11/15/11)
Career	41 vs Seton Hall (1/2/10)
ACC	23 at NC State (2/10/10)

MINUTES PLAYED	
Season	38 vs. #5 Syracuse (11/24/11)
Career	45 vs Maryland (2/27/10)
ACC	45 vs Maryland (2/27/10)

FIELD GOALS MADE	
Season	8 vs FIU (11/15/11)
Career	12 vs UConn (3/22/10)
ACC	9 at NC State (2/10/10)

FIELD GOAL ATTEMPTS	
Season	13, 3x, last at Wake Forest (1/7/12)
Career	22 vs Seton Hall (1/2), at UNC (1/10/10)
ACC	22 at North Carolina (1/10/10)

3-PT FIELD GOALS MADE	
Season	3 vs FIU (11/15/11)
Career	4 at Miami (1/31/10)
ACC	4 at Miami (1/31/10)

3-PT FIELD GOAL ATTEMPTS	
Season	5, 3x, last at Wake Forest (1/7/12)
Career	8 at Miami (1/31/10)
ACC	8 at Miami (1/31/10)

FREE THROWS MADE	
Season	12 vs FIU (11/15/11)
Career	20 vs Seton Hall (1/2/10)
ACC	9 vs Wake Forest (2/16/10)

FREE THROW ATTEMPTS	
Season	12 vs FIU (11/15/11)
Career	21 vs Seton Hall (1/2/10)
ACC	12 vs Wake Forest (2/16/10)

REBOUNDS	
Season	5 vs FIU (11/15), at OSU (12/31/11)
Career	7, 3x, last vs UConn (3/22/10)
ACC	7 vs Wake Forest (2/16/10)

ASSISTS	
Season	4 at Rhode Island (12/7/11)
Career	6 vs Brown (11/15/09)
ACC	4 vs NC State (3/3/10)

BLOCKS	
Season	1 at Wake Forest (1/7/12)
Career	2 vs UMBC (12/22/09)
ACC	1, 4x, last at Wake Forest (1/7/12)

STEALS	
Season	2 vs Monmouth (11/14), vs EMU (12/22/11)
Career	3 vs Hofstra (12/28/07)
ACC	2, 3x, last at BC (2/24/10)



2011-2012 NOTES

Put up nine points and grabbed two rebounds in the season opener against East Tennessee State ... Put up 18 points and grabbed four rebounds against Monmouth ... Dropped 31 points, going 12-for-12 from the line against FIU ... Scored 13 points against No. 5 Syracuse ... Scored seven points against Oklahoma State ... Tallied eight points and three rebounds against St. Bonaventure ... Scored seven points and grabbed four rebounds against Kansas State ... Tallied eight points and four assists at Rhode Island ... Scored seven points and added two rebounds against Norfolk State ... Put up 15 points to go along with three assists against Campbell ... Scored 16 points, also adding three rebounds against North Florida ... Scored eight points, adding three assists and two steals against Eastern Michigan ... Buried 18 points and brought down five rebounds at Oklahoma State ... Tallied eight points and three assists at Wake Forest.

Year	GP-GS	Min-Avg.	FGM-FGA-Pct.	3FG-FGA-Pct.	FTM-FTA-Pct.	Off.-Def.	Reb-Avg.	A-TO	Blk	Stl	TP-Avg.
07-08	26-2	321-12.3	37-104-.356	10-47-.213	6-11-.545	14-23	37-1.4	12-22	2	9	90-3.5
08-09	34-24	702-20.6	55-152-.362	23-69-.333	24-30-.800	15-48	63-1.9	38-36	4	19	157-4.6
09-10	33-33	1155-35.0	174-398-.437	35-120-.292	117-155-.755	33-81	114-3.5	63-57	8	25	500-15.2
10-11	9-8	289-32.1	35-82-.427	4-18-.222	20-28-.714	10-18	28-3.1	13-24	0	8	94-10.4
11-12	15-15	450-30.0	57-142-.401	12-50-.240	47-54-.870	14-30	44-2.9	28-29	2	11	173-11.5
Career	117-82	2917-24.9	358-878-.408	84-304-.276	214-278-.770	86-200	286-2.4	154-168	16	72	1014-8.7

ERICK GREEN

JUNIOR • GUARD • 6-4 • 185
WINCHESTER, VA. • PAUL VI

#11



SEASON STATISTICS

Opponent	Min	FG-A-%	3FG-A-%	FTA-%	O-D-T	A	TO	Blk	Stl	Pts
EAST TENNESSEE ST.	--Did Not Play--									
MONMOUTH#	23	3-6-.500	2-2-1.000	3-3-1.000	0-2-2	5	2	1	1	11
FIU#	25	5-7-.714	2-3-.666	0-0-0.000	2-0-2	0	2	0	0	12
vs. Syracuse^	36	5-10-.500	4-7-.571	0-0-0.000	0-5-5	2	1	0	3	14
vs. Oklahoma State^	39	6-12-.500	1-1-1.000	5-7-.714	0-1-1	1	2	0	1	18
ST. BONAVENTURE	33	5-11-.455	2-5-.400	7-8-.875	0-3-3	4	2	0	2	19
at Minnesota%	38	9-18-.500	4-8-.500	3-3-1.000	1-3-4	4	0	1	1	25
KANSAS STATE	36	4-17-.235	0-3-.000	6-8-.167	3-4-7	3	3	0	1	14
at Rhode Island	33	10-14-.714	2-5-.400	2-3-.667	1-1-2	1	1	0	3	24
NORFOLK STATE	36	4-10-.400	1-1-1.000	3-3-1.000	0-4-4	1	1	0	3	12
CAMPBELL	29	3-4-.750	0-1-.000	6-6-1.000	1-1-2	6	1	0	2	12
NORTH FLORIDA	34	5-8-.625	0-1-.000	2-2-1.000	0-1-1	8	2	0	2	12
EASTERN MICHIGAN	23	4-6-.667	0-2-.000	4-5-.800	0-3-3	4	3	0	0	12
at Oklahoma State	37	6-17-.353	1-5-.200	3-3-1.000	2-5-7	3	4	0	1	16
at Wake Forest*	37	9-18-.500	1-4-.250	0-0-0.000	1-6-7	6	3	1	2	19
FLORIDA STATE*										
at Boston College*										
NORTH CAROLINA*										
at Virginia*										
BYU										
at Maryland*										
DUKE*										
CLEMSON*										
at Miami*										
BOSTON COLLEGE*										
at Florida State*										
GEORGIA TECH*										
VIRGINIA*										
at Duke*										
at Clemson*										
NC STATE*										

*- ACC games; # - NIT Season Tip-Off (Blacksburg, Va.); ^- NIT Season Tip-Off (New York, N.Y.) % - Big 10/ACC Challenge

2011-2012 NOTES

Missed season opener due to an Achilles strain ... Has scored 11-plus points in every games this season ... Scored 11 points and had five assists in 2011-12 debut ... Scored 12 points and added two rebounds against FIU ... Tallied 14 points and grabbed five rebounds against No. 5 Syracuse ... Tallied 18 points against Oklahoma State ... Went 7-of-8 from the line enroute to a 19-point performance against St. Bonaventure ... Set a new career high with 25 points at Minnesota ... Put up 14 points while grabbing a career-best seven boards versus Kansas State ... Dropped a near career-high 24 points off the bench at Rhode Island ... Scored 12 points, adding four boards and three steals against Norfolk State ... Went 6-for-6 from the free throw line en route to a 12-point and six assists effort against Campbell ... Matched his career high with eight assists, while also adding 12 points against North Florida ... Scored 12 points for the fourthstraight game, also contributing four assists ... Dropped 16 points and brought down seven rebounds at Oklahoma State ... Led the team with 19 points, seven boards and six assists in the ACC opener at Wake Forest.

SEASON/CAREER GAME HIGHS

POINTS

Season	25 at Minnesota (11/30/11)
Career	25 at Minnesota (11/30/11)
ACC	24 at Maryland (1/20/10)

MINUTES PLAYED

Season	39 vs Oklahoma State (11/25/11)
Career	42 vs SBU (12/23/10), vs WSU (3/20/11)
ACC	40 vs Boston College (3/1/11)

FIELD GOALS MADE

Season	10 at Rhode Island (12/7/11)
Career	12 at Maryland (1/20/10)
ACC	12 at Maryland (1/20/10)

FIELD GOAL ATTEMPTS

Season	18 at Minn. (11/30/11), at WF (1/7/12)
Career	18 at Minn. (11/30/11), at WF (1/7/12)
ACC	18 at Wake Forest (1/7/12)

3-PT FIELD GOALS MADE

Season	4 vs #5 Syracuse (11/23), at Minn. (11/30)
Career	4 vs #5 Syracuse (11/23), at Minn. (11/30)
ACC	3 vs Georgia Tech (2/13/11)

3-PT FIELD GOAL ATTEMPTS

Season	8 at Minnesota (11/30/11)
Career	8 at Minnesota (11/30/11)
ACC	6, 3x-last vs Duke (3/12/11)

FREE THROWS MADE

Season	7 vs St. Bonaventure (11/27/11)
Career	8 vs Clemson (2/6/10), vs FSU (1/8/11)
ACC	8 vs Clemson (2/6/10), vs FSU (1/8/11)

FREE THROW ATTEMPTS

Season	8 vs K-State (12/4), vs SBU (11/27)
Career	8, 5x-last vs Kansas State (12/4/11)
ACC	8, 3x-last at NC State (2/2/11)

REBOUNDS

Season	7, 3x, last at Wake Forest (1/7/12)
Career	7, 3x, last at Wake Forest (1/7/12)
ACC	7 at Wake Forest (1/7/12)

ASSISTS

Season	8 vs North Florida (12/19/11)
Career	8, Twice, last vs North Florida (12/19/11)
ACC	6, 3x, last at Wake Forest (1/7/12)

BLOCKS

Season	1, 3x, last at Wake Forest (1/7/12)
Career	2 vs VMI (12/9/09), at NC State (2/2/11)
ACC	2 at NC State (2/2/11)

STEALS

Season	3, 3x last vs Norfolk State (12/11/11)
Career	5 vs UNCG (11/21/10), vs SBU (12/23/10)
ACC	4, 3x-last at Clemson (3/5/11)



CAREER STATISTICS

Year	GP-GS	Min-Avg.	FGM-FGA-Pct.	3FG-FGA-Pct.	FTM-FTA-Pct.	Off-Def.	Reb-Avg.	A-TO	Blk	Stl	TP-Avg.
09-10	34-1	427-12.6	29-99-.293	11-40-.275	19-28-.679	7-24	31-0.9	31-25	7	17	88-2.6
10-11	32-26	988-30.9	132-319-.414	26-105-.248	80-103-.777	19-54	73-2.3	86-38	9	56	370-11.6
11-12	14-13	459-32.8	78-158-.494	20-48-.417	44-51-.863	11-39	50-3.6	48-27	3	22	220-15.7
Career	80-40	1874-23.4	239-576-.415	57-193-.295	143-182-.786	37-117	154-1.9	165-90	19	95	678-8.5

CADARIAN RAINES

R-SOPHOMORE • FORWARD • 6-9 • 238
PETERSBURG, VA. • PETERSBURG

#4



SEASON STATISTICS

Opponent	Min	FG-A-%	3FG-A-%	FT-A-%	O-D-T	A	TO	Blk	Stl	Pts
EAST TENNESSEE ST.	14	0-2-.000	0-0-.000	0-0-.000	0-2-2	0	0	1	0	0
MONMOUTH#	14	2-4-.500	0-0-.000	1-5-.200	3-3-6	2	0	2	2	6
FIU#	13	1-3-.333	0-0-.000	0-0-.000	0-1-1	1	1	0	0	2
vs. Syracuse^	16	1-2-.500	0-0-.000	1-1-1.000	1-0-1	0	0	0	1	3
vs. Oklahoma State ^	12	1-3-.333	0-0-.000	1-2-.500	4-5-9	1	0	3	1	3
ST. BONAVENTURE	8	2-2-1.000	0-0-.000	2-2-1.000	0-4-4	0	1	1	0	6
at Minnesota%	7	0-1-.000	0-0-.000	0-0-.000	1-0-1	0	1	0	1	0
KANSAS STATE	15	3-6-.500	0-0-.000	0-0-.000	3-2-5	0	2	2	1	6
at Rhode Island	25	6-8-.750	0-0-.000	0-0-.000	1-3-4	1	1	0	3	12
NORFOLK STATE	23	5-7-.714	0-0-.000	0-1-.000	6-1-7	2	1	1	0	10
CAMPBELL	17	2-4-.500	0-0-.000	1-2-.500	1-2-3	1	1	0	1	5
NORTH FLORIDA	18	2-6-.333	0-0-.000	0-2-.000	4-7-11	0	1	3	0	4
EASTERN MICHIGAN	16	3-4-.750	0-0-.000	4-4-1.000	2-2-4	1	1	0	0	10
at Oklahoma State	18	2-4-.500	0-0-.000	0-0-.000	2-2-4	0	4	1	0	4
at Wake Forest*	12	0-2-.000	0-0-.000	0-0-.000	1-1-2	0	0	1	1	0
FLORIDA STATE*										
at Boston College*										
NORTH CAROLINA*										
at Virginia*										
BYU										
at Maryland*										
DUKE*										
CLEMSON*										
at Miami*										
BOSTON COLLEGE*										
at Florida State*										
GEORGIA TECH*										
VIRGINIA*										
at Duke*										
at Clemson*										
NC STATE*										

*- ACC games; # - NIT Season Tip-Off (Blacksburg, Va.); ^ - NIT Season Tip-Off (New York, N.Y.); % - Big 10/ACC Challenge

SEASON/CAREER GAME HIGHS

POINTS

Season	12 at Rhode Island (12/7/11)
Career	12 at Rhode Island (12/7/11)
ACC	2, three times, last at Duke (2/21/10)

MINUTES PLAYED

Season	25 at Rhode Island (12/7/11)
Career	25 at Rhode Island (12/7/11)
ACC	20 vs Wake Forest (2/16/10)

FIELD GOALS MADE

Season	6 at Rhode Island (12/7/11)
Career	6 at Rhode Island (12/7/11)
ACC	1 vs UNC (2/4/10), at Duke (2/21/10)

FIELD GOAL ATTEMPTS

Season	8 at Rhode Island (12/7/11)
Career	9 vs UMBC (12/22/09)
ACC	3 vs Wake Forest (2/16/10), at Duke (2/21/10)

3-PT FIELD GOALS MADE

Season	N/A
Career	N/A
ACC	N/A

3-PT FIELD GOAL ATTEMPTS

Season	N/A
Career	N/A
ACC	N/A

FREE THROWS MADE

Season	4 vs Eastern Michigan (12/22/11)
Career	4 vs Eastern Michigan (12/22/11)
ACC	2 vs Wake Forest (2/16/10)

FREE THROW ATTEMPTS

Season	5 vs Monmouth (11/14/11)
Career	5, Twice, last vs. Monmouth (11/14/11)
ACC	4 vs Wake Forest (2/16/10)

REBOUNDS

Season	11 vs North Florida (12/19/11)
Career	11 vs North Florida (12/19/11)
ACC	4 vs Wake Forest (2/16/10)

ASSISTS

Season	2 vs Monmouth (11/14), Norfolk St. (12/11)
Career	2 vs Monmouth (11/14), Norfolk St. (12/11)
ACC	1 at NC State (2/10/10)

BLOCKS

Season	3 vs OSU (11/25), vs N. Florida (12/19)
Career	5 vs UMBC (12/22/09)
ACC	1, 7x, last at Wake Forest (1/7/12)

STEALS

Season	3 at Rhode Island (12/7/11)
Career	3 at Rhode Island (12/7/11)
ACC	1, 4x, last at Wake Forest (1/7/12)



2011-2012 NOTES

Saw 14 minutes of action in the season opener against East Tennessee State ... Tallied six points and six rebounds against Monmouth ... Scored three points against No. 5 Syracuse ... Brought down a career-high nine rebounds and added a season-best three blocks against Oklahoma State ... Didn't miss a shot as he scored six points and grabbed four rebounds in eight minutes of play against St. Bonaventure ... Matched his then-season best for the third time with six points against Kansas State, also adding five boards ... Scored a career-high 12 points, while adding a career-best three steals on defense at Rhode Island ... Scored 10 points and grabbed seven rebounds against Norfolk State ... Tallied five points and three rebounds against Campbell ... Brought down a career-best 11 rebounds while adding three blocks and four points against North Florida ... Was a perfect 4-for-4 from the free throw line en route to a 10-point, four-rebound performance against Eastern Michigan ... Grabbed four boards and scored four points at Oklahoma State.


CAREER STATISTICS

Year	GP-GS	Min-Avg.	FGM-FGA-Pct.	3FG-FGA-Pct.	FTM-FTA-Pct.	Off.-Def.	Reb-Avg.	A-TO	Blk	Stl	TP-Avg.
09-10	21-0	165-7.9	12-34-.353	0-0-.000	7-14-.500	20-17	37-1.8	3-6	16	4	31-1.5
10-11	4-0	21-5.3	1-4-.250	0-0-.000	0-0-.000	1-1	2-0.5	0-0	1	0	2-0.5
11-12	15-0	228-15.2	30-58-.517	0-0-.000	10-19-.526	29-35	64-4.3	9-14	15	14	70-4.7
Career	40-0	414-10.4	43-96-.448	0-0-.000	17-33-.515	50-53	103-2.6	12-20	32	18	103-2.6

JARELL EDDIE

SOPHOMORE • FORWARD • 6-7 • 209
CHARLOTTE, N.C. • THE CANNON SCHOOL

#31



SEASON STATISTICS

Opponent	Min	FG-A-%	3FG-A-%	FT-A-%	O-D-T	A	TO	Blk	Stl	Pts
EAST TENNESSEE ST.	20	3-7-.429	1-3-.333	1-1-1.000	0-2-2	1	1	1	0	8
MONMOUTH#	18	4-4-1.000	3-3-1.000	2-2-1.000	0-3-3	2	1	0	1	13
FIU#	20	0-3-.000	0-1-.000	0-0-.000	0-5-5	2	2	0	1	0
vs. Syracuse^	35	6-14-.429	2-6-.333	3-4-.750	0-4-4	5	0	2	0	17
vs. Oklahoma State^	17	0-4-.000	0-3-.000	4-4-1.000	1-6-7	1	1	0	0	4
ST. BONAVENTURE	30	3-5-.600	2-3-.666	3-4-.750	0-4-4	1	1	1	2	11
at Minnesota%	34	1-5-.200	0-2-.000	2-2-1.000	2-1-3	0	3	0	0	4
KANSAS STATE	27	1-5-.200	0-0-.000	2-2-1.00	0-5-5	0	2	0	0	4
at Rhode Island	23	5-6-.833	3-3-1.000	2-2-1.000	1-5-6	2	0	1	1	15
NORFOLK STATE	33	6-9-.667	5-6-.833	7-7-1.000	0-7-7	1	2	0	1	24
CAMPBELL	26	5-7-.714	1-2-.500	0-0-.000	0-8-8	1	0	0	1	11
NORTH FLORIDA	19	3-6-.500	2-4-.500	0-0-.000	0-4-4	0	1	1	0	8
EASTERN MICHIGAN	24	2-3-.667	1-2-.500	1-2-.500	1-6-7	1	1	0	1	6
at Oklahoma State	25	4-9-.444	1-2-.500	0-0-.000	1-6-7	0	0	0	0	9
at Wake Forest*	18	4-7-.571	4-6-.667	0-0-.000	1-2-3	0	4	1	0	12
FLORIDA STATE*										
at Boston College*										
NORTH CAROLINA*										
at Virginia*										
BYU										
at Maryland*										
DUKE*										
CLEMSON*										
at Miami*										
BOSTON COLLEGE*										
at Florida State*										
GEORGIA TECH*										
VIRGINIA*										
at Duke*										
at Clemson*										
NC STATE*										

*- ACC games; # - NIT Season Tip-Off (Blacksburg, Va.); ^- NIT Season Tip-Off (New York, N.Y.); % - Big 10/ACC Challenge

2011-2012 NOTES

Scored eight points in first career start against East Tennessee State ... Didn't miss a shot as he dropped 13 points and went 3-for-3 from three-point range against Monmouth ... Grabbed five rebounds and also had two assists against FIU ... Tallied 17 points and dished out a career-best five assists against No. 5 Syracuse ... Brought down seven boards against Oklahoma State ... Scored 11 points and grabbed four boards against St. Bonaventure ... Brought down five rebounds against Kansas State ... Missed just one shot and went 3-for-3 from 3-point range, while adding six boards at Rhode Island ... Scored a career-high 24 points, while also adding seven rebounds against Norfolk State ... Put up 11 points and eight rebounds against Campbell ... Tallied eight points and four rebounds against North Florida ... Brought down seven boards and scored six points against Eastern Michigan ... Scored nine points and grabbed seven boards at Oklahoma State ... Scored 12 points in the ACC opener at Wake Forest.

SEASON/CAREER GAME HIGHS

POINTS

Season	24 vs Norfolk State (12/11/11)
Career	24 vs Norfolk State (12/11/11)
ACC	17 at Wake Forest (2/22/11)

MINUTES PLAYED

Season	35 vs #5 Syracuse (11/23/11)
Career	35 vs #5 Syracuse (11/23/11)
ACC	24 at Wake Forest (2/22/11)

FIELD GOALS MADE

Season	6 vs #5 Syracuse (11/23), NSU (12/11)
Career	6, 3x, last vs Norfolk State (12/11/11)
ACC	6 at Wake Forest (2/22/11)

FIELD GOAL ATTEMPTS

Season	14 vs #5 Syracuse (11/23/11)
Career	14 vs #5 Syracuse (11/23/11)
ACC	7 at Wake Forest (1/7/12)

3-PT FIELD GOALS MADE

Season	5 vs Norfolk State (12/11/11)
Career	5 vs Norfolk State (12/11/11)
ACC	4 at Wake Forest (1/7/12)

3-PT FIELD GOAL ATTEMPTS

Season	6, 3x, last at Wake Forest (1/7/12)
Career	6, 3x, last at Wake Forest (1/7/12)
ACC	6 at Wake Forest (1/7/12)

FREE THROWS MADE

Season	7 vs Norfolk State (12/11/11)
Career	7 vs Norfolk State (12/11/11)
ACC	4 vs Wake Forest (1/15/11)

FREE THROW ATTEMPTS

Season	7 vs Norfolk State (12/11/11)
Career	7 vs Norfolk State (12/11/11)
ACC	6 vs Wake Forest (1/15/11)

REBOUNDS

Season	8 vs Campbell (12/17/11)
Career	9 at Wake Forest (2/22/11)
ACC	9 at Wake Forest (2/22/11)

ASSISTS

Season	5 vs #5 Syracuse (11/23/11)
Career	5 vs #5 Syracuse (11/23/11)
ACC	2 vs Wake Forest (1/15/11)

BLOCKS

Season	2 vs #5 Syracuse (11/23/11)
Career	3 at Kansas State (11/16/10)
ACC	1, 4x, last at Wake Forest (1/7/12)

STEALS

Season	2 vs St. Bonaventure (11/27/11)
Career	2 vs St. Bonaventure (11/27/11)
ACC	1 vs WF (1/15/11), at WF (2/22/11)




CAREER STATISTICS

Year	GP-GS	Min-Avg.	FGM-FGA-Pct.	3FG-FGA-Pct.	FTM-FTA-Pct.	Off-Def.	Reb-Avg.	A-TO	Blk	Stl	TP-Avg.
10-11	27-0	295-10.9	25-68-.368	7-32-.819	22-32-.688	18-41	59-2.2	13-17	9	4	79-2.9
11-12	15-15	369-24.6	47-94-.500	25-46-.543	27-30-.900	7-68	75-5.0	17-19	7	8	146-9.7
Career	42-15	664-15.8	72-162-.444	32-78-.410	49-62-.790	25-109	134-3.2	30-36	16	12	225-5.4

ROBERT BROWN

FRESHMAN • GUARD • 6-5 • 190
CLERMONT, FLA. • HARGRAVE MIL. ACAD.

#1



SEASON STATISTICS

Opponent	Min	FG-A-%	3FG-A-%	FT-A-%	O-D-T	A	TO	Blk	Stl	Pts
EAST TENNESSEE ST.	26	3-7-.429	3-7-.429	3-4-.750	0-3-3	0	0	1	1	12
MONMOUTH#	30	5-11-.454	3-6-.500	6-6-1.000	0-1-1	3	3	0	1	19
FIU#	21	1-6-.167	0-4-.000	0-0-.000	0-2-2	3	3	1	0	2
vs. Syracuse^	17	1-4-.250	1-2-.500	0-0-.000	0-1-1	3	2	0	0	3
vs. Oklahoma State^	24	3-7-.429	1-3-.333	1-4-.250	0-1-1	1	1	0	2	8
ST. BONAVENTURE	14	1-2-.500	1-1-1.000	2-2-1.000	1-1-2	4	1	1	0	5
at Minnesota%	25	5-10-.500	3-3-1.000	0-0-.000	0-1-1	3	2	0	2	13
KANSAS STATE	31	6-17-.353	2-10-.200	1-2-.500	1-2-3	1	1	1	2	15
at Rhode Island	19	1-5-.200	0-3-.000	0-0-.000	0-1-1	3	1	0	1	2
NORFOLK STATE	14	1-5-.200	1-4-.250	2-2-1.000	1-4-5	1	0	1	0	5
CAMPBELL	16	1-3-.333	0-1-.000	3-4-.750	0-1-1	3	0	1	0	5
NORTH FLORIDA	22	6-10-.600	2-4-.500	0-0-.000	1-2-3	1	1	0	2	14
EASTERN MICHIGAN	17	3-6-.500	3-6-.500	0-0-.000	0-0-0	0	0	0	0	9
at Oklahoma State	19	4-9-.444	0-3-.000	0-1-.000	1-3-4	1	1	0	0	8
at Wake Forest*	23	2-6-.333	1-5-.200	1-2-.500	0-0-0	1	0	0	1	6
FLORIDA STATE*										
at Boston College*										
NORTH CAROLINA*										
at Virginia*										
BYU										
at Maryland*										
DUKE*										
CLEMSON*										
at Miami*										
BOSTON COLLEGE*										
at Florida State*										
GEORGIA TECH*										
VIRGINIA*										
at Duke*										
at Clemson*										
NC STATE*										

*- ACC games; # - NIT Season Tip-Off (Blacksburg, Va.); ^- NIT Season Tip-Off (New York, N.Y.); % - Big 10/ACC Challenge

2011-2012 NOTES

Scored 12 points off the bench in debut against East Tennessee State ... Went 6-for-6 from the free throw line and led the team with 19 points off the bench ... Dished out three assists against FIU ... Contributed eight points and two steals against Oklahoma State ... Tallied five points, and four assists against St. Bonaventure ... Went 3-for-3 from 3-point range to score 13 points, while adding three assists at Minnesota ... Scored 15 points and grabbed three rebounds against Kansas State ... Tallied five points and five rebounds against Norfolk State ... Posted five points and three assists against Campbell ... Dropped 14 points and added three rebounds against North Florida ... Scored nine points against Eastern Michigan ... Scored eight points and grabbed four rebounds at Oklahoma State ... Scored six points at Wake Forest.

SEASON/CAREER GAME HIGHS

POINTS

Season	19 vs Monmouth (11/14/11)
Career	19 vs Monmouth (11/14/11)
ACC	6 at Wake Forest (1/7/12)

MINUTES PLAYED

Season	31 vs Kansas State(12/4/11)
Career	31 vs Kansas State (12/4/11)
ACC	23 at Wake Forest (1/7/12)

FIELD GOALS MADE

Season	6 vs K-State (12/4), vs N. Florida (12/19)
Career	6 vs K-State (12/4), vs N. Florida (12/19)
ACC	2 at Wake Forest (1/7/12)

FIELD GOAL ATTEMPTS

Season	17 vs Kansas State (12/4/11)
Career	17 vs Kansas State (12/4/11)
ACC	6 at Wake Forest (1/7/12)

3-PT FIELD GOALS MADE

Season	3, 4x, last vs Eastern Michigan (12/22/11)
Career	3, 4x, last vs Eastern Michigan (12/22/11)
ACC	1 at Wake Forest (1/7/12)

3-PT FIELD GOAL ATTEMPTS

Season	10 vs Kansas State (12/4/11)
Career	10 vs Kansas State (12/4/11)
ACC	5 at Wake Forest (1/7/12)

FREE THROWS MADE

Season	6 vs Monmouth (11/14/11)
Career	6 vs Monmouth (11/14/11)
ACC	1 at Wake Forest (1/7/12)

FREE THROW ATTEMPTS

Season	6 vs Monmouth (11/14/11)
Career	6 vs Monmouth (11/14/11)
ACC	2 at Wake Forest (1/7/12)

REBOUNDS

Season	5 vs Norfolk State (12/11/11)
Career	5 vs Norfolk State (12/11/11)
ACC	N/A

ASSISTS

Season	4 vs St. Bonaventure (11/27/11)
Career	4 vs St. Bonaventure (11/27/11)
ACC	1 at Wake Forest (1/7/12)

BLOCKS

Season	1, 6x, last vs Campbell (12/17/11)
Career	1, 6x, last vs Campbell (12/17/11)
ACC	N/A

STEALS

Season	2, 4x, last vs North Florida (12/19/11)
Career	2, 4x, last vs North Florida (12/19/11)
ACC	1 at Wake Forest (1/7/12)



CAREER STATISTICS

Year	GP-GS	Min-Avg.	FGM-FGA-Pct.	3FG-FGA-Pct.	FTM-FTA-Pct.	Off.-Def.	Reb-Avg.	A-TO	Blk	Stl	TP-Avg.
11-12	15-0	318-21.2	43-108-.398	21-62-.339	19-27-.704	5-23	28-1.9	28-16	6	12	126-8.4

DORIAN FINNEY-SMITH

FRESHMAN • FORWARD • 6-8 • 192
PORTSMOUTH, VA. • I.C. NORCOM

#15



SEASON STATISTICS

Opponent	Min	FG-A-%	3FG-A-%	FT-A-%	O-D-T	A	TO	Blk	Stl	Pts
EAST TENNESSEE ST.	36	2-7-.286	0-2-.000	6-8-.750	4-12-16	5	2	4	0	10
MONMOUTH#	22	0-2-.000	0-0-.000	1-4-.250	2-5-7	3	3	0	0	1
FIU#	34	5-10-.500	2-4-.500	2-2-1.000	3-7-10	5	1	0	2	14
vs. Syracuse^	28	1-3-.333	0-1-.000	0-0-.000	2-5-7	3	4	1	0	2
vs. Oklahoma State^	38	2-8-.250	2-4-.500	4-8-.500	8-6-14	1	2	0	0	10
ST. BONAVENTURE	35	4-7-.571	1-2-.500	2-4-.500	5-3-8	3	1	2	0	11
at Minnesota%	32	1-5-.200	1-3-.333	0-0-.000	1-5-6	1	1	1	1	3
KANSAS STATE	25	3-7-.429	0-0-.000	0-1-.000	2-5-7	1	1	0	1	6
at Rhode Island	35	4-11-.364	2-3-.667	1-2-.500	2-4-6	3	4	3	0	11
NORFOLK STATE	33	3-9-.333	0-2-.000	0-1-.000	3-2-5	2	3	1	0	6
CAMPBELL	30	2-6-.333	2-3-.667	4-6-.667	1-3-4	2	1	1	0	10
NORTH FLORIDA	28	3-5-.600	2-2-1.000	6-6-1.000	4-3-7	4	2	0	2	14
EASTERN MICHIGAN	31	1-6-.167	0-2-.000	4-6-.667	4-4-8	4	2	1	2	6
at Oklahoma State	28	1-5-.200	0-2-.000	0-0-.000	5-5-10	1	4	0	1	2
at Wake Forest*	33	0-1-.000	0-0-.000	0-0-.000	1-6-7	0	0	0	2	0
FLORIDA STATE*										
at Boston College*										
NORTH CAROLINA*										
at Virginia*										
BYU										
at Maryland*										
DUKE*										
CLEMSON*										
at Miami*										
BOSTON COLLEGE*										
at Florida State*										
GEORGIA TECH*										
VIRGINIA*										
at Duke*										
at Clemson*										
NC STATE*										

*- ACC games; # - NIT Season Tip-Off (Blacksburg, Va.); ^- NIT Season Tip-Off (New York, N.Y.); % - Big 10/ACC Challenge

SEASON/CAREER GAME HIGHS

POINTS

Season	14 vs FIU (11/15), vs N. Florida (12/19)
Career	14 vs FIU (11/15), vs N. Florida (12/19)
ACC	N/A

MINUTES PLAYED

Season	38 vs Oklahoma State (11/25/11)
Career	38 vs Oklahoma State (11/25/11)
ACC	33 at Wake Forest (1/7/12)

FIELD GOALS MADE

Season	5 vs FIU (11/15/11)
Career	5 vs FIU (11/15/11)
ACC	N/A

FIELD GOAL ATTEMPTS

Season	11 at Rhode Island (12/7/11)
Career	11 at Rhode Island (12/7/11)
ACC	1 at Wake Forest (1/7/12)

3-PT FIELD GOALS MADE

Season	2, 5x, last vs North Florida (12/19/11)
Career	2, 5x, last vs North Florida (12/19/11)
ACC	N/A

3-PT FIELD GOAL ATTEMPTS

Season	4 vs FIU (11/15), vs OSU (11/25)
Career	4 vs FIU (11/15), vs OSU (11/25)
ACC	N/A

FREE THROWS MADE

Season	6 vs ETSU (11/12), vs N. Florida (12/19)
Career	6 vs ETSU (11/12), vs N. Florida (12/19)
ACC	N/A

FREE THROW ATTEMPTS

Season	8 vs ETSU (11/12), vs OSU (11/25)
Career	8 vs ETSU (11/12), vs OSU (11/25)
ACC	N/A

REBOUNDS

Season	16 vs ETSU (11/12/11)
Career	16 vs ETSU (11/12/11)
ACC	7 at Wake Forest (1/7/12)

ASSISTS

Season	5 vs ETSU (11/12), vs FIU (11/15)
Career	5 vs ETSU (11/12), vs FIU (11/15)
ACC	N/A

BLOCKS

Season	4 vs ETSU (11/12/11)
Career	4 vs ETSU (11/12/11)
ACC	N/A

STEALS

Season	2, 4x, last at Wake Forest (1/7/12)
Career	2, 4x, at Wake Forest (1/7/12)
ACC	2 at Wake Forest (1/7/12)



2011-2012 NOTES

Grabbed 16 boards and scored 10 points to become the first freshman to tally a double-double in his debut since Jeff Allen did so in 2007 ... Brought down seven boards against Monmouth ... Posted second career double-double with 14 points and 10 rebounds against FIU ... Earned third career double-double, scoring 10 points and grabbing 14 rebounds against Oklahoma State ... Put up 11 points and added eight boards and three assists against St. Bonaventure ... Grabbed six boards at Minnesota ... Tallied six points and seven rebounds against Kansas State ... Scored 11 points and added six boards at Rhode Island ... Added six points and five rebounds for the Hokies against Norfolk State ... Scored ten points and added four rebounds against Campbell ... Went 6-for-6 from the free throw line en route to a 14-point, seven-rebound performance against North Florida ... Brought down eight boards and added six points against Eastern Michigan ... Grabbed 10 rebounds at Oklahoma State ... Brought down seven rebounds in the ACC opener at Wake Forest.

CAREER STATISTICS

Year	GP-GS	Min-Avg.	FGM-FGA-Pct.	3FG-FGA-Pct.	FTM-FTA-Pct.	Off.-Def.	Reb-Avg.	A-TO	Blk	Stl	TP-Avg.
11-12	15-15	468-31.2	32-92-.348	12-30-.400	30-48-.625	47-75	122-8.1	38-31	14	11	106-7.1

C.J. BARKSDALE

FRESHMAN • FORWARD • 6-8 • 232
DANVILLE, VA. • HARGRAVE MIL. ACAD.

#42



SEASON STATISTICS

Opponent	Min	FG-A-%	3FG-A-%	FT-A-%	O-D-T	A	TO	Blk	Stl	Pts
EAST TENNESSEE ST.	18	2-6-.333	0-0-.000	1-4-.250	3-4-7	0	0	0	0	5
MONMOUTH#	20	0-1-.000	0-0-.000	0-0-.000	2-4-6	0	0	0	0	0
FIU#	8	1-1-1.000	0-0-.000	0-0-.000	0-0-0	0	1	1	0	2
vs. Syracuse^	1	0-0-.000	0-0-.000	0-0-.000	1-0-1	0	1	0	0	0
vs. Oklahoma State^	9	1-1-1.000	0-0-.000	1-1-1.000	1-0-1	0	0	1	0	3
ST. BONAVENTURE	8	0-1-.000	0-0-.000	0-0-.000	0-2-2	0	0	1	0	0
at Minnesota%	3	0-0-.000	0-0-.000	0-0-.000	0-0-0	0	0	0	0	0
KANSAS STATE	17	1-1-1.000	0-0-.000	4-4-1.000	2-2-4	0	2	1	1	6
at Rhode Island	17	2-3-.667	0-0-.000	2-2-1.000	3-4-7	2	2	0	0	6
NORFOLK STATE	8	1-2-.500	0-0-.000	1-2-.500	2-1-3	0	0	0	0	3
CAMPBELL	15	3-3-1.000	0-0-.000	2-2-1.000	1-1-2	0	0	1	0	8
NORTH FLORIDA	16	3-3-1.000	0-0-.000	2-2-1.000	0-2-2	0	2	0	2	8
EASTERN MICHIGAN	18	3-7-.429	0-0-.000	0-0-.000	6-4-10	2	1	0	1	6
at Oklahoma State	12	0-1-.000	0-0-.000	2-2-1.000	1-2-3	0	0	0	0	2
at Wake Forest*	7	0-1-.000	0-0-.000	0-0-.000	0-1-1	0	0	0	0	0
FLORIDA STATE*										
at Boston College*										
NORTH CAROLINA*										
at Virginia*										
BYU										
at Maryland*										
DUKE*										
CLEMSON*										
at Miami*										
BOSTON COLLEGE*										
at Florida State*										
GEORGIA TECH*										
VIRGINIA*										
at Duke*										
at Clemson*										
NC STATE*										

*- ACC games; # - NIT Season Tip-Off (Blacksburg, Va.); ^- NIT Season Tip-Off (New York, N.Y.); % - Big 10/ACC Challenge

2011-2012 NOTES

Scored five points and grabbed seven boards in the season opener versus East Tennessee State ... Brought down six boards against Monmouth ... Scored three points in nine minutes of action against Oklahoma State ... Didn't miss a shot, going 4-for-4 from the free throw line to score six points, while also adding four rebounds ... Tallied three points and three rebounds against Norfolk State ... Scored eight points, never missing a shot, against Campbell ... Did not miss a shot for the second straight game, matching his season-best with eight points against North Florida ... Grabbed a career-high 10 boards and added six points against Eastern Michigan ... Grabbed three rebounds and scored two points at Oklahoma State.

SEASON/CAREER GAME HIGHS

POINTS

Season 8 vs Campbell (12/17), vs N. Florida (12/19)
Career 8 vs Campbell (12/17), vs N. Florida (12/19)
ACC N/A

MINUTES PLAYED

Season 20 vs Monmouth (11/14/11)
Career 20 vs Monmouth (11/14/11)
ACC 7 at Wake Forest (1/7/12)

FIELD GOALS MADE

Season 3, 3x, last vs Eastern Michigan (12/22/11)
Career 3, 3x, last vs Eastern Michigan (12/22/11)
ACC N/A

FIELD GOAL ATTEMPTS

Season 7 vs Eastern Michigan (12/22/11)
Career 7 vs Eastern Michigan (12/22/11)
ACC 1 at Wake Forest (1/7/12)

3-PT FIELD GOALS MADE

Season N/A
Career N/A
ACC N/A

3-PT FIELD GOAL ATTEMPTS

Season N/A
Career N/A
ACC N/A

FREE THROWS MADE

Season 4 vs Kansas State (12/4/11)
Career 4 vs Kansas State (12/4/11)
ACC N/A

FREE THROW ATTEMPTS

Season 4 vs ETSU (11/12), vs K-State (12/4)
Career 4 vs ETSU (11/12), vs K-State (12/4)
ACC N/A

REBOUNDS

Season 10 vs Eastern Michigan (12/22/11)
Career 10 vs Eastern Michigan (12/22/11)
ACC 1 at Wake Forest (1/7/12)

ASSISTS

Season 2 at URI (12/7), vs EMU (12/22)
Career 2 at URI (12/7), vs EMU (12/22)
ACC N/A

BLOCKS

Season 1, 5x, last vs Campbell (12/17/11)
Career 1, 5x, last vs Campbell (12/17/11)
ACC N/A

STEALS

Season 2 vs North Florida (12/19/11)
Career 2 vs North Florida (12/19/11)
ACC N/A



CAREER STATISTICS

Year	GP-GS	Min-Avg.	FGM-FGA-Pct.	3FG-FGA-Pct.	FTM-FTA-Pct.	Off.-Def.	Reb-Avg.	A-TO	Blk	Stl	TP-Avg.
11-12	15-0	177-11.8	17-31-.548	0-0-.000	15-19-.789	22-27	49-3.3	5-9	5	4	49-3.3

MARQUIS RANKIN

FRESHMAN • GUARD • 6-1 • 165
CHARLOTTE, N.C. • HARGRAVE MIL. ACAD.

#10



SEASON STATISTICS

Opponent	Min	FG-A-%	3FG-A-%	FT-A-%	O-D-T	A	TO	Blk	Stl	Pts
EAST TENNESSEE ST.	--Did Not Play --									
MONMOUTH#	--Did Not Play --									
FIU#	--Did Not Play --									
vs. Syracuse^	--Did Not Play --									
vs. Oklahoma State^	--Did Not Play --									
ST. BONAVENTURE	--Did Not Play --									
at Minnesota%	--Did Not Play --									
KANSAS STATE	7	1-1-1.000	0-0-0.000	0-2-0.000	1-0-1	1	1	0	0	2
at Rhode Island	12	0-0-0.000	0-0-0.000	0-0-0.000	0-0-0	1	1	0	0	0
NORFOLK STATE	7	0-2-0.000	0-0-0.000	0-0-0.000	1-0-1	2	1	0	0	0
CAMPBELL	14	2-4-500	0-1-0.000	0-0-0.000	0-0-0	1	0	0	1	4
NORTH FLORIDA	16	0-3-0.000	0-1-0.000	0-0-0.000	0-2-2	4	0	0	2	0
EASTERN MICHIGAN	18	2-3-.667	2-3-.667	0-0-0.000	0-0-0	1	2	1	0	6
at Oklahoma State	5	0-0-0.000	0-0-0.000	0-0-0.000	0-0-0	0	0	0	0	0
at Wake Forest*	9	1-6-.167	0-2-0.000	0-0-0.000	1-0-1	0	0	0	0	2
FLORIDA STATE*										
at Boston College*										
NORTH CAROLINA*										
at Virginia*										
BYU										
at Maryland*										
DUKE*										
CLEMSON*										
at Miami*										
BOSTON COLLEGE*										
at Florida State*										
GEORGIA TECH*										
VIRGINIA*										
at Duke*										
at Clemson*										
NC STATE*										

*- ACC games; # - NIT Season Tip-Off (Blacksburg, Va.); ^- NIT Season Tip-Off (New York, N.Y.); % - Big 10/ACC Challenge

2011-2012 NOTES

Made collegiate debut against Kansas State after missing the first seven games recovering from knee surgery ... Scored two points and added an assist and a rebound against Kansas State ... Grabbed one rebound and added two assists against Norfolk State ... Scored four points, adding an assist and a steal against Campbell ... Dished out four assists and added two steals against North Florida ... Scored six points against Eastern Michigan ... Scored two points in his first ACC action at Wake Forest.

SEASON/CAREER GAME HIGHS

POINTS	6 vs Eastern Michigan (12/22/11)
Season	6 vs Eastern Michigan (12/22/11)
Career	6 vs Eastern Michigan (12/22/11)
ACC	2 at Wake Forest (1/7/12)

MINUTES PLAYED	18 vs Eastern Michigan (12/22/11)
Season	18 vs Eastern Michigan (12/22/11)
Career	18 vs Eastern Michigan (12/22/11)
ACC	9 at Wake Forest (1/7/12)

FIELD GOALS MADE	2 vs Campbell (12/17), vs EMU (12/22)
Season	2 vs Campbell (12/17), vs EMU (12/22)
Career	2 vs Campbell (12/17), vs EMU (12/22)
ACC	1 at Wake Forest (1/7/12)

FIELD GOAL ATTEMPTS	6 at Wake Forest (1/7/12)
Season	6 at Wake Forest (1/7/12)
Career	6 at Wake Forest (1/7/12)
ACC	6 at Wake Forest (1/7/12)

3-PT FIELD GOALS MADE	2 vs Eastern Michigan (12/22/11)
Season	2 vs Eastern Michigan (12/22/11)
Career	2 vs Eastern Michigan (12/22/11)
ACC	N/A

3-PT FIELD GOAL ATTEMPTS	3 vs Eastern Michigan (12/22/11)
Season	3 vs Eastern Michigan (12/22/11)
Career	3 vs Eastern Michigan (12/22/11)
ACC	2 at Wake Forest (1/7/12)

FREE THROWS MADE	N/A
Season	N/A
Career	N/A
ACC	N/A

FREE THROW ATTEMPTS	2 vs Kansas State (12/4/11)
Season	2 vs Kansas State (12/4/11)
Career	2 vs Kansas State (12/4/11)
ACC	N/A

REBOUNDS	2 vs North Florida (12/19/11)
Season	2 vs North Florida (12/19/11)
Career	2 vs North Florida (12/19/11)
ACC	1 at Wake Forest (1/7/12)

ASSISTS	4 vs North Florida (12/19/11)
Season	4 vs North Florida (12/19/11)
Career	4 vs North Florida (12/19/11)
ACC	N/A

BLOCKS	1 vs Eastern Michigan (12/22/11)
Season	1 vs Eastern Michigan (12/22/11)
Career	1 vs Eastern Michigan (12/22/11)
ACC	N/A

STEALS	2 vs North Florida (12/19/11)
Season	2 vs North Florida (12/19/11)
Career	2 vs North Florida (12/19/11)
ACC	N/A



CAREER STATISTICS

Year	GP-GS	Min-Avg.	FGM-FGA-Pct.	3FG-FGA-Pct.	FTM-FTA-Pct.	Off.-Def.	Reb-Avg.	A-TO	Blk	Stl	TP-Avg.
11-12	8-1	88-11.0	6-19-.316	2-7-.286	0-2-.000	3-2	5-0.6	10-5	1	3	14-1.8

JOEY RACER

SENIOR • GUARD • 6-1 • 165
BERRYVILLE, VA. • CLARKE COUNTY

#24



SEASON STATISTICS

Opponent	Min	FG-A-%	3FG-A-%	FT-A-%	O-D-T	A	TO	Blk	Stl	Pts
MONMOUTH#	5	0-0-.000	0-0-.000	0-0-.000	0-0-0	0	2	0	0	0
FIU#	1	1-1-1.000	0-0-.000	0-0-.000	0-1-1	0	0	0	0	2
CAMPBELL	3	0-2-.000	0-0-.000	0-0-.000	0-1-1	0	1	0	0	0
NORTH FLORIDA	2	0-1-.000	0-0-.000	0-0-.000	0-0-0	0	0	0	0	0
EASTERN MICHIGAN	3	0-2-.000	0-2-.000	0-0-.000	2-0-2	0	1	0	0	0

*- ACC games; # - NIT Season Tip-Off (Blacksburg, Va.)

2010-2011 NOTES

Saw five minutes on the court against Monmouth ... Made only shot and added a rebound against FIU ... Brought down one rebound in three minutes of action against Campbell ... Saw two minutes of action against North Florida ... Grabbed two rebounds against Eastern Michigan.

WILL JOHNSTON

FRESHMAN • GUARD • 6-3 • 185
MIDLOTHIAN, VA. • MIDLOTHIAN

#25



SEASON STATISTICS

Opponent	Min	FG-A-%	3FG-A-%	FT-A-%	O-D-T	A	TO	Blk	Stl	Pts
CAMPBELL	3	0-0-.000	0-0-.000	0-0-.000	0-0-0	0	0	0	0	0
NORTH FLORIDA	2	0-1-.000	0-1-.000	0-0-.000	0-0-0	0	0	0	0	0
EASTERN MICHIGAN	3	1-2-.500	1-2-.500	0-0-.000	0-0-0	0	0	0	0	3

*- ACC games

2010-2011 NOTES

Made collegiate debut against Campbell ... Saw two minutes of action against North Florida ... Scored first collegiate points sinking one three against Eastern Michigan.

JOEY van ZEGEREN

FRESHMAN • FORWARD • 6-10 • 220
HOOGVEEN, THE NETHERLANDS • CANARIAS

#2



SEASON STATISTICS

Opponent	Min	FG-A-%	3FG-A-%	FT-A-%	O-D-T	A	TO	Blk	Stl	Pts
EAST TENNESSEE ST.	2	0-0-0.00	0-0-0.000	0-0-0.000	0-0-0	0	0	0	0	0
MONMOUTH#	5	0-0-0.000	0-0-0.000	0-0-0.000	0-0-0	0	0	1	0	0
FIU#	1	0-0-0.000	0-0-0.000	0-0-0.000	0-0-0	0	0	0	0	0
vs. Syracuse^	-- Did Not Play --									
vs. Oklahoma State^	-- Did Not Play --									
ST. BONAVENTURE	-- Did Not Play --									
at Minnesota%	-- Did Not Play --									
KANSAS STATE	-- Did Not Play --									
at Rhode Island	-- Did Not Play --									
NORFOLK STATE	-- Did Not Play --									
CAMPBELL	-- Did Not Play --									
NORTH FLORIDA	-- Did Not Play --									
EASTERN MICHIGAN	-- Did Not Play --									
at Oklahoma State	-- Did Not Play --									
at Wake Forest*	-- Did Not Play --									
FLORIDA STATE*	-- Did Not Play --									
at Boston College*	-- Did Not Play --									
NORTH CAROLINA*	-- Did Not Play --									
at Virginia*	-- Did Not Play --									
BYU	-- Did Not Play --									
at Maryland*	-- Did Not Play --									
DUKE*	-- Did Not Play --									
CLEMSON*	-- Did Not Play --									
at Miami*	-- Did Not Play --									
BOSTON COLLEGE*	-- Did Not Play --									
at Florida State*	-- Did Not Play --									
GEORGIA TECH*	-- Did Not Play --									
VIRGINIA*	-- Did Not Play --									
at Duke*	-- Did Not Play --									
at Clemson*	-- Did Not Play --									
NC STATE*	-- Did Not Play --									

*- ACC games; # - NIT Season Tip-Off (Blacksburg, Va.); ^- NIT Season Tip-Off (New York, N.Y.); % - Big 10/ACC Challenge

2011-2012 NOTES

Saw two minutes of action in season opener against East Tennessee State ... Blocked one shot in five minutes of action against Monmouth.

SEASON/CAREER GAME HIGHS

POINTS	
Season	N/A
Career	N/A
ACC	N/A

MINUTES PLAYED	
Season	5 vs Monmouth (11/14/11)
Career	5 vs Monmouth (11/14/11)
ACC	N/A

FIELD GOALS MADE	
Season	N/A
Career	N/A
ACC	N/A

FIELD GOAL ATTEMPTS	
Season	N/A
Career	N/A
ACC	N/A

3-PT FIELD GOALS MADE	
Season	N/A
Career	N/A
ACC	N/A

3-PT FIELD GOAL ATTEMPTS	
Season	N/A
Career	N/A
ACC	N/A

FREE THROWS MADE	
Season	N/A
Career	N/A
ACC	N/A

FREE THROW ATTEMPTS	
Season	N/A
Career	N/A
ACC	N/A

REBOUNDS	
Season	N/A
Career	N/A
ACC	N/A

ASSISTS	
Season	N/A
Career	N/A
ACC	N/A

BLOCKS	
Season	1 vs Monmouth (11/14/11)
Career	1 vs Monmouth (11/14/11)
ACC	N/A

STEALS	
Season	N/A
Career	N/A
ACC	N/A



CAREER STATISTICS

Year	GP-GS	Min-Avg.	FGM-FGA-Pct.	3FG-FGA-Pct.	FTM-FTA-Pct.	Off.-Def.	Reb-Avg.	A-TO	Blk	Stl	TP-Avg.
11-12	3-0	8-2.7	0-0-0.000	0-0-0.000	0-0-0.000	0-0	0-0.0	0-0.0	1	0	0-0.0

GAME 1

VIRGINIA TECH 64, EAST TENN. STATE 53

NOV. 12, 2011 • 2 P.M. • BLACKSBURG, VA.

In a day of impressive debuts, Tech began the 2011-12 season with a 64-53 win over East Tennessee State, moving to 9-0 in home openers under head coach Seth Greenberg. **Dorian Finney-Smith** highlighted the season-opening victory as he became the first freshman since Jeff Allen in 2007 to notch a double-double in his first game. Finney-Smith began his collegiate career with 10 points and 16 rebounds against the Bucs, while his classmate **Robert Brown** came off the bench for Tech and dropped 12 points in the outing.

Without point guard **Erick Green** (strained Achilles) the Hokies did see the return of **Dorenzo Hudson**, who missed most of the 2010-11 season with a foot injury. Green's replacement in the starting line-up, sophomore **Tyrone Garland**, did not disappoint in his first career start. Garland scored 13 points, while going 7-of-8 from the line.

ETSU took command of the game early on, but a 9-0 run by the Hokies just before halftime put them up 24-21 at the break. Tech carried that momentum into the second half, as it teetered with a 10-point lead for much of the second period.

Finney-Smith added an impressive five assists for the Hokies in his debut, while **Victor Davila** began his senior season with seven points and six boards. Adam Sollazzo led ETSU with 13 points.

ETSU (0-1, 0-0 A-Sun)

Player	MP	FG	FT	TR	PF	A	TO	Blk	Stl	TP
Sheldon Cooley, g	37	5-16	0-1	1	2	1	3	0	3	10
Tommy Hubbard, g	35	0-5	2-2	3	5	0	1	0	1	2
Adam Sollazzo, g	28	5-14	2-5	7	1	2	4	0	0	13
Isiah Brown, f	27	2-8	6-9	6	5	1	0	1	0	10
J.C. Ward, c	16	0-1	2-2	2	1	0	0	0	0	2
Jarvis Jones	9	0-1	0-0	0	1	0	1	0	0	0
Rashawn Rembert	4	0-1	1-2	1	0	0	0	0	0	1
Marcus Dubose	24	4-12	0-0	4	2	0	4	0	1	9
Lukas Poderis	20	3-6	0-1	7	2	0	0	0	0	6
TEAM				8						
Totals	200	19-64	13-22	39	19	4	13	1	5	53

VIRGINIA TECH (1-0, 0-0 ACC)

Player	MP	FG	FT	TR	PF	A	TO	Blk	Stl	TP
Dorenzo Hudson, g	37	3-7	2-3	2	1	1	4	0	1	9
Tyrone Garland, g	24	3-7	7-8	0	3	3	7	0	2	13
Victor Davila, f	23	3-5	1-2	6	3	3	0	2	0	7
Dorian Finney-Smith, f36	2-7	6-8	16	4	5	2	4	0	0	10
Jarell Eddie, f	20	3-7	1-1	2	4	1	1	0	0	8
Robert Brown	26	3-7	3-4	3	2	0	0	1	1	12
Joey van Zegeren	2	0-0	0-0	0	1	0	0	0	0	0
Cadarian Raines	14	0-2	0-0	2	1	0	0	1	3	0
C.J. Barksdale	18	2-6	1-4	7	0	0	0	0	0	5
TEAM				4		1				
Totals	200	19-48	21-30	42	19	13	15	9	7	64

3-Pointers.....VT 5 (Brown 3, Eddie, Hudson)
.....ETSU 2 (Dubose, Sollazzo)
Blocks..... VT 9 (Finney-Smith 4, Davila 2, Brown, Eddie, Raines)
.....ETSU 1 (Brown)
Steals.....VT 7 (Raines 3, Garland 2, Brown, Hudson)
.....ETSU 5 (Cooley 3, Dubose, Hubbard)

Officials..... Luckie, Ayers, O'Connell
Technical.....None
Attendance.....7,189

Percentages:

ETSU FG%...29.70 3FG%...11.8 FT%...59.1
Virginia Tech FG%...39.6 3FG%...27.8 FT%...70.0

ETSU	21	32	—	53
Virginia Tech	24	40	—	64

GAME 2

VIRGINIA TECH 91, MONMOUTH 46

NOV. 14, 2011 • 7 P.M. • BLACKSBURG, VA.

Virginia Tech cruised to victory with a 91-46 romping of Monmouth in the first round of the NIT Season Tip-Off. Freshman **Robert Brown** led all scorers with 19 points in the game, after dropping 12 in his collegiate debut just days prior. Brown was one of five Hokies who scored in double figures, including junior **Erick Green**, who dropped 11 points in his season debut.

Tech took control of the game early, shooting 64-percent in the first half and holding Monmouth to an eight-minute field goal drought. In the second half, the Hokies blew things open by using a 19-2 run to start the half and taking a 25-point lead, 61-26, on a basket by Brown with 12:17 remaining. The Hawks missed 10 of their first 11 shots in the second half.

Coming off the bench for Tech, sophomore **Tyrone Garland** tallied a career-high 18 points in the victory, as did senior **Dorenzo Hudson**. Sophomore **Jarell Eddie** did not miss a shot, going 4-for-4 from the field, and finished the day with 13 points.

Ed Waite was the only player in double figures for Monmouth as he put together a double-double with 12 points and 11 boards off the bench.

MONMOUTH (0-2, 0-0 NEC)

Player	MP	FG	FT	TR	PF	A	TO	Blk	Stl	TP
Dion Nesmith, g	25	2-8	4-4	2	5	0	2	0	1	8
Jesse Steele, g	29	2-8	0-0	1	1	1	3	0	1	5
Andrew Nicholas, g	14	1-6	0-2	0	3	1	1	0	0	2
Mike Myers Keitt, f	25	2-9	2-3	5	0	0	2	0	1	6
Phill Wait, c	28	2-4	1-6	3	2	0	3	0	0	5
Max Dileo	7	0-1	0-0	1	0	0	1	0	0	0
Will Campbell	22	1-7	1-3	5	4	0	2	0	0	3
Mykel Harris	17	0-3	5-6	1	4	0	0	0	0	5
Daniel James	7	0-1	0-0	1	1	1	0	0	0	0
Ed Waite	26	5-9	2-5	11	3	1	1	0	0	12
TEAM				5						
Totals	200	15-56	15-29	35	23	4	15	0	3	46

VIRGINIA TECH (2-0, 0-0 ACC)

Player	MP	FG	FT	TR	PF	A	TO	Blk	Stl	TP
Dorenzo Hudson, g	24	7-10	4-6	4	1	3	0	0	2	18
Erick Green, g	23	3-6	3-3	2	1	5	2	1	1	11
Jarell Eddie, g	18	4-4	2-2	3	3	2	1	0	1	13
Victor Davila, f	18	2-3	2-6	5	3	0	2	2	0	6
Dorian Finney-Smith, f	22	0-2	1-4	7	4	3	3	0	0	1
Robert Brown	30	5-11	6-6	1	3	3	0	1	19	
Joey van Zegeren	7	0-0	0-0	0	1	0	0	1	0	0
Cadarian Raines	14	2-4	1-5	6	3	2	0	2	2	5
Tyrone Garland	19	7-7	2-3	2	1	1	1	0	1	18
Joey Racer	5	0-0	0-0	1	0	2	0	0	0	0
C.J. Barksdale	20	0-1	0-0	6	3	1	0	0	0	0
TEAM				4						
Totals	200	30-48	21-35	40	24	20	14	6	8	91

3-Pointers.....VT 10 (Brown 3, Eddie 3, Garland 2, Green 2)
.....MU1 (Steele)
Blocks..... VT 6 (Davila 2, Raines 2, Green, van Zegeren)
.....MU 0
Steals.....VT 8
.....(Hudson 2, Raines 2, Brown, Eddie, Garland, Green)
.....MU 3 (Myers Keitt, Nesmith, Steele)

Officials..... Steratore, Donato, Walton
Technical.....None
Attendance.....XXX

Percentages:

Monmouth FG%...26.8 3FG%...5.9 FT%...51.7
Virginia Tech FG%...62.5 3FG%...66.7 FT%...60.0

Monmouth	24	22	—	46
Virginia Tech	42	49	—	91

GAME 3

VIRGINIA TECH 78, FIU 63

NOV. 15, 2011 • 6 P.M. • BLACKSBURG, VA.

Punching its ticket to New York City, Virginia Tech earned a spot in the NIT Season Tip-Off Semifinals with a 78-63 win over Florida International in the second round of the tournament at Cassell Coliseum. Senior **Dorenzo Hudson** spearheaded the Tech offense with 31 points, marking the most by him since his 41-point outburst against Seton Hall on Jan. 2, 2010, in Mexico.

The Hokies led by as many as 13 in the first half against the Panthers, but saw FIU cut the lead to 39-34 on a basket by Dominique Ferguson with 14:28 remaining. Tech answered by going on a 16-7 run, scoring on seven straight possessions. Freshman **Dorian Finney-Smith's** three-point play with 10:21 remaining ended the run, giving the Hokies a 55-41 cushion. Tech went on to lead by as many as 19, cruising to the victory.

Hudson hit 8-of-13 from the floor, including 3-of-5 from beyond the 3-point arc. He connected on all 12 of his free-throw attempts, and he added five rebounds and two assists.

Finney-Smith recorded the second double-double of his young career as he added 14 points and 10 boards for the Hokies, also dishing out five assists. FIU's Jeremy Allen led four Panthers in double figures with 15 points in the loss.

FIU (1-1, 0-0 Sun Belt)

Player	MP	FG	FT	TR	PF	A	TO	Blk	Stl	TP
Phil Taylor, g	33	4-12	4-4	3	2	4	2	0	0	13
DeJuan Wright, g	31	2-8	2-2	4	4	1	2	0	3	7
Jeremy Allen, g	29	3-9	7-8	0	2	1	2	0	2	15
Tola Akomolafe, g	35	4-7	3-3	7	2	0	1	1	1	11
Dominique Ferguson, f35	4-13	3-6	5	5	1	2	2	1	11	
Manuel Nunez	2	0-0	0-0	0	0	0	0	0	0	0
Deric Hill	2	0-1	0-0	0	0	0	0	0	0	0
Steven Miro	1	0-0	0-0	0	0	0	0	0	0	0
Cameron Bell	7	1-3	0-0	1	2	0	0	0	0	2
Gilles Dierickx	8	0-0	0-0	0	2	0	1	0	0	0
Richard Pack	12	1-2	0-0	3	0	2	1	0	0	2
Tanner Wozniack	5	1-2	0-0	0	2	0	0	0	0	2
TEAM				6						
Totals	200	20-57	19-23	29	21	9	11	3	7	63

VIRGINIA TECH (3-0, 0-0 ACC)

Player	MP	FG	FT	TR	PF	A	TO	Blk	Stl	TP
Dorenzo Hudson, g	34	8-13	12-12	5	0	2	3	0	0	31
Erick Green, g	25	5-7	0-0	2	2	0	2	0	0	12
Jarell Eddie, g	20	0-3	0-0	5	3	2	0	0	1	0
Victor Davila, f	26	5-6	1-4	7	4	2	1	3	0	11
Dorian Finney-Smith, f	34	5-10	2-2	10	3	5	1	0	2	14
Robert Brown	21	1-6	0-0	2	1	3	3	1	0	2
Joey van Zegeren	1	0-0	0-0	0	0	0	0	0	0	0
Cadarian Raines	13	1-3	0-0	1	4	1	1	0	0	2
Tyrone Garland	17	1-4	0-1	0	3	5	2	0	0	2
Joey Racer	1	1-1	0-0	1	0	0	0	0	0	2
C.J. Barksdale	8	1-1	0-0	0	2	0	1	1	0	2
TEAM				2						
Totals	200	28-54	15-19	35	22	20	16	5	3	78

3-Pointers.....VT 7 (Hudson 3, Green 2, Finney-Smith 2)
.....FIU 4 (Allen 2, Taylor, Wright)
Blocks..... VT 5 (Davila 3, Barksdale, Brown)
.....FIU 3 (Ferguson 2, Akomolafe)
Steals.....VT 3 (Finney-Smith 2, Eddie)
.....FIU 7 (Wright 3, Allen 2, Akomolafe, Ferguson)

Officials..... Cahill, Luckie, Corbin
Technical.....None
Attendance.....XXX

Percentages:

FIU FG%...35.1 3FG%...25.0 FT%...82.6
Virginia Tech FG%...51.9 3FG%...36.8 FT%...78.9

FIU	26	37	—	63
Virginia Tech	33	45	—	78

GAME 4

SYRACUSE 69, VIRGINIA TECH 58

NOV. 23, 2011 • 9:30 P.M. • NEW YORK, N.Y.

Virginia Tech lost to No. 5 Syracuse, 69-58, in the semifinal of the 2011 NIT Season-Tip-Off in Madison Square Garden. The Hokies suffer their first loss of the season and fall to 3-1, while Syracuse improves to 5-0.

The Hokies took a 29-27 lead into intermission, shooting 47.8 percent from the field. Tech jumped out to a 20-13 lead with 8:08 remaining in the first half on a jumper by sophomore **Jarell Eddie**.

Following the break, the Hokies were able to keep the game close and held took a 42-39 lead with 13:28 remaining on a dunk by senior **Victor Davila**. Syracuse would then go on a 17-3 run over the next five plus minutes to secure the lead for contest.

Eddie tied a career-high with 17 points and set a new career-high with five assists. He made six of 14 field goal attempts, including two of six three-pointer. **Erick Green** added 14 points and three steals and **Dorenzo Hudson** scored 13 points for the Hokies. **Kris Joseph** led the Orange with 20 points and 10 rebounds and **C.J. Fair** had 12 points and 10 rebounds off the bench for SU.

Tech shot 42.6 percent from the floor for the game, including 42.1 percent from three-point range. SU outrebounded Tech, 32-27, but the Orange forced Tech into 16 turnovers.

VIRGINIA TECH (3-1, 0-0 ACC)

Player	MP	FG	FT	TR	PF	A	TO	Blk	Stl	TP
Dorenzo Hudson, g	38	3-7	6-6	2	1	2	3	0	1	13
Erick Green, g	36	5-10	0-0	5	1	2	1	0	3	14
Victor Davila, f	22	3-5	0-1	2	5	0	4	0	0	6
Dorian Finney-Smith, f	28	1-3	0-0	7	4	3	4	1	0	2
Jarell Eddie, g	35	6-14	3-4	4	3	5	0	2	0	17
Robert Brown	17	1-4	0-0	1	0	3	2	0	0	3
Cadarian Raines	16	1-2	1-1	1	0	0	0	0	1	3
Tyrone Garland	7	0-2	0-0	0	0	0	0	0	0	0
C.J. Barksdale	1	0-0	0-0	1	0	0	1	0	0	0
TEAM			4			1				
Totals	200	20-47	10-12	27	15	15	16	3	5	58

No. 5 SYRACUSE (5-0, 0-0 BIG EAST)

Player	MP	FG	FT	TR	PF	A	TO	Blk	Stl	TP
Scoop Jardine, g	20	1-4	0-0	0	0	4	0	0	0	2
Brandon Triche, g	34	7-12	0-0	2	1	6	2	1	1	18
Rakeem Christmas, f	3	0-0	0-0	0	0	0	0	0	0	0
Kris Joseph, f	39	7-15	5-5	10	3	2	1	0	3	20
Fab Melo, c	25	3-6	0-0	2	1	1	2	5	0	6
M. Carter-Williams	2	0-1	0-0	1	0	0	0	0	0	0
Dion Waiters	25	5-11	0-1	1	3	4	2	0	3	11
C.J. Fair	31	5-8	1-2	10	3	0	1	0	0	12
Baye Keita	15	0-0	0-0	1	3	0	1	0	1	0
James Southerland	6	0-1	0-0	1	0	0	0	0	0	0
TEAM			4							
Totals	200	28-58	6-8	32	14	17	9	6	8	69

3-Pointers.....VT 8 (Green 4, Eddie 2, Brown, Hudson)
SU 7 (Triche 4, Fair, Joseph, Waiters)
Blocks.....VT 3 (Eddie 2, Finney-Smith)
SU 6 (Melo 5, Triche)
Steals.....VT 5 (Green 3, Hudson, Raines)
SU 8 (Jopseh 3, Waiters 3, Keita, Triche)

OfficialsBurr, Stephens, Clougherty
TechnicalNone
Attendance8,293

Percentages:
 Virginia Tech FG%...42.6 3FG%...42.1 FT%...83.3
 Syracuse FG%...48.3 3FG%...46.7 FT%...75.0

Virginia Tech 29 29 — 58
 Syracuse 27 42 — 69

GAME 5

VIRGINIA TECH 59, OKLAHOMA STATE 57

NOV. 25, 2011 • 2:35 P.M. • NEW YORK, N.Y.

Virginia Tech held off a strong Oklahoma State rally and defeated the Cowboys, 59-57, to claim third place in the NIT Season Tip-Off at Madison Square Garden. With the victory, the Hokies improve to 4-1 on the season, while OSU falls to 3-2.

Tech fell behind 8-0 before the first media timeout, but ran out to a 30-19 lead with 2:31 remaining in the first half on a lay-up and free throw by **C.J. Barksdale**. The Hokies took a 32-23 lead into intermission.

In the second half, Tech held a 53-44 lead with 5:27 remaining, but OSU made a run in the final minutes to close the lead to a single possession. **Jarell Eddie** and **Dorenzo Hudson** each made two free throws in the final 17 seconds to help secure the win for Tech.

Erick Green led the Hokies with 18 points and **Dorian Finney-Smith** recorded his third double-double of the season with 10 points and 14 rebounds. **Cadarian Raines** grabbed a career-high nine rebounds in just 12 minutes of action. **Markel Brown** led all scorers with 19 points for the Cowboys.

Tech shot just 25 percent from the floor in the second half, but out rebounded OSU, 45-37, including a 21-14 advantage on the offensive boards. Tech's bench outscored OSU's reserves, 18-7.

OKLAHOMA STATE (3-2, 0-0 Big 12)

Player	MP	FG	FT	TR	PF	A	TO	Blk	Stl	TP
Cezar Guerrero, g	23	1-5	1-3	2	3	0	3	0	1	3
Keiton Page, g	35	3-8	3-4	1	3	2	0	0	0	11
Markel Brown, g	38	6-12	6-7	10	4	2	3	0	2	19
Jean-Paul Olukemi, f	32	6-11	1-3	6	5	1	1	0	0	13
Philip Jurick, f	21	2-3	0-0	6	4	2	1	2	0	4
Le'Bryan Nash	11	0-3	0-0	0	3	0	1	1	0	0
Brian Williams	7	0-1	1-2	2	0	0	0	0	0	1
Roger Dowell	22	0-2	2-2	0	2	2	1	0	0	2
Michael Cobbins	11	2-4	0-0	3	1	0	1	2	0	4
TEAM			5							
Totals	200	20-49	14-21	35	25	9	11	5	3	57

VIRGINIA TECH (4-1, 0-0 ACC)

Player	MP	FG	FT	TR	PF	A	TO	Blk	Stl	TP
Dorenzo Hudson, g	35	2-13	3-4	3	1	1	3	0	1	7
Erick Green, g	39	6-12	5-7	1	0	1	2	0	1	18
Victor Davila, f	18	1-5	0-0	5	5	1	2	0	1	2
Dorian Finney-Smith, f	38	2-8	4-8	14	2	1	2	0	0	10
Jarell Eddie, f	17	0-4	4-4	7	4	1	1	0	0	4
Robert Brown	24	3-7	1-4	1	4	1	1	0	2	8
Cadarian Raines	12	1-3	1-2	9	4	1	0	3	1	3
Tyrone Garland	8	2-4	0-0	2	0	0	0	0	0	4
C.J. Barksdale	9	1-1	1-1	1	0	0	0	1	0	3
TEAM			3							
Totals	200	18-57	19-30	46	20	7	11	4	6	59

3-Pointers.....VT 4 (Finney-Smith 2, Brown Green)
OSU 3 (Page 2, Brown)
Blocks.....VT 4 (Raines 3, Barksdale)
OSU 5 (Cobbins 2, Jurick 2, Nash)
Steals.....VT 6 (Brown 2, Davila, Green, Hudson, Raines)
OSU 3 (Brown 2, Guerrero)

OfficialsDriscoll, Higgins, Nance
TechnicalNone
Attendance8,477

Percentages:
 Oklahoma State FG%...40.8 3FG%...17.6 FT%...66.7
 Virginia Tech FG%...31.6 3FG%...25.0 FT%...63.3

Oklahoma State 23 34 — 57
 Virginia Tech 32 27 — 59

GAME 6

VIRGINIA TECH 73, ST. BONAVENTURE 64

NOV. 27, 2011 • 6 P.M. • BLACKSBURG, VA.

Erick Green scored 19 points and **Victor Davila** contributed mightily on both ends of the floor, as Virginia Tech downed St. Bonaventure in a non-conference game played Sunday night at Cassell Coliseum.

With the victory, Tech moved to 5-1 overall on the season. St. Bonaventure fell to 2-2.

The Hokies overcame a sluggish first half in which they had as many turnovers (10) as baskets (10). But in the second half, Green scored 12 points and Davila added nine, as the Hokies gradually pulled away.

Tech opened a 40-30 lead in the second half on a dunk by **Cadarian Raines**, but the Bonnies (2-2) cut that lead to three on a 3-pointer by Michael Davenport with 7:31 left.

The Hokies then responded with two free throws from Green, and after a St. Bonaventure turnover, Tech's **Jarell Eddie** hit a 3-pointer to make it 53-45 with 6:48 left. St. Bonaventure got no closer than five points the rest of the way.

St. Bonaventure's Demetrius Conger led all players with 23 points in the game while Davenport added 13 in the loss.

ST. BONAVENTURE (2-2, 0-0 A-10)

Player	MP	FG	FT	TR	PF	A	TO	Blk	Stl	TP
Eric Mosely, g	12	0-5	0-0	3	1	2	2	0	1	0
Michael Davenport, g	34	5-15	2-2	5	4	2	1	0	1	13
Demetrius Conger, f	33	8-10	6-6	6	4	2	5	0	1	23
Da'Quan Cook, f	20	3-6	2-3	6	1	0	0	0	0	8
Andrew Nicholson, f	36	4-14	1-2	7	4	1	4	1	0	9
Charlon Kloof	28	1-2	0-0	1	3	3	0	0	0	3
Jordan Gathers	1	0-0	0-0	0	0	0	0	0	0	0
Youssef Ndoye	2	0-1	0-0	0	0	0	0	0	0	0
Chris Johnson	2	0-1	0-0	1	0	0	0	0	0	0
Matthew Wright	28	3-8	0-0	3	3	4	0	0	0	8
Jake Houseknecht	4	0-1	0-0	2	0	0	0	0	0	0
TEAM			2			1				
Totals	200	24-63	11-13	36	20	14	13	1	3	64

VIRGINIA TECH (5-1, 0-0 ACC)

Player	MP	FG	FT	TR	PF	A	TO	Blk	Stl	TP
Dorenzo Hudson, g	35	3-10	1-2	3	2	1	1	0	1	8
Erick Green, g	33	5-11	7-8	3	0	4	2	0	2	19
Victor Davila, f	30	3-5	3-4	4	1	1	1	1	2	11
Dorian Finney-Smith, f	30	5-8	3-3	2	3	0	2	0	1	13
Jarell Eddie, g	35	4-7	2-4	8	3	3	1	2	0	11
Robert Brown	14	1-2	2-2	2	1	4	1	1	0	5
Cadarian Raines	8	2-2	2-2	4	2	0	1	1	0	6
Tyrone Garland	7	0-1	0-0	0	0	0	0	0	0	0
C.J. Barksdale	8	0-1	0-0	2	2	0	0	1	0	0
TEAM			0			1				
Totals	200	23-47	20-25	28	17	13	10	6	6	73

3-Pointers.....VT 7
(Eddie 2, Green 2, Brown, Finney-Smith, Hudson)
SBU 5 (Wright 2, Conger, Davenport, Kloof)
Blocks.....VT 6 (Finney-Smith 2, Barksdale, Brown, Eddie, Raines)
SBU 1 (Nicholson)
Steals.....VT 6 (Eddie 2, Green 2, Davila, Hudson)
SBU 3 (Conger, Davenport, Mosley)

OfficialsDorsey, Clinton, CLark
TechnicalNone
Attendance8,710

Percentages:
 St. Bonaventure FG%...38.1 3FG%...31.3 FT%...84.6
 Virginia Tech FG%...48.9 3FG%...46.7 FT%...80.0

St. Bonaventure 21 43 — 64
 Virginia Tech 25 48 — 73

GAME 7

MINNESOTA 58, VIRGINIA TECH 55

NOV. 30, 2011 • 8:15 P.M. • MINNEAPOLIS, MINN.

Virginia Tech fell to Minnesota, 58-55, in the Big Ten/ACC Challenge in Williams Arena on Wednesday night. Tech is now 5-2 on the season, while Minnesota improves to 7-1 overall.

Tech fell behind early, but fought back and took a 28-25 lead into intermission. The Hokies and Golden Gophers battled back and forth throughout the second half, before Minnesota took a 56-55 lead with 18 seconds remaining on a pair of free throws by Julian Welch. Welch made two more free throws with 6.4 seconds remaining to give the Golden Gophers the lead, 58-56. **Erick Green**, who had been knocked off the elevated court in William Arena in the final half minute of action, attempted to hit a game tying three-pointer at the buzzer, but the ball spun off the rim and Minnesota claimed the victory.

Green scored a career-high 25 points to lead all scorers. Robert Brown added 13 points and **Victor Davila** scored 10 points and grabbed seven rebounds. Welch led the Golden Gophers with 15 points. Green made four of eight from three-point range and handed-out a team-high four assists without committing a turnover. He suffered a bruised shoulder on the fall, but was able to return in the final seconds of play.

Tech out rebounded Minnesota, 32-30, but shot just 37.7 percent from the floor. The Hokies made all seven free throw attempts, but just two came in the second half.

VIRGINIA TECH (5-2, 0-0 ACC)

Player	MP	FG	FT	TR	PF	A	TO	Blk	Stl	TP
Dorenzo Hudson, g	25	0-4	0-0	3	2	3	2	1	1	0
Erick Green, g	38	9-18	3-3	4	2	4	0	1	1	25
Victor Davila, f	33	4-9	2-2	7	1	0	2	0	0	10
Dorian Finney-Smith, f	32	1-5	0-0	6	3	1	1	1	1	3
Jarell Eddie, f	34	1-5	2-2	3	3	0	3	0	0	4
Robert Brown	25	5-10	0-0	1	4	3	2	0	2	13
Cadarian Raines	7	0-1	0-0	1	0	0	1	0	1	0
Tyrone Garland	3	0-1	0-0	0	1	1	0	0	0	0
C.J. Barksdale	3	0-0	0-0	0	1	0	0	0	0	0
TEAM				7						
Totals	200	20-53	7-7	32	17	12	12	3	6	55

MINNESOTA (7-1, 0-0 Big Ten)

Player	MP	FG	FT	TR	PF	A	TO	Blk	Stl	TP
Julian Welch, g	32	5-6	4-4	2	2	4	4	0	2	15
Andre Hollins, g	28	2-8	2-2	2	3	3	1	0	1	6
Austin Hollins, g	24	2-8	0-1	2	1	2	0	1	2	4
Rodney Williams, f	38	6-7	2-4	8	2	1	1	2	2	14
Elliot Eliason, c	32	4-6	0-0	7	2	2	2	0	2	8
Oto Osenieks	2	0-2	0-0	0	0	0	0	0	0	0
Joe Coleman	7	0-2	0-0	2	0	0	0	0	1	0
Maverick Ahanmisi	12	0-2	0-0	3	1	3	1	0	0	0
Chip Armelin	17	4-6	0-4	2	1	2	2	0	0	9
Andre Ingram	8	1-1	0-0	0	0	0	0	0	1	2
TEAM				1						
Totals	225	24-48	8-15	30	12	17	9	5	9	58

3-Pointers.....VT 8 (Green 4, Brown 3, Finney-Smith) Minnesota 2 (Armelin, Welch)
Blocks..... VT 3 (Finney-Smith, Green Hudson) Minnesota 5 (Eliason 2, Williams 2, Au, Hollins)
Steals..... VT 6 (Brown 2, Finney-Smith, Green, Hudson, Raines) Minnesota 9 (Au, Hollins 2, Welch 2, Williams 2, Coleman, An, Hollins, Ingram)

Officials Wymer, Burr, Janssen
Technicals None
Attendance 10,487

Percentages:
 Virginia Tech FG%....36.2 3FG%....23.8 FT%....57.9
 Minnesota FG%....34.5 3FG%....14.3 FT%....71.4

Virginia Tech	28	27	—	55
Minnesota	25	33	—	58

GAME 8

KANSAS STATE 69, VIRGINIA TECH 61

DEC. 4, 2011 • 5:30 P.M. • BLACKSBURG, VA.

Kansas State's Jamar Samuels scored 15 of his 17 points and grabbed 13 of his 14 rebounds in the second half to lead the Wildcats past Virginia Tech 69-61 in a non-conference game played Sunday night at Cassell Coliseum.

With the loss, Tech fell to 5-3 overall on the season. Kansas State moved to 5-0 overall.

The Hokies, behind solid play from **Cadarian Raines**, **C.J. Barksdale** and **Robert Brown** – they scored six points each – led 28-22 at halftime, but the Wildcats opened the second half with a 12-2 run to take a lead they never would relinquish.

The Hokies struggled from the floor in the second half, connecting on 10 of 32 from the floor (31.3 percent). They shot just 33.8 percent for the game.

In contrast, Kansas State shot 57.7 percent in the second half and 41.8 percent for the game.

Brown paced the Hokies with 15 points, hitting just 6-of-17 from the floor. **Erick Green** had 14 points and seven rebounds, but made just 4-of-17 from the floor.

Southwell had 11 points for the Wildcats. Thomas Gipson, Will Spradling and Jordan Henriquez finished with nine points each.

KANSAS STATE (5-0, 0-0 BIG 12)

Player	MP	FG	FT	TR	PF	A	TO	Blk	Stl	TP
Martavius Irving, g	14	1-3	4-4	1	4	2	3	0	3	6
Rodney McGruder, g	28	2-8	3-5	5	1	0	3	0	0	7
Will Spradling, g	38	2-8	3-4	3	4	3	0	0	2	9
Jamar Samuels, f	28	7-8	3-6	14	2	0	0	0	0	17
Thomas Gipson, f	22	4-9	1-3	6	2	0	1	0	0	9
Shane Southwell	20	3-6	4-6	3	0	1	0	1	0	11
Victor Ojeleye	1	0-0	0-0	1	0	0	0	0	0	0
Nino Williams	2	0-2	0-0	1	1	0	0	0	0	0
Angel Rodriguez	19	0-4	1-2	2	2	4	2	0	3	1
Jordan Henriquez	26	4-6	1-3	4	2	0	3	5	0	9
Jeremy Jones	2	0-1	0-0	0	0	0	0	0	0	0
TEAM				2						
Totals	200	23-55	20-33	42	18	10	12	6	8	69

VIRGINIA TECH (5-3, 0-0 ACC)

Player	MP	FG	FT	TR	PF	A	TO	Blk	Stl	TP
Dorenzo Hudson, g	25	3-9	1-5	4	4	0	1	0	0	7
Erick Green, g	36	4-17	0-3	7	2	3	3	0	1	14
Victor Davila, f	17	0-2	0-0	1	3	0	0	1	0	1
Dorian Finney-Smith, f	25	3-7	0-0	7	5	1	0	1	0	6
Jarell Eddie, f	27	1-5	0-0	5	3	2	0	0	0	4
Robert Brown	31	6-17	2-10	3	4	1	1	1	2	15
Cadarian Raines	15	3-6	0-0	5	5	0	2	2	1	6
Marquis Rankin	7	1-1	0-0	1	0	1	1	0	0	2
C.J. Barksdale	17	1-1	0-0	4	1	0	2	1	1	6
TEAM				8						
Totals	200	22-65	14-21	45	27	6	13	5	6	61

3-Pointers.....VT 3 (Brown 2, Hudson) K-State 3 (Spradling 2, Southwell)
Blocks..... VT 5 (Raines 2, Barksdale, Brown, Davila) K-State 6 (Henriquez 5, Southwell)
Steals.....VT 6 (Brown 2, Barksdale, Finney-Smith, Green, Raines) K-State 8 (Irving 3, Rodriguez 3, Spradling 2)

Officials Cahill, Corbin, Caldwell
Technicals None
Attendance 8,782

Percentages:
 Kansas State FG%....41.8 3FG%....23.1 FT%....60.6
 Virginia Tech FG%....33.8 3FG%....16.7 FT%....66.7

Kansas State	22	47	—	69
Virginia Tech	28	33	—	61

GAME 9

VIRGINIA TECH 78, RHODE ISLAND 67

DEC. 7, 2011 • 7 P.M. • KINGSTON, R.I.

Virginia Tech defeated the University of Rhode Island, 78-67, in basketball action Wednesday night in the Ryan Center on the URI campus. The Hokies improve to 6-3 on the season, while URI falls to 1-8 overall.

Tech shot 54.5 percent from the field for the game, including 65.4 percent in the second half. The Hokies made 11 of their 13 free throw attempts and were good on seven of 16 three-point attempts.

The Hokies fell behind early, 7-0, but took a 28-27 lead into the intermission. Tech fell behind once again the open second half, but went on a 33-20 run in the middle of the second period, taking a 61-51 lead with 5:33 remaining on a three-pointer by **Jarell Eddie**. Tech stretched the lead to as many 12 points before claiming the 78-67 victory.

Erick Green, who did not start due to a coach's decision, came off the bench to score 24 points to lead all scorers. Tech had four players in double figures, including 15 points by Eddie and a career-high 12 points by **Cadarian Raines**. **Dorian Finney-Smith** added 11 points for the Hokies. Nikola Malesevich scored 23 points to lead the Rams.

With Green and Raines' big nights, the Hokie bench outscored URI's substitutes, 44-8. Tech out rebounded the Rams, 33-29.

VIRGINIA TECH (6-3, 0-0 ACC)

Player	MP	FG	FT	TR	PF	A	TO	Blk	Stl	TP
Dorenzo Hudson, g	22	2-6	4-4	3	4	4	1	0	0	8
Marquis Rankin, g	12	0-0	0-0	0	2	1	1	0	0	0
Victor Davila, f	13	0-2	0-0	1	1	0	2	1	1	0
Dorian Finney-Smith, f	35	4-11	1-2	6	3	3	4	3	0	11
Jarell Eddie, f	23	5-6	2-2	6	4	2	0	1	1	15
Robert Brown	19	1-5	0-0	1	2	3	1	0	1	2
Cadarian Raines	25	6-8	0-0	4	2	1	1	0	3	12
Erick Green	33	10-14	2-3	2	2	1	1	0	3	24
Tyrone Garland	1	0-0	0-0	0	0	0	0	0	0	0
C.J. Barksdale	17	2-3	2-2	7	0	2	2	0	0	6
TEAM				3			1			
Totals	200	30-55	11-13	33	20	17	14	5	9	78

RHODE ISLAND (1-8, 0-0 A-10)

Player	MP	FG	FT	TR	PF	A	TO	Blk	Stl	TP
Jamal Wilson, g	36	4-16	3-4	3	2	1	1	0	0	11
Mike Powell, g	35	1-6	7-8	5	2	5	0	0	2	9
Orion Outerbridge, f	32	3-7	0-0	2	1	0	0	2	0	6
Nikola Malesevich, f	36	7-14	8-8	4	1	1	0	2	2	23
Jonathan Holton, f	27	4-6	2-2	7	5	1	5	0	0	10
Dominique McKay	12	1-2	0-0	0	1	2	0	0	0	2
Rayvon Harris	3	0-1	0-0	1	0	0	1	0	0	0
Levan Shengelia	8	1-1	1-2	0	1	1	2	0	0	3
Ryan Brooks	8	0-0	0-0	2	0	0	0	0	1	0
Anthony Malhoit	3	1-2	0-0	0	0	0	0	0	0	3
TEAM				5						
Totals	200	22-55	21-24	29	12	10	11	4	5	67

3-Pointers.....VT 7 (Eddie 3, Finney-Smith 2, Green 2) URI 2 (Malesevich, Malhoit)
Blocks..... VT 5 (Finney-Smith 3, Davila, Eddie) PSU 2 (Malesevich, Outerbridge)
Steals.....VT 9 (Green 3, Raines 3, Brown, Davila, Eddie) URI 5 (Malesevich 2, Powell 2, Brooks)

Officials Styons, Gladden, Dawkins
Technicals None
Attendance 3,982

Percentages:
 Virginia Tech FG%....54.5 3FG%....43.8 FT%....84.6
 Rhode Island FG%....40.0 3FG%....18.2 FT%....87.5

Virginia Tech	28	50	—	78
Rhode Island	27	40	—	67

GAME 13

VIRGINIA TECH 71, EASTERN MICHIGAN 50

DEC. 22, 2011 • 7 P.M. • BLACKSBURG, VA.

Erick Green scored 12 points to lead Virginia Tech to a 71-50 non-conference victory over Eastern Michigan at Cassell Coliseum.

The Hokies head into the Christmas holiday having won five straight games and now take eight days off before a New Year's Eve date at Oklahoma State.

Tech put things away in this one by finishing the first half with a 16-0 run and then scoring the first six points of the second half for a 22-0 burst spanning both halves. Eastern Michigan's Kamil Janton scored with 11:22 left in the first half to cut the Virginia Tech lead to 11-9, but Green started the Hokies' run with a free throw at the 7:06 mark. The Hokies' point guard scored half of Virginia Tech's final 16 first-half points, as the Hokies took a 27-9 lead at the break.

Eastern Michigan, playing its sixth straight road game – which has included trips to Syracuse and Purdue – made just three shots in the first half and missed its final 10 shots. Spanning both halves, the Eagles went scoreless for 13:38 and ended the drought on Darrell Lampley's two free throws with 17:44 left in the game.

Cadarian Raines added 10 points for the Hokies, while **Robert Brown** finished with nine. **C.J. Barksdale** had a game-high 10 rebounds.

Lampley and Antonio Green scored 13 point each to lead the Eagles, who shot a season-low 28.1 percent from the floor (16 of 57). That also marked the lowest shooting percentage by a Virginia Tech opponent this season.

EASTERN MICHIGAN (5-7, 0-0 MAC)

Player	MP	FG	FT	TR	PF	A	TO	Blk	Stl	TP
Antonio Green, g	31	5-13	0-0	3	3	1	0	1	1	13
Quintin Dailey, g	19	1-4	0-0	1	1	0	1	0	1	2
Darrell Lampley, g	32	4-17	3-3	2	2	3	3	0	2	13
Jamell Harris, f	15	0-1	4-4	6	4	0	2	1	1	4
Da'Shonte Riley, c	22	0-4	2-2	3	3	0	2	2	2	2
Austin Harper	21	3-7	2-2	0	1	1	1	0	0	9
Derek Thompson	13	0-3	0-0	2	2	0	1	0	0	0
Antoine Chamdler	5	0-1	0-0	0	1	0	0	0	0	0
Anthony Strickland	19	0-1	0-0	2	1	1	1	0	0	0
Matt Balkema	11	1-2	1-2	2	2	0	1	0	0	3
Kamil Janton	12	2-4	0-0	4	0	0	0	0	0	4
TEAM				6			1			
Totals	200	16-57	12-13	31	19	7	13	4	7	50

VIRGINIA TECH (10-3, 0-0 ACC)

Player	MP	FG	FT	TR	PF	A	TO	Blk	Stl	TP
Dorenzo Hudson, g	22	3-9	2-2	2	0	3	2	0	2	8
Erick Green, g	23	4-6	4-5	3	0	4	3	0	0	12
Jarell Eddie, g	24	2-3	1-2	7	4	1	1	0	1	6
Victor Davila, f	25	2-5	1-3	4	1	1	2	0	1	5
Dorian Finney-Smith, f	31	1-6	4-6	8	2	4	2	1	2	6
Robert Brown	17	3-6	0-0	0	1	0	0	0	0	9
Cadarian Raines	16	3-4	4-4	4	3	1	1	0	0	10
Marquis Rankin	18	2-3	0-0	0	1	2	1	0	6	6
Joey Racer	3	0-2	0-0	2	0	0	1	0	0	0
Will Johnston	3	1-2	0-0	0	0	0	0	0	0	3
C.J. Barksdale	18	3-7	0-0	10	2	2	1	0	1	6
TEAM				3						
Totals	200	24-53	16-22	43	11	17	15	2	7	71

3-Pointers.....VT 7 (Brown 3, Rankin 2, Eddie, Johnston)
EMU 6 (Green 3, Lampley 2, Harper)

Blocks.....VT 2 (Finney-Smith, Rankin)
EMU 4 (Riley 2, Green, Harris)

Steals.....VT 7 (Finney-Smith 2, Hudson 2, Barksdale, Eddie, Davila)
EMU 7 (Lampley 2, Riley 2, Dailey, Green, Harris)

Officials.....Dorsey, Kelly, Tyburski

Technicals.....None

Attendance.....9,563

Percentages:

Eastern Michigan	FG%...28.1	3FG%...24.0	FT%...92.3
Virginia Tech	FG%...45.3	3FG%...31.8	FT%...72.7

Eastern Michigan	9	41	—	50
Virginia Tech	27	44	—	71

GAME 14

VIRGINIA TECH 67, OKLAHOMA ST. 61

DEC. 31, 2011 • NOON • STILLWATER, OKLA.

Virginia Tech defeated Oklahoma State, 67-61, in Gallagher-Iba Arena, on the Cowboy's campus as the Hokies are now 11-3 overall, while OSU falls to 7-6 on the season.

The Hokies jumped out to an eight-point lead early in the first half and took a 28-23 lead into the intermission. The Cowboys opened in the second half on a 19-9 run and led 44-37 with 13:03 remaining. Tech then went on a 19-3 run over the next seven minutes and took a 56-47 lead on a lay-up by **Robert Brown** with 6:18 remaining to play.

OSU fought back and tied the game, 61-61 with 2:02 to play. Virginia Tech did not allow the Pokes to score for the remainder of the contest. Tech scored its final field goal of the game with 5:43 remaining, a jumper by Brown, but made all seven of their free throw attempts down the stretch to secure the win.

Dorenzo Hudson led the Hokies with 18 points and **Erick Green** added 16 points in the win. With his 18 points, Hudson reached the 1,000-career points mark at Virginia Tech. He now has 1,006 points as a Hokie. **Dorian Finney-Smith** grabbed 10 rebounds and **Jarell Eddie** added nine points and seven rebounds. Keiton Page led all scorers with 21 points and Brian Williams added 14 points in the loss for OSU.

VIRGINIA TECH (11-3, 0-0 ACC)

Player	MP	FG	FT	TR	PF	A	TO	Blk	Stl	TP
Dorenzo Hudson, g	34	5-10	6-6	5	1	0	1	0	0	18
Erick Green, g	37	6-17	3-3	7	2	3	4	0	1	16
Dorian Finney-Smith, f	28	1-5	0-0	10	3	1	4	0	1	2
Jarell Eddie, f	25	4-9	0-0	7	2	0	0	0	0	9
Victor Davila, c	22	2-4	4-5	3	2	1	1	1	1	8
Robert Brown	19	4-9	0-1	4	2	1	1	0	0	8
Cadarian Raines	18	2-4	0-0	4	1	0	4	1	0	4
Marquis Rankin	5	0-0	0-0	0	0	0	0	0	0	0
C.J. Barksdale	12	0-1	2-2	3	1	0	0	0	0	2
TEAM				4			1			
Totals	200	24-59	15-17	47	14	6	16	2	3	67

OKLAHOMA STATE (7-6, 0-0 BIG 12)

Player	MP	FG	FT	TR	PF	A	TO	Blk	Stl	TP
Keiton Page, g	36	8-21	0-0	1	4	3	2	0	2	21
Markel Brown, g	8	1-4	0-0	0	0	0	1	0	0	2
Jean-Paul Olukemi, f	18	3-7	1-1	4	0	0	2	0	0	8
Le'Bryan Nash, f	33	1-6	2-4	4	2	1	4	0	1	4
Phillip Jurick, c	25	2-2	1-2	5	3	3	1	3	1	5
Cezar Guerrero	24	1-5	2-2	3	5	2	1	0	1	5
Brian Williams	33	6-9	1-2	4	2	0	0	0	1	14
Marek Soucek	2	0-0	0-0	0	0	0	0	0	0	0
Michael Cobbins	21	1-1	0-0	3	1	0	1	0	0	2
TEAM										
Totals	200	23-55	7-11	24	17	9	12	3	6	61

3-Pointers.....VT 4 (Hudson 2, Eddie, Green)
OSU 8 (Page 5, Guerrero, Olukemi, Williams)

Blocks.....VT 2 (Davila, Raines)
OSU 3 (Jurick 3)

Steals.....VT 3 (Davila, Finney-Smith, Green)
OSU 6 (Page 2, Guerrero, Jurick, Nash, Williams)

Officials.....Simmons, Kersey, Corbin

Technicals.....None

Attendance.....12,500

Percentages:

Virginia Tech	FG%...40.7	3FG%...25.0	FT%...88.2
Oklahoma State	FG%...41.6	3FG%...36.4	FT%...63.6

Virginia Tech	28	39	—	67
Oklahoma State	23	38	—	61

GAME 15

WAKE FOREST 58, VIRGINIA TECH 55

JAN. 7, 2011 • NOON • WINSTON-SALEM, N.C.

Virginia Tech rallied from an eight-point second-half deficit to take the lead with a little more than a minute to play, but Wake Forest's C.J. Harris buried a 3-pointer with 18 seconds left to lift the Demon Deacons past the Hokies 58-55 in the ACC opener for both teams.

With the loss, Tech fell to 11-4 overall, 0-1 in the league. Wake Forest moved to 10-5, 1-0, and snapped a five-game losing skid to the Hokies.

Tech started slowly, trailing by as many as 13 in the first half and by seven with 7:13 remaining in the game. But the Hokies rallied, taking their first lead, 53-52, on a 3-pointer by **Jarell Eddie** with 1:20 left.

On Wake's next possession, Harris canned a 3-pointer with 1:05 remaining to give the Demon Deacons a 55-53 lead. That lead, though, lasted only 19 seconds, as Tech's **Erick Green** hit a jumper with 46 seconds to go that tied the game at 55.

But Harris answered again for the Demon Deacons. Using a screen, he nailed a 3-pointer with 18 seconds left to give Wake a 58-55 lead.

Green paced the Hokies with 19 points, hitting 9 of 18 from the floor. He also tied a career high with seven rebounds. Eddie added 12 points for Tech, which shot 39.7 percent from the floor.

Harris had 13 points to lead the Demon Deacons, while McKie finished with 12 points and 15 rebounds.

VIRGINIA TECH (11-4, 0-1 ACC)

Player	MP	FG	FT	TR	PF	A	TO	Blk	Stl	TP
Victor Davila, f	28	3-4	2-4	7	2	0	1	0	0	8
Dorian Finney-Smith, f	33	0-1	0-0	7	1	0	0	0	2	0
Jarell Eddie, f	18	4-7	0-0	3	4	0	4	1	0	12
Dorenzo Hudson, g	33	4-13	0-0	2	1	3	2	1	1	8
Erick Green, g	37	9-18	0-0	7	3	6	3	1	2	19
Robert Brown	23	2-6	1-2	0	1	1	0	0	1	6
Cadarian Raines	12	0-2	0-0	2	1	0	0	1	1	0
Marquis Rankin	9	1-6	0-0	1	1	0	0	0	0	2
C.J. Barksdale	7	0-1	0-0	1	0	0	0	0	0	0
TEAM				1						
Totals	200	23-58	3-6	31	14	10	10	4	7	55

WAKE FOREST (10-5, 1-0 ACC)

Player	MP	FG	FT	TR	PF	A	TO	Blk	Stl	TP
Nikita Mescheriakov, f	28	2-6	4-6	10	2	1	4	1	1	9
Travis McKie, f	35	6-14	0-1	15	3	1	3	0	0	12
Ty Walker, c	24	1-4	2-2	2	0	2	2	1	1	4
Tony Chennault, g	28	3-8	0-0	4	1	1	2	0	1	7
C.J. Harris, g	39	3-8	4-4	5	1	4	2	0	0	13
Daniel Green	5	0-0	0-0	1	0	0	0	0	0	0
Chase Fischer	25	3-7	0-0	1	1	1	1	0	0	8
Carson Desrosiers	16	2-5	0-0	1	3	3	1	4	0	5
TEAM				5			1			
Totals	200	20-52	10-13	42	12	13	16	6	3	58

3-Pointers.....VT 6 (Eddie 4, Brown, Green)
WF 8 (Harris 3, Fischer 2, Chennault, Desrosiers, Mescheriakov)

Blocks.....VT 4 (Eddie, Green, Hudson, Raines)
WF 6 (Desrosiers 4, Mescheriakov, Walker)

Steals.....VT 7 (Finney-Smith 2, Green 2, Brown, Hudson, Raines)
WF 3 (Chennault, Mescheriakov, Walker)

Officials.....Luckie, Eades, Kelly

Technicals.....None

Attendance.....10,037

Percentages:

Virginia Tech	FG%...39.7	3FG%...27.3	FT%...50.0
Wake Forest	FG%...38.5	3FG%...44.4	FT%...76.9

Virginia Tech	24	31	—	55
Wake Forest	32	26	—	58

THE STAT CREW SYSTEM
Virginia Tech Combined Team Statistics (as of Jan 07, 2012)
All games

RECORD:	OVERALL	HOME	AWAY	NEUTRAL
ALL GAMES	11-4	8-1	2-2	1-1
CONFERENCE	0-1	0-0	0-1	0-0
NON-CONFERENCE	11-3	8-1	2-1	1-1

##	Player	gp-gs	min	avg	Total		3-Point		F-Throw		Rebounds				pf	dq	a	to	blk	stl	pts	avg
					fg-fga	fg%	3fg-fga	3fg%	ft-fga	ft%	off	def	tot	avg								
11	Erick Green	14-13	459	32.8	78-158	.494	20-48	.417	44-51	.863	11	39	50	3.6	22	0	48	27	3	22	220	15.7
05	Dorenzo Hudson	15-15	450	30.0	57-142	.401	12-50	.240	47-54	.870	14	30	44	2.9	22	0	28	29	2	11	173	11.5
31	Jarell Eddie	15-15	369	24.6	47-94	.500	25-46	.543	27-30	.900	7	68	75	5.0	47	0	17	19	7	8	146	9.7
01	Robert Brown	15-0	318	21.2	43-108	.398	21-62	.339	19-27	.704	5	23	28	1.9	27	0	28	16	6	12	126	8.4
14	Victor Davila	15-15	325	21.7	42-78	.538	0-0	.000	22-38	.579	15	40	55	3.7	41	2	9	22	11	8	106	7.1
15	Dorian Finney-Smith	15-15	468	31.2	32-92	.348	12-30	.400	30-48	.625	47	75	122	8.1	43	1	38	31	14	11	106	7.1
04	Cadarian Raines	15-0	228	15.2	30-58	.517	0-0	.000	10-19	.526	29	35	64	4.3	36	2	9	14	15	14	70	4.7
21	Tyrone Garland	8-1	86	10.8	13-26	.500	2-9	.222	9-12	.750	3	1	4	0.5	8	0	10	10	0	3	37	4.6
42	C.J. Barksdale	15-0	177	11.8	17-31	.548	0-0	.000	15-19	.789	22	27	49	3.3	12	0	5	9	5	4	49	3.3
10	Marquis Rankin	8-1	88	11.0	6-19	.316	2-7	.286	0-2	.000	3	2	5	0.6	6	0	10	5	1	3	14	1.8
25	Will Johnston	3-0	8	2.7	1-3	.333	1-3	.333	0-0	.000	0	0	0	0.0	0	0	0	0	0	0	3	1.0
24	Joey Racer	5-0	14	2.8	1-6	.167	0-2	.000	0-0	.000	2	2	4	0.8	1	0	0	4	0	0	2	0.4
02	Joey van Zegeren	3-0	10	3.3	0-0	.000	0-0	.000	0-0	.000	0	0	0	0.0	2	0	0	0	1	0	0	0.0
Team											23	26	49				6					
Total.....		15	3000		367-815	.450	95-257	.370	223-300	.743	181	368	549	36.6	267	5	202	192	65	96	1052	70.1
Opponents.....		15	3000		323-824	.392	62-242	.256	182-271	.672	182	308	490	32.7	262	-	152	189	56	79	890	59.3

TEAM STATISTICS	VT	OPP	Date	Opponent	Score	Att.
SCORING	1052	890	11/12/11	EAST TENNESSEE STATE	w 64-53	7189
Points per game	70.1	59.3	11/14/11	MONMOUTH	w 91-46	3052
Scoring margin	+10.8	-	11/15/11	FLORIDA INTERNATIONAL	w 78-63	3148
FIELD GOALS-ATT	367-815	323-824	11/23/11	vs SYR	L 58-69	8293
Field goal pct	.450	.392	11-25-11	vs OSU	w 59-57	8477
3 POINT FG-ATT	95-257	62-242	11/27/11	ST. BONAVENTURE	w 73-64	8710
3-point FG pct	.370	.256	11/30/11	at Minnesota	L 55-58	10487
3-pt FG made per game	6.3	4.1	12/04/11	KANSAS STATE	L 61-69	8782
FREE THROWS-ATT	223-300	182-271	12/07/11	at Rhode Island	w 78-67	3982
Free throw pct	.743	.672	12/11/11	NORFOLK STATE	w 73-60	8869
F-Throws made per game	14.9	12.1	12/17/11	CAMPBELL	w 85-60	8854
REBOUNDS	549	490	12/19/11	NORTH FLORIDA	w 84-55	8818
Rebounds per game	36.6	32.7	12/22/11	EASTERN MICHIGAN	w 71-50	9563
Rebounding margin	+3.9	-	12-31-11	at OSU	w 67-61	12500
ASSISTS	202	152	* 01/07/12	at Wake Forest	L 55-58	10037
Assists per game	13.5	10.1				
TURNOVERS	192	189				
Turnovers per game	12.8	12.6				
Turnover margin	-0.2	-				
Assist/turnover ratio	1.1	0.8				
STEALS	96	79				
Steals per game	6.4	5.3				
BLOCKS	65	56				
Blocks per game	4.3	3.7				
ATTENDANCE	66985	53776				
Home games-Avg/Game	9-7443	4-9252				
Neutral site-Avg/Game	-	2-8385				

* - Conference game

Score by Periods	1st	2nd	Totals
Virginia Tech	459	593	1052
Opponents	374	516	890

THE STAT CREW SYSTEM
Virginia Tech Combined Team Statistics (as of Jan 07, 2012)
Conference games

RECORD:	OVERALL	HOME	AWAY	NEUTRAL
ALL GAMES	0-1	0-0	0-1	0-0
CONFERENCE	0-1	0-0	0-1	0-0
NON-CONFERENCE	0-0	0-0	0-0	0-0

##	Player	gp-gs	min	avg	Total		3-Point		F-Throw		Rebounds				pf	dq	a	to	blk	stl	pts	avg
					fg-fga	fg%	3fg-fga	3fg%	ft-fga	ft%	off	def	tot	avg								
11	Erick Green	1-1	37	37.0	9-18	.500	1-4	.250	0-0	.000	1	6	7	7.0	3	0	6	3	1	2	19	19.0
31	Jarell Eddie	1-1	18	18.0	4-7	.571	4-6	.667	0-0	.000	1	2	3	3.0	4	0	0	4	1	0	12	12.0
14	Victor Davila	1-1	28	28.0	3-4	.750	0-0	.000	2-4	.500	2	5	7	7.0	2	0	0	1	0	0	8	8.0
05	Dorenzo Hudson	1-1	33	33.0	4-13	.308	0-5	.000	0-0	.000	1	1	2	2.0	1	0	3	2	1	1	8	8.0
01	Robert Brown	1-0	23	23.0	2-6	.333	1-5	.200	1-2	.500	0	0	0	0.0	1	0	1	0	0	1	6	6.0
10	Marquis Rankin	1-0	9	9.0	1-6	.167	0-2	.000	0-0	.000	1	0	1	1.0	1	0	0	0	0	0	2	2.0
15	Dorian Finney-Smith	1-1	33	33.0	0-1	.000	0-0	.000	0-0	.000	1	6	7	7.0	1	0	0	0	0	2	0	0.0
42	C.J. Barksdale	1-0	7	7.0	0-1	.000	0-0	.000	0-0	.000	0	1	1	1.0	0	0	0	0	0	0	0	0.0
04	Cadarian Raines	1-0	12	12.0	0-2	.000	0-0	.000	0-0	.000	1	1	2	2.0	1	0	0	0	1	1	0	0.0
Team											1	0	1									
Total.....		1	200		23-58	.397	6-22	.273	3-6	.500	9	22	31	31.0	14	0	10	10	4	7	55	55.0
Opponents.....		1	200		20-52	.385	8-18	.444	10-13	.769	13	29	42	42.0	12	-	13	16	6	3	58	58.0

TEAM STATISTICS	VT	OPP	Date	Opponent	Score	Att.
SCORING	55	58	* 01/07/12	at Wake Forest	L 55-58	10037
Points per game	55.0	58.0				
Scoring margin	-3.0	-				
FIELD GOALS-ATT	23-58	20-52				
Field goal pct	.397	.385				
3 POINT FG-ATT	6-22	8-18				
3-point FG pct	.273	.444				
3-pt FG made per game	6.0	8.0				
FREE THROWS-ATT	3-6	10-13				
Free throw pct	.500	.769				
F-Throws made per game	3.0	10.0				
REBOUNDS	31	42				
Rebounds per game	31.0	42.0				
Rebounding margin	-11.0	-				
ASSISTS	10	13				
Assists per game	10.0	13.0				
TURNOVERS	10	16				
Turnovers per game	10.0	16.0				
Turnover margin	+6.0	-				
Assist/turnover ratio	1.0	0.8				
STEALS	7	3				
Steals per game	7.0	3.0				
BLOCKS	4	6				
Blocks per game	4.0	6.0				
ATTENDANCE	0	10037				
Home games-Avg/Game	0-0	1-10037				
Neutral site-Avg/Game	-	0-0				

Score by Periods	1st	2nd	Totals
Virginia Tech	24	31	55
Opponents	32	26	58

THE STAT CREW SYSTEM
Virginia Tech Team Game-by-Game Comparison (as of Jan 07, 2012)
All games

Opponent	1st	2nd	Score	Mar	Total FG	FG Pct	3-Pointers	3FG Pct	Free Throws	FT Pct	Rebounds	Assist	T/Over	Block	Steal	Fouls
EAST TENNESSEE STATE	24/21	40/32	64-53	+11	19-48/19-64	.396/.297	5-18/2-17	.278/.118	21-30/13-22	.700/.591	42/39 +3	13/4	15/13	9/1	7/5	19/19
MONMOUTH	42/24	49/22	91-46	+45	30-48/15-56	.625/.268	10-15/1-17	.667/.059	21-35/15-29	.600/.517	40/35 +5	20/4	14/15	6/0	8/3	24/23
FLORIDA INTERNATIONAL	33/26	45/37	78-63	+15	28-54/20-57	.519/.351	7-19/4-16	.368/.250	15-19/19-23	.789/.826	35/29 +6	20/9	16/11	5/3	3/7	22/21
SYR	29/27	29/42	58-69	(11)	20-47/28-58	.426/.483	8-19/7-15	.421/.467	10-12/6-8	.833/.750	27/32 (5)	15/17	16/9	3/6	5/8	15/14
OSU	32/23	27/34	59-57	+2	18-57/20-49	.316/.408	4-16/3-17	.250/.176	19-30/14-21	.633/.667	46/35 +11	7/9	11/11	4/5	6/3	20/25
ST. BONAVENTURE	25/21	48/43	73-64	+9	23-47/24-63	.489/.381	7-15/5-16	.467/.313	20-25/11-13	.800/.846	28/36 (8)	13/14	10/13	6/1	6/3	17/20
Minnesota	28/25	27/33	55-58	(3)	20-53/24-48	.377/.500	8-17/2-13	.471/.154	7-7/8-15	1000/.533	32/30 +2	12/17	12/9	3/5	6/9	17/12
KANSAS STATE	28/22	33/47	61-69	(8)	22-65/23-55	.338/.418	3-18/3-13	.167/.231	14-21/20-33	.667/.606	45/42 +3	6/10	13/12	5/6	6/8	27/18
Rhode Island	28/27	50/40	78-67	+11	30-55/22-55	.545/.400	7-16/2-11	.438/.182	11-13/21-24	.846/.875	33/29 +4	17/10	14/11	5/4	9/5	20/12
NORFOLK STATE	39/34	34/26	73-60	+13	25-59/22-45	.424/.489	7-15/5-14	.467/.357	16-20/11-17	.800/.647	36/28 +8	10/10	9/13	3/7	5/3	16/18
CAMPBELL	32/29	53/31	85-60	+25	29-53/26-59	.547/.441	5-12/1-12	.417/.083	22-27/7-14	.815/.500	27/33 (6)	17/10	9/15	3/3	7/5	16/19
NORTH FLORIDA	40/31	44/24	84-55	+29	32-59/21-51	.542/.412	7-17/5-16	.412/.313	13-16/8-15	.813/.533	37/25 +12	19/9	12/16	5/2	11/4	15/13
EASTERN MICHIGAN	27/9	44/41	71-50	+21	24-53/16-57	.453/.281	7-22/6-25	.318/.240	16-22/12-13	.727/.923	43/31 +12	17/7	15/13	2/4	7/7	11/19
OSU	28/23	39/38	67-61	+6	24-59/23-55	.407/.418	4-16/8-22	.250/.364	15-17/7-11	.882/.636	47/24 +23	6/9	16/12	2/3	3/6	14/17
Wake Forest	24/32	31/26	55-58	(3)	23-58/20-52	.397/.385	6-22/8-18	.273/.444	3-6/10-13	.500/.769	31/42 (11)	10/13	10/16	4/6	7/3	14/12

Note: Game totals are displayed in the format TEAM/OPPONENT for each category

THE STAT CREW SYSTEM
Virginia Tech Points-Rebounds-Assists (as of Jan 07, 2012)
All games

Opponent	Date	Score		01	02	04	05	10	11	14
				BROWN,ROBE	ZEGEREN,JO	RAINES,CAD	HUDSON,DOR	RANKIN,MAR	GREEN,ERIC	DAVILA,VIC
EAST TENNESSEE STATE	11/12/11	64-53	w	12-3-0	0-0-0	0-2-0	9-2-1	DNP	DNP	7-6-3
MONMOUTH	11/14/11	91-46	w	19-1-3	0-0-0	5-6-2	18-4-3	DNP	11-2-5	6-5-0
FLORIDA INTERNATIONAL	11/15/11	78-63	w	2-2-3	0-0-0	2-1-1	31-5-2	DNP	12-2-0	11-7-2
vs SYR	11/23/11	58-69	L	3-1-3	DNP	3-1-0	13-2-2	DNP	14-5-2	6-2-0
vs OSU	11-25-11	59-57	w	8-1-1	DNP	3-9-1	7-3-1	DNP	18-1-1	2-5-1
ST. BONAVENTURE	11/27/11	73-64	w	5-2-4	DNP	6-4-0	8-3-1	DNP	19-3-4	13-2-0
at Minnesota	11/30/11	55-58	L	13-1-3	DNP	0-1-0	0-3-3	DNP	25-4-4	10-7-0
KANSAS STATE	12/04/11	61-69	L	15-3-1	DNP	6-5-0	7-4-0	2-1-1	14-7-3	1-1-0
at Rhode Island	12/07/11	78-67	w	2-1-3	DNP	12-4-1	8-3-4	0-0-1	24-2-1	0-1-0
NORFOLK STATE	12/11/11	73-60	w	5-5-1	DNP	10-7-2	7-2-1	0-1-2	12-4-1	6-0-0
CAMPBELL	12/17/11	85-60	w	5-1-3	DNP	5-3-1	15-1-3	4-0-1	12-2-6	15-3-0
NORTH FLORIDA	12/19/11	84-55	w	14-3-1	DNP	4-11-0	16-3-1	0-2-4	12-1-8	8-2-1
EASTERN MICHIGAN	12/22/11	71-50	w	9-0-0	DNP	10-4-1	8-2-3	6-0-1	12-3-4	5-4-1
at OSU	12-31-11	67-61	w	8-4-1	DNP	4-4-0	18-5-0	0-0-0	16-7-3	8-3-1
at Wake Forest	01/07/12	55-58	L	6-0-1	DNP	0-2-0	8-2-3	2-1-0	19-7-6	8-7-0

Opponent	Date	Score		15	21	24	25	31	42
				FINNEY-SMI	GARLAND,TY	RACER,JOEY	JOHNSTON,W	EDDIE,JARE	BARKSDALE,
EAST TENNESSEE STATE	11/12/11	64-53	w	10-16-5	13-0-3	DNP	DNP	8-2-1	5-7-0
MONMOUTH	11/14/11	91-46	w	1-7-3	18-2-1	0-0-0	DNP	13-3-2	0-6-1
FLORIDA INTERNATIONAL	11/15/11	78-63	w	14-10-5	2-0-5	2-1-0	DNP	0-5-2	2-0-0
vs SYR	11/23/11	58-69	L	2-7-3	0-0-0	DNP	DNP	17-4-5	0-1-0
vs OSU	11-25-11	59-57	w	10-14-1	4-2-0	DNP	DNP	4-7-1	3-1-0
ST. BONAVENTURE	11/27/11	73-64	w	11-8-3	0-0-0	DNP	DNP	11-4-1	0-2-0
at Minnesota	11/30/11	55-58	L	3-6-1	0-0-1	DNP	DNP	4-3-0	0-0-0
KANSAS STATE	12/04/11	61-69	L	6-7-1	DNP	DNP	DNP	4-5-0	6-4-0
at Rhode Island	12/07/11	78-67	w	11-6-3	0-0-0	DNP	DNP	15-6-2	6-7-2
NORFOLK STATE	12/11/11	73-60	w	6-5-2	DNP	DNP	DNP	24-7-1	3-3-0
CAMPBELL	12/17/11	85-60	w	10-4-2	DNP	0-1-0	0-0-0	11-8-1	8-2-0
NORTH FLORIDA	12/19/11	84-55	w	14-7-4	DNP	0-0-0	0-0-0	8-4-0	8-2-0
EASTERN MICHIGAN	12/22/11	71-50	w	6-8-4	DNP	0-2-0	3-0-0	6-7-1	6-10-2
at OSU	12-31-11	67-61	w	2-10-1	DNP	DNP	DNP	9-7-0	2-3-0
at Wake Forest	01/07/12	55-58	L	0-7-0	DNP	DNP	DNP	12-3-0	0-1-0