

HOKIE HOOPS

2011-12 GAME NOTES

Game 10
Virginia Tech (6-3, 0-0)
 vs.
Norfolk State (6-3, 0-0)



Hokies take an exam break with first-ever meeting with Norfolk State



Sun., Dec. 11, 2011 • 4 p.m.
 Cassell Coliseum (9,847), Blacksburg, Va.

Series vs. NSU: first meeting **Series Streak:** first meeting
Last Meeting vs. the Spartans: first meeting
Live Stats: hokiesports.com
Radio: Virginia Tech IMG Sports Network **TV:** ESPN3.com



NOTING THE HOKIES

Entering This Afternoon's Game

Virginia Tech is 6-3 on the season.
 Norfolk State is 6-3 on the season.
 This is the first eve meeting between the two schools.

The victory at Rhode Island

The Hokies defeated Rhode Island, 78-67, in Kingston, R.I. on Wednesday night.
Erick Green came off the bench with 24 points to lead four Hokies in double figures.
Cadarian Raines scored a career-high 12 points in the win.

Greenberg Facts

Seth Greenberg is 160-109 (.595) at Virginia Tech and 373-279 (.572) in his 22nd season as a collegiate head coach.
 Greenberg is 104-32 (.765) as a head coach in Cassell Coliseum.

Interesting Side Notes

Virginia Tech has led at the half in every game this season.
Dorenzo Hudson leads all active ACC players in career minutes played (2,742).
 Virginia Tech's 45-point victory over Monmouth is the largest margin of victory by an ACC team this season.

Rankin Returns

Marquis Rankin, who had knee surgery on Oct. 6, returned to action in the Hokies' loss to Kansas State.
 Rankin scored two points and had one assist in seven minutes of action.
 Rankin made his first career start in the win at Rhode Island.

DFS Shines in the Early Going

Dorian Finney-Smith leads ACC freshmen in rebounding, assists and double-doubles.
 Finney-Smith's three double-doubles are tied for second in the ACC this season.
 DFS has three of the top five rebounding performances by an ACC freshman this season. He also has two of the three five-assist games by an ACC freshman this season.

Thompson Out for the Season

Redshirt senior forward, **JT Thompson**, will miss the 2011-12 season after suffering a tear to the ACL in his right knee on Nov. 2. He missed the entire 2010-11 season with the same injury to his left knee.

2011-12 Schedule & Results

(6-3, 0-0 ACC)

Date	Opponent	W	L	Score	TV
11/12	ETSU (ESPN3)	W		64-53	
NIT Season Tip-Off - Blacksburg, Va.					
11/14	MONMOUTH# (ESPN3)	W		91-46	
11/15	FIU# (ESPN3)	W		78-63	
NIT Season Tip-Off - New York, N.Y.					
11/23	#5/5 Syracuse^ (ESPN2)	L		58-69	
11/25	Oklahoma State^ (ESPN)	W		59-57	
11/27	ST. BONAVENTURE (ESPN3)	W		73-64	
Big Ten/ACC Challenge					
11/30	at Minnesota% (ESPN2)	L		55-58	
12/ 4	KANSAS STATE (ESPN)	L		69-61	
12/ 7	at Rhode Island (Cox HD)	W		78-67	
12/11	NORFOLK STATE			4 p.m.	ESPN3.com
12/17	CAMPBELL			4 p.m.	
12/19	NORTH FLORIDA			7 p.m.	theACC.com
12/22	EASTERN MICHIGAN			7 p.m.	ESPN3.com
12/31	at Oklahoma State			12 p.m.	ESPN2
1/ 7	at Wake Forest*			12 p.m.	ACCN/ ESPN3
1/10	FLORIDA STATE*			7 p.m.	ESPN
1/14	at Boston College*			3 p.m.	RSN/ ESPN3
1/19	NORTH CAROLINA*			9 p.m.	ESPN/2/3
1/22	at Virginia*			6 p.m.	ESPN
1/25	BYU			7 p.m.	ESPN \$
1/28	at Maryland*			2:30 p.m.	ACCN/ ESPN3
2/ 2	DUKE*			7 p.m.	ESPN/2/3
2/ 4	CLEMSON*			4 p.m.	RSN/ ESPN3
2/ 9	at Miami*			9 p.m.	ESPN/2/3
2/12	BOSTON COLLEGE*			6 p.m.	ESPN
2/16	at Florida State*			7 p.m.	ESPN/2/3
2/18	GEORGIA TECH*			3 p.m.	RSN/ ESPN3
2/21	VIRGINIA*			9 p.m.	ESPN
2/25	at Duke*			12 p.m.	ACCN/ ESPN3
3/ 1	at Clemson*			9 p.m.	ACCN/ ESPN3
3/ 4	NC STATE*			6 p.m.	ESPN
3/ 8-	ACC Tournament				ACCN/ESPN/2/ESPN
3/11	(Philips Arena, Atlanta, Ga.)				

* - Atlantic Coast Conference Games
 # - NIT Season Tip-Off, Blacksburg, Va.
 ^ - NIT Season Tip-Off, New York, N.Y.
 % - Big Ten/ACC Challenge, Minneapolis, Minn.
 \$ - Also shown on ESPN3.com
 All times are EST and are subject to change

Television

ESPN3.com
 Jerry Massey & Glenn Consor



Virginia Tech IMG Sports Network
 Bill Roth & Mike Burnop

Follow us on twitter

@VT_MBBall

Virginia Tech Athletics Communications

Primary Contact
 Bill Dyer - Associate Director
 wdyer@vt.edu
 (o) - 540-231-8853
 (c) - 540-998-5906
Secondary Contact
 Rachel Perreault - Communications Assistant
 rachelp5@vt.edu
 (o) - 540-231-2228

Hokie Probables

F	31	Jarell Eddie	So.	6-7	Charlotte, N.C.
		8.4 ppg, 4.3 rpg, 1.6 apg			
F	15	Dorian Finney-Smith	Fr.	6-8	Portsmouth, Va.
		7.6 ppg, 9.0 rpg, 2.8 apg			
C	14	Victor Davila	Sr.	6-8	Canovanas, P.R.
		6.2 ppg, 4.0 rpg, .511 FG%			
G	5	Dorenzo Hudson	r-Sr.	6-5	Charlotte, N.C.
		11.2 ppg, 3.2 rpg, 1.9 apg			
G	11	Erick Green	Jr.	6-4	Winchester, Va.
		17.1 ppg, 3.3 rpg, 2.5 apg			



Last Time Out: VT 78. URI 67

The Hokies snapped their two-game losing streak with a 78-67 win at Rhode Island on Wednesday night ... **Erick Green** did not make the start, but came off the bench with 24 points to lead four Hokies in double figures ... Jarell Eddie scored 15 points, **Cadarian Raines** recorded a new career-high with 12 points and **Dorian Finney-Smith** added 11 points in the win ... Tech shot 54.5 percent from the field, including 65.4 percent from the floor in the second half.

The Series vs. Norfolk State

This is the first-ever meeting between the two schools ... Tech is 23-0 all-time against teams in the Mid Eastern Athletic Conference.

The State We're In

Virginia Tech is 418-304 (.579) all-time against schools from Virginia ... Tech was 1-2 against state schools last season ... The Hokies have played 13 schools from the state ... The only state Division I schools that Tech has not played are Norfolk State and Hampton ... Tech holds winning records against 10 of the schools and even records against two others ... Tech is 23-14 against schools from Virginia under **Seth Greenberg**.

Lots of Youth

Among the Hokies' 11 active scholarship players (10 plus **Marquis Rankin**, who returned to action on Dec. 4), the Hokies have two seniors, one junior, three sophomores and five freshmen ... The three sophomores had seen a combined 678 minutes of playing time up until this season ... None of the three had ever started a game and the trio had played a very few minutes of meaningful ACC action ... Add to the fact that redshirt senior **Dorenzo Hudson** had missed the majority of last season before gaining a medical redshirt and this team becomes an extremely inexperienced total group.

Rankin Returns

Freshman point guard **Marquis Rankin** returned to action in the loss to Kansas State ... He had missed the team's first seven games following knee surgery on Oct. 6 ... Rankin injured the knee during preseason drills ... The surgery was performed by team orthopaedic surgeon Dr. Marc Siegel at Lewis Gale Hospital at Montgomery in Blacksburg, Va. ... The surgery was to clean up cartilage in the knee ... He scored two points and had an assist in seven minutes of action ... In the win at Rhode Island, Rankin made his first career start, playing 12 minutes.



Marquis Rankin

Moving Past 100

Seth Greenberg is 104-32 as a head coach in Cassell Coliseum, good for a winning percentage of .765 ... Greenberg is 63-10 (.863) against non-conference competition in Cassell Coliseum.



Seth Greenberg

We Like Threes

The Hokies have hit at least one three-pointer in every game since joining the ACC in the 2004-05 season ... Tech has now hit a three in 279 consecutive games, passing the streak of 277 consecutive games, from 1986-1995 ... Since the three-point arc was added to college basketball for the 1986-87 season, the Hokies have hit at least one three in all but three games ... The last time that the Hokies did not record a three-point field goal in a game was at Providence on Feb. 1, 2003 ... Tech has had nine games with only one three-pointer under **Seth Greenberg**.

Bruised, Sore, But Okay

In the loss at Minnesota, **Erick Green** was knocked off the elevated playing surface at Williams Arena inside the final 30 seconds of action and had to be helped to the Virginia Tech bench, holding his shoulder ... Green returned to the game and his game-tying attempt at the buzzer spun off the rim ... Green suffered a bruised shoulder, but started against Kansas State, scoring 14 points and grabbing a career-high seven rebounds ... He scored 24 points in the Hokies' win at Rhode Island.



Erick Green

Close Games

The Hokies are 48-45 under **Seth Greenberg** in games that have been decided in overtime or by five-or-fewer points ... Tech is 1-1 in such games this season.

Raines Makes the Most of His Time

Cadarian Raines was limited to just 12 minutes of action in the win over Oklahoma State, but the sophomore post made the most of his minutes ... Raines grabbed a career-high nine rebounds in that time and also blocked three Cowboy shots ... In the win over St. Bonaventure, Raines grabbed four rebounds in just eight minutes of action ... In the loss to Kansas State, Raines had five rebounds and six points in 15 minutes of action.



Cadarian Raines

More on Raines

In the Hokies win at Rhode Island on Wednesday night, **Cadarian Raines** recorded a new career-high, as he scored 12 points in the win ... He also had a career-high with three steals ... He was six of eight from the field and grabbed four rebounds.

Green is Good

Erick Green was named to the 2011 NIT Season Tip-Off All-Tournament team ... Green scored 14 points in the loss to #5/5 Syracuse and led the Hokies with 18 points in the win over Oklahoma State.

They're Free, Aren't They

In the Virginia Tech win over FIU, **Dorenzo Hudson** hit all 12 of his free throw attempts ... That is a new career high for perfect free throw shooting in a game for Hudson and is the first game that a Hokie made at least 10 free throws in a game and shot 1.000 since Malcolm Delaney hit 14 of 14 from the line against Maryland on Feb. 15, 2011 ... In all, Delaney had nine career games of making at least 10 free throws in a game and shooting 1.000 ... This is the first time that Hudson has ever made all of his free throw attempts in a game and made 10-or-more free throws ... Hudson made 20-of-21 free throws in the win against Seton Hall on Jan. 2, 2010 in Cancun, Mexico, a game in which Hudson scored a career-high 41 points.



Dorenzo Hudson

Perfect From the Line

In the loss at Minnesota, the Hokies made all seven of their free throw attempts in the game ... Tech was 5-5 in the first half and 2-2 in the second half ... Tech made 11 of 13 free throws in the win at Rhode Island.

More on Free Throws

The Hokies have four players that have played 200 or more minutes this season ... Three of those players, **Erick Green**, **Dorenzo Hudson** and **Jarell Eddie**, are shooting .800 from the line or better ... Eddie is shooting .905 from the line.



Jarell Eddie

More on Hudson's Free Throws

With his last two free throws in the win over Monmouth, his six for six performance in the loss to #5/5 Syracuse and making his first attempt in the win over Oklahoma State, **Dorenzo Hudson** made 21 consecutive free throw attempts ... He is 28 of 33 from the line so far this season, good for 84.8 percent.



Another Milestone

In Virginia Tech's win over Penn State last season, **Seth Greenberg** recorded his 350th victory as a collegiate head coach ... His record in 22 years as a head coach is 373-279 (.572).

The First Freshman

Dorian Finney-Smith accomplished something in the win over ETSU that has not happened in Blacksburg for quite some time ... His double-double of 10 points and 16 rebounds is the first time a Hokie freshman has accomplished that feat in their collegiate debut since Nov. 9, 2007, when Jeff Allen scored 19 points and had 10 rebounds against Elon ... Allen was the first since Dale Solomon accomplished that feat with 23 points and 11 rebounds in a win over Buffalo State in 1978 ... The last time a Virginia Tech freshman had at least 16 rebounds in any game was Ace Custis, who grabbed 16 rebounds against VMI on Dec. 9, 1993 ... Finney-Smith added his second career double-double with 14 points and 10 rebounds in the win over FIU and recorded No. 3 with 10 points and 14 rebounds in the win over Oklahoma State.



Dorian Finney-Smith

More on DFS

Dorian Finney-Smith is the only player in the ACC in the top 10 in rebounding and assists ... He leads the Hokies in rebounds, blocked shots and total assists.

What Brown Can Do For Us

Robert Brown came out of the blocks fast for the Hokies ... In his first two collegiate games, Brown scored 12 points in the win over ETSU and 19 points to lead the Hokies in scoring in the win over Monmouth ... He is currently third on the team in scoring after a 13 point performance at Minnesota and leading the team with 15 points against Kansas State.



Robert Brown

We'll See You Soon

Prior to Thanksgiving of 2010, the Hokies and Oklahoma State had never met in basketball ... Tech defeated OSU in Anaheim last year and in Madison Square Garden on Nov. 25 ... Tech will also travel to Stillwater on New Years Eve to face the Cowboys and the two teams will meet in Blacksburg next season.

Hudson Topped the List

Dorenzo Hudson scored 31 points in the win over FIU on Nov. 15 ... That marked the first time this season that an ACC player scored 30-or-more-points in a game ... It also marked the first time since Malcolm Delaney scored 33 points in the home win over Georgia Tech on Feb. 13, 2011, that a Hokie scored 30-or-more points in a game ... The 31 points is the second-highest point total for Hudson in a game ... His career high in scoring is 41 points in an overtime win over Seton Hall in Cancun, Mexico on Jan. 2, 2010 ... Hudson currently ranks tied for third in single game scoring by an ACC player this season.

Green Returns

Erick Green strained his right achilles tendon in practice on Nov. 4 and missed the season-opening win over ETSU ... He returned to action in the win over Monmouth, scoring 11 points and leading the team with five assists in 23 minutes of action and had 12 points in 25 minutes of action in the win over FIU ... In the loss to #5/5 Syracuse, Green played a season-high 36 minutes and scored 14 points and he scored 18 points in 39 minutes in the win over Oklahoma State ... Green scored a team-high 19 points in the win over St. Bonaventure and a career-high 25 points in the loss at Minnesota ... In the loss to Kansas State, Green scored 14 points and grabbed a career-high seven rebounds ... He scored 24 points in the Hokies' win at Rhode Island.

Hokies Pass 1,300

Virginia Tech is now 1334-1094 all-time in collegiate basketball, good for a .549 winning percentage ... This is the Hokies' 103rd season of men's basketball.

Hudson Back on Track

Dorenzo Hudson returned to action for the Hokies in the win over ETSU ... The redshirt senior missed most of last season with a foot injury and gained a medical redshirt ... Even in a hobbled state, Hudson averaged 10.4 points per game in the 2010-11 season before being shutdown ... As a healthy junior in the 2009-10 season, Hudson earned third team All-ACC honors, while averaging 15.2 points per game ... Statistically in that season, he was the most improved player in the ACC and his 41 points in the Hokies' win against Seton Hall in Cancun was tied for the most points by an ACC player that season ... Hudson scored nine points in the season opening win over ETSU and doubled that with 18 points in the win over Monmouth ... In the win over FIU, Hudson scored a game-high 31 points and had 13 points in the loss to #5/5 Syracuse.

Hudson Honored by ACC

Virginia Tech guard **Dorenzo Hudson** was named the Atlantic Coast Conference Co-Player of the Week for the week ending Nov. 20, 2011 ... Hudson, a redshirt senior from Charlotte, N.C., averaged 24.5 points and 2.5 assists in wins over Monmouth and FIU ... In the 78-63 win over FIU, he was eight-of-13 from the floor and a perfect 12-of-12 from the free throw line en route to scoring an ACC season-high 31 points in a victory that advanced the Hokies to the semifinals of the NIT Season Tip-Off.

A Good Five Years

In the previous five seasons, Tech is 45-35 in ACC action, tied for third best in the ACC ... Only Duke (58-22) and UNC (57-23) have better records ... Tech is tied with Maryland at 45-35.

Since Expansion (And Beyond)

To take the previous note a step further, since the ACC expanded to include Virginia Tech and Miami in 2004 (and BC in 2005), the Hokies are fourth in most conference regular season victories ... Tech is 57-55 in that stretch ... Only Duke (83-29), North Carolina (83-29) and Maryland (60-52) have more wins in that span ... Since the start of the 2006-07 season, the Hokies have the fourth-best victory total in ACC regular season games (45-35 in that span) (as the end of the 2010-11 regular season).

Versus the Best

Seth Greenberg entered this season with four career wins against No. 1-ranked teams and three of those have come since Virginia Tech joined the ACC in 2004 ... The three ACC wins against No. 1-ranked teams (all three opponents were ACC foes) ranks Greenberg tied for sixth among all-time ACC coaches ... The three victories are tied for third (with Florida State's Leonard Hamilton) among current ACC coaches.

Thompson to Miss 2011-12 Season

Senior forward **JT Thompson**, who missed the entire 2010-11 season following surgery to repair a torn anterior cruciate ligament in his left knee, will miss the 2011-12 season with the same injury to his right knee ... The injury occurred during practice on Nov. 2.



JT Thompson



Where to Find It

Many Virginia Tech men's basketball facts are available on hokiesports.com ... Below is a listing of URLs that may be helpful to the media.

The Last Time:

<http://www.hokiesports.com/lasttime.html>

Tech's all-time games against ranked opponents:

<http://www.hokiesports.com/mbasketball/rankedopp.html>

Opponent History:

<http://www.hokiesports.com/mbasketball/opponents.html>

Past Schedules:

<http://www.hokiesports.com/mbasketball/pastschedules.html>

All-time overtime games:

<http://www.hokiesports.com/lasttime.html> go to men's basketball and toggle the "Show Only OT Games" button

The Last Time page is customizable to search a wide range of topics.

Player bio pages have career highs, multiple splits and career game-by-game stats.

Our Name, Please

When referring to Virginia Tech, we ask that you please leave it at that - Virginia Tech ... Virginia Tech University is not now and never has been a name for the school ... The official name of the university is Virginia Polytechnic Institute and State University ... "VahTech", VPI, VPI&SU, VPI and SU and Va. Tech are also not recognized names and should not be used ... VT is acceptable as a shortended, agate form ... When referring to the school by its nickname, please use "Hokies" ... Your help in these matters is appreciated.

Attendance Figures

Virginia Tech, like other ACC schools, announces total tickets distributed at each home game ... That number includes season tickets, individual game tickets and student tickets.

Virginia Tech Athletics Communications

ON THE INTERNET

www.hokiesports.com

The official Web site of Virginia Tech athletics provides media and fans with schedules, results, rosters, bios, statistics, general releases and game notes on the Hokies.

The Gameday section has live stats, radio and television coverage information and other pertinent information. This section is for home games only.



hokiesports.com/media

A media-only Web site is designed to make the media's job easier. Here you will find high-resolution, color mug shots of every Hokie basketball player and coach available to download. Please contact the Athletics Communications Office for access to this media-only site.

Twitter

Follow the Hokies on Twitter @VT_MBBall.

www.theacc.com

Updated standings, results, schedules, statistics and notes are posted each week during the season.

WHO TO CONTACT

Request for Interviews

Men's Basketball ACO

Bill Dyer
(540) 231-8852 - office
(540) 552-8461 - home
(540) 998-5906 - cell
wdyer@vt.edu

Secondary Contact

Rachel Perreault
(540) 231-2228 - office
(603) 767-6492 - cell
rachelp5@vt.edu

Requests for Photos

Director of Photography

Dave Knachel
(540) 231-1838
dknachel@vt.edu



Bill Dyer
Associate Director of
Athletics Communications

A New Way To Watch

Several Virginia Tech basketball games will be available via internet streaming, free of charge ... Here is a list of the games that will be shown on ESPN3.com and theACC.com.

ESPN3.com

Nov. 12	vs. ETSU
Nov. 14	vs. Monmouth
Nov. 27	vs. St. Bonaventure
Dec. 11	vs. Norfolk State
Dec. 22	vs. Eastern Michigan
Jan. 25	vs. BYU

theACC.com/ESPN3.com

Dec. 19	vs. North Florida
---------	-------------------

**. All games shown over the air on ESPN, ESPN2, RSN and the ACC network will also be shown on ESPN3.com*

Tech Talk Live

Tech Talk LIVE!, Presented by Geico is broadcast every Monday night at Bull & Bones Brewhaus and Grill at the First and Main complex in Blacksburg.

The radio program airs from 7-8 p.m. ET each Monday night in front of a live audience, and can be heard on Virginia Tech IMG Sports Network radio affiliates throughout the region and on-line through Hokies All-Access.

Coach Greenberg appears on the program each Monday. Fans can submit a question or comment via hokiesports.com

How To Say It

Cassell ColiseumCastle
Victor DavilaDAH-vuh-luh
Cadarian Raines.....suh-DARE-ee-un
Jarell Eddie.....ju-RELL
Rob Ehsan.....E-san
Joey van Zegerenvan ZEG-grin

Just a Name

When referring to Virginia Tech forward, **JT Thompson**, please do not place periods after the initials ... Please list him as "JT", not "J.T." ... Thank you for your consideration in this matter.



ACC Preseason Poll

Here was the ACC preseason media poll, as compiled by the Atlantic Coast Sports Media Association (first place votes in parenthesis).

1	North Carolina (57)	706
2	Duke (2)	649
3	Florida State	560
4	Virginia	463
5	Miami	455
6	Virginia Tech	411
7	Clemson	403
8	NC State	316
9	Maryland	264
10	Georgia Tech	176
11	Wake Forest	109
12	Boston College	90

Tech Loves the Garden

Madison Square Garden has always been special to the Hokies ... Since **Seth Greenberg** took over as the Hokies' head coach in 2003, Tech has played nine games in "The World's Most Famous Arena" and has a 7-2 record in those games ... Tech has also won two Holiday Festivals in this building ... All in all, the Hokies are 14-5 in MSG and won two NIT post-season titles, in 1973 and 1995.

Hot Shooting

In the win over Monmouth, the Hokies shot 62.5 percent from the field ... That is the highest single-game percentage for the Hokies since a 69.2 percent performance in the win over Mount St. Mary's last season ... Tech was 66.7 percent from three-point range ... That is the highest single-game percentage since shooting 66.7 percent from three-point range in the win at Wake Forest last season ... The last time the Hokies shot better than 66.7 percent from three-point territory was 68.8 percent against Wisconsin on Dec. 1, 2008 ... Tech followed that with a 51.9 percent shooting night in the win over FIU ... That marks the first time since the wins over Wake Forest and Maryland (on Jan. 15 and 20, 2011) that the Hokies have recorded back-to-back games of better than 50 percent shooting from the field.

Coming Next Year

On Nov. 9, the Hokies announced the signing of two players to National Letters of Intent ... **Montrezl Harrell**, a 6-7 forward from Tarboro, N.C., and **Marshall Wood**, a 6-7 forward from Rustburg, Va., will join the program in the fall of 2012 ... Harrell is playing this season at Hargrave Military Academy in Chatham, Va., and Wood is playing at Rustburg H.S. near Lynchburg, Va.

What is a Hokie?

That's the most frequently asked question regarding Virginia Tech athletics ... The answer leads all the way back to 1896 when Virginia Agricultural and Mechanical College changed its name to Virginia Polytechnic Institute ... With the change came the necessity for writing a new cheer and a contest for such a purpose was held by the student body ... Senior O.M. Stull won first prize for his "Old Hokie" yell which still is used today ... Later, when asked if "Hokie" had any special meaning, Stull explained the words he used had no hidden or symbolic meaning, but had been thought up in an effort to get attention ... Hokie soon became a nickname for all Tech teams and for those people loyal to Tech athletics.

In the Cassell Under Seth

Seth Greenberg is 102-32 all-time coaching in Cassell Coliseum ... Here is a year-by-year breakdown.

	<i>Regular</i>	<i>Post</i>	<i>Overall</i>
2003-04	11-4	0-0	11-4
2004-05	12-3	1-0	13-3
2005-06	10-7	0-0	10-7
2006-07	13-2	0-0	13-2
2007-08	12-2	2-1	14-3
2008-09	9-5	1-1	10-6
2009-10	15-1	2-1	17-2
2010-11	11-3	1-1	12-4
2011-12	4-1	---	4-1
Totals	96-28	7-4	104-32

VT vs. The Conferences

ACC REGULAR SEASON	0-0
Atlantic Sun (Campbell, ETSU, UNF)	1-0
Atlantic 10 (St. Bonaventure, URI)	2-0
Big 12 (Kansas State, Oklahoma State)	1-1
BIG EAST (Syracuse)	0-1
Big Ten (Minnesota)	0-1
MAC (Eastern Michigan)	0-0
MEAC (Norfolk State)	0-0
Northeast (Monmouth)	1-0
Sun Belt (FIU)	1-0
West Coast (BYU)	0-0
Total	6-3

The Hokies

Under Seth Greenberg

VT outrebounds opponent	101-35
Opponent outrebounds VT	54-68
Rebounds are equal	5- 6
VT leads at the half	115-21
VT trails at the half	40-85
Game is tied at the half	5- 3
VT shoots 50% or better	48- 8
VT outshoots opponent	122-22
Opponent outshoots VT	37-86
VT holds opp. under 40%	77- 8
VT scores 100+ points	4- 1
VT scores 90-99 points	15- 1
VT scores 80-89 points	23- 2
VT scores 70-79 points	66-23
VT scores 60-69 points	39-46
VT scores less than 60 points	13-36
Opponent scores 100+ points	1- 2
Opponent scores 90-99 points	1- 2
Opponent scores 80-89 points	10-26
Opponent scores 70-79 points	19-41
Opponent scores 60-69 points	52-28
Opp. scores less than 60 points	77-10
VT in games 5-or-fewer points or OT	48-45
VT at home	104-32
VT on the road	33-55
VT at a neutral site	23-22
Overtime games	14- 7
VT against conference foes	70-72
VT on television	97-94
VT vs. ranked teams (AP only)	12-36
VT as a ranked team (AP only)	5- 7

Career Double-Doubles

2007-08 Season

JT Thompson (1)

at Boston College (14 pts./12 rebs.)*

2008-09 Season

No active players

2009-10 Season

Victor Davila (1)

vs. VMI (13 pts./10 rebs.)

2010-11 Season

No active players

2011-12 Season

Dorian Finney-Smith (3)

vs. ETSU (10 pts./16 rebs.)*

vs. FIU (14 pts./10 rebs.)

vs. Oklahoma State (10 pts./14 rebs.)

* - career highs at the time

2011-12 Starters

Green, Hudson, Finney-Smith, Eddie, Davila	4-3
Garland, Hudson, Finney-Smith, Eddie, Davila	1-0
Rankin, Hudson, Finney-Smith, Eddie, Davila	1-0



Compare & Contrast

VT	NSU
68.6	Points64.9
60.7	Points Allowed.....63.0
44.3%	FG%.....43.6%
38.6%	FG% Defense.....39.0%
38.6%	3FG%.....30.9%
21.5%	3FG% Defense.....23.7%
71.9%	FT%60.8%
36.4	Rebounds37.0
+2.3	Rebound Margin..... +3.2
13.7	Assists.....11.0
13.4	Turnovers.....18.0
5.1	Blocks5.8
6.2	Steals.....7.9

Points for Pondering

Led VT in Scoring: Green (4), Brown (2), Garland (1), Hudson (1), Eddie (1)
Double Figure Scoring Games: Green (8), Finney-Smith (5), Brown (4), Eddie (4), Davila (3), Hudson (3), Garland (2), Raines (1)
40-point Games: none
30-39-point Games: Hudson (1)
20-29-point Games: Green (2)
Led VT in Rebounding: Finney-Smith (7), Davila (1), Green (1), Barksdale (1)
Double Figure Rebounding Games: Finney-Smith (3)
Led VT in Assists: Green (5), Finney-Smith (3), Eddie (2), Brown (2), Hudson (2), Garland (1), Davila (1), Raines (1)
Double Figure Assist Games: none
Double-Doubles: Finney-Smith (3)
Most Points in a Half: 50 (2nd vs. URI)
Fewest Points in a Half: 24 (1st vs. ETSU)
Most Points Allowed in a Half: 47 (2nd vs. KSU)
Fewest Points Allowed in a Half: 21 (1st vs. ETSU and 1st vs. SBU)
Largest Lead: 49 pts. (89-40 vs. Monmouth)
Largest Deficit: 14 pts. (53-67 vs. Syracuse)
Largest Margin of Victory: 45 pts. (91-46 vs. Monmouth)
Largest Margin of Defeat: 11 pts. (69-58 vs. Syracuse)
Largest Deficit Overcome in a Victory: 8 pts. (0-8 vs. Oklahoma State)
Largest Lead Lost in a Loss: 8 pts. (26-18 vs. KSU)
Largest Halftime Lead: 18 pts. (42-24 vs. Monmouth)
Largest Halftime Deficit: n/a
Average Margin of Victory: 15.5 ppv
Average Margin of Defeat: 7.3 ppd
Average Margin: +7.9 ppv

TOP INDIVIDUAL PERFORMANCES

VIRGINIA TECH

Points	31 Dorenzo Hudson vs. FIU
	25 Erick Green at Minnesota
	24 Erick Green at URI
	19 Robert Brown vs. Monmouth
	19 Erick Green vs. St. Bonaventure
	18 Tyrone Garland vs. Monmouth
	18 Dorenzo Hudson vs. Monmouth
	18 Erick Green vs. Oklahoma State
	17 Jarell Eddie vs. Syracuse
	15 Robert Brown vs. Kansas State
	15 Jarell Eddie at URI
	14 Dorian Finney-Smith vs. FIU
	14 Erick Green vs. Syracuse
	14 Erick Green vs. Kansas State
	13 Tyrone Garland vs. ETSU
	13 Jarell Eddie vs. Monmouth
	13 Dorenzo Hudson vs. Syracuse
	13 Victor Davila vs. St. Bonaventure
	12 Robert Brown vs. ETSU
	12 Erick Green vs. FIU
	12 Cadarian Raines at URI
	11 six times
Rebounds	16 Dorian Finney-Smith vs. ETSU
	14 Dorian Finney-Smith vs. Oklahoma State
	10 Dorian Finney-Smith vs. FIU
Assists	5 Dorian Finney-Smith vs. ETSU
	5 Erick Green vs. Monmouth
	5 Dorian Finney-Smith vs. FIU
	5 Tyrone Garland vs. FIU
	5 Jarell Eddie vs. Syracuse
	4 four times
Steals	3 Cadarian Raines vs. ETSU
	3 Erick Green vs. Syracuse
	3 Erick Green at URI
	3 Cadarian Raines at URI
	2 nine times
Blocks	4 Dorian Finney-Smith vs. ETSU
	3 Victor Davila vs. FIU
	3 Cadarian Raines vs. Oklahoma State
	3 Dorian Finney-Smith at URI
	2 six times

OPPONENTS

Points	23 Demetrius Conger, St. Bonaventure
	23 Kinola Malesevic, URI
	20 Kris Joseph, Syracuse
	19 Markel Brown, Oklahoma State
	18 Brandon Triche, Syracuse
	17 Jamar Samuels, Kansas State
	15 Jeremy Allen, FIU
	15 Julian Welch, Minnesota
	13 Rodney Williams, Minnesota
	13 Adam Sollazzo, ETSU
	13 Phil Taylor, FIU
	13 Jean-Paul Olukemi, Oklahoma State
	13 Michael Davenport, St. Bonaventure
	12 Ed Waite, Monmouth
	12 C.J. Fair, Syracuse
	11 six times
Rebounds	14 Jamar Samuels, Kansas State
	11 Ed Waite, Monmouth
	10 Kris Joseph, Syracuse
	10 C.J. Fair, Syracuse
	10 Markel Brown, Oklahoma State
Assists	6 Brandon Triche, Syracuse
	5 Mike Powell, URI
	4 seven times
Steals	3 Sheldon Cooley, ETSU
	3 DeJuan Wrigt, FIU
	3 Kris Joseph, Syracuse
	3 Dion Waiters, Syracuse
	3 Martavious Irving, Kansas State
	3 Angel Rodriguez, Kansas State
Blocks	5 Fab Melo, Syracuse
	5 Jordan Heriquez, Kansas State
	2 seven times

Virginia Tech Streaks

	Total	Home	Road	Neutral
Overall	Won 1	Lost 1	Won 1	Won 1
ACC*	Lost 2	Lost 1	Lost 1	---
Non-Conference	Won 1	Lost 1	Won 1	Won 1

* - regular season games only

Longest winning streak this season 3, 11-12 thru 11-23
 Longest losing streak this season 2, 11-30 thru 12-4

Rebounds

Since the Hokies joined the ACC in 2004, a Tech player has grabbed 15-or-more rebounds in a game seven times ... Here are those seven instances.

- 21 Jeff Allen vs. Longwood (12-14-08)
- 19 Jeff Allen at BC (2-5-11)
- 18 Coleman Collins vs. Duke (2-17-05)
- 17 Jeff Allen vs. Seton Hall (1-2-10)
- 16 Jamon Gordon at Clemson (3-1-06)
- Jeff Allen at ODU (12-16-07)
- Dorian Finney-Smith (11-12-11)**



A Lot to Lose

Graduation cost the Hokies two of the most prolific players in school history, plus a two-year starter, Malcolm Delaney, Jeff Allen and Terrell Bell ... Tech lost 63.3 percent of its scoring from last season, along with 63.8 percent of its assists, 61.9 percent of its rebounds and 58.4 percent of its minutes played.

Lights, Camera, Hokies

Tech is 97-94 on television under **Seth Greenberg** ... The Hokies were 16-11 last season and are 2-3 this season ... The Hokies made a school-record 30 appearances in the 2008-09 season and made a then-school record 26 television appearances the year before ... With ESPN3.com's broadcast of the Hokies' season-opening wins over ETSU and Monmouth and the win over St. Bonaventure, Tech is 3-2 in internet streamed games.

The Hokies vs. No. 1

With the win over #1 Duke last season, Virginia Tech is now 4-7 all-time against the No. 1-ranked team in the AP poll ... Tech is 3-3 in such games since joining the ACC and is 3-1 against top-ranked teams at home and in Cassell Coliseum ... The Hokies have won their last two home games against a No. 1 team ... Tech is 1-1 all-time against Duke when the Blue Devils are No. 1.

Chaney Out

Allan Chaney has been denied medical clearance to return to practice and competition by the Virginia Tech Sports Medicine Department due to continued complications from a cardiac condition ...



Allan Chaney

Since his first diagnosis, Chaney underwent a thorough and exhaustive course of evaluation and treatment ... As a result of his medical condition, the Virginia Tech medical staff has determined that in order to minimize his risk for further complications from his condition, Chaney will not be cleared to return to basketball.

Hokies in Overtime

The Hokies are now 56-42 all-time in overtime games ... Virginia Tech was 1-2 last season in overtime games ... Tech is 25-20 in road overtime games, 25-9 in home overtime games and 6-13 on neutral courts ... Tech is 14-7 in all overtime games under **Seth Greenberg** and 10-2 in ACC overtime games ... The last time the Hokies lost a true road overtime game was Feb. 11, 2006, when Tech fell to Virginia, 81-77, in University Hall ... Tech is 5-8 in double overtime games and 1-2 in triple overtime games.

Hokies in NCAA Stats

In the current NCAA statistics, Virginia Tech is third nationally in three-point field goal % defense, 47th in blocked shots and 50th in both scoring defense and field goal % defense ... Individually, **Dorian Finney-Smith** is 38th in rebounds per game (*As of 12-4-11*).

New Faces

There are a few new faces gracing the Virginia Tech men's basketball program this season ... Freshmen **C.J. Barksdale, Robert Brown, Dorian Finney-Smith, Marquis Rankin** and **Joey van Zegeren** have joined the team, along with walk-ons **Joey Racer** and **Will Johnston** ... **James Johnson** has been promoted to associate head coach and **Rob Ehsan** has joined the staff as an assistant coach ... **Jeff Wulbrun** joins the staff as Director of Men's Basketball Operations and **John Janovsky** is the new Video Coordinator.

Johnston Joins Hokies

Virginia Tech has added walk-on guard **Will Johnston** to the active roster ... Johnston, a 6-3 freshman guard, has been practicing with the team for the past week.

500 in the Cassell

The Hokies have a 511-151 overall record in the Cassell, good for a .772 winning percentage ... Tech is 4-1 this season and was 12-4 in Cassell last season, the 50th year for the arena ... The win over Florida State on Jan. 8, 2011, was the 500th victory in the building ... The win over FSU in 2008 marked the Hokies' 600th game played in Cassell Coliseum ... Tech defeated Rhode Island, 86-63, on Nov. 20, 2002, in its 500th game in the arena ... Tech has had just one break-even home season and one losing season in Cassell Coliseum ... The 17 victories for the Hokies at home in the 2009-10 season set a new Cassell Coliseum and school record.

Hokies in ACC Stats

INDIVIDUALS	All		ACC	
	All	ACC	All	ACC
Scoring				
Erick Green	5th	---	Scoring Offense	6th
Dorenzo Hudson	24th	---	Scoring Defense	5th
			Scoring Margin	6th
Rebounding			Free Throw Percentages	2nd
Dorian Finney-Smith	4th	---	Field Goal Percentages	9th
Field Goal Percentage			Field Goal % Defense	5th
Erick Green	5th	---	3-pt. FG Percentage	4th
Free Throw Percentage			3-pt. FG% Defense	1st
Dorenzo Hudson	4th	---	Rebounding Offense	5th
Erick Green	6th	---	Rebounding Defense	6th
Steals			Rebounding Margin	7th
Erick Green	6th	---	Blocked Shots	5th
Cadarian Raines	T 10th	---	Assists	4th
3-Point Percentage			Steals	8th
Erick Green	3rd	---	Turnover Margin	10th
3-Point Made			Assist/TO Ratio	7th
Erick Green	5th	---	Offensive Rebounds	7th
Blocked Shots			Defensive Rebounds	5th
Dorian Finney-Smith	T 9th	---	Offensive Rebound %	10th
Offensive Rebounds			Defensive Rebound %	5th
Dorian Finney-Smith	2nd	---	3-pt. FG Made	5th
Defensive Rebounds				
Dorian Finney-Smith	T 5th	---		
Minutes Played				
Erick Green	T 8th	---		

as of 12-9-11





Hokies vs. Ranked Teams

With the loss to #5/5 Syracuse in the semifinals of the NIT Season Tip-Off, the Hokies are 11-32 against nationally ranked teams since joining the ACC for the 2004-05 season and 12-36 against nationally ranked teams under **Seth Greenberg** ... Tech is 28-140 all-time against teams ranked in the AP poll ... These numbers are only for teams ranked in the AP poll.

Hostile Crowds

The announced crowd of 12,528 at Kansas State last season was the largest crowd to witness a Virginia Tech non-conference away or neutral site game since Dec. 21, 2006, when the Hokies defeated Seton Hall, 80-61, in Madison Square Garden in front of 19,528 ... The last time the Hokies played in front of a larger crowd on a non-conference opponent's home court was Nov. 28, 2005, when the Hokies fell to Ohio State in the Shottenstein Center in front of an announced crowd of 13,218.

Ty is Honored

Tyrone Garland was named to the 2011 All-ACC Academic team for men's basketball ... The guard from Philadelphia was one of 13 players on the team.



Tyrone Garland

Family Tradition

Two Hokie players didn't need any introduction when they arrived on campus five years ago ... **JT Thompson** was joined on the Tech team in December 2007 by his cousin, **Dorenzo Hudson**.

Going Green

Erick Green was one of the most improved players in the ACC last season ... In the 26 games after he stepped into the starting line-up, Green had a great assist/turnover ratio ... In that span, he had 82 assists and just 35 turnovers ... He had 31 assists as a freshman in the 2009-10 season ... After entering the starting line-up in the win over Penn State last season, Green had eight games in which he did not commit a turnover, including the entire month of December (six games in which he had 15 assists and 0 turnovers) ... He has 20 assists and 13 turnovers this season.

On This Date


Virginia Tech is 3-4 all-time in games played on Dec. 11 ... Tech won its last game on this date, a 77-53 win over JMU in Cassell Coliseum in 2004 ... Tech is 3-1 against Virginia teams on this date ... Tech is 2-1 in home games on this date ... Tech is 37-38 all-time on Sundays.

Win 10

With Virginia Tech's win over Maryland on Feb. 15, 2011, it marked the eighth straight season that the Hokies have won at least 10 home games.

One to Go

With the win at Campbell last season, **Seth Greenberg** recorded his 110th career victory at Virginia Tech and passed Chuck Noe into second place in career coaching wins ... He currently has 159 career victories at Virginia Tech ... Charlie Moir is tops on the list with 213 victories.



Jarell Eddie (left) and Erick Green (right) combined for 39 points in the win at Rhode Island on Wednesday night.



Seniors Dorenzo Hudson (left) and Victor Davila (right) lead the Hokies against in-state foe Norfolk State on Sunday afternoon in Cassell Coliseum.



The Last Time That...



Tech scored 100 points and won: 103-94, OT vs. Seton Hall, 1-2-10
 Tech scored 100 points and lost: 100-104 2OT vs. Maryland, 2-27-10
 Tech played in overtime: 76-79, OT vs. Wichita State (NIT), 3-20-11
 Tech played in consecutive overtime games: 75-74 at Clemson, 2-8-06 & 77-81 at Virginia, 2-11-06
 Tech played 2 OT: 100-104, 2OT vs. Maryland, 2-27-10
 Tech played 3 OT: 86-90 at WVU, 2-2-83
 Tech scored 100+ points: 102-77, vs. Georgia Tech, 2-13-11
 Tech scored 90-99 points: 91-46, vs. Monmouth, 11-14-11
 Tech scored 80-89 points: 88-57, vs. Mississippi State, 12-18-10
 Tech scored 70-79 points: 78-67 at Rhode Island, 12-7-11
 Tech scored 60-69 points: 61-69 vs. Kansas State, 12-4-11
 Tech scored 50-59 points: 55-58 at Minnesota, 11-30-11
 Tech scored 40-49 points: 44-69 at Duke, 1-4-08
 Tech scored 30-39 points: 33-43 at East Carolina, 1966-67 season
 Tech scored 20-29 points: 27-40 at McGuire Gen., 1945-46 season
 Tech scored 10-19 points: 16-45 at Virginia, 1938-1939 season
 Tech scored less than 10 points: 7-31 at W&L, 1922-1923 season
 Tech allowed 100+ points: 100-104, 2OT vs. Maryland, 2-27-10
 Tech allowed 90-99 points: 103-94, OT vs. Seton Hall, 1-2-10
 Tech allowed 80-89 points: 91-83, vs. Maryland, 2-15-11
 Tech allowed 70-79 points: 76-79, OT vs. Wichita State (NIT), 3-20-11
 Tech allowed 60-69 points: 78-67 at Rhode Island, 12-7-11
 Tech allowed 50-59 points: 55-58 at Minnesota, 11-30-11
 Tech allowed 40-49 points: 91-46, vs. Monmouth, 11-14-11
 Tech allowed 30-39 points: 99-34, vs. Mount St. Mary's, 1-2-11
 Tech allowed 20-29 points: 31-25 vs. Richmond, 2-1-46
 Tech allowed 10-19 points: 60-19 vs. Lynchburg College, 1-9-46
 Tech allowed less than 10 points: 28-9 vs. Hampden-Sydney, 1-17-23
 Largest margin of victory: 83 points vs. Randolph Macon Academy, 87-4, 1-10-11
 Largest margin of victory in an ACC game: 29 points vs. Wake Forest, 94-65, 1-15-11
 Two Tech players recorded double-doubles in a game: Jeff Allen (18 pts./15 rebs.) and Victor Davila (12 pts./10 rebs.) vs. Duke, 2-26-11
 Two Tech players recorded double-doubles in consecutive games: vs. UNC, ACC Tournament, 3-13-09 and vs. Duquesne, NIT, 3-18-09
 Tech player had five or more steals: Manny Atkins (5) vs. Mount St. Mary's, 1-2-11
 Tech player had 10 or more assists in a game: Malcolm Delaney (10) vs. Baylor, NIT, 3-21-09
 Tech player had 20 or more rebounds in a game: Jeff Allen (21) vs. Longwood, 12-14-08
 Two Tech players had double figures in rebounds: Victor Davila (10 rebounds) and Jeff Allen (15 rebounds) vs. Duke, 2-26-11
 Two Tech players had five or more assists: Dorian Finney-Smith (5) & Tyrone Garland (5) vs. FIU, 11-15-11
 Two Tech players scored 20 or more points: Malcolm Delaney (33 points) & Jeff Allen (25 points) vs. Georgia Tech, 2-13-11
 Tech player scored 30-39 points in a game: 31, Dorenzo Hudson vs. FIU, 11-15-11
 Tech player scored 40-49 points in a game: 41, Dorenzo Hudson vs. Seton Hall, 1-2-10
 Tech player scored 50+ points in a game: 51, Bimbo Coles vs. Southern Miss., 2-6-88
 Tech defeated a ranked opponent on the road: 80-77 at #12/13 Clemson, 2-25-09
 Tech defeated a ranked opponent at home: 64-60 vs. #1 Duke, 2-26-11
 Tech player had consecutive double-doubles: Jeff Allen, 2-15-11 & 2-19-11
 Tech player had six consecutive double-doubles: Jeff Allen, 1-30-11, 2-2-11, 2-5-11, 2-13-11, 2-15-11 & 2-19-11
 Tech player had seven consecutive double-doubles: Jeff Allen, 1-25-11, 1-30-11, 2-2-11, 2-5-11, 2-13-11, 2-15-11 & 2-19-11
 Tech held opponent without a double-figure scorer: 65-47 vs. Miami, ACC Tournament, 3-12-09
 Tech had five players score in double figures: vs. Monmouth, 11-14-11
 Tech had six players score in double figures: vs. Wake Forest, 1-15-11
 Tech did not make a three-point field goal: at Providence, 2-1-03
 Tech's opponent did not make a three-point field goal: at NC State, 2-10-10
 Tech did not shoot a free throw in the first half: vs. Purdue, 12-1-10
 Tech did not shoot a free throw in the second half: vs. Virginia, 12-5-10
 Tech allowed a triple-double: Iman Shumpert (22 pts., 12 rebs., 11 assists), at Georgia Tech, 1-25-11



Head Coach Seth Greenberg



Success is not a given. Only through hard-work and dedication, will success come. In his eighth season at Virginia Tech, Seth Greenberg has set the Hokies onto a course of winning and competing at the highest level.

Since joining the Hokies, Greenberg has established himself as not only a builder of programs, but as a coach who has an eye on the ultimate goal.

Greenberg has a career record of 373-279, now in his 22nd season as a collegiate head coach and a 160-109 record in his ninth season at Virginia Tech. Since coming to Blacksburg, Greenberg's Hokies have three wins over No. 1 ranked teams, including, most recently, a 64-60 victory over top-ranked Duke on Feb. 26, 2011 in Cassell Coliseum.

In the 2006-07 season, the Hokies engineered a historic sweep over North Carolina, including a 94-88 win over the Tar Heels in Cassell Coliseum when UNC was the top-ranked team in the country. Couple that victory against North Carolina with a 69-67 overtime win at No. 5 Duke the week before, the Hokies spent time atop the ACC standings for the first time ever. During the 2008-09 season, the win at No. 1 Wake Forest and an 80-77 win at No. 12 Clemson were added to the list. This past season, home wins over a pair of No. 23 teams, Miami and Wake Forest, continued the run of top 25 victories.

With Greenberg's win at Campbell on Nov. 23, 2009, he passed Chuck Noe into second place on the all-time wins list at Virginia Tech with 110 victories. Only Charlie Moir, with 213 victories, has more wins at Tech than Greenberg.

In his time at Virginia Tech, Greenberg is 3-3 against top-ranked teams, with all three losses coming on final possessions. Tech has made five consecutive post-season appearances and six in Greenberg's eight years in Blacksburg.

The Hokies moved into the new \$21 million practice facility in August 2009. This building brings Virginia Tech basketball the "WOW Factor!" that it needs to compete among the elite in college basketball and is the culmination of a vision that Greenberg has for the university and its basketball program.

In the past few years, Greenberg has received two awards that not only speak to his success on the court, but his works off the court as well. In September 2009, Greenberg was presented with the inaugural Al LoBalbo Award by his alma mater, Fairleigh Dickinson University. And in April, Greenberg was inducted into The National Jewish Sports Hall of Fame and Museum.

On March 11, 2008, Greenberg added another honor, as he was named the Atlantic Coast Conference's 2008 Coach of the Year. This marked the second time in four years that Greenberg earned the honor.

In the 2006-07 season, the Hokies defeated four nationally ranked teams and had a 3-0 record against teams ranked in the top-five. And as the 2010-11 season unfolds, Greenberg has the Hokies poised for even loftier achievements.

On April 3, 2003, the Hokies introduced Greenberg as their 27th head coach. A proven program builder, an admired and innovative tactician and an experienced recruiter, Greenberg took over the reigns of a Tech program that has made tremendous strides in his first six seasons in Blacksburg.

Greenberg earned his first major honor at Virginia Tech in 2005, being named the ACC Coach of the Year by the Atlantic Coast Sports Media Association. He was the fourth Hokie honored by the group for the team's play during

the Hokies' inaugural ACC season. The Richmond Times-Dispatch named Greenberg the Coach of the Year in the Commonwealth of Virginia.

The aggressive, up-tempo style that Greenberg installed in his first season with the Hokies has seen dividends and has brought a renewed sense of excitement to Cassell Coliseum, as well as to the "Hokie Nation." Perhaps the biggest influences seen in the program have been the work ethic and attention to details that Greenberg and his staff have instilled. And when speaking of hard work, the principle begins at the top, with Greenberg himself. Long hours of watching film, instructing players and developing the program, along with tirelessly working to promote the program and university while being involved in the community, have made Greenberg a popular face on the Blacksburg campus and in the "Hokie Nation."

Greenberg came to Virginia Tech from the University of South Florida, where he served as head coach for seven seasons. At USF, Greenberg had a record of 108-100. Prior to USF, Greenberg was the head coach at Long Beach State University, where his overall record was 105-70.

During his time at Long Beach State and USF, Greenberg's teams posted impressive records against major conference opponents. During his Long Beach State tenure there were wins over four nationally-ranked teams, including a 64-49 victory against then-No. 1 Kansas at Allen Fieldhouse in 1992-93. At South Florida, his teams were 2-0 against Ohio State, had two wins over Texas and won at Pittsburgh during the Panthers' run to the Sweet 16 in the 2001-02 season. The Bulls defeated eventual Final Four team Wisconsin in the 1999-2000 season.

A 1978 graduate of Fairleigh Dickinson, Greenberg was a four-year letter winner under head coach Al LoBalbo. His father, the late Ralph Greenberg, played at Long Island University under coaching legend Clair Bee, one of college basketball's all-time winningest coaches.

Greenberg began his coaching career as an assistant at Columbia in 1978. He moved to Pittsburgh two years later,

Head Coach Seth Greenberg



where he made two trips to the NCAA Tournament in three years with the Panthers. He spent the 1983-84 season at Virginia, helping the Cavs reach the Final Four before moving on to Miami as an assistant under future Virginia Tech head coach Bill Foster. At Miami, he helped revive a program that had been dormant for a number of years.

Greenberg first went to Long Beach State as associate head coach under Joe Harrington. Greenberg replaced him three years later when Harrington accepted the head coaching position at Colorado. In his six seasons at LBSU, Greenberg led the 49ers to two NCAA Tournament appearances and one NIT appearance. He led LBSU to two Big West Conference championships and one Big West regular-season title. While Greenberg was at LBSU, the 49ers defeated four nationally ranked teams. Greenberg also tutored future NBA players Bryon Russell, Lucious Harris and Juaquin Hawkins.

In the summer of 2004, Greenberg received a lofty honor when he was inducted into the Five Star Basketball Camp's Hall of Fame. The honor, shared

by some of the greatest coaches like Rick Pitino and Hubie Brown, was bestowed for the many years that Greenberg has been a part of the nation's top summer basketball camp as an instructor and guest speaker.

Greenberg has always been involved in charitable organizations and causes. In September of 2009, he was the winning head coach in the inaugural "Chairmen of the Boards" 3-on-3 charity basketball tournament to benefit Tuesday's Children in New York City. This group is the premiere non-profit organization serving the needs of the 9/11 community, providing a wide-range of programming from mentoring, to advocacy for children, to next-step life skills and leadership training for 9/11 families and rescue and recovery workers.

When confronted by the destruction of Hurricane Katrina, Greenberg knew he had to get involved. He served as the chairman of the organizing committee of AllCoachesCare.com, a major on-line sports auction that raised money for Habitat for Humanity and its efforts in helping to rebuild the Gulf Coast area. Working tirelessly, Greenberg helped the

group acquire goods and services for the auction and also spent countless hours speaking on television and radio and to media members getting the word out about the auction.

This past season, Greenberg took on a leadership role with "Shots from the Heart," an event that helped the American Heart Association raise money to fight heart disease. The event featured selected head coaches and assistant coaches in a bracketed free throw shooting contest.

Greenberg and his wife, Karen, are the parents of three daughters: Paige, 22, Ella, 19, and Jacqueline, 16. Paige graduated from Virginia Tech in May 2010 and Ella will be a junior cheerleader for the Hokies in the fall of 2011. Greenberg is active in a number of organizations and causes, including the Great American Teach-in, the American Heart Association, Coaches vs. Cancer and the Boys and Girls Club.



Virginia Tech head basketball coach Seth Greenberg, with daughters, Ella, Jacqueline, wife, Karen and daughter, Paige.

The Greenberg File

COACHING EXPERIENCE

Head Coach,
Virginia Tech, 2003-present
160-109 record (.595)
Head Coach,
University of South Florida, 1996-2003
108-100 record (.519)
Head Coach,
Long Beach State University, 1990-96
105-70 record (.600)
373-279 overall head coaching record (.572)
Associate Head Coach,
Long Beach State University, 1987-90
Assistant Coach, University of Miami, 1984-87
Assistant Coach, University of Virginia, 1983-84
Assistant Coach, University of Pittsburgh, 1980-83
Assistant Coach, Columbia University, 1978-80

POSTSEASON APPEARANCES

NIT — 1992, 2000, 2002, 2005, 2008, 2009, 2010, 2011 (Head Coach) 1988, 1990 (Assistant Coach)
NCAA — 1993, 1995, 2007 (Head Coach)
1981, 1982,
1984 Final Four (Assistant Coach)

PERSONAL

Born - April 18, 1956, Plainview, N.Y.
High School - John F. Kennedy, 1974
College - Fairleigh Dickinson University 1978
Family - Wife: Karen - Daughters: Paige (22), Ella (19) and Jacqueline (16)

EDUCATION

B.A., Broadcast Journalism,
Fairleigh Dickinson University, 1978

VICTOR DAVILA

SENIOR • FORWARD • 6-8 • 245
CANOVANAS, P.R. • STARMOUNT (N.C.)

#14



SEASON STATISTICS

Opponent	Min	FG-A-%	3FG-A-%	FT-A-%	O-D-T	A	TO	Blk	Stl	Pts
EAST TENNESSEE ST.	23	3-5-.600	0-0-.000	1-2-.500	2-4-6	3	0	2	0	7
MONMOUTH#	18	2-3-.666	0-0-.000	2-6-.333	0-5-5	0	2	2	0	6
FIU#	26	5-6-.833	0-0-.000	1-4-.250	1-6-7	2	1	3	0	7
vs. #5 Syracuse^	22	3-5-.600	0-0-.000	0-1-.000	2-0-2	0	4	0	0	6
vs. Oklahoma State^	18	1-5-.200	0-0-.000	0-0-.000	3-2-5	1	2	0	1	2
ST. BONAVENTURE	30	5-8-.625	0-0-.000	3-3-1.000	0-2-2	0	2	0	1	13
at Minnesota%	33	4-9-.444	0-0-.000	2-2-1.000	3-4-7	0	2	0	0	10
KANSAS STATE	17	0-2-.000	0-0-.000	1-2-.500	0-1-1	0	0	1	0	1
at Rhode Island	13	0-2-.000	0-0-.000	0-0-.000	0-1-1	0	2	1	1	0
NORFOLK STATE										
CAMPBELL										
EASTERN MICHIGAN										
at Oklahoma State										
at Wake Forest*										
FLORIDA STATE*										
at Boston College*										
NORTH CAROLINA*										
at Virginia*										
BYU										
at Maryland*										
DUKE*										
CLEMSON*										
at Miami*										
BOSTON COLLEGE*										
at Florida State*										
GEORGIA TECH*										
VIRGINIA*										
at Duke*										
at Clemson*										
NC STATE*										

*- ACC games; # - NIT Season Tip-Off (Blacksburg, Va.); ^- NIT Season Tip-Off (New York, N.Y.); % - Big 10/ACC Challenge

2011-2012 NOTES

Grabbed six rebounds and scored seven points against East Tennessee State in the season opener ... Brought down five boards and put up six points against Monmouth ... Tallied seven points, seven boards and three blocks against FIU ... Scored six points against No. 5 Syracuse ... Grabbed five boards against Oklahoma State ... Scored a season-high 13 points, while going 3-for-3 from the line against St. Bonaventure.

SEASON/CAREER GAME HIGHS

POINTS

Season	13 vs St. Bonaventure (11/27/11)
Career	16 vs Elon (11/26/08)
ACC	14 vs WF (1/15/11), vs Maryland (2/15/11)

MINUTES PLAYED

Season	33 at Minnesota (11/30/11)
Career	39, 3x-last vs Duke (2/26/11)
ACC	39, 3x-last vs Duke (2/26/11)

FIELD GOALS MADE

Season	6 vs FIU (11/15/11)
Career	7 vs Elon (11/26/08), vs Maryland (2/15/11)
ACC	7 vs Maryland (2/15/11)

FIELD GOAL ATTEMPTS

Season	9 at Minnesota (11/30/11)
Career	13 vs VMI (12/9/09)
ACC	10 vs Duke (2/26/11)

3-PT FIELD GOALS MADE

Season	N/A
Career	N/A
ACC	N/A

3-PT FIELD GOAL ATTEMPTS

Season	N/A
Career	1 vs Oklahoma State (11/26/10)
ACC	N/A

FREE THROWS MADE

Season	3 vs St. Bonaventure (11/27/11)
Career	7 vs Georgia Tech (2/13/11)
ACC	7 vs Georgia Tech (2/13/11)

FREE THROW ATTEMPTS

Season	6 vs Monmouth (11/14/11)
Career	11 vs Georgia Tech (2/13/11)
ACC	11 vs Georgia Tech (2/13/11)

REBOUNDS

Season	7 vs FIU (11/15), at Minn. (11/30)
Career	13 at NC State (2/2/11)
ACC	13 at NC State (2/2/11)

ASSISTS

Season	3 vs ETSU (11/12/11)
Career	3, 3x last vs ETSU (11/12/11)
ACC	3 vs Maryland (2/15/11)

BLOCKS

Season	3 vs FIU (11/15/11)
Career	4 at NC State (2/10/10), at UVa (2/19/11)
ACC	4 at NC State (2/10/10), at UVa (2/19/11)

STEALS

Season	1, 3x, last at Rhode Island (12/7/11)
Career	3 vs UNCG (11/21/10)
ACC	2 vs Miami (3/12/10)



CAREER STATISTICS

Year	GP-GS	Min-Avg.	FGM-FGA-Pct.	3FG-FGA-Pct.	FTM-FTA-Pct.	Off.-Def.	Reb-Avg.	A-TO	Blk	Stl	TP-Avg.
08-09	33-10	393-11.9	40-74-.541	0-0-.000	21-39-.538	29-38	67-2.0	5-18	8	2	101-3.1
09-10	34-33	790-23.2	72-151-.477	0-0-.000	35-65-.538	77-67	144-4.2	13-30	26	8	179-5.3
10-11	34-34	1072-31.5	100-175-.571	0-1-.000	52-112-.464	57-115	172-5.1	29-46	41	8	252-7.4
11-12	9-9	200-22.2	23-45-.511	0-0-.000	10-20-.500	11-25	36-4.0	6-15	9	3	56-6.2
Career	110-86	2455-22.3	235-445-.528	0-1-.000	118-236-.500	174-245	419-3.8	53-109	84	21	588-5.3

DORENZO HUDSON

R-SENIOR • GUARD • 6-5 • 220
CHARLOTTE, N.C. • HARGRAVE MIL. ACAD.

#5



SEASON STATISTICS

Opponent	Min	FG-A-%	3FG-A-%	FT-A-%	O-D-T	A	TO	Blk	Stl	Pts
EAST TENNESSEE ST.	37	3-7-.429	1-3-.333	2-3-.667	0-2-2	1	4	0	1	9
MONMOUTH#	24	7-10-.700	0-2-.000	4-6-.666	0-4-4	3	0	0	2	18
FIU#	34	8-13-.615	3-5-.600	12-12-1.000	1-4-5	2	3	0	0	31
vs. Syracuse^	38	3-7-.429	1-3-.333	6-6-1.000	1-1-2	2	3	0	1	13
vs. Oklahoma State^	35	2-13-.154	0-4-.000	3-4-.750	1-2-3	1	3	0	1	7
ST. BONAVENTURE	35	3-10-.300	1-3-.333	1-2-.500	0-3-3	1	1	0	1	8
at Minnesota%	25	0-4-.000	0-1-.000	0-0-.000	3-0-3	1	1	0	1	0
KANSAS STATE	25	3-9-.333	1-5-.200	0-0-.000	1-3-4	0	1	0	0	7
at Rhode Island	22	2-6-.333	0-2-.000	4-4-1.000	1-2-3	4	1	0	0	8
NORFOLK STATE										
CAMPBELL										
EASTERN MICHIGAN										
at Oklahoma State										
at Wake Forest*										
FLORIDA STATE*										
at Boston College*										
NORTH CAROLINA*										
at Virginia*										
BYU										
at Maryland*										
DUKE*										
CLEMSON*										
at Miami*										
BOSTON COLLEGE*										
at Florida State*										
GEORGIA TECH*										
VIRGINIA*										
at Duke*										
at Clemson*										
NC STATE*										

*- ACC games; # - NIT Season Tip-Off (Blacksburg, Va.); ^- NIT Season Tip-Off (New York, N.Y.); % - Big 10/ACC Challenge

2011-2012 NOTES

Put up nine points and grabbed two rebounds in season opener against East Tennessee State ... Put up 18 points and grabbed four rebounds against Monmouth ... Dropped 31 points, going 12-for-12 from the line against FIU ... Scored 13 points against No. 5 Syracuse ... Scored seven points against Oklahoma State ... Tallied eight points and three rebounds against St. Bonaventure ... Scored seven points and grabbed four rebounds against Kansas State ... Tallied eight points and four assists at Rhode Island.

SEASON/CAREER GAME HIGHS

POINTS	
Season	31 vs FIU (11/15/11)
Career	41 vs Seton Hall (1/2/10)
ACC	23 at NC State (2/10/10)

MINUTES PLAYED	
Season	38 vs. #5 Syracuse (11/24/11)
Career	45 vs Maryland (2/27/10)
ACC	45 vs Maryland (2/27/10)

FIELD GOALS MADE	
Season	8 vs FIU (11/15/11)
Career	12 vs UConn (3/22/10)
ACC	9 at NC State (2/10/10)

FIELD GOAL ATTEMPTS	
Season	13 vs FIU (11/15), vs OSU (11/25)
Career	22 vs Seton Hall (1/2), at UNC (1/10/10)
ACC	22 at North Carolina (1/10/10)

3-PT FIELD GOALS MADE	
Season	3 vs FIU (11/15/11)
Career	4 at Miami (1/31/10)
ACC	4 at Miami (1/31/10)

3-PT FIELD GOAL ATTEMPTS	
Season	5 vs FIU (11/15), vs. K-State (12/4)
Career	8 at Miami (1/31/10)
ACC	8 at Miami (1/31/10)

FREE THROWS MADE	
Season	12 vs FIU (11/15/11)
Career	20 vs Seton Hall (1/2/10)
ACC	9 vs Wake Forest (2/16/10)

FREE THROW ATTEMPTS	
Season	12 vs FIU (11/15/11)
Career	21 vs Seton Hall (1/2/10)
ACC	12 vs Wake Forest (2/16/10)

REBOUNDS	
Season	5 vs FIU (11/15/11)
Career	7, three times, last vs UConn (3/22/10)
ACC	7 vs Wake Forest (2/16/10)

ASSISTS	
Season	4 at Rhode Island (12/7/11)
Career	6 vs Brown (11/15/09)
ACC	4 vs NC State (3/3/10)

BLOCKS	
Season	N/A
Career	2 vs UMBC (12/22/09)
ACC	1, four times, last vs UNC (3/13/09)

STEALS	
Season	2 vs Monmouth (11/14/11)
Career	3 vs Hofstra (12/28/07)
ACC	2, three times, last at BC (2/24/10)



Year	GP-GS	Min-Avg.	FGM-FGA-Pct.	3FG-FGA-Pct.	FTM-FTA-Pct.	Off-Def.	Reb-Avg.	A-TO	Blk	Stl	TP-Avg.
07-08	26-2	321-12.3	37-104-.356	10-47-.213	6-11-.545	14-23	37-1.4	12-22	2	9	90-3.5
08-09	34-24	702-20.6	55-152-.362	23-69-.333	24-30-.800	15-48	63-1.9	38-36	4	19	157-4.6
09-10	33-33	1155-35.0	174-398-.437	35-120-.292	117-155-.755	33-81	114-3.5	63-57	8	25	500-15.2
10-11	9-8	289-32.1	35-82-.427	4-18-.222	20-28-.714	10-18	28-3.1	13-24	0	8	94-10.4
11-12	9-9	275-30.6	31-79-.392	7-28-.250	32-37-.865	8-21	29-3.2	17-18	1	7	101-11.2
Career	111-76	2742-24.7	332-815-.407	79-282-.280	199-261-.762	80-191	271-2.4	143-157	15	68	942-8.5

ERICK GREEN

JUNIOR • GUARD • 6-4 • 185
WINCHESTER, VA. • PAUL VI

#11



SEASON STATISTICS

Opponent	Min	FG-A-%	3FG-A-%	FTA-%	O-D-T	A	TO	Blk	Stl	Pts
EAST TENNESSEE ST.		--Did Not Play--								
MONMOUTH#	23	3-6-.500	2-2-1.000	3-3-1.000	0-2-2	5	2	1	1	11
FIU#	25	5-7-.714	2-3-.666	0-0-0.000	2-0-2	0	2	0	0	12
vs. Syracuse^	36	5-10-.500	4-7-.571	0-0-0.000	0-5-5	2	1	0	3	14
vs. Oklahoma State^	39	6-12-.500	1-1-1.000	5-7-.714	0-1-1	1	2	0	1	18
ST. BONAVENTURE	33	5-11-.455	2-5-.400	7-8-.875	0-3-3	4	2	0	2	19
at Minnesota%	38	9-18-.500	4-8-.500	3-3-1.000	1-3-4	4	0	1	1	25
KANSAS STATE	36	4-17-.235	0-3-.000	6-8-.167	3-4-7	3	3	0	1	14
at Rhode Island	33	10-14-.714	2-5-.400	2-3-.667	1-1-2	1	1	0	3	24
NORFOLK STATE										
CAMPBELL										
EASTERN MICHIGAN										
at Oklahoma State										
at Wake Forest*										
FLORIDA STATE*										
at Boston College*										
NORTH CAROLINA*										
at Virginia*										
BYU										
at Maryland*										
DUKE*										
CLEMSON*										
at Miami*										
BOSTON COLLEGE*										
at Florida State*										
GEORGIA TECH*										
VIRGINIA*										
at Duke*										
at Clemson*										
NC STATE*										

*-ACC games; #- NIT Season Tip-Off (Blacksburg, Va.); ^- NIT Season Tip-Off (New York, N.Y.) % - Big 10/ACC Challenge

2011-2012 NOTES

Missed season opener due to an Achilles strain ... Has scored 11-plus points in every games this season ... Scored 11 points and had five assists in 2011-12 debut ... Scored 12 points and added two rebounds against FIU ... Tallied 14 points and grabbed a career-high five rebounds against No. 5 Syracuse ... Tallied 18 points against Oklahoma State ... Went 7-of-8 from the line enroute to a season-high 19 points against St. Bonaventure ... Set a new career high with 25 points at Minnesota ... Put up 14 points while grabbing a career-best seven boards versus Kansas State ... Dropped a near career-high 24 points off the bench at Rhode Island.

SEASON/CAREER GAME HIGHS

POINTS

Season	25 at Minnesota (11/30/11)
Career	25 at Minnesota (11/30/11)
ACC	24 at Maryland (1/20/10)

MINUTES PLAYED

Season	39 vs Oklahoma State (11/25/11)
Career	42 vs SBU (12/23/10), vs WSU (3/20/11)
ACC	40 vs Boston College (3/1/11)

FIELD GOALS MADE

Season	10 at Rhode Island (12/7/11)
Career	12 at Maryland (1/20/10)
ACC	12 at Maryland (1/20/10)

FIELD GOAL ATTEMPTS

Season	18 at Minnesota (11/30/11)
Career	18 at Minnesota (11/30/11)
ACC	17 vs Boston College (3/1/11)

3-PT FIELD GOALS MADE

Season	4 vs #5 Syracuse (11/23), at Minn. (11/30)
Career	4 vs #5 Syracuse (11/23), at Minn. (11/30)
ACC	3 vs Georgia Tech (2/13/11)

3-PT FIELD GOAL ATTEMPTS

Season	8 at Minnesota (11/30/11)
Career	8 at Minnesota (11/30/11)
ACC	6, 3x-last vs Duke (3/12/11)

FREE THROWS MADE

Season	7 vs St. Bonaventure (11/27/11)
Career	8 vs Clemson (2/6/10), vs FSU (1/8/11)
ACC	8 vs Clemson (2/6/10), vs FSU (1/8/11)

FREE THROW ATTEMPTS

Season	8 vs Kansas State (12/4/11)
Career	8, 5x-last vs Kansas State (12/4/11)
ACC	8, 3x-last at NC State (2/2/11)

REBOUNDS

Season	7 vs Kansas State (12/4/11)
Career	7 vs Kansas State (12/4/11)
ACC	4, 4x-last at Clemson (3/5/11)

ASSISTS

Season	5 vs Monmouth (11/14/11)
Career	8 vs Bethune-Cookman (3/16/11)
ACC	6 vs Miami (1/30/11), vs GT (2/13/11)

BLOCKS

Season	1 vs Monmouth (11/14/11)
Career	2 vs VMI (12/9/09), at NC State (2/2/11)
ACC	2 at NC State (2/2/11)

STEALS

Season	3 vs. #5 Syracuse (11/23), at URI (12/7)
Career	5 vs UNCG (11/21/10), vs SBU (12/23/10)
ACC	4, 3x-last at Clemson (3/5/11)



CAREER STATISTICS

Year	GP-GS	Min-Avg.	FGM-FGA-Pct.	3FG-FGA-Pct.	FTM-FTA-Pct.	Off.-Def.	Reb-Avg.	A-TO	Blk	Stl	TP-Avg.
09-10	34-1	427-12.6	29-99-.293	11-40-.275	19-28-.679	7-24	31-0.9	31-25	7	17	88-2.6
10-11	32-26	988-30.9	132-319-.414	26-105-.248	80-103-.777	19-54	73-2.3	86-38	9	56	370-11.6
11-12	8-7	263-32.9	47-95-.495	17-34-.500	26-32-.813	7-19	26-3.3	20-13	2	12	137-17.1
Career	74-34	1678-22.7	208-513-.405	54-179-.302	125-163-.767	33-97	130-1.8	137-76	18	85	595-8.0

CADARIAN RAINES

R-SOPHOMORE • FORWARD • 6-9 • 238
PETERSBURG, VA. • PETERSBURG

#4



SEASON STATISTICS

Opponent	Min	FG-A-%	3FG-A-%	FT-A-%	O-D-T	A	TO	Blk	Stl	Pts
EAST TENNESSEE ST.	14	0-2-.000	0-0-.000	0-0-.000	0-2-2	0	0	1	0	0
MONMOUTH#	14	2-4-.500	0-0-.000	1-5-.200	3-3-6	2	0	2	2	6
FIU#	13	1-3-.333	0-0-.000	0-0-.000	0-1-1	1	1	0	0	2
vs. Syracuse^	16	1-2-.500	0-0-.000	1-1-1.000	1-0-1	0	0	0	1	3
vs. Oklahoma State ^	12	1-3-.333	0-0-.000	1-2-.500	4-5-9	1	0	3	1	3
ST. BONAVENTURE	8	2-2-1.000	0-0-.000	2-2-1.000	0-4-4	0	1	1	0	6
at Minnesota%	7	0-1-.000	0-0-.000	0-0-.000	1-0-1	0	1	0	1	0
KANSAS STATE	15	3-6-.500	0-0-.000	0-0-.000	3-2-5	0	2	2	1	6
at Rhode Island	25	6-8-.750	0-0-.000	0-0-.000	1-3-4	1	1	0	3	12
NORFOLK STATE										
CAMPBELL										
EASTERN MICHIGAN										
at Oklahoma State										
at Wake Forest*										
FLORIDA STATE*										
at Boston College*										
NORTH CAROLINA*										
at Virginia*										
BYU										
at Maryland*										
DUKE*										
CLEMSON*										
at Miami*										
BOSTON COLLEGE*										
at Florida State*										
GEORGIA TECH*										
VIRGINIA*										
at Duke*										
at Clemson*										
NC STATE*										

*- ACC games; # - NIT Season Tip-Off (Blacksburg, Va.); ^ - NIT Season Tip-Off (New York, N.Y.); % - Big 10/ACC Challenge

SEASON/CAREER GAME HIGHS

POINTS

Season	12 at Rhode Island (12/7/11)
Career	12 at Rhode Island (12/7/11)
ACC	2, three times, last at Duke (2/21/10)

MINUTES PLAYED

Season	25 at Rhode Island (12/7/11)
Career	25 at Rhode Island (12/7/11)
ACC	20 vs Wake Forest (2/16/10)

FIELD GOALS MADE

Season	6 at Rhode Island (12/7/11)
Career	6 at Rhode Island (12/7/11)
ACC	1 vs UNC (2/4/10), at Duke (2/21/10)

FIELD GOAL ATTEMPTS

Season	8 at Rhode Island (12/7/11)
Career	9 vs UMBC (12/22/09)
ACC	3 vs Wake Forest (2/16/10), at Duke (2/21/10)

3-PT FIELD GOALS MADE

Season	N/A
Career	N/A
ACC	N/A

3-PT FIELD GOAL ATTEMPTS

Season	N/A
Career	N/A
ACC	N/A

FREE THROWS MADE

Season	2 vs St. Bonaventure (11/27/11)
Career	2, 3x, last vs St. Bonaventure (11/27/11)
ACC	2 vs Wake Forest (2/16/10)

FREE THROW ATTEMPTS

Season	5 vs Monmouth (11/14/11)
Career	5, Twice, last vs. Monmouth (11/14/11)
ACC	4 vs Wake Forest (2/16/10)

REBOUNDS

Season	9 vs Oklahoma State (11/25/11)
Career	9 vs Oklahoma State (11/25/11)
ACC	4 vs Wake Forest (2/16/10)

ASSISTS

Season	2 vs Monmouth (11/14/11)
Career	2 vs Monmouth (11/14/11)
ACC	1 at NC State (2/10/10)

BLOCKS

Season	3 vs Oklahoma State (11/25/11)
Career	5 vs UMBC (12/22/09)
ACC	1, six times, last vs Wake Forest (2/16/10)

STEALS

Season	3 at Rhode Island (12/7/11)
Career	3 at Rhode Island (12/7/11)
ACC	1, three times, last at Duke (2/21/10)



2011-2012 NOTES

Saw 14 minutes of action in season opener against East Tennessee State ... Tallied six points and six rebounds against Monmouth ... Scored three points against No. 5 Syracuse ... Brought down a career-high nine rebounds and added a season-best three blocks against Oklahoma State ... Didn't miss a shot as he scored six points and grabbed four rebounds in eight minutes of play against St. Bonaventure ... Matched his season best for the third time with six points against Kansas State, also adding five boards ... Scored a career-high 12 points, while adding a career-best three steals on defense at Rhode Island.


CAREER STATISTICS

Year	GP-GS	Min-Avg.	FGM-FGA-Pct.	3FG-FGA-Pct.	FTM-FTA-Pct.	Off.-Def.	Reb-Avg.	A-TO	Blk	Stl	TP-Avg.
09-10	21-0	165-7.9	12-34-.353	0-0-.000	7-14-.500	20-17	37-1.8	3-6	16	4	31-1.5
10-11	4-0	21-5.3	1-4-.250	0-0-.000	0-0-.000	1-1	2-0.5	0-0	1	0	2-0.5
11-12	9-0	124-13.8	16-31-.516	0-0-.000	5-10-.500	13-20	33-3.7	5-6	9	12	37-4.1
Career	34-0	310-9.1	29-69-.420	0-0-.000	12-24-.500	34-38	72-2.1	8-12	26	16	70-2.1

JARELL EDDIE

SOPHOMORE • FORWARD • 6-7 • 209
CHARLOTTE, N.C. • THE CANNON SCHOOL

#31



SEASON STATISTICS

Opponent	Min	FG-A-%	3FG-A-%	FT-A-%	O-D-T	A	TO	Blk	Stl	Pts
EAST TENNESSEE ST.	20	3-7-.429	1-3-.333	1-1-1.000	0-2-2	1	1	1	0	8
MONMOUTH#	18	4-4-1.000	3-3-1.000	2-2-1.000	0-3-3	2	1	0	1	13
FIU#	20	0-3-.000	0-1-.000	0-0-.000	0-5-5	2	2	0	1	0
vs. Syracuse^	35	6-14-.429	2-6-.333	3-4-.750	0-4-4	5	0	2	0	17
vs. Oklahoma State^	17	0-4-.000	0-3-.000	4-4-1.000	1-6-7	1	1	0	0	4
ST. BONAVENTURE	30	3-5-.600	2-3-.666	3-4-.750	0-4-4	1	1	1	2	11
at Minnesota%	34	1-5-.200	0-2-.000	2-2-1.000	2-1-3	0	3	0	0	4
KANSAS STATE	27	1-5-.200	0-0-.000	2-2-1.00	0-5-5	0	2	0	0	4
at Rhode Island	23	5-6-.833	3-3-1.000	2-2-1.000	1-5-6	2	0	1	1	15
NORFOLK STATE										
CAMPBELL										
EASTERN MICHIGAN										
at Oklahoma State										
at Wake Forest*										
FLORIDA STATE*										
at Boston College*										
NORTH CAROLINA*										
at Virginia*										
BYU										
at Maryland*										
DUKE*										
CLEMSON*										
at Miami*										
BOSTON COLLEGE*										
at Florida State*										
GEORGIA TECH*										
VIRGINIA*										
at Duke*										
at Clemson*										
NC STATE*										

*- ACC games; # - NIT Season Tip-Off (Blacksburg, Va.); ^- NIT Season Tip-Off (New York, N.Y.); % - Big 10/ACC Challenge

2011-2012 NOTES

Scored eight points in first career start against East Tennessee State ... Didn't miss a shot as he dropped 13 points and went 3-for-3 from three-point range against Monmouth ... Grabbed five rebounds and also had two assists against FIU ... Tallied a career-high 17 points and dished out a career-best five assists against No. 5 Syracuse ... Brought down seven boards against Oklahoma State ... Scored 11 points and grabbed four boards against St. Bonaventure ... Brought down five rebounds against Kansas State ... Missed just one shot and went 3-for-3 from 3-point range, while adding six boards at Rhode Island.

SEASON/CAREER GAME HIGHS

POINTS

Season 17 vs #5 Syracuse (11/23/11)
Career 17, Twice, last vs #5 Syracuse (11/23/11)
ACC 17 at Wake Forest (2/22/11)

MINUTES PLAYED

Season 35 vs #5 Syracuse (11/23/11)
Career 35 vs #5 Syracuse (11/23/11)
ACC 24 at Wake Forest (2/22/11)

FIELD GOALS MADE

Season 6 vs #5 Syracuse (11/23/11)
Career 6, Twice, last vs #5 Syracuse (11/23/11)
ACC 6 at Wake Forest (2/22/11)

FIELD GOAL ATTEMPTS

Season 14 vs #5 Syracuse (11/23/11)
Career 14 vs #5 Syracuse (11/23/11)
ACC 6 at Wake Forest (2/22/11)

3-PT FIELD GOALS MADE

Season 3 vs Monmouth (11/14), at URI (12/7)
Career 3, 3x, last at Rhode Island (12/7/11)
ACC 3 at Wake Forest (2/22/11)

3-PT FIELD GOAL ATTEMPTS

Season 6 vs #5 Syracuse (11/23/11)
Career 6 vs #5 Syracuse (11/23/11)
ACC 3 vs WF (1/15/11), at WF (2/22/11)

FREE THROWS MADE

Season 4 vs Oklahoma State (11/25/11)
Career 6 vs Mt. St. Mary's (1/2/11)
ACC 4 vs Wake Forest (1/15/11)

FREE THROW ATTEMPTS

Season 4, 3x, last vs St. Bonaventure (11/27/11)
Career 6 vs MSM (1/2/11), vs WF (1/15/11)
ACC 6 vs Wake Forest (1/15/11)

REBOUNDS

Season 7 vs Oklahoma State (11/25/11)
Career 9 at Wake Forest (2/22/11)
ACC 9 at Wake Forest (2/22/11)

ASSISTS

Season 5 vs #5 Syracuse (11/23/11)
Career 5 vs #5 Syracuse (11/23/11)
ACC 2 vs Wake Forest (1/15/11)

BLOCKS

Season 2 vs #5 Syracuse (11/23/11)
Career 3 at Kansas State (11/16/10)
ACC 1, 3x-last vs Maryland (2/5/11)

STEALS

Season 2 vs St. Bonaventure (11/27/11)
Career 2 vs St. Bonaventure (11/27/11)
ACC 1 vs WF (1/15/11), at WF (2/22/11)



CAREER STATISTICS

Year	GP-GS	Min-Avg.	FGM-FGA-Pct.	3FG-FGA-Pct.	FTM-FTA-Pct.	Off-Def.	Reb-Avg.	A-TO	Blk	Stl	TP-Avg.
10-11	27-0	295-10.9	25-68-.368	7-32-.819	22-32-.688	18-41	59-2.2	13-17	9	4	79-2.9
11-12	9-9	224-24.9	23-53-.434	11-24-.458	19-21-.905	4-35	39-4.3	14-11	5	5	76-8.4
Career	36-9	519-14.4	48-121-.397	18-56-.321	41-53-.774	22-76	98-2.7	27-28	14	9	155-4.3

TYRONE GARLAND

SOPHOMORE • GUARD • 6-1 • 170
PHILADELPHIA, PA. • JOHN BARTRAM

#21



SEASON STATISTICS

Opponent	Min	FG-A-%	3FG-A-%	FT-A-%	O-D-T	A	TO	Blk	Stl	Pts	
EAST TENNESSEE ST.	24	3-7-.429	0-3-.000	7-8-.875	0-0-0	3	7	0	2	13	
MONMOUTH#	19	7-7-1.000	2-2-1.000	2-3-.600	1-1-2	1	1	0	1	18	
FIU#	17	1-4-.250	0-2-.000	0-1-.000	0-0-0	5	2	0	0	2	
vs. Syracuse^	7	0-2-.000	0-0-.000	0-0-.000	0-0-0	0	0	0	0	0	
vs. Oklahoma State^	8	2-4-.500	0-1-.000	0-0-.000	2-0-2	0	0	0	0	4	
ST. BONAVENTURE	7	0-1-.000	0-1-.000	0-0-.000	0-0-0	0	0	0	0	0	
at Minnesota%	3	0-1-.000	0-0-.000	0-0-.000	0-0-0	1	0	0	0	0	
KANSAS STATE	-- Did Not Play --										
at Rhode Island	1	0-0-.000	0-0-.000	0-0-.000	0-0-0	0	0	0	0	0	
NORFOLK STATE											
CAMPBELL											
EASTERN MICHIGAN											
at Oklahoma State											
at Wake Forest*											
FLORIDA STATE*											
at Boston College*											
NORTH CAROLINA*											
at Virginia*											
BYU											
at Maryland*											
DUKE*											
CLEMSON*											
at Miami*											
BOSTON COLLEGE*											
at Florida State*											
GEORGIA TECH*											
VIRGINIA*											
at Duke*											
at Clemson*											
NC STATE*											

*- ACC games; # - NIT Season Tip-Off (Blacksburg, Va.); ^- NIT Season Tip-Off (New York, N.Y.); % - Big 10/ACC Challenge

2011-2012 NOTES

Scored 13 points in first career start, also adding three assists in season opener against East Tennessee State ... Missed just one shot and tallied a career-high 18 points against Monmouth ... Dished out a career-high five assists against FIU ... Grabbed two boards and added four points against Oklahoma State.

SEASON/CAREER GAME HIGHS

POINTS

Season	18 vs Monmouth (11/14/11)
Career	18 vs Monmouth (11/14/11)
ACC	6 vs Miami (1/30/11)

MINUTES PLAYED

Season	24 vs ETSU (11/12/11)
Career	24 vs ETSU (11/12/11)
ACC	14 vs Wake Forest (1/15/11)

FIELD GOALS MADE

Season	3 vs ETSU (11/12), vs Monmouth (11/14)
Career	7 vs Mt. St. Mary's (1/2/11)
ACC	2, 3x-last vs Miami (1/30/11)

FIELD GOAL ATTEMPTS

Season	7 vs ETSU (11/12), vs Monmouth (11/14)
Career	9 vs Mt. St. Mary's (1/2/11)
ACC	6 vs Wake Forest (1/15/11)

3-PT FIELD GOALS MADE

Season	2 vs Monmouth (11/14/11)
Career	2, Twice, last vs Monmouth (11/14/11)
ACC	2 vs Miami (1/30/11)

3-PT FIELD GOAL ATTEMPTS

Season	3 vs ETSU (11/12/11)
Career	4 vs WF (1/15/11), vs Longwood (1/22/11)
ACC	4 vs Wake Forest (1/15/11)

FREE THROWS MADE

Season	7 vs ETSU (11/12/11)
Career	7 vs ETSU (11/12/11)
ACC	2 vs Maryland (2/15/11)

FREE THROW ATTEMPTS

Season	8 vs ETSU (11/12/11)
Career	8 vs ETSU (11/12/11)
ACC	2 vs Maryland (2/15/11)

REBOUNDS

Season	2 vs Monmouth (11/14), vs OSU (11/25)
Career	2 vs Monmouth (11/14), vs OSU (11/25)
ACC	1, 3x-last vs Georgia Tech (2/13/11)

ASSISTS

Season	5 vs FIU (11/15/11)
Career	5 vs FIU (11/15/11)
ACC	1, 4x-last at Clemson (3/5/11)

BLOCKS

Season	N/A
Career	N/A
ACC	N/A

STEALS

Season	2 vs ETSU (11/12/11)
Career	2, Twice, last vs ETSU (11/12/11)
ACC	2 vs Maryland (2/15/11)




CAREER STATISTICS

Year	GP-GS	Min-Avg.	FGM-FGA-Pct.	3FG-FGA-Pct.	FTM-FTA-Pct.	Off.-Def.	Reb-Avg.	A-TO	Blk	Stl	TP-Avg.
10-11	30-0	197-6.6	28-74-.378	10-33-.303	14-19-.737	1-7	8-0.3	13-18	0	5	80-2.7
11-12	8-1	86-10.8	13-26-.500	2-9-.222	9-12-.750	3-1	4-0.7	10-10	0	3	37-5.2
Career	38-1	283-7.4	41-100-.410	12-42-.286	23-31-.742	4-8	12-0.3	23-28	0	8	117-3.2

ROBERT BROWN

FRESHMAN • GUARD • 6-5 • 190
CLERMONT, FLA. • HARGRAVE MIL. ACAD.

#1



SEASON STATISTICS

Opponent	Min	FG-A-%	3FG-A-%	FT-A-%	O-D-T	A	TO	Blk	Stl	Pts
EAST TENNESSEE ST.	26	3-7-.429	3-7-.429	3-4-.750	0-3-3	0	0	1	1	12
MONMOUTH#	30	5-11-.454	3-6-.500	6-6-1.000	0-1-1	3	3	0	1	19
FIU#	21	1-6-.167	0-4-.000	0-0-.000	0-2-2	3	3	1	0	2
vs. Syracuse^	17	1-4-.250	1-2-.500	0-0-.000	0-1-1	3	2	0	0	3
vs. Oklahoma State^	24	3-7-.429	1-3-.333	1-4-.250	0-1-1	1	1	0	2	8
ST. BONAVENTURE	14	1-2-.500	1-1-1.000	2-2-1.000	1-1-2	4	1	1	0	5
at Minnesota%	25	5-10-.500	3-3-1.000	0-0-.000	0-1-1	3	2	0	2	13
KANSAS STATE	31	6-17-.353	2-10-.200	1-2-.500	1-2-3	1	1	1	2	15
at Rhode Island	19	1-5-.200	0-3-.000	0-0-.000	0-1-1	3	1	0	1	2
NORFOLK STATE										
CAMPBELL										
EASTERN MICHIGAN										
at Oklahoma State										
at Wake Forest*										
FLORIDA STATE*										
at Boston College*										
NORTH CAROLINA*										
at Virginia*										
BYU										
at Maryland*										
DUKE*										
CLEMSON*										
at Miami*										
BOSTON COLLEGE*										
at Florida State*										
GEORGIA TECH*										
VIRGINIA*										
at Duke*										
at Clemson*										
NC STATE*										

*- ACC games; # - NIT Season Tip-Off (Blacksburg, Va.); ^- NIT Season Tip-Off (New York, N.Y.); % - Big 10/ACC Challenge

SEASON/CAREER GAME HIGHS

POINTS	
Season	19 vs Monmouth (11/14/11)
Career	19 vs Monmouth (11/14/11)
ACC	N/A

MINUTES PLAYED	
Season	31 vs Kansas State(12/4/11)
Career	31 vs Kansas State (12/4/11)
ACC	N/A

FIELD GOALS MADE	
Season	6 vs Kansas State (12/4/11)
Career	6 vs Kansas State (12/4/11)
ACC	N/A

FIELD GOAL ATTEMPTS	
Season	17 vs Kansas State (12/4/11)
Career	17 vs Kansas State (12/4/11)
ACC	N/A

3-PT FIELD GOALS MADE	
Season	3, 3x, last at Minnesota (11/30/11)
Career	3, 3x, last at Minnesota (11/30/11)
ACC	N/A

3-PT FIELD GOAL ATTEMPTS	
Season	10 vs Kansas State (12/4/11)
Career	10 vs Kansas State (12/4/11)
ACC	N/A

FREE THROWS MADE	
Season	6 vs Monmouth (11/14/11)
Career	6 vs Monmouth (11/14/11)
ACC	N/A

FREE THROW ATTEMPTS	
Season	6 vs Monmouth (11/14/11)
Career	6 vs Monmouth (11/14/11)
ACC	N/A

REBOUNDS	
Season	3 vs ETSU (11/12), vs K-State (12/4)
Career	3 vs ETSU (11/12), vs K-State (12/4)
ACC	N/A

ASSISTS	
Season	4 vs St. Bonaventure (11/27/11)
Career	4 vs St. Bonaventure (11/27/11)
ACC	N/A

BLOCKS	
Season	1, 4x, last vs vs Kansas State (12/4/11)
Career	1, 4x, last vs Kansas State (12/4/11)
ACC	N/A

STEALS	
Season	2, 3x, last vs Kansas State (12/4/11)
Career	2, 3x, last vs Kansas State (12/4/11)
ACC	N/A



2011-2012 NOTES

Scored 12 points off the bench in debut against East Tennessee State ... Went 6-for-6 from the free throw line and again led the team with 19 points off the bench ... Dished out three assists against FIU ... Contributed eight points and two steals against Oklahoma State ... Tallied five points and four assists against St. Bonaventure ... Went 3-for-3 from 3-point range to score 13 points while adding three assists at Minnesota ... Scored 15 points and grabbed three rebounds against Kansas State.

CAREER STATISTICS

Year	GP-GS	Min-Avg.	FGM-FGA-Pct.	3FG-FGA-Pct.	FTM-FTA-Pct.	Off.-Def.	Reb-Avg.	A-TO	Blk	Stl	TP-Avg.
11-12	9-0	207-23.0	26-69-.377	14-39-.359	13-18-.722	2-13	15-1.7	21-14	4	9	79-8.8

JOEY van ZEGEREN

FRESHMAN • FORWARD • 6-10 • 220
 HOOGEVEEN, THE NETHERLANDS • CANARIAS

#2



SEASON STATISTICS

Opponent	Min	FG-A-%	3FG-A-%	FT-A-%	O-D-T	A	TO	Blk	Stl	Pts
EAST TENNESSEE ST.	2	0-0-0.00	0-0-0.000	0-0-0.000	0-0-0	0	0	0	0	0
MONMOUTH#	5	0-0-0.000	0-0-0.000	0-0-0.000	0-0-0	0	0	1	0	0
FIU#	1	0-0-0.000	0-0-0.000	0-0-0.000	0-0-0	0	0	0	0	0
vs. Syracuse^	-- Did Not Play --									
vs. Oklahoma State^	-- Did Not Play --									
ST. BONAVENTURE	-- Did Not Play --									
at Minnesota%	-- Did Not Play --									
KANSAS STATE	-- Did Not Play --									
at Rhode Island	-- Did Not Play --									
NORFOLK STATE										
CAMPBELL										
EASTERN MICHIGAN										
at Oklahoma State										
at Wake Forest*										
FLORIDA STATE*										
at Boston College*										
NORTH CAROLINA*										
at Virginia*										
BYU										
at Maryland*										
DUKE*										
CLEMSON*										
at Miami*										
BOSTON COLLEGE*										
at Florida State*										
GEORGIA TECH*										
VIRGINIA*										
at Duke*										
at Clemson*										
NC STATE*										

*- ACC games; # - NIT Season Tip-Off (Blacksburg, Va.); ^-NIT Season Tip-Off (New York, N.Y.); % - Big 10/ACC Challenge

2011-2012 NOTES

Saw two minutes of action in season opener against East Tennessee State ... Blocked one shot in five minutes of action against Monmouth.

SEASON/CAREER GAME HIGHS

POINTS	
Season	N/A
Career	N/A
ACC	N/A

MINUTES PLAYED	
Season	5 vs Monmouth (11/14/11)
Career	5 vs Monmouth (11/14/11)
ACC	N/A

FIELD GOALS MADE	
Season	N/A
Career	N/A
ACC	N/A

FIELD GOAL ATTEMPTS	
Season	N/A
Career	N/A
ACC	N/A

3-PT FIELD GOALS MADE	
Season	N/A
Career	N/A
ACC	N/A

3-PT FIELD GOAL ATTEMPTS	
Season	N/A
Career	N/A
ACC	N/A

FREE THROWS MADE	
Season	N/A
Career	N/A
ACC	N/A

FREE THROW ATTEMPTS	
Season	N/A
Career	N/A
ACC	N/A

REBOUNDS	
Season	N/A
Career	N/A
ACC	N/A

ASSISTS	
Season	N/A
Career	N/A
ACC	N/A

BLOCKS	
Season	1 vs Monmouth (11/14/11)
Career	1 vs Monmouth (11/14/11)
ACC	N/A

STEALS	
Season	N/A
Career	N/A
ACC	N/A



CAREER STATISTICS

Year	GP-GS	Min-Avg.	FGM-FGA-Pct.	3FG-FGA-Pct.	FTM-FTA-Pct.	Off.-Def.	Reb-Avg.	A-TO	Blk	Stl	TP-Avg.
11-12	3-0	8-2.7	0-0-0.000	0-0-0.000	0-0-0.000	0-0	0-0.0	0-0.0	1	0	0-0.0

DORIAN FINNEY-SMITH

FRESHMAN • FORWARD • 6-8 • 192
PORTSMOUTH, VA. • I.C. NORCOM

#15



SEASON STATISTICS

Opponent	Min	FG-A-%	3FG-A-%	FT-A-%	O-D-T	A	TO	Blk	Stl	Pts
EAST TENNESSEE ST.	36	2-7-.286	0-2-.000	6-8-.750	4-12-16	5	2	4	0	10
MONMOUTH#	22	0-2-.000	0-0-.000	1-4-.250	2-5-7	3	3	0	0	1
FIU#	34	5-10-.500	2-4-.500	2-2-1.000	3-7-10	5	1	0	2	14
vs. Syracuse^	28	1-3-.333	0-1-.000	0-0-.000	2-5-7	3	4	1	0	2
vs. Oklahoma State^	38	2-8-.250	2-4-.500	4-8-.500	8-6-14	1	2	0	0	10
ST. BONAVENTURE	35	4-7-.571	1-2-.500	2-4-.500	5-3-8	3	1	2	0	11
at Minnesota%	32	1-5-.200	1-3-.333	0-0-.000	1-5-6	1	1	1	1	3
KANSAS STATE	25	3-7-.429	0-0-.000	0-1-.000	2-5-7	1	1	0	1	6
at Rhode Island	35	4-11-.364	2-3-.667	1-2-.500	2-4-6	3	4	3	0	11
NORFOLK STATE										
CAMPBELL										
EASTERN MICHIGAN										
at Oklahoma State										
at Wake Forest*										
FLORIDA STATE*										
at Boston College*										
NORTH CAROLINA*										
at Virginia*										
BYU										
at Maryland*										
DUKE*										
CLEMSON*										
at Miami*										
BOSTON COLLEGE*										
at Florida State*										
GEORGIA TECH*										
VIRGINIA*										
at Duke*										
at Clemson*										
NC STATE*										

*- ACC games; # - NIT Season Tip-Off (Blacksburg, Va.); ^ - NIT Season Tip-Off (New York, N.Y.); % - Big 10/ACC Challenge

2011-2012 NOTES

Grabbed 16 boards and scored 10 points to become the first freshman to tally a double-double in his debut since Jeff Allen did so in 2007 ... Brought down seven boards against Monmouth ... Posted second career double-double with 14 points and 10 rebounds against FIU ... Earned third career double-double, scoring 10 points and grabbing 14 rebounds against Oklahoma State ... Put up 11 points and added eight boards and three assists against St. Bonaventure ... Grabbed six boards at Minnesota ... Tallied six points and seven rebounds against Kansas State ... Scored 11 points and added six boards at Rhode Island.

SEASON/CAREER GAME HIGHS

POINTS

Season	14 vs FIU (11/15/11)
Career	14 vs FIU (11/15/11)
ACC	N/A

MINUTES PLAYED

Season	38 vs Oklahoma State (11/25/11)
Career	38 vs Oklahoma State (11/25/11)
ACC	N/A

FIELD GOALS MADE

Season	5 vs FIU (11/15/11)
Career	5 vs FIU (11/15/11)
ACC	N/A

FIELD GOAL ATTEMPTS

Season	11 at Rhode Island (12/7/11)
Career	11 at Rhode Island (12/7/11)
ACC	N/A

3-PT FIELD GOALS MADE

Season	2, 3x, last at Rhode Island (12/7/11)
Career	1, 3x, last at Rhode Island (12/7/11)
ACC	N/A

3-PT FIELD GOAL ATTEMPTS

Season	4 vs FIU (11/15), vs OSU (11/25)
Career	4 vs FIU (11/15), vs OSU (11/25)
ACC	N/A

FREE THROWS MADE

Season	6 vs ETSU (11/12/11)
Career	6 vs ETSU (11/12/11)
ACC	N/A

FREE THROW ATTEMPTS

Season	8 vs ETSU (11/12), vs OSU (11/25)
Career	8 vs ETSU (11/12), vs OSU (11/25)
ACC	N/A

REBOUNDS

Season	16 vs ETSU (11/12/11)
Career	16 vs ETSU (11/12/11)
ACC	N/A

ASSISTS

Season	5 vs ETSU (11/12), vs FIU (11/15)
Career	5 vs ETSU (11/12), vs FIU (11/15)
ACC	N/A

BLOCKS

Season	N/A
Career	N/A
ACC	N/A

STEALS

Season	2 vs FIU (11/15/11)
Career	2 vs FIU (11/15/11)
ACC	N/A



CAREER STATISTICS

Year	GP-GS	Min-Avg.	FGM-FGA-Pct.	3FG-FGA-Pct.	FTM-FTA-Pct.	Off.-Def.	Reb.-Avg.	A-TO	Blk	Stl	TP-Avg.
11-12	9-9	28.5-31.7	22-60-.367	8-19-.421	16-29-.552	29-52	81-9.0	25-19	11	4	68-7.6

C.J. BARKSDALE

FRESHMAN • FORWARD • 6-8 • 232
DANVILLE, VA. • HARGRAVE MIL. ACAD.

#42



SEASON STATISTICS

Opponent	Min	FG-A-%	3FG-A-%	FT-A-%	O-D-T	A	TO	Blk	Stl	Pts
EAST TENNESSEE ST.	18	2-6-.333	0-0-.000	1-4-.250	3-4-7	0	0	0	0	5
MONMOUTH#	20	0-1-.000	0-0-.000	0-0-.000	2-4-6	0	0	0	0	0
FIU#	8	1-1-1.000	0-0-.000	0-0-.000	0-0-0	0	1	1	0	2
vs. Syracuse^	1	0-0-.000	0-0-.000	0-0-.000	1-0-1	0	1	0	0	0
vs. Oklahoma State^	9	1-1-1.000	0-0-.000	1-1-1.000	1-0-1	0	0	1	0	3
ST. BONAVENTURE	8	0-1-.000	0-0-.000	0-0-.000	0-2-2	0	0	1	0	0
at Minnesota%	3	0-0-.000	0-0-.000	0-0-.000	0-0-0	0	0	0	0	0
KANSAS STATE	17	1-1-1.000	0-0-.000	4-4-1.000	2-2-4	0	2	1	1	6
at Rhode Island	17	2-3-.667	0-0-.000	2-2-1.000	3-4-7	2	2	0	0	6
NORFOLK STATE										
CAMPBELL										
EASTERN MICHIGAN										
at Oklahoma State										
at Wake Forest*										
FLORIDA STATE*										
at Boston College*										
NORTH CAROLINA*										
at Virginia*										
BYU										
at Maryland*										
DUKE*										
CLEMSON*										
at Miami*										
BOSTON COLLEGE*										
at Florida State*										
GEORGIA TECH*										
VIRGINIA*										
at Duke*										
at Clemson*										
NC STATE*										

*- ACC games; # - NIT Season Tip-Off (Blacksburg, Va.); ^- NIT Season Tip-Off (New York, N.Y.); % - Big 10/ACC Challenge

2011-2012 NOTES

Scored five points and grabbed seven boards in season opener versus East Tennessee State ... Brought down six boards against Monmouth ... Scored three points in nine minutes of action against Oklahoma State ... Didn't miss a shot, going 4-for-4 from the free throw line to score six points, while also adding four rebounds.

SEASON/CAREER GAME HIGHS

POINTS

Season 6 vs Kansas State (12/4), at URI (12/7)
Career 6 vs Kansas State (12/4), at URI (12/7)
ACC N/A

MINUTES PLAYED

Season 20 vs Monmouth (11/14/11)
Career 20 vs Monmouth (11/14/11)
ACC N/A

FIELD GOALS MADE

Season 2 vs ETSU (11/12), at URI (12/7)
Career 2 vs ETSU (11/12), at URI (12/7)
ACC N/A

FIELD GOAL ATTEMPTS

Season 6 vs ETSU (11/12/11)
Career 6 vs ETSU (11/12/11)
ACC N/A

3-PT FIELD GOALS MADE

Season N/A
Career N/A
ACC N/A

3-PT FIELD GOAL ATTEMPTS

Season N/A
Career N/A
ACC N/A

FREE THROWS MADE

Season 4 vs Kansas State (12/4/11)
Career 4 vs Kansas State (12/4/11)
ACC N/A

FREE THROW ATTEMPTS

Season 4 vs ETSU (11/12), vs K-State (12/4)
Career 4 vs ETSU (11/12), vs K-State (12/4)
ACC N/A

REBOUNDS

Season 7 vs ETSU (11/12), at URI (12/7)
Career 7 vs ETSU (11/12), at URI (12/7)
ACC N/A

ASSISTS

Season 2 at Rhode Island (12/7/11)
Career 2 at Rhode Island (12/7/11)
ACC N/A

BLOCKS

Season 1, 3x, last vs Kansas State (12/4/11)
Career 1, 3x, last vs Kansas State (12/4/11)
ACC N/A

STEALS

Season 1 vs Kansas State (12/4/11)
Career 1 vs Kansas State (12/4/11)
ACC N/A



CAREER STATISTICS

Year	GP-GS	Min-Avg.	FGM-FGA-Pct.	3FG-FGA-Pct.	FTM-FTA-Pct.	Off.-Def.	Reb-Avg.	A-TO	Blk	Stl	TP-Avg.
11-12	9-0	101-11.2	7-14-.500	0-0-.000	8-11-.727	12-16	28-3.1	3-6	4	1	22-2.4

MARQUIS RANKIN

FRESHMAN • GUARD • 6-1 • 165
CHARLOTTE, N.C. • HARGRAVE MIL. ACAD.

#10



SEASON STATISTICS

Opponent	Min	FG-A-%	3FG-A-%	FT-A-%	O-D-T	A	TO	Blk	Stl	Pts
EAST TENNESSEE ST.	--Did Not Play --									
MONMOUTH#	--Did Not Play --									
FIU#	--Did Not Play --									
vs. Syracuse^	--Did Not Play --									
vs. Oklahoma State^	--Did Not Play --									
ST. BONAVENTURE	--Did Not Play --									
at Minnesota%	--Did Not Play --									
KANSAS STATE	7	1-1-1.000	0-0-0.000	0-2-0.000	1-0-1	1	1	0	0	2
at Rhode Island	12	0-0-0.000	0-0-0.000	0-0-0.000	0-0-0	1	1	0	0	0
NORFOLK STATE										
CAMPBELL										
EASTERN MICHIGAN										
at Oklahoma State										
at Wake Forest*										
FLORIDA STATE*										
at Boston College*										
NORTH CAROLINA*										
at Virginia*										
BYU										
at Maryland*										
DUKE*										
CLEMSON*										
at Miami*										
BOSTON COLLEGE*										
at Florida State*										
GEORGIA TECH*										
VIRGINIA*										
at Duke*										
at Clemson*										
NC STATE*										

*- ACC games; #- NIT Season Tip-Off (Blacksburg, Va.); ^- NIT Season Tip-Off (New York, N.Y.); % - Big 10/ACC Challenge

2011-2012 NOTES

Made collegiate debut against Kansas State after missing the first seven games recovering from knee surgery ... Scored two points and added an assist and a rebound against K-State.

SEASON/CAREER GAME HIGHS

POINTS	
Season	2 vs Kansas State (12/4/11)
Career	2 vs Kansas State (12/4/11)
ACC	N/A

MINUTES PLAYED	
Season	7 vs Kansas State (12/4/11)
Career	7 vs Kansas State (12/4/11)
ACC	N/A

FIELD GOALS MADE	
Season	1 vs Kansas State (12/4/11)
Career	1 vs Kansas State (12/4/11)
ACC	N/A

FIELD GOAL ATTEMPTS	
Season	1 vs Kansas State (12/4/11)
Career	1 vs Kansas State (12/4/11)
ACC	N/A

3-PT FIELD GOALS MADE	
Season	N/A
Career	N/A
ACC	N/A

3-PT FIELD GOAL ATTEMPTS	
Season	N/A
Career	N/A
ACC	N/A

FREE THROWS MADE	
Season	N/A
Career	N/A
ACC	N/A

FREE THROW ATTEMPTS	
Season	2 vs Kansas State (12/4/11)
Career	2 vs Kansas State (12/4/11)
ACC	N/A

REBOUNDS	
Season	1 vs Kansas State (12/4/11)
Career	1 vs Kansas State (12/4/11)
ACC	N/A

ASSISTS	
Season	1 vs Kansas State (12/4), at URI (12/7)
Career	1 vs Kansas State (12/4), at URI (12/7)
ACC	N/A

BLOCKS	
Season	N/A
Career	N/A
ACC	N/A

STEALS	
Season	N/A
Career	N/A
ACC	N/A



CAREER STATISTICS

Year	GP-GS	Min-Avg.	FGM-FGA-Pct.	3FG-FGA-Pct.	FTM-FTA-Pct.	Off-Def.	Reb-Avg.	A-TO	Blk	Stl	TP-Avg.
11-12	2-1	19-9.5	1-11-.000	0-0-.000	0-2-.000	1-0	1-0.5	2-2	0	0	2-1.0

GAME 7

MINNESOTA 58, VIRGINIA TECH 55

NOV. 30, 2011 • 8:15 P.M. • MINNEAPOLIS, MINN.

Virginia Tech fell to Minnesota, 58-55, in the Big Ten/ACC Challenge in Williams Arena on Wednesday night. Tech is now 5-2 on the season, while Minnesota improves to 7-1 overall.

Tech fell behind early, but fought back and took a 28-25 lead into intermission. The Hokies and Golden Gophers battled back and forth throughout the second half, before Minnesota took a 56-55 lead with 18 seconds remaining on a pair of free throws by Julian Welch. Welch made two more free throws with 6.4 seconds remaining to give the Golden Gophers the lead, 58-56. **Erick Green**, who had been knocked off the elevated court in Williams Arena in the final half minute of action, attempted to hit a game tying three-pointer at the buzzer, but the ball spun off the rim and Minnesota claimed the victory.

Green scored a career-high 25 points to lead all scorers. Robert Brown added 13 points and **Victor Davila** scored 10 points and grabbed seven rebounds. Welch led the Golden Gophers with 15 points. Green made four of eight from three-point range and handed-out a team-high four assists without committing a turnover. He suffered a bruised shoulder on the fall, but was able to return in the final seconds of play.

Tech out rebounded Minnesota, 32-30, but shot just 37.7 percent from the floor. The Hokies made all seven free throw attempts, but just two came in the second half.

VIRGINIA TECH (5-2, 0-0 ACC)

Player	MP	FG	FT	TR	PF	A	TO	Blk	Stl	TP
Dorenzo Hudson, g	25	0-4	0-0	3	2	3	2	1	1	0
Erick Green, g	38	9-18	3-3	4	2	4	0	1	1	25
Victor Davila, f	33	4-9	2-2	7	1	0	2	0	0	10
Dorian Finney-Smith, f	32	1-5	0-0	6	3	1	1	1	1	3
Jarell Eddie, f	34	1-5	2-2	3	3	0	3	0	0	4
Robert Brown	25	5-10	0-0	1	4	3	2	0	2	13
Cadarian Raines	7	0-1	0-0	1	0	0	1	0	1	0
Tyrone Garland	3	0-1	0-0	0	1	1	0	0	0	0
C.J. Barksdale	3	0-0	0-0	0	1	0	0	0	0	0
TEAM				7						
Totals	200	20-53	7-7	32	17	12	12	3	6	55

MINNESOTA (7-1, 0-0 Big Ten)

Player	MP	FG	FT	TR	PF	A	TO	Blk	Stl	TP
Julian Welch, g	32	5-6	4-4	2	2	4	4	0	2	15
Andre Hollins, g	28	2-8	2-2	2	3	3	1	0	1	6
Austin Hollins, g	24	2-8	0-1	2	1	2	0	1	2	4
Rodney Williams, f	38	6-7	2-4	8	2	1	1	2	2	14
Elliot Eliason, c	32	4-6	0-0	7	2	2	0	2	0	8
Oto Osenieks	2	0-2	0-0	0	0	0	0	0	0	0
Joe Coleman	7	0-2	0-0	2	0	0	0	0	1	0
Maverick Ahanmisi	12	0-2	0-0	3	1	3	1	0	0	0
Chip Armelin	17	4-6	0-4	2	1	2	2	0	0	9
Andre Ingram	8	1-1	0-0	0	0	0	0	0	1	2
TEAM				1						
Totals	225	24-48	8-15	30	12	17	9	5	9	58

3-Pointers.....VT 8 (Green 4, Brown 3, Finney-Smith).....Minnesota 2 (Armelin, Welch)
Blocks.....VT 3 (Finney-Smith, Green Hudson).....Minnesota 5 (Eliason 2, Williams 2, Au, Hollins)
Steals.....VT 6 (Brown 2, Finney-Smith, Green, Hudson, Raines).....Minnesota 9 (Au, Hollins 2, Welch 2, Williams 2, Coleman, An, Hollins, Ingram)

Officials.....Wymer, Burr, Janssen
Technical.....None
Attendance.....10,487

Percentages:
Virginia Tech FG%...36.2 3FG%...23.8 FT%...57.9
Minnesota FG%...34.5 3FG%...14.3 FT%...71.4

Virginia Tech 28 27 — 55
Minnesota 25 33 — 58

GAME 8

KANSAS STATE 69, VIRGINIA TECH 61

DEC. 4, 2011 • 5:30 P.M. • BLACKSBURG, VA.

Kansas State's Jamar Samuels scored 15 of his 17 points and grabbed 13 of his 14 rebounds in the second half to lead the Wildcats past Virginia Tech 69-61 in a non-conference game played Sunday night at Cassell Coliseum. With the loss, Tech fell to 5-3 overall on the season. Kansas State moved to 5-0 overall.

The Hokies, behind solid play from **Cadarian Raines**, **C.J. Barksdale** and **Robert Brown** – they scored six points each – led 28-22 at halftime, but the Wildcats opened the second half with a 12-2 run to take a lead they never would relinquish.

The Hokies struggled from the floor in the second half, connecting on 10 of 32 from the floor (31.3 percent). They shot just 33.8 percent for the game.

In contrast, Kansas State shot 57.7 percent in the second half and 41.8 percent for the game.

Brown paced the Hokies with 15 points, hitting just 6-of-17 from the floor. **Erick Green** had 14 points and seven rebounds, but made just 4-of-17 from the floor.

Southwell had 11 points for the Wildcats. Thomas Gipson, Will Spradling and Jordan Henriquez finished with nine points each.

KANSAS STATE (5-0, 0-0 BIG 12)

Player	MP	FG	FT	TR	PF	A	TO	Blk	Stl	TP
Martavious Irving, g	14	1-3	4-4	1	4	2	3	0	3	6
Rodney McGruder, g	28	2-8	3-5	5	1	0	3	0	0	7
Will Spradling, g	38	2-8	3-4	3	4	3	0	0	2	9
Jamar Samuels, f	28	7-8	3-6	14	2	0	0	0	0	17
Thomas Gipson, f	22	4-9	1-3	6	2	0	1	0	0	9
Shane Southwell	20	3-6	4-6	3	0	1	0	1	0	11
Victor Ojeleye	1	0-0	0-0	1	0	0	0	0	0	0
Nino Williams	2	0-2	0-0	1	1	0	0	0	0	0
Angel Rodriguez	19	0-4	1-2	2	2	4	2	0	3	1
Jordan Henriquez	26	4-6	1-3	4	2	0	3	5	0	9
Jeremy Jones	2	0-1	0-0	0	0	0	0	0	0	0
TEAM				2						
Totals	200	23-55	20-33	42	18	10	12	6	8	69

VIRGINIA TECH (5-3, 0-0 ACC)

Player	MP	FG	FT	TR	PF	A	TO	Blk	Stl	TP
Dorenzo Hudson, g	25	3-9	1-5	4	4	0	1	0	0	7
Erick Green, g	36	4-17	0-3	7	2	3	3	0	1	14
Victor Davila, f	17	0-2	0-0	1	3	0	0	1	0	1
Dorian Finney-Smith, f	25	3-7	0-0	7	5	1	0	1	0	6
Jarell Eddie, f	27	1-5	0-0	5	3	2	0	0	0	4
Robert Brown	31	6-17	2-10	3	4	1	1	1	2	15
Cadarian Raines	15	3-6	0-0	5	5	0	2	2	1	6
Marquis Rankin	7	1-1	0-0	1	0	1	1	0	0	2
C.J. Barksdale	17	1-1	0-0	4	1	0	2	1	1	6
TEAM				8						
Totals	200	22-65	14-21	45	27	6	13	5	6	61

3-Pointers.....VT 3 (Brown 2, Hudson).....K-State 3 (Spradling 2, Southwell)
Blocks.....VT 5 (Raines 2, Barksdale, Brown, Davila).....K-State 6 (Henriquez 5, Southwell)
Steals.....VT 6 (Brown 2, Barksdale, Finney-Smith, Green, Raines).....K-State 8 (Irving 3, Rodriguez 3, Spradling 2)

Officials.....Cahill, Corbin, Caldwell
Technical.....None
Attendance.....8,782

Percentages:
Virginia FG%...41.8 3FG%...23.1 FT%...60.6
Virginia Tech FG%...33.8 3FG%...16.7 FT%...66.7

Virginia 22 47 — 69
Virginia Tech 28 33 — 61

GAME 9

VIRGINIA TECH 78, RHODE ISLAND 67

DEC. 7, 2011 • 7 P.M. • KINGSTON, R.I.

Virginia Tech defeated the University of Rhode Island, 78-67, in basketball action Wednesday night in the Ryan Center on the URI campus. The Hokies improve to 6-3 on the season, while URI falls to 1-8 overall.

Tech shot 54.5 percent from the field for the game, including 65.4 percent in the second half. The Hokies made 11 of their 13 free throw attempts and were good on seven of 16 three-point attempts.

The Hokies fell behind early, 7-0, but took a 28-27 lead into the intermission. Tech fell behind once again the open second half, but went on a 33-20 run in the middle of the second period, taking a 61-51 lead with 5:33 remaining on a three-pointer by **Jarell Eddie**. Tech stretched the lead to as many 12 points before claiming the 78-67 victory.

Erick Green, who did not start due to a coach's decision, came off the bench to score 24 points to lead all scores. Tech had four players in double figures, including 15 points by Eddie and a career-high 12 points by **Cadarian Raines**. **Dorian Finney-Smith** added 11 points for the Hokies. Nikola Malesevich scored 23 points to lead the Rams.

With Green and Raines' big nights, the Hokie bench outscored URI's substitutes, 44-8. Tech out rebounded the Rams, 33-29.

VIRGINIA TECH (6-3, 0-0 ACC)

Player	MP	FG	FT	TR	PF	A	TO	Blk	Stl	TP
Dorenzo Hudson, g	22	2-6	4-4	3	4	4	1	0	0	8
Marquis Rankin, g	12	0-0	0-0	0	2	1	1	0	0	0
Victor Davila, f	13	0-2	0-0	1	1	0	2	1	1	0
Dorian Finney-Smith, f	35	4-11	1-2	6	3	3	4	3	0	11
Jarell Eddie, f	23	5-6	2-2	6	4	2	0	1	1	15
Robert Brown	19	1-5	0-0	1	2	3	1	0	1	2
Cadarian Raines	25	6-8	0-0	4	2	1	1	0	3	12
Erick Green	33	10-14	2-3	2	2	1	1	0	3	24
Tyrone Garland	1	0-0	0-0	0	0	0	0	0	0	0
C.J. Barksdale	17	2-3	2-2	7	0	2	2	0	0	6
TEAM				3			1			
Totals	200	30-55	11-13	33	20	17	14	5	9	78

RHODE ISLAND (1-8, 0-0 A-10)

Player	MP	FG	FT	TR	PF	A	TO	Blk	Stl	TP
Jamal Wilson, g	36	4-16	3-4	3	2	1	1	0	0	11
Mike Powell, g	35	1-6	7-8	5	2	5	0	0	2	9
Orion Outerbridge, f	32	3-7	0-0	2	1	0	0	2	0	6
Nikola Malesevich, f	36	7-14	8-8	4	1	1	0	2	2	23
Jonathan Holton, f	27	4-6	2-2	7	5	1	5	0	0	10
Dominique McKay	12	1-2	0-0	0	1	2	0	0	0	2
Rayvon Harris	3	0-1	0-0	1	0	0	1	0	0	0
Levan Shengelia	8	1-1	1-2	0	1	1	2	0	0	3
Ryan Brooks	8	0-0	0-0	2	0	0	0	0	1	0
Anthony Malhoit	3	1-2	0-0	0	0	0	0	0	0	3
TEAM				5						
Totals	200	22-55	21-24	29	12	10	11	4	5	67

3-Pointers.....VT 7 (Eddie 3, Finney-Smith 2, Green 2).....URI 2 (Malesevich, Malhoit)
Blocks.....VT 5 (Finney-Smith 3, Davila, Eddie).....PSU 2 (Malesevich, Outerbridge)
Steals.....VT 9 (Green 3, Raines 3, Brown, Davila, Eddie).....URI 5 (Malesevich 2, Powell 2, Brooks)

Officials.....Styons, Gladden, Dawkins
Technical.....None
Attendance.....3,982

Percentages:
Virginia Tech FG%...54.5 3FG%...43.8 FT%...84.6
Rhode Island FG%...40.0 3FG%...18.2 FT%...87.5

Virginia Tech 28 50 — 78
Rhode Island 27 40 — 67

THE STAT CREW SYSTEM
Virginia Tech Combined Team Statistics (as of Dec 07, 2011)
All games

RECORD:	OVERALL	HOME	AWAY	NEUTRAL
ALL GAMES	6-3	4-1	1-1	1-1
CONFERENCE	0-0	0-0	0-0	0-0
NON-CONFERENCE	6-3	4-1	1-1	1-1

##	Player	gp-gs	min	avg	Total		3-Point		F-Throw		Rebounds					pf	dq	a	to	blk	stl	pts	avg
					fg-fga	fg%	3fg-fga	3fg%	ft-fga	ft%	off	def	tot	avg									
11	Erick Green	8-7	263	32.9	47-95	.495	17-34	.500	26-32	.813	7	19	26	3.3	10	0	20	13	2	12	137	17.1	
05	Dorenzo Hudson	9-9	275	30.6	31-79	.392	7-28	.250	32-37	.865	8	21	29	3.2	16	0	17	18	1	7	101	11.2	
01	Robert Brown	9-0	207	23.0	26-69	.377	14-39	.359	13-18	.722	2	13	15	1.7	21	0	21	14	4	9	79	8.8	
31	Jarell Eddie	9-9	224	24.9	23-53	.434	11-24	.458	19-21	.905	4	35	39	4.3	31	0	14	11	5	5	76	8.4	
15	Dorian Finney-Smith	9-9	285	31.7	22-60	.367	8-19	.421	16-29	.552	29	52	81	9.0	31	1	25	19	11	4	68	7.6	
14	Victor Davila	9-9	200	22.2	23-45	.511	0-0	.000	10-20	.500	11	25	36	4.0	28	2	6	15	9	3	56	6.2	
21	Tyrone Garland	8-1	86	10.8	13-26	.500	2-9	.222	9-12	.750	3	1	4	0.5	8	0	10	10	0	3	37	4.6	
04	Cadarian Raines	9-0	124	13.8	16-31	.516	0-0	.000	5-10	.500	13	20	33	3.7	22	1	5	6	9	12	37	4.1	
42	C.J. Barksdale	9-0	101	11.2	7-14	.500	0-0	.000	8-11	.727	12	16	28	3.1	9	0	3	6	4	1	22	2.4	
24	Joey Racer	2-0	6	3.0	1-1	1.000	0-0	.000	0-0	.000	0	1	1	0.5	1	0	0	2	0	0	2	1.0	
10	Marquis Rankin	2-1	19	9.5	1-1	1.000	0-0	.000	0-2	.000	1	0	1	0.5	2	0	2	2	0	0	2	1.0	
02	Joey van Zegeren	3-0	10	3.3	0-0	.000	0-0	.000	0-0	.000	0	0	0	0.0	2	0	0	0	1	0	0	0.0	
Team											15	20	35				5						
Total.....		9	1800		210-474	.443	59-153	.386	138-192	.719	105	223	328	36.4	181	4	123	121	46	56	617	68.6	
Opponents.....		9	1800		195-505	.386	29-135	.215	127-188	.676	123	184	307	34.1	164	-	94	104	31	51	546	60.7	

TEAM STATISTICS	VT	OPP	Date	Opponent	Score	Att.
SCORING	617	546	11/12/11	EAST TENNESSEE STATE	w 64-53	7189
Points per game	68.6	60.7	11/14/11	MONMOUTH	w 91-46	3052
Scoring margin	+7.9	-	11/15/11	FLORIDA INTERNATIONAL	w 78-63	3148
FIELD GOALS-ATT	210-474	195-505	11/23/11	vs SYR	L 58-69	8293
Field goal pct	.443	.386	11-25-11	vs OSU	w 59-57	8477
3 POINT FG-ATT	59-153	29-135	11/27/11	ST. BONAVENTURE	w 73-64	8710
3-point FG pct	.386	.215	11/30/11	at Minnesota	L 55-58	10487
3-pt FG made per game	6.6	3.2	12/04/11	KANSAS STATE	L 61-69	8782
FREE THROWS-ATT	138-192	127-188	12/07/11	at Rhode Island	w 78-67	3982
Free throw pct	.719	.676				
F-Throws made per game	15.3	14.1				
REBOUNDS	328	307				
Rebounds per game	36.4	34.1				
Rebounding margin	+2.3	-				
ASSISTS	123	94				
Assists per game	13.7	10.4				
TURNOVERS	121	104				
Turnovers per game	13.4	11.6				
Turnover margin	-1.9	-				
Assist/turnover ratio	1.0	0.9				
STEALS	56	51				
Steals per game	6.2	5.7				
BLOCKS	46	31				
Blocks per game	5.1	3.4				
ATTENDANCE	30881	31239				
Home games-Avg/Game	5-6176	2-7234				
Neutral site-Avg/Game	-	2-8385				

* - Conference game

Score by Periods	1st	2nd	Totals
Virginia Tech	269	348	617
Opponents	216	330	546

THE STAT CREW SYSTEM
Virginia Tech Team Game-by-Game Comparison (as of Dec 07, 2011)
All games

Opponent	1st	2nd	Score	Mar	Total FG	FG Pct	3-Pointers	3FG Pct	Free Throws	FT Pct	Rebounds	Assist	T/Over	Block	Steal	Fouls
EAST TENNESSEE STATE	24/21	40/32	64-53	+11	19-48/19-64	.396/.297	5-18/2-17	.278/.118	21-30/13-22	.700/.591	42/39 +3	13/4	15/13	9/1	7/5	19/19
MONMOUTH	42/24	49/22	91-46	+45	30-48/15-56	.625/.268	10-15/1-17	.667/.059	21-35/15-29	.600/.517	40/35 +5	20/4	14/15	6/0	8/3	24/23
FLORIDA INTERNATIONAL	33/26	45/37	78-63	+15	28-54/20-57	.519/.351	7-19/4-16	.368/.250	15-19/19-23	.789/.826	35/29 +6	20/9	16/11	5/3	3/7	22/21
SYR	29/27	29/42	58-69	(11)	20-47/28-58	.426/.483	8-19/7-15	.421/.467	10-12/6-8	.833/.750	27/32 (5)	15/17	16/9	3/6	5/8	15/14
OSU	32/23	27/34	59-57	+2	18-57/20-49	.316/.408	4-16/3-17	.250/.176	19-30/14-21	.633/.667	46/35 +11	7/9	11/11	4/5	6/3	20/25
ST. BONAVENTURE	25/21	48/43	73-64	+9	23-47/24-63	.489/.381	7-15/5-16	.467/.313	20-25/11-13	.800/.846	28/36 (8)	13/14	10/13	6/1	6/3	17/20
Minnesota	28/25	27/33	55-58	(3)	20-53/24-48	.377/.500	8-17/2-13	.471/.154	7-7/8-15	1000/.533	32/30 +2	12/17	12/9	3/5	6/9	17/12
KANSAS STATE	28/22	33/47	61-69	(8)	22-65/23-55	.338/.418	3-18/3-13	.167/.231	14-21/20-33	.667/.606	45/42 +3	6/10	13/12	5/6	6/8	27/18
Rhode Island	28/27	50/40	78-67	+11	30-55/22-55	.545/.400	7-16/2-11	.438/.182	11-13/21-24	.846/.875	33/29 +4	17/10	14/11	5/4	9/5	20/12

Note: Game totals are displayed in the format TEAM/OPPONENT for each category

THE STAT CREW SYSTEM
Virginia Tech Points-Rebounds-Assists (as of Dec 07, 2011)
All games

Opponent	Date	Score		01	02	04	05	10	11	14
				BROWN,ROBE	ZEGEREN,JO	RAINES,CAD	HUDSON,DOR	RANKIN,MAR	GREEN,ERIC	DAVILA,VIC
EAST TENNESSEE STATE	11/12/11	64-53	w	12-3-0	0-0-0	0-2-0	9-2-1	DNP	DNP	7-6-3
MONMOUTH	11/14/11	91-46	w	19-1-3	0-0-0	5-6-2	18-4-3	DNP	11-2-5	6-5-0
FLORIDA INTERNATIONAL	11/15/11	78-63	w	2-2-3	0-0-0	2-1-1	31-5-2	DNP	12-2-0	11-7-2
vs SYR	11/23/11	58-69	L	3-1-3	DNP	3-1-0	13-2-2	DNP	14-5-2	6-2-0
vs OSU	11-25-11	59-57	w	8-1-1	DNP	3-9-1	7-3-1	DNP	18-1-1	2-5-1
ST. BONAVENTURE	11/27/11	73-64	w	5-2-4	DNP	6-4-0	8-3-1	DNP	19-3-4	13-2-0
at Minnesota	11/30/11	55-58	L	13-1-3	DNP	0-1-0	0-3-3	DNP	25-4-4	10-7-0
KANSAS STATE	12/04/11	61-69	L	15-3-1	DNP	6-5-0	7-4-0	2-1-1	14-7-3	1-1-0
at Rhode Island	12/07/11	78-67	w	2-1-3	DNP	12-4-1	8-3-4	0-0-1	24-2-1	0-1-0

Opponent	Date	Score		15	21	24	31	42
				FINNEY-SMI	GARLAND,TY	RACER,JOEY	EDDIE,JARE	BARKSDALE,
EAST TENNESSEE STATE	11/12/11	64-53	w	10-16-5	13-0-3	DNP	8-2-1	5-7-0
MONMOUTH	11/14/11	91-46	w	1-7-3	18-2-1	0-0-0	13-3-2	0-6-1
FLORIDA INTERNATIONAL	11/15/11	78-63	w	14-10-5	2-0-5	2-1-0	0-5-2	2-0-0
vs SYR	11/23/11	58-69	L	2-7-3	0-0-0	DNP	17-4-5	0-1-0
vs OSU	11-25-11	59-57	w	10-14-1	4-2-0	DNP	4-7-1	3-1-0
ST. BONAVENTURE	11/27/11	73-64	w	11-8-3	0-0-0	DNP	11-4-1	0-2-0
at Minnesota	11/30/11	55-58	L	3-6-1	0-0-1	DNP	4-3-0	0-0-0
KANSAS STATE	12/04/11	61-69	L	6-7-1	DNP	DNP	4-5-0	6-4-0
at Rhode Island	12/07/11	78-67	w	11-6-3	0-0-0	DNP	15-6-2	6-7-2