



HOKIE HOOPS

2010-11 GAME NOTES

Hokies wrap up regular season on the road in a key ACC game at Clemson



Saturday, March 5, 2011 • 12 p.m.
Littlejohn Coliseum (9,850), Clemson, S.C.



Series vs. CU: VT, 12-10 **Series Streak:** VT, two
Last Meeting vs. the Tigers: VT, 70-59, 2-6-10, Cassell Coliseum
Live Stats: www.hokiesports.com
Radio: Virginia Tech Sports Network XM 191 **TV:** ESPN2HD

Entering Today's Game

The Hokies enter today's game with a 19-9 overall record and are 9-6 in ACC action ... Clemson is 19-10 on the season and 8-7 in conference action.

Last Time Out: Boston College 76, Virginia Tech 61

The Hokies lost to Boston College, 76-61, on Senior Night in Cassell Coliseum on Tuesday night ... **Erick Green** led three Hokies in double figures with 21 points ... **Malcolm Delaney** scored 17 points and **Jeff Allen** added 14 points in the loss ... Tech committed a season-low-tying six turnovers, but were out rebounded, 38-24.

Allen Honored by ACC Again

Jeff Allen has been named the ACC Player of the Week for the week ending Feb. 27 ... Allen scored 17 points and had eight rebounds in the win at Wake Forest on Tuesday and scored 18 points and had 15 rebounds in the win over #1 Duke on Saturday night ... This was the third time this season that Allen has earned the award ... He also was honored on Jan. 10 and Feb. 6 ... This was the fifth time this season that a Virginia Tech player has earned this honor, following **Malcolm Delaney** on Nov. 29, Allen on Jan. 10 and Feb. 6 and **Erick Green** on Jan. 24 ... This marked the fourth time in Allen's career that he has garnered this award.



Jeff Allen

Simple Scenarios

The scenarios involving the Virginia Tech Hokies in regard to seedings in the ACC Tournament are fairly simple ... The winner of this game will receive a bye in the first round ... If the Hokies win and Florida State loses at NC State today, Tech would be the third seed ... Tech is the fourth seed if it wins and FSU wins ... If Tech loses and Boston College loses, Tech is the fifth seed and if Tech loses and BC wins, Tech is the sixth seed ... The ACC Tournament begins on Thursday at the Greensboro Coliseum.

Television

ESPN2
Mike Patrick & Len Elmore

Radio

Virginia Tech Sports Network by IMG College
Bill Roth & Mike Burnop

Hokie Probables

| F | 1 | Terrell Bell | Sr. | 6-6 | Stone Mountain, Ga. |
|---|----|-----------------------------|-----|-----|---------------------|
| | | 7.1 ppg, 5.5 rpg, 2.0 apg | | | |
| F | 0 | Jeff Allen | Sr. | 6-7 | Washington, D.C. |
| | | 14.0 ppg, 10.2 rpg, 1.2 spg | | | |
| C | 14 | Victor Davila | Jr. | 6-8 | Canovanas, P.R. |
| | | 7.7 ppg, 5.4 rpg, 1.1 bspg | | | |
| G | 23 | Malcolm Delaney | Sr. | 6-3 | Baltimore, Md. |
| | | 18.8 ppg, 3.5 rpg, 4.2 apg | | | |
| G | 11 | Erick Green | So. | 6-4 | Winchester, Va. |
| | | 11.5 ppg, 2.4 rpg, 2.7 apg | | | |

Game 29

Virginia Tech (19-9, 9-6)
vs.
Clemson (19-10, 8-7)

2010-11 Schedule & Results (19-9, 9-6 ACC)

| Date | Opponent | | |
|-------|-----------------------------|---|-------|
| 11/12 | CAMPBELL | W | 70-60 |
| 11/16 | at #3/3 Kansas State (ESPN) | L | 57-73 |
| 11/21 | at UNCG (CSN/NESN) | W | 92-70 |

76 Classic - Anaheim, California

| | | | |
|-------|---------------------------|---|-------|
| 11/25 | vs. CSUN (ESPNU) | W | 72-56 |
| 11/26 | vs. Oklahoma State (ESPN) | W | 56-51 |
| 11/28 | vs. UNLV (ESPN2) | L | 59-71 |

ACC/Big Ten Challenge

| | | | |
|-------|-----------------------|------|-------|
| 12/ 1 | #22/18 PURDUE% (ESPN) | L OT | 55-58 |
| 12/ 5 | VIRGINIA* (FSN) | L | 54-57 |
| 12/12 | PENN STATE (Comcast) | W | 79-69 |

Battle at Atlantis - Paradise Island, Bahamas

| | | | |
|-------|---|-----------------|--------|
| 12/18 | vs. Mississippi State^ | W | 88-57 |
| 12/23 | vs. St. Bonaventure @Rochester, N.Y. | W OT | 76-68 |
| 12/30 | USC UPSTATE | W | 64-53 |
| 1/ 2 | MT. ST. MARY'S | W | 99-34 |
| 1/ 8 | FLORIDA STATE* (ESPN2) | W | 71-59 |
| 1/13 | at North Carolina* (ESPN) | L | 61-64 |
| 1/15 | WAKE FOREST* (ACCN) | W | 94-65 |
| 1/20 | at Maryland* (ESPN2) | W | 74-57 |
| 1/22 | LONGWOOD | W | 70-52 |
| 1/25 | at Georgia Tech* (RSN) | L | 57-72 |
| 1/30 | MIAMI* (FSN) | W | 72-68 |
| 2/ 2 | at NC State* (ESPN2) | W | 77-69 |
| 2/ 5 | at Boston College* | L | 56-58 |
| 2/13 | GEORGIA TECH* (ACCN) | W | 102-77 |
| 2/15 | MARYLAND* (ACCN) | W | 91-83 |
| 2/19 | at Virginia* (ACCN) | L | 54-61 |
| 2/22 | at Wake Forest* (ESPN2) | W | 76-62 |
| 2/26 | #1/1 DUKE* (ESPN) | W | 64-60 |
| 3/ 1 | BOSTON COLLEGE* (ESPNU) | L | 61-76 |
| 3/ 5 | at Clemson* | 12 p.m. | ESPN2 |
| 3/10- | ACC Tournament | ACCN/ESPN/ESPN2 | |
| 3/13 | (Greensboro Coliseum, Greensboro, N.C.) | | |

* - Atlantic Coast Conference Games

^ - Battle at Atlantis, Nassau, Bahamas

- 76 Classic, Anaheim, Ca.

% - ACC/Big Ten Challenge, Blacksburg, Va.

All times are EST and are subject to change

Hokie Checklist

- ✓ The Hokies' 102 points in the win over Georgia Tech is Tech's most in an ACC game.
- ✓ The Hokies are 3-1 all-time in Cassell Coliseum against No. 1-ranked teams.
- ✓ **Malcolm Delaney** became the 20th player in ACC history to score 1,000 career points in conference regular season games in the win over Georgia Tech.
- ✓ **Jeff Allen** recorded his 1,600th career point in the win at Wake Forest.



The Series vs. Clemson

This is the 23rd meeting between the Hokies and the Tigers ... Virginia Tech leads the all-time series, 12-10 ... Tech has won the last two meetings, including a 70-59 win in Cassell Coliseum last season and an 80-77 win in 2009, the last meeting in Littlejohn Coliseum ... Tech is 4-5 against Clemson in Littlejohn and 5-5 all-time in Clemson ... Tech is 4-5 against Clemson in ACC action ... Tech is 2-2 against Clemson in road ACC games.

More on Clemson

Virginia Tech won its first-ever Atlantic Coast Conference game, on Jan. 15, 2005 against the Tigers, 59-57, in Cassell Coliseum ... The Hokies and the Tigers have met nine times in ACC play; up until last year's 70-59 Virginia Tech victory, every game had been decided by five-or-fewer points.

ACC Wins

Virginia Tech's senior class enters today's game with 35 ACC wins ... That is the most ACC wins for a Virginia Tech senior class since entering the ACC in 2004.

Malcolm Moving Up

Malcolm Delaney enters today's game with 2,143 career points, in 24th place on the all-time ACC list ... He passed Mark Alarie of Duke and Bob Sure of Florida State in the home loss to Boston College ... Delaney is second in career scoring among active ACC players, trailing only Kyle Singler of Duke.



Malcolm Delaney

What 2 Watch 4

Several milestones are within reach for some Virginia Tech players tonight ... **Jeff Allen** needs one blocked shot to become the first player in ACC history with 1,500 career points, 1,000 career rebounds, 200 career steals and 150 career blocked shots ... **Malcolm Delaney** is four three-point field goal attempts from setting a new school record in that category ... **Victor Davila** is four blocked shots away from setting a new Virginia Tech mark for blocked shots in an ACC season.

A Bunch of Winners

The Virginia Tech senior class of **Jeff Allen**, **Terrell Bell** and **Malcolm Delaney** have achieved an overall record of 84-47 (.641) ... The winningest senior class in school history was the 1985-86 season senior class, which was 87-42 (.674).

Doubling Up His Game

Jeff Allen's now has 15 double doubles this season and 43 for his career following his 18 point, 15 rebound performance in the win over #1 Duke last Saturday night ... He has scored in double figures in 19 of his last 22 games and is averaging 17.7 points and 11.8 rebounds per game in his last 10 games ... He has recorded double doubles in 13 of his last 20 games ... His streak of seven straight double-doubles earlier this season are the most consecutive double-doubles for a Hokie since at least 1978.

High Percentage

In the win at Wake Forest, the Hokies were 8-of-12 from three-point territory, good for 66.7 percent ... That is the highest percentage of the season and the highest for Virginia Tech in an ACC game ... The Hokies are shooting 36.2 percent from three-point range in ACC games this season, up from 29.2 percent last season.

Add One for Malcolm

With his 17 points in the home loss to Boston College, **Malcolm Delaney** now has 1,118 points in ACC regular season action, tops among current ACC players ... Delaney is the 20th player in ACC history to score 1,000 points in ACC regular season games and currently stands in sixth place on the all-time list ... He needs 12 points in this, his final regular season ACC game, to pass Randolph Childress of Wake Forest into the top five all-time in this category.

Being Stingy

Virginia Tech is averaging 12.4 turnovers per game this season in all games, a number that drops to 11.6 topg in ACC games ... Tech committed a then-season-low eight turnovers in the win over Miami and then dropped their season low to just six turnovers in each of the next two games ... Tech committed just nine turnovers in the home win over Maryland, with only two in the second half and bettered that with six turnovers, including just two in the second half in the win over #1 Duke on Saturday night ... Tech also committed just six turnovers in the home loss to Boston College on Tuesday night.

All By Myself

Jeff Allen is the only active ACC player with 1,600 career points, 1,000 career rebounds and 200 career steals ... He is one blocked shot from becoming the first player in ACC history with 1,500 career points, 1,000 career rebounds, 200 career steals and 150 career blocked shots.

Malcolm Makes It

In the loss at North Carolina, **Malcolm Delaney** tied a career-high with seven made three-point field goals ... The other time he made seven in a game was in the finals of the 76 Classic, when he was 7-for-9 from beyond the arc ... In the UNC game, seven of his eight made field goals were three-pointers ... The team made a season-high 11 three-pointers at Chapel Hill, including 3-of-4 from **Manny Atkins** ... Delaney made six three-pointers in the loss at Virginia.

Win 10

With Virginia Tech's win over Maryland on Feb. 15, it marks the eighth straight season that the Hokies have won at least 10 home games.

Going Green

Since entering the starting line-up in the win over Penn State, **Erick Green** has become one of the most improved players in the ACC ... In the 20 games since he stepped into the starting line-up, Green has had a great assist/turnover ratio ... In that span, he has 65 assists and just 22 turnovers ... He had 31 assists all of last season ... Green currently leads the ACC in assist/turnover ratio.



Erick Green

Since Expansion (And Beyond)

Since the ACC expanded to include Virginia Tech and Miami in 2004 (and BC in 2005), the Hokies are fourth in the most conference regular season victories ... Tech is 57-54 in that stretch ... Only Duke (83-28), North Carolina (82-29) and Maryland (60-51) have more wins in that span ... Since the start of the 2006-07 season, the Hokies have the fourth-best victory total in ACC regular season games (45-34 in that span) ... Tech has received a first-round bye in the ACC Tournament in four of its six seasons in the league (as of March 3, 2011).

Coming Next Year

On Nov. 10, the Hokies announced the signing of four players to National Letters of Intent ... **C.J. Barksdale**, a 6-8 forward from Danville, Va.; **Robert Brown**, a 6-5 guard from Clermont, Fla.; **Dorian Finney-Smith**, a 6-7 forward from Portsmouth, Va.; and **Marquis Rankin**, a 6-1 guard from Charlotte, N.C. will join the program in the fall of 2011 ... This group has been chosen No. 12 nationally by ESPN.com ... Barksdale, Brown and Rankin are playing this season at Hargrave Military Academy in Chatham, Va.



The Hokies vs. No. 1

With the win over #1 Duke this season, Virginia Tech is now 4-7 all-time against the No. 1-ranked team in the AP poll ... Tech is 3-3 in such games since joining the ACC and is 3-1 against top-ranked teams at home and in Cassell Coliseum ... The Hokies have won their last two home game against a No. 1 team ... Tech is 1-1 all-time against Duke when the Blue Devils are No. 1.

On the Injury Front

The Virginia Tech bench got shorter just before the holidays, as senior guard **Dorenzo Hudson** and sophomore forward **Cadarian Raines** were both ruled out for the season due to foot injuries ... Hudson originally injured the foot last season and had difficulties with the injury during the summer and into the current season ... He had successful surgery on the foot on Jan. 17

... Raines originally had surgery on his left foot last season ... He reinjured the foot at the end of last season and had a second surgery in April, which did not heal as expected ... He has undergone a variety of treatments to aid the healing process ... He will continue to be monitored by the Virginia Tech medical staff to determine the best course of action ... Raines saw limited action this season, but Hudson is third on the team in scoring average, at 10.4 points per game ... Both players are eligible for medical redshirts ... Senior forward, **JT Thompson**, will miss the 2010-11

season following surgery to repair a torn anterior cruciate ligament in his left knee ... The injury occurred during the preseason ... Thompson is expected to be ready to return for next season ... **Allan Chaney**, a redshirt sophomore forward for the Hokies, has yet to be cleared to return to action following a viral inflammation of the heart ... He will continue to be evaluated by medical staff ... New to the list is **Prince Parker**, who suffered a sprained right big toe in practice on Feb. 28 ... He will miss the remainder of the season.



Dorenzo Hudson



JT Thompson



Allan Chaney



Cadarian Raines

500 in the Cassell

The 2010-11 season marks Tech's 50th season in Cassell Coliseum ... The Hokies have a 506-149 overall record in the Cassell, good for a .773 winning percentage ... Tech was 17-2 in Cassell Coliseum last season and is 11-3 this season ... The win over Florida State in 2008 marked the Hokies' 600th game played in Cassell Coliseum ... Tech defeated Rhode Island, 86-63, on Nov. 20, 2002, in its 500th game in the arena ... Tech has had just one break-even home season and one losing season in Cassell Coliseum ... The 17 victories for the Hokies at home last season set a new Cassell Coliseum and school record.

Victor(y)

In the Hokies' win over #1 Duke, **Victor Davila** recorded his first double-double of the season and just his second as a Hokie with 12 points and 10 rebounds ... He had 13 points and 10 rebounds in a win over VMI last season ... This marks the second time this season that Davila has recorded double-figures in rebounds, both against ACC teams.



Victor Davila

Perfection

Terrrell Bell had one of his best games as a Hokie in the home win over Maryland ... The senior made all five of his shots from the field, all coming from three-point territory, setting a new career-high in three-point field goals made ... He also added eight rebounds, three assists and three steals in the win ... The five-of-five from three-point range is tied for the best three-point percentage in an ACC game this season.



Terrrell Bell

Malcolm Reaches Another Milestone

Malcolm Delaney scored 17 points in the home loss to Boston College and in doing so, passed Dale Solomon into third place in career scoring at Virginia Tech ... He scored 17 points in the win at Wake Forest and, with it, scored his 2,100th career point ... Delaney now has 2,143 points for his career ... Delaney scored his 1,600th career point in the loss to Rhode Island to end the 2009-10 season ... In doing so, he became the first Hokie junior to accomplish that feat since Bimbo Coles, who ended his junior season with 1,699 points ... Delaney scored his 1,000th career point at Tech in the win at Campbell in 2009.

Another Record for Malcolm

When **Malcolm Delaney** made six free throws in the win against Mississippi State in the Bahamas, he set a new Virginia Tech career free throws made record, with 595 ... That breaks Bimbo Coles' old mark of 593 made in a career ... Delaney now has 685 made free throws ... Delaney is also the Hokies' all-time leader in free throw percentage, shooting .849 ... In the home win over Maryland, Delaney grabbed the school record for career free throws attempted ... He now has 807 attempts.

Gimme That

Erick Green leads the Hokies in steals this season with 43 swipes ... He had only 17 total steals all of last season ... He is currently third in the ACC in steals.

The Old 97

In the home win over Georgia Tech, the Hokies' starting five scored 97 points, the team's first 97 points of the game ... That is the second largest number of points nationally for a starting line-up in a non-overtime game this season ... The starting five of Brigham Young scored 102 points in a win over Utah on Jan. 11, 2011.

Another Milestone

In Virginia Tech's win over Penn State, **Seth Greenberg** recorded his 350th victory as a collegiate head coach ... His record in 21 years as a head coach is 364-273 (.571).



Seth Greenberg

Going for 100

Seth Greenberg is 99-30 as a head coach in Cassell Coliseum, good for a winning percentage of .767 ... Greenberg is 58-8 (.879) against non-conference competition in Cassell Coliseum.

That's a High Number

In the win at Wake Forest, the Hokies shot 60.0 percent from the field ... That is the highest field goal percentage for the Hokies in an ACC game ... The former school record for an ACC game was 59.5 percent from the floor, which was set in a 73-65 win at Georgia Tech on Jan. 28, 2007 ... Tech is shooting 45.3 percent from the field in ACC games ... Tech shot 40.9 percent in conference games last season ... Tech entered the Penn State game shooting 43.0 percent from the field, a number that has since risen to 46.2 percent ... The Hokies are currently leading the ACC in field goal percentage in conference games.



Career Double-Doubles

2007-08 Season

Jeff Allen (10)

vs. Elon (19 pts./10 rebs.)*
 at Penn State (18 pts./14 rebs.)*
 vs. UNC Greensboro (16 pts./12 rebs.)
 vs. George Washington (10 pts./10 rebs.)
 at Old Dominion (13 pts./16 rebs.)*
 vs. Charleston Southern (10 pts./10 rebs.)
 at Maryland (14 pts./14 rebs.)
 vs. Boston College (13 pts./10 rebs.)
 at Clemson (11 pts./12 rebs.)
 vs. Miami, ACC Tourney (10 pts./10 rebs.)

J.T. Thompson (1)

at Boston College (14 pts./12 rebs.)*

2008-09 Season

Jeff Allen (9)

vs. Xavier (22 pts./11 rebs.)
 vs. Seton Hall (17 pts./17 rebs.)
 vs. Longwood (19 pts./21 rebs.)*
 at St. John's (10 pts./10 rebs.)
 vs. Richmond (11 pts./12 rebs.)
 at Boston College (23 pts./11 rebs.)
 vs. Florida State (12 pts./11 rebs.)
 vs. North Carolina (18 pts./12 rebs.)
 vs. Duquesne (NIT) (23 pts./10 rebs.)

Malcolm Delaney (2)

vs. UNC (ACCT) (17 pts./10 ast.)
 vs. Baylor (NIT) (14 pts./10 ast.)

2009-10 Season

Jeff Allen (9)

vs. UNCG (14 pts./10 rebs.)
 vs. VMI (24 pts./13 rebs.)
 at Penn State (12 pts./10 rebs.)
 vs. Seton Hall (23 pts./12 rebs.)
 vs. Miami (14 pts./10 rebs.)
 vs. Maryland (25 pts./15 rebs.)
 at Georgia Tech (17 pts./10 rebs.)
 vs. Miami (ACCT) (18 pts./11 rebs.)
 vs. Rhode Island (NIT) (15 pts./11 rebs.)

Victor Davila (1)

vs. VMI (13 pts./10 rebs.)

Terrell Bell (1)

at Georgia Tech (14 pts./13 rebs.)

2010-11 Season

Jeff Allen (15)

vs. Campbell (11 pts./14 rebs.)
 vs. Cal State Northridge (10 pts./10 rebs.)
 vs. Penn State (11 pts./13 rebs.)
 vs. Mississippi State (12 pts./10 rebs.)
 vs. USC Upstate (16 pts./15 rebs.)
 vs. Mount St. Mary's (14 pts./12 rebs.)
 vs. Florida State (24 pts./11 rebs.)
 at Georgia Tech (18 pts./11 rebs.)
 vs. Miami (18 pts./11 rebs.)
 at NC State (15 pts./11 rebs.)
 at Boston College (25 pts./19 rebs.)
 vs. Georgia Tech (25 pts./14 rebs.)
 vs. Maryland (16 pts./11 rebs.)
 at Virginia (11 pts./15 rebs.)
 vs. Duke (18 pts./15 rebs.)

Terrell Bell (1)

vs. Penn State (13 pts./10 rebs.)

* - career highs at the time

Big Points

Virginia Tech scored a total of 193 points in back-to-back wins over Georgia Tech and Maryland in Cassell Coliseum this season ... That is its highest point total in consecutive ACC games since joining the league and the most points by a Virginia Tech team in consecutive, non-overtime games against Division I competition since December of 1994, when Tech defeated VMI, 110-75, on Dec. 7 and TCU, 98-84, on Dec. 10 ... Both games were played in Cassell Coliseum ... The last time a Virginia Tech team scored more points in consecutive, non-overtime conference games was in January of 1986, when the Hokies scored 102 points in consecutive games against Cincinnati and Southern Miss while a member of the Metro Conference ... Both games were on the road.

Putting in the Time

In the Hokies' home win over Maryland, **Malcolm Delaney** passed Dell Curry to become the all-time leader in minutes played at Virginia Tech ... Delaney now has 4,458 minutes played.

Jarell Steps Up

In the win at Wake Forest last Tuesday night, **Jarell Eddie** posted his best-ever game as a Hokie ... The freshman wing posted career-bests with 17 points and nine rebounds ... He was six-of-six from the field, including three-of-three from three-point range ... This was Eddie's second big game against the Demon Deacons, as he scored a then career-best 12 points in the Hokies' home win over Wake Forest on Jan. 15.



Jarell Eddie

Closing In on Threes Record

Malcolm Delaney enters today's game 250-of-691 from three-point range ... The school record for made three-point field goals in a career is 267 by former teammate A.D. Vassallo ... The school's career record for attempted three-point field goals is 694 by Wally Lancaster.

Big Day for Jeff

Jeff Allen set a new Virginia Tech school record for rebounds in an ACC game, when he grabbed 19 rebounds to go with his 25 points in the Hokies' loss at Boston College last Saturday ... The previous record was 18 rebounds by Coleman Collins in a 67-65 win over #7 Duke in Cassell Coliseum on Feb. 17, 2005 ... Allen's previous high for rebounds in an ACC game was 15 boards against Maryland on Feb. 27, 2010, in Cassell Coliseum.

Rise and Give Me 20

When **Malcolm Delaney** scored 22 points in the loss at Virginia, it marked the 43rd time in his Virginia Tech career that he has scored at least 20 points in a game ... He achieved that feat once as a freshman and reached that plateau 12 times as a sophomore, including a 37-point performance against Clemson in Cassell Coliseum ... He had an ACC-leading 19 games of 20-or-more points last season, including 10 of the last 12 games and has scored at least 20 points in 11 games this season ... He also has eight career games of 30-or-more points ... His 43, 20-point games in his career is tops among active ACC players ... **Jeff Allen** has 12, 20-plus point games at Tech, including a 30-point game in the home win over Boston College as a sophomore, three 20-point games last season and three such games this season ... **JT Thompson** has one such game, and **Dorenzo Hudson** recorded his first career 20-plus point game with 24 points in the win over VMI last season... Hudson scored 41 points in the overtime win against Seton Hall in Cancun and had 22 points at Miami as a junior ... His 20-point performance in the win over Cal State Northridge was the ninth 20-plus point game of his career ... **Erick Green** joined the 20-point club in the win at Maryland, with a career-high 24 points and followed that with 20 points in the home win over the Terps ... He scored 21 points in the home loss to Boston College on Tuesday night.

The 50th Year of Cassell Coliseum

This season marks the 50th season of Hokie basketball in Cassell Coliseum ... The first game played in the arena was on January 3, 1962, as the Hokies routed Alabama, 91-67 ... Tech is 506-149 all-time in the arena and the venue has twice seen the Hokies knock off the No. 1 ranked team ... An interesting side note about the Alabama game, when the arena opened, the seats had yet to be installed and fans sat on the concrete.



SWAT

Victor Davila blocked four shots in the Hokies' loss at Virginia ... That ties his career high and breaks his season-high of three, set earlier this season in back-to-back games against Purdue and Virginia ... The four blocks are the most this season by a Hokie in an ACC game and ties the overall team high this season.



Hokie Dunks

Here is a list of dunks by Virginia Tech players this season.

| | |
|---------------|----|
| Davila | 26 |
| Allen | 24 |
| Bell | 12 |
| Green | 8 |
| Delaney | 1 |

Close Games

With the win over #1 Duke, the Hokies are 46-43 under **Seth Greenberg** in games that have been decided in overtime or by five-or-fewer points ... Tech was 8-3 in such games last season and is 4-4 this season.

Scoring More

Virginia Tech defeated Maryland, 91-83, on Feb. 15 ... That marks the most points that Tech has allowed an opponent in a Hokie win in a non-overtime game since Feb. 16, 2010, when Tech defeated #23 Wake Forest, 87-83 ... The last time a Virginia Tech opponent scored more than 83 points in a Tech non-overtime win was Feb. 23, 2008, when Tech defeated Georgia Tech, 92-84, in Cassell Coliseum.

You Can't Have It

In the win at NC State, the Hokies committed just six turnovers, a new season-low ... It was the fewest turnovers for Tech in a game since committing just five turnovers against the same Wolfpack on Jan. 31, 2007, in Cassell Coliseum ... The Hokies matched that total of six turnovers in the loss at Boston College, again in the win over #1 Duke and in the home loss to Boston College.

Big on the Boards

In the win at NC State, the Hokies grabbed a season-high 46 rebounds ... It is the most rebounds in a game for the Hokies since grabbing 52 boards in a double-overtime loss to Maryland in Cassell Coliseum on Feb. 27, 2010 ... It is the most rebounds for the Hokies in a regulation game since pulling down 47 rebounds against Wake Forest in Cassell Coliseum on Feb. 16, 2010.

A Very Few Points

In Virginia Tech's 71-59 victory over Florida State, the Hokies held the Seminoles to just 19 first half points ... That is the fewest points the Hokies have ever allowed an ACC opponent in a half in a regular season game ... The only other time the Hokies have held an ACC team to fewer than 19 points in a half is the 18 points that Wake Forest scored against the Hokies in the second half of Virginia Tech's 71-52 quarterfinal win in the 2007 ACC Tournament in Tampa, Fla.

Hokies in ACC Stats

INDIVIDUALS

| | All | ACC |
|------------------------------|-------|--------|
| Scoring | | |
| Malcolm Delaney | 2nd | 3rd |
| Jeff Allen | 11th | 8th |
| Erick Green | --- | T 20th |
| Rebounding | | |
| Jeff Allen | 2nd | 2nd |
| Terrell Bell | 20th | --- |
| Victor Davila | --- | 18th |
| Field Goal Percentage | | |
| Jeff Allen | 3rd | 3rd |
| Malcolm Delaney | 7th | --- |
| Assists | | |
| Malcolm Delaney | 4th | T 4th |
| Free Throw Percentage | | |
| Malcolm Delaney | 2nd | 1st |
| Erick Green | --- | 9th |
| Steals | | |
| Erick Green | 4th | T 7th |
| Malcolm Delaney | 5th | 3rd |
| 3-Point FG% | | |
| Malcolm Delaney | 5th | 4th |
| 3-Point Made | | |
| Malcolm Delaney | 3rd | 2nd |
| Assist/Turnover Ratio | | |
| Erick Green | 1st | 4th |
| Offensive Rebounds | | |
| Jeff Allen | T 5th | T 5th |
| Defensive Rebounds | | |
| Jeff Allen | 2nd | 2nd |
| Minutes Played | | |
| Malcolm Delaney | 1st | 1st |
| Jeff Allen | 7th | 6th |
| Erick Green | --- | 10th |

TEAM

| | All | ACC |
|------------------------|-----|-------|
| Scoring Offense | 6th | 4th |
| Scoring Defense | 4th | 5th |
| Scoring Margin | 4th | 3rd |
| Free Throw Percentages | 5th | 4th |
| Field Goal Percentages | 3rd | 1st |
| Field Goal % Defense | 6th | 5th |
| 3-pt. FG Percentage | 8th | 4th |
| 3-pt. FG% Defense | 3rd | 2nd |
| Rebounding Offense | 8th | 9th |
| Rebounding Defense | 2nd | 2nd |
| Rebounding Margin | 6th | 4th |
| Blocked Shots | 9th | T 9th |
| Assists | 7th | 8th |
| Steals | 7th | 7th |
| Turnover Margin | 5th | T 6th |
| Assist/TO Ratio | 6th | 7th |
| Offensive Rebounds | 9th | 9th |
| Defensive Rebounds | 5th | 5th |
| Defensive Rebounding % | 4th | 3rd |
| Offensive Rebounding % | 9th | 9th |
| 3-pt. FG Made | 9th | T 7th |



through 3-3-2011

Lights, Camera, Hokies

Tech is 90-87 on television under **Seth Greenberg** ... The Hokies were 11-9 last season on TV and are 11-8 this season ... Tech is scheduled to make at least 24 television appearances this year ... The Hokies made a school-record 30 appearances in the 2008-09 season and made a then-school record 26 television appearances the year before.

Hokies vs. Ranked Teams

With the win over #1 Duke, the Hokies are now 11-30 against nationally ranked teams since joining the ACC for the 2004-05 season and 12-34 against nationally ranked teams under **Seth Greenberg** ... Tech is 28-138 all-time against teams ranked in the AP poll and is 1-2 against ranked teams this season ... These numbers are only for teams ranked in the AP poll.

Double, Double-Doubles

In the win over Penn State, **Terrell Bell** scored 13 points and grabbed 10 rebounds, and **Jeff Allen** scored 11 points and grabbed 13 rebounds ... That marked the first time two Hokies recorded double-doubles in the same game since the same two had double-doubles in Tech's win at Georgia Tech last year ... Allen and **Victor Davila** each recorded double-doubles in the win over #1 Duke.

Hokies in NCAA Stats

As of games through Feb. 27, **Jeff Allen** is 14th nationally in rebounds per game and 14th in double-doubles ... **Malcolm Delaney** is 27th in three-point field goal percentage, 32nd nationally in free throw percentage per game and 46th in points per game ... As a team, the Hokies are 31st in scoring margin, 34th in three-point field goal defense and 42nd in scoring defense.



Growing Number of Doubles

Jeff Allen recorded his 43rd career double-double for the Hokies in the win over #1 Duke, the most of any active ACC player ... The next player on that list is Jordan Williams of Maryland, with 30 career double-doubles ... Allen is one of five current Hokies to record double-doubles in their career ... The only other ACC school that entered the 2010-11 season with at least four current players with double-doubles is Boston College, with four ... Tech's 50 total double-doubles is 14 more than ACC second-place Maryland.

Allen Starts a New List

With his 12 rebounds in the win over Mount St. Mary's, **Jeff Allen** became the only Hokie in the top 5 at Virginia Tech in career rebounding, steals and blocked shots ... Allen now has 1,067 career rebounds, fourth on the Virginia Tech all-time list, having passed Allan Bristow in the loss at Boston College ... Allen now has 1,639 career points and passed Chris Smith into 14th place on the career scoring list at Virginia Tech in the home loss to Boston College ... Allen passed former teammate Cheick Diakite in the win over Campbell into fifth place in career blocked shots at Virginia Tech, now with 149 ... Allen also has 223 career steals, in fourth place on the Virginia Tech all-time list, having passed Bimbo Coles in the loss at Boston College ... Allen also has 164 career assists at Virginia Tech.

MD Likes MD

Since joining the Hokies as a freshman in the 2007-08 season, **Malcolm Delaney**, from Baltimore, Md., has played six games against the University of Maryland ... He has scored in double figures in five of the six (the last five he played) ... In the six games, Delaney is averaging 17.6 points and 3.2 assists.

Step Away From the Line

In the win over Mount St. Mary's, **Malcolm Delaney** did not attempt a free throw ... It marked the first time since Dec. 30, 2009, when he played just one minute in the win over Longwood due to a sprained ankle, that he did not attempt a free throw ... The last time Delaney had not attempted a free throw in a game that he was healthy was on Jan. 4, 2009, at Duke.

Quite a Margin

Virginia Tech defeated Wake Forest, 94-65, in Cassell Coliseum on Jan. 15 ... The 29-point margin of victory is the largest for the Hokies in an ACC game ... It is the largest margin of victory for the Hokies in a conference game (any conference) since a 109-68 (41-point margin) victory over South Carolina in the Metro Conference on Jan. 12, 1985.

Top-Flight New Digs

The dream has become a reality ... In August of 2009, the Hokies moved into perhaps the finest practice facility in all of college basketball ... The \$21 million, 50,652 sq. ft., Hahn Hurst Basketball Practice Facility is now home to Virginia Tech basketball ... The main feature of the building is the two-court, 16,609 sq. ft., practice gym ... Spacious and convenient, the gym is equipped with a soft-wall that can be lowered to divide the courts to allow both the men's and the women's team to be able to practice at the same time ... The courts are exact replicas of the main court in Cassell Coliseum, allowing the team to practice on the same surface on which they will play ... The office suite on the second floor features five large offices for the assistants, a conference room and a huge office for the head coach ... A view of the practice courts is available from the head coaches' office, the large reception area and the connecting balcony ... Behind a secured entrance, the facility offers every imaginable feature needed to build a program ... The spacious weight room has the full range of free weights, machines, treadmills, ellipticals and other equipment ... All with a panoramic view of the practice courts ... Adjacent to the weight room is the modern, fully-equipped training room ... This area features two examination rooms, a taping area and hot and cold immersion tubs. The sports medicine staff can handle all aspects of treatment and rehabilitation of injuries from this room ... Across the hall is the equipment room ... This area also opens out into the parking lot, where the team will begin its travel just steps from the locker room ... Speaking of the locker room, the fully-appointed lounge area is outfitted with a sound system, 62" flat screen television, refrigerator and computer workstations ... The complex also features a classroom with video and dry-erase boards ... The locker room itself is spacious, with video screens and large, individual lockers with extra storage space ... Immediately behind the practice gym is a large patio area ... This area will be used for social events and tailgating functions.

What's Up Next

This is it for the regular season ... The Hokies will play next in the ACC Tournament, which begins Thursday afternoon at the Greensboro Coliseum.

Malcolm in Select Company

With his 22 points in the win at NC State, **Malcolm Delaney** joined Bimbo Coles as the only Hokies to record at least 2,000 points, 500 assists and 100 steals in their careers in Blacksburg.

Delaney on Lists

Virginia Tech senior guard, **Malcolm Delaney**, has been named to the Lowe's Senior CLASS Award candidates list ... Delaney is one of two ACC players on the list ... He was also on the Naismith Award mid-season top 30 list and is also one of the 30 members of the John R. Wooden Award Midseason List.

Off the Court Prowess

Here is a quick note to remember about the Hokies ... Since **Seth Greenberg** came to Virginia Tech in 2003, every Hokie that entered his senior season at Tech has gone on to earn his degree.

Pack Mentality

With Tech's win on Feb. 2, **Jeff Allen** has played in five games against NC State ... In those five games, he is averaging 16.6 points and 7.8 rebounds per game ... Tech is 4-1 in those four games ... In Tech's last four games against NC State, all Tech wins, **Malcolm Delaney** is averaging 19.0 points per game.

Tough at the Line

Malcolm Delaney made 14-of-14 from the free throw line in the home win over Maryland ... That marked the 24th time in his career that he has made 10-or-more free throws in a game ... He now has eight games in his career in which he made 10-or-more free throws and was perfect from the line.

A Night for the Record Books

In Virginia Tech's win at NC State on Feb. 2, several career milestones were reached by a couple of Hokies ... **Malcolm Delaney** became just the fourth player in school history to record 2,000 career points ... He joins Bimbo Coles, Dell Curry and Dale Solomon on that list ... He also became just the third Hokie ever to register 500 career assists, joining Coles and Jamon Gordon on that exclusive list and is one of two players, along with Coles, to record 2,000 points and 500 assists ... **Jeff Allen** scored his 1,500th career point in the win over the Wolfpack ... He grabbed his 1,000th career rebound in the loss at Boston College ... This marks the second time in school history that two, active teammates have recorded 2,000 points and 1,500 points in the same season ... Dell Curry and Bobby Beecher achieved the same feat in the 1985-86 season.



Virginia Tech Athletics Communications

ON THE INTERNET

Where to Find It

Many Virginia Tech men's basketball facts are available on hokiesports.com ... Below is a listing of URLs that may be helpful to the media.

The Last Time:

<http://www.hokiesports.com/lasttime.html>

Tech's all-time games against ranked opponents:

<http://www.hokiesports.com/mbasketball/rankedopp.html>

Opponent History:

<http://www.hokiesports.com/mbasketball/opponents.html>

Past Schedules:

<http://www.hokiesports.com/mbasketball/pastschedules.html>

All-time overtime games:

<http://www.hokiesports.com/lasttime.html> go to men's basketball and toggle the "Show Only OT Games" button

The Last Time page is customizable to search a wide range of topics.

New this season, player bio pages have a new and improved career stats section ... Available now are career highs, multiple splits and career game-by-game stats.

Our Name, Please

When referring to Virginia Tech, we ask that you please leave it at that - Virginia Tech ... Virginia Tech University is not now and never has been a name for the school ... The official name of the university is Virginia Polytechnic Institute and State University ... "VahTech", VPI, VPI&SU, VPI and SU and Va. Tech are also not recognized names and should not be used ... VT is acceptable as a shortended, agate form ... When referring to the school by its nickname, please use "Hokies" ... Your help in these matters is appreciated.

Just a Name

When referring to Virginia Tech forward, **JT Thompson**, please do not place periods after the initials ... Please list him as "JT", not "J.T." ... Thank you for your consideration in this matter.

www.hokiesports.com

The official Web site of Virginia Tech provides media and fans with schedules, results, rosters, bios, statistics, general releases and game notes on the Hokies.

The Gameday section has live stats, radio and television coverage information and other pertinent information. This section is for home games only.



hokiesports.com

A media-only Web site is designed to make the media's job easier. Here you will find high-resolution, color mug shots of every Hokie basketball player and coach available to download. Please contact the Athletics Communications Office for access to this media-only site.

www.theacc.com

Updated standings, results, schedules, statistics and notes are posted each week during the season.

WHO TO CONTACT

Request for Interviews

Men's Basketball ACO

Bill Dyer
 (540) 231-8852 - office
 (540) 552-8461 - home
 (540) 998-5906 - cell
 wdyer@vt.edu

Requests for Photos

Director of Photography

Dave Knachel
 (540) 231-1838
 dknachel@vt.edu



Bill Dyer
 Associate Director of
 Athletics Communications

Tech Talk Live

Tech Talk LIVE!, Presented by Geico is broadcast every Monday night at Bull & Bones Brewhaus and Grill at the First and Main complex in downtown Blacksburg until March 7, 2011.

The radio program airs from 7-8 p.m. ET each Monday night in front of a live audience, and can be heard on Virginia Tech ISP Sports Network radio affiliates throughout the region and on-line through Hokies All-Access.

Coach Greenberg is scheduled to be on the program each Monday with the exception of January 24 and February 21 when the Hokies will be traveling to road games.

Fans can submit a question or comment via hokiesports.com.

How To Say It

- Cassell Coliseum Castle
- Terrell Belltuh-RELL
- Victor Davila DAH-vuh-luh
- Gene Swindle.....SWIN-duhl
- Cadarian Raines..... suh-DARE-ee-un
- Jarell Eddie.....ju-RELL

ACC Teleconference

The 12 ACC head basketball coaches will be featured on nine Monday teleconferences during the 2010-11 season. The season's teleconferences will continue through Monday, March 7. Each coach will have 10 minutes to make an opening statement and answer questions. There will be an instant replay of each teleconference on the Conference's internet site TheACC.com each Monday afternoon.

ACC Coaches Teleconference

- Jeff Bzdelik, Wake Forest10:30
- Seth Greenberg, Virginia Tech..... 10:40**
- Tony Bennett, Virginia10:50
- Sidney Lowe, NC State11:00
- Roy Williams, North Carolina11:10
- Frank Haith, Miami11:20
- Gary Williams, Maryland11:30
- Paul Hewitt, Georgia Tech11:40
- Leonard Hamilton, Florida State11:50
- Mike Krzyzewski, Duke12:00
- Brad Brownell, Clemson12:10
- Steve Donahue, Boston College12:20

Media Phone Number: 913-312-0942



Delaney 30 pt. Games

Here is a list of **Malcolm Delaney's** 30-point games in his career.

- 37 vs. Clemson, 1-29-09, Cassell Coliseum
- 33 vs. Georgia Tech, 2-13-11, Cassell Coliseum
- 32 vs. Temple, 11-27-09, Palestra
- 32 at Georgia Tech, 3-3-10, Alexander Mem. Col.
- 31 vs. Georgia, 12-6-09, Cassell Coliseum
- 31 vs. Wake Forest, 2-16-10, Cassell Coliseum
- 30 vs. Clemson, 2-6-10, Cassell Coliseum
- 30 vs. UNLV, 11-28-10, Anaheim Arena

The Hokies

Under Seth Greenberg

| | |
|--|--------|
| VT outrebounds opponent..... | 94-33 |
| Opponent outrebounds VT..... | 52-65 |
| Rebounds are equal..... | 5- 5 |
| VT leads at the half..... | 107-17 |
| VT trails at the half..... | 39-83 |
| Game is tied at the half..... | 5- 3 |
| VT shoots 50% or better..... | 44- 8 |
| VT outshoots opponent..... | 115-22 |
| Opponent outshoots VT..... | 35-80 |
| VT holds opp. under 40%..... | 73- 8 |
| VT scores 100+ points..... | 4- 1 |
| VT scores 90-99 points..... | 14- 1 |
| VT scores 80-89 points..... | 23- 2 |
| VT scores 70-79 points..... | 62-22 |
| VT scores 60-69 points..... | 38-43 |
| VT scores less than 60 points..... | 10-34 |
| Opponent scores 100+ points..... | 1- 2 |
| Opponent scores 90-99 points..... | 1- 2 |
| Opponent scores 80-89 points..... | 10-26 |
| Opponent scores 70-79 points..... | 19-39 |
| Opponent scores 60-69 points..... | 49-25 |
| Opp. scores less than 60 points..... | 71- 9 |
| VT in games 5-or-fewer points or OT..... | 46-43 |
| VT at home..... | 99-30 |
| VT on the road..... | 32-53 |
| VT at a neutral site..... | 20-20 |
| Overtime games..... | 14- 6 |
| VT against conference foes..... | 68-70 |
| VT on television..... | 90-87 |
| VT vs. ranked teams (AP only)..... | 12-34 |
| VT as a ranked team (AP only)..... | 5- 7 |

Compare & Contrast

| | |
|------------------------------|-----------|
| VT | CU |
| 71.5.....Points..... | 67.5 |
| 62.9.....Points Allowed..... | 60.4 |
| 46.2%.....FG%..... | 43.7% |
| 41.0%.....FG% Defense..... | 40.2% |
| 33.8%.....3FG%..... | 33.6% |
| 32.0%.....3FG% Defense..... | 32.1% |
| 70.8%.....FT%..... | 69.5% |
| 34.9.....Rebounds..... | 34.8 |
| +2.4.....Rebound Margin..... | +1.8 |
| 12.9.....Assists..... | 12.6 |
| 12.4.....Turnovers..... | 13.2 |
| 3.9.....Blocks..... | 4.8 |
| 6.3.....Steals..... | 8.0 |

Hand it Over

Here is a list of names **Jeff Allen** is approaching on the Virginia Tech all-time steals category.

Career Steals

- 1. Dell Curry.....295
- 2. Jamon Gordon.....290
- 3. Zabian Dowdell.....241
- 4. **Jeff Allen.....223**

All-Time Scoring

Here is a list of the names **Malcolm Delaney** is approaching on the list of all-time leading scorers in Virginia Tech history.

Career Points

- 1. Bimbo Coles.....2,484
- 2. Dell Curry.....2,389
- 3. **Malcolm Delaney.....2,143**

All-Time Scoring

Here is a list of the names **Jeff Allen** is approaching on the list of all-time leading scorers in Virginia Tech history.

Career Points

- 9. Bob Ayersman.....1,782
- 10. Ace Custis.....1,706
- 11. Wally Lancaster.....1,696
- 12. Bryant Matthews.....1,656
- 13. Bill Matthews.....1,652
- 14. **Jeff Allen.....1,639**

Here It Is

Here is how **Malcolm Delaney** stands on the Virginia Tech all-time assists list.

Career Assists

- 1. Bimbo Coles.....547
- 2. **Malcolm Delaney.....523**

Get Outta Here

Here is a list of names **Jeff Allen** is approaching on the Virginia Tech all-time blocked shots category.

Career Blocked Shots

- 1. Roy Brow.....251
- 2. Jimmy Carruth.....194
- 3. Bobby Beecher.....170
- 4. Rolan Roberts.....167
- 5. **Jeff Allen.....149**

Moving Up the Wins List

Seth Greenberg has won 136 total games since becoming a head coach in the ACC ... That is good for 23rd place all-time on the ACC wins list, having passed the late Skip Prosser last week ... Greenberg is sixth in ACC wins among current ACC coaches ... Here are some names that Coach Greenberg is approaching in career ACC wins.

- 21. Jeff Jones.....146
- 22. Oliver Purnell.....138
- 23. **Seth Greenberg.....136**

All-Time Rebounding

Here is a list of the names **Jeff Allen** is approaching on the list of all-time leading rebounders in Virginia Tech history.

Career Rebounds

- 1. Chris Smith.....1,508
- 2. Bill Matthews.....1,379
- 3. Ace Custis.....1,117
- 4. **Jeff Allen.....1,067**

2010-11 Starters

| | |
|---|------|
| Allen, Bell, Davila, Delaney, Green..... | 15-5 |
| Allen, Bell, Davila, Delaney, Hudson..... | 4-4 |

Virginia Tech Streaks

| | Total | Home | Road | Neutral |
|----------------|--------|--------|-------|---------|
| Overall | Lost 1 | Lost 1 | Won 1 | Won 2 |
| ACC* | Lost 1 | Lost 1 | Won 1 | --- |
| Non-Conference | Won 6 | Won 4 | Won 1 | Won 2 |

* - regular season games only

| | |
|------------------------------------|---------------|
| Longest winning streak this season | 6, 12-12/1-8 |
| Longest losing streak this season | 3, 11-28/12-5 |



Points for Pondering

Led VT in Scoring: Delaney (18), Allen (7), Green (3), Hudson (1), Atkins (1), Eddie (1)
Double Figure Scoring Games: Delaney (23), Allen (23), Green (19), Davila (8), Bell (8), Hudson (5), Atkins (3), Eddie (2), Garland (1)
40-point Games: none
30-39-point Games: Delaney (2)
20-29-point Games: Delaney (9), Allen (3), Green (2), Hudson (1)
Led VT in Rebounding: Allen (21), Bell (5), Davila (3), Eddie (3)
Double Figure Rebounding Games: Allen (16), Bell (2), Davila (2)
Led VT in Assists: Delaney (19), Green (8), Bell (5), Allen (2), Hudson (1)
Double Figure Assist Games: none
Double-Doubles: Allen (15), Bell (1), Davila (1)
Most Points in a Half: 53 (1st vs. Georgia Tech)
Fewest Points in a Half: 18 (2nd at Georgia Tech)
Most Points Allowed in a Half: 44 (1st vs. Maryland)
Fewest Points Allowed in a Half: 18 (1st vs. CSUN)
Largest Lead: 72 pts. (94-22 vs. MSM)
Largest Deficit: 20 pts. (43-63 vs. Boston College)
Largest Margin of Victory: 65 pts. (99-34 vs. MSM)
Largest Margin of Defeat: 16 pts. (57-73 at Kansas State)
Largest Deficit Overcome in a Victory: 7 pts. (5-12 at UNCG, 38-45 vs. Oklahoma State, 16-23 vs. USC Upstate, 0-7 vs. Wake Forest)
Largest Lead Lost in a Loss: 16 pts. (31-15 at UNC)
Largest Halftime Lead: 39 pts. (50-11 vs. MSM)
Largest Halftime Deficit: 12 pts. (24-36 vs. Virginia)
Average Margin of Victory: 16.7 ppv
Average Margin of Defeat: 8.4 ppd
Average Margin: +8.6 ppg

Attendance Figures

Virginia Tech, like other ACC schools, announces total tickets distributed at each home game ... That number includes season tickets, individual game tickets and student tickets.

VT vs. The Conferences

ACC REGULAR SEASON **9-6**
 Atlantic Sun (Campbell, USC Upstate)2-0
 Atlantic 10 (St. Bonaventure)1-0
 Big 12 (Kansas State, Oklahoma State)1-1
 Big Ten (Purdue, Penn State)1-1
 Big West (CSUN)1-0
 Independent (Longwood).....1-0
 Mountain West (UNLV)0-1
 Northeast (Mt. St. Mary's)1-0
 SEC (Mississippi State)1-0
 Southern (UNCG)1-0
Total **19-9**

TOP INDIVIDUAL PERFORMANCES

VIRGINIA TECH

Points

- 33 Malcolm Delaney vs. Georgia Tech
- 30 Malcolm Delaney vs. UNLV
- 28 Malcolm Delaney at North Carolina
- 26 Malcolm Delaney vs. Virginia
- 25 Jeff Allen at Boston College
- 25 Jeff Allen vs. Georgia Tech
- 24 Jeff Allen vs. Florida State
- 24 Erick Green at Maryland
- 23 Malcolm Delaney at UNCG
- 23 Malcolm Delaney vs. Longwood
- 22 Malcolm Delaney at Kansas State
- 22 Malcolm Delaney at NC State
- 22 Malcolm Delaney vs. Maryland
- 22 Malcolm Delaney at Virginia
- 21 Erick Green, Boston College (H)
- 20 Malcolm Delaney vs. Campbell
- 20 Dorenzo Hudson vs. CSUN
- 20 Erick Green vs. Maryland

Rebounds

- 19 Jeff Allen at Boston College
- 15 Jeff Allen vs. USC Upstate
- 15 Jeff Allen at Virginia
- 15 Jeff Allen vs. Duke
- 14 Jeff Allen vs. Georgia Tech
- 13 Jeff Allen vs. Penn State
- 13 Victor Davila at NC State
- 12 Jeff Allen vs. Mount St. Mary's
- 11 Jeff Allen vs. Campbell
- 11 Terrell Bell vs. Purdue
- 11 Jeff Allen vs. Florida State
- 11 Jeff Allen at Georgia Tech
- 11 Jeff Allen vs. Miami
- 11 Jeff Allen at NC State
- 11 Jeff Allen vs. Maryland
- 10 six times

Assists

- 9 Malcolm Delaney vs. Wake Forest
- 8 Malcolm Delaney vs. Penn State
- 7 Malcolm Delaney vs. CSUN
- 7 Malcolm Delaney at Maryland
- 6 Jeff Allen vs. Penn State
- 6 Erick Green vs. Miss. St.
- 6 Erick Green vs. Miami
- 6 Erick Green vs. Georgia Tech
- 5 12 times

Steals

- 5 Erick Green at UNCG
- 5 Erick Green vs. St. Bonaventure
- 5 Manny Atkins vs. Mount St. Mary's
- 4 Malcolm Delaney at UNCG
- 4 Terrell Bell vs. St. Bonaventure
- 4 Jeff Allen vs. Mount St. Mary's
- 4 Erick Green vs. Florida State
- 4 Malcolm Delaney at North Carolina
- 4 Erick Green at Maryland
- 4 Jeff Allen at Virginia
- 3 12 times

Blocks

- 4 Jeff Allen vs. Campbell
- 4 Terrell Bell vs. Mount St. Mary's
- 4 Victor Davila at Virginia
- 3 Terrell Bell at Kansas State
- 3 Jarell Eddie at Kansas State
- 3 Victor Davila vs. Purdue
- 3 Jeff Allen vs. Wake Forest

OPPONENTS

Points

- 29 JaJuan Johnson, Purdue
- 28 Brian Oliver, Georgia Tech
- 27 Iman Shumpert, Georgia Tech (H)
- 26 Talor Battle, Penn State
- 25 Terrell Stoglin, Maryland (H)
- 22 Chris Singleton, Florida State
- 22 Iman Shumpert, Georgia Tech (A)
- 22 Travis McKie, Wake Forest (A)
- 22 Kyle Singler, Duke
- 21 Mike Scott, Virginia
- 21 Andrew Nicholson, St. Bonaventure
- 21 Durand Scott, Miami
- 20 Reggie Jackson, Boston College (H)

Rebounds

- 13 Lenny Daniel, CSUN
- 13 Mike Scott, Virginia
- 12 Marshall Moses, OK State
- 12 Iman Shumpert, Georgia Tech
- 12 Kyle Singler, Duke
- 12 Corey Raji, Boston College (H)
- 11 Andrew Nicholson, St. Bonaventure
- 11 Jordan Williams, Maryland (A)
- 10 Derwin Kitchen, Florida State
- 10 Reggie Johnson, Miami

Assists

- 11 Iman Shumpert, Georgia Tech
- 9 Kendall Marshall, North Carolina
- 6 Oscar Bellfield, UNLV
- 6 Terrell Stoglin, Maryland (H)
- 5 Jamar Samuels, Kansas State
- 5 Mustapha Farrakhan, Virginia
- 5 Durand Scott, Miami
- 5 Glen Rice, Jr., Georgia Tech (H)
- 5 Jontel Evans, Virginia (A)
- 5 Sammy Zeglinski, Virginia (A)
- 4 19 times

Steals

- 7 Iman Shumpert, Georgia Tech
- 4 Ogo Adegboye, St. Bonaventure
- 3 six times

Blocks

- 4 John Henson, North Carolina
- 3 Dino Gregory, Maryland (H)
- 3 Miles Plumlee, Duke
- 2 14 times

Jeff Allen has 45 career games of 10-or-more rebounds, best among active ACC players.



Welcoming Back the First

In conjunction with the celebration for the 50th year of Cassell Coliseum, the Virginia Tech athletics department welcomed back members of the 1961-62 Hokies' men's basketball team for the Florida State game ... These men were on the first team to play a game in Cassell Coliseum, a 92-67 victory over Alabama on Jan. 3, 1962 ... The Hokies' win over the Seminoles was the 500th Virginia Tech victory all-time in Cassell Coliseum.

And That Makes Six

In Virginia Tech's win at home against Wake Forest, six Hokies scored in double figures ... That marks the first time since Nov. 28, 1995, that six Hokies reached double figures ... In that game, a 93-49 victory over Coastal Carolina in Cassell Coliseum, one of the six Hokie Directors of Strength and Conditioning for Basketball Programs, **David Jackson** ... Jackson scored 12 points in the game ... An interesting side note, of those six players, three had the surname of Jackson, including Travis and David's twin brother, Jim.

One More From the Line

Virginia Tech made all four of its free throw attempts in the loss to Virginia on Dec. 5 ... That marks the fewest free throws attempted by the Hokies since joining the ACC and the fewest attempted free throws under **Seth Greenberg** ... The fewest attempted before Dec. 5 was seven attempts, set on Jan. 7, 2008, when the Hokies were six-of-seven from the line in a win over Charleston Southern in Cassell Coliseum ... The fewest made free throws by Tech since joining the ACC was three, on Dec. 19, 2004, when Tech was 3-11 from the line in its very first ACC game, against UNC in Cassell Coliseum ... Tech has made three free throws in a game twice under Greenberg ... The Hokies were five-of-seven from the line in the rematch with the Cavaliers on Feb. 19.

Mid-Week Games

Virginia Tech's home win against Maryland was the Hokies' first mid-week home night game since Dec. 1, when Tech lost to #22 Purdue, 58-55 ... Tech played just two weeknight home ACC games this season, including Tuesday night's game with Boston College.

Assisting with the Ws

Malcolm Delaney passed Jamon Gordon into second place in career assists at Virginia Tech in the win at Wake Forest ... Delaney now has 523 career assists.

Assisting the Wins

Virginia Tech set a new school ACC mark with 23 assists in the win over Wake Forest ... **Malcolm Delaney's** nine assists in the win is a new season high and team season high, surpassing his eight assists in the win over Penn State ... Tech assisted on 23 of the team's 34 made baskets in the game ... The last time the Hokies dished out more than 23 assists in a game was on Jan. 7, 2008, when Tech had 25 assists in a win over Charleston Southern ... Entering the game against Penn State, the Hokies had dished out 15-or-more assists in a game just once in the first eight games of the season ... Since then, Tech has passed out at least 15 assists in eight of the 20 games, including a 20-assist effort in the win over Penn State, 21 assists in the win over Mount St. Mary's and a season-high 23 assists in the win over Wake Forest.

Highs In the 90s

This season, the Hokies have scored 90-or-more-points in a game five times, two more than all of last season ... Last year, two of the three were overtime games, while none of the five this season have been in overtime ... The last time the Hokies had more than four non-overtime 90-plus point games was the 2006-07 season, when Tech recorded five such games (four against Division I competition) ... The last time the Hokies had more than five 90-plus point non-overtime games was the 1988-89 season, when Tech record a total of 14 games with 90-or-more points, including 12 that were not decided in overtime.

Hokies in Overtime

With the overtime victory over St. Bonaventure, the Hokies are now 56-41 all-time in overtime games ... Virginia Tech was 3-1 in overtime games last season, with the three wins all coming away from Cassell Coliseum, and is 1-1 this season in overtime games ... Tech is 25-20 in road overtime games, 25-8 in home overtime games and 6-13 on neutral courts ... Tech is 14-6 in all overtime games under **Seth Greenberg** and 10-2 in ACC overtime games ... The last time the Hokies lost a true road overtime game was Feb. 11, 2006, when Tech fell to Virginia, 81-77, in University Hall ... Tech is 5-8 in double overtime games and 1-2 in triple overtime games.

Good Shooting Backdrop

Malcolm Delaney has played three games in the Dean E. Smith Center at the University of North Carolina during his career ... In those three games, Delaney averaged 24.7 points and 3.7 assists per game ... He was the Hokies' leading scorer in all three games.

It's Better in the Bahamas

Virginia Tech defeated Mississippi State, 88-57, in the Battle at Atlantis in the Imperial Arena at the Atlantis Resort on Dec. 18 ... A crowd of 3,480 witnessed the Hokies' win, after seeing Georgia Tech defeat Richmond in the first game ... These were the first basketball games held at the resort, which hopes to begin an eight-team exempt tournament next year ... The NCAA granted their request for an exemption in January.

MD+JA=Points

When the Hokies defeated Connecticut in the NIT last season, **Malcolm Delaney** and **Jeff Allen** combined for 12 points ... The last time the pair combined for fewer points in a game in which both players appeared was on Dec. 9, 2007, when, as freshmen in just the eighth game of their collegiate careers, they combined for 10 points in the Hokies' win over George Washington.

More on the Win over Mount St. Mary's

In Virginia Tech's win over Mount St. Mary's on Jan. 2, the Hokies set a number of impressive marks ... The 65-point margin of victory is the second-largest in school history, trailing only a 105-24 victory over Washington & Lee on Jan. 9, 1959, at War Memorial Gym in Blacksburg ... This is the largest margin of victory for the Hokies in Cassell Coliseum ... (Washington & Lee and Virginia Tech were both members of the Southern Conference in 1959) ... Mount St. Mary's 17.0 percent from the field is a new Virginia Tech record for lowest field goal percentage by an opponent ... The old record was 17.6 percent in the Washington & Lee win ... Virginia Tech's 69.2 percent from the field is a new high since joining the ACC ... The school record is 72.2 percent in a 92-81 win at Syracuse on Feb. 28, 1976 ... The 34 points allowed to Mount St. Mary's is the fewest for a Tech opponent since the Hokies defeated North Carolina Central, 72-30, in Cassell Coliseum on Jan. 18, 2010.

Hostile Crowds

The announced crowd of 12,528 at Kansas State was the largest crowd to witness a Virginia Tech non-conference away or neutral site game since Dec. 21, 2006, when the Hokies defeated Seton Hall, 80-61, in Madison Square Garden in front of 19,528 ... The last time the Hokies played in front of a larger crowd on a non-conference opponent's home court was Nov. 28, 2005, when the Hokies fell to Ohio State in the Shottenstein Center in front of an announced crowd of 13,218.



ACC Regular Season Points

ACC Career Scoring Leaders
Regular Season Games Only

| | |
|--------------------------------|--------------|
| 1. J.J. Redick (Duke) | 1,391 |
| 2. Tyler Hansbrough (UNC) | 1,340 |
| 3. Bryant Stith (Virginia) | 1,211 |
| 4. Matt Harpring (GT) | 1,143 |
| 5. Randolph Childress (WF) | 1,129 |
| 6. Malcolm Delaney (VT) | 1,118 |
| 7. Bob Sura (Florida State) | 1,112 |
| Lennie Rosenbluth (UNC) | 1,112 |
| Skip Brown (WF) | 1,112 |
| 10. Rodney Monroe (N.C. State) | 1,104 |
| 11. Rod Griffin (WF) | 1,098 |
| 12. Travis Best (GT) | 1,076 |
| 13. Tyrese Rice (BC) | 1,075 |
| 14. Johnny Dawkins (Duke) | 1,073 |
| Sean Singletary (Virginia) | 1,073 |
| 16. Greivis Vasquez (Maryland) | 1,063 |
| Tim Duncan (WF) | 1,063 |
| 18. Butch Zatezelo (Clemson) | 1,060 |
| 19. Juan Dixon (Maryland) | 1,055 |
| 20. Kyle Singler (Duke) | 1,046 |
| 21. James Forrest (GT) | 1,001 |

From the Line

In the win over Florida State, the Hokies made 34 free throws ... That is a season high and the most for the Hokies in a game since Tech made 38 free throws (on 46 attempts) in the win over Clemson last season ... The Hokies shot 91.9 percent from the line in the win over the Seminoles, the best percentage since Tech shot 93.8 percent from the line at Duke last season ... Virginia Tech was 30-41 from the free throw line in the win at UNCG ... The 41 attempts are a season high and the most by Tech in a game since making 32 of 47 in the home win over #23 Wake Forest last season ... The Hokies and Spartans combined for a total of 70 free throw attempts, the most combined in a Tech game since that same win over Wake Forest, when the teams combined for 74 free throw attempts.

One to Go

With the win at Campbell last season, **Seth Greenberg** recorded his 110th career victory at Virginia Tech and passed 2009 Virginia Tech Hall of Fame inductee Chuck Noe into second place in career coaching wins ... He currently has 151 career victories at Virginia Tech ... Charlie Moir is tops on the list with 213 victories.

Hokies Hit 1,300

Virginia Tech is now 1325-1088 all-time in collegiate basketball, good for a .549 winning percentage ... This is the Hokies' 102nd season of men's basketball.

ACC Preseason Poll

Here was the ACC preseason media poll, as compiled by the Atlantic Coast Sports Media Association.

| | |
|------------------------------|------------|
| 1 Duke (61) | 743 |
| 2 VIRGINIA TECH | 632 |
| 3 North Carolina (1) | 622 |
| 4 NC State | 526 |
| 5 Florida State | 496 |
| 6 Maryland | 432 |
| 7 Clemson | 335 |
| 8 Miami | 305 |
| 9 Georgia Tech | 274 |
| 10 Boston College | 173 |
| 11 Virginia | 164 |
| 12 Wake Forest | 134 |

Points to Points

Virginia Tech defeated UNC Greensboro, 92-70, in Greensboro on Nov. 21 ... It was the most points for the Hokies in a true road, non-overtime game since Jan. 28, 1995, when Tech downed Liberty 101-70 in Lynchburg ... When Virginia Tech defeated Mississippi State, 88-57, in the Battle at Atlantis, it marked the first time that the Hokies have defeated a team by more than 30 points away from Cassell Coliseum since an 85-51 win over Liberty on Nov. 24, 1998 ... It is the largest margin of victory against an equity conference team since Tech defeated South Carolina, 109-68, on Jan. 12, 1985, in Cassell Coliseum ... It is the largest margin of victory against a current equity conference team away from Cassell Coliseum since Tech defeated Virginia, 92-59, in Charlottesville on Jan. 20, 1962.

The Champ

Malcolm Delaney was the ACC's leading scorer in both categories, all games and conference games, last season ... This marks the first time since the Hokies joined the ACC beginning with the 2004-05 season that a Hokie has led the league in scoring or rebounding ... Delaney also led the ACC in minutes played in ACC games ... Delaney is currently second in the ACC in scoring.

We Like Threes

The Hokies have hit at least one three-pointer in every game since joining the ACC in the 2004-05 season ... The last time that the Hokies did not record a three-point field goal in a game was at Providence on Feb. 1, 2003 ... Tech has now hit a three in 265 consecutive games ... Since the three-point arc was added to college basketball for the 1986-87 season, the Hokies have hit at least one three in all but three games ... Tech has had nine games with only one three-pointer under **Seth Greenberg** ... Tech's longest streak of made three-pointers in a game is 277 consecutive games, from 1986-1995.

JA & MD vs. GT

Malcolm Delaney has played six games against Georgia Tech in his career ... In those games, he is averaging 20.8 points, 4.5 assists and 5.3 rebounds per contest ... He scored 32 points and had nine assists in the win at Georgia Tech last season, a performance that earned him ACC Player of the Week honors and had 33 points in the home win over Georgia Tech this season ... **Jeff Allen** averaged 16.2 points and 8.8 rebounds per game in his six games against the Yellow Jackets.

A Great Improvement

Virginia Tech sophomore guard **Erick Green** is currently in first place for the largest improvement in scoring from last season to this season among ACC players ... Green averaged 2.6 points per game last season and is averaging 11.5 ppg this season, for an increase of 8.9 ppg ... Glen Rice Jr. of Georgia Tech is +8.0 ppg this season ... Last season, **Dorenzo Hudson** earned the mantle of most improved in the ACC.

ACC Legends

The Atlantic Coast Conference has announced their group of ACC Legends for the 2011 season ... This year's Virginia Tech honoree is Wayne Robinson, a versatile 6-9 player who alternated between power forward and center ... Robinson was a low-post presence for Head Coach Charlie Moir for the Tech teams of the late 1970s ... Robinson, who led Tech in rebounding for three consecutive seasons in 1978 (9.2), 1979 (9.1) and 1980 (8.2), helped the Hokies record an 81-35 record including one NIT and two NCAA Tournament appearances ... Robinson helped lead Tech to the 1979 Metro Conference Championship and still ranks 26th on Tech's all-time scoring list with 1,283 career points ... He is eighth in career rebounding (852) and eighth in career field goal percentage (.517).

A Totals Note

Jeff Allen is one of just two active players nationally that has at least 1,500 career points, 1,000 career rebounds and 100 career blocked shots ... The other player on that list is Kenneth Faried, Morehead State (1,808 points, 1,493 rebounds, 205 blocks (as of Feb. 3).



Head Coach Seth Greenberg



Success is not a given. Only through hard-work and dedication, will success come. Now in his eighth season at Virginia Tech, Seth Greenberg has set the Hokies onto a course of winning and competing at the highest level.

Since joining the Hokies, Greenberg has established himself as not only a builder of programs, but as a coach who has an eye on the ultimate goal.

Greenberg has a career record of 364-273 in 21 seasons as a collegiate head coach and a 151-103 record in his seven-plus seasons at Virginia Tech. His biggest victories as the head coach of the Hokies include a 70-69 win at No. 12 Georgia Tech and a 67-65 victory against No. 7 Duke in Cassell Coliseum in the 2004-05 season.

But in the 2006-07 season, the Hokies engineered a historic sweep over North Carolina, including a 94-88 win over the Tar Heels in Cassell Coliseum when UNC was the top-ranked team in the country. Couple that victory against North Carolina with a 69-67 overtime win at No. 5 Duke the week before, the Hokies spent time atop the ACC standings for the first time ever. During the 2008-09 season, the win at No. 1 Wake Forest and an 80-77 win at No. 12 Clemson were added to the list. This past season, home wins over a pair of No. 23 teams, Miami and Wake Forest, continued the run of top 25 victories.

With Greenberg's win at Campbell on Nov. 23, 2009, he passed Chuck Noe into second place on the all-time wins list at Virginia Tech with 110 victories. Only Charlie Moir, with 213 victories, has more wins at Tech than Greenberg.

In his time at Virginia Tech, Greenberg is 2-3 against top-ranked teams, with all three losses coming on final possessions. Tech has made four consecutive post-season appearances and five in Greenberg's seven years in Blacksburg.

As the 2009-10 school year began, the Hokies moved into the new \$21 million practice facility. This building brings Virginia Tech basketball the "WOW Factor!" that it needs to compete among the elite in college basketball and is the culmination of a vision that Greenberg has for the university and its basketball program.

In the last 18 months, Greenberg has received two awards that not only speak to his success on the court, but his works off the court as well. In September 2009, Greenberg was presented with the inaugural Al LoBalbo Award by his alma mater, Fairleigh Dickinson University. And in April, Greenberg was inducted into The National Jewish Sports Hall of Fame and Museum.

On March 11, 2008, Greenberg added another honor, as he was named the Atlantic Coast Conference's 2008 Coach of the Year. This marked the second time in four years that Greenberg earned the honor.

In the 2006-07 season, the Hokies defeated four nationally ranked teams and had a 3-0 record against teams ranked in the top-five. And as the 2010-11 season unfolds, Greenberg has the Hokies poised for even loftier achievements.

On April 3, 2003, the Hokies introduced Greenberg as their 27th head coach. A proven program builder, an admired and innovative tactician and an experienced recruiter, Greenberg took over the reigns of a Tech program that has made tremendous strides in his first six seasons in Blacksburg.

Greenberg earned his first major honor at Virginia Tech in 2005, being named the ACC Coach of the Year by the Atlantic Coast Sports Media Association.

He was the fourth Hokie honored by the group for the team's play during the Hokies' inaugural ACC season. The *Richmond Times-Dispatch* named Greenberg the Coach of the Year in the Commonwealth of Virginia.

The aggressive, up-tempo style that Greenberg installed in his first season with the Hokies has seen dividends and has brought a renewed sense of excitement to Cassell Coliseum, as well as to the "Hokie Nation."

Perhaps the biggest influences seen in the program have been the work ethic and attention to details that Greenberg and his staff have instilled. And when speaking of hard work, the principle begins at the top, with Greenberg himself. Long hours of watching film, instructing players and developing the program, along with tirelessly working to promote the program and university while being involved in the community, have made Greenberg a popular face on the Blacksburg campus and in the "Hokie Nation."

Greenberg came to Virginia Tech from the University of South Florida, where he served as head coach for seven seasons. At USF, Greenberg had a record of 108-100. Prior to USF, Greenberg was the head coach at Long Beach State University, where his overall record was 105-70.

During his time at Long Beach State and USF, Greenberg's teams posted impressive records against major conference opponents. During his Long Beach State tenure there were wins over four nationally-ranked teams, including a 64-49 victory against then-No. 1 Kansas at Allen Fieldhouse in 1992-93. At South Florida, his teams were 2-0 against Ohio State, had two wins over Texas and won at Pittsburgh during the Panthers' run to the Sweet 16 in the 2001-02 season. The Bulls defeated eventual Final Four team Wisconsin in the 1999-2000 season.

A 1978 graduate of Fairleigh Dickinson, Greenberg was a four-year letter winner under head coach Al LoBalbo. His father, the late Ralph Greenberg, played at Long Island University under coaching legend Clair Bee, one of college basketball's all-time winningest coaches.

Head Coach Seth Greenberg



Greenberg began his coaching career as an assistant at Columbia in 1978. He moved to Pittsburgh two years later, where he made two trips to the NCAA Tournament in three years with the Panthers. He spent the 1983-84 season at Virginia, helping the Cavs reach the Final Four before moving on to Miami as an assistant under future Virginia Tech head coach Bill Foster. At Miami, he helped revive a program that had been dormant for a number of years.

Greenberg first went to Long Beach State as associate head coach under Joe Harrington. Greenberg replaced him three years later when Harrington accepted the head coaching position at Colorado. In his six seasons at LBSU, Greenberg led the 49ers to two NCAA Tournament appearances and one NIT appearance. He led LBSU to two Big West Conference championships and one Big West regular-season title. While Greenberg was at LBSU, the 49ers defeated four nationally ranked teams. Greenberg also tutored future NBA players Bryon Russell, Lucious Harris and Juaquin Hawkins.

In the summer of 2004, Greenberg received a lofty honor when he was inducted into the Five Star Basketball Camp's Hall of Fame. The honor, shared by some of the greatest coaches like Rick

Pitino and Hubie Brown, was bestowed for the many years that Greenberg has been a part of the nation's top summer basketball camp as an instructor and guest speaker.

Greenberg has always been involved in charitable organizations and causes. In September of 2009, he was the winning head coach in the inaugural "Chairmen of the Boards" 3-on-3 charity basketball tournament to benefit Tuesday's Children in New York City. This group is the premiere non-profit organization serving the needs of the 9/11 community, providing a wide-range of programming from mentoring, to advocacy for children, to next-step life skills and leadership training for 9/11 families and rescue and recovery workers.

When confronted by the destruction of Hurricane Katrina, Greenberg knew he had to get involved. He served as the chairman of the organizing committee of AllCoachesCare.com, a major on-line sports auction that raised money for Habitat for Humanity and its efforts in helping to rebuild the Gulf Coast area. Working tirelessly, Greenberg helped the group acquire goods and services for the auction and also spent countless hours speaking on television and radio and to media members getting the word out about the auction.

This season, Greenberg has taken a leadership role with "Shots from the Heart," an event that helps the American Heart Association raise money to fight heart disease. The event will have selected head coaches and assistant coaches in a bracketed free throw shooting contest.

Greenberg and his wife, Karen, are the parents of three daughters: Paige, 22, Ella, 19, and Jacqueline, 15. Paige graduated from Virginia Tech in May, and Ella is a sophomore cheerleader for the Hokies. Greenberg is active in a number of organizations and causes, including the Great American Teach-in, the American Heart Association, Coaches vs. Cancer and the Boys and Girls Club.



The Greenberg File

COACHING EXPERIENCE

Head Coach,
Virginia Tech, 2003-present
151-103 record (.594)
Head Coach,
University of South Florida, 1996-2003
108-100 record (.519)
Head Coach,
Long Beach State University, 1990-96
105-70 record (.600)
364-273 overall head coaching record (.571)
Associate Head Coach,
Long Beach State University, 1987-90
Assistant Coach, University of Miami, 1984-87
Assistant Coach, University of Virginia, 1983-84
Assistant Coach, University of Pittsburgh, 1980-83
Assistant Coach, Columbia University, 1978-80

POSTSEASON APPEARANCES

NIT — 1992, 2000, 2002, 2005, 2008, 2009, 2010
(Head Coach) 1988, 1990 (Assistant Coach)
NCAA — 1993, 1995, 2007 (Head Coach)
1981, 1982,
1984 Final Four (Assistant Coach)

PERSONAL

Born - April 18, 1956, Plainview, N.Y.
High School - John F. Kennedy, 1974
College - Fairleigh Dickinson University 1978
Family - Wife: Karen - Daughters: Paige (22),
Ella (19) and Jacqueline (15)

EDUCATION

B.A., Broadcast Journalism,
Fairleigh Dickinson University, 1978




Virginia Tech head basketball coach Seth Greenberg, with daughters, Ella, Jacqueline, wife, Karen and daughter, Paige.



The Last Time That...


Tech scored 100 points and won: 103-94, OT vs. Seton Hall, 1-2-10
Tech scored 100 points and lost: 100-104 2OT vs. Maryland, 2-27-10
Tech played in overtime: 76-68, OT vs. St. Bonaventure, 12-23-10
Tech played in consecutive overtime games: 75-74 at Clemson, 2-8-06 & 77-81 at Virginia, 2-11-06
Tech played 2 OT: 100-104 2OT vs. Maryland, 2-27-10
Tech played 3 OT: 86-90 at WVU, 2-2-83
Tech scored 100+ points: 102-77, vs. Georgia Tech, 2-13-11
Tech scored 90-99 points: 91-83, vs. Maryland, 2-15-11
Tech scored 80-89 points: 88-57, vs. Mississippi State, 12-18-10
Tech scored 70-79 points: 76-62, at Wake Forest, 2-22-11
Tech scored 60-69 points: 61-76 vs. Boston College, 3-1-11
Tech scored 50-59 points: 54-61 at Virginia, 2-19-11
Tech scored 40-49 points: 44-69 at Duke, 1-4-08
Tech scored 30-39 points: 33-43 at East Carolina, 1966-67 season
Tech scored 20-29 points: 27-40 at McGuire Gen., 1945-46 season
Tech scored 10-19 points: 16-45 at Virginia, 1938-1939 season
Tech scored less than 10 points: 7-31 at W&L, 1922-1923 season
Tech allowed 100+ points: 100-104 2OT vs. Maryland, 2-27-10
Tech allowed 90-99 points: 103-94, OT vs. Seton Hall, 1-2-10
Tech allowed 80-89 points: 91-83, vs. Maryland, 2-15-11
Tech allowed 70-79 points: 61-76 vs. Boston College, 3-1-11
Tech allowed 60-69 points: 64-60 vs. Duke, 2-26-11
Tech allowed 50-59 points: 56-58 at Boston College, 2-5-11
Tech allowed 40-49 points: 59-46 vs. UNCG, 11-17-09
Tech allowed 30-39 points: 99-34, vs. Mount St. Mary's, 1-2-11
Tech allowed 20-29 points: 31-25 vs. Richmond, 1945-1946 season
Tech allowed 10-19 points: 60-19 vs. Lynchburg College, 1945-1946 season
Tech allowed less than 10 points: 28-9 vs. Hampden-Sydney, 1922-1923 season
Largest margin of victory: 83 points vs. Randolph Macon Academy, 87-4, 1910-11 season
Largest margin of victory in an ACC game: 29 points vs. Wake Forest, 94-65, 1-15-11
Two Tech players recorded double-doubles in a game: Jeff Allen (18 pts./15 rebs.) and Victor Davila (12 pts./10 rebs.) vs. Duke, 2-26-11
Two Tech players recorded double-doubles in consecutive games: vs. UNC, ACC Tournament, 3-13-09 and vs. Duquesne, NIT, 3-18-09
Tech player had five or more steals: Manny Atkins (5) vs. Mount St. Mary's, 1-2-11
Tech player had 10 or more assists in a game: Malcolm Delaney (10) vs. Baylor, NIT, 3-21-09
Tech player had 20 or more rebounds in a game: Jeff Allen (21) vs. Longwood, 12-14-08
Two Tech players had double figures in rebounds: Victor Davila (10 rebounds) and Jeff Allen (15 rebounds) vs. Duke, 2-26-11
Two Tech players had five or more assists: Erick Green (6) & Malcolm Delaney (5) vs. Georgia Tech, 2-13-11
Two Tech players scored 20 or more points: Malcolm Delaney (33 points) & Jeff Allen (25 points) vs. Georgia Tech, 2-13-11
Tech player scored 30-39 points in a game: 33, Malcolm Delaney vs. Georgia Tech, 2-13-11
Tech player scored 40-49 points in a game: 41, Dorenzo Hudson vs. Seton Hall, 1-2-10
Tech player scored 50+ points in a game: 51, Bimbo Coles vs. Southern Miss., 2-6-88
Tech defeated a ranked opponent on the road: 80-77 at #12/13 Clemson, 2-25-09
Tech defeated a ranked opponent at home: 64-60 vs. #1 Duke, 2-26-11
Tech player had consecutive double-doubles: Jeff Allen, 2-15-11 & 2-19-11
Tech player had six consecutive double-doubles: Jeff Allen, 1-30-11, 2-2-11, 2-5-11, 2-13-11, 2-15-11 & 2-19-11
Tech player had seven consecutive double-doubles: Jeff Allen, 1-25-11, 1-30-11, 2-2-11, 2-5-11, 2-13-11, 2-15-11 & 2-19-11
Tech held opponent without a double-figure scorer: 65-47 vs. Miami, ACC Tournament, 3-12-09
Tech had five players score in double figures: vs. Duke, 2-26-11
Tech had six players score in double figures: vs. Wake Forest, 1-15-11
Tech did not make a three-point field goal: at Providence, 2-1-03
Tech's opponent did not make a three-point field goal: at NC State, 2-10-10
Tech did not shoot a free throw in the first half: vs. Purdue, 12-1-10
Tech did not shoot a free throw in the second half: vs. Virginia, 12-5-10
Tech allowed a triple-double: Iman Shumpert (22 pts., 12 rebs., 11 assists), at Georgia Tech. 1-25-11



JEFF ALLEN

SENIOR • FORWARD • 6-7 • 230
WASHINGTON, D.C. • HARGRAVE MIL. ACAD.

#0



SEASON STATISTICS

| Opponent | Min | FG-A-% | 3FG-A-% | FT-A-% | O-D-T | A | TO | Blk | Stl | Pts |
|------------------------|-----|------------|-----------|------------|---------|---|----|-----|-----|-----|
| CAMPBELL | 31 | 4-9-.444 | 0-1-.000 | 3-5-.600 | 3-11-14 | 5 | 4 | 4 | 2 | 11 |
| Kansas State | 29 | 3-8-.375 | 0-0-.000 | 2-3-.667 | 1-4-5 | 3 | 2 | 0 | 1 | 5 |
| UNC-Greensboro | 30 | 6-10-.600 | 0-1-.000 | 5-8-.625 | 3-4-7 | 3 | 3 | 0 | 3 | 17 |
| Cal. State Northridge# | 27 | 4-7-.571 | 0-0-.000 | 2-5-.400 | 3-7-10 | 4 | 3 | 1 | 0 | 10 |
| Oklahoma State# | 26 | 4-13-.308 | 0-2-.000 | 3-4-.750 | 2-5-7 | 2 | 1 | 1 | 0 | 11 |
| UNLV# | 28 | 4-9-.444 | 1-2-.500 | 0-3-.000 | 3-3-6 | 0 | 4 | 0 | 0 | 9 |
| PURDUE% | 41 | 5-11-.455 | 0-3-.000 | 4-8-.500 | 2-7-9 | 2 | 3 | 0 | 2 | 14 |
| VIRGINIA* | 38 | 6-14-.429 | 0-3-.000 | 0-0-.000 | 2-7-9 | 2 | 2 | 2 | 1 | 12 |
| PENN STATE | 37 | 5-10-.500 | 0-0-.000 | 1-3-.333 | 3-10-13 | 6 | 2 | 0 | 1 | 11 |
| Mississippi State^ | 16 | 5-7-.714 | 0-1-.000 | 2-2-1.000 | 2-8-10 | 2 | 1 | 0 | 0 | 12 |
| St. Bonaventure | 30 | 8-13-.615 | 1-3-.333 | 1-2-.500 | 3-6-9 | 0 | 4 | 2 | 1 | 18 |
| USC UPSTATE | 37 | 5-10-.500 | 0-1-.000 | 6-6-1.000 | 2-13-15 | 0 | 2 | 1 | 1 | 16 |
| MT. ST. MARY'S | 24 | 4-7-.571 | 0-1-.000 | 6-8-.750 | 3-9-12 | 3 | 2 | 2 | 4 | 14 |
| FLORIDA STATE* | 32 | 7-12-.583 | 0-0-.000 | 10-12-.833 | 2-9-11 | 0 | 5 | 1 | 1 | 24 |
| North Carolina* | 25 | 2-7-.286 | 0-1-.000 | 0-2-.000 | 2-5-7 | 0 | 3 | 1 | 3 | 4 |
| WAKE FOREST* | 27 | 4-8-.500 | 0-0-.000 | 2-3-.667 | 2-2-4 | 1 | 1 | 3 | 2 | 10 |
| Maryland* | 32 | 3-9-.333 | 1-2-.500 | 0-0-.000 | 3-7-10 | 2 | 4 | 1 | 1 | 7 |
| LONGWOOD | 34 | 3-8-.375 | 0-1-.000 | 0-0-.000 | 3-7-10 | 3 | 4 | 1 | 1 | 6 |
| Georgia Tech* | 36 | 7-13-.538 | 0-0-.000 | 4-7-.571 | 3-8-11 | 0 | 3 | 0 | 1 | 18 |
| MIAMI* | 39 | 7-12-.583 | 0-1-.000 | 4-6-.667 | 3-8-11 | 1 | 2 | 1 | 0 | 18 |
| NC State* | 34 | 7-14-.500 | 0-1-.000 | 1-2-.500 | 3-8-11 | 1 | 4 | 0 | 0 | 15 |
| Boston College* | 38 | 10-19-.526 | 0-1-.000 | 5-5-1.000 | 8-11-19 | 2 | 2 | 1 | 3 | 25 |
| GEORGIA TECH* | 39 | 10-15-.667 | 0-1-.000 | 5-5-1.000 | 7-7-14 | 2 | 4 | 0 | 0 | 25 |
| MARYLAND* | 36 | 7-13-.538 | 0-1-.000 | 2-2-1.000 | 1-10-11 | 3 | 2 | 1 | 0 | 16 |
| Virginia* | 40- | 5-9-.556 | 0-0-.000 | 1-1-1.000 | 2-13-15 | 0 | 2 | 0 | 4 | 11 |
| Wake Forest* | 29 | 7-10-.700 | 0-0-.000 | 3-9-.333 | 3-5-8 | 2 | 5 | 0 | 1 | 17 |
| DUKE* | 39 | 7-18-.389 | 2-2-1.000 | 2-4-.500 | 5-10-15 | 2 | 2 | 1 | 0 | 18 |
| BOSTON COLLEGE* | 37 | 5-9-.556 | 0-1-.000 | 4-4-1.000 | 0-3-3 | 0 | 1 | 0 | 1 | 14 |
| Clemson* | | | | | | | | | | |

*- ACC games; # - 76 Classic (Anaheim, Calif.); % - Big 10/ACC Challenge; ^- Battle at Atlantis (Bahamas); @ - ACC Tournament

2010-2011 NOTES

Recorded a double-double in the season opener against Campbell with 11 points and 14 rebounds, adding five assists (ties his career high), four blocks and two steals in 31 minutes ... Allen's double-double against Campbell was the 29th of his career, which is the most of any active ACC player ... Scored a season-high 17 points at UNC-Greensboro with a team-best seven rebounds, adding three assists and three steals ... Registered his 30th career double-double against Cal. State Northridge, notching 10 points and 10 rebounds while adding four assists and a block ... Scored 11 points with seven rebounds, two assists and a block against Oklahoma State ... Led the Hokies with 14 points against Purdue, adding nine rebounds, two steals and two assists ... Led the team with nine rebounds against Virginia, while scoring 12 points ... Notched his 31st career double-double against Penn State with 11 points and a team-best 13 rebounds, while adding a career-high six assists ... Scored a double-double against Mississippi State, with 12 points and a team-high 10 rebounds ... Scored a season-high 18 points against St. Bonaventure, hitting a season-high eight field goals while adding nine rebounds ... Notched his third double-double in four games with 16 points and a season-best 15 rebounds against USC Upstate, making a season-high 6-of-6 from the line ... Recorded yet another double-double versus Mount St. Mary's, scoring 14 points and 12 rebounds, going 6-for-8 at the line and registering a season-high four steals ... Led both teams with a season-high 24 points against Florida State, hitting 7-of-12 from the field and a career-best 10-of-12 at the line ... Named ACC Player of the Week on Jan. 10 ... Tabbed seven points and 10 rebounds against Maryland ... Led the Hokies with 18 points and 11 rebounds at Georgia Tech ... Once again led the Hokies with 18 points and 11 rebounds, his 37th career double-double, against Miami ... Scored his 1,500th career point at NC State, recording his third straight double-double with 15 points and 11 rebounds ... Recorded a season-high 25 points and 19 rebounds at Boston College, notching his 1,000th career board while setting a new Tech record for rebounds in ACC play ... Named ACC and Virginia Tech Player of the Week for the second time on Feb. 7 ... Scored 25 points and 14 rebounds against Georgia Tech, notching his ACC-leading 40th career double-double ... Continued his double-double streak against Maryland with 16 points and 11 rebounds ... Notched 15 rebounds, 11 points and four steals at Virginia ... Made 7-of-10 from the field at Wake Forest, scoring 17 points and eight rebounds ... Led the team with 18 points and 15 rebounds to push the Hokies past No. 1 Duke ... Earned his third ACC Player of the Week honor of the season on Feb. 28 ... Currently in fourth place all-time at Virginia Tech with 1,067 career rebounds and 223 career steals and in fifth with 149 career blocked shots ... Additionally, he has moved into 14th place all-time in career points, with 1,639.

SEASON/CAREER GAME HIGHS

| POINTS | |
|--------|------------------------------------|
| Season | 25 at BC (2/5/11), vs GT (2/13/11) |
| Career | 30 vs Boston College (1/17/09) |
| ACC | 30 vs Boston College (1/17/09) |

| MINUTES PLAYED | |
|----------------|---|
| Season | 41 vs Purdue (12/1/10) |
| Career | 44 vs Duquesne (2/18/09), vs Maryland (2/27/10) |
| ACC | 44 vs Maryland (2/27/10) |

| FIELD GOALS MADE | |
|------------------|-----------------------------------|
| Season | 10 at BC (2/5/11) vs GT (2/13/11) |
| Career | 11 vs Boston College (1/17/09) |
| ACC | 11 vs Boston College (1/17/09) |

| FIELD GOAL ATTEMPTS | |
|---------------------|-------------------------------|
| Season | 19 at Boston College (2/5/11) |
| Career | 23 vs Maryland (2/27/10) |
| ACC | 23 vs Maryland (2/27/10) |

| 3-PT FIELD GOALS MADE | |
|-----------------------|------------------------------|
| Season | 2 vs Duke (2/26/11) |
| Career | 4 vs Fairfield (11/20/08) |
| ACC | 2, 3x-last vs Duke (2/26/11) |

| 3-PT FIELD GOAL ATTEMPTS | |
|--------------------------|--|
| Season | 3, 3x-last vs St. Bonaventure (12/23/10) |
| Career | 5 vs Fairfield (11/20/08) |
| ACC | 3, 6x-last vs Virginia (12/5/10) |

| FREE THROWS MADE | |
|------------------|------------------------------|
| Season | 10 vs Florida State (1/8/11) |
| Career | 10 vs Florida State (1/8/11) |
| ACC | 10 vs Florida State (1/8/11) |

| FREE THROW ATTEMPTS | |
|---------------------|--------------------------------|
| Season | 12 vs Florida State (1/8/11) |
| Career | 15 vs Seton Hall (11/23/08) |
| ACC | 13 at Boston College (1/31/09) |

| REBOUNDS | |
|----------|-------------------------------|
| Season | 19 at Boston College (2/5/11) |
| Career | 21 vs Longwood (12/14/08) |
| ACC | 19 at Boston College (2/5/11) |

| ASSISTS | |
|---------|-------------------------------|
| Season | 6 vs Penn State (12/12/10) |
| Career | 6 vs Penn State (12/12/10) |
| ACC | 3, 4x-last at Miami (1/31/10) |

| BLOCKS | |
|--------|----------------------------------|
| Season | 4 vs Campbell (11/12/10) |
| Career | 5 vs Fairfield (11/20/08) |
| ACC | 4, 3x-last vs Virginia (2/13/10) |

| STEALS | |
|--------|--|
| Season | 4 vs Mt. St. Mary's (1/2/11), at UVa (2/19/11) |
| Career | 6 at NC State (3/9/08), UNCG (11/17/09) |
| ACC | 6 at NC State (3/9/08), UNCG (11/17/09) |



CAREER STATISTICS

| Year | GP-GS | Min-Avg. | FGM-FGA-Pct. | 3FG-FGA-Pct. | FTM-FTA-Pct. | Off.-Def. | Reb-Avg. | A-TO | Blk | Stl | TP-Avg. |
|--------------|----------------|------------------|----------------------|--------------------|---------------------|----------------|-----------------|----------------|------------|------------|------------------|
| 07-08 | 33-32 | 929-28.2 | 155-316-.491 | 4-19-.211 | 74-122-.607 | 70-181 | 251-7.6 | 30-89 | 41 | 69 | 388-11.8 |
| 08-09 | 33-33 | 1006-30.5 | 158-324-.488 | 17-42-.405 | 118-193-.611 | 93-184 | 277-8.4 | 43-90 | 42 | 61 | 451-13.7 |
| 09-10 | 34-31 | 895-26.3 | 156-332-.470 | 10-39-.256 | 87-131-.664 | 73-180 | 253-7.4 | 40-76 | 42 | 59 | 409-12.0 |
| 10-11 | 28-28 | 911-32.5 | 154-304-.507 | 5-30-.167 | 78-119-.655 | 79-207 | 286-10.2 | 51-78 | 24 | 34 | 391-14.0 |
| Total | 128-124 | 3741-29.2 | 623-1276-.488 | 36-130-.277 | 357-565-.632 | 315-752 | 1067-8.3 | 164-333 | 149 | 223 | 1639-12.8 |

TERRELL BELL

SENIOR • FORWARD • 6-7 • 205
STONE MOUNTAIN, GA. • STONE MOUNTAIN

#1



SEASON STATISTICS

| Opponent | Min | FG-A-% | 3FG-A-% | FT-A-% | O-D-T | A | TO | Blk | Stl | Pts |
|------------------------|-----|-----------|-----------|-----------|--------|---|----|-----|-----|-----|
| CAMPBELL | 36 | 6-11-.545 | 2-5-.400 | 3-6-.500 | 3-5-8 | 2 | 3 | 2 | 1 | 17 |
| Kansas State | 23 | 0-1-.000 | 0-0-.000 | 0-0-.000 | 0-3-3 | 1 | 1 | 3 | 0 | 0 |
| UNC-Greensboro | 21 | 1-4-.250 | 0-3-.000 | 1-2-.500 | 1-3-4 | 0 | 0 | 1 | 2 | 3 |
| Cal. State Northridge# | 32 | 0-4-.000 | 0-1-.000 | 2-3-.667 | 1-5-6 | 4 | 1 | 2 | 0 | 2 |
| Oklahoma State# | 30 | 2-4-.500 | 2-3-.667 | 0-2-.000 | 2-5-7 | 3 | 3 | 0 | 1 | 6 |
| UNLV# | 39 | 5-6-.833 | 2-2-1.000 | 0-0-.000 | 2-5-7 | 3 | 1 | 1 | 0 | 12 |
| PURDUE% | 41 | 1-4-.250 | 0-1-.000 | 3-4-.750 | 3-8-11 | 3 | 0 | 1 | 0 | 5 |
| VIRGINIA* | 33 | 2-2-1.000 | 1-1-1.000 | 0-0-.000 | 0-3-2 | 2 | 2 | 2 | 1 | 5 |
| PENN STATE | 36 | 6-12-.500 | 0-2-.000 | 1-2-.500 | 3-7-10 | 3 | 3 | 1 | 0 | 13 |
| Mississippi State^ | 26 | 2-7-.286 | 2-3-.667 | 0-0-.000 | 3-2-5 | 1 | 3 | 1 | 1 | 6 |
| St. Bonaventure | 43 | 1-3-.333 | 1-3-.333 | 2-4-.500 | 1-8-9 | 3 | 3 | 0 | 4 | 5 |
| USC UPSTATE | 30 | 3-7-.429 | 0-2-.000 | 0-0-.000 | 0-2-2 | 2 | 1 | 0 | 1 | 6 |
| MT. ST. MARY'S | 28 | 2-3-.667 | 0-1-.000 | 1-3-.333 | 1-4-5 | 3 | 1 | 4 | 0 | 5 |
| FLORIDA STATE* | 37 | 2-4-.500 | 0-0-.000 | 0-0-.000 | 2-2-2 | 2 | 3 | 1 | 1 | 4 |
| North Carolina* | 28 | 1-2-.500 | 0-1-.000 | 0-0-.000 | 1-5-6 | 0 | 3 | 1 | 1 | 2 |
| WAKE FOREST* | 23 | 5-7-.714 | 2-2-1.000 | 0-0-.000 | 1-2-3 | 3 | 0 | 1 | 2 | 12 |
| Maryland* | 29 | 1-3-.333 | 0-0-.000 | 0-0-.000 | 1-6-7 | 2 | 0 | 1 | 0 | 2 |
| LONGWOOD | 29 | 3-7-.429 | 1-4-.250 | 0-0-.000 | 2-5-7 | 0 | 2 | 2 | 0 | 7 |
| Georgia Tech* | 28 | 3-6-.500 | 1-3-.333 | 0-0-.000 | 2-4-6 | 1 | 0 | 0 | 1 | 7 |
| MIAMI* | 31 | 1-4-.250 | 1-3-.333 | 3-4-.750 | 0-3-2 | 2 | 2 | 0 | 1 | 6 |
| NC State* | 33 | 4-8-.500 | 1-3-.333 | 4-4-1.000 | 3-2-5 | 0 | 1 | 0 | 0 | 13 |
| Boston College* | 37 | 2-2-1.000 | 0-0-.000 | 3-3-1.000 | 1-1-2 | 2 | 0 | 0 | 0 | 7 |
| GEORGIA TECH* | 23 | 4-6-.667 | 1-2-.500 | 4-6-.667 | 1-1-2 | 2 | 0 | 0 | 0 | 13 |
| MARYLAND* | 38 | 5-5-1.000 | 5-5-1.000 | 1-4-.250 | 1-7-8 | 3 | 2 | 1 | 3 | 16 |
| Virginia* | 36 | 0-2-.000 | 0-1-.000 | 2-2-1.000 | 0-2-2 | 2 | 3 | 0 | 1 | 2 |
| Wake Forest* | 32 | 2-2-1.000 | 0-0-.000 | 2-2-1.000 | 3-3-6 | 3 | 3 | 1 | 1 | 6 |
| DUKE* | 38 | 4-8-.500 | 2-4-.500 | 2-2-1.000 | 3-3-6 | 1 | 0 | 1 | 0 | 12 |
| BOSTON COLLEGE* | 33 | 2-7-.286 | 0-4-.000 | 0-0-.000 | 2-6-8 | 2 | 1 | 1 | 0 | 4 |
| Clemson* | | | | | | | | | | |

*- ACC games; # - 76 Classic (Anaheim, Calif.); % - Big 10/ACC Challenge; ^ - Battle at Atlantis (Bahamas); @ - ACC Tournament

SEASON/CAREER GAME HIGHS

POINTS

| | |
|--------|---------------------------|
| Season | 17 vs Campbell (11/12/10) |
| Career | 17 vs Campbell (11/12/10) |
| ACC | 16 vs Maryland (2/15/11) |

MINUTES PLAYED

| | |
|--------|----------------------------------|
| Season | 43 vs St. Bonaventure (12/23/10) |
| Career | 43 vs St. Bonaventure (12/23/10) |
| ACC | 40 at Georgia Tech (3/6/10) |

FIELD GOALS MADE

| | |
|--------|---|
| Season | 6 vs Campbell (11/12/10), vs PSU (12/12/10) |
| Career | 6, 3x-last vs Penn State (12/12/10) |
| ACC | 5, 3x-last vs Maryland (2/15/11) |

FIELD GOAL ATTEMPTS

| | |
|--------|--------------------------------|
| Season | 12 vs Penn State (12/12/10) |
| Career | 12 vs Penn State (12/12/10) |
| ACC | 11 at North Carolina (1/10/10) |

3-PT FIELD GOALS MADE

| | |
|--------|-------------------------|
| Season | 5 vs Maryland (2/15/11) |
| Career | 5 vs Maryland (2/15/11) |
| ACC | 5 vs Maryland (2/15/11) |

3-PT FIELD GOAL ATTEMPTS

| | |
|--------|--|
| Season | 5 vs Campbell (11/12/10), vs UMd (2/15/11) |
| Career | 9 vs Miami (3/12/10) |
| ACC | 9 vs Miami (3/12/10) |

FREE THROWS MADE

| | |
|--------|---|
| Season | 4 at NC State (2/2/11), vs GT (2/13/11) |
| Career | 4, 4x-last vs Georgia Tech (2/13/11) |
| ACC | 4, 3x-last vs Georgia Tech (2/13/11) |

FREE THROW ATTEMPTS

| | |
|--------|---|
| Season | 6 vs Campbell (11/12/10), vs GT (2/13/11) |
| Career | 6, 3x-last vs Georgia Tech (2/13/11) |
| ACC | 6 vs Georgia Tech (2/13/11) |

REBOUNDS

| | |
|--------|-----------------------------|
| Season | 11 vs Purdue (12/1/10) |
| Career | 14 vs Wake Forest (2/16/10) |
| ACC | 14 vs Wake Forest (2/16/10) |

ASSISTS

| | |
|--------|--------------------------------|
| Season | 4 vs CSU-Northridge (11/25/10) |
| Career | 6 vs Quinnipiac (3/17/10) |
| ACC | 6 vs Quinnipiac (3/17/10) |

BLOCKS

| | |
|--------|---------------------------------------|
| Season | 4 vs Mt. St. Mary's (1/2/11) |
| Career | 4, 3x-last vs Mt. St. Mary's (1/2/11) |
| ACC | 4 vs Wake Forest (2/16/10) |

STEALS

| | |
|--------|---|
| Season | 4 vs St. Bonaventure (12/23/10) |
| Career | 4 vs St. Bonaventure (12/23/10) |
| ACC | 3 at Miami (1/31/10), vs Maryland (2/15/11) |



2010-2011 NOTES

Scored a career-high 17 points, tying career highs for field goals made (6) and attempted (11), along with free-throw attempts (11) in the season opener against Campbell, pitching in eight rebounds ... Tied for the team lead in blocked shots (3) against No. 3 Kansas State ... Had six rebounds, four assists and two blocks against Cal. State Northridge ... Went 2-for-3 from the 3-point line with seven rebounds and three assists against Oklahoma State ... Scored 12 points against UNLV, going 5-for-6 in the field including 2-of-2 from the 3-point line, and added seven rebounds, three assists and a blocked shot ... Notched a season-high 11 assists against Purdue, adding five points, three assists and a block ... Was perfect in shooting against Virginia, sinking a field goal and a 3-pointer, while adding three rebounds, two assists, two blocks and a steal ... Recorded his second career double-double against Penn State, scoring 13 points and grabbing 10 rebounds, while adding three assists and a blocked shot ... Tied his career high in made field goals with six against Penn State, while taking a career-high 12 shots from the field ... Grabbed nine boards and a career-high four steals against St. Bonaventure ... Scored six points with two rebounds and two assists against USC Upstate ... Tied a career-high with four blocked shots against Mount St. Mary's, while adding five points and five rebounds ... Went 5-for-7 from the field for a total of 12 points against Wake Forest, adding three assists, three rebounds, two steals and a block ... Notched seven points, seven rebounds and two blocks against Longwood ... Scored seven points, including Tech's only three-pointer, with six rebounds at Georgia Tech ... Was a point shy of his ACC career high, scoring 13 points with five rebounds at NC State ... Was perfect in shooting at Boston College, going 3-for-3 at the line and 2-for-2 from the field for a total of seven points ... Scored 13 points against Georgia Tech ... Was perfect from the field against Maryland, making a career-high 5-of-5 three-pointers for an ACC career-high 16 points with eight rebounds, three assists and three steals ... Notched 12 points and six rebounds against No. 1 Duke ... Grabbed eight boards against Boston College.


CAREER STATISTICS

| Year | GP-GS | Min-Avg. | FGM-FGA-Pct. | 3FG-FGA-Pct. | FTM-FTA-Pct. | Off.-Def. | Reb-Avg. | A-TO | Blk | Stl | TP-Avg. |
|--------------|---------------|------------------|---------------------|--------------------|--------------------|----------------|----------------|----------------|-----------|-----------|----------------|
| 07-08 | 33-0 | 233-7.1 | 20-46-.435 | 5-23-.217 | 16-24-.667 | 15-18 | 33-1.0 | 18-13 | 4 | 10 | 61-1.8 |
| 08-09 | 32-2 | 396-12.4 | 29-87-.333 | 6-31-.194 | 11-24-.458 | 37-48 | 85-2.7 | 31-24 | 7 | 13 | 75-2.3 |
| 09-10 | 34-33 | 962-28.3 | 75-171-.439 | 22-61-.361 | 36-57-.632 | 56-152 | 208-6.1 | 68-51 | 38 | 27 | 208-6.1 |
| 10-11 | 28-28 | 893-31.9 | 70-141-.496 | 24-59-.407 | 34-53-.642 | 43-112 | 155-5.5 | 55-42 | 28 | 22 | 198-7.1 |
| Total | 127-63 | 2484-19.6 | 194-445-.436 | 57-174-.328 | 97-158-.614 | 151-330 | 481-3.8 | 172-130 | 77 | 72 | 542-4.3 |

MALCOLM DELANEY

SENIOR • GUARD • 6-3 • 190
BALTIMORE, MD. • TOWSON CATHOLIC

#23



SEASON STATISTICS

| Opponent | Min | FG-A-% | 3FG-A-% | FT-A-% | O-D-T | A | TO | Blk | Stl | Pts |
|------------------------|-----|------------|-----------|-------------|-------|---|----|-----|-----|-----|
| CAMPBELL | 39 | 3-9-.333 | 3-8-.375 | 11-11-1.000 | 1-3-4 | 2 | 3 | 0 | 0 | 20 |
| Kansas State | 39 | 6-18-.333 | 2-6-.333 | 8-9-.889 | 1-5-6 | 5 | 9 | 0 | 3 | 22 |
| UNC-Greensboro | 35 | 8-12-.667 | 1-4-.250 | 6-6-1.000 | 0-0-0 | 4 | 9 | 0 | 4 | 23 |
| Cal. State Northridge# | 40 | 6-11-.545 | 3-6-.500 | 2-3-.667 | 0-4-4 | 7 | 5 | 0 | 1 | 17 |
| Oklahoma State# | 39 | 3-8-.375 | 0-2-.500 | 10-11-.909 | 2-1-3 | 1 | 5 | 0 | 0 | 16 |
| UNLV# | 40 | 9-14-.643 | 7-9-.777 | 5-8-.625 | 1-3-4 | 4 | 4 | 0 | 2 | 30 |
| PURDUE% | 42 | 2-18-.111 | 1-6-.167 | 4-4-1.000 | 2-3-5 | 2 | 4 | 0 | 1 | 9 |
| VIRGINIA* | 40 | 10-15-.667 | 4-7-.571 | 2-2-1.000 | 2-1-3 | 1 | 3 | 0 | 1 | 26 |
| PENN STATE | 39 | 6-9-.667 | 5-7-.714 | 1-1-1.000 | 0-1-1 | 8 | 3 | 0 | 1 | 18 |
| Mississippi State^ | 35 | 5-12-.417 | 3-8-.375 | 6-8-.750 | 1-4-5 | 4 | 3 | 0 | 1 | 19 |
| St. Bonaventure | 43 | 5-15-.333 | 2-6-.333 | 7-8-.875 | 0-3-3 | 5 | 2 | 0 | 1 | 19 |
| USC UPSTATE | 39 | 6-13-.461 | 1-5-.200 | 4-6-.667 | 1-0-1 | 5 | 1 | 1 | 2 | 17 |
| MT. ST. MARY'S | 23 | 5-7-.714 | 2-4-.500 | 0-0-0.000 | 0-2-2 | 5 | 2 | 0 | 2 | 12 |
| FLORIDA STATE* | 39 | 3-10-.300 | 0-3-.000 | 7-7-1.000 | 0-5-5 | 3 | 0 | 0 | 3 | 13 |
| North Carolina* | 39 | 8-18-.444 | 7-12-.583 | 5-7-.714 | 1-1-2 | 5 | 4 | 0 | 4 | 28 |
| WAKE FOREST* | 34 | 3-9-.333 | 1-4-.250 | 2-2-1.000 | 0-2-2 | 9 | 1 | 0 | 0 | 9 |
| Maryland* | 39 | 5-11-.455 | 2-4-.500 | 7-8-.875 | 1-4-5 | 7 | 3 | 0 | 2 | 19 |
| LONGWOOD | 36 | 6-14-.429 | 1-5-.200 | 10-12-.833 | 2-3-5 | 4 | 1 | 0 | 1 | 23 |
| Georgia Tech* | 40 | 3-11-.273 | 0-3-.000 | 2-2-1.000 | 0-1-1 | 5 | 8 | 0 | 1 | 8 |
| MIAMI* | 40 | 4-10-.400 | 3-7-.429 | 3-4-.750 | 0-1-1 | 4 | 1 | 0 | 1 | 14 |
| NC State* | 38 | 7-16-.438 | 2-5-.400 | 6-6-1.000 | 0-2-2 | 4 | 1 | 0 | 2 | 22 |
| Boston College* | 40 | 6-17-.353 | 3-7-.429 | 4-5-.800 | 0-4-4 | 0 | 1 | 0 | 0 | 19 |
| GEORGIA TECH* | 34 | 9-14-.643 | 3-4-.750 | 12-14-.857 | 2-4-6 | 5 | 5 | 0 | 3 | 33 |
| MARYLAND* | 40 | 3-14-.214 | 2-6-.333 | 14-14-1.000 | 4-2-6 | 5 | 0 | 0 | 3 | 22 |
| Virginia* | 40 | 8-22-.364 | 6-15-.400 | 0-1-.000 | 1-0-1 | 3 | 1 | 0 | 2 | 22 |
| Wake Forest* | 40 | 6-11-.545 | 3-4-.750 | 2-2-1.000 | 0-5-5 | 3 | 5 | 0 | 2 | 17 |
| DUKE* | 40 | 4-15-.267 | 1-6-.167 | 2-2-1.000 | 1-6-7 | 4 | 3 | 0 | 1 | 11 |
| BOSTON COLLEGE* | 38 | 6-14-.429 | 2-7-.286 | 3-4-.750 | 0-5-5 | 3 | 2 | 1 | 0 | 17 |
| Clemson* | | | | | | | | | | |

*- ACC games; #- 76 Classic (Anaheim, Calif.); %- Big 10/ACC Challenge; ^- Battle at Atlantis (Bahamas); @ - ACC Tournament

SEASON/CAREER GAME HIGHS

POINTS

| | |
|--------|------------------------------|
| Season | 33 vs Georgia Tech (2/13/11) |
| Career | 37 vs Clemson (1/29/09) |
| ACC | 37 vs Clemson (1/29/09) |

MINUTES PLAYED

| | |
|--------|----------------------------------|
| Season | 43 vs St. Bonaventure (12/23/10) |
| Career | 50 vs Maryland (2/27/10) |
| ACC | 50 vs Maryland (2/27/10) |

FIELD GOALS MADE

| | |
|--------|--------------------------|
| Season | 10 vs Virginia (12/5/10) |
| Career | 11 vs Clemson (1/29/09) |
| ACC | 11 vs Clemson (1/29/09) |

FIELD GOAL ATTEMPTS

| | |
|--------|--------------------------|
| Season | 22 at Virginia (2/19/11) |
| Career | 24 at Virginia (1/28/10) |
| ACC | 24 at Virginia (1/28/10) |

3-PT FIELD GOALS MADE

| | |
|--------|--|
| Season | 7 vs UNLV (11/28/10), at UNC (1/13/11) |
| Career | 7 vs UNLV (11/28/10), at UNC (1/13/11) |
| ACC | 7 at North Carolina (1/13/11) |

3-PT FIELD GOAL ATTEMPTS

| | |
|--------|--------------------------|
| Season | 15 at Virginia (2/19/11) |
| Career | 15 at Virginia (2/19/11) |
| ACC | 15 at Virginia (2/19/11) |

FREE THROWS MADE

| | |
|--------|--------------------------|
| Season | 14 vs Maryland (2/15/11) |
| Career | 20 vs Clemson (2/6/10) |
| ACC | 20 vs Clemson (2/6/10) |

FREE THROW ATTEMPTS

| | |
|--------|---|
| Season | 14 vs GT (2/13/11), vs Maryland (2/15/11) |
| Career | 23 vs Clemson (2/6/10) |
| ACC | 23 vs Clemson (2/6/10) |

REBOUNDS

| | |
|--------|---|
| Season | 7 vs Duke (2/26/11) |
| Career | 9 vs Columbia (12/20/08), vs WF (2/16/10) |
| ACC | 9 vs Wake Forest (2/16/10) |

ASSISTS

| | |
|--------|--------------------------------|
| Season | 9 vs Wake Forest (1/15/11) |
| Career | 10 vs North Carolina (3/13/09) |
| ACC | 10 vs North Carolina (3/13/09) |

BLOCKS

| | |
|--------|---|
| Season | 1 vs USC Upstate (12/30/10), vs BC (3/1/11) |
| Career | 2, 4x-last at NC State (2/10/10) |
| ACC | 1, 4x-last vs Boston College (3/1/11) |

STEALS

| | |
|--------|--|
| Season | 4 vs UNCG (11/21/10), at UNC (1/13/11) |
| Career | 5 at St. Johns (12/21/08) |
| ACC | 4, 5x-last at North Carolina (1/13/11) |



2010-2011 NOTES

Scored 20 points including going 11-for-11 from the free-throw line in the season opener against Campbell ... The Campbell game marks the 20th time he made 10-or-more free throws in a game and the seventh time he made 10-plus and was perfect at the line ... Led both teams with 22 points, going 8-for-9 at the line, and added six rebounds and a game-high five assists and three steals against No. 3 Kansas State ... Led the team with 23 points, going 6-for-6 at the line and 8-for-12 in the field against UNC-Greensboro, and added four steals and four assists ... Played all 40 minutes against Cal. State Northridge, scoring 17 points with seven assists and four rebounds ... Scored 16 points, going 10-for-11 at the free-throw line against Oklahoma State, marking his 21st career game with 10 or more made free throws ... Led both teams with a season-high 30 points against UNLV, making a career-high seven 3-pointers, while adding four rebounds, four assists and two steals ... Named to the all-tournament team for the 76 Classic, scoring 63 points in three games ... Named ACC Player of the Week and Virginia Tech Athlete of the Week on Nov. 29 for his performance in the 76 Classic ... Led both teams with 26 points against Virginia, making double-digit field goals for the first time this season ... Notched a team-leading 18 points and eight assists against Penn State, sinking five of seven from beyond the 3-point arc ... Scored a game-best 19 points against Mississippi State, adding five rebounds, four assists and a steal ... Scored a team-leading 19 points with five assists against St. Bonaventure ... Notched his first blocked shot of the season against USC Upstate, while scoring 17 points and five assists ... Made 7-of-7 from the free-throw line, scoring 13 total, against Florida State, adding five rebounds, three assists and three steals ... Scored 28 points at North Carolina, tying his career high with seven three-pointers made, while adding five assists and four steals ... Dished out a season-high nine assists while scoring nine points against Wake Forest ... Notched 19 points with seven assists and five rebounds at Maryland ... Scored 23 points, including 10-of-12 at the line, against Longwood, while adding five rebounds and four assists ... Became the fourth player in Tech history to score 2,000 career points, notching a game-best 22 points at NC State ... Scored 19 points, 17 in the second half alone, at Boston College ... Recorded a season-high 33 points against Georgia Tech, going 9-for-14 in the field and 12-for-14 at the line, while adding six rebounds and five assists ... Made a season-high 14-of-14 from the line against Maryland with a total of 22 points, six rebounds, five assists and three steals ... Scored 22 points including six three-pointers at Virginia ... Notched 17 points at Wake Forest ... Recorded a season-high seven rebounds against No. 1 Duke ... Currently sits in second place all-time at Virginia Tech with 523 career assists and in third with 2,143 career points.

CAREER STATISTICS

| Year | GP-GS | Min-Avg. | FGM-FGA-Pct. | 3FG-FGA-Pct. | FTM-FTA-Pct. | Off-Def. | Reb-Avg. | A-TO | Blk | Stl | TP-Avg. |
|--------------|----------------|------------------|----------------------|---------------------|---------------------|----------------|----------------|----------------|-----------|------------|------------------|
| 07-08 | 35-24 | 954-27.3 | 102-243-.420 | 47-117-.402 | 85-108-.787 | 22-78 | 100-2.9 | 107-78 | 4 | 28 | 336-9.6 |
| 08-09 | 34-34 | 1255-36.9 | 160-416-.385 | 70-198-.354 | 225-259-.869 | 34-102 | 136-4.0 | 152-97 | 11 | 50 | 615-18.1 |
| 09-10 | 33-33 | 1179-35.7 | 187-483-.387 | 63-206-.306 | 230-273-.842 | 30-92 | 122-3.7 | 147-99 | 3 | 41 | 667-20.2 |
| 10-11 | 28-28 | 1070-38.2 | 155-367-.422 | 70-170-.412 | 145-167-.868 | 23-75 | 98-3.5 | 117-89 | 2 | 44 | 525-18.8 |
| Total | 130-119 | 4458-34.3 | 604-1509-.400 | 250-691-.362 | 685-807-.849 | 109-347 | 456-3.5 | 523-363 | 20 | 163 | 2143-16.5 |

DORENZO HUDSON

SENIOR • GUARD • 6-5 • 220
CHARLOTTE, N.C. • HARGRAVE MIL. ACAD.

#5



SEASON STATISTICS

| Opponent | Min | FG-A-% | 3FG-A-% | FT-A-% | O-D-T | A | TO | Blk | Stl | Pts |
|------------------------|-----|-----------|----------|-----------|-------|---|----|-----|-----|--------------|
| CAMPBELL | 25 | 4-9-.444 | 0-2-.000 | 2-4-.500 | 1-0-1 | 1 | 4 | 0 | 0 | 10 |
| Kansas State | 30 | 5-13-.385 | 2-4-.500 | 0-0-.000 | 3-3-6 | 1 | 2 | 0 | 1 | 12 |
| UNC-Greensboro | 32 | 6-10-.600 | 0-1-.000 | 5-6-.833 | 1-3-4 | 0 | 0 | 0 | 2 | 17 |
| Cal. State Northridge# | 37 | 8-15-.533 | 0-2-.000 | 4-4-1.000 | 0-2-2 | 3 | 3 | 0 | 0 | 20 |
| Oklahoma State# | 38 | 3-8-.375 | 0-1-.000 | 2-6-.333 | 1-5-6 | 1 | 4 | 0 | 1 | 8 |
| UNLV# | 36 | 0-7-.000 | 0-1-.000 | 0-0-.000 | 1-0-1 | 4 | 5 | 0 | 1 | 0 |
| PURDUE% | 37 | 2-5-.400 | 0-0-.000 | 1-2-.500 | 2-2-4 | 1 | 4 | 0 | 0 | 5 |
| VIRGINIA* | 31 | 2-7-.286 | 1-3-.333 | 0-0-.000 | 0-2-2 | 1 | 2 | 0 | 1 | 5 |
| PENN STATE | | | | | | | | | | DID NOT PLAY |
| Mississippi State^ | 23 | 5-8-.525 | 1-4-.250 | 6-6-1.000 | 1-1-2 | 1 | 0 | 0 | 2 | 17 |
| St. Bonaventure | | | | | | | | | | DID NOT PLAY |
| USC UPSTATE | | | | | | | | | | DID NOT PLAY |
| MT. ST. MARY'S | | | | | | | | | | DID NOT PLAY |
| FLORIDA STATE* | | | | | | | | | | DID NOT PLAY |
| North Carolina* | | | | | | | | | | DID NOT PLAY |
| WAKE FOREST* | | | | | | | | | | DID NOT PLAY |
| Maryland* | | | | | | | | | | DID NOT PLAY |
| LONGWOOD | | | | | | | | | | DID NOT PLAY |
| Georgia Tech* | | | | | | | | | | DID NOT PLAY |
| MIAMI* | | | | | | | | | | DID NOT PLAY |
| NC State* | | | | | | | | | | DID NOT PLAY |
| Boston College* | | | | | | | | | | DID NOT PLAY |
| GEORGIA TECH* | | | | | | | | | | DID NOT PLAY |
| MARYLAND* | | | | | | | | | | DID NOT PLAY |
| Virginia* | | | | | | | | | | DID NOT PLAY |
| Wake Forest* | | | | | | | | | | DID NOT PLAY |
| DUKE* | | | | | | | | | | DID NOT PLAY |
| BOSTON COLLEGE* | | | | | | | | | | DID NOT PLAY |
| Clemson* | | | | | | | | | | DID NOT PLAY |

*- ACC games; #- 76 Classic (Anaheim, Calif.); % - Big 10/ACC Challenge; ^- Battle at Atlantis (Bahamas); @ - ACC Tournament

SEASON/CAREER GAME HIGHS

| POINTS | |
|--------|---------------------------------|
| Season | 20 vs CSU-Northridge (11/25/10) |
| Career | 41 vs Seton Hall (1/2/10) |
| ACC | 23 at NC State (2/10/10) |

| MINUTES PLAYED | |
|----------------|-------------------------------|
| Season | 38 vs Oklahoma St. (11/26/10) |
| Career | 45 vs Maryland (2/27/10) |
| ACC | 45 vs Maryland (2/27/10) |

| FIELD GOALS MADE | |
|------------------|--------------------------------|
| Season | 8 vs CSU-Northridge (11/25/10) |
| Career | 12 vs UConn (3/22/10) |
| ACC | 9 at NC State (2/10/10) |

| FIELD GOAL ATTEMPTS | |
|---------------------|--|
| Season | 15 vs CSU-Northridge (11/25/10) |
| Career | 22 vs Seton Hall (1/2), at UNC (1/10/10) |
| ACC | 22 at North Carolina (1/10/10) |

| 3-PT FIELD GOALS MADE | |
|-----------------------|----------------------|
| Season | 2 at KSU (11/16/10) |
| Career | 4 at Miami (1/31/10) |
| ACC | 4 at Miami (1/31/10) |

| 3-PT FIELD GOAL ATTEMPTS | |
|--------------------------|--|
| Season | 4 at KSU (11/16/10), vs MSU (12/18/10) |
| Career | 8 at Miami (1/31/10) |
| ACC | 8 at Miami (1/31/10) |

| FREE THROWS MADE | |
|------------------|-----------------------------------|
| Season | 6 vs Mississippi State (12/18/10) |
| Career | 20 vs Seton Hall (1/2/10) |
| ACC | 9 vs Wake Forest (2/16/10) |

| FREE THROW ATTEMPTS | |
|---------------------|--|
| Season | 6, 3x-last vs Mississippi State (12/18/10) |
| Career | 21 vs Seton Hall (1/2/10) |
| ACC | 12 vs Wake Forest (2/16/10) |

| REBOUNDS | |
|----------|---|
| Season | 6 at KSU (11/16/10), vs OSU (11/26/10) |
| Career | 7, three times, last vs UConn (3/22/10) |
| ACC | 7 vs Wake Forest (2/16/10) |

| ASSISTS | |
|---------|------------------------|
| Season | 4 vs UNLV (11/28/10) |
| Career | 6 vs Brown (11/15/09) |
| ACC | 4 vs NC State (3/3/10) |

| BLOCKS | |
|--------|--------------------------------------|
| Season | N/A |
| Career | 2 vs UMBC (12/22/09) |
| ACC | 1, four times, last vs UNC (3/13/09) |

| STEALS | |
|--------|---|
| Season | 2 vs UNCG (11/21/10), vs MSU (12/18/10) |
| Career | 3 vs Hofstra (12/28/07) |
| ACC | 2, three times, last at BC (2/24/10) |



2010-2011 NOTES

Scored 10 points in 25 minutes of play against Campbell ... Scored 12 points with six rebounds at No. 3 Kansas State ... Second on the team in scoring with 17 points against UNC Greensboro, going 5-for-6 at the line, and added four rebounds and two steals ... Scored a season-high 20 points against Cal. State Northridge, making eight shots from the field and going 4-for-4 at the line, and added three assists ... Tied his season high with six assists against Oklahoma State ... Notched four assists and a steal against UNLV ... Missed the Penn State game due to a calf injury ... Scored 17 points off the bench against Mississippi, making 6-of-6 from the line, and added two steals and an assist ... Will sit out the remainder of the season with a medical redshirt due to an injury to his right foot.

CAREER STATISTICS


| Year | GP-GS | Min-Avg. | FGM-FGA-Pct. | 3FG-FGA-Pct. | FTM-FTA-Pct. | Off-Def. | Reb-Avg. | A-TO | Blk | Stl | TP-Avg. |
|--------------|---------------|------------------|---------------------|--------------------|---------------------|---------------|----------------|----------------|-----------|-----------|----------------|
| 07-08 | 26-2 | 321-12.3 | 37-104-.356 | 10-47-.213 | 6-11-.545 | 14-23 | 37-1.4 | 12-22 | 2 | 9 | 90-3.5 |
| 08-09 | 34-24 | 702-20.6 | 55-152-.362 | 23-69-.333 | 24-30-.800 | 15-48 | 63-1.9 | 38-36 | 4 | 19 | 157-4.6 |
| 09-10 | 33-33 | 1155-35.0 | 174-398-.437 | 35-120-.292 | 117-155-.755 | 33-81 | 114-3.5 | 63-57 | 8 | 25 | 500-15.2 |
| 10-11 | 9-8 | 289-32.1 | 35-82-.427 | 4-18-.222 | 20-28-.714 | 10-18 | 28-3.1 | 13-24 | 0 | 8 | 94-10.4 |
| Total | 102-67 | 2467-24.2 | 301-736-.409 | 72-254-.283 | 167-224-.746 | 72-170 | 242-2.4 | 126-139 | 14 | 61 | 841-8.2 |

PAUL DEBNAM

SENIOR • GUARD • 6-3 • 195

FARMVILLE, VA. • PRINCE EDWARD COUNTY

#32



SEASON STATISTICS

| Opponent | Min | FG-A-% | 3FG-A-% | FT-A-% | O-D-T | A | TO | Blk | Stl | Pts |
|------------------------|-----|-----------|----------|--------------|-------|---|----|-----|-----|-----|
| CAMPBELL | | | | DID NOT PLAY | | | | | | |
| Kansas State | | | | DID NOT PLAY | | | | | | |
| UNC-Greensboro | | | | DID NOT PLAY | | | | | | |
| Cal. State Northridge# | | | | DID NOT PLAY | | | | | | |
| Oklahoma State# | | | | DID NOT PLAY | | | | | | |
| UNLV# | | | | DID NOT PLAY | | | | | | |
| PURDUE% | | | | DID NOT PLAY | | | | | | |
| VIRGINIA* | | | | DID NOT PLAY | | | | | | |
| PENN STATE | | | | DID NOT PLAY | | | | | | |
| Mississippi State^ | 2 | 0-2-.000 | 0-1-.000 | 0-0-.000 | 0-2-2 | 0 | 0 | 1 | 0 | 0 |
| St. Bonaventure | | | | DID NOT PLAY | | | | | | |
| USC UPSTATE | 1 | 0-1-.000 | 0-0-.000 | 0-0-.000 | 0-0-0 | 0 | 0 | 0 | 0 | 0 |
| MT. ST. MARY'S | 13 | 3-5-.600 | 1-3-.333 | 0-4-.000 | 1-3-4 | 2 | 0 | 0 | 0 | 7 |
| FLORIDA STATE* | | | | DID NOT PLAY | | | | | | |
| North Carolina* | | | | DID NOT PLAY | | | | | | |
| WAKE FOREST* | 4 | 2-3-.667 | 0-0-.000 | 0-0-.000 | 1-0-1 | 1 | 0 | 0 | 1 | 4 |
| Maryland* | 1 | 0-0-.000 | 0-0-.000 | 0-0-.000 | 0-0-0 | 0 | 0 | 0 | 0 | 0 |
| LONGWOOD | 2 | 0-0-.000 | 0-0-.000 | 0-0-.000 | 0-0-0 | 0 | 0 | 0 | 0 | 0 |
| Georgia Tech* | | | | DID NOT PLAY | | | | | | |
| MIAMI* | | | | DID NOT PLAY | | | | | | |
| NC State* | | | | DID NOT PLAY | | | | | | |
| Boston College* | | | | DID NOT PLAY | | | | | | |
| GEORGIA TECH* | 2 | 1-1-1.000 | 0-0-.000 | 0-0-.000 | 0-0-0 | 0 | 0 | 0 | 0 | 2 |
| MARYLAND* | | | | DID NOT PLAY | | | | | | |
| Virginia* | | | | DID NOT PLAY | | | | | | |
| Wake Forest* | | | | DID NOT PLAY | | | | | | |
| DUKE* | | | | DID NOT PLAY | | | | | | |
| BOSTON COLLEGE* | | | | DID NOT PLAY | | | | | | |
| Clemson* | | | | DID NOT PLAY | | | | | | |

* - ACC games; # - 76 Classic (Anaheim, Calif); % - Big 10/ACC Challenge; ^ - Battle at Atlantis (Bahamas); @ - ACC Tournament

SEASON/CAREER GAME HIGHS

| POINTS | |
|--------|------------------------------|
| Season | 7 vs Mt. St. Mary's (1/2/11) |
| Career | 7 vs Mt. St. Mary's (1/2/11) |
| ACC | 4 vs Wake Forest (1/15/11) |

| MINUTES PLAYED | |
|----------------|-------------------------------|
| Season | 13 vs Mt. St. Mary's (1/2/11) |
| Career | 13 vs Mt. St. Mary's (1/2/11) |
| ACC | 4 vs Wake Forest (1/15/11) |

| FIELD GOALS MADE | |
|------------------|------------------------------|
| Season | 3 vs Mt. St. Mary's (1/2/11) |
| Career | 3 vs Mt. St. Mary's (1/2/11) |
| ACC | 2 vs Wake Forest (1/15/11) |

| FIELD GOAL ATTEMPTS | |
|---------------------|------------------------------|
| Season | 5 vs Mt. St. Mary's (1/2/11) |
| Career | 5 vs Mt. St. Mary's (1/2/11) |
| ACC | 3 vs Wake Forest (1/15/11) |

| 3-PT FIELD GOALS MADE | |
|-----------------------|---------------------------------------|
| Season | 1 vs Mt. St. Mary's (1/2/11) |
| Career | 1, 3x-last vs Mt. St. Mary's (1/2/11) |
| ACC | N/A |

| 3-PT FIELD GOAL ATTEMPTS | |
|--------------------------|------------------------------|
| Season | 3 vs Mt. St. Mary's (1/2/11) |
| Career | 3 vs Mt. St. Mary's (1/2/11) |
| ACC | N/A |

| FREE THROWS MADE | |
|------------------|---------------------------------------|
| Season | N/A |
| Career | 2 vs Morg St (3/19/08), LU (12/14/08) |
| ACC | 1 vs NC State (3/3/10) |

| FREE THROW ATTEMPTS | |
|---------------------|---|
| Season | 4 vs Mt. St. Mary's (1/2/11) |
| Career | 4 vs Longwood (12/30/09), vs MSM (1/2/11) |
| ACC | 2 vs NC State (3/3/10) |

| REBOUNDS | |
|----------|------------------------------|
| Season | 4 vs Mt. St. Mary's (1/2/11) |
| Career | 4 vs Mt. St. Mary's (1/2/11) |
| ACC | 1 vs Wake Forest (1/15/11) |

| ASSISTS | |
|---------|------------------------------|
| Season | 2 vs Mt. St. Mary's (1/2/11) |
| Career | 2 vs Mt. St. Mary's (1/2/11) |
| ACC | 1 vs Wake Forest (1/15/11) |

| BLOCKS | |
|--------|--|
| Season | 1 vs Mississippi State (12/18/10) |
| Career | 1, 3x-last vs Mississippi State (12/18/10) |
| ACC | N/A |

| STEALS | |
|--------|---|
| Season | 1 vs Wake Forest (1/15/11) |
| Career | 1, 4x-last vs Wake Forest (1/15/11) |
| ACC | 1 vs NC State (3/3/10), vs WF (1/15/11) |



2010-2011 NOTES

Made his first appearance of the season against Mississippi State, recording two rebounds and a block in two minutes on the court ... Got into the game against USC Upstate ... Tied or broke his career high in just about every category against Mount St. Mary's, scoring seven points with four rebounds and two assists in 13 minutes on the court ... Made his first career field goal in an ACC game, going 2-for-3 in the field for four points against Wake Forest, while adding a rebound, an assist and a steal ... Entered the game against Maryland ... Played the final two minutes against Longwood ... Sunk his only basket in two minutes on the court against Georgia Tech.

CAREER STATISTICS

| Year | GP-GS | Min-Avg. | FGM-FGA-Pct. | 3FG-FGA-Pct. | FTM-FTA-Pct. | Off.-Def. | Reb-Avg. | A-TO | Blk | Stl | TP-Avg. |
|--------------|-------------|---------------|-------------------|-----------------|------------------|------------|---------------|------------|----------|----------|---------------|
| 07-08 | 7-0 | 11-1.6 | 3-5-.600 | 0-0-.000 | 2-2-1.000 | 3-0 | 3-0.4 | 0-1 | 1 | 1 | 8-1.1 |
| 08-09 | 5-0 | 5-1.0 | 1-2-.500 | 0-0-.000 | 2-2-1.000 | 0-1 | 1-0.2 | 0-3 | 0 | 0 | 4-1.8 |
| 09-10 | 10-1 | 19-1.9 | 5-9-.556 | 2-2-1.000 | 2-6-.333 | 3-3 | 6-0.6 | 0-2 | 1 | 3 | 14-1.4 |
| 10-11 | 7-0 | 25-3.6 | 6-12-.500 | 1-4-.250 | 0-4-.000 | 2-5 | 7-1.0 | 3-0 | 1 | 1 | 13-1.9 |
| Total | 29-1 | 60-2.1 | 15-28-.536 | 3-6-.500 | 6-14-.429 | 8-9 | 17-0.6 | 3-6 | 3 | 5 | 39-1.3 |

ANDREW GRIFFIN

SENIOR • FORWARD • 6-6 • 220
LYNCHBURG, VA. • HERITAGE

#2



SEASON STATISTICS

| Opponent | Min | FG-A-% | 3FG-A-% | FT-A-% | O-D-T | A | TO | Blk | Stl | Pts |
|----------------|---------------|-----------------|-----------------|-----------------|--------------|----------|----------|----------|----------|--------------|
| MT. ST. MARY'S | 8 | 1-4-.250 | 0-0-.000 | 0-0-.000 | 0-1-1 | 0 | 0 | 1 | 0 | 2 |
| WAKE FOREST* | 2 | 0-0-.000 | 0-0-.000 | 0-0-.000 | 0-1-1 | 0 | 0 | 0 | 0 | 0 |
| GEORGIA TECH* | 1 | 0-0-.000 | 0-0-.000 | 0-0-.000 | 0-0-0 | 0 | 0 | 0 | 0 | 0 |
| TOTALS | 11-3.7 | 1-4-.250 | 0-0-.000 | 0-0-.000 | 0-2-2 | 0 | 0 | 1 | 0 | 2-0.7 |

2010-2011 NOTES

Made his first career appearance against Mount St. Mary's, scoring two points with an assist and a blocked shot in eight minutes on the court ... Grabbed a board against Wake Forest ... Played the final minute against Georgia Tech.

PRINCE PARKER

SENIOR • FORWARD • 6-6 • 260
NORFOLD, VA. • MAURY

#22



SEASON STATISTICS

| Opponent | Min | FG-A-% | 3FG-A-% | FT-A-% | O-D-T | A | TO | Blk | Stl | Pts |
|---------------|--------------|------------------|-----------------|-----------------|--------------|----------|----------|----------|----------|--------------|
| WAKE FOREST* | 2 | 1-1-1.000 | 0-0-.000 | 0-0-.000 | 0-0-0 | 0 | 0 | 0 | 0 | 2 |
| LONGWOOD | 2 | 0-0-.000 | 0-0-.000 | 0-0-.000 | 0-0-0 | 0 | 0 | 0 | 0 | 0 |
| GEORGIA TECH* | 1 | 0-0-.000 | 0-0-.000 | 0-0-.000 | 0-1-1 | 0 | 0 | 0 | 0 | 0 |
| Wake Forest* | 0+ | 0-0-.000 | 0-0-.000 | 0-0-.000 | 0-0-0 | 0 | 0 | 0 | 0 | 0 |
| TOTALS | 5-1.3 | 1-1-1.000 | 0-0-.000 | 0-0-.000 | 0-1-1 | 0 | 0 | 0 | 0 | 2-0.5 |

2010-2011 NOTES

Made his first career appearance against Wake Forest, scoring two points off his only field goal attempt ... Played the final two minutes against Longwood ... Notched his first career rebound against Georgia Tech. ... Appeared in his first road game at Wake Forest.

VICTOR DAVILA

JUNIOR • FORWARD • 6-8 • 245
CANOVANAS, P.R. • STARMOUNT (N.C.)

#14



SEASON STATISTICS

| Opponent | Min | FG-A-% | 3FG-A-% | FT-A-% | O-D-T | A | TO | Blk | Stl | Pts |
|------------------------|-----|-----------|----------|-----------|--------|---|----|-----|-----|-----|
| CAMPBELL | 30 | 0-0-.000 | 0-0-.000 | 0-3-.000 | 3-2-5 | 1 | 2 | 0 | 0 | 0 |
| Kansas State | 24 | 1-4-.250 | 0-0-.000 | 3-6-.500 | 2-4-6 | 0 | 0 | 1 | 0 | 5 |
| UNC-Greensboro | 31 | 2-2-1.000 | 0-0-.000 | 5-9-.556 | 3-3-6 | 1 | 2 | 1 | 3 | 9 |
| Cal. State Northridge# | 33 | 5-6-.833 | 0-0-.000 | 0-0-.000 | 1-5-6 | 0 | 1 | 1 | 0 | 10 |
| Oklahoma State# | 32 | 3-4-.750 | 0-1-.000 | 0-1-.000 | 1-4-5 | 0 | 0 | 1 | 0 | 9 |
| UNLV# | 38 | 1-2-.500 | 0-0-.000 | 3-8-.375 | 1-4-5 | 0 | 1 | 1 | 1 | 5 |
| PURDUE% | 32 | 6-8-.750 | 0-0-.000 | 0-0-.000 | 2-4-6 | 1 | 2 | 3 | 0 | 12 |
| VIRGINIA* | 35 | 2-8-.250 | 0-0-.000 | 0-0-.000 | 2-5-7 | 1 | 2 | 3 | 0 | 4 |
| PENN STATE | 34 | 3-6-.500 | 0-0-.000 | 1-2-.500 | 0-4-4 | 0 | 0 | 2 | 0 | 7 |
| Mississippi State^ | 31 | 3-3-1.000 | 0-0-.000 | 1-1-1.000 | 0-4-4 | 0 | 3 | 0 | 0 | 7 |
| St. Bonaventure | 35 | 4-7-.571 | 0-0-.000 | 1-2-.500 | 2-2-4 | 2 | 2 | 1 | 0 | 9 |
| USC UPSTATE | 33 | 3-4-.750 | 0-0-.000 | 0-4-.000 | 4-1-5 | 2 | 1 | 1 | 0 | 6 |
| MT. ST. MARY'S | 22 | 3-4-.750 | 0-0-.000 | 0-0-.000 | 1-3-4 | 1 | 1 | 2 | 0 | 6 |
| FLORIDA STATE* | 34 | 2-4-.500 | 0-0-.000 | 5-6-.833 | 0-2-2 | 0 | 1 | 0 | 1 | 9 |
| North Carolina* | 39 | 1-4-.250 | 0-0-.000 | 0-2-.000 | 1-6-7 | 2 | 2 | 1 | 1 | 2 |
| WAKE FOREST* | 32 | 6-8-.750 | 0-0-.000 | 2-2-1.000 | 2-3-5 | 2 | 4 | 1 | 0 | 14 |
| Maryland* | 37 | 6-8-.750 | 0-0-.000 | 1-4-.250 | 1-4-5 | 1 | 4 | 0 | 0 | 13 |
| LONGWOOD | 27 | 3-5-.600 | 0-0-.000 | 1-1-1.000 | 1-3-4 | 2 | 0 | 0 | 0 | 7 |
| Georgia Tech* | 37 | 5-9-.556 | 0-0-.000 | 3-4-.750 | 2-5-7 | 1 | 5 | 1 | 0 | 13 |
| MIAMI* | 38 | 3-3-1.000 | 0-0-.000 | 3-9-.333 | 0-3-3 | 0 | 1 | 1 | 0 | 9 |
| NC State* | 31 | 2-7-.286 | 0-0-.000 | 2-4-.400 | 5-8-13 | 1 | 0 | 1 | 0 | 6 |
| Boston College* | 20 | 2-5-.400 | 0-0-.000 | 0-1-.000 | 2-3-5 | 0 | 0 | 0 | 0 | 4 |
| GEORGIA TECH* | 32 | 2-4-.500 | 0-0-.000 | 7-11-.636 | 1-6-7 | 0 | 1 | 2 | 0 | 11 |
| MARYLAND* | 31 | 7-9-.778 | 0-0-.000 | 0-1-.000 | 3-1-4 | 3 | 0 | 1 | 0 | 14 |
| Virginia* | 39 | 3-5-.600 | 0-0-.000 | 1-2-.500 | 2-5-7 | 0 | 4 | 4 | 0 | 7 |
| Wake Forest* | 27 | 2-4-.500 | 0-0-.000 | 1-1-1.000 | 0-2-2 | 1 | 1 | 2 | 0 | 5 |
| DUKE* | 39 | 5-10-.500 | 0-0-.000 | 1-6-.167 | 5-5-10 | 1 | 0 | 0 | 0 | 11 |
| BOSTON COLLEGE* | 23 | 1-3-.333 | 0-0-.000 | 0-2-.000 | 0-2-2 | 1 | 0 | 0 | 0 | 2 |
| Clemson* | | | | | | | | | | |

*- ACC games; # - 76 Classic (Anaheim, Calif.); % - Big 10/ACC Challenge; ^- Battle at Atlantis (Bahamas); @ - ACC Tournament

SEASON/CAREER GAME HIGHS

POINTS

Season 14 vs WF (1/15/11), vs Maryland (2/15/11)
Career 16 vs Elon (11/26/08)
ACC 14 vs WF (1/15/11), vs Maryland (2/15/11)

MINUTES PLAYED

Season 39, 3x-last vs Duke (2/26/11)
Career 39, 3x-last vs Duke (2/26/11)
ACC 39, 3x-last vs Duke (2/26/11)

FIELD GOALS MADE

Season 7 vs Maryland (2/15/11)
Career 7 vs Elon (11/26/08), vs Maryland (2/15/11)
ACC 7 vs Maryland (2/15/11)

FIELD GOAL ATTEMPTS

Season 10 vs Duke (2/26/11)
Career 13 vs VMI (12/9/09)
ACC 10 vs Duke (2/26/11)

3-PT FIELD GOALS MADE

Season N/A
Career N/A
ACC N/A

3-PT FIELD GOAL ATTEMPTS

Season 1 vs Oklahoma State (11/26/10)
Career 1 vs Oklahoma State (11/26/10)
ACC N/A

FREE THROWS MADE

Season 7 vs Georgia Tech (2/13/11)
Career 7 vs Georgia Tech (2/13/11)
ACC 7 vs Georgia Tech (2/13/11)

FREE THROW ATTEMPTS

Season 11 vs Georgia Tech (2/13/11)
Career 11 vs Georgia Tech (2/13/11)
ACC 11 vs Georgia Tech (2/13/11)

REBOUNDS

Season 13 at NC State (2/2/11)
Career 13 at NC State (2/2/11)
ACC 13 at NC State (2/2/11)

ASSISTS

Season 3 vs Maryland (2/15/11)
Career 3 vs Longwood (12/30/09), vs UMD (2/15/11)
ACC 3 vs Maryland (2/15/11)

BLOCKS

Season 4 at Virginia (2/19/11)
Career 4 at NC State (2/10/10), at UVa (2/19/11)
ACC 4 at NC State (2/10/10), at UVa (2/19/11)

STEALS

Season 3 vs UNCG (11/21/10)
Career 3 vs UNCG (11/21/10)
ACC 2 vs Miami (3/12/10)



2010-2011 NOTES

Scored five points and had six rebounds and a block at No. 3 Kansas State ... Score nine points at UNC Greensboro with six rebounds, a block, an assist and a career-high three steals ... Tied a career-high in free throws made at UNCG, going 5-for-9 at the line ... Scored double-digit points for the first time this season against Cal. State Northridge, going 5-for-6 in the field, and added six assists ... Went 3-for-4 at the line and in the field for nine points against Oklahoma State, adding five rebounds and a block ... Scored a season-high 12 points against Purdue, going 6-for-8 in the field, and added six rebounds, a season-high three blocks and an assist ... Notched a season-high seven rebounds and three blocked shots against Virginia ... Was perfect in shooting against Mississippi State, making 3-of-3 from the field and 1-of-1 at the line ... Scored nine points with a season-best two assists again St. Bonaventure ... Notched six points, five rebounds, two assists and a block against USC Upstate ... Scored six points, four rebounds, two blocks and an assist against Mount St. Mary's ... Scored nine points, going a career-best 5-for-6 at the line, against Florida State ... Tied his season high with seven rebounds at North Carolina, while adding two assists, a block and a steal in a career-high 39 minutes on the court ... Scored a season-high and ACC career-high 14 points against Wake Forest, going 6-for-6 in the field while adding five rebounds and two assists ... Shot 6-of-8 from the floor for 13 points with five rebounds at Maryland ... Scored 13 points and notched a season-high-tying seven rebounds at Georgia Tech ... Was perfect (3-of-3) from the field against Miami, scoring nine points and three rebounds ... Led both teams with a career-high 13 rebounds at NC State ... Scored 11 points, including a career-high 7-for-11 at the line, against Georgia Tech, while adding seven rebounds and two blocks ... Tied his ACC career-high with 14 points against Maryland, sinking his first seven shots from the field while adding four rebounds and a career-high-tying three assists ... Notched a career-high-tying four blocks with seven points and seven rebounds at Virginia ... Recorded his first double-double of the season, the second of his career, with 11 points and 10 rebounds against No. 1 Duke.

CAREER STATISTICS

| Year | GP-GS | Min-Avg. | FGM-FGA-Pct. | 3FG-FGA-Pct. | FTM-FTA-Pct. | Off.-Def. | Reb-Avg. | A-TO | Blk | Stl | TP-Avg. |
|--------------|--------------|------------------|---------------------|-----------------|---------------------|----------------|----------------|--------------|-----------|-----------|----------------|
| 08-09 | 33-10 | 393-11.9 | 40-74-.541 | 0-0-.000 | 21-39-.538 | 29-38 | 67-2.0 | 5-18 | 8 | 2 | 101-3.1 |
| 09-10 | 34-33 | 790-23.2 | 72-151-.477 | 0-0-.000 | 35-65-.538 | 77-67 | 144-4.2 | 13-30 | 26 | 8 | 179-5.3 |
| 10-11 | 28-28 | 896-32.0 | 86-146-.589 | 0-1-.000 | 44-96-.458 | 47-103 | 150-5.4 | 24-40 | 32 | 6 | 216-7.7 |
| Total | 95-71 | 2079-21.9 | 198-371-.534 | 0-1-.000 | 100-200-.500 | 153-208 | 361-3.8 | 42-88 | 66 | 16 | 496-5.2 |

MANNY ATKINS

SOPHOMORE • GUARD • 6-7 • 200
STONE MOUNTAIN, GA. • TUCKER

#25



SEASON STATISTICS

| Opponent | Min | FG-A-% | 3FG-A-% | FT-A-% | O-D-T | A | TO | Blk | Stl | Pts | |
|------------------------|--------------|-----------|-----------|-----------|-------|---|----|-----|-----|-----|--|
| CAMPBELL | 3 | 0-0-.000 | 0-0-.000 | 0-0-.000 | 0-0-0 | 0 | 1 | 0 | 0 | 0 | |
| Kansas State | 8 | 0-2-.000 | 0-2-.000 | 0-1-.000 | 0-0-0 | 0 | 0 | 0 | 0 | 0 | |
| UNC-Greensboro | 8 | 2-3-.667 | 1-2-.500 | 2-2-1.000 | 0-2-2 | 0 | 0 | 0 | 1 | 7 | |
| Cal. State Northridge# | 11 | 2-3-.667 | 1-1-1.000 | 0-0-.000 | 1-1-2 | 1 | 0 | 0 | 0 | 5 | |
| Oklahoma State# | 6 | 0-2-.000 | 0-2-.000 | 0-0-.000 | 0-0-0 | 0 | 0 | 0 | 0 | 0 | |
| UNLV# | 3 | 0-0-.000 | 0-0-.000 | 0-0-.000 | 0-0-0 | 0 | 1 | 0 | 0 | 0 | |
| PURDUE% | DID NOT PLAY | | | | | | | | | | |
| VIRGINIA* | 3 | 0-2-.000 | 0-0-.000 | 0-0-.000 | 2-0-2 | 0 | 0 | 0 | 0 | 0 | |
| PENN STATE | 6 | 1-1-1.000 | 0-0-.000 | 2-2-1.000 | 0-1-1 | 0 | 1 | 0 | 0 | 4 | |
| Mississippi State^ | 13 | 4-6-.667 | 0-1-.000 | 2-2-1.000 | 2-0-2 | 1 | 0 | 0 | 0 | 10 | |
| St. Bonaventure | 9 | 2-2-1.000 | 1-1-1.000 | 0-0-.000 | 0-0-0 | 1 | 0 | 0 | 0 | 5 | |
| USC UPSTATE | 13 | 1-4-.250 | 0-2-.000 | 2-2-1.000 | 1-2-3 | 1 | 4 | 0 | 0 | 4 | |
| MT. ST. MARY'S | 22 | 4-4-1.000 | 1-1-1.000 | 3-3-1.000 | 0-4-4 | 1 | 1 | 0 | 5 | 12 | |
| FLORIDA STATE* | 14 | 0-2-.000 | 0-2-.000 | 4-4-1.000 | 0-3-3 | 0 | 0 | 0 | 0 | 4 | |
| North Carolina* | 23 | 3-4-.750 | 3-4-.750 | 0-0-.000 | 0-2-2 | 0 | 1 | 0 | 1 | 9 | |
| WAKE FOREST* | 17 | 5-7-.714 | 2-3-.667 | 4-4-1.000 | 0-2-2 | 0 | 1 | 0 | 0 | 16 | |
| Maryland* | 14 | 2-6-.333 | 1-4-.250 | 1-1-1.000 | 0-4-4 | 0 | 1 | 0 | 0 | 6 | |
| LONGWOOD | 18 | 3-4-.750 | 2-2-1.000 | 0-0-.000 | 0-1-1 | 0 | 0 | 1 | 0 | 8 | |
| Georgia Tech* | 19 | 1-2-.500 | 0-1-.000 | 0-0-.000 | 2-1-3 | 1 | 0 | 0 | 0 | 2 | |
| MIAMI* | 7 | 1-2-.500 | 1-1-1.000 | 0-0-.000 | 0-0-0 | 0 | 0 | 0 | 0 | 3 | |
| NC State* | 10 | 3-6-.500 | 0-0-.000 | 0-0-.000 | 4-0-4 | 0 | 0 | 0 | 1 | 6 | |
| Boston College* | 17 | 0-6-.000 | 0-2-.000 | 0-0-.000 | 2-1-3 | 0 | 1 | 0 | 0 | 0 | |
| GEORGIA TECH* | 9 | 0-3-.000 | 0-2-.000 | 0-0-.000 | 1-1-2 | 0 | 1 | 0 | 0 | 0 | |
| MARYLAND* | 8 | 0-3-.000 | 0-2-.000 | 0-0-.000 | 0-1-1 | 0 | 0 | 0 | 0 | 0 | |
| Virginia* | 5 | 0-2-.000 | 0-1-.000 | 0-0-.000 | 0-0-0 | 0 | 0 | 0 | 0 | 0 | |
| Wake Forest* | 8 | 1-2-.500 | 0-1-1.000 | 0-0-.000 | 0-1-1 | 0 | 0 | 0 | 1 | 2 | |
| DUKE* | 2 | 0-0-.000 | 0-0-.000 | 0-0-.000 | 0-0-0 | 0 | 0 | 0 | 0 | 0 | |
| BOSTON COLLEGE* | 14 | 1-3-.333 | 0-2-.000 | 1-1-1.000 | 0-0-0 | 0 | 1 | 0 | 1 | 3 | |
| Clemson* | | | | | | | | | | | |

*- ACC games; # - 76 Classic (Anaheim, Calif.); % - Big 10/ACC Challenge; ^- Battle at Atlantis (Bahamas); @ - ACC Tournament

SEASON/CAREER GAME HIGHS

| POINTS | |
|--------|-----------------------------|
| Season | 16 vs Wake Forest (1/15/11) |
| Career | 16 vs Wake Forest (1/15/11) |
| ACC | 16 vs Wake Forest (1/15/11) |

| MINUTES PLAYED | |
|----------------|--------------------------------|
| Season | 23 at North Carolina (1/13/11) |
| Career | 38 at Georgia Tech (3/6/10) |
| ACC | 38 at Georgia Tech (3/6/10) |

| FIELD GOALS MADE | |
|------------------|----------------------------|
| Season | 5 vs Wake Forest (1/15/11) |
| Career | 5 vs Wake Forest (1/15/11) |
| ACC | 5 vs Wake Forest (1/15/11) |

| FIELD GOAL ATTEMPTS | |
|---------------------|---------------------------------------|
| Season | 7 vs Wake Forest (1/15/11) |
| Career | 7 vs UMBC (12/22/09), vs WF (1/15/11) |
| ACC | 7 vs Wake Forest (1/15/11) |

| 3-PT FIELD GOALS MADE | |
|-----------------------|-------------------------------|
| Season | 3 at North Carolina (1/13/11) |
| Career | 3 at North Carolina (1/13/11) |
| ACC | 3 at North Carolina (1/13/11) |

| 3-PT FIELD GOAL ATTEMPTS | |
|--------------------------|---|
| Season | 4 at UNC (1/13/11), at Maryland (1/20/10) |
| Career | 4, 3x-last at Maryland (1/20/10) |
| ACC | 4 at UNC (1/13/11), at Maryland (1/20/10) |

| FREE THROWS MADE | |
|------------------|------------------------------------|
| Season | 4 vs FSU (1/8/11), vs WF (1/15/11) |
| Career | 4 vs FSU (1/8/11), vs WF (1/15/11) |
| ACC | 4 vs FSU (1/8/11), vs WF (1/15/11) |

| FREE THROW ATTEMPTS | |
|---------------------|-------------------------------------|
| Season | 4 vs FSU (1/8/11), vs WF (1/15/11) |
| Career | 4, 3x-last vs Wake Forest (1/15/11) |
| ACC | 4, 3x-last vs Wake Forest (1/15/11) |

| REBOUNDS | |
|----------|---------------------------------|
| Season | 4, 3x-last at NC State (2/2/11) |
| Career | 7 at Georgia Tech (3/6/10) |
| ACC | 7 at Georgia Tech (3/6/10) |

| ASSISTS | |
|---------|--------------------------------------|
| Season | 1, 6x-last at Georgia Tech (1/25/11) |
| Career | 5 at Georgia Tech (3/6/10) |
| ACC | 5 at Georgia Tech (3/6/10) |

| BLOCKS | |
|--------|----------------------------------|
| Season | 1 vs Longwood (1/22/11) |
| Career | 1, 4x-last vs Longwood (1/22/11) |
| ACC | 1 at Georgia Tech (3/6/10) |

| STEALS | |
|--------|---------------------------------------|
| Season | 5 vs Mt. St. Mary's (1/2/11) |
| Career | 5 vs Mt. St. Mary's (1/2/11) |
| ACC | 1, 7x-last vs Boston College (3/1/11) |



2010-2011 NOTES

Scored his first points of the season at UNC-Greensboro, netting seven, and added two rebounds and a steal ... Scored five points against Cal. State Northridge, adding two rebounds and his first assist of the season ... Was perfect in shooting against Penn State, sinking his only field goal along with both free throw attempts, tying his career high for free throws made ... Scored a career-high 10 points against Mississippi State, making a career-high four field goals in six attempts while going 2-for-2 at the line with two rebounds and an assist ... Went 2-for-2 in the field with a field goal and a three-pointer against St. Bonaventure, notching five points and an assist ... Recorded four points and a season-best three rebounds and one assist against USC Upstate ... Led both teams with a career-high five steals against Mount St. Mary's, while going 4-for-4 from the field and 3-for-3 at the line for a total of 12 points plus four rebounds ... Was perfect at the line against Florida State, making a career-high four free throws ... Hit a career-high three three-pointers at North Carolina, going 3-for-4 with nine points, two rebounds and a steal ... Led the team with a career-high 16 points against Wake Forest, going 5-for-7 in the field, 2-for-3 beyond the arc, and 4-for-4 at the line, while adding two rebounds ... Scored eight points against Longwood, including going 2-for-2 from the 3-point arc ... Notched a season-high-tying four rebounds, all offensive, at NC State ... Hit his 21st straight free throw against Boston College.

CAREER STATISTICS

| Year | GP-GS | Min-Avg. | FGM-FGA-Pct. | 3FG-FGA-Pct. | FTM-FTA-Pct. | Off-Def. | Reb-Avg. | A-TO | Blk | Stl | TP-Avg. |
|--------------|-------------|----------------|--------------------|-------------------|-------------------|--------------|---------------|--------------|----------|-----------|----------------|
| 09-10 | 23-1 | 198-8.6 | 19-43-.442 | 6-17-.353 | 6-13-.462 | 9-22 | 31-1.3 | 14-12 | 3 | 14 | 50-2.2 |
| 10-11 | 27-0 | 290-10.7 | 36-81-.444 | 13-39-.333 | 21-22-.955 | 15-27 | 42-1.6 | 6-14 | 1 | 10 | 106-3.9 |
| Total | 50-1 | 488-9.8 | 55-124-.444 | 19-56-.339 | 27-35-.771 | 24-49 | 73-1.5 | 20-26 | 4 | 24 | 156-3.1 |

ERICK GREEN

SOPHOMORE • GUARD • 6-4 • 185
WINCHESTER, VA. • PAUL VI

#11



SEASON STATISTICS

| Opponent | Min | FG-A-% | 3FG-A-% | FT-A-% | O-D-T | A | TO | Blk | Stl | Pts | |
|------------------------|--------------|------------|-----------|-----------|-------|---|----|-----|-----|-----|--|
| CAMPBELL | 17 | 3-8-.375 | 0-2-.000 | 0-0-.000 | 1-1-2 | 0 | 0 | 1 | 0 | 6 | |
| Kansas State | 15 | 1-2-.500 | 0-1-.000 | 0-0-.000 | 0-0-0 | 0 | 2 | 0 | 0 | 2 | |
| UNC-Greensboro | 20 | 3-9-.333 | 1-3-.333 | 3-4-.750 | 0-0-0 | 2 | 1 | 1 | 5 | 10 | |
| Cal. State Northridge# | 2 | 1-3-.333 | 0-1-.000 | 0-0-.000 | 0-0-0 | 0 | 0 | 0 | 1 | 2 | |
| Oklahoma State# | DID NOT PLAY | | | | | | | | | | |
| UNLV# | DID NOT PLAY | | | | | | | | | | |
| PURDUE% | 21 | 2-6-.333 | 1-4-.250 | 3-3-1.000 | 0-2-2 | 1 | 0 | 0 | 1 | 8 | |
| VIRGINIA* | 16 | 0-2-.000 | 0-1-.000 | 2-2-1.000 | 0-0-0 | 1 | 0 | 0 | 0 | 2 | |
| PENN STATE | 27 | 6-11-.545 | 2-5-.400 | 1-3-.333 | 2-2-4 | 2 | 0 | 0 | 0 | 15 | |
| Mississippi State^ | 38 | 4-10-.400 | 2-5-.400 | 1-2-.500 | 0-3-3 | 6 | 0 | 0 | 3 | 11 | |
| St. Bonaventure | 42 | 5-11-.455 | 1-4-.250 | 4-4-1.000 | 0-3-3 | 2 | 0 | 1 | 5 | 15 | |
| USC UPSTATE | 33 | 5-11-.455 | 0-2-.000 | 2-3-.667 | 1-2-3 | 3 | 0 | 0 | 3 | 12 | |
| MT. ST. MARY'S | 23 | 6-7-.857 | 1-2-.500 | 4-6-.667 | 0-1-1 | 4 | 2 | 0 | 2 | 17 | |
| FLORIDA STATE* | 33 | 2-9-.222 | 0-2-.000 | 8-8-1.000 | 1-2-3 | 3 | 4 | 1 | 4 | 12 | |
| North Carolina* | 26 | 4-10-.400 | 1-3-.333 | 1-2-.500 | 0-4-4 | 2 | 2 | 0 | 3 | 10 | |
| WAKE FOREST* | 24 | 3-5-.600 | 0-1-.000 | 4-4-1.000 | 0-3-3 | 5 | 0 | 0 | 1 | 10 | |
| Maryland* | 37 | 12-16-.750 | 0-2-.000 | 0-0-.000 | 2-1-3 | 2 | 1 | 1 | 4 | 24 | |
| LONGWOOD | 34 | 5-11-.455 | 0-2-.000 | 4-4-1.000 | 2-2-4 | 5 | 1 | 1 | 2 | 14 | |
| Georgia Tech* | 39 | 3-15-.200 | 0-4-.000 | 3-3-1.000 | 2-0-2 | 1 | 2 | 0 | 3 | 9 | |
| MIAMI* | 32 | 5-12-.417 | 1-3-.333 | 4-4-1.000 | 0-3-3 | 6 | 1 | 1 | 0 | 15 | |
| NC State* | 38 | 3-7-.429 | 1-2-.500 | 6-8-.750 | 1-3-4 | 2 | 0 | 2 | 1 | 13 | |
| Boston College* | 36 | 0-8-.000 | 0-4-.000 | 1-3-.333 | 0-2-2 | 2 | 2 | 0 | 0 | 1 | |
| GEORGIA TECH* | 33 | 5-9-.559 | 3-3-1.000 | 2-3-.667 | 0-3-3 | 6 | 2 | 0 | 1 | 15 | |
| MARYLAND* | 35 | 7-15-.467 | 2-6-.333 | 4-7-.571 | 1-1-2 | 5 | 1 | 0 | 0 | 20 | |
| Virginia* | 40- | 5-11-.455 | 1-4-.250 | 1-1-1.000 | 0-2-2 | 2 | 2 | 0 | 2 | 12 | |
| Wake Forest* | 33 | 3-9-.333 | 2-4-.500 | 4-4-1.000 | 2-0-2 | 3 | 1 | 0 | 0 | 12 | |
| DUKE* | 37 | 5-12-.417 | 1-6-.167 | 1-5-.200 | 0-3-3 | 4 | 0 | 0 | 0 | 12 | |
| BOSTON COLLEGE* | 40 | 9-17-.529 | 1-2-.500 | 2-2-1.000 | 0-4-4 | 0 | 1 | 0 | 2 | 21 | |
| Clemson* | | | | | | | | | | | |

*- ACC games; #- 76 Classic (Anaheim, Calif.); % - Big 10/ACC Challenge; ^- Battle at Atlantis (Bahamas); @ - ACC Tournament

2010-2011 NOTES

Made his first appearance of the season against Campbell, scoring six points ... Scored in double digits for the first time this season at UNC-Greensboro, notching 10 points, and led the team in steals with a career-high five ... Notched two points and a steal in two minutes of play against Cal. State Northridge, before suffering a calf injury that cost him the next two games ... Scored eight points, making 3-of-3 at the line, with two rebounds, an assist and a steal against Purdue ... Made his first start of the season against Penn State, replacing an injured Dorenzo Hudson ... Tied his career high with 15 points in the game, going 6-for-11 in the field including 2-of-5 beyond the arc, matching or exceeding his career highs in field goals made and attempted and 3-pointers made and attempted, while chipping in a career-high four rebounds and a season-best two assists ... Scored in the double digits for the second straight game against Mississippi State, notching a career-high six assists with three steals and three rebounds ... Made his third consecutive start against St. Bonaventure, tying career highs with 15 points and five steals, while adding three rebounds, two assists and a blocked shot ... Scored in double figures for the fourth straight game, recording 12 points, three rebounds, three steals and three assists against USC Upstate ... Led the team with a career-high 17 points against Mount St. Mary's, making 6-of-7 from the field while adding four assists ... Made 8-of-8 free throws against Florida State, adding a team-leading four steals, three assists and three rebounds ... Scored 10 points at North Carolina, while adding three steals and a career-high-tying four rebounds ... Notched an ACC career-high five assists against Wake Forest, scoring 10 points and grabbing three boards ... Led all scorers with a career-high 24 points at Maryland, going 12-for-16 in the field while adding four steals and three rebounds ... Notched his 10th straight game with double-digit points, scoring 14 against Longwood while adding five assists and four rebounds ... Named ACC Player of the Week and Virginia Tech Athlete of the Week on Jan. 24 for his performances against Maryland and Longwood ... Recorded 15 points and a career-high-tying six assists against Miami ... Notched 13 points with a career-high four rebounds and two blocks at NC State ... Bounced back with 15 points against Georgia Tech, including a career-high 3-of-3 from the 3-point arc, while adding a career-high-tying six assists and three rebounds ... Scored at least 20 points for the second time in his career, once again against Maryland, going 7-for-15 from the field with five assists ... Recorded 12 points in the next three games: at Virginia, at Wake Forest and versus No. 1 Duke ... Led both teams with 21 points against Boston College, adding two steals and a career-high-tying four rebounds.

SEASON/CAREER GAME HIGHS

POINTS

| | |
|--------|--------------------------|
| Season | 24 at Maryland (1/20/10) |
| Career | 24 at Maryland (1/20/10) |
| ACC | 24 at Maryland (1/20/10) |

MINUTES PLAYED

| | |
|--------|----------------------------------|
| Season | 42 vs St. Bonaventure (12/23/10) |
| Career | 42 vs St. Bonaventure (12/23/10) |
| ACC | 40 vs Boston College (3/1/11) |

FIELD GOALS MADE

| | |
|--------|--------------------------|
| Season | 12 at Maryland (1/20/10) |
| Career | 12 at Maryland (1/20/10) |
| ACC | 12 at Maryland (1/20/10) |

FIELD GOAL ATTEMPTS

| | |
|--------|-------------------------------|
| Season | 17 vs Boston College (3/1/11) |
| Career | 17 vs Boston College (3/1/11) |
| ACC | 17 vs Boston College (3/1/11) |

3-PT FIELD GOALS MADE

| | |
|--------|-----------------------------|
| Season | 3 vs Georgia Tech (2/13/11) |
| Career | 3 vs Georgia Tech (2/13/11) |
| ACC | 3 vs Georgia Tech (2/13/11) |

3-PT FIELD GOAL ATTEMPTS

| | |
|--------|---------------------------------------|
| Season | 6 vs UMD (2/15/11), vs Duke (2/26/11) |
| Career | 6 vs UMD (2/15/11), vs Duke (2/26/11) |
| ACC | 6 vs UMD (2/15/11), vs Duke (2/26/11) |

FREE THROWS MADE

| | |
|--------|--|
| Season | 8 vs Florida State (1/8/11) |
| Career | 8 vs Clemson (2/6/10), vs FSU (1/8/11) |
| ACC | 8 vs Clemson (2/6/10), vs FSU (1/8/11) |

FREE THROW ATTEMPTS

| | |
|--------|---|
| Season | 8 vs FSU (1/8/11), at NC State (2/2/11) |
| Career | 8, 3x-last at NC State (2/2/11) |
| ACC | 8, 3x-last at NC State (2/2/11) |

REBOUNDS

| | |
|--------|---------------------------------------|
| Season | 4, 5x-last vs Boston College (3/1/11) |
| Career | 4, 5x-last vs Boston College (3/1/11) |
| ACC | 4, 3x-last vs Boston College (3/1/11) |

ASSISTS

| | |
|--------|---------------------------------------|
| Season | 6, 3x-last vs Georgia Tech (2/13/11) |
| Career | 6, 3x-last vs Georgia Tech (2/13/11) |
| ACC | 6 vs Miami (1/30/11), vs GT (2/13/11) |

BLOCKS

| | |
|--------|--|
| Season | 2 at NC State (2/2/11) |
| Career | 2 vs VMI (12/9/09), at NC State (2/2/11) |
| ACC | 2 at NC State (2/2/11) |

STEALS

| | |
|--------|--|
| Season | 5 vs UNCG (11/21/10), vs SBU (12/23/10) |
| Career | 5 vs UNCG (11/21/10), vs SBU (12/23/10) |
| ACC | 4 vs FSU (1/8/11), at Maryland (1/20/10) |



CAREER STATISTICS

| Year | GP-GS | Min-Avg. | FGM-FGA-Pct. | 3FG-FGA-Pct. | FTM-FTA-Pct. | Off-Def. | Reb-Avg. | A-TO | Blk | Stl | TP-Avg. |
|--------------|--------------|------------------|---------------------|--------------------|--------------------|--------------|---------------|---------------|-----------|-----------|----------------|
| 09-10 | 34-1 | 427-12.6 | 29-99-.293 | 11-40-.275 | 19-28-.679 | 7-24 | 31-0.9 | 31-25 | 7 | 17 | 88-2.6 |
| 10-11 | 26-20 | 771-29.7 | 107-246-.435 | 21-78-.269 | 65-85-.765 | 15-47 | 62-2.4 | 69-25 | 9 | 43 | 300-11.5 |
| Total | 60-21 | 1198-20.0 | 136-345-.394 | 32-118-.271 | 84-113-.743 | 22-71 | 93-1.6 | 100-50 | 16 | 60 | 388-6.5 |

CADARIAN RAINES

SOPHOMORE • FORWARD • 6-9 • 238
PETERSBURG, VA. • PETERSBURG

#4



SEASON STATISTICS

| Opponent | Min | FG-A-% | 3FG-A-% | FT-A-% | O-D-T | A | TO | Blk | Stl | Pts |
|------------------------|-----|----------|----------|--------------|-------|---|----|-----|-----|-----|
| CAMPBELL | | | | DID NOT PLAY | | | | | | |
| Kansas State | | | | DID NOT PLAY | | | | | | |
| UNC-Greensboro | | | | DID NOT PLAY | | | | | | |
| Cal. State Northridge# | | | | DID NOT PLAY | | | | | | |
| Oklahoma State# | 8 | 0-1-.000 | 0-0-.000 | 0-0-.000 | 0-1-1 | 0 | 0 | 0 | 0 | 0 |
| UNLV# | 2 | 0-0-.000 | 0-0-.000 | 0-0-.000 | 0-0-0 | 0 | 0 | 1 | 0 | 0 |
| PURDUE% | 8 | 1-2-.500 | 0-0-.000 | 0-0-.000 | 1-0-1 | 0 | 0 | 0 | 0 | 2 |
| VIRGINIA* | | | | DID NOT PLAY | | | | | | |
| PENN STATE | | | | DID NOT PLAY | | | | | | |
| Mississippi State^ | 3 | 0-1-.000 | 0-0-.000 | 0-0-.000 | 0-0-0 | 0 | 0 | 0 | 0 | 0 |
| St. Bonaventure | | | | DID NOT PLAY | | | | | | |
| USC UPSTATE | | | | DID NOT PLAY | | | | | | |
| MT. ST. MARY'S | | | | DID NOT PLAY | | | | | | |
| FLORIDA STATE* | | | | DID NOT PLAY | | | | | | |
| North Carolina* | | | | DID NOT PLAY | | | | | | |
| WAKE FOREST* | | | | DID NOT PLAY | | | | | | |
| Maryland* | | | | DID NOT PLAY | | | | | | |
| LONGWOOD | | | | DID NOT PLAY | | | | | | |
| Georgia Tech* | | | | DID NOT PLAY | | | | | | |
| MIAMI* | | | | DID NOT PLAY | | | | | | |
| NC State* | | | | DID NOT PLAY | | | | | | |
| Boston College* | | | | DID NOT PLAY | | | | | | |
| GEORGIA TECH* | | | | DID NOT PLAY | | | | | | |
| MARYLAND* | | | | DID NOT PLAY | | | | | | |
| Virginia* | | | | DID NOT PLAY | | | | | | |
| Wake Forest* | | | | DID NOT PLAY | | | | | | |
| DUKE* | | | | DID NOT PLAY | | | | | | |
| BOSTON COLLEGE* | | | | DID NOT PLAY | | | | | | |
| Clemson* | | | | DID NOT PLAY | | | | | | |

*- ACC games; # - 76 Classic (Anaheim, Calif); % - Big 10/ACC Challenge; ^- Battle at Atlantis (Bahamas); @ - ACC Tournament

SEASON/CAREER GAME HIGHS

POINTS

Season 2 vs Purdue (12/1/10)
Career 7 vs Seton Hall (1/2/10), vs NCCU (1/18/10)
ACC 2, three times, last at Duke (2/21/10)

MINUTES PLAYED

Season 8 vs OSU (11/26/10), vs Purdue (12/1/10)
Career 20 vs Wake Forest (2/16/10)
ACC 20 vs Wake Forest (2/16/10)

FIELD GOALS MADE

Season 1 vs Purdue (12/1/10)
Career 3 vs NCCU (1/18/10)
ACC 1 vs UNC (2/4/10), at Duke (2/21/10)

FIELD GOAL ATTEMPTS

Season 2 vs Purdue (12/1/10)
Career 9 vs UMBC (12/22/09)
ACC 3 vs Wake Forest (2/16/10), at Duke (2/21/10)

3-PT FIELD GOALS MADE

Season N/A
Career N/A
ACC N/A

3-PT FIELD GOAL ATTEMPTS

Season N/A
Career N/A
ACC N/A

FREE THROWS MADE

Season N/A
Career 2 vs Longwood (12/30/09), vs WF (2/16/10)
ACC 2 vs Wake Forest (2/16/10)

FREE THROW ATTEMPTS

Season N/A
Career 5 vs Longwood (12/30/09)
ACC 4 vs Wake Forest (2/16/10)

REBOUNDS

Season 1 vs OSU (11/26/10), vs Purdue (12/1/10)
Career 8 vs UMBC (12/22/09)
ACC 4 vs Wake Forest (2/16/10)

ASSISTS

Season N/A
Career 1, three times, last at NC State (2/10/10)
ACC 1 at NC State (2/10/10)

BLOCKS

Season 1 vs UNLV (11/28/10)
Career 5 vs UMBC (12/22/09)
ACC 1, six times, last vs Wake Forest (2/16/10)

STEALS

Season N/A
Career 1, four times, last at Duke (2/21/10)
ACC 1, three times, last at Duke (2/21/10)



2010-2011 NOTES

Missed the first four games of the season due to a foot injury ... Made his first appearance of the season against Oklahoma State, registering a rebound in eight minutes of play ... Recorded his first blocked shot of the season against UNLV ... Notched his first points of the season against Purdue, going 1-for-2 from the field and adding an offensive rebound ... Missed the Virginia game due to the same injury ... Made his final appearance of the season against Mississippi State ... Will miss the remainder of the season due to the foot injury.


CAREER STATISTICS

| Year | GP-GS | Min-Avg. | FGM-FGA-Pct. | 3FG-FGA-Pct. | FTM-FTA-Pct. | Off.-Def. | Reb-Avg. | A-TO | Blk | Stl | TP-Avg. |
|--------------|-------------|----------------|-------------------|-----------------|------------------|--------------|---------------|------------|-----------|----------|---------------|
| 09-10 | 21-0 | 165-7.9 | 12-34-.353 | 0-0-.000 | 7-14-.500 | 20-17 | 37-1.8 | 3-6 | 16 | 4 | 31-1.5 |
| 10-11 | 4-0 | 21-5.3 | 1-4-.250 | 0-0-.000 | 0-0-.000 | 1-1 | 2-0.5 | 0-0 | 1 | 0 | 2-0.5 |
| Total | 25-0 | 186-7.4 | 13-38-.342 | 0-0-.000 | 7-14-.500 | 21-18 | 39-1.6 | 3-6 | 17 | 4 | 33-1.3 |

JARELL EDDIE

FRESHMAN • FORWARD • 6-7 • 209
CHARLOTTE, N.C. • THE CANNON SCHOOL

#31



SEASON STATISTICS

| Opponent | Min | FG-A-% | 3FG-A-% | FT-A-% | O-D-T | A | TO | Blk | Stl | Pts |
|------------------------|-----|-----------|-----------|-----------|-------|---|----|-----|-----|-----|
| CAMPBELL | 15 | 2-5-.400 | 0-1-.000 | 2-2-1.000 | 2-1-3 | 2 | 1 | 0 | 0 | 6 |
| Kansas State | 29 | 3-7-.429 | 1-4-.250 | 1-2-.500 | 1-6-7 | 0 | 1 | 3 | 0 | 8 |
| UNC-Greensboro | 14 | 0-2-.000 | 0-1-.000 | 1-2-.500 | 0-2-2 | 1 | 0 | 0 | 0 | 1 |
| Cal. State Northridge# | 14 | 3-5-.400 | 0-2-.000 | 0-0-.000 | 0-0-0 | 1 | 2 | 1 | 0 | 6 |
| Oklahoma State# | 13 | 0-5-.000 | 0-3-.000 | 0-2-.000 | 2-3-5 | 1 | 0 | 0 | 0 | 0 |
| UNLV# | 10 | 0-2-.000 | 0-2-.000 | 0-0-.000 | 0-1-1 | 0 | 1 | 0 | 0 | 0 |
| PURDUE% | 3 | 0-1-.000 | 0-0-.000 | 0-0-.000 | 0-2-2 | 0 | 0 | 0 | 0 | 0 |
| VIRGINIA* | 4 | 0-1-.000 | 0-0-.000 | 0-0-.000 | 0-1-1 | 0 | 0 | 0 | 0 | 0 |
| PENN STATE | 9 | 0-2-.000 | 0-1-.000 | 2-2-1.000 | 2-0-2 | 0 | 1 | 1 | 0 | 2 |
| Mississippi State^ | 8 | 1-2-.500 | 0-0-.000 | 0-0-.000 | 2-1-3 | 1 | 0 | 0 | 1 | 2 |
| St. Bonaventure | 18 | 2-4-.500 | 1-3-.333 | 0-0-.000 | 0-2-2 | 1 | 1 | 0 | 0 | 5 |
| USC UPSTATE | 7 | 0-1-.000 | 0-1-.000 | 0-0-.000 | 0-1-1 | 1 | 0 | 1 | 0 | 0 |
| MT. ST. MARY'S | 15 | 1-2-.500 | 0-0-.000 | 6-6-1.000 | 2-2-4 | 0 | 2 | 0 | 1 | 8 |
| FLORIDA STATE* | 3 | 0-0-.000 | 0-0-.000 | 0-0-.000 | 0-0-0 | 0 | 0 | 0 | 0 | 0 |
| North Carolina* | 12 | 2-5-.400 | 0-1-.000 | 2-2-1.000 | 0-1-1 | 0 | 0 | 0 | 0 | 6 |
| WAKE FOREST* | 21 | 3-4-.750 | 2-3-.667 | 4-6-.667 | 0-5-5 | 2 | 0 | 0 | 1 | 12 |
| Maryland* | 8 | 0-0-.000 | 0-0-.000 | 0-0-.000 | 0-0-0 | 0 | 1 | 0 | 0 | 0 |
| LONGWOOD | 10 | 1-2-.500 | 0-1-.000 | 0-0-.000 | 1-2-3 | 1 | 2 | 0 | 0 | 2 |
| Georgia Tech* | 1 | 0-0-.000 | 0-0-.000 | 0-0-.000 | 0-0-0 | 0 | 0 | 0 | 0 | 0 |
| MIAMI* | 5 | 0-0-.000 | 0-0-.000 | 1-2-.500 | 0-1-1 | 0 | 1 | 0 | 0 | 1 |
| NC State* | 10 | 1-4-.250 | 0-2-.000 | 0-0-.000 | 1-1-2 | 1 | 0 | 0 | 0 | 2 |
| Boston College* | 8 | 0-0-.000 | 0-0-.000 | 0-0-.000 | 1-0-1 | 0 | 0 | 1 | 0 | 0 |
| GEORGIA TECH* | 16 | 0-4-.000 | 0-2-.000 | 0-0-.000 | 2-0-2 | 0 | 1 | 1 | 0 | 0 |
| MARYLAND* | 7 | 0-2-.000 | 0-1-.000 | 1-2-.500 | 1-0-1 | 0 | 3 | 1 | 0 | 1 |
| Virginia* | | | | | | | | | | |
| Wake Forest* | 24 | 6-6-1.000 | 3-3-1.000 | 2-4-.500 | 1-8-9 | 1 | 0 | 0 | 1 | 17 |
| DUKE* | 3 | 0-0-.000 | 0-0-.000 | 0-0-.000 | 0-1-1 | 0 | 0 | 0 | 0 | 0 |
| BOSTON COLLEGE* | 8 | 0-2-.000 | 0-1-.000 | 0-0-.000 | 0-0-0 | 0 | 0 | 0 | 0 | 0 |
| Clemson* | | | | | | | | | | |

DID NOT PLAY

*- ACC games; # - 76 Classic (Anaheim, Calif); % - Big 10/ACC Challenge; ^- Battle at Atlantis (Bahamas); @ - ACC Tournament

2010-2011 NOTES

Made his first collegiate appearance against Campbell, scoring six points and adding three rebounds and two assists ... Played 29 minutes at No. 3 Kansas State, earning eight points and a team-high seven rebounds and three steals ... Scored six points with an assist and a block against Cal. State Northridge ... Grabbed five boards and added an assist against Oklahoma State ... Recorded his first career steal against Mississippi State ... Scored five points against St. Bonaventure, hitting his second career three-pointer and adding two rebounds and an assist ... Went 6-for-6 at the line, scoring a total of eight points with four rebounds and a steal against Mount St. Mary's ... Scored his first career points in ACC play at North Carolina, going 2-for-5 from the field and adding a rebound ... Scored in double digits for the first time against Wake Forest, notching 12 points, five rebounds, two assists and a steal ... Notched his first block in ACC play at Boston College ... Was a rebound shy of his first career double-double at Wake Forest, recording a team-leading and career-high 17 points and nine rebounds, going 6-for-6 from the field and draining 3-of-3 three-pointers.

SEASON/CAREER GAME HIGHS

POINTS

| | |
|--------|-----------------------------|
| Season | 17 at Wake Forest (2/22/11) |
| Career | 17 at Wake Forest (2/22/11) |
| ACC | 17 at Wake Forest (2/22/11) |

MINUTES PLAYED

| | |
|--------|-------------------------------|
| Season | 29 at Kansas State (11/16/10) |
| Career | 29 at Kansas State (11/16/10) |
| ACC | 24 at Wake Forest (2/22/11) |

FIELD GOALS MADE

| | |
|--------|----------------------------|
| Season | 6 at Wake Forest (2/22/11) |
| Career | 6 at Wake Forest (2/22/11) |
| ACC | 6 at Wake Forest (2/22/11) |

FIELD GOAL ATTEMPTS

| | |
|--------|------------------------------|
| Season | 7 at Kansas State (11/16/10) |
| Career | 7 at Kansas State (11/16/10) |
| ACC | 6 at Wake Forest (2/22/11) |

3-PT FIELD GOALS MADE

| | |
|--------|----------------------------|
| Season | 3 at Wake Forest (2/22/11) |
| Career | 3 at Wake Forest (2/22/11) |
| ACC | 3 at Wake Forest (2/22/11) |

3-PT FIELD GOAL ATTEMPTS

| | |
|--------|------------------------------------|
| Season | 4 at Kansas State (11/16/10) |
| Career | 4 at Kansas State (11/16/10) |
| ACC | 3 vs WF (1/15/11), at WF (2/22/11) |

FREE THROWS MADE

| | |
|--------|------------------------------|
| Season | 6 vs Mt. St. Mary's (1/2/11) |
| Career | 6 vs Mt. St. Mary's (1/2/11) |
| ACC | 4 vs Wake Forest (1/15/11) |

FREE THROW ATTEMPTS

| | |
|--------|------------------------------------|
| Season | 6 vs MSM (1/2/11), vs WF (1/15/11) |
| Career | 6 vs MSM (1/2/11), vs WF (1/15/11) |
| ACC | 6 vs Wake Forest (1/15/11) |

REBOUNDS

| | |
|--------|----------------------------|
| Season | 9 at Wake Forest (2/22/11) |
| Career | 9 at Wake Forest (2/22/11) |
| ACC | 9 at Wake Forest (2/22/11) |

ASSISTS

| | |
|--------|---|
| Season | 2 vs Campbell (11/12/10), vs WF (1/15/11) |
| Career | 2 vs Campbell (11/12/10), vs WF (1/15/11) |
| ACC | 2 vs Wake Forest (1/15/11) |

BLOCKS

| | |
|--------|---------------------------------|
| Season | 3 at Kansas State (11/16/10) |
| Career | 3 at Kansas State (11/16/10) |
| ACC | 1, 3x-last vs Maryland (2/5/11) |

STEALS

| | |
|--------|-------------------------------------|
| Season | 1, 4x-last at Wake Forest (2/22/11) |
| Career | 1, 4x-last at Wake Forest (2/22/11) |
| ACC | 1 vs WF (1/15/11), at WF (2/22/11) |



CAREER STATISTICS

| Year | GP-GS | Min-Avg. | FGM-FGA-Pct. | 3FG-FGA-Pct. | FTM-FTA-Pct. | Off-Def. | Reb-Avg. | A-TO | Blk | Stl | TP-Avg. |
|-------|-------|----------|--------------|--------------|--------------|----------|----------|-------|-----|-----|---------|
| 10-11 | 27-0 | 295-10.9 | 25-68-.368 | 7-32-.819 | 22-32-.688 | 18-41 | 59-2.2 | 13-17 | 9 | 4 | 79-2.9 |

TYRONE GARLAND

FRESHMAN • GUARD • 6-1 • 170
PHILADELPHIA, PA. • JOHN BARTRAM

#21



SEASON STATISTICS

| Opponent | Min | FG-A-% | 3FG-A-% | FT-A-% | O-D-T | A | TO | Blk | Stl | Pts |
|------------------------|--------------|-----------|-----------|-----------|-------|---|----|-----|-----|-----|
| CAMPBELL | 1 | 0-1-.000 | 0-0-.000 | 0-0-.000 | 0-0-0 | 0 | 0 | 0 | 0 | 0 |
| Kansas State | 1 | 0-0-.000 | 0-0-.000 | 0-0-.000 | 0-0-0 | 0 | 0 | 0 | 0 | 0 |
| UNC-Greensboro | 4 | 0-1-.000 | 0-0-.000 | 0-0-.000 | 0-0-0 | 1 | 0 | 0 | 0 | 0 |
| Cal. State Northridge# | 3 | 0-0-.000 | 0-0-.000 | 0-0-.000 | 0-0-0 | 1 | 1 | 0 | 0 | 0 |
| Oklahoma State# | 8 | 2-4-.500 | 0-0-.000 | 2-2-1.000 | 0-0-0 | 0 | 0 | 0 | 0 | 6 |
| UNLV# | 4 | 1-1-1.000 | 0-0-.000 | 1-2-.500 | 1-0-1 | 0 | 1 | 0 | 0 | 3 |
| PURDUE% | DID NOT PLAY | | | | | | | | | |
| VIRGINIA* | DID NOT PLAY | | | | | | | | | |
| PENN STATE | 12 | 3-4-.750 | 0-0-.000 | 3-4-.750 | 0-0-0 | 1 | 0 | 0 | 0 | 9 |
| Mississippi State^ | 5 | 1-2-.500 | 1-2-.500 | 1-2-.500 | 0-0-0 | 1 | 0 | 0 | 0 | 4 |
| St. Bonaventure | 5 | 0-0-.000 | 0-0-.000 | 0-0-.000 | 0-1-1 | 1 | 0 | 0 | 0 | 0 |
| USC UPSTATE | 7 | 1-2-.500 | 1-1-1.000 | 0-0-.000 | 0-0-0 | 0 | 0 | 0 | 0 | 3 |
| MT. ST. MARY'S | 22 | 7-9-.778 | 1-3-.333 | 1-3-.333 | 0-1-1 | 2 | 2 | 0 | 1 | 16 |
| FLORIDA STATE* | 8 | 2-4-.500 | 1-1-1.000 | 0-0-.000 | 0-0-0 | 1 | 0 | 0 | 0 | 5 |
| North Carolina* | 8 | 0-3-.000 | 0-1-.000 | 0-0-.000 | 0-1-1 | 0 | 3 | 0 | 0 | 0 |
| WAKE FOREST* | 14 | 2-6-.333 | 1-4-.250 | 0-0-.000 | 0-1-1 | 0 | 3 | 0 | 1 | 5 |
| Maryland* | 3 | 1-3-.333 | 1-2-.500 | 0-0-.000 | 0-0-0 | 0 | 1 | 0 | 0 | 3 |
| LONGWOOD | 8 | 1-5-.200 | 1-4-.250 | 0-0-.000 | 0-1-1 | 1 | 1 | 0 | 0 | 3 |
| Georgia Tech* | DID NOT PLAY | | | | | | | | | |
| MIAMI* | 8 | 2-2-1.000 | 2-2-1.000 | 0-0-.000 | 0-0-0 | 0 | 0 | 0 | 0 | 6 |
| NC State* | 6 | 0-4-.000 | 0-3-.000 | 0-0-.000 | 0-0-0 | 0 | 0 | 0 | 0 | 0 |
| Boston College* | 4 | 0-1-.000 | 0-0-.000 | 0-0-.000 | 0-0-0 | 0 | 0 | 0 | 0 | 0 |
| GEORGIA TECH* | 10 | 1-2-.500 | 1-1-1.000 | 0-0-.000 | 0-1-1 | 1 | 0 | 0 | 0 | 3 |
| MARYLAND* | 5 | 0-3-.000 | 0-2-.000 | 2-2-1.000 | 0-0-0 | 0 | 0 | 0 | 2 | 2 |
| Virginia* | 0+ | 0-1-.000 | 0-1-.000 | 0-0-.000 | 0-0-0 | 0 | 0 | 0 | 0 | 0 |
| Wake Forest* | 7 | 0-1-.000 | 0-0-.000 | 0-0-.000 | 0-0-0 | 1 | 2 | 0 | 0 | 0 |
| DUKE* | 2 | 0-1-.000 | 0-1-.000 | 0-0-.000 | 0-0-0 | 0 | 0 | 0 | 0 | 0 |
| BOSTON COLLEGE* | 7 | 0-1-.000 | 0-0-.000 | 0-0-.000 | 0-0-0 | 0 | 0 | 0 | 0 | 0 |
| Clemson* | | | | | | | | | | |

*- ACC games; # - 76 Classic (Anaheim, Calif); % - Big 10/ACC Challenge; ^ - Battle at Atlantis (Bahamas); @ - ACC Tournament

2010-2011 NOTES

Made his first collegiate appearance against Campbell ... Notched his first career assist at UNC-Greensboro ... Had one assist in three minutes of play against Cal. State Northridge ... Scored his first career points against Oklahoma State, registering six ... Scored three points and notched his first career rebound against UNLV ... Scored a career-high nine points off the bench against Penn State, going 3-for-4 both in the field and at the line, while adding one assist ... Made his first career three-pointer against Mississippi State, going 1-for-2 behind the arc ... Earned a rebound and an assist against St. Bonaventure ... Drained his second career three-pointer against USC Upstate ... Notched a career-high 16 points against Mount St. Mary's, going 7-for-9 in the field, while adding two assists and his first career steal ... Scored five points including Tech's only three-pointer in his first ACC competition, playing eight minutes against Florida State ... Scored five points with a rebound and a steal against Wake Forest ... Was perfect from the field, draining two threes in eight minutes on the court versus Miami ... Sunk his only three-point attempt against Georgia Tech, with a rebound and an assist in 10 minutes on the court ... Sunk his first career free throws in ACC play against Maryland while adding a career-best two steals.

SEASON/CAREER GAME HIGHS

POINTS

| | |
|--------|-------------------------------|
| Season | 16 vs Mt. St. Mary's (1/2/11) |
| Career | 16 vs Mt. St. Mary's (1/2/11) |
| ACC | 6 vs Miami (1/30/11) |

MINUTES PLAYED

| | |
|--------|-------------------------------|
| Season | 22 vs Mt. St. Mary's (1/2/11) |
| Career | 22 vs Mt. St. Mary's (1/2/11) |
| ACC | 14 vs Wake Forest (1/15/11) |

FIELD GOALS MADE

| | |
|--------|-------------------------------|
| Season | 7 vs Mt. St. Mary's (1/2/11) |
| Career | 7 vs Mt. St. Mary's (1/2/11) |
| ACC | 2, 3x-last vs Miami (1/30/11) |

FIELD GOAL ATTEMPTS

| | |
|--------|------------------------------|
| Season | 9 vs Mt. St. Mary's (1/2/11) |
| Career | 9 vs Mt. St. Mary's (1/2/11) |
| ACC | 6 vs Wake Forest (1/15/11) |

3-PT FIELD GOALS MADE

| | |
|--------|----------------------|
| Season | 2 vs Miami (1/30/11) |
| Career | 2 vs Miami (1/30/11) |
| ACC | 2 vs Miami (1/30/11) |

3-PT FIELD GOAL ATTEMPTS

| | |
|--------|--|
| Season | 4 vs WF (1/15/11), vs Longwood (1/22/11) |
| Career | 4 vs WF (1/15/11), vs Longwood (1/22/11) |
| ACC | 4 vs Wake Forest (1/15/11) |

FREE THROWS MADE

| | |
|--------|----------------------------|
| Season | 3 vs Penn State (12/12/10) |
| Career | 3 vs Penn State (12/12/10) |
| ACC | 2 vs Maryland (2/15/11) |

FREE THROW ATTEMPTS

| | |
|--------|----------------------------|
| Season | 4 vs Penn State (12/12/10) |
| Career | 4 vs Penn State (12/12/10) |
| ACC | 2 vs Maryland (2/15/11) |

REBOUNDS

| | |
|--------|--------------------------------------|
| Season | 1, 7x-last vs Georgia Tech (2/13/11) |
| Career | 1, 7x-last vs Georgia Tech (2/13/11) |
| ACC | 1, 3x-last vs Georgia Tech (2/13/11) |

ASSISTS

| | |
|--------|-------------------------------------|
| Season | 2 vs Mt. St. Mary's (1/2/11) |
| Career | 2 vs Mt. St. Mary's (1/2/11) |
| ACC | 1, 3x-last at Wake Forest (2/22/11) |

BLOCKS

| | |
|--------|-----|
| Season | N/A |
| Career | N/A |
| ACC | N/A |

STEALS

| | |
|--------|-------------------------|
| Season | 2 vs Maryland (2/15/11) |
| Career | 2 vs Maryland (2/15/11) |
| ACC | 2 vs Maryland (2/15/11) |



CAREER STATISTICS

| Year | GP-GS | Min-Avg. | FGM-FGA-Pct. | 3FG-FGA-Pct. | FTM-FTA-Pct. | Off-Def. | Reb-Avg. | A-TO | Blk | Stl | TP-Avg. |
|-------|-------|----------|--------------|--------------|--------------|----------|----------|-------|-----|-----|---------|
| 10-11 | 25-0 | 162-6.5 | 24-61-.393 | 10-28-.357 | 10-15-.667 | 1-6 | 7-0.3 | 11-14 | 0 | 4 | 68-2.7 |

GAME 28

BOSTON COLLEGE 76, VIRGINIA TECH 61

MARCH 1, 2011 • 9 P.M. • BLACKSBURG, VA.

Virginia Tech scored the first four points of the game, but Boston College answered with a 19-2 run and never looked back, knocking off the Hokies 76-61 on Senior Night at Cassell Coliseum.

With the loss, Tech dropped to 19-9 overall, 9-6 in the ACC. BC, which swept the season series from Tech, improved to 18-11 overall, 8-7 in the league.

The Hokies were done in by cold shooting, especially beyond the 3-point arc (3-for-17), and got pounded 38-24 on the boards. Particularly bothersome to Tech coach **Seth Greenberg** was the Hokies' defense, which allowed BC to shoot 45.1 percent from the floor and hit 10 3-pointers.

The Hokies trailed by as many as 18 in the first half, but managed to slice the lead to eight at the break. In the second half, **Malcolm Delaney** nailed a 3-pointer to open the half to cut the lead to five, 35-30, but BC's John Cahill answered with a 3-pointer and the Hokies got no closer than five points the rest of the second half.

Tech trailed 45-39 after a **Jeff Allen** basket with 16:16 remaining and had a chance to cut into the lead further, but came up empty on back-to-back possessions after getting defensive stops. The Hokies scored just one basket over the next seven minutes after Allen's bucket, allowing the Eagles to pull away.

BC led by as many as 20 in the second half – the Hokies' largest deficit this season.

Erick Green paced the Hokies with 21 points, hitting 9-of-17 from the floor. Delaney added 17 points, while Jeff Allen finished with 14.

Reggie Jackson scored 20 points to lead BC – 13 coming in the first seven minutes of the game. Corey Raji added 19 points and 12 rebounds, and Cahill scored a career-high 12.

BOSTON COLLEGE (18-11, 8-7 ACC)

| Player | MP | FG | FT | TR | PF | A | TO | Blk | Stl | TP |
|-------------------|-----|-------|-------|----|----|----|----|-----|-----|----|
| Corey Raji, f | 31 | 6-13 | 6-8 | 12 | 0 | 1 | 0 | 0 | 0 | 19 |
| Joe Trapani, f | 22 | 2-9 | 1-2 | 4 | 4 | 1 | 2 | 0 | 0 | 6 |
| Reggie Jackson, g | 37 | 5-12 | 7-8 | 5 | 3 | 4 | 4 | 1 | 0 | 20 |
| Biko Paris, g | 31 | 2-7 | 0-0 | 3 | 3 | 4 | 2 | 0 | 0 | 6 |
| John Cahill, g | 33 | 2-2 | 6-6 | 5 | 0 | 0 | 2 | 0 | 0 | 12 |
| Gabe Moton | 19 | 3-4 | 0-0 | 2 | 4 | 1 | 0 | 0 | 0 | 7 |
| Dallas Elmore | 9 | 0-1 | 0-0 | 0 | 1 | 0 | 0 | 0 | 0 | 0 |
| Josh Southern | 18 | 3-3 | 0-2 | 7 | 0 | 4 | 0 | 1 | 1 | 6 |
| TEAM | | | | 0 | | | | | | |
| Totals | 200 | 23-51 | 20-26 | 38 | 15 | 15 | 10 | 2 | 1 | 76 |

VIRGINIA TECH (19-9, 9-6 ACC)

| Player | MP | FG | FT | TR | PF | A | TO | Blk | Stl | TP |
|--------------------|-----|-------|-------|----|----|---|----|-----|-----|----|
| Jeff Allen, f | 37 | 5-9 | 4-4 | 3 | 3 | 0 | 1 | 0 | 1 | 14 |
| Terrell Bell, f | 33 | 2-7 | 0-0 | 8 | 3 | 2 | 1 | 1 | 0 | 4 |
| Victor Davila, f | 23 | 1-3 | 0-2 | 2 | 2 | 1 | 0 | 0 | 0 | 2 |
| Erick Green, g | 40 | 9-17 | 2-2 | 4 | 1 | 0 | 1 | 0 | 2 | 21 |
| Malcolm Delaney, g | 38 | 6-14 | 3-4 | 5 | 4 | 3 | 2 | 1 | 0 | 17 |
| Tyrone Garland | 7 | 0-1 | 0-0 | 0 | 1 | 0 | 0 | 0 | 0 | 0 |
| Manny Atkins | 14 | 1-3 | 1-1 | 0 | 3 | 0 | 1 | 0 | 1 | 3 |
| Jarell Eddie | 8 | 0-2 | 0-0 | 0 | 0 | 0 | 0 | 0 | 0 | 0 |
| TEAM | | | | 2 | 1 | | | | | |
| Totals | 200 | 24-56 | 10-13 | 24 | 18 | 6 | 6 | 2 | 4 | 61 |

3-Pointers.....VT 3 (Delaney 2, Green)
BC 10 (Jackson 3, Paris 2, Cahill 2, Moton, Raji, Trapani)
Blocks.....VT 2 (Bell, Delaney)
BC 2 (Jackson, Southern)
Steals.....VT 4 (Green 2, Allen, Atkins)
BC 1 (Southern)

Officials.....Hess, Ayers, Stephens
Technicals.....VT 2 (Allen, TEAM)
Attendance.....9,684

Percentages:

| | | | | |
|----------------|------------|-------------|------------|----|
| Boston College | FG%...45.1 | 3FG%...45.5 | FT%...76.9 | |
| Virginia Tech | FG%...42.9 | 3FG%...17.6 | FT%...76.9 | |
| Boston College | 35 | 41 | — | 76 |
| Virginia Tech | 27 | 34 | — | 61 |

THE STAT CREW SYSTEM
Virginia Tech Combined Team Statistics (as of Mar 01, 2011)
All games

| RECORD: | OVERALL | HOME | AWAY | NEUTRAL |
|----------------|----------------|-------------|-------------|----------------|
| ALL GAMES | 19-9 | 11-3 | 4-5 | 4-1 |
| CONFERENCE | 9-6 | 6-2 | 3-4 | 0-0 |
| NON-CONFERENCE | 10-3 | 5-1 | 1-1 | 4-1 |

| ## | Player | gp-gs | min | avg | Total | | 3-Point | | F-Throw | | Rebounds | | | | pf | dq | a | to | blk | stl | pts | avg |
|----------------|-----------------|-------|------|------|----------|-------|---------|------|---------|-------|----------|-----|-----|------|-----|----|-----|-----|-----|-----|------|------|
| | | | | | fg-fga | fg% | 3fg-fga | 3fg% | ft-fga | ft% | off | def | tot | avg | | | | | | | | |
| 23 | Malcolm Delaney | 28-28 | 1070 | 38.2 | 155-367 | .422 | 70-170 | .412 | 145-167 | .868 | 23 | 75 | 98 | 3.5 | 71 | 0 | 117 | 89 | 2 | 44 | 525 | 18.8 |
| 00 | Jeff Allen | 28-28 | 911 | 32.5 | 154-304 | .507 | 5-30 | .167 | 78-119 | .655 | 79 | 207 | 286 | 10.2 | 95 | 5 | 51 | 78 | 24 | 34 | 391 | 14.0 |
| 11 | Erick Green | 26-20 | 771 | 29.7 | 107-246 | .435 | 21-78 | .269 | 65-85 | .765 | 15 | 47 | 62 | 2.4 | 63 | 1 | 69 | 25 | 9 | 43 | 300 | 11.5 |
| 05 | Dorenzo Hudson | 9-8 | 289 | 32.1 | 35-82 | .427 | 4-18 | .222 | 20-28 | .714 | 10 | 18 | 28 | 3.1 | 14 | 0 | 13 | 24 | 0 | 8 | 94 | 10.4 |
| 14 | Victor Davila | 28-28 | 896 | 32.0 | 86-146 | .589 | 0-1 | .000 | 44-96 | .458 | 47 | 103 | 150 | 5.4 | 72 | 2 | 24 | 40 | 32 | 6 | 216 | 7.7 |
| 01 | Terrell Bell | 28-28 | 893 | 31.9 | 70-141 | .496 | 24-59 | .407 | 34-53 | .642 | 43 | 112 | 155 | 5.5 | 72 | 2 | 55 | 42 | 28 | 22 | 198 | 7.1 |
| 25 | Manny Atkins | 27-0 | 290 | 10.7 | 36-81 | .444 | 13-39 | .333 | 21-22 | .955 | 15 | 27 | 42 | 1.6 | 33 | 0 | 6 | 14 | 1 | 10 | 106 | 3.9 |
| 31 | Jarell Eddie | 27-0 | 295 | 10.9 | 25-68 | .368 | 7-32 | .219 | 22-32 | .688 | 18 | 41 | 59 | 2.2 | 32 | 1 | 13 | 17 | 9 | 4 | 79 | 2.9 |
| 21 | Tyrone Garland | 25-0 | 162 | 6.5 | 24-61 | .393 | 10-28 | .357 | 10-15 | .667 | 1 | 6 | 7 | 0.3 | 21 | 0 | 11 | 14 | 0 | 4 | 68 | 2.7 |
| 32 | Paul Debnam | 7-0 | 25 | 3.6 | 6-12 | .500 | 1-4 | .250 | 0-4 | .000 | 2 | 5 | 7 | 1.0 | 3 | 0 | 3 | 0 | 1 | 1 | 13 | 1.9 |
| 24 | Ben Boggs | 4-0 | 11 | 2.8 | 1-2 | .500 | 1-2 | .500 | 2-2 | 1.000 | 0 | 1 | 1 | 0.3 | 3 | 0 | 0 | 1 | 0 | 0 | 5 | 1.3 |
| 02 | Andrew Griffin | 3-0 | 11 | 3.7 | 1-4 | .250 | 0-0 | .000 | 0-0 | .000 | 0 | 2 | 2 | 0.7 | 2 | 0 | 0 | 0 | 1 | 0 | 2 | 0.7 |
| 22 | Prince Parker | 4-0 | 5 | 1.3 | 1-1 | 1.000 | 0-0 | .000 | 0-0 | .000 | 0 | 1 | 1 | 0.3 | 2 | 0 | 0 | 0 | 0 | 0 | 2 | 0.5 |
| 04 | Cadarian Raines | 4-0 | 21 | 5.3 | 1-4 | .250 | 0-0 | .000 | 0-0 | .000 | 1 | 1 | 2 | 0.5 | 7 | 0 | 0 | 0 | 1 | 0 | 2 | 0.5 |
| Team | | | | | | | | | | | 39 | 38 | 77 | | 2 | | 3 | | | | | |
| Total..... | | 28 | 5650 | | 702-1519 | .462 | 156-461 | .338 | 441-623 | .708 | 293 | 684 | 977 | 34.9 | 492 | 11 | 362 | 347 | 108 | 176 | 2001 | 71.5 |
| Opponents..... | | 28 | 5650 | | 629-1533 | .410 | 174-543 | .320 | 328-504 | .651 | 302 | 608 | 910 | 32.5 | 555 | - | 335 | 398 | 91 | 131 | 1760 | 62.9 |

| TEAM STATISTICS | VT | OPP | Date | Opponent | Score | Att. |
|------------------------|-----------|------------|-------------|-------------------------|--------------|-------------|
| SCORING | 2001 | 1760 | 11/12/10 | CAMPBELL | W 70-60 | 9806 |
| Points per game | 71.5 | 62.9 | 11/16/10 | at Kansas State | L 57-73 | 12528 |
| Scoring margin | +8.6 | - | 11/21/10 | at UNCG | W 92-70 | 3734 |
| FIELD GOALS-ATT | 702-1519 | 629-1533 | 11/25/10 | vs Cal State Northridge | W 72-56 | 1581 |
| Field goal pct | .462 | .410 | 11/26/10 | vs Oklahoma State | W 56-51 | 2000 |
| 3 POINT FG-ATT | 156-461 | 174-543 | 11/28/10 | vs UNLV | L 59-71 | 2497 |
| 3-point FG pct | .338 | .320 | 12/01/10 | PURDUE | Lot 55-58 | 9847 |
| 3-pt FG made per game | 5.6 | 6.2 | * 12/05/10 | VIRGINIA | L 54-57 | 9847 |
| FREE THROWS-ATT | 441-623 | 328-504 | 12/12/10 | PENN STATE | W 79-69 | 9847 |
| Free throw pct | .708 | .651 | 12/18/10 | vs Mississippi State | W 88-57 | 3480 |
| F-Throws made per game | 15.8 | 11.7 | 12/23/10 | vs St. Bonaventure | Wot 76-68 | 5285 |
| REBOUNDS | 977 | 910 | 12/30/10 | USC UPSTATE | W 64-53 | 9847 |
| Rebounds per game | 34.9 | 32.5 | 01/02/11 | MOUNT ST. MARY'S | W 99-34 | 9847 |
| Rebounding margin | +2.4 | - | * 01/08/11 | FLORIDA STATE | W 71-59 | 7987 |
| ASSISTS | 362 | 335 | * 01/13/11 | at North Carolina | L 61-64 | 21089 |
| Assists per game | 12.9 | 12.0 | * 01/15/11 | WAKE FOREST | W 94-65 | 9847 |
| TURNOVERS | 347 | 398 | * 01/20/11 | at Maryland | W 74-57 | 17950 |
| Turnovers per game | 12.4 | 14.2 | 01/22/11 | LONGWOOD | W 70-52 | 9847 |
| Turnover margin | +1.8 | - | * 1/25/11 | at Georgia Tech | L 57-72 | 5794 |
| Assist/turnover ratio | 1.0 | 0.8 | * 01/30/11 | MIAMI | W 72-68 | 9847 |
| STEALS | 176 | 131 | * 02/02/11 | at NC State | W 77-69 | 15945 |
| Steals per game | 6.3 | 4.7 | * 2-5-11 | at Boston College | L 56-58 | 6328 |
| BLOCKS | 108 | 91 | * 02/13/11 | GEORGIA TECH | W 102-77 | 9847 |
| Blocks per game | 3.9 | 3.3 | * 02/15/11 | MARYLAND | W 91-83 | 9686 |
| ATTENDANCE | 135633 | 121462 | * 02/19/11 | at Virginia | L 54-61 | 13769 |
| Home games-Avg/Game | 14-9688 | 9-11847 | * 02/22/11 | at Wake Forest | W 76-62 | 9482 |
| Neutral site-Avg/Game | - | 5-2969 | * 02/26/11 | DUKE | W 64-60 | 9847 |
| | | | * 03/01/11 | BOSTON COLLEGE | L 61-76 | 9684 |

| Score by Periods | 1st | 2nd | OT | Totals |
|-------------------------|------------|------------|-----------|---------------|
| Virginia Tech | 995 | 991 | 15 | 2001 |
| Opponents | 795 | 955 | 10 | 1760 |

* - Conference game

THE STAT CREW SYSTEM
Virginia Tech Combined Team Statistics (as of Mar 01, 2011)
Conference games

| RECORD: | OVERALL | HOME | AWAY | NEUTRAL |
|----------------|----------------|-------------|-------------|----------------|
| ALL GAMES | 9-6 | 6-2 | 3-4 | 0-0 |
| CONFERENCE | 9-6 | 6-2 | 3-4 | 0-0 |
| NON-CONFERENCE | 0-0 | 0-0 | 0-0 | 0-0 |

| ## | Player | gp-gs | min | avg | Total | | 3-Point | | F-Throw | | Rebounds | | | | | pf | dq | a | to | blk | stl | pts | avg |
|----------------|-----------------|-------|------|------|---------|-------|---------|------|---------|-------|----------|-----|-----|------|-----|----|-----|-----|----|-----|------|------|-----|
| | | | | | fg-fga | fg% | 3fg-fga | 3fg% | ft-fga | ft% | off | def | tot | avg | | | | | | | | | |
| 23 | Malcolm Delaney | 15-15 | 581 | 38.7 | 85-207 | .411 | 39-94 | .415 | 71-80 | .888 | 12 | 43 | 55 | 3.7 | 43 | 0 | 61 | 38 | 1 | 25 | 280 | 18.7 | |
| 00 | Jeff Allen | 15-15 | 521 | 34.7 | 94-182 | .516 | 3-14 | .214 | 43-62 | .694 | 46 | 113 | 159 | 10.6 | 49 | 1 | 18 | 42 | 12 | 18 | 234 | 15.6 | |
| 11 | Erick Green | 15-14 | 499 | 33.3 | 66-157 | .420 | 13-47 | .277 | 43-56 | .768 | 9 | 31 | 40 | 2.7 | 40 | 1 | 44 | 19 | 5 | 21 | 188 | 12.5 | |
| 14 | Victor Davila | 15-15 | 494 | 32.9 | 49-91 | .538 | 0-0 | .000 | 26-56 | .464 | 26 | 60 | 86 | 5.7 | 30 | 0 | 14 | 25 | 17 | 2 | 124 | 8.3 | |
| 01 | Terrell Bell | 15-15 | 479 | 31.9 | 38-68 | .559 | 14-29 | .483 | 21-27 | .778 | 21 | 50 | 71 | 4.7 | 41 | 1 | 27 | 20 | 10 | 12 | 111 | 7.4 | |
| 05 | Dorenzo Hudson | 1-1 | 31 | 31.0 | 2-7 | .286 | 1-3 | .333 | 0-0 | .000 | 0 | 2 | 2 | 2.0 | 2 | 0 | 1 | 2 | 0 | 1 | 5 | 5.0 | |
| 25 | Manny Atkins | 15-0 | 170 | 11.3 | 17-50 | .340 | 7-25 | .280 | 10-10 | 1.000 | 11 | 16 | 27 | 1.8 | 20 | 0 | 1 | 6 | 0 | 4 | 51 | 3.4 | |
| 31 | Jarell Eddie | 14-0 | 130 | 9.3 | 12-28 | .429 | 5-13 | .385 | 10-16 | .625 | 6 | 18 | 24 | 1.7 | 11 | 0 | 4 | 6 | 3 | 2 | 39 | 2.8 | |
| 32 | Paul Debnam | 3-0 | 7 | 2.3 | 3-4 | .750 | 0-0 | .000 | 0-0 | .000 | 1 | 0 | 1 | 0.3 | 2 | 0 | 1 | 0 | 0 | 1 | 6 | 2.0 | |
| 21 | Tyrone Garland | 13-0 | 82 | 6.3 | 8-32 | .250 | 6-18 | .333 | 2-2 | 1.000 | 0 | 3 | 3 | 0.2 | 10 | 0 | 3 | 9 | 0 | 3 | 24 | 1.8 | |
| 22 | Prince Parker | 3-0 | 3 | 1.0 | 1-1 | 1.000 | 0-0 | .000 | 0-0 | .000 | 0 | 1 | 1 | 0.3 | 2 | 0 | 0 | 0 | 0 | 0 | 2 | 0.7 | |
| 02 | Andrew Griffin | 2-0 | 3 | 1.5 | 0-0 | .000 | 0-0 | .000 | 0-0 | .000 | 0 | 1 | 1 | 0.5 | 0 | 0 | 0 | 0 | 0 | 0 | 0 | 0.0 | |
| Team | | | | | | | | | | | | | | | | | | | | | | | |
| Total..... | | 15 | 3000 | | 375-827 | .453 | 88-243 | .362 | 226-309 | .731 | 157 | 357 | 514 | 34.3 | 251 | 3 | 174 | 170 | 48 | 89 | 1064 | 70.9 | |
| Opponents..... | | 15 | 3000 | | 354-834 | .424 | 99-309 | .320 | 181-256 | .707 | 155 | 329 | 484 | 32.3 | 281 | - | 194 | 182 | 61 | 69 | 988 | 65.9 | |

| TEAM STATISTICS | VT | OPP | Date | Opponent | Score | Att. | |
|------------------------|-----------|------------|-------------|-------------------|--------------|-------------|-------|
| SCORING | 1064 | 988 | * 12/05/10 | VIRGINIA | L | 54-57 | 9847 |
| Points per game | 70.9 | 65.9 | * 01/08/11 | FLORIDA STATE | W | 71-59 | 7987 |
| Scoring margin | +5.1 | - | * 01/13/11 | at North Carolina | L | 61-64 | 21089 |
| FIELD GOALS-ATT | 375-827 | 354-834 | * 01/15/11 | WAKE FOREST | W | 94-65 | 9847 |
| Field goal pct | .453 | .424 | * 01/20/11 | at Maryland | W | 74-57 | 17950 |
| 3 POINT FG-ATT | 88-243 | 99-309 | * 1/25/11 | at Georgia Tech | L | 57-72 | 5794 |
| 3-point FG pct | .362 | .320 | * 01/30/11 | MIAMI | W | 72-68 | 9847 |
| 3-pt FG made per game | 5.9 | 6.6 | * 02/02/11 | at NC State | W | 77-69 | 15945 |
| FREE THROWS-ATT | 226-309 | 181-256 | * 2-5-11 | at Boston College | L | 56-58 | 6328 |
| Free throw pct | .731 | .707 | * 02/13/11 | GEORGIA TECH | W | 102-77 | 9847 |
| F-Throws made per game | 15.1 | 12.1 | * 02/15/11 | MARYLAND | W | 91-83 | 9686 |
| REBOUNDS | 514 | 484 | * 02/19/11 | at Virginia | L | 54-61 | 13769 |
| Rebounds per game | 34.3 | 32.3 | * 02/22/11 | at Wake Forest | W | 76-62 | 9482 |
| Rebounding margin | +2.0 | - | * 02/26/11 | DUKE | W | 64-60 | 9847 |
| ASSISTS | 174 | 194 | * 03/01/11 | BOSTON COLLEGE | L | 61-76 | 9684 |
| Assists per game | 11.6 | 12.9 | | | | | |
| TURNOVERS | 170 | 182 | | | | | |
| Turnovers per game | 11.3 | 12.1 | | | | | |
| Turnover margin | +0.8 | - | | | | | |
| Assist/turnover ratio | 1.0 | 1.1 | | | | | |
| STEALS | 89 | 69 | | | | | |
| Steals per game | 5.9 | 4.6 | | | | | |
| BLOCKS | 48 | 61 | | | | | |
| Blocks per game | 3.2 | 4.1 | | | | | |
| ATTENDANCE | 76592 | 90357 | | | | | |
| Home games-Avg/Game | 8-9574 | 7-12908 | | | | | |
| Neutral site-Avg/Game | - | 0-0 | | | | | |

* - Conference game

| Score by Periods | 1st | 2nd | Totals |
|-------------------------|------------|------------|---------------|
| Virginia Tech | 525 | 539 | 1064 |
| Opponents | 451 | 537 | 988 |

THE STAT CREW SYSTEM
Virginia Tech Team Game-by-Game Comparison (as of Mar 01, 2011)
All games

| Opponent | 1st | 2nd | Score | Mar | Total FG | FG Pct | 3-Pointers | 3FG Pct | Free Throws | FT Pct | Rebounds | Assist | T/Over | Block | Steal | Fouls |
|----------------------|-------|-------|--------|------|-------------|-----------|------------|-----------|-------------|-----------|------------|--------|--------|-------|-------|-------|
| CAMPBELL | 41/26 | 29/34 | 70-60 | +10 | 22-52/20-49 | .423/.408 | 5-19/7-19 | .263/.368 | 21-31/13-20 | .677/.650 | 41/24 +17 | 13/9 | 19/17 | 7/3 | 3/5 | 20/26 |
| Kansas State | 29/30 | 28/43 | 57-73 | (16) | 19-55/26-64 | .345/.406 | 5-17/7-23 | .294/.304 | 14-21/14-28 | .667/.500 | 37/46 (9) | 10/19 | 17/15 | 7/5 | 5/6 | 23/21 |
| UNCG | 43/32 | 49/38 | 92-70 | +22 | 29-54/23-41 | .537/.561 | 4-16/6-10 | .250/.600 | 30-41/18-29 | .732/.621 | 29/28 +1 | 12/9 | 15/29 | 3/0 | 20/4 | 26/28 |
| Cal State Northridge | 38/18 | 34/38 | 72-56 | +16 | 29-55/17-51 | .527/.333 | 4-14/6-18 | .286/.333 | 10-15/16-28 | .667/.571 | 33/37 (4) | 21/9 | 16/25 | 5/1 | 2/6 | 23/21 |
| Oklahoma State | 26/29 | 30/22 | 56-51 | +5 | 17-49/17-59 | .347/.288 | 2-14/3-13 | .143/.231 | 20-31/14-20 | .645/.700 | 38/45 (7) | 8/8 | 13/16 | 3/3 | 2/3 | 19/25 |
| UNLV | 30/37 | 29/34 | 59-71 | (12) | 20-41/31-58 | .488/.534 | 10-16/4-17 | .625/.235 | 9-21/5-11 | .429/.455 | 28/29 (1) | 11/19 | 18/9 | 3/1 | 4/5 | 17/22 |
| PURDUE | 21/25 | 30/26 | 55-58 | (3) | 19-55/21-58 | .345/.362 | 2-14/5-21 | .143/.238 | 15-21/11-19 | .714/.579 | 42/34 +8 | 10/12 | 13/9 | 4/2 | 4/4 | 18/20 |
| VIRGINIA | 24/36 | 30/21 | 54-57 | (3) | 22-51/23-49 | .431/.469 | 6-15/4-12 | .400/.333 | 4-4/7-11 | 1000/.636 | 28/30 (2) | 8/16 | 11/10 | 7/6 | 4/5 | 16/12 |
| PENN STATE | 44/33 | 35/36 | 79-69 | +10 | 30-55/24-57 | .545/.421 | 7-15/7-22 | .467/.318 | 12-19/14-16 | .632/.875 | 35/29 +6 | 20/10 | 10/9 | 4/2 | 2/2 | 17/18 |
| Mississippi State | 44/27 | 44/30 | 88-57 | +31 | 30-60/22-49 | .500/.449 | 9-25/6-19 | .360/.316 | 19-23/7-13 | .826/.538 | 39/24 +15 | 17/10 | 10/16 | 2/3 | 8/6 | 15/20 |
| St. Bonaventure | 41/28 | 24/37 | 76-68 | +8 | 27-55/27-65 | .491/.415 | 7-20/7-18 | .350/.389 | 15-20/7-11 | .750/.636 | 33/39 (6) | 15/14 | 13/14 | 4/3 | 11/8 | 15/16 |
| USC UPSTATE | 34/29 | 30/24 | 64-53 | +11 | 24-53/21-49 | .453/.429 | 2-14/8-21 | .143/.381 | 14-21/3-10 | .667/.300 | 32/30 +2 | 14/12 | 9/18 | 4/3 | 7/4 | 12/19 |
| MOUNT ST. MARY'S | 50/11 | 49/23 | 99-34 | +65 | 36-52/9-53 | .692/.170 | 6-15/5-17 | .400/.294 | 21-33/11-21 | .636/.524 | 40/32 +8 | 21/4 | 13/25 | 9/3 | 15/5 | 20/21 |
| FLORIDA STATE | 29/19 | 42/40 | 71-59 | +12 | 18-45/22-62 | .400/.355 | 1-8/7-24 | .125/.292 | 34-37/8-14 | .919/.571 | 30/39 (9) | 9/13 | 13/19 | 3/4 | 10/8 | 16/30 |
| North Carolina | 31/24 | 30/40 | 61-64 | (3) | 21-53/26-63 | .396/.413 | 11-23/5-21 | .478/.238 | 8-15/7-17 | .533/.412 | 33/46 (13) | 9/17 | 18/17 | 3/6 | 13/6 | 21/17 |
| WAKE FOREST | 44/24 | 50/41 | 94-65 | +29 | 34-58/20-50 | .586/.400 | 8-17/7-21 | .471/.333 | 18-21/18-21 | .857/.857 | 30/23 +7 | 23/8 | 10/16 | 5/4 | 8/4 | 18/19 |
| Maryland | 40/29 | 34/28 | 74-57 | +17 | 30-56/20-56 | .536/.357 | 5-14/6-20 | .357/.300 | 9-13/11-15 | .692/.733 | 37/30 +7 | 14/12 | 15/16 | 3/1 | 7/4 | 15/16 |
| LONGWOOD | 29/19 | 41/33 | 70-52 | +18 | 25-56/17-46 | .446/.370 | 5-19/4-16 | .263/.250 | 15-17/14-22 | .882/.636 | 36/29 +7 | 16/6 | 11/14 | 5/1 | 4/4 | 16/17 |
| Georgia Tech | 39/36 | 18/36 | 57-72 | (15) | 22-56/27-60 | .393/.450 | 1-11/8-24 | .091/.333 | 12-16/10-16 | .750/.625 | 35/34 +1 | 9/19 | 18/12 | 1/3 | 6/12 | 16/18 |
| MIAMI | 40/30 | 32/38 | 72-68 | +4 | 23-45/24-52 | .511/.462 | 8-17/8-27 | .471/.296 | 18-29/12-19 | .621/.632 | 25/30 (5) | 13/12 | 8/10 | 3/3 | 2/2 | 17/23 |
| NC State | 39/26 | 38/43 | 77-69 | +8 | 27-66/24-60 | .409/.400 | 4-16/3-15 | .250/.200 | 19-25/18-26 | .760/.692 | 46/35 +11 | 9/11 | 6/6 | 3/8 | 4/1 | 17/17 |
| Boston College | 24/27 | 32/31 | 56-58 | (2) | 20-58/23-53 | .345/.434 | 3-14/7-20 | .214/.350 | 13-17/5-8 | .765/.625 | 40/32 +8 | 6/11 | 6/8 | 2/6 | 3/2 | 16/17 |
| GEORGIA TECH | 53/37 | 49/40 | 102-77 | +25 | 32-58/24-56 | .552/.429 | 8-15/12-28 | .533/.429 | 30-39/17-21 | .769/.810 | 42/21 +21 | 16/13 | 14/14 | 3/2 | 4/6 | 20/27 |
| MARYLAND | 41/44 | 50/39 | 91-83 | +8 | 29-64/29-59 | .453/.492 | 9-23/4-14 | .391/.286 | 24-32/21-24 | .750/.875 | 35/33 +2 | 19/16 | 9/15 | 4/4 | 8/4 | 18/21 |
| Virginia | 23/28 | 31/33 | 54-61 | (7) | 21-52/21-46 | .404/.457 | 7-22/11-23 | .318/.478 | 5-7/8-13 | .714/.615 | 30/32 (2) | 7/13 | 12/14 | 4/3 | 9/4 | 16/13 |
| Wake Forest | 38/25 | 38/37 | 76-62 | +14 | 27-45/25-59 | .600/.424 | 8-12/3-18 | .667/.167 | 14-22/9-12 | .636/.750 | 35/23 +12 | 14/12 | 18/10 | 3/3 | 6/7 | 12/18 |
| DUKE | 33/31 | 31/29 | 64-60 | +4 | 25-64/23-58 | .391/.397 | 6-19/4-20 | .316/.200 | 8-19/10-13 | .421/.769 | 44/38 +6 | 12/6 | 6/5 | 2/6 | 1/3 | 15/18 |
| BOSTON COLLEGE | 27/35 | 34/41 | 61-76 | (15) | 24-56/23-51 | .429/.451 | 3-17/10-22 | .176/.455 | 10-13/20-26 | .769/.769 | 24/38 (14) | 6/15 | 6/10 | 2/2 | 4/1 | 18/15 |

Note: Game totals are displayed in the format TEAM/OPPONENT for each category

THE STAT CREW SYSTEM
Virginia Tech Points-Rebounds-Assists (as of Mar 01, 2011)
All games

| Opponent | Date | Score | | 00 | 01 | 04 | 05 | 11 | 14 | 15 |
|-------------------------|----------|--------|---|------------|------------|------------|------------|------------|------------|------------|
| | | | | ALLEN,JEFF | BELL,TERRE | RAINES,CAD | HUDSON,DOR | GREEN,ERIC | DAVILA,VIC | GRIFFIN,AN |
| CAMPBELL | 11/12/10 | 70-60 | w | 11-14-5 | 17-8-2 | DNP | 10-1-1 | 6-2-0 | 0-5-1 | DNP |
| at Kansas State | 11/16/10 | 57-73 | L | 8-5-3 | 0-3-1 | DNP | 12-6-1 | 2-0-0 | 5-6-0 | DNP |
| at UNCG | 11/21/10 | 92-70 | w | 17-7-3 | 3-4-0 | DNP | 17-4-0 | 10-0-2 | 9-6-1 | DNP |
| vs Cal State Northridge | 11/25/10 | 72-56 | w | 10-10-4 | 2-6-4 | DNP | 20-2-3 | 2-0-0 | 10-6-0 | DNP |
| vs Oklahoma State | 11/26/10 | 56-51 | w | 11-7-2 | 6-7-3 | 0-1-0 | 8-6-1 | DNP | 9-5-0 | DNP |
| vs UNLV | 11/28/10 | 59-71 | L | 9-6-0 | 12-7-3 | 0-0-0 | 0-1-4 | DNP | 5-5-0 | DNP |
| PURDUE | 12/01/10 | 55-58 | L | 14-9-2 | 5-11-3 | 2-1-0 | 5-4-1 | 8-2-1 | 12-6-1 | DNP |
| VIRGINIA | 12/05/10 | 54-57 | L | 12-9-2 | 5-3-2 | DNP | 5-2-1 | 2-0-1 | 4-7-1 | DNP |
| PENN STATE | 12/12/10 | 79-69 | w | 11-13-6 | 13-10-3 | DNP | DNP | 15-4-2 | 7-4-0 | DNP |
| vs Mississippi State | 12/18/10 | 88-57 | w | 12-10-2 | 6-5-1 | 0-0-0 | 17-2-1 | 11-3-6 | 7-4-0 | DNP |
| vs St. Bonaventure | 12/23/10 | 76-68 | w | 18-9-0 | 5-9-3 | DNP | DNP | 15-3-2 | 9-4-2 | DNP |
| USC UPSTATE | 12/30/10 | 64-53 | w | 16-15-0 | 6-2-2 | DNP | DNP | 12-3-3 | 6-5-2 | DNP |
| MOUNT ST. MARY'S | 01/02/11 | 99-34 | w | 14-12-3 | 5-5-3 | DNP | DNP | 17-1-4 | 6-4-1 | 2-1-0 |
| FLORIDA STATE | 01/08/11 | 71-59 | w | 24-11-0 | 4-4-2 | DNP | DNP | 12-3-3 | 9-2-0 | DNP |
| at North Carolina | 01/13/11 | 61-64 | L | 4-7-0 | 2-6-0 | DNP | DNP | 10-4-2 | 2-7-2 | DNP |
| WAKE FOREST | 01/15/11 | 94-65 | w | 10-4-1 | 12-3-3 | DNP | DNP | 10-3-5 | 14-5-2 | 0-1-0 |
| at Maryland | 01/20/11 | 74-57 | w | 7-10-2 | 2-7-2 | DNP | DNP | 24-3-2 | 13-5-1 | DNP |
| LONGWOOD | 01/22/11 | 70-52 | w | 6-10-3 | 7-7-0 | DNP | DNP | 14-4-5 | 7-4-2 | DNP |
| at Georgia Tech | 1/25/11 | 57-72 | L | 18-11-0 | 7-6-1 | DNP | DNP | 9-2-1 | 13-7-1 | DNP |
| MIAMI | 01/30/11 | 72-68 | w | 18-11-1 | 6-3-2 | DNP | DNP | 15-3-6 | 9-3-0 | DNP |
| at NC State | 02/02/11 | 77-69 | w | 15-11-1 | 13-5-0 | DNP | DNP | 13-4-2 | 6-13-1 | DNP |
| at Boston College | 2-5-11 | 56-58 | L | 25-19-2 | 7-2-2 | DNP | DNP | 1-2-2 | 4-5-0 | DNP |
| GEORGIA TECH | 02/13/11 | 102-77 | w | 25-14-2 | 13-2-2 | DNP | DNP | 15-3-6 | 11-7-0 | 0-0-0 |
| MARYLAND | 02/15/11 | 91-83 | w | 16-11-3 | 16-8-3 | DNP | DNP | 20-2-5 | 14-4-3 | DNP |
| at Virginia | 02/19/11 | 54-61 | L | 11-15-0 | 2-2-2 | DNP | DNP | 12-2-2 | 7-7-0 | DNP |
| at Wake Forest | 02/22/11 | 76-62 | w | 17-8-2 | 6-6-3 | DNP | DNP | 12-2-3 | 5-2-1 | DNP |
| DUKE | 02/26/11 | 64-60 | w | 18-15-2 | 12-6-1 | DNP | DNP | 12-3-4 | 11-10-1 | DNP |
| BOSTON COLLEGE | 03/01/11 | 61-76 | L | 14-3-0 | 4-8-2 | DNP | DNP | 21-4-0 | 2-2-1 | DNP |

| Opponent | Date | Score | | 21 | 22 | 23 | 24 | 25 | 31 | 32 |
|-------------------------|----------|--------|---|------------|------------|------------|-----------|------------|------------|------------|
| | | | | GARLAND,TY | PARKER,PRI | DELANEY,MA | BOGGS,BEN | ATKINS,MAN | EDDIE,JARE | DEBNAM,PAU |
| CAMPBELL | 11/12/10 | 70-60 | w | 0-0-0 | DNP | 20-4-2 | 0-0-0 | 0-0-0 | 6-3-2 | DNP |
| at Kansas State | 11/16/10 | 57-73 | L | 0-0-0 | DNP | 22-6-5 | 0-0-0 | 0-0-0 | 8-7-0 | DNP |
| at UNCG | 11/21/10 | 92-70 | w | 0-0-1 | DNP | 23-0-4 | 5-1-0 | 7-2-0 | 1-2-1 | DNP |
| vs Cal State Northridge | 11/25/10 | 72-56 | w | 0-0-1 | DNP | 17-4-7 | 0-0-0 | 5-2-1 | 6-0-1 | DNP |
| vs Oklahoma State | 11/26/10 | 56-51 | w | 6-0-0 | DNP | 16-3-1 | DNP | 0-0-0 | 0-5-1 | DNP |
| vs UNLV | 11/28/10 | 59-71 | L | 3-1-0 | DNP | 30-4-4 | DNP | 0-0-0 | 0-1-0 | DNP |
| PURDUE | 12/01/10 | 55-58 | L | DNP | DNP | 9-5-2 | DNP | DNP | 0-2-0 | DNP |
| VIRGINIA | 12/05/10 | 54-57 | L | DNP | DNP | 26-3-1 | DNP | 0-2-0 | 0-1-0 | DNP |
| PENN STATE | 12/12/10 | 79-69 | w | 9-0-1 | DNP | 18-1-8 | DNP | 4-1-0 | 2-2-0 | DNP |
| vs Mississippi State | 12/18/10 | 88-57 | w | 4-0-1 | DNP | 19-5-4 | DNP | 10-2-1 | 2-3-1 | 0-2-0 |
| vs St. Bonaventure | 12/23/10 | 76-68 | w | 0-1-1 | DNP | 19-3-5 | DNP | 5-0-1 | 5-2-1 | DNP |
| USC UPSTATE | 12/30/10 | 64-53 | w | 3-0-0 | DNP | 17-1-5 | DNP | 4-3-1 | 0-1-1 | 0-0-0 |
| MOUNT ST. MARY'S | 01/02/11 | 99-34 | w | 16-1-2 | DNP | 12-2-5 | DNP | 12-4-1 | 8-4-0 | 7-4-2 |
| FLORIDA STATE | 01/08/11 | 71-59 | w | 5-0-1 | DNP | 13-5-3 | DNP | 4-3-0 | 0-0-0 | DNP |
| at North Carolina | 01/13/11 | 61-64 | L | 0-1-0 | DNP | 28-2-5 | DNP | 9-2-0 | 6-1-0 | DNP |
| WAKE FOREST | 01/15/11 | 94-65 | w | 5-1-0 | 2-0-0 | 9-2-9 | DNP | 16-2-0 | 12-5-2 | 4-1-1 |
| at Maryland | 01/20/11 | 74-57 | w | 3-0-0 | DNP | 19-5-7 | DNP | 6-4-0 | 0-0-0 | 0-0-0 |
| LONGWOOD | 01/22/11 | 70-52 | w | 3-1-1 | 0-0-0 | 23-5-4 | DNP | 8-1-0 | 2-3-1 | 0-0-0 |
| at Georgia Tech | 1/25/11 | 57-72 | L | DNP | DNP | 8-1-5 | DNP | 2-3-1 | 0-0-0 | DNP |
| MIAMI | 01/30/11 | 72-68 | w | 6-0-0 | DNP | 14-1-4 | DNP | 3-0-0 | 1-1-0 | DNP |
| at NC State | 02/02/11 | 77-69 | w | 0-0-0 | DNP | 22-2-4 | DNP | 6-4-0 | 2-2-1 | DNP |
| at Boston College | 2-5-11 | 56-58 | L | 0-0-0 | DNP | 19-4-0 | DNP | 0-3-0 | 0-1-0 | DNP |
| GEORGIA TECH | 02/13/11 | 102-77 | w | 3-1-1 | 0-1-0 | 33-6-5 | DNP | 0-2-0 | 0-2-0 | 2-0-0 |
| MARYLAND | 02/15/11 | 91-83 | w | 2-0-0 | DNP | 22-6-5 | DNP | 0-1-0 | 1-1-0 | DNP |
| at Virginia | 02/19/11 | 54-61 | L | 0-0-0 | DNP | 22-1-3 | DNP | 0-0-0 | DNP | DNP |
| at Wake Forest | 02/22/11 | 76-62 | w | 0-0-1 | 0-0-0 | 17-5-3 | DNP | 2-1-0 | 17-9-1 | DNP |
| DUKE | 02/26/11 | 64-60 | w | 0-0-0 | DNP | 11-7-4 | DNP | 0-0-0 | 0-1-0 | DNP |
| BOSTON COLLEGE | 03/01/11 | 61-76 | L | 0-0-0 | DNP | 17-5-3 | DNP | 3-0-0 | 0-0-0 | DNP |