



HOKIE HOOPS

2010-11 GAME NOTES

Hokies conclude road swing with ACC game against Wake Forest in Winston-Salem



Tuesday, Feb. 22, 2011 • 7 p.m.
Joel Coliseum (14,665), Winston-Salem, N.C.



Series vs. WF: VT, 27-26 **Series Streak:** VT, four
Last Meeting vs. the Demon Deacons: VT, 94-65, 1-15-11, Cassell Coliseum
Live Stats: www.hokiesports.com
Radio: Virginia Tech Sports Network XM 191 **TV:** ESPN2HD

Entering Tonight's Game

The Hokies enter tonight's game with a 17-8 overall record and are 7-5 in ACC action ... Wake Forest is 8-19 on the season and 1-11 in conference action.

Last Time Out: Virginia 61, Virginia Tech 54

The Hokies put together a strong comeback, but could not reclaim the lead and fell to Virginia, 61-54, in Charlottesville on Saturday afternoon ... Tech trailed by as many as 15 points midway through the second half, but eventually cut the lead to 45-42 with 7:46 remaining on a three-pointer by **Malcolm Delaney** ... However, although the Hokies kept it close throughout the remainder of the game, they could not capture the lead ... Delaney led all scorers with 22 points and **Jeff Allen** recorded his seventh straight double-double with 11 points and 15 rebounds ... **Erick Green** added 12 points for Tech.

The Series vs. Wake Forest

This is the 54th meeting between the Hokies and the Demon Deacons and Virginia Tech leads the all-time series, 27-26 ... The Hokies have won the last four meetings, including a 94-65 victory in Cassell Coliseum earlier this season ... Tech won the last meeting in the Lawrence Joel Coliseum, 78-71, on Jan. 21, 2008, when the unranked Hokies defeated the No. 1 Demon Deacons ... Tech is 6-2 in ACC regular season games with the Deacs and are 7-2 against Wake Forest since joining the ACC ... Tech is 6-14 against Wake Forest in road games and are 2-2 in LJVMC and 2-1 in the arena in ACC games.

What 2 Watch 4

Several milestones are within reach for some Virginia Tech players tonight ... **Jeff Allen** needs two blocked shots to become the first player in ACC history with 1,500 career points, 1,000 career rebounds, 200 career steals and 150 career blocked shots ... Allen needs 10 points for 1,600 for his career ... **Malcolm Delaney** needs two assists to pass Jamon Gordon into second place in career assists at Virginia Tech ... He needs two points to reach 2,100 for his career ... He needs 25 points to enter the top 10 in career regular season scoring in the ACC.

Television

ESPN2
Mike Patrick & Mark Gottfried

Radio

Virginia Tech Sports Network by IMG College
Bill Roth & Mike Burnop



Hokie Probables

F	1	Terrell Bell 7.0 ppg, 5.4 rpg, 2.0 apg	Sr.	6-6	Stone Mountain, Ga.
F	0	Jeff Allen 13.7 ppg, 10.4 rpg, 1.3 spg	Sr.	6-7	Washington, D.C.
C	14	Victor Davila 7.9 ppg, 5.4 rpg, 1.2 bspg	Jr.	6-8	Canovanas, P.R.
G	23	Malcolm Delaney 19.2 ppg, 3.2 rpg, 4.3 apg	Sr.	6-3	Baltimore, Md.
G	11	Erick Green 11.1 ppg, 2.3 rpg, 2.7 apg	So.	6-4	Winchester, Va.

Game 26

Virginia Tech (17-8, 7-5)
vs.
Wake Forest (8-19, 1-11)

2010-11 Schedule & Results (17-8, 7-5 ACC)

Date	Opponent		
11/12	CAMPBELL	W	70-60
11/16	at #3/3 Kansas State (ESPN)	L	57-73
11/21	at UNCG (CSN/NESN)	W	92-70

76 Classic - Anaheim, California

11/25	vs. CSUN (ESPNU)	W	72-56
11/26	vs. Oklahoma State (ESPN)	W	56-51
11/28	vs. UNLV (ESPN2)	L	59-71

ACC/Big Ten Challenge

12/ 1	#22/18 PURDUE% (ESPN)	L OT	55-58
12/ 5	VIRGINIA* (FSN)	L	54-57
12/12	PENN STATE (Comcast)	W	79-69

Battle at Atlantis - Paradise Island, Bahamas

12/18	vs. Mississippi State^	W	88-57
12/23	vs. St. Bonaventure @Rochester, N.Y.	W OT	76-68
12/30	USC UPSTATE	W	64-53
1/ 2	MT. ST. MARY'S	W	99-34
1/ 8	FLORIDA STATE* (ESPN2)	W	71-59
1/13	at North Carolina* (ESPN)	L	61-64
1/15	WAKE FOREST* (ACCN)	W	94-65
1/20	at Maryland* (ESPN2)	W	74-57
1/22	LONGWOOD	W	70-52
1/25	at Georgia Tech* (RSN)	L	57-72
1/30	MIAMI* (FSN)	W	72-68
2/ 2	at NC State* (ESPN2)	W	77-69
2/ 5	at Boston College*	L	56-58
2/13	GEORGIA TECH* (ACCN)	W	102-77
2/15	MARYLAND* (ACCN)	W	91-83
2/19	at Virginia* (ACCN)	L	54-61
2/22	at Wake Forest*	7 p.m.	ESPN2
2/26	DUKE*	9 p.m.	ESPN
3/ 1	BOSTON COLLEGE*	9 p.m.	ESPN2
3/ 5	at Clemson*	12 p.m.	ESPN/2
3/10-	ACC Tournament	ACCN/ESPN/ESPN2	
3/13	(Greensboro Coliseum, Greensboro, N.C.)		

* - Atlantic Coast Conference Games

^ - Battle at Atlantis, Nassau, Bahamas

- 76 Classic, Anaheim, Ca.

% - ACC/Big Ten Challenge, Blacksburg, Va.

All times are EST and are subject to change

Hokie Checklist

- ✓ The Hokies' 102 points in the win over Georgia Tech is Tech's most in an ACC game.
- ✓ The win over Florida State was the Hokies' 500th victory in their 50th season in Cassell Coliseum.
- ✓ **Malcolm Delaney** became the 20th player in ACC history with 1,000 career points in conference regular season games in the win over Georgia Tech.
- ✓ **Jeff Allen** recorded his 1,500th career point in the win at NC State and 1,000th career rebound in the loss at Boston College.



I'M IN. VT ALL IN.



SWAT

Victor Davila blocked four shots in the Hokies' loss at Virginia on Saturday afternoon ... That ties his career high and breaks his season-high of three, set earlier this season in back-to-back games against Purdue and Virginia ... The four blocks are the most this season by a Hokie in an ACC game and ties the team high overall this season.



Victor Davila

The Last Time We Were Here

This is the Hokies' first trip to Lawrence Joel Veterans Memorial Coliseum since Jan. 21, 2009, when Tech defeated the then-No. 1 ranked Demon Deacons, 78-71 ... That marked Tech's third-ever win over a top-ranked team and the first time it had accomplished the feat on the road ... In that game, **Malcolm Delaney** led the Hokies with 21 points and eight rebounds, while **Jeff Allen** and A.D. Vassallo scored 16 points each.

Big Points

Virginia Tech scored a total of 193 points in back-to-back wins over Georgia Tech and Maryland in Cassell Coliseum this season ... That is its highest point total in consecutive ACC games since joining the league and the most points by a Virginia Tech team in consecutive, non-overtime games against Division I competition since December of 1994, when Tech defeated VMI, 110-75, on Dec. 7 and TCU, 98-84, on Dec. 10 ... Both games were played in Cassell Coliseum ... The last time a Virginia Tech team scored more points in consecutive, non-overtime conference games was in January of 1986, when the Hokies scored 102 points in consecutive games against Cincinnati and Southern Miss ... Both games were on the road.

Big Day for Jeff

Jeff Allen set a new Virginia Tech school record for rebounds in an ACC game, when he grabbed 19 rebounds to go with his 25 points in the Hokies' loss at Boston College last Saturday ... The previous record was 18 rebounds by Coleman Collins in a 67-65 win over #7 Duke in Cassell Coliseum on Feb. 17, 2005 ... Allen's previous high for rebounds in an ACC game was 15 boards against Maryland on Feb. 27, 2010, in Cassell Coliseum.



Jeff Allen

Add One for Malcolm

With his 22 points in the loss at Virginia, **Malcolm Delaney** now has 1,073 points in ACC regular season action, tops among current ACC players ... Kyle Singler of Duke will soon hit the same plateau ... Delaney is the 20th player in ACC history to score 1,000 points in ACC regular season games and currently stands tied for 13th place on the all-time list.



Malcolm Delaney

Allen Honored by ACC Again

Jeff Allen was named the ACC Player of the Week for the week ending Feb. 6 ... Allen recorded double-doubles in both games during the week, including 25 points and 19 rebounds in the loss at Boston College ... This was the second time this season that Allen has earned the award ... He also was honored on Jan. 10 ... This was the fourth time this season that a Virginia Tech player has earned this honor, following **Malcolm Delaney** on Nov. 29, Allen on Jan. 10 and **Erick Green** on Jan. 24 ... This marked the third time in Allen's career that he has garnered this award.

Doubling Up His Game

Jeff Allen's current streak of double doubles is at seven, following his 11 points and 15 rebounds in the loss at Virginia ... Allen now has 14 double doubles this season and 42 for his career ... He has scored in double figures in 16 of his last 19 games and is averaging 18.3 points and 13.1 rebounds per game in his last seven games ... He has recorded double doubles in 12 of his last 17 games ... The seven straight double-doubles are the most consecutive double-doubles for a Hokie since at least 1978.

Mid-Week Games

Virginia Tech's home win against Maryland was the Hokies' first mid-week home night game since Dec. 1, when Tech lost to #22 Purdue, 58-55 ... Tech will play just two weeknight home ACC games this season.

High Percentage

In the win over Georgia Tech on Feb. 13, the Hokies were 8-of-15 from three-point territory, good for 53.3 percent ... That is the second-highest percentage of the season and the highest in an ACC game ... The last time Tech shot better than 53.3 percent in an ACC game was Feb. 25, 2009, when the Hokies made 57.9 percent from three-point range in a win at #12 Clemson ... The Hokies are shooting 36.4 percent from three-point range in ACC games this season, up from 29.2 percent last season.

Being Stingy

Virginia Tech is averaging 12.7 turnovers per game this season in all games, a number that drops to 11.7 topg in ACC games ... Tech committed a then season-low eight turnovers in the win over Miami and then dropped their season low to just six turnovers in each of the next two games ... Tech committed just nine turnovers in the home win over Maryland, including just two in the second half.

Win 10

With Virginia Tech's win over Maryland on Feb. 15, it marks the eighth straight season that the Hokies have won at least 10 home games.

A Night for the Record Books

In Virginia Tech's win at NC State on Feb. 2, several career milestones were reached by a couple of Hokies ... **Malcolm Delaney** became just the fourth player in school history to record 2,000 career points ... He joins Bimbo Coles, Dell Curry and Dale Solomon on that list ... He also became just the third Hokie ever to register 500 career assists, joining Coles and Jamon Gordon on that exclusive list and is one of two players, along with Coles, to record 2,000 points and 500 assists ... **Jeff Allen** scored his 1,500th career point in the win over the Wolfpack ... He grabbed his 1,000th career rebound in the loss at Boston College ... This marks the second time in school history that two, active teammates have recorded 2,000 points and 1,500 points in the same season ... Dell Curry and Bobby Beecher achieved the same feat in the 1985-86 season.

All By Myself

Jeff Allen is the only active ACC player with 1,500 career points, 1,000 career rebounds and 200 career steals ... He is two blocked shots from becoming the first player in ACC history with 1,500 career points, 1,000 career rebounds, 200 career steals and 150 career blocked shots.

Coming Next Year

On Nov. 10, the Hokies announced the signing of four players to National Letters of Intent ... **C.J. Barksdale**, a 6-8 forward from Danville, Va.; **Robert Brown**, a 6-5 guard from Clermont, Fla.; **Dorian Finney-Smith**, a 6-7 forward from Portsmouth, Va.; and **Marquis Rankin**, a 6-1 guard from Charlotte, N.C. will join the program in the fall of 2011 ... This group has been chosen No. 12 nationally by ESPN.com ... Barksdale, Brown and Rankin are playing this season at Hargrave Military Academy in Chatham, Va.



Scoring More

Virginia Tech defeated Maryland, 91-83, on Feb. 15 ... That marks the most points that Tech has allowed an opponent in a Hokie win in a non-overtime game since Feb. 16, 2010, when Tech defeated #23 Wake Forest, 87-83 ... The last time a Virginia Tech opponent scored more than 83 points in a Tech non-overtime win was Feb. 23, 2008, when Tech defeated Georgia Tech, 92-84, in Cassell Coliseum.

Perfection

Terrell Bell had one of his best games as a Hokie in the home win over Maryland ... The senior made all five of his shots from the field, all coming from three-point territory, setting a new career-high in three-point field goals made ... He also added eight rebounds, three assists and three steals in the win ... The five-of-five from three-point range is tied for the best three-point percentage in an ACC game this season.



Terrell Bell

Gimme That

Erick Green leads the Hokies in steals this season with 41 swipes ... Thirty-four of those 41 steals have come in the last 17 games ... He had only 17 total steals all of last season ... He is currently third in the ACC in steals.



Erick Green

Malcolm Makes It

In the loss at North Carolina, **Malcolm Delaney** tied a career-high with seven made three-point field goals ... The other time he made seven in a game was in the finals of the 76 Classic, when he was 7-for-9 from beyond the arc ... In the UNC game, seven of his eight made field goals were three-pointers ... The team made a season-high 11 three-pointers at Chapel Hill, including 3-of-4 from **Manny Atkins** ... He made six three-pointers in the loss at Virginia.

It's Good to Be Green

Since entering the starting line-up in the win over Penn State, **Erick Green** has become one of the most improved players in the ACC ... In the 17 games since he stepped into the starting line-up, Green has had a great assist/turnover ratio ... In that span, he has 58 assists and just 20 turnovers ... He had 31 assists all of last season ... Green currently leads the ACC in assist/turnover ratio.

On the Injury Front

The Virginia Tech bench got shorter just before the holidays, as senior guard **Dorenzo Hudson** and sophomore forward **Cadarian Raines** were both ruled out for the season due to foot injuries ... Hudson originally injured the foot last season and had difficulties with the injury during the summer and into the current season ... He had successful surgery on the foot on Jan. 17 ... Raines originally had surgery on his left foot last season ... He reinjured the foot at the end of last season and had a second surgery in April, which did not heal as expected ... He has undergone a variety of treatments to aid the healing process, but none have been successful ... He will continue to be monitored by the Virginia Tech medical staff to determine the best course of action ... Raines has seen limited action this season, but Hudson is third on the team in scoring average, at 10.4 points per game ... Both players are eligible for medical redshirts ... Senior forward, **JT Thompson**, will miss the 2010-11 season following surgery to repair a torn anterior cruciate ligament in his left knee ... The injury occurred during the preseason ... Thompson is expected to be ready to return for next season ... **Allan Chaney**, a redshirt sophomore forward for the Hokies, has yet to be cleared to return to action following a viral inflammation of the heart ... He will continue to be evaluated by medical staff.

Another Record for Malcolm

When **Malcolm Delaney** made six free throws in the win against Mississippi State in the Bahamas, he set a new Virginia Tech career free throws made record, with 595 ... That breaks Bimbo Coles' old mark of 593 made in a career ... Delaney now has 678 made free throws ... Delaney is also the Hokies' all-time leader in free throw percentage, shooting .849 ... In the home win over Maryland, Delaney grabbed the school record for career free throws attempted ... He now has 799 attempts.



Dorenzo Hudson



JT Thompson



Allan Chaney



Cadarian Raines

The Old 97

In the home win over Georgia Tech, the Hokies' starting five scored 97 points, the team's first 97 points of the game ... That is the second largest number of points nationally for a starting line-up in a non-overtime game this season ... The starting five of Brigham Young scored 102 points in a win over Utah on Jan. 11, 2011.

Closing In on Another

Malcolm Delaney enters tonight's game 244-of-674 from three-point range ... The school record for made three-point field goals in a career is 267 by former teammate A.D. Vassallo ... The school's career record for attempted three-point field goals is 694 by Wally Lancaster.

Malcolm Reaches Another Milestone

Malcolm Delaney scored 22 points in the win at NC State and, with it, scored his 2,000th career point ... Delaney now has 2,098 points for his career ... Delaney scored his 1,600th career point in the loss to Rhode Island to end the 2009-10 season ... In doing so, he became the first Hokie junior to accomplish that feat since Bimbo Coles, who ended his junior season with 1,699 points ... Delaney scored his 1,000th career point at Tech in the win at Campbell in 2009 ... Delaney currently is fourth in career scoring at Virginia Tech.

Another Milestone

In Virginia Tech's win over Penn State, **Seth Greenberg** recorded his 350th victory as a collegiate head coach ... His record in 21 years as a head coach is 362-272 (.571).



Seth Greenberg

Seth Likes the Cassell

Seth Greenberg is 98-29 as a head coach in Cassell Coliseum, good for a winning percentage of .772 ... Greenberg is 58-8 (.879) against non-conference competition in Cassell Coliseum.

500 in the Cassell

The 2010-11 season marks Tech's 50th season in Cassell Coliseum ... The Hokies have a 505-148 overall record in the Cassell, good for a .773 winning percentage ... Tech was 17-2 in Cassell Coliseum last season and are 10-2 this season ... The win over Florida State in 2008 marked the Hokies' 600th game played in Cassell Coliseum ... Tech defeated Rhode Island, 86-63, on Nov. 20, 2002, in its 500th game in the arena ... Tech has had just one break-even home season and one losing season in Cassell Coliseum ... The 17 victories for the Hokies at home last season set a new Cassell Coliseum and school record.



Career Double-Doubles

2007-08 Season

Jeff Allen (10)

vs. Elon (19 pts./10 rebs.)*
 at Penn State (18 pts./14 rebs.)*
 vs. UNC Greensboro (16 pts./12 rebs.)
 vs. George Washington (10 pts./10 rebs.)
 at Old Dominion (13 pts./16 rebs.)*
 vs. Charleston Southern (10 pts./10 rebs.)
 at Maryland (14 pts./14 rebs.)
 vs. Boston College (13 pts./10 rebs.)
 at Clemson (11 pts./12 rebs.)
 vs. Miami, ACC Tourny (10 pts./10 rebs.)

J.T. Thompson (1)

at Boston College (14 pts./12 rebs.)*

2008-09 Season

Jeff Allen (9)

vs. Xavier (22 pts./11 rebs.)
 vs. Seton Hall (17 pts./17 rebs.)
 vs. Longwood (19 pts./21 rebs.)*
 at St. John's (10 pts./10 rebs.)
 vs. Richmond (11 pts./12 rebs.)
 at Boston College (23 pts./11 rebs.)
 vs. Florida State (12 pts./11 rebs.)
 vs. North Carolina (18 pts./12 rebs.)
 vs. Duquesne (NIT) (23 pts./10 rebs.)

Malcolm Delaney (2)

vs. UNC (ACCT) (17 pts./10 ast.)
 vs. Baylor (NIT) (14 pts./10 ast.)

2009-10 Season

Jeff Allen (9)

vs. UNCG (14 pts./10 rebs.)
 vs. VMI (24 pts./13 rebs.)
 at Penn State (12 pts./10 rebs.)
 vs. Seton Hall (23 pts./12 rebs.)
 vs. Miami (14 pts./10 rebs.)
 vs. Maryland (25 pts./15 rebs.)
 at Georgia Tech (17 pts./10 rebs.)
 vs. Miami (ACCT) (18 pts./11 rebs.)
 vs. Rhode Island (NIT) (15 pts./11 rebs.)

Victor Davila (1)

vs. VMI (13 pts./10 rebs.)

Terrell Bell (1)

at Georgia Tech (14 pts./13 rebs.)

2010-11 Season

Jeff Allen (12)

vs. Campbell (11 pts./14 rebs.)
 vs. Cal State Northridge (10 pts./10 rebs.)
 vs. Penn State (11 pts./13 rebs.)
 vs. Mississippi State (12 pts./10 rebs.)
 vs. USC Upstate (16 pts./15 rebs.)
 vs. Mount St. Mary's (14 pts./12 rebs.)
 vs. Florida State (24 pts./11 rebs.)
 at Georgia Tech (18 pts./11 rebs.)
 vs. Miami (18 pts./11 rebs.)
 at NC State (15 pts./11 rebs.)
 at Boston College (25 pts./19 rebs.)
 vs. Georgia Tech (25 pts./14 rebs.)
 vs. Maryland (16 pts./11 rebs.)
 at Virginia (11 pts./15 rebs.)

Terrell Bell (1)

vs. Penn State (13 pts./10 rebs.)

* - career highs at the time

That's a High Number

In the win over Wake Forest, the Hokies shot 58.6 percent from the field ... That is the second-highest field goal percentage for the Hokies in an ACC game and is the highest for the Hokies in an ACC home game ... The school record for an ACC game is 59.5 percent from the floor, which was set in a 73-65 win at Georgia Tech on Jan. 28, 2007 ... Tech followed the Wake Forest performance by shooting 53.6 percent from the field in the win at Maryland ... Tech is shooting 45.6 percent from the field in ACC games ... Tech shot 40.9 percent in conference games last season ... Tech entered the Penn State game shooting 43.0 percent from the field, a number that has since risen to 46.5 percent ... The Hokies are currently leading the ACC in field goal percentage in conference games.

Victor Continues to Improve

Victor Davila entered the season averaging 17.6 minutes played per game for his career ... So far this season, Davila is averaging 32.3 mppg and 33.8 mppg in ACC games ... Davila is currently 10th in the ACC in minutes played per game. ... He tied a season-high with 14 points in the home win over Maryland, his fifth ACC game in double figures.

Close Games

With the loss at Boston College, the Hokies are 45-43 under **Seth Greenberg** in games that have been decided in overtime or by five-or-fewer points ... Tech was 8-3 in such games last season and is 3-4 this season.

The 50th Year of Cassell Coliseum

This season marks the 50th season of Hokie basketball in Cassell Coliseum ... The first game played in the arena was on January 3, 1962, as the Hokies routed Alabama, 91-67 ... Tech is 505-148 all-time in the arena and the venue has twice seen the Hokies knock off the No. 1 ranked team ... An interesting side note about the Alabama game, when the arena opened, the seats had yet to be installed and fans sat on the concrete.



You Can't Have It

In the win at NC State, the Hokies committed just six turnovers, a new season-low ... It was the fewest turnovers for Tech in a game since committing just five turnovers against the same Wolfpack on Jan. 31, 2007, in Cassell Coliseum ... The Hokies matched that total of six turnovers in the loss at Boston College.

Big on the Boards

In the win at NC State, the Hokies grabbed a season-high 46 rebounds ... It is the most rebounds in a game for the Hokies since grabbing 52 boards in a double-overtime loss to Maryland in Cassell Coliseum on Feb. 27, 2010 ... It is the most rebounds for the Hokies in a regulation game since pulling down 47 rebounds against Wake Forest in Cassell Coliseum on Feb. 16, 2010.

Rise and Give Me 20

When **Malcolm Delaney** scored 22 points in the loss at Virginia, it marked the 43rd time in his Virginia Tech career that he has scored at least 20 points in a game ... He achieved that feat once as a freshman and reached that plateau 12 times as a sophomore, including a 37-point performance against Clemson in Cassell Coliseum ... He had an ACC-leading 19 games of 20-or-more points last season, including 10 of the last 12 games and has scored at least 20 points in 11 games this season ... He also has eight career games of 30-or-more points ... His 43, 20-point games in his career is tops among active ACC players ... **Jeff Allen** has 12, 20-plus point games at Tech, including a 30-point game in the home win over Boston College as a sophomore, three 20-point games last season and three such games this season ... **JT Thompson** has one such game, and **Dorenzo Hudson** recorded his first career 20-plus point game with 24 points in the win over VMI last season ... Hudson scored 41 points in the overtime win against Seton Hall in Cancun and had 22 points at Miami as a junior ... His 20-point performance in the win over Cal State Northridge was the ninth 20-plus point game of his career ... **Erick Green** joined the 20-point club in the win at Maryland, with a career-high 24 points and followed that with 20 points in the home win over the Terps.

Doubling Up

Jeff Allen recorded his 42nd career double-double for the Hokies in the loss to Virginia, the most of any active ACC player ... The next player on that list is Jordan Williams of Maryland, with 29 career double-doubles ... Allen is one of five current Hokies to record double-doubles in their career (**JT Thompson** is one of the five, although he will not play this season due to a knee injury) ... The only other ACC school that entered the 2010-11 season with at least four current players with double-doubles is Boston College, with four ... Tech's 47 total double-doubles is 14 more than ACC second-place Maryland.



Hokie Dunks

Here is a list of dunks by Virginia Tech players this season.

Davila	25
Allen	22
Bell	11
Green	8

Hokies in NCAA Stats

As of games through Feb. 17, **Jeff Allen** is 15th nationally in rebounds per game and 18th in double-doubles ... **Malcolm Delaney** is 29th nationally in free throw percentage per game and 35th in points per game ... As a team, the Hokies are 30th in scoring margin, 45th in scoring defense and 46th in turnover margin.

A Very Few Points

In Virginia Tech's 71-59 victory over Florida State, the Hokies held the Seminoles to just 19 first half points ... That is the fewest points the Hokies have ever allowed an ACC opponent in a half in a regular season game ... The only other time the Hokies have held an ACC team to fewer than 19 points in a half is the 18 points that Wake Forest scored against the Hokies in the second half of Virginia Tech's 71-52 quarterfinal win in the 2007 ACC Tournament in Tampa, Fla.

Allen Starts a New List

With his 12 rebounds in the win over Mount St. Mary's, **Jeff Allen** became the only Hokie in the top 5 at Virginia Tech in career rebounding, steals and blocked shots ... Allen now has 1,041 career rebounds, fourth on the Virginia Tech all-time list, having passed Allan Bristow in the loss at Boston College ... Allen now has 1,590 career points and passed Bobby Beecher into 15th place on the career scoring list at Virginia Tech in the win over Georgia Tech ... Allen passed former teammate Check Diakite in the win over Campbell into fifth place in career blocked shots at Virginia Tech, now with 148 career blocks ... Allen also has 221 career steals, good for fourth place on the Virginia Tech all-time list, having passed Bimbo Coles in the loss at Boston College ... Allen also has 160 career assists at Virginia Tech.

Lights, Camera, Hokies

Tech is 88-86 on television under **Seth Greenberg** ... The Hokies were 11-9 last season on TV and are 9-7 this season ... Tech is scheduled to make at least 24 television appearances this year ... The Hokies made a school-record 30 appearances in the 2008-09 season and made a then-school record 26 television appearances the year before.

Hokies in ACC Stats

INDIVIDUALS

	All	ACC
Scoring		
Malcolm Delaney	2nd	2nd
Jeff Allen	13th	9th
Rebounding		
Jeff Allen	2nd	2nd
Victor Davila	---	17th
Field Goal Percentage		
Jeff Allen	3rd	4th
Malcolm Delaney	7th	9th
Assists		
Malcolm Delaney	4th	T 3rd
Free Throw Percentage		
Malcolm Delaney	3rd	2nd
Erick Green	9th	7th
Steals		
Erick Green	3rd	7th
Malcolm Delaney	5th	T 2nd
3-Point FG%		
Malcolm Delaney	5th	4th
3-Point Made		
Malcolm Delaney	3rd	1st
Assist/Turnover Ratio		
Erick Green	1st	6th
Offensive Rebounds		
Jeff Allen	6th	5th
Defensive Rebounds		
Jeff Allen	2nd	1st
Minutes Played		
Malcolm Delaney	1st	1st
Victor Davila	9th	7th
Jeff Allen	10th	6th

TEAM

	All	ACC
Scoring Offense	6th	4th
Scoring Defense	3rd	6th
Scoring Margin	4th	3rd
Free Throw Percentages	5th	1st
Field Goal Percentages	3rd	2nd
Field Goal % Defense	6th	5th
3-pt. FG Percentage	9th	3rd
3-pt. FG% Defense	7th	5th
Rebounding Offense	8th	7th
Rebounding Defense	3rd	2nd
Rebounding Margin	6th	5th
Blocked Shots	9th	T 7th
Assists	6th	7th
Steals	6th	5th
Turnover Margin	3rd	5th
Assist/TO Ratio	6th	6th
Offensive Rebounds	9th	10th
Defensive Rebounds	6th	5th
Defensive Rebounding %	5th	4th
Offensive Rebounding %	9th	8th
3-pt. FG Made	9th	7th



through 2-20-2011

MD Likes MD

Since joining the Hokies as a freshman in the 2007-08 season, **Malcolm Delaney**, from Baltimore, Md., has played six games against the University of Maryland ... He has scored in double figures in five of the six (the last five he played) ... In the six games, Delaney is averaging 17.6 points and 3.2 assists.

Double, Double-Doubles

In the win over Penn State, **Terrell Bell** scored 13 points and grabbed 10 rebounds, and **Jeff Allen** scored 11 points and grabbed 13 rebounds ... That marked the first time two Hokies recorded double-doubles in the same game since the same two had double-doubles in Tech's win at Georgia Tech to end last year's regular season.

Malcolm in Select Company

With his 22 points in the win at NC State, **Malcolm Delaney** joined Bimbo Coles as the only Hokies to record at least 2,000 points, 500 assists and 100 steals in their careers in Blacksburg.

Delaney on Lists

Virginia Tech senior guard, **Malcolm Delaney**, has been named to the Lowe's Senior CLASS Award candidates list ... Delaney is one of two ACC players on the list ... He was also on the Naismith Award mid-season top 30 list and is also one of the 30 members of the John R. Wooden Award Midseason List.

Lots of Highs

In the win over Wake Forest, individuals achieved multiple notables ... **Jeff Allen** passed Shawn Smith and Howard Pardue into 16th place in career scoring at Virginia Tech ... **Malcolm Delaney** passed Al Young into third place on the Virginia Tech career assists list ... **Victor Davila** scored 14 points and set a new career-high for points in an ACC game ... It was also his season high in points ... Delaney recorded a season-high and ACC regular-season game high nine assists ... **Manny Atkins** (16 points) and **Jarell Eddie** (12 points) recorded career-highs in the game.



Step Away From the Line

In the win over Mount St. Mary's, Malcolm Delaney did not attempt a free throw ... It marked the first time since Dec. 30, 2009, when he played just one minute in the win over Longwood due to a sprained ankle, that he did not attempt a free throw ... The last time Delaney had not attempted a free throw in a game that he was healthy was on Jan. 4, 2009, at Duke.

Wrapping Up the Virginia Game

Virginia Tech is now 52-81 all-time against Virginia ... The two team's benches combined for just six points, none by the Hokies ... **Jeff Allen** tied his season-high with four steals ... Tech shot just seven free throws in the game, second-lowest total of the season, behind the four attempts Tech took in the first meeting with the Cavaliers.

Pack Mentality

With Tech's win on Feb. 2, **Jeff Allen** has played in five games against NC State ... In those five games, he is averaging 16.6 points and 7.8 rebounds per game ... Tech is 4-1 in those four games ... In Tech's last four games against NC State, all Tech wins, **Malcolm Delaney** is averaging 19.0 points per game.

Quite a Margin

Virginia Tech defeated Wake Forest, 94-65, in Cassell Coliseum on Jan. 15 ... The 29-point margin of victory is the largest for the Hokies in an ACC game ... It is the largest margin of victory for the Hokies in a conference game (any conference) since a 109-68 (41-point margin) victory over South Carolina in the Metro Conference on Jan. 12, 1985.

Tough at the Line

Malcolm Delaney made 14-of-14 from the free throw line in the home win over Maryland ... That marked the 24th time in his career that he has made 10-or-more free throws in a game ... He now has eight games in his career in which he made 10-or-more free throws and was perfect from the line.

And That Makes Six

In Virginia Tech's win over Wake Forest, six Hokies scored in double figures ... That marks the first time since Nov. 28, 1995, that six Hokies reached double figures ... In that game, a 93-49 victory over Coastal Carolina in Cassell Coliseum, one of the six Hokies to score in double figures was current Hokie Director of Strength and Conditioning for Basketball Programs, **David Jackson** ... Jackson scored 12 points in the game ... An interesting side note, of those six players, three had the surname of Jackson, including Travis and David's twin brother, Jim.

Top-Flight New Digs

The dream has become a reality ... In August of 2009, the Hokies moved into perhaps the finest practice facility in all of college basketball ... The \$21 million, 50,652 sq. ft., Hahn Hurst Basketball Practice Facility is now home to Virginia Tech basketball ... The main feature of the building is the two-court, 16,609 sq. ft., practice gym ... Spacious and convenient, the gym is equipped with a soft-wall that can be lowered to divide the courts to allow both the men's and the women's team to be able to practice at the same time ... The courts are exact replicas of the main court in Cassell Coliseum, allowing the team to practice on the same surface on which they will play ... The office suite on the second floor features five large offices for the assistants, a conference room and a huge office for the head coach ... A view of the practice courts is available from the head coaches' office, the large reception area and the connecting balcony ... Behind a secured entrance, the facility offers every imaginable feature needed to build a program ... The spacious weight room has the full range of free weights, machines, treadmills, ellipticals and other equipment ... All with a panoramic view of the practice courts ... Adjacent to the weight room is the modern, fully-equipped training room ... This area features two examination rooms, a taping area and hot and cold immersion tubs. The sports medicine staff can handle all aspects of treatment and rehabilitation of injuries from this room ... Across the hall is the equipment room ... This area also opens out into the parking lot, where the team will begin its travel just steps from the locker room ... Speaking of the locker room, the fully-appointed lounge area is outfitted with a sound system, 62" flat screen television, refrigerator and computer workstations ... The complex also features a classroom with video and dry-erase boards ... The locker room itself is spacious, with video screens and large, individual lockers with extra storage space ... Immediately behind the practice gym is a large patio area ... This area will be used for social events and tailgating functions.

What's Up Next

The Hokies return to Cassell Coliseum on Saturday night, as they host nationally-ranked Duke ... The game will tip-off at 9 p.m. and will be televised by ESPN as the site of its College GameDay programming.

One More From the Line

Virginia Tech made all four of its free throw attempts in the loss to Virginia on Dec. 5 ... That marks the fewest free throws attempted by the Hokies since joining the ACC and the fewest attempted free throws under **Seth Greenberg** ... The fewest attempted before Dec. 5 was seven attempts, set on Jan. 7, 2008, when the Hokies were six-of-seven from the line in a win over Charleston Southern in Cassell Coliseum ... The fewest made free throws by Tech since joining the ACC was three, on Dec. 19, 2004, when Tech was 3-11 from the line in its very first ACC game, against UNC in Cassell Coliseum ... Tech has made three free throws in a game twice under Greenberg ... The Hokies were five-of-seven from the line in the rematch with the Cavaliers on Feb. 19.

Assisting the Wins

Virginia Tech set a new school ACC mark with 23 assists in the win over Wake Forest ... **Malcolm Delaney's** nine assists in the win is a new season high and team season high, surpassing the eight assists in the win over Penn State ... Tech assisted on 23 of the team's 34 made baskets in the game ... The last time the Hokies dished out more than 23 assists in a game was on Jan. 7, 2008, when Tech had 25 assists in a win over Charleston Southern ... Entering the game against Penn State, the Hokies had dished out 15-or-more assists in a game just once in the first eight games of the season ... Since then, Tech has passed out at least 15 assists in seven of the 13 games, including a 20-assist effort in the win over Penn State, 21 assists in the win over Mount St. Mary's and a season-high 23 assists in the win over Wake Forest.

Assisting with the Ws

Malcolm Delaney passed Dell Curry into fourth place in career assists at Virginia Tech in the season-opening win over Campbell ... Delaney now has 513 career assists.

600 and Counting

Last season's win over #23/25 Wake Forest marked the 600th game in **Seth Greenberg's** head coaching career ... He coached 175 games as the head coach at Long Beach State, 208 games as the head coach of South Florida and tonight marks his 252nd game as head coach of the Hokies.

A Bunch of Winners

The Virginia Tech senior class of **Jeff Allen**, **Terrell Bell** and **Malcolm Delaney** have achieved an overall record of 82-46 (.641) ... The winningest senior class in school history was the 1985-86 season senior class, which was 87-42 (.674).



Virginia Tech Athletics Communications

ON THE INTERNET

Where to Find It

Many Virginia Tech men's basketball facts are available on hokiesports.com ... Below is a listing of URLs that may be helpful to the media.

The Last Time:

<http://www.hokiesports.com/lasttime.html>

Tech's all-time games against ranked opponents:

<http://www.hokiesports.com/mbasketball/rankedopp.html>

Opponent History:

<http://www.hokiesports.com/mbasketball/opponents.html>

Past Schedules:

<http://www.hokiesports.com/mbasketball/pastschedules.html>

All-time overtime games:

<http://www.hokiesports.com/lasttime.html> go to men's basketball and toggle the "Show Only OT Games" button

The Last Time page is customizable to search a wide range of topics.

New this season, player bio pages have a new and improved career stats section ... Available now are career highs, multiple splits and career game-by-game stats.

Our Name, Please

When referring to Virginia Tech, we ask that you please leave it at that - Virginia Tech ... Virginia Tech University is not now and never has been a name for the school ... The official name of the university is Virginia Polytechnic Institute and State University ... "VahTech", VPI, VPI&SU, VPI and SU and Va. Tech are also not recognized names and should not be used ... VT is acceptable as a shortended, agate form ... When referring to the school by its nickname, please use "Hokies" ... Your help in these matters is appreciated.

Just a Name

When referring to Virginia Tech forward, **JT Thompson**, please do not place periods after the initials ... Please list him as "JT", not "J.T." ... Thank you for your consideration in this matter.

www.hokiesports.com

The official Web site of Virginia Tech athletics provides media and fans with schedules, results, rosters, bios, statistics, general releases and game notes on the Hokies.

The Gameday section has live stats, radio and television coverage information and other pertinent information. This section is for home games only.



hokiesports.com

A media-only Web site is designed to make the media's job easier. Here you will find high-resolution, color mug shots of every Hokie basketball player and coach available to download. Please contact the Athletics Communications Office for access to this media-only site.

www.theacc.com

Updated standings, results, schedules, statistics and notes are posted each week during the season.

WHO TO CONTACT

Request for Interviews

Men's Basketball ACO

Bill Dyer
(540) 231-8852 - office
(540) 552-8461 - home
(540) 998-5906 - cell
wdyer@vt.edu

Requests for Photos

Director of Photography

Dave Knachel
(540) 231-1838
dknachel@vt.edu



Bill Dyer
Associate Director of
Athletics Communications

Tech Talk Live

Tech Talk LIVE!, Presented by Geico is broadcast every Monday night at Bull & Bones Brewhaus and Grill at the First and Main complex in downtown Blacksburg until March 7, 2011.

The radio program airs from 7-8 p.m. ET each Monday night in front of a live audience, and can be heard on Virginia Tech ISP Sports Network radio affiliates throughout the region and on-line through Hokies All-Access.

Coach Greenberg is scheduled to be on the program each Monday with the exception of January 24 and February 21 when the Hokies will be traveling to road games.

Fans can submit a question or comment via hokiesports.com.

How To Say It

Cassell Coliseum Castle
Terrell Bell tuh-RELL
Victor Davila DAH-vuh-luh
Gene Swindle SWIN-duhl
Cadarian Raines suh-DARE-ee-un
Jarell Eddie ju-RELL

ACC Teleconference

The 12 ACC head basketball coaches will be featured on nine Monday teleconferences during the 2010-11 season. The season's teleconferences will continue through Monday, March 7. Each coach will have 10 minutes to make an opening statement and answer questions. There will be an instant replay of each teleconference on the Conference's internet site TheACC.com each Monday afternoon.

ACC Coaches Teleconference

Jeff Bzdelik, Wake Forest10:30
Seth Greenberg, Virginia Tech..... 10:40
Tony Bennett, Virginia10:50
Sidney Lowe, NC State11:00
Roy Williams, North Carolina11:10
Frank Haith, Miami11:20
Gary Williams, Maryland11:30
Paul Hewitt, Georgia Tech11:40
Leonard Hamilton, Florida State11:50
Mike Krzyzewski, Duke12:00
Brad Brownell, Clemson12:10
Steve Donahue, Boston College12:20

Media Phone Number: 913-312-0942

On This Date

Virginia Tech is 13-18 all-time in games played on Feb. 22 ... Tech is 2-13 in road games on this date ... The last time the Hokies played a game on Feb. 22 was in 2006, when they lost at Miami, 70-59 ... Tech is 0-1 in ACC games on this date and 4-4 all-time against schools currently in the ACC on Feb. 22 ... Tech is 1-0 against Wake Forest on this date, a 31-12 victory in Blacksburg in 1917 ... Tech is 151-105 all-time on



Delaney 30 pt. Games

Here is a list of **Malcolm Delaney's** 30-point games in his career.

- 37 vs. Clemson, 1-29-09, Cassell Coliseum
- 33 vs. Georgia Tech, 2-13-11, Cassell Coliseum
- 32 vs. Temple, 11-27-09, Palestra
- 32 at Georgia Tech, 3-3-10, Alexander Mem. Col.
- 31 vs. Georgia, 12-6-09, Cassell Coliseum
- 31 vs. Wake Forest, 2-16-10, Cassell Coliseum
- 30 vs. Clemson, 2-6-10, Cassell Coliseum
- 30 vs. UNLV, 11-28-10, Anaheim Arena

The Hokies

Under Seth Greenberg

VT outrebounds opponent.....	92-33
Opponent outrebounds VT.....	52-64
Rebounds are equal.....	5- 5
VT leads at the half.....	105-17
VT trails at the half.....	39-82
Game is tied at the half.....	5- 3
VT shoots 50% or better.....	43- 8
VT outshoots opponent.....	114-22
Opponent outshoots VT.....	34-79
VT holds opp. under 40%.....	73- 8
VT scores 100+ points.....	4- 1
VT scores 90-99 points.....	14- 1
VT scores 80-89 points.....	23- 2
VT scores 70-79 points.....	61-22
VT scores 60-69 points.....	37-42
VT scores less than 60 points.....	10-34
Opponent scores 100+ points.....	1- 2
Opponent scores 90-99 points.....	1- 2
Opponent scores 80-89 points.....	10-26
Opponent scores 70-79 points.....	19-38
Opponent scores 60-69 points.....	47-25
Opp. scores less than 60 points.....	71- 9
VT in games 5-or-fewer points or OT.....	45-43
VT at home.....	98-29
VT on the road.....	31-53
VT at a neutral site.....	20-20
Overtime games.....	14- 6
VT against conference foes.....	66-69
VT on television.....	88-86
VT vs. ranked teams (AP only).....	11-34
VT as a ranked team (AP only).....	5- 7

Compare & Contrast

VT	WF
72.0.....Points.....	68.6
62.5.....Points Allowed.....	77.2
46.2%.....FG%.....	42.6%
40.9%.....FG% Defense.....	44.7%
33.7%.....3FG%.....	37.5%
32.5%.....3FG% Defense.....	35.4%
71.9%.....FT%.....	75.6%
35.0.....Rebounds.....	33.3
+2.5.....Rebound Margin.....	-4.8
13.2.....Assists.....	11.3
12.7.....Turnovers.....	15.7
4.0.....Blocks.....	5.9
6.6.....Steals.....	5.0

Hand it Over

Here is a list of names **Jeff Allen** is approaching on the Virginia Tech all-time steals category.

Career Steals

- 1. Dell Curry.....295
- 2. Jamon Gordon.....290
- 3. Zabian Dowdell.....241
- 4. **Jeff Allen.....221**

All-Time Scoring

Here is a list of the names **Malcolm Delaney** is approaching on the list of all-time leading scorers in Virginia Tech history.

Career Points

- 1. Bimbo Coles.....2,484
- 2. Dell Curry.....2,389
- 3. Dale Solomon.....2,136
- 4. **Malcolm Delaney.....2,098**

All-Time Scoring

Here is a list of the names **Jeff Allen** is approaching on the list of all-time leading scorers in Virginia Tech history.

Career Points

- 10. Ace Custis.....1,706
- 11. Wally Lancaster.....1,696
- 12. Bryant Matthews.....1,656
- 13. Bill Matthews.....1,652
- 14. Chris Smith.....1,635
- 15. **Jeff Allen.....1,590**

All-Time Rebounding

Here is a list of the names **Jeff Allen** is approaching on the list of all-time leading rebounders in Virginia Tech history.

Career Rebounds

- 1. Chris Smith.....1,508
- 2. Bill Matthews.....1,379
- 3. Ace Custis.....1,117
- 4. **Jeff Allen.....1,041**

Get Outta Here

Here is a list of names **Jeff Allen** is approaching on the Virginia Tech all-time blocked shots category.

Career Blocked Shots

- 1. Roy Brow.....251
- 2. Jimmy Carruth.....194
- 3. Bobby Beecher.....170
- 4. Rolan Roberts.....167
- 5. **Jeff Allen.....148**

Active Hokies

Here is a list of career games and starts for Virginia Tech basketball players.

	Games	Starts
Malcolm Delaney.....	127	116
Jeff Allen.....	125	121
Terrell Bell.....	124	60
Dorenzo Hudson*.....	102	67
JT Thompson*.....	92	17
Victor Davila.....	92	68
Erick Green.....	57	18
Manny Atkins.....	47	1
Cadarian Raines*.....	25	0
Paul Debnam.....	29	1
Jarell Eddie.....	24	0
Tyrone Garland.....	22	0
Andrew Griffin.....	3	0
Prince Parker.....	3	0

* - will miss the 2010-11 season with an injury

Here It Is

Here is how **Malcolm Delaney** stands on the Virginia Tech all-time assists list.

Career Assists

- 1. Bimbo Coles.....547
- 2. Jamon Gordon.....514
- 3. **Malcolm Delaney.....513**

Jeff Allen has 44 career games of 10-or-more rebounds, best among active ACC players.

Virginia Tech Streaks

	Total	Home	Road	Neutral
Overall	Lost 1	Won 9	Lost 2	Won 2
ACC*	Lost 1	Won 5	Lost 2	---
Non-Conference	Won 6	Won 4	Won 1	Won 2

* - regular season games only

Longest winning streak this season	6, 12-12/1-8
Longest losing streak this season	3, 11-28/12-5



Points for Pondering

Led VT in Scoring: Delaney (17), Allen (5), Green (2), Hudson (1), Atkins (1)
Double Figure Scoring Games: Delaney (20), Allen (20), Green (16), Davila (7), Bell (7), Hudson (5), Atkins (3), Garland (1), Eddie (1)
40-point Games: none
30-39-point Games: Delaney (2)
20-29-point Games: Delaney (9), Allen (3), Hudson (1), Green (1)
Led VT in Rebounding: Allen (20), Bell (4, Davila (3)), Eddie (2)
Double Figure Rebounding Games: Allen (15), Bell (2), Davila (1)
Led VT in Assists: Delaney (16), Green (6), Bell (4), Allen (2), Hudson (1)
Double Figure Assist Games: none
Double-Doubles: Allen (14), Bell (1)
Most Points in a Half: 53 (1st vs. Georgia Tech)
Fewest Points in a Half: 18 (2nd at Georgia Tech)
Most Points Allowed in a Half: 44 (1st vs. Maryland)
Fewest Points Allowed in a Half: 18 (1st vs. CSUN)
Largest Lead: 72 pts. (94-22 vs. MSM)
Largest Deficit: 19 pts. (51-70 at Kansas State)
Largest Margin of Victory: 65 pts. (99-34 vs. MSM)
Largest Margin of Defeat: 16 pts. (57-73 at Kansas State)
Largest Deficit Overcome in a Victory: 7 pts. (5-12 at UNCG, 38-45 vs. Oklahoma State, 16-23 vs. USC Upstate, 0-7 vs. Wake Forest)
Largest Lead Lost in a Loss: 16 pts. (31-15 at UNC)
Largest Halftime Lead: 39 pts. (50-11 vs. MSM)
Largest Halftime Deficit: 12 pts. (24-36 vs. Virginia)
Average Margin of Victory: 17.6 ppv
Average Margin of Defeat: 7.6 ppg
Average Margin: +9.5 ppg

Attendance Figures

Virginia Tech, like other ACC schools, announces total tickets distributed at each home game ... That number includes season tickets, individual game tickets and student tickets.

VT vs. The Conferences

ACC REGULAR SEASON **7-5**
 Atlantic Sun (Campbell, USC Upstate)2-0
 Atlantic 10 (St. Bonaventure)1-0
 Big 12 (Kansas State, Oklahoma State)1-1
 Big Ten (Purdue, Penn State)1-1
 Big West (CSUN)1-0
 Independent (Longwood).....1-0
 Mountain West (UNLV)0-1
 Northeast (Mt. St. Mary's)1-0
 SEC (Mississippi State)1-0
 Southern (UNCG)1-0
Total **17-8**

TOP INDIVIDUAL PERFORMANCES

VIRGINIA TECH

Points

- 33 Malcolm Delaney vs. Georgia Tech
- 30 Malcolm Delaney vs. UNLV
- 28 Malcolm Delaney at North Carolina
- 26 Malcolm Delaney vs. Virginia
- 25 Jeff Allen at Boston College
- 25 Jeff Allen vs. Georgia Tech
- 24 Jeff Allen vs. Florida State
- 24 Erick Green at Maryland
- 23 Malcolm Delaney at UNCG
- 23 Malcolm Delaney vs. Longwood
- 22 Malcolm Delaney at Kansas State
- 22 Malcolm Delaney at NC State
- 22 Malcolm Delaney vs. Maryland
- 22 Malcolm Delaney at Virginia
- 20 Malcolm Delaney vs. Campbell
- 20 Dorenzo Hudson vs. CSUN
- 20 Erick Green vs. Maryland

Rebounds

- 19 Jeff Allen at Boston College
- 15 Jeff Allen vs. USC Upstate
- 15 Jeff Allen at Virginia
- 14 Jeff Allen vs. Georgia Tech
- 13 Jeff Allen vs. Penn State
- 13 Victor Davila at NC State
- 12 Jeff Allen vs. Mount St. Mary's
- 11 Jeff Allen vs. Campbell
- 11 Terrell Bell vs. Purdue
- 11 Jeff Allen vs. Florida State
- 11 Jeff Allen at Georgia Tech
- 11 Jeff Allen vs. Miami
- 11 Jeff Allen at NC State
- 11 Jeff Allen vs. Maryland
- 10 five times

Assists

- 9 Malcolm Delaney vs. Wake Forest
- 8 Malcolm Delaney vs. Penn State
- 7 Malcolm Delaney vs. CSUN
- 7 Malcolm Delaney at Maryland
- 6 Jeff Allen vs. Penn State
- 6 Erick Green vs. Miss. St.
- 6 Erick Green vs. Miami
- 6 Erick Green vs. Georgia Tech
- 5 12 times

Steals

- 5 Erick Green at UNCG
- 5 Erick Green vs. St. Bonaventure
- 5 Manny Atkins vs. Mount St. Mary's
- 4 Malcolm Delaney at UNCG
- 4 Terrell Bell vs. St. Bonaventure
- 4 Jeff Allen vs. Mount St. Mary's
- 4 Erick Green vs. Florida State
- 4 Malcolm Delaney at North Carolina
- 4 Erick Green at Maryland
- 4 Jeff Allen at Virginia
- 3 12 times

Blocks

- 4 Jeff Allen vs. Campbell
- 4 Terrell Bell vs. Mount St. Mary's
- 4 Victor Davila at Virginia
- 3 Terrell Bell at Kansas State
- 3 Jarell Eddie at Kansas State
- 3 Victor Davila vs. Purdue
- 3 Jeff Allen vs. Wake Forest

OPPONENTS

Points

- 29 JaJuan Johnson, Purdue
- 28 Brian Oliver, Georgia Tech
- 27 Iman Shumpert, Georgia Tech (H)
- 26 Talor Battle, Penn State
- 25 Terrell Stoglin, Maryland (H)
- 22 Chris Singleton, Florida State
- 22 Iman Shumpert, Georgia Tech (A)
- 21 Mike Scott, Virginia
- 21 Andrew Nicholson, St. Bonaventure
- 21 Durand Scott, Miami

Rebounds

- 13 Lenny Daniel, CSUN
- 13 Mike Scott, Virginia
- 12 Marshall Moses, OK State
- 12 Iman Shumpert, Georgia Tech
- 11 Andrew Nicholson, St. Bonaventure
- 11 Jordan Williams, Maryland (A)
- 10 Derwin Kitchen, Florida State
- 10 Reggie Johnson, Miami

Assists

- 11 Iman Shumpert, Georgia Tech
- 9 Kendall Marshall, North Carolina
- 6 Oscar Bellfield, UNLV
- 6 Terrell Stoglin, Maryland (H)
- 5 Jamar Samuels, Kansas State
- 5 Mustapha Farrakhan, Virginia
- 5 Durand Scott, Miami
- 5 Glen Rice, Jr., Georgia Tech (H)
- 5 Jontel Evans, Virginia (A)
- 5 Sammy Zeglinski, Virginia (A)
- 4 15 times

Steals

- 7 Iman Shumpert, Georgia Tech
- 4 Ogo Adegboye, St. Bonaventure
- 3 six times

Blocks

- 4 John Henson, North Carolina
- 3 Dino Gregory, Maryland (H)
- 2 13 times



Highs In the 90s

This season, the Hokies have scored 90-or-more-points in a game five times, two more than all of last season ... Last year, two of the three were overtime games, while none of the five this season have been in overtime ... The last time the Hokies had more than four non-overtime 90-plus point games was the 2006-07 season, when Tech recorded five such games (four against Division I competition) ... The last time the Hokies had more than five 90-plus point non-overtime games was the 1988-89 season, when Tech record a total of 14 games with 90-or-more points, including 12 that were not decided in overtime.

It's Better in the Bahamas

Virginia Tech defeated Mississippi State, 88-57, in the Battle at Atlantis in the Imperial Arena at the Atlantis Resort on Dec. 18 ... A crowd of 3,480 witnessed the Hokies' win, after seeing Georgia Tech defeat Richmond in the first game ... These were the first basketball games held at the resort, which hopes to begin an eight-team exempt tournament next year ... The NCAA granted their request for an exemption in January.

The State We're In

Virginia Tech is 418-304 (.579) all-time against schools from Virginia ... Tech was 1-2 against state schools this season and was 4-0 last season ... The Hokies have played 13 schools from the state ... The only state Division I schools that Tech has not played are Norfolk State and Hampton... Tech holds winning records against 10 of the schools and even records against two others ... Tech is 23-14 against schools from Virginia under **Seth Greenberg**.

Welcoming Back the First

In conjunction with the celebration for the 50th year of Cassell Coliseum, the Virginia Tech athletics department welcomed back members of the 1961-62 Hokies' men's basketball team for the Florida State game ... These men were on the first team to play a game in Cassell Coliseum, a 92-67 victory over Alabama on Jan. 3, 1962 ... The Hokies' win over the Seminoles was the 500th Virginia Tech victory all-time in Cassell Coliseum.

More on the Win over Mount St. Mary's

In Virginia Tech's win over Mount St. Mary's on Jan. 2, the Hokies set a number of impressive marks, both offensively and defensively ... The 65-point margin of victory for Virginia Tech is the second-largest in

school history, trailing only a 105-24 victory over Washington & Lee on Jan. 9, 1959, at War Memorial Gym in Blacksburg ... This is the largest margin of victory for the Hokies in Cassell Coliseum ... (Washington & Lee and Virginia Tech were both members of the Southern Conference in 1959) ... Mount St. Mary's 17.0 percent from the field is a new Virginia Tech record for lowest field goal percentage by an opponent ... The old record was 17.6 percent in the 105-24 victory over Washington & Lee on Jan. 9, 1959, at War Memorial Gym in Blacksburg ... Virginia Tech's 69.2 percent from the field is a new high since joining the ACC ... The school record is 72.2 percent in a 92-81 win at Syracuse on Feb. 28, 1976 ... The 99 points scored by the Hokies are a season-high and the most scored by Tech since a 104-100 double overtime loss to Maryland in Cassell Coliseum on Feb. 27, 2010 ... It is the most points in a Virginia Tech victory since a 103-94 overtime win over Seton Hall in Cancun, Mexico, exactly one year earlier ... It is the most points in a regulation game since a 102-50 win over Maryland-Eastern Shore on Nov. 23, 2004, in Cassell Coliseum ... The 34 points allowed to Mount St. Mary's is the fewest for a Tech opponent since the Hokies defeated North Carolina Central, 72-30, in Cassell Coliseum on Jan. 18, 2010.

Good Shooting Backdrop

Malcolm Delaney has played three games in the Dean E. Smith Center at the University of North Carolina during his career ... In those three games, Delaney averaged 24.7 points and 3.7 assists per game ... He was the Hokies' leading scorer in all three games.

From the Line

In the win over Florida State, the Hokies made 34 free throws ... That is a season high and the most for the Hokies in a game since Tech made 38 free throws (on 46 attempts) in the win over Clemson last season ... The Hokies shot 91.9 percent from the line in the win over the Seminoles, the best percentage since Tech shot 93.8 percent from the line at Duke last season ... Virginia Tech was 30-41 from the free throw line in the win at UNCG ... The 41 attempts are a season high and the most by Tech in a game since making 32 of 47 in the home win over #23 Wake Forest last season ... The Hokies and Spartans combined for a total of 70 free throw attempts, the most combined in a Tech game since that same win over Wake Forest, when the teams combined for 74 free throw attempts.

Hokies in Overtime

With the overtime victory over St. Bonaventure, the Hokies are now 56-41 all-time in overtime games ... Virginia Tech was 3-1 in overtime games last season, with the three wins all coming away from Cassell Coliseum, and is 1-1 this season in overtime games ... Tech is 25-20 in road overtime games, 25-8 in home overtime games and 6-13 on neutral courts ... Tech is 14-6 in all overtime games under **Seth Greenberg** and 10-2 in ACC overtime games ... The last time the Hokies lost a true road overtime game was Feb. 11, 2006, when Tech fell to Virginia, 81-77, in University Hall ... Tech is 5-8 in double overtime games and 1-2 in triple overtime games.

One to Go

With the win at Campbell last season, **Seth Greenberg** recorded his 110th career victory at Virginia Tech and passed 2009 Virginia Tech Hall of Fame inductee Chuck Noe into second place in career coaching wins ... He currently has 149 career victories at Virginia Tech ... Charlie Moir is tops on the list with 213 victories.

A Totals Note

Jeff Allen is one of just two active players nationally that has at least 1,500 career points, 1,000 career rebounds and 100 career blocked shots ... The other player on that list is Kenneth Faried, Morehead State (1,808 points, 1,493 rebounds, 205 blocks (as of Feb. 3).

Hokies Hit 1,300

Virginia Tech is now 1323-1087 all-time in collegiate basketball, good for a .548 winning percentage ... This is the Hokies' 102nd season of men's basketball.

Points to Points

Virginia Tech defeated UNC Greensboro, 92-70, in Greensboro on Nov. 21 ... It was the most points for the Hokies in a true road, non-overtime game since Jan. 28, 1995, when Tech downed Liberty 101-70 in Lynchburg ... When Virginia Tech defeated Mississippi State, 88-57, in the Battle at Atlantis, it marked the first time that the Hokies have defeated a team by more than 30 points away from Cassell Coliseum since an 85-51 win over Liberty on Nov. 24, 1998 ... It is the largest margin of victory against an equity conference team since Tech defeated South Carolina, 109-68, on Jan. 12, 1985, in Cassell Coliseum ... It is the largest margin of victory against a current equity conference team away from Cassell Coliseum since Tech defeated Virginia, 92-59, in Charlottesville on Jan. 20, 1962.

2010-11 Starters

Allen, Bell, Davila, Delaney, Green	13-4
Allen, Bell, Davila, Delaney, Hudson	4-4



ACC Regular Season Points

ACC Career Scoring Leaders
Regular Season Games Only

1. J.J. Redick (Duke)	1,391
2. Tyler Hansbrough (UNC)	1,340
3. Bryant Stith (Virginia)	1,211
4. Matt Harpring (GT)	1,143
5. Randolph Childress (WF)	1,129
6. Bob Sura (Florida State)	1,112
Lennie Rosenbluth (UNC)	1,112
Skip Brown (WF)	1,112
9. Rodney Monroe (N.C. State)	1,104
10. Rod Griffin (WF)	1,098
11. Travis Best (GT)	1,076
12. Tyrese Rice (BC)	1,075
13. Johnny Dawkins (Duke)	1,073
Sean Singletary (Virginia)	1,073
Malcolm Delaney (VT)	1,073
16. Greivis Vasquez (Maryland)	1,063
Tim Duncan (WF)	1,063
18. Butch Zatezelo (Clemson)	1,060
19. Juan Dixon (Maryland)	1,055
20. Kyle Singler (Duke)	1,006
21. James Forrest (GT)	1,001

The Champ

Malcolm Delaney was the ACC's leading scorer in both categories, all games and conference games, last season ... This marks the first time since the Hokies joined the ACC beginning with the 2004-05 season that a Hokie has led the league in scoring or rebounding ... Delaney also led the ACC in minutes played in ACC games ... Delaney is currently second in the ACC in scoring.

Since Expansion (And Beyond)

Since the ACC expanded to include Virginia Tech and Miami in 2004 (and BC in 2005), the Hokies are fourth in the most conference regular season victories ... Tech is 55-52 in that stretch ... Only Duke (81-27), North Carolina (79-29) and Maryland (58-49) have more wins in that span ... Since the start of the 2006-07 season, the Hokies have the fourth-best victory total in ACC regular season games (43-33 in that span) (as of Feb. 19, 2011).

MD+JA=Points

When the Hokies defeated Connecticut in the NIT last season, **Malcolm Delaney** and **Jeff Allen** combined for 12 points ... The duo also combined for 12 points in the win over North Carolina Central earlier that season ... The last time the pair combined for fewer points in a game in which both players appeared was on Dec. 9, 2007, when, as freshmen in just the eighth game of their collegiate careers, they combined for 10 points in the Hokies' win over George Washington.

Yet Another Nation

Virginia Tech defeated Mississippi State in the Battle at Atlantis at the Atlantis Resort in Paradise Island, Bahamas on Dec. 18 ... The event was a doubleheader that also featured ACC foe Georgia Tech against Richmond ... This marked the second time in as many years and the second time ever that the Hokies have played a game on foreign soil ... The Hokies defeated Seton Hall in Cancun, Mexico, on Jan. 2 ... Tech has played regular season games in Puerto Rico and the U.S. Virgin Islands, but they are commonwealths of the United States.

Moving Up the Wins List

Seth Greenberg has won 134 total games since becoming a head coach in the ACC ... That is good for 23rd place all-time on the ACC wins list, having passed the late Skip Prosser last week ... Greenberg is sixth in ACC wins among current ACC coaches ... Here are some names that Coach Greenberg is approaching in career ACC wins.

- 21. Jeff Jones 146
- 22. Oliver Purnell..... 138
- 23. Seth Greenberg 134**

ACC Preseason Poll

Here was the ACC preseason media poll, as compiled by the Atlantic Coast Sports Media Association.

1 Duke (61)	743
2 VIRGINIA TECH	632
3 North Carolina (1)	622
4 NC State	526
5 Florida State	496
6 Maryland	432
7 Clemson	335
8 Miami	305
9 Georgia Tech	274
10 Boston College	173
11 Virginia	164
12 Wake Forest	134

Malcolm Delaney and Jeff Allen are tied as the active leaders in ACC Player of the Week awards, with three each.

JA & MD vs. GT

Malcolm Delaney has played six games against Georgia Tech in his career ... In those games, he is averaging 20.8 points, 4.5 assists and 5.3 rebounds per contest ... He scored 32 points and had nine assists in the win at Georgia Tech last season, a performance that earned him ACC Player of the Week honors and had 33 points in the home win over Georgia Tech this season ... **Jeff Allen** averaged 16.2 points and 8.8 rebounds per game in his six games against the Yellow Jackets.

A Great Improvement

Virginia Tech sophomore guard **Erick Green** is currently tied for first place for the largest improvement in scoring from last season to this season among ACC players ... Green averaged 2.6 points per game last season and is averaging 11.1 ppg this season, for an increase of 8.5 ppg, the same as Glen Rice Jr. of Georgia Tech ... Last season, **Dorenzo Hudson** earned the mantle of most improved in the ACC.

ACC Legends

The Atlantic Coast Conference has announced their group of ACC Legends for the 2011 season ... This year's Virginia Tech honoree is Wayne Robinson, a versatile 6-9 player who alternated between power forward and center ... Robinson was a low-post presence for Head Coach Charlie Moir for the Tech teams of the late 1970s ... Robinson, who led Tech in rebounding for three consecutive seasons in 1978 (9.2), 1979 (9.1) and 1980 (8.2), helped the Hokies record an 81-35 record including one NIT and two NCAA Tournament appearances ... Robinson helped lead Tech to the 1979 Metro Conference Championship and still ranks 26th on Tech's all-time scoring list with 1,283 career points ... He is eighth in career rebounding (852) and eighth in career field goal percentage (.517).

Honoring the Corps

The Hokies wore special gray uniforms against Virginia and Georgia Tech to honor the Virginia Tech Corps of Cadets ... The uniforms bore special insignia and colors of the Corps and paid tribute to this very special aspect of the University.



Head Coach Seth Greenberg



Success is not a given. Only through hard-work and dedication, will success come. Now in his eighth season at Virginia Tech, Seth Greenberg has set the Hokies onto a course of winning and competing at the highest level.

Since joining the Hokies, Greenberg has established himself as not only a builder of programs, but as a coach who has an eye on the ultimate goal.

Greenberg has a career record of 362-272 in 21 seasons as a collegiate head coach and a 149-102 record in his seven-plus seasons at Virginia Tech. His biggest victories as the head coach of the Hokies include a 70-69 win at No. 12 Georgia Tech and a 67-65 victory against No. 7 Duke in Cassell Coliseum in the 2004-05 season.

But in the 2006-07 season, the Hokies engineered a historic sweep over North Carolina, including a 94-88 win over the Tar Heels in Cassell Coliseum when UNC was the top-ranked team in the country. Couple that victory against North Carolina with a 69-67 overtime win at No. 5 Duke the week before, the Hokies spent time atop the ACC standings for the first time ever. During the 2008-09 season, the win at No. 1 Wake Forest and an 80-77 win at No. 12 Clemson were added to the list. This past season, home wins over a pair of No. 23 teams, Miami and Wake Forest, continued the run of top 25 victories.

With Greenberg's win at Campbell on Nov. 23, 2009, he passed Chuck Noe into second place on the all-time wins list at Virginia Tech with 110 victories. Only Charlie Moir, with 213 victories, has more wins at Tech than Greenberg.

In his time at Virginia Tech, Greenberg is 2-3 against top-ranked teams, with all three losses coming on final possessions. Tech has made four consecutive post-season appearances and five in Greenberg's seven years in Blacksburg.

As the 2009-10 school year began, the Hokies moved into the new \$21 million practice facility. This building brings Virginia Tech basketball the "WOW Factor!" that it needs to compete among the elite in college basketball and is the culmination of a vision that Greenberg has for the university and its basketball program.

In the last 18 months, Greenberg has received two awards that not only speak to his success on the court, but his works off the court as well. In September 2009, Greenberg was presented with the inaugural Al LoBalbo Award by his alma mater, Fairleigh Dickinson University. And in April, Greenberg was inducted into The National Jewish Sports Hall of Fame and Museum.

On March 11, 2008, Greenberg added another honor, as he was named the Atlantic Coast Conference's 2008 Coach of the Year. This marked the second time in four years that Greenberg earned the honor.

In the 2006-07 season, the Hokies defeated four nationally ranked teams and had a 3-0 record against teams ranked in the top-five. And as the 2010-11 season unfolds, Greenberg has the Hokies poised for even loftier achievements.

On April 3, 2003, the Hokies introduced Greenberg as their 27th head coach. A proven program builder, an admired and innovative tactician and an experienced recruiter, Greenberg took over the reigns of a Tech program that has made tremendous strides in his first six seasons in Blacksburg.

Greenberg earned his first major honor at Virginia Tech in 2005, being named the ACC Coach of the Year by the Atlantic Coast Sports Media Association.

He was the fourth Hokie honored by the group for the team's play during the Hokies' inaugural ACC season. The *Richmond Times-Dispatch* named Greenberg the Coach of the Year in the Commonwealth of Virginia.

The aggressive, up-tempo style that Greenberg installed in his first season with the Hokies has seen dividends and has brought a renewed sense of excitement to Cassell Coliseum, as well as to the "Hokie Nation."

Perhaps the biggest influences seen in the program have been the work ethic and attention to details that Greenberg and his staff have instilled. And when speaking of hard work, the principle begins at the top, with Greenberg himself. Long hours of watching film, instructing players and developing the program, along with tirelessly working to promote the program and university while being involved in the community, have made Greenberg a popular face on the Blacksburg campus and in the "Hokie Nation."

Greenberg came to Virginia Tech from the University of South Florida, where he served as head coach for seven seasons. At USF, Greenberg had a record of 108-100. Prior to USF, Greenberg was the head coach at Long Beach State University, where his overall record was 105-70.

During his time at Long Beach State and USF, Greenberg's teams posted impressive records against major conference opponents. During his Long Beach State tenure there were wins over four nationally-ranked teams, including a 64-49 victory against then-No. 1 Kansas at Allen Fieldhouse in 1992-93. At South Florida, his teams were 2-0 against Ohio State, had two wins over Texas and won at Pittsburgh during the Panthers' run to the Sweet 16 in the 2001-02 season. The Bulls defeated eventual Final Four team Wisconsin in the 1999-2000 season.

A 1978 graduate of Fairleigh Dickinson, Greenberg was a four-year letter winner under head coach Al LoBalbo. His father, the late Ralph Greenberg, played at Long Island University under coaching legend Clair Bee, one of college basketball's all-time winningest coaches.

Head Coach Seth Greenberg



Greenberg began his coaching career as an assistant at Columbia in 1978. He moved to Pittsburgh two years later, where he made two trips to the NCAA Tournament in three years with the Panthers. He spent the 1983-84 season at Virginia, helping the Cavs reach the Final Four before moving on to Miami as an assistant under future Virginia Tech head coach Bill Foster. At Miami, he helped revive a program that had been dormant for a number of years.

Greenberg first went to Long Beach State as associate head coach under Joe Harrington. Greenberg replaced him three years later when Harrington accepted the head coaching position at Colorado. In his six seasons at LBSU, Greenberg led the 49ers to two NCAA Tournament appearances and one NIT appearance. He led LBSU to two Big West Conference championships and one Big West regular-season title. While Greenberg was at LBSU, the 49ers defeated four nationally ranked teams. Greenberg also tutored future NBA players Bryon Russell, Lucious Harris and Juaquin Hawkins.

In the summer of 2004, Greenberg received a lofty honor when he was inducted into the Five Star Basketball Camp's Hall of Fame. The honor, shared by some of the greatest coaches like Rick

Pitino and Hubie Brown, was bestowed for the many years that Greenberg has been a part of the nation's top summer basketball camp as an instructor and guest speaker.

Greenberg has always been involved in charitable organizations and causes. In September of 2009, he was the winning head coach in the inaugural "Chairmen of the Boards" 3-on-3 charity basketball tournament to benefit Tuesday's Children in New York City. This group is the premiere non-profit organization serving the needs of the 9/11 community, providing a wide-range of programming from mentoring, to advocacy for children, to next-step life skills and leadership training for 9/11 families and rescue and recovery workers.

When confronted by the destruction of Hurricane Katrina, Greenberg knew he had to get involved. He served as the chairman of the organizing committee of AllCoachesCare.com, a major on-line sports auction that raised money for Habitat for Humanity and its efforts in helping to rebuild the Gulf Coast area. Working tirelessly, Greenberg helped the group acquire goods and services for the auction and also spent countless hours speaking on television and radio and to media members getting the word out about the auction.

This season, Greenberg has taken a leadership role with "Shots from the Heart," an event that helps the American Heart Association raise money to fight heart disease. The event will have selected head coaches and assistant coaches in a bracketed free throw shooting contest.

Greenberg and his wife, Karen, are the parents of three daughters: Paige, 22, Ella, 19, and Jacqueline, 15. Paige graduated from Virginia Tech in May, and Ella is a sophomore cheerleader for the Hokies. Greenberg is active in a number of organizations and causes, including the Great American Teach-in, the American Heart Association, Coaches vs. Cancer and the Boys and Girls Club.



The Greenberg File

COACHING EXPERIENCE

Head Coach,
Virginia Tech, 2003-present
149-102 record (.594)
Head Coach,
University of South Florida, 1996-2003
108-100 record (.519)
Head Coach,
Long Beach State University, 1990-96
105-70 record (.600)
362-272 overall head coaching record (.571)
Associate Head Coach,
Long Beach State University, 1987-90
Assistant Coach, University of Miami, 1984-87
Assistant Coach, University of Virginia, 1983-84
Assistant Coach, University of Pittsburgh, 1980-83
Assistant Coach, Columbia University, 1978-80

POSTSEASON APPEARANCES

NIT — 1992, 2000, 2002, 2005, 2008, 2009, 2010
(Head Coach) 1988, 1990 (Assistant Coach)
NCAA — 1993, 1995, 2007 (Head Coach)
1981, 1982,
1984 Final Four (Assistant Coach)

PERSONAL

Born - April 18, 1956, Plainview, N.Y.
High School - John F. Kennedy, 1974
College - Fairleigh Dickinson University 1978
Family - Wife: Karen - Daughters: Paige (22),
Ella (19) and Jacqueline (15)

EDUCATION

B.A., Broadcast Journalism,
Fairleigh Dickinson University, 1978




Virginia Tech head basketball coach Seth Greenberg, with daughters, Ella, Jacqueline, wife, Karen and daughter, Paige.



The Last Time That...

Tech scored 100 points and won: 103-94, OT vs. Seton Hall, 1-2-10
Tech scored 100 points and lost: 100-104 2OT vs. Maryland, 2-27-10
Tech played in overtime: 76-68, OT vs. St. Bonaventure, 12-23-10
Tech played in consecutive overtime games: 75-74 at Clemson, 2-8-06 & 77-81 at Virginia, 2-11-06
Tech played 2 OT: 100-104 2OT vs. Maryland, 2-27-10
Tech played 3 OT: 86-90 at WVU, 2-2-83
Tech scored 100+ points: 102-77, vs. Georgia Tech, 2-13-11
Tech scored 90-99 points: 91-83, vs. Maryland, 2-15-11
Tech scored 80-89 points: 88-57, vs. Mississippi State, 12-18-10
Tech scored 70-79 points: 77-69, at NC State, 2-2-11
Tech scored 60-69 points: 61-64 at North Carolina, 1-13-10
Tech scored 50-59 points: 54-61 at Virginia, 2-19-11
Tech scored 40-49 points: 44-69 at Duke, 1-4-08
Tech scored 30-39 points: 33-43 at East Carolina, 1966-67 season
Tech scored 20-29 points: 27-40 at McGuire Gen., 1945-46 season
Tech scored 10-19 points: 16-45 at Virginia, 1938-1939 season
Tech scored less than 10 points: 7-31 at W&L, 1922-1923 season
Tech allowed 100+ points: 100-104 2OT vs. Maryland, 2-27-10
Tech allowed 90-99 points: 103-94, OT vs. Seton Hall, 1-2-10
Tech allowed 80-89 points: 91-83, vs. Maryland, 2-15-11
Tech allowed 70-79 points: 102-77, vs. Georgia Tech, 2-13-11
Tech allowed 60-69 points: 54-61 at Virginia, 2-19-11
Tech allowed 50-59 points: 56-58 at Boston College, 2-5-11
Tech allowed 40-49 points: 59-46 vs. UNCG, 11-17-09
Tech allowed 30-39 points: 99-34, vs. Mount St. Mary's, 1-2-11
Tech allowed 20-29 points: 31-25 vs. Richmond, 1945-1946 season
Tech allowed 10-19 points: 60-19 vs. Lynchburg College, 1945-1946 season
Tech allowed less than 10 points: 28-9 vs. Hampden-Sydney, 1922-1923 season
Largest margin of victory: 83 points vs. Randolph Macon Academy, 87-4, 1910-11 season
Largest margin of victory in an ACC game: 29 points vs. Wake Forest, 94-65, 1-15-11
Two Tech players recorded double-doubles in a game: Jeff Allen (11 pts./13 rebs.) and Terrell Bell (13 pts./10 rebs.) vs. Penn State, 12-12-10
Two Tech players recorded double-doubles in consecutive games: vs. UNC, ACC Tournament, 3-13-09 and vs. Duquesne, NIT, 3-18-09
Tech player had five or more steals: Manny Atkins (5) vs. Mount St. Mary's, 1-2-11
Tech player had 10 or more assists in a game: Malcolm Delaney (10) vs. Baylor, NIT, 3-21-09
Tech player had 20 or more rebounds in a game: Jeff Allen (21) vs. Longwood, 12-14-08
Two Tech players had double figures in rebounds: Victor Davila (13 rebounds) and Jeff Allen (11 rebounds) at NC State, 2-2-11
Two Tech players had five or more assists: Erick Green (6) & Malcolm Delaney (5) vs. Georgia Tech, 2-13-11
Two Tech players scored 20 or more points: Malcolm Delaney (33 points) & Jeff Allen (25 points) vs. Georgia Tech, 2-13-11
Tech player scored 30-39 points in a game: 33, Malcolm Delaney vs. Georgia Tech, 2-13-11
Tech player scored 40-49 points in a game: 41, Dorenzo Hudson vs. Seton Hall, 1-2-10
Tech player scored 50+ points in a game: 51, Bimbo Coles vs. Southern Miss., 2-6-88
Tech defeated a ranked opponent on the road: 80-77 at #12/13 Clemson, 2-25-09
Tech defeated a ranked opponent at home: 87-83 vs. #23/25 Wake Forest, 2-16-10
Tech player had consecutive double-doubles: Jeff Allen, 2-15-11 & 2-19-11
Tech player had six consecutive double-doubles: Jeff Allen, 1-30-11, 2-2-11, 2-5-11, 2-13-11, 2-15-11 & 2-19-11
Tech player had seven consecutive double-doubles: Jeff Allen, 1-25-11, 1-30-11, 2-2-11, 2-5-11, 2-13-11, 2-15-11 & 2-19-11
Tech held opponent without a double-figure scorer: 65-47 vs. Miami, ACC Tournament, 3-12-09
Tech had five players score in double figures: vs. Maryland, 2-15-11
Tech had six players score in double figures: vs. Wake Forest, 1-15-11
Tech did not make a three-point field goal: at Providence, 2-1-03
Tech's opponent did not make a three-point field goal: at NC State, 2-10-10
Tech did not shoot a free throw in the first half: vs. Purdue, 12-1-10
Tech did not shoot a free throw in the second half: vs. Virginia, 12-5-10
Tech allowed a triple-double: Iman Shumpert (22 pts., 12 rebs., 11 assists), at Georgia Tech. 1-25-11



JEFF ALLEN

SENIOR • FORWARD • 6-7 • 230

WASHINGTON, D.C. • HARGRAVE MIL. ACAD.

#0



SEASON STATISTICS

Opponent	Min	FG-A-%	3FG-A-%	FT-A-%	O-D-T	A	TO	Blk	Stl	Pts
CAMPBELL	31	4-9-.444	0-1-.000	3-5-.600	3-11-14	5	4	4	2	11
Kansas State	29	3-8-.375	0-0-.000	2-3-.667	1-4-5	3	2	0	1	5
UNC-Greensboro	30	6-10-.600	0-1-.000	5-8-.625	3-4-7	3	3	0	3	17
Cal. State Northridge#	27	4-7-.571	0-0-.000	2-5-.400	3-7-10	4	3	1	0	10
Oklahoma State#	26	4-13-.308	0-2-.000	3-4-.750	2-5-7	2	1	1	0	11
UNLV#	28	4-9-.444	1-2-.500	1-2-.500	3-3-6	0	4	0	0	9
PURDUE%	41	5-11-.455	0-3-.000	4-8-.500	2-7-9	2	3	0	2	14
VIRGINIA*	38	6-14-.429	0-3-.000	0-0-.000	2-7-9	2	2	2	1	12
PENN STATE	37	5-10-.500	0-0-.000	1-3-.333	3-10-13	6	2	0	1	11
Mississippi State^	16	5-7-.714	0-1-.000	2-2-1.000	2-8-10	2	1	0	0	12
St. Bonaventure	30	8-13-.615	1-3-.333	1-2-.500	3-6-9	0	4	2	1	18
USC UPSTATE	37	5-10-.500	0-1-.000	6-6-1.000	2-13-15	0	2	1	1	16
MT. ST. MARY'S	24	4-7-.571	0-1-.000	6-8-.750	3-9-12	3	2	2	4	14
FLORIDA STATE*	32	7-12-.583	0-0-.000	10-12-.833	2-9-11	0	5	1	1	24
North Carolina*	25	2-7-.286	0-1-.000	0-2-.000	2-5-7	0	3	1	3	4
WAKE FOREST*	27	4-8-.500	0-0-.000	2-3-.667	2-2-4	1	1	3	2	10
Maryland*	32	3-9-.333	1-2-.500	0-0-.000	3-7-10	2	4	1	1	7
LONGWOOD	34	3-8-.375	0-1-.000	0-0-.000	3-7-10	3	4	1	1	6
Georgia Tech*	36	7-13-.538	0-0-.000	4-7-.571	3-8-11	0	3	0	1	18
MIAMI*	39	7-12-.583	0-1-.000	4-6-.667	3-8-11	1	2	1	0	18
NC State*	34	7-14-.500	0-1-.000	1-2-.500	3-8-11	1	4	0	0	15
Boston College*	38	10-19-.526	0-1-.000	5-5-1.000	8-11-19	2	2	1	3	25
GEORGIA TECH*	39	10-15-.667	0-1-.000	5-5-1.000	7-7-14	2	4	0	0	25
MARYLAND*	36	7-13-.538	0-1-.000	2-2-1.000	1-10-11	3	2	1	0	16
Virginia*	40-	5-9-.556	0-0-.000	1-1-1.000	2-13-15	0	2	0	4	11
Wake Forest*										
DUKE*										
BOSTON COLLEGE*										
Clemson*										

*- ACC games; # - 76 Classic (Anaheim, Calif.); % - Big 10/ACC Challenge; ^- Battle at Atlantis (Bahamas); @ - ACC Tournament

2010-2011 NOTES

Recorded a double-double in the season opener against Campbell with 11 points and 14 rebounds, adding five assists (ties his career high), four blocks and two steals in 31 minutes ... Allen's double-double against Campbell was the 29th of his career, which is the most of any active ACC player ... Scored a season-high 17 points at UNC-Greensboro with a team-best seven rebounds, adding three assists and three steals ... Registered his 30th career double-double against Cal. State Northridge, notching 10 points and 10 rebounds while adding four assists and a block ... Scored 11 points with seven rebounds, two assists and a block against Oklahoma State ... Led the Hokies with 14 points against Purdue, adding nine rebounds, two steals and two assists ... Led the team with nine rebounds against Virginia, while scoring 12 points ... Notched his 31st career double-double against Penn State with 11 points and a team-best 13 rebounds, while adding a career-high six assists ... Scored a double-double against Mississippi State, with 12 points and a team-high 10 rebounds ... Scored a season-high 18 points against St. Bonaventure, hitting a season-high eight field goals while adding nine rebounds ... Notched his third double-double in four games with 16 points and a season-best 15 rebounds against USC Upstate, making a season-high 6-of-6 from the line ... Recorded yet another double-double versus Mount St. Mary's, scoring 14 points and 12 rebounds, going 6-for-8 at the line and registering a season-high four steals. ... Led both teams with a season-high 24 points against Florida State, hitting 7-of-12 from the field and a career-best 10-of-12 at the line ... Named ACC Player of the Week on Jan. 10 ... Tabbed seven points and 10 rebounds against Maryland ... Led the Hokies with 18 points and 11 rebounds at Georgia Tech ... Once again led the Hokies with 18 points and 11 rebounds, his 37th career double-double, against Miami ... Scored his 1,500th career point at NC State, recording his third straight double-double with 15 points and 11 rebounds ... Recorded a season-high 25 points and 19 rebounds at Boston College, notching his 1,000th career board while setting a new Tech record for rebounds in ACC play ... Named ACC and Virginia Tech Player of the Week for the second time on Feb. 7 ... Scored 25 points and 14 rebounds against Georgia Tech, notching his ACC-leading 40th career double-double ... Continued his double-double streak against Maryland with 16 points and 11 rebounds ... Notched 15 rebounds, 11 points and four steals at Virginia ... Currently in fourth place all-time at Virginia Tech with 1,041 career rebounds and 221 career steals and in fifth with 148 career blocked shots ... Additionally, he has moved into 15th place all-time in career points, with 1,590.

SEASON/CAREER GAME HIGHS

POINTS	
Season	25 at BC (2/5/11), vs GT (2/13/11)
Career	30 vs Boston College (1/17/09)
ACC	30 vs Boston College (1/17/09)

MINUTES PLAYED	
Season	41 vs Purdue (12/1/10)
Career	44 vs Duquesne (2/18/09), vs Maryland (2/27/10)
ACC	44 vs Maryland (2/27/10)

FIELD GOALS MADE	
Season	10 at BC (2/5/11) vs GT (2/13/11)
Career	11 vs Boston College (1/17/09)
ACC	11 vs Boston College (1/17/09)

FIELD GOAL ATTEMPTS	
Season	19 at Boston College (2/5/11)
Career	23 vs Maryland (2/27/10)
ACC	23 vs Maryland (2/27/10)

3-PT FIELD GOALS MADE	
Season	1, 3x-last at Maryland (1/20/10)
Career	4 vs Fairfield (11/20/08)
ACC	2 vs Virginia (2/13/10), at GT (3/6/10)

3-PT FIELD GOAL ATTEMPTS	
Season	3, 3x-last vs St. Bonaventure (12/23/10)
Career	5 vs Fairfield (11/20/08)
ACC	3, 6x-last vs Virginia (12/5/10)

FREE THROWS MADE	
Season	10 vs Florida State (1/8/11)
Career	10 vs Florida State (1/8/11)
ACC	10 vs Florida State (1/8/11)

FREE THROW ATTEMPTS	
Season	12 vs Florida State (1/8/11)
Career	15 vs Seton Hall (11/23/08)
ACC	13 at Boston College (1/31/09)

REBOUNDS	
Season	19 at Boston College (2/5/11)
Career	21 vs Longwood (12/14/08)
ACC	19 at Boston College (2/5/11)

ASSISTS	
Season	6 vs Penn State (12/12/10)
Career	6 vs Penn State (12/12/10)
ACC	3, 4x-last at Miami (1/31/10)

BLOCKS	
Season	4 vs Campbell (11/12/10)
Career	5 vs Fairfield (11/20/08)
ACC	4, 3x-last vs Virginia (2/13/10)

STEALS	
Season	4 vs Mt. St. Mary's (1/2/11), at UVa (2/19/11)
Career	6 at NC State (3/9/08), UNCG (11/17/09)
ACC	6 at NC State (3/9/08), UNCG (11/17/09)




CAREER STATISTICS

Year	GP-GS	Min-Avg.	FGM-FGA-Pct.	3FG-FGA-Pct.	FTM-FTA-Pct.	Off.-Def.	Reb-Avg.	A-TO	Blk	Stl	TP-Avg.
07-08	33-32	929-28.2	155-316-.491	4-19-.211	74-122-.607	70-181	251-7.6	30-89	41	69	388-11.8
08-09	33-33	1006-30.5	158-324-.488	17-42-.405	118-193-.611	93-184	277-8.4	43-90	42	61	451-13.7
09-10	34-31	895-26.3	156-332-.470	10-39-.256	87-131-.664	73-180	253-7.4	40-76	42	59	409-12.0
10-11	25-25	806-32.2	135-267-.506	3-27-.111	69-102-.676	71-189	260-10.4	47-70	23	32	342-13.7
Total	125-121	3636-29.1	604-1239-.487	34-127-.268	348-548-.635	307-734	1041-8.3	160-325	148	221	1590-12.7

TERRELL BELL

SENIOR • FORWARD • 6-7 • 205
STONE MOUNTAIN, GA. • STONE MOUNTAIN

#1



SEASON STATISTICS

Opponent	Min	FG-A-%	3FG-A-%	FT-A-%	O-D-T	A	TO	Blk	Stl	Pts
CAMPBELL	36	6-11-.545	2-5-.400	3-6-.500	3-5-8	2	3	2	1	17
Kansas State	23	0-1-.000	0-0-.000	0-0-.000	0-3-3	1	1	3	0	0
UNC-Greensboro	21	1-4-.250	0-3-.000	1-2-.500	1-3-4	0	0	1	2	3
Cal. State Northridge#	32	0-4-.000	0-1-.000	2-3-.667	1-5-6	4	1	2	0	2
Oklahoma State#	30	2-4-.500	2-3-.667	0-2-.000	2-5-7	3	3	0	1	6
UNLV#	39	5-6-.833	2-2-1.000	0-0-.000	2-5-7	3	1	1	0	12
PURDUE%	41	1-4-.250	0-1-.000	3-4-.750	3-8-11	3	0	1	0	5
VIRGINIA*	33	2-2-1.000	1-1-1.000	0-0-.000	0-3-2	2	2	2	1	5
PENN STATE	36	6-12-.500	0-2-.000	1-2-.500	3-7-10	3	3	1	0	13
Mississippi State^	26	2-7-.286	2-3-.667	0-0-.000	3-2-5	1	3	1	1	6
St. Bonaventure	43	1-3-.333	1-3-.333	2-4-.500	1-8-9	3	3	0	4	5
USC UPSTATE	30	3-7-.429	0-2-.000	0-0-.000	0-2-2	2	1	0	1	6
MT. ST. MARY'S	28	2-3-.667	0-1-.000	1-3-.333	1-4-5	3	1	4	0	5
FLORIDA STATE*	37	2-4-.500	0-0-.000	0-0-.000	2-2-4	2	3	1	1	4
North Carolina*	28	1-2-.500	0-1-.000	0-0-.000	1-5-6	0	3	1	1	2
WAKE FOREST*	23	5-7-.714	2-2-1.000	0-0-.000	1-2-3	3	0	1	2	12
Maryland*	29	1-3-.333	0-0-.000	0-0-.000	1-6-7	2	0	1	0	2
LONGWOOD	29	3-7-.429	1-4-.250	0-0-.000	2-5-7	0	2	2	0	7
Georgia Tech*	28	3-6-.500	1-3-.333	0-0-.000	2-4-6	1	0	0	1	7
MIAMI*	31	1-4-.250	1-3-.333	3-4-.750	0-3-2	2	2	0	1	6
NC State*	33	4-8-.500	1-3-.333	4-4-1.000	3-2-5	0	1	0	0	13
Boston College*	37	2-2-1.000	0-0-.000	3-3-1.000	1-1-2	2	0	0	0	7
GEORGIA TECH*	23	4-6-.667	1-2-.500	4-6-.667	1-1-2	2	0	0	0	13
MARYLAND*	38	5-5-1.000	5-5-1.000	1-4-.250	1-7-8	3	2	1	3	16
Virginia*	36	0-2-.000	0-1-.000	2-2-1.000	0-2-2	2	3	0	1	2
Wake Forest*										
DUKE*										
BOSTON COLLEGE*										
Clemson*										

*- ACC games; # - 76 Classic (Anaheim, Calif.); % - Big 10/ACC Challenge; ^- Battle at Atlantis (Bahamas); @ - ACC Tournament

2010-2011 NOTES

Scored a career-high 17 points, tying career highs for field goals made (6) and attempted (11), along with free-throw attempts (11) in the season opener against Campbell, pitching in eight rebounds ... Tied for the team lead in blocked shots (3) against No. 3 Kansas State ... Had six rebounds, four assists and two blocks against Cal. State Northridge ... Went 2-for-3 from the 3-point line with seven rebounds and three assists against Oklahoma State ... Scored 12 points against UNLV, going 5-for-6 in the field including 2-of-2 from the 3-point line, and added seven rebounds, three assists and a blocked shot ... Notched a season-high 11 assists against Purdue, adding five points, three assists and a block ... Was perfect in shooting against Virginia, sinking a field goal and a 3-pointer, while adding three rebounds, two assists, two blocks and a steal ... Recorded his second career double-double against Penn State, scoring 13 points and grabbing 10 rebounds, while adding three assists and a blocked shot ... Tied his career high in made field goals with six against Penn State, while taking a career-high 12 shots from the field ... Grabbed nine boards and a career-high four steals against St. Bonaventure ... Scored six points with two rebounds and two assists against USC Upstate ... Tied a career-high with four blocked shots against Mount St. Mary's, while adding five points and five rebounds ... Went 5-for-7 from the field for a total of 12 points against Wake Forest, adding three assists, three rebounds, two steals and a block ... Notched seven points, seven rebounds and two blocks against Longwood ... Scored seven points, including Tech's only three-pointer, with six rebounds at Georgia Tech ... Was a point shy of his ACC career high, scoring 13 points with five rebounds at NC State ... Was perfect in shooting at Boston College, going 3-for-3 at the line and 2-for-2 from the field for a total of seven points ... Scored 13 points against Georgia Tech ... Was perfect from the field against Maryland, making a career-high 5-of-5 three-pointers for an ACC career-high 16 points with eight rebounds, three assists and three steals.

SEASON/CAREER GAME HIGHS

POINTS

Season	17 vs Campbell (11/12/10)
Career	17 vs Campbell (11/12/10)
ACC	16 vs Maryland (2/15/11)

MINUTES PLAYED

Season	43 vs St. Bonaventure (12/23/10)
Career	43 vs St. Bonaventure (12/23/10)
ACC	40 at Georgia Tech (3/6/10)

FIELD GOALS MADE

Season	6 vs Campbell (11/12/10), vs PSU (12/12/10)
Career	6, 3x-last vs Penn State (12/12/10)
ACC	5, 3x-last vs Maryland (2/15/11)

FIELD GOAL ATTEMPTS

Season	12 vs Penn State (12/12/10)
Career	12 vs Penn State (12/12/10)
ACC	11 at North Carolina (1/10/10)

3-PT FIELD GOALS MADE

Season	5 vs Maryland (2/15/11)
Career	5 vs Maryland (2/15/11)
ACC	5 vs Maryland (2/15/11)

3-PT FIELD GOAL ATTEMPTS

Season	5 vs Campbell (11/12/10), vs UMd (2/15/11)
Career	9 vs Miami (3/12/10)
ACC	9 vs Miami (3/12/10)

FREE THROWS MADE

Season	4 at NC State (2/2/11), vs GT (2/13/11)
Career	4, 4x-last vs Georgia Tech (2/13/11)
ACC	4, 3x-last vs Georgia Tech (2/13/11)

FREE THROW ATTEMPTS

Season	6 vs Campbell (11/12/10), vs GT (2/13/11)
Career	6, 3x-last vs Georgia Tech (2/13/11)
ACC	6 vs Georgia Tech (2/13/11)

REBOUNDS

Season	11 vs Purdue (12/1/10)
Career	14 vs Wake Forest (2/16/10)
ACC	14 vs Wake Forest (2/16/10)

ASSISTS

Season	4 vs CSU-Northridge (11/25/10)
Career	6 vs Quinnipiac (3/17/10)
ACC	6 vs Quinnipiac (3/17/10)

BLOCKS

Season	4 vs Mt. St. Mary's (1/2/11)
Career	4, 3x-last vs Mt. St. Mary's (1/2/11)
ACC	4 vs Wake Forest (2/16/10)

STEALS

Season	4 vs St. Bonaventure (12/23/10)
Career	4 vs St. Bonaventure (12/23/10)
ACC	3 at Miami (1/31/10), vs Maryland (2/15/11)




CAREER STATISTICS

Year	GP-GS	Min-Avg.	FGM-FGA-Pct.	3FG-FGA-Pct.	FTM-FTA-Pct.	Off.-Def.	Reb-Avg.	A-TO	Blk	Stl	TP-Avg.
07-08	33-0	233-7.1	20-46-.435	5-23-.217	16-24-.667	15-18	33-1.0	18-13	4	10	61-1.8
08-09	32-2	396-12.4	29-87-.333	6-31-.194	11-24-.458	37-48	85-2.7	31-24	7	13	75-2.3
09-10	34-33	962-28.3	75-171-.439	22-61-.361	36-57-.632	56-152	208-6.1	68-51	38	27	208-6.1
10-11	25-25	790-31.6	62-124-.500	22-51-.431	30-49-.612	35-100	135-5.4	49-38	25	21	176-7.0
Total	124-60	2381-19.2	186-428-.435	55-166-.331	93-154-.604	143-318	461-3.7	166-126	74	71	520-4.2

MALCOLM DELANEY

SENIOR • GUARD • 6-3 • 190
BALTIMORE, MD. • TOWSON CATHOLIC

#23



SEASON STATISTICS

Opponent	Min	FG-A-%	3FG-A-%	FT-A-%	O-D-T	A	TO	Blk	Stl	Pts
CAMPBELL	39	3-9-.333	3-8-.375	11-11-1.000	1-3-4	2	3	0	0	20
Kansas State	39	6-18-.333	2-6-.333	8-9-.889	1-5-6	5	9	0	3	22
UNC-Greensboro	35	8-12-.667	1-4-.250	6-6-1.000	0-0-0	4	9	0	4	23
Cal. State Northridge#	40	6-11-.545	3-6-.500	2-3-.667	0-4-4	7	5	0	1	17
Oklahoma State#	39	3-8-.375	0-2-.500	10-11-.909	2-1-3	1	5	0	0	16
UNLV#	40	9-14-.643	7-9-.777	5-8-.625	1-3-4	4	4	0	2	30
PURDUE%	42	2-18-.111	1-6-.167	4-4-1.000	2-3-5	2	4	0	1	9
VIRGINIA*	40	10-15-.667	4-7-.571	2-2-1.000	2-1-3	1	3	0	1	26
PENN STATE	39	6-9-.667	5-7-.714	1-1-1.000	0-1-1	8	3	0	1	18
Mississippi State^	35	5-12-.417	3-8-.375	6-8-.750	1-4-5	4	3	0	1	19
St. Bonaventure	43	5-15-.333	2-6-.333	7-8-.875	0-3-3	5	2	0	1	19
USC UPSTATE	39	6-13-.461	1-5-.200	4-6-.667	1-0-1	5	1	1	2	17
MT. ST. MARY'S	23	5-7-.714	2-4-.500	0-0-.000	0-2-2	5	2	0	2	12
FLORIDA STATE*	39	3-10-.300	0-3-.000	7-7-1.000	0-5-5	3	0	0	3	13
North Carolina*	39	8-18-.444	7-12-.583	5-7-.714	1-1-2	5	4	0	4	28
WAKE FOREST*	34	3-9-.333	1-4-.250	2-2-1.000	0-2-2	9	1	0	0	9
Maryland*	39	5-11-.455	2-4-.500	7-8-.875	1-4-5	7	3	0	2	19
LONGWOOD	36	6-14-.429	1-5-.200	10-12-.833	2-3-5	4	1	0	1	23
Georgia Tech*	40	3-11-.273	0-3-.000	2-2-1.000	0-1-1	5	8	0	1	8
MIAMI*	40-	4-10-.400	3-7-.429	3-4-.750	0-1-1	4	1	0	1	14
NC State*	38	7-16-.438	2-5-.400	6-6-1.000	0-2-2	4	1	0	2	22
Boston College*	40	6-17-.353	3-7-.429	4-5-.800	0-4-4	0	1	0	0	19
GEORGIA TECH*	34	9-14-.643	3-4-.750	12-14-.857	2-4-6	5	5	0	3	33
MARYLAND*	40	3-14-.214	2-6-.333	14-14-1.000	4-2-6	5	0	0	3	22
Virginia*	40	8-22-.364	6-15-.400	0-1-.000	1-0-1	3	1	0	2	22
Wake Forest*										
DUKE*										
BOSTON COLLEGE*										
Clemson*										

*- ACC games; # - 76 Classic (Anaheim, Calif.); % - Big 10/ACC Challenge; ^- Battle at Atlantis (Bahamas); @ - ACC Tournament

2010-2011 NOTES

Scored 20 points including going 11-for-11 from the free-throw line in the season opener against Campbell ... The Campbell game marks the 20th time he made 10-or-more free throws in a game and the seventh time he made 10-plus and was perfect at the line ... Led both teams with 22 points, going 8-for-9 at the line, and added six rebounds and a game-high five assists and three steals against No. 3 Kansas State ... Led the team with 23 points, going 6-for-6 at the line and 8-for-12 in the field against UNC-Greensboro, and added four steals and four assists ... Played all 40 minutes against Cal. State Northridge, scoring 17 points with seven assists and four rebounds ... Scored 16 points, going 10-for-11 at the free-throw line against Oklahoma State, marking his 21st career game with 10 or more made free throws ... Led both teams with a season-high 30 points against UNLV, making a career-high seven 3-pointers, while adding four rebounds, four assists and two steals ... Named to the all-tournament team for the 76 Classic, scoring 63 points in three games ... Named ACC Player of the Week and Virginia Tech Athlete of the Week on Nov. 29 for his performance in the 76 Classic ... Led both teams with 26 points against Virginia, making double-digit field goals for the first time this season ... Notched a team-leading 18 points and eight assists against Penn State, sinking five of seven from beyond the 3-point arc ... Scored a game-best 19 points against Mississippi State, adding five rebounds, four assists and a steal ... Scored a team-leading 19 points with five assists against St. Bonaventure ... Notched his first blocked shot of the season against USC Upstate, while scoring 17 points and five assists ... Made 7-of-7 from the free-throw line, scoring 13 total, against Florida State, adding five rebounds, three assists and three steals ... Scored 28 points at North Carolina, tying his career high with seven three-pointers made, while adding five assists and four steals ... Dished out a season-high nine assists while scoring nine points against Wake Forest ... Notched 19 points with seven assists and five rebounds at Maryland ... Scored 23 points, including 10-of-12 at the line, against Longwood, while adding five rebounds and four assists ... Became the fourth player in Tech history to score 2,000 career points, notching a game-best 22 points at NC State ... Scored 19 points, 17 in the second half alone, at Boston College ... Recorded a season-high 33 points against Georgia Tech, going 9-for-14 in the field and 12-for-14 at the line, while adding six rebounds and five assists ... Made a season-high 14-of-14 from the line against Maryland with a total of 22 points, six rebounds, five assists and three steals ... Scored 22 points including six three-pointers at Virginia ... Currently in third place all-time at Virginia Tech with 513 career assists and in fourth with 2,098 career points.

SEASON/CAREER GAME HIGHS

POINTS

Season	33 vs Georgia Tech (2/13/11)
Career	37 vs Clemson (1/29/09)
ACC	37 vs Clemson (1/29/09)

MINUTES PLAYED

Season	43 vs St. Bonaventure (12/23/10)
Career	50 vs Maryland (2/27/10)
ACC	50 vs Maryland (2/27/10)

FIELD GOALS MADE

Season	10 vs Virginia (12/5/10)
Career	11 vs Clemson (1/29/09)
ACC	11 vs Clemson (1/29/09)

FIELD GOAL ATTEMPTS

Season	22 at Virginia (2/19/11)
Career	24 at Virginia (1/28/10)
ACC	24 at Virginia (1/28/10)

3-PT FIELD GOALS MADE

Season	7 vs UNLV (11/28/10), at UNC (1/13/11)
Career	7 vs UNLV (11/28/10), at UNC (1/13/11)
ACC	7 at North Carolina (1/13/11)

3-PT FIELD GOAL ATTEMPTS

Season	15 at Virginia (2/19/11)
Career	15 at Virginia (2/19/11)
ACC	15 at Virginia (2/19/11)

FREE THROWS MADE

Season	14 vs Maryland (2/15/11)
Career	20 vs Clemson (2/6/10)
ACC	20 vs Clemson (2/6/10)

FREE THROW ATTEMPTS

Season	14 vs GT (2/13/11), vs Maryland (2/15/11)
Career	23 vs Clemson (2/6/10)
ACC	23 vs Clemson (2/6/10)

REBOUNDS

Season	6, 3x-last vs Maryland (2/15/11)
Career	9 vs Columbia (12/20/08), vs WF (2/16/10)
ACC	9 vs Wake Forest (2/16/10)

ASSISTS

Season	9 vs Wake Forest (1/15/11)
Career	10 vs North Carolina (3/13/09)
ACC	10 vs North Carolina (3/13/09)

BLOCKS

Season	1 vs USC Upstate (12/30/10)
Career	2, four times, last at NC State (2/10/10)
ACC	1, three times, last at NC State (2/10/10)

STEALS

Season	4 vs UNCG (11/21/10), at UNC (1/13/11)
Career	5 at St. Johns (12/21/08)
ACC	4, 5x-last at North Carolina (1/13/11)



CAREER STATISTICS

Year	GP-GS	Min-Avg.	FGM-FGA-Pct.	3FG-FGA-Pct.	FTM-FTA-Pct.	Off.-Def.	Reb-Avg.	A-TO	Blk	Stl	TP-Avg.
07-08	35-24	954-27.3	102-243-.420	47-117-.402	85-108-.787	22-78	100-2.9	107-78	4	28	336-9.6
08-09	34-34	1255-36.9	160-416-.385	70-198-.354	225-259-.869	34-102	136-4.0	152-97	11	50	615-18.1
09-10	33-33	1179-35.7	187-483-.387	63-206-.306	230-273-.842	30-92	122-3.7	147-99	3	41	667-20.2
10-11	25-25	952-38.1	139-327-.425	64-153-.418	138-159-.868	22-59	81-3.2	107-79	1	41	480-19.2
Total	127-116	4340-34.2	588-1469-.400	244-674-.362	678-799-.849	108-331	439-3.5	513-353	19	160	2098-16.5

DORENZO HUDSON

SENIOR • GUARD • 6-5 • 220
CHARLOTTE, N.C. • HARGRAVE MIL. ACAD.

#5



SEASON STATISTICS

Opponent	Min	FG-A-%	3FG-A-%	FT-A-%	O-D-T	A	TO	Blk	Stl	Pts
CAMPBELL	25	4-9-.444	0-2-.000	2-4-.500	1-0-1	1	4	0	0	10
Kansas State	30	5-13-.385	2-4-.500	0-0-.000	3-3-6	1	2	0	1	12
UNC-Greensboro	32	6-10-.600	0-1-.000	5-6-.833	1-3-4	0	0	0	2	17
Cal. State Northridge#	37	8-15-.533	0-2-.000	4-4-1.000	0-2-2	3	3	0	0	20
Oklahoma State#	38	3-8-.375	0-1-.000	2-6-.333	1-5-6	1	4	0	1	8
UNLV#	36	0-7-.000	0-1-.000	0-0-.000	1-0-1	4	5	0	1	0
PURDUE%	37	2-5-.400	0-0-.000	1-2-.500	2-2-4	1	4	0	0	5
VIRGINIA*	31	2-7-.286	1-3-.333	0-0-.000	0-2-2	1	2	0	1	5
PENN STATE	DID NOT PLAY									
Mississippi State^	23	5-8-.525	1-4-.250	6-6-1.000	1-1-2	1	0	0	2	17
St. Bonaventure	DID NOT PLAY									
USC UPSTATE	DID NOT PLAY									
MT. ST. MARY'S	DID NOT PLAY									
FLORIDA STATE*	DID NOT PLAY									
North Carolina*	DID NOT PLAY									
WAKE FOREST*	DID NOT PLAY									
Maryland*	DID NOT PLAY									
LONGWOOD	DID NOT PLAY									
Georgia Tech*	DID NOT PLAY									
MIAMI*	DID NOT PLAY									
NC State*	DID NOT PLAY									
Boston College*	DID NOT PLAY									
GEORGIA TECH*	DID NOT PLAY									
MARYLAND*	DID NOT PLAY									
Virginia*	DID NOT PLAY									
Wake Forest*	DID NOT PLAY									
DUKE*	DID NOT PLAY									
BOSTON COLLEGE*	DID NOT PLAY									
Clemson*	DID NOT PLAY									

*- ACC games; # - 76 Classic (Anaheim, Calif); % - Big 10/ACC Challenge; ^- Battle at Atlantis (Bahamas); @ - ACC Tournament

SEASON/CAREER GAME HIGHS

POINTS	
Season	20 vs CSU-Northridge (11/25/10)
Career	41 vs Seton Hall (1/2/10)
ACC	23 at NC State (2/10/10)

MINUTES PLAYED	
Season	38 vs Oklahoma St. (11/26/10)
Career	45 vs Maryland (2/27/10)
ACC	45 vs Maryland (2/27/10)

FIELD GOALS MADE	
Season	8 vs CSU-Northridge (11/25/10)
Career	12 vs UConn (3/22/10)
ACC	9 at NC State (2/10/10)

FIELD GOAL ATTEMPTS	
Season	15 vs CSU-Northridge (11/25/10)
Career	22 vs Seton Hall (1/2), at UNC (1/10/10)
ACC	22 at North Carolina (1/10/10)

3-PT FIELD GOALS MADE	
Season	2 at KSU (11/16/10)
Career	4 at Miami (1/31/10)
ACC	4 at Miami (1/31/10)

3-PT FIELD GOAL ATTEMPTS	
Season	4 at KSU (11/16/10), vs MSU (12/18/10)
Career	8 at Miami (1/31/10)
ACC	8 at Miami (1/31/10)

FREE THROWS MADE	
Season	6 vs Mississippi State (12/18/10)
Career	20 vs Seton Hall (1/2/10)
ACC	9 vs Wake Forest (2/16/10)

FREE THROW ATTEMPTS	
Season	6, 3x-last vs Mississippi State (12/18/10)
Career	21 vs Seton Hall (1/2/10)
ACC	12 vs Wake Forest (2/16/10)

REBOUNDS	
Season	6 at KSU (11/16/10), vs OSU (11/26/10)
Career	7, three times, last vs UConn (3/22/10)
ACC	7 vs Wake Forest (2/16/10)

ASSISTS	
Season	4 vs UNLV (11/28/10)
Career	6 vs Brown (11/15/09)
ACC	4 vs NC State (3/3/10)

BLOCKS	
Season	N/A
Career	2 vs UMBC (12/22/09)
ACC	1, four times, last vs UNC (3/13/09)

STEALS	
Season	2 vs UNCG (11/21/10), vs MSU (12/18/10)
Career	3 vs Hofstra (12/28/07)
ACC	2, three times, last at BC (2/24/10)



2010-2011 NOTES

Scored 10 points in 25 minutes of play against Campbell ... Scored 12 points with six rebounds at No. 3 Kansas State ... Second on the team in scoring with 17 points against UNC Greensboro, going 5-for-6 at the line, and added four rebounds and two steals ... Scored a season-high 20 points against Cal. State Northridge, making eight shots from the field and going 4-for-4 at the line, and added three assists ... Tied his season high with six assists against Oklahoma State ... Notched four assists and a steal against UNLV ... Missed the Penn State game due to a calf injury ... Scored 17 points off the bench against Mississippi, making 6-of-6 from the line, and added two steals and an assist ... Will sit out the remainder of the season with a medical redshirt due to an injury to his right foot.

CAREER STATISTICS


Year	GP-GS	Min-Avg.	FGM-FGA-Pct.	3FG-FGA-Pct.	FTM-FTA-Pct.	Off-Def.	Reb-Avg.	A-TO	Blk	Stl	TP-Avg.
07-08	26-2	321-12.3	37-104-.356	10-47-.213	6-11-.545	14-23	37-1.4	12-22	2	9	90-3.5
08-09	34-24	702-20.6	55-152-.362	23-69-.333	24-30-.800	15-48	63-1.9	38-36	4	19	157-4.6
09-10	33-33	1155-35.0	174-398-.437	35-120-.292	117-155-.755	33-81	114-3.5	63-57	8	25	500-15.2
10-11	9-8	289-32.1	35-82-.427	4-18-.222	20-28-.714	10-18	28-3.1	13-24	0	8	94-10.4
Total	102-67	2467-24.2	301-736-.409	72-254-.283	167-224-.746	72-170	242-2.4	126-139	14	61	841-8.2

PAUL DEBNAM

SENIOR • GUARD • 6-3 • 195

FARMVILLE, VA. • PRINCE EDWARD COUNTY

#32



SEASON STATISTICS

Opponent	Min	FG-A-%	3FG-A-%	FT-A-%	O-D-T	A	TO	Blk	Stl	Pts
CAMPBELL				DID NOT PLAY						
Kansas State				DID NOT PLAY						
UNC-Greensboro				DID NOT PLAY						
Cal. State Northridge#				DID NOT PLAY						
Oklahoma State#				DID NOT PLAY						
UNLV#				DID NOT PLAY						
PURDUE%				DID NOT PLAY						
VIRGINIA*				DID NOT PLAY						
PENN STATE				DID NOT PLAY						
Mississippi State^	2	0-2-.000	0-1-.000	0-0-.000	0-2-2	0	0	1	0	0
St. Bonaventure				DID NOT PLAY						
USC UPSTATE	1	0-1-.000	0-0-.000	0-0-.000	0-0-0	0	0	0	0	0
MT. ST. MARY'S	13	3-5-.600	1-3-.333	0-4-.000	1-3-4	2	0	0	0	7
FLORIDA STATE*				DID NOT PLAY						
North Carolina*				DID NOT PLAY						
WAKE FOREST*	4	2-3-.667	0-0-.000	0-0-.000	1-0-1	1	0	0	1	4
Maryland*	1	0-0-.000	0-0-.000	0-0-.000	0-0-0	0	0	0	0	0
LONGWOOD	2	0-0-.000	0-0-.000	0-0-.000	0-0-0	0	0	0	0	0
Georgia Tech*				DID NOT PLAY						
MIAMI*				DID NOT PLAY						
NC State*				DID NOT PLAY						
Boston College*				DID NOT PLAY						
GEORGIA TECH*	2	1-1-1.000	0-0-.000	0-0-.000	0-0-0	0	0	0	0	2
MARYLAND*				DID NOT PLAY						
Virginia*				DID NOT PLAY						
Wake Forest*				DID NOT PLAY						
DUKE*				DID NOT PLAY						
BOSTON COLLEGE*				DID NOT PLAY						
Clemson*				DID NOT PLAY						

* - ACC games; # - 76 Classic (Anaheim, Calif.); % - Big 10/ACC Challenge; ^ - Battle at Atlantis (Bahamas); @ - ACC Tournament

SEASON/CAREER GAME HIGHS

POINTS	
Season	7 vs Mt. St. Mary's (1/2/11)
Career	7 vs Mt. St. Mary's (1/2/11)
ACC	4 vs Wake Forest (1/15/11)

MINUTES PLAYED	
Season	13 vs Mt. St. Mary's (1/2/11)
Career	13 vs Mt. St. Mary's (1/2/11)
ACC	4 vs Wake Forest (1/15/11)

FIELD GOALS MADE	
Season	3 vs Mt. St. Mary's (1/2/11)
Career	3 vs Mt. St. Mary's (1/2/11)
ACC	2 vs Wake Forest (1/15/11)

FIELD GOAL ATTEMPTS	
Season	5 vs Mt. St. Mary's (1/2/11)
Career	5 vs Mt. St. Mary's (1/2/11)
ACC	3 vs Wake Forest (1/15/11)

3-PT FIELD GOALS MADE	
Season	1 vs Mt. St. Mary's (1/2/11)
Career	1, 3x-last vs Mt. St. Mary's (1/2/11)
ACC	N/A

3-PT FIELD GOAL ATTEMPTS	
Season	3 vs Mt. St. Mary's (1/2/11)
Career	3 vs Mt. St. Mary's (1/2/11)
ACC	N/A

FREE THROWS MADE	
Season	N/A
Career	2 vs Morg St (3/19/08), LU (12/14/08)
ACC	1 vs NC State (3/3/10)

FREE THROW ATTEMPTS	
Season	4 vs Mt. St. Mary's (1/2/11)
Career	4 vs Longwood (12/30/09), vs MSM (1/2/11)
ACC	2 vs NC State (3/3/10)

REBOUNDS	
Season	4 vs Mt. St. Mary's (1/2/11)
Career	4 vs Mt. St. Mary's (1/2/11)
ACC	1 vs Wake Forest (1/15/11)

ASSISTS	
Season	2 vs Mt. St. Mary's (1/2/11)
Career	2 vs Mt. St. Mary's (1/2/11)
ACC	1 vs Wake Forest (1/15/11)

BLOCKS	
Season	1 vs Mississippi State (12/18/10)
Career	1, 3x-last vs Mississippi State (12/18/10)
ACC	N/A

STEALS	
Season	1 vs Wake Forest (1/15/11)
Career	1, 4x-last vs Wake Forest (1/15/11)
ACC	1 vs NC State (3/3/10), vs WF (1/15/11)



2010-2011 NOTES

Made his first appearance of the season against Mississippi State, recording two rebounds and a block in two minutes on the court ... Got into the game against USC Upstate ... Tied or broke his career high in just about every category against Mount St. Mary's, scoring seven points with four rebounds and two assists in 13 minutes on the court ... Made his first career field goal in an ACC game, going 2-for-3 in the field for four points against Wake Forest, while adding a rebound, an assist and a steal ... Entered the game against Maryland ... Played the final two minutes against Longwood ... Sunk his only basket in two minutes on the court against Georgia Tech.

CAREER STATISTICS

Year	GP-GS	Min-Avg.	FGM-FGA-Pct.	3FG-FGA-Pct.	FTM-FTA-Pct.	Off.-Def.	Reb-Avg.	A-TO	Blk	Stl	TP-Avg.
07-08	7-0	11-1.6	3-5-.600	0-0-.000	2-2-1.000	3-0	3-0.4	0-1	1	1	8-1.1
08-09	5-0	5-1.0	1-2-.500	0-0-.000	2-2-1.000	0-1	1-0.2	0-3	0	0	4-1.8
09-10	10-1	19-1.9	5-9-.556	2-2-1.000	2-6-.333	3-3	6-0.6	0-2	1	3	14-1.4
10-11	7-0	25-3.6	6-12-.500	1-4-.250	0-4-.000	2-5	7-1.0	3-0	1	1	13-1.9
Total	29-1	60-2.1	15-28-.536	3-6-.500	6-14-.429	8-9	17-0.6	3-6	3	5	39-1.3

ANDREW GRIFFIN

SENIOR • FORWARD • 6-6 • 220
LYNCHBURG, VA. • HERITAGE

#2



SEASON STATISTICS

Opponent	Min	FG-A-%	3FG-A-%	FT-A-%	O-D-T	A	TO	Blk	Stl	Pts
MT. ST. MARY'S	8	1-4-.250	0-0-.000	0-0-.000	0-1-1	0	0	1	0	2
WAKE FOREST*	2	0-0-.000	0-0-.000	0-0-.000	0-1-1	0	0	0	0	0
GEORGIA TECH*	1	0-0-.000	0-0-.000	0-0-.000	0-0-0	0	0	0	0	0
TOTALS	11-3.7	1-4-.250	0-0-.000	0-0-.000	0-2-2	0	0	1	0	2-0.7

2010-2011 NOTES

Made his first career appearance against Mount St. Mary's, scoring two points with an assist and a blocked shot in eight minutes on the court ... Grabbed a board against Wake Forest ... Played the final minute against Georgia Tech.

PRINCE PARKER

SENIOR • FORWARD • 6-6 • 260
NORFOLD, VA. • MAURY

#22



SEASON STATISTICS

Opponent	Min	FG-A-%	3FG-A-%	FT-A-%	O-D-T	A	TO	Blk	Stl	Pts
WAKE FOREST*	2	1-1-1.000	0-0-.000	0-0-.000	0-0-0	0	0	0	0	2
LONGWOOD	2	0-0-.000	0-0-.000	0-0-.000	0-0-0	0	0	0	0	0
GEORGIA TECH*	1	0-0-.000	0-0-.000	0-0-.000	0-1-1	0	0	0	0	0
TOTALS	5-1.7	1-1-1.000	0-0-.000	0-0-.000	0-1-1	0	0	0	0	2-0.7

2010-2011 NOTES

Made his first career appearance against Wake Forest, scoring two points off his only field goal attempt ... Played the final two minutes against Longwood ... Notched his first career rebound against Georgia Tech.

VICTOR DAVILA

JUNIOR • FORWARD • 6-8 • 245
CANOVANAS, P.R. • STARMOUNT (N.C.)

#14



SEASON STATISTICS

Opponent	Min	FG-A-%	3FG-A-%	FT-A-%	O-D-T	A	TO	Blk	Stl	Pts
CAMPBELL	30	0-0-.000	0-0-.000	0-3-.000	3-2-5	1	2	0	0	0
Kansas State	24	1-4-.250	0-0-.000	3-6-.500	2-4-6	0	0	1	0	5
UNC-Greensboro	31	2-2-1.000	0-0-.000	5-9-.556	3-3-6	1	2	1	3	9
Cal. State Northridge#	33	5-6-.833	0-0-.000	0-0-.000	1-5-6	0	1	1	0	10
Oklahoma State#	32	3-4-.750	0-1-.000	3-4-.750	1-4-5	0	0	1	0	9
UNLV#	38	1-2-.500	0-0-.000	3-8-.375	1-4-5	0	1	1	1	5
PURDUE%	32	6-8-.750	0-0-.000	0-0-.000	2-4-6	1	2	3	0	12
VIRGINIA*	35	2-8-.250	0-0-.000	0-0-.000	2-5-7	1	2	3	0	4
PENN STATE	34	3-6-.500	0-0-.000	1-2-.500	0-4-4	0	0	2	0	7
Mississippi State^	31	3-3-1.000	0-0-.000	1-1-1.000	0-4-4	0	3	0	0	7
St. Bonaventure	35	4-7-.571	0-0-.000	1-2-.500	2-2-4	2	2	1	0	9
USC UPSTATE	33	3-4-.750	0-0-.000	0-4-.000	4-1-5	2	1	1	0	6
MT. ST. MARY'S	22	3-4-.750	0-0-.000	0-0-.000	1-3-4	1	1	2	0	6
FLORIDA STATE*	34	2-4-.500	0-0-.000	5-6-.833	0-2-2	0	1	0	1	9
North Carolina*	39	1-4-.250	0-0-.000	0-2-.000	1-6-7	2	2	1	1	2
WAKE FOREST*	32	6-8-.750	0-0-.000	2-2-1.000	2-3-5	2	4	1	0	14
Maryland*	37	6-8-.750	0-0-.000	1-4-.250	1-4-5	1	4	0	0	13
LONGWOOD	27	3-5-.600	0-0-.000	1-1-1.000	1-3-4	2	0	0	0	7
Georgia Tech*	37	5-9-.556	0-0-.000	3-4-.750	2-5-7	1	5	1	0	13
MIAMI*	38	3-3-1.000	0-0-.000	3-9-.333	0-3-3	0	1	1	0	9
NC State*	31	2-7-.286	0-0-.000	2-4-.400	5-8-13	1	0	1	0	6
Boston College*	20	2-5-.400	0-0-.000	0-1-.000	2-3-5	0	0	0	0	4
GEORGIA TECH*	32	2-4-.500	0-0-.000	7-11-.636	1-6-7	0	1	2	0	11
MARYLAND*	31	7-9-.778	0-0-.000	0-1-.000	3-1-4	3	0	1	0	14
Virginia*	39	3-5-.600	0-0-.000	1-2-.500	2-5-7	0	4	4	0	7
Wake Forest*										
DUKE*										
BOSTON COLLEGE*										
Clemson*										

*- ACC games; # - 76 Classic (Anaheim, Calif.); % - Big 10/ACC Challenge; ^- Battle at Atlantis (Bahamas); @ - ACC Tournament

SEASON/CAREER GAME HIGHS

POINTS

Season 14 vs WF (1/15/11), vs Maryland (2/15/11)
Career 16 vs Elon (11/26/08)
ACC 14 vs WF (1/15/11), vs Maryland (2/15/11)

MINUTES PLAYED

Season 39 at UNC (1/13/11), at UVa (2/19/11)
Career 39 at UNC (1/13/11), at UVa (2/19/11)
ACC 39 at UNC (1/13/11), at UVa (2/19/11)

FIELD GOALS MADE

Season 7 vs Maryland (2/15/11)
Career 7 vs Elon (11/26/08), vs Maryland (2/15/11)
ACC 7 vs Maryland (2/15/11)

FIELD GOAL ATTEMPTS

Season 9 at GT (1/25/11), vs Maryland (2/15/11)
Career 13 vs VMI (12/9/09)
ACC 9 at GT (1/25/11), vs Maryland (2/15/11)

3-PT FIELD GOALS MADE

Season N/A
Career N/A
ACC N/A

3-PT FIELD GOAL ATTEMPTS

Season 1 vs Oklahoma State (11/26/10)
Career 1 vs Oklahoma State (11/26/10)
ACC N/A

FREE THROWS MADE

Season 7 vs Georgia Tech (2/13/11)
Career 7 vs Georgia Tech (2/13/11)
ACC 7 vs Georgia Tech (2/13/11)

FREE THROW ATTEMPTS

Season 11 vs Georgia Tech (2/13/11)
Career 11 vs Georgia Tech (2/13/11)
ACC 11 vs Georgia Tech (2/13/11)

REBOUNDS

Season 13 at NC State (2/2/11)
Career 13 at NC State (2/2/11)
ACC 13 at NC State (2/2/11)

ASSISTS

Season 3 vs Maryland (2/15/11)
Career 3 vs Longwood (12/30/09), vs UMD (2/15/11)
ACC 3 vs Maryland (2/15/11)

BLOCKS

Season 4 at Virginia (2/19/11)
Career 4 at NC State (2/10/10), at UVa (2/19/11)
ACC 4 at NC State (2/10/10), at UVa (2/19/11)

STEALS

Season 3 vs UNCG (11/21/10)
Career 3 vs UNCG (11/21/10)
ACC 2 vs Miami (3/12/10)



2010-2011 NOTES

Scored five points and had six rebounds and a block at No. 3 Kansas State ... Score nine points at UNC Greensboro with six rebounds, a block, an assist and a career-high three steals ... Tied a career-high in free throws made at UNCG, going 5-for-9 at the line ... Scored double-digit points for the first time this season against Cal. State Northridge, going 5-for-6 in the field, and added six assists ... Went 3-for-4 at the line and in the field for nine points against Oklahoma State, adding five rebounds and a block ... Scored a season-high 12 points against Purdue, going 6-for-8 in the field, and added six rebounds, a season-high three blocks and an assist ... Notched a season-high seven rebounds and three blocked shots against Virginia ... Was perfect in shooting against Mississippi State, making 3-of-3 from the field and 1-of-1 at the line ... Scored nine points with a season-best two assists again St. Bonaventure ... Notched six points, five rebounds, two assists and a block against USC Upstate ... Scored six points, four rebounds, two blocks and an assist against Mount St. Mary's ... Scored nine points, going a career-best 5-for-6 at the line, against Florida State ... Tied his season high with seven rebounds at North Carolina, while adding two assists, a block and a steal in a career-high 39 minutes on the court ... Scored a season-high and ACC career-high 14 points against Wake Forest, going 6-for-6 in the field while adding five rebounds and two assists ... Shot 6-of-8 from the floor for 13 points with five rebounds at Maryland ... Scored 13 points and notched a season-high-tying seven rebounds at Georgia Tech ... Was perfect (3-of-3) from the field against Miami, scoring nine points and three rebounds ... Led both teams with a career-high 13 rebounds at NC State ... Scored 11 points, including a career-high 7-for-11 at the line, against Georgia Tech, while adding seven rebounds and two blocks ... Tied his ACC career-high with 14 points against Maryland, sinking his first seven shots from the field while adding four rebounds and a career-high-tying three assists ... Notched a career-high-tying four blocks with seven points and seven rebounds at Virginia.

CAREER STATISTICS

Year	GP-GS	Min-Avg.	FGM-FGA-Pct.	3FG-FGA-Pct.	FTM-FTA-Pct.	Off.-Def.	Reb-Avg.	A-TO	Blk	Stl	TP-Avg.
08-09	33-10	393-11.9	40-74-.541	0-0-.000	21-39-.538	29-38	67-2.0	5-18	8	2	101-3.1
09-10	34-33	790-23.2	72-151-.477	0-0-.000	35-65-.538	77-67	144-4.2	13-30	26	8	179-5.3
10-11	25-25	807-32.3	78-129-.605	0-1-.000	42-87-.483	42-94	136-5.4	21-39	30	6	198-7.9
Total	92-68	1990-21.6	190-354-.537	0-1-.000	98-191-.513	148-199	347-3.8	39-87	64	16	478-5.2

MANNY ATKINS

SOPHOMORE • GUARD • 6-7 • 200
STONE MOUNTAIN, GA. • TUCKER

#25



SEASON STATISTICS

Opponent	Min	FG-A-%	3FG-A-%	FT-A-%	O-D-T	A	TO	Blk	Stl	Pts	
CAMPBELL	3	0-0-.000	0-0-.000	0-0-.000	0-0-0	0	1	0	0	0	
Kansas State	8	0-2-.000	0-2-.000	0-1-.000	0-0-0	0	0	0	0	0	
UNC-Greensboro	8	2-3-.667	1-2-.500	2-2-1.000	0-2-2	0	0	0	1	7	
Cal. State Northridge#	11	2-3-.667	1-1-1.000	0-0-.000	1-1-2	1	0	0	0	5	
Oklahoma State#	6	0-2-.000	0-2-.000	0-0-.000	0-0-0	0	0	0	0	0	
UNLV#	3	0-0-.000	0-0-.000	0-0-.000	0-0-0	0	1	0	0	0	
PURDUE%				DID NOT PLAY							
VIRGINIA*	3	0-2-.000	0-0-.000	0-0-.000	2-0-2	0	0	0	0	0	
PENN STATE	6	1-1-1.000	0-0-.000	2-2-1.000	0-1-1	0	1	0	0	4	
Mississippi State^	13	4-6-.667	0-1-.000	2-2-1.000	2-0-2	1	0	0	0	10	
St. Bonaventure	9	2-2-1.000	1-1-1.000	0-0-.000	0-0-0	1	0	0	0	5	
USC UPSTATE	13	1-4-.250	0-2-.000	2-2-1.000	1-2-3	1	4	0	0	4	
MT. ST. MARY'S	22	4-4-1.000	1-1-1.000	3-3-1.000	0-4-4	1	1	0	5	12	
FLORIDA STATE*	14	0-2-.000	0-2-.000	4-4-1.000	0-3-3	0	0	0	0	4	
North Carolina*	23	3-4-.750	3-4-.750	0-0-.000	0-2-2	0	1	0	1	9	
WAKE FOREST*	17	5-7-.714	2-3-.667	4-4-1.000	0-2-2	0	1	0	0	16	
Maryland*	14	2-6-.333	1-4-.250	1-1-1.000	0-4-4	0	1	0	0	6	
LONGWOOD	18	3-4-.750	2-2-1.000	0-0-.000	0-1-1	0	0	1	0	8	
Georgia Tech*	19	1-2-.500	0-1-.000	0-0-.000	2-1-3	1	0	0	0	2	
MIAMI*	7	1-2-.500	1-1-1.000	0-0-.000	0-0-0	0	0	0	0	3	
NC State*	10	3-6-.500	0-0-.000	0-0-.000	4-0-4	0	0	0	1	6	
Boston College*	17	0-6-.000	0-2-.000	0-0-.000	2-1-3	0	1	0	0	0	
GEORGIA TECH*	9	0-3-.000	0-2-.000	0-0-.000	1-1-2	0	1	0	0	0	
MARYLAND*	8	0-3-.000	0-2-.000	0-0-.000	0-1-1	0	0	0	0	0	
Virginia*	5	0-2-.000	0-1-.000	0-0-.000	0-0-0	0	0	0	0	0	
Wake Forest*											
DUKE*											
BOSTON COLLEGE*											
Clemson*											

*- ACC games; # - 76 Classic (Anaheim, Calif.); % - Big 10/ACC Challenge; ^- Battle at Atlantis (Bahamas); @ - ACC Tournament

SEASON/CAREER GAME HIGHS

POINTS

Season	16 vs Wake Forest (1/15/11)
Career	16 vs Wake Forest (1/15/11)
ACC	16 vs Wake Forest (1/15/11)

MINUTES PLAYED

Season	23 at North Carolina (1/13/11)
Career	38 at Georgia Tech (3/6/10)
ACC	38 at Georgia Tech (3/6/10)

FIELD GOALS MADE

Season	5 vs Wake Forest (1/15/11)
Career	5 vs Wake Forest (1/15/11)
ACC	5 vs Wake Forest (1/15/11)

FIELD GOAL ATTEMPTS

Season	7 vs Wake Forest (1/15/11)
Career	7 vs UMBC (12/22/09), vs WF (1/15/11)
ACC	7 vs Wake Forest (1/15/11)

3-PT FIELD GOALS MADE

Season	3 at North Carolina (1/13/11)
Career	3 at North Carolina (1/13/11)
ACC	3 at North Carolina (1/13/11)

3-PT FIELD GOAL ATTEMPTS

Season	4 at UNC (1/13/11), at Maryland (1/20/10)
Career	4, 3x-last at Maryland (1/20/10)
ACC	4 at UNC (1/13/11), at Maryland (1/20/10)

FREE THROWS MADE

Season	4 vs FSU (1/8/11), vs WF (1/15/11)
Career	4 vs FSU (1/8/11), vs WF (1/15/11)
ACC	4 vs FSU (1/8/11), vs WF (1/15/11)

FREE THROW ATTEMPTS

Season	4 vs FSU (1/8/11), vs WF (1/15/11)
Career	4, 3x-last vs Wake Forest (1/15/11)
ACC	4, 3x-last vs Wake Forest (1/15/11)

REBOUNDS

Season	4, 3x-last at NC State (2/2/11)
Career	7 at Georgia Tech (3/6/10)
ACC	7 at Georgia Tech (3/6/10)

ASSISTS

Season	1, 6x-last at Georgia Tech (1/25/11)
Career	5 at Georgia Tech (3/6/10)
ACC	5 at Georgia Tech (3/6/10)

BLOCKS

Season	1 vs Longwood (1/22/11)
Career	1, 4x-last vs Longwood (1/22/11)
ACC	1 at Georgia Tech (3/6/10)

STEALS

Season	5 vs Mt. St. Mary's (1/2/11)
Career	5 vs Mt. St. Mary's (1/2/11)
ACC	1, 5x-last at NC State (2/2/11)



2010-2011 NOTES

Scored his first points of the season at UNC-Greensboro, netting seven, and added two rebounds and a steal ... Scored five points against Cal. State Northridge, adding two rebounds and his first assist of the season ... Was perfect in shooting against Penn State, sinking his only field goal along with both free throw attempts, tying his career high for free throws made ... Scored a career-high 10 points against Mississippi State, making a career-high four field goals in six attempts while going 2-for-2 at the line with two rebounds and an assist ... Went 2-for-2 in the field with a field goal and a three-pointer against St. Bonaventure, notching five points and an assist ... Recorded four points and a season-best three rebounds and one assist against USC Upstate ... Led both teams with a career-high five steals against Mount St. Mary's, while going 4-for-4 from the field and 3-for-3 at the line for a total of 12 points plus four rebounds ... Was perfect at the line against Florida State, making a career-high four free throws ... Hit a career-high three three-pointers at North Carolina, going 3-for-4 with nine points, two rebounds and a steal ... Led the team with a career-high 16 points against Wake Forest, going 5-for-7 in the field, 2-for-3 beyond the arc, and 4-for-4 at the line, while adding two rebounds ... Scored eight points against Longwood, including going 2-for-2 from the 3-point arc ... Notched a season-high-tying four rebounds, all offensive, at NC State.

CAREER STATISTICS

Year	GP-GS	Min-Avg.	FGM-FGA-Pct.	3FG-FGA-Pct.	FTM-FTA-Pct.	Off.-Def.	Reb-Avg.	A-TO	Blk	Stl	TP-Avg.
09-10	23-1	198-8.6	19-43-.442	6-17-.353	6-13-.462	9-22	31-1.3	14-12	3	14	50-2.2
10-11	24-0	266-11.1	34-76-.447	13-36-.361	20-21-.952	15-26	41-1.7	6-13	1	8	101-4.2
Total	47-1	464-9.9	53-119-.445	19-53-.358	26-34-.765	24-48	72-1.5	20-25	4	22	151-3.2

ERICK GREEN

SOPHOMORE • GUARD • 6-4 • 185
WINCHESTER, VA. • PAUL VI

#11



SEASON STATISTICS

Opponent	Min	FG-A-%	3FG-A-%	FT-A-%	O-D-T	A	TO	Blk	Stl	Pts	
CAMPBELL	17	3-8-.375	0-2-.000	0-0-.000	1-1-2	0	0	1	0	6	
Kansas State	15	1-2-.500	0-1-.000	0-0-.000	0-0-0	0	2	0	0	2	
UNC-Greensboro	20	3-9-.333	1-3-.333	3-4-.750	0-0-0	2	1	1	5	10	
Cal. State Northridge#	2	1-3-.333	0-1-.000	0-0-.000	0-0-0	0	0	0	1	2	
Oklahoma State#	DID NOT PLAY										
UNLV#	DID NOT PLAY										
PURDUE%	21	2-6-.333	1-4-.250	3-3-1.000	0-2-2	1	0	0	1	8	
VIRGINIA*	16	0-2-.000	0-1-.000	2-2-1.000	0-0-0	1	0	0	0	2	
PENN STATE	27	6-11-.545	2-5-.400	1-3-.333	2-2-4	2	0	0	0	15	
Mississippi State^	38	4-10-.400	2-5-.400	1-2-.500	0-3-3	6	0	0	3	11	
St. Bonaventure	42	5-11-.455	1-4-.250	4-4-1.000	0-3-3	2	0	1	5	15	
USC UPSTATE	33	5-11-.455	0-2-.000	2-3-.667	1-2-3	3	0	0	3	12	
MT. ST. MARY'S	23	6-7-.857	1-2-.500	4-6-.667	0-1-1	4	2	0	2	17	
FLORIDA STATE*	33	2-9-.222	0-2-.000	8-8-1.000	1-2-3	3	4	1	4	12	
North Carolina*	26	4-10-.400	1-3-.333	1-2-.500	0-4-4	2	2	0	3	10	
WAKE FOREST*	24	3-5-.600	0-1-.000	4-4-1.000	0-3-3	5	0	0	1	10	
Maryland*	37	12-16-.750	0-2-.000	0-0-.000	2-1-3	2	1	1	4	24	
LONGWOOD	34	5-11-.455	0-2-.000	4-4-1.000	2-2-4	5	1	1	2	14	
Georgia Tech*	39	3-15-.200	0-4-.000	3-3-1.000	2-0-2	1	2	0	3	9	
MIAMI*	32	5-12-.417	1-3-.333	4-4-1.000	0-3-3	6	1	1	0	15	
NC State*	38	3-7-.429	1-2-.500	6-8-.750	1-3-4	2	0	2	1	13	
Boston College*	36	0-8-.000	0-4-.000	1-3-.333	0-2-2	2	2	0	0	1	
GEORGIA TECH*	33	5-9-.559	3-3-1.000	2-3-.667	0-3-3	6	2	0	1	15	
MARYLAND*	35	7-15-.467	2-6-.333	4-7-.571	1-1-2	5	1	0	0	20	
Virginia*	40-	5-11-.455	1-4-.250	1-1-1.000	0-2-2	2	2	0	2	12	
Wake Forest*											
DUKE*											
BOSTON COLLEGE*											
Clemson*											

*-ACC games; #-76 Classic (Anaheim, Calif.); %-Big 10/ACC Challenge; ^-Battle at Atlantis (Bahamas); @-ACC Tournament

2010-2011 NOTES

Made his first appearance of the season against Campbell, scoring six points ... Scored in double digits for the first time this season at UNC-Greensboro, notching 10 points, and led the team in steals with a career-high five ... Notched two points and a steal in two minutes of play against Cal. State Northridge, before suffering a calf injury that cost him the next two games ... Scored eight points, making 3-of-3 at the line, with two rebounds, an assist and a steal against Purdue ... Made his first start of the season against Penn State, replacing an injured Dorenzo Hudson ... Tied his career high with 15 points in the game, going 6-for-11 in the field including 2-of-5 beyond the arc, matching or exceeding his career highs in field goals made and attempted and 3-pointers made and attempted, while chipping in a career-high four rebounds and a season-best two assists ... Scored in the double digits for the second straight game against Mississippi State, notching a career-high six assists with three steals and three rebounds ... Made his third consecutive start against St. Bonaventure, tying career highs with 15 points and five steals, while adding three rebounds, two assists and a blocked shot ... Scored in double figures for the fourth straight game, recording 12 points, three rebounds, three steals and three assists against USC Upstate ... Led the team with a career-high 17 points against Mount St. Mary's, making 6-of-7 from the field while adding four assists ... Made 8-of-8 free throws against Florida State, adding a team-leading four steals, three assists and three rebounds ... Scored 10 points at North Carolina, while adding three steals and a career-high-tying four rebounds ... Notched an ACC career-high five assists against Wake Forest, scoring 10 points and grabbing three boards ... Led all scorers with a career-high 24 points at Maryland, going 12-for-16 in the field while adding four steals and three rebounds ... Notched his 10th straight game with double-digit points, scoring 14 against Longwood while adding five assists and four rebounds ... Named ACC Player of the Week and Virginia Tech Athlete of the Week on Jan. 24 for his performances against Maryland and Longwood ... Recorded 15 points and a career-high-tying six assists against Miami ... Notched 13 points with a career-high four rebounds and two blocks at NC State ... Bounced back with 15 points against Georgia Tech, including a career-high 3-of-3 from the 3-point arc, while adding a career-high-tying six assists and three rebounds ... Scored at least 20 points for the second time in his career, once again against Maryland, going 7-for-15 from the field with five assists ... Recorded 12 points at Virginia

SEASON/CAREER GAME HIGHS

POINTS

Season	24 at Maryland (1/20/10)
Career	24 at Maryland (1/20/10)
ACC	24 at Maryland (1/20/10)

MINUTES PLAYED

Season	42 vs St. Bonaventure (12/23/10)
Career	42 vs St. Bonaventure (12/23/10)
ACC	40- at Virginia (2/19/11)

FIELD GOALS MADE

Season	12 at Maryland (1/20/10)
Career	12 at Maryland (1/20/10)
ACC	12 at Maryland (1/20/10)

FIELD GOAL ATTEMPTS

Season	16 at Maryland (1/20/10)
Career	16 at Maryland (1/20/10)
ACC	16 at Maryland (1/20/10)

3-PT FIELD GOALS MADE

Season	3 vs Georgia Tech (2/13/11)
Career	3 vs Georgia Tech (2/13/11)
ACC	3 vs Georgia Tech (2/13/11)

3-PT FIELD GOAL ATTEMPTS

Season	6 vs Maryland (2/15/11)
Career	6 vs Maryland (2/15/11)
ACC	6 vs Maryland (2/15/11)

FREE THROWS MADE

Season	8 vs Florida State (1/8/11)
Career	8 vs Clemson (2/6/10), vs FSU (1/8/11)
ACC	8 vs Clemson (2/6/10), vs FSU (1/8/11)

FREE THROW ATTEMPTS

Season	8 vs FSU (1/8/11), at NC State (2/2/11)
Career	8, 3x-last at NC State (2/2/11)
ACC	8, 3x-last at NC State (2/2/11)

REBOUNDS

Season	4, 4x-last at NC State (2/2/11)
Career	4, 4x-last at NC State (2/2/11)
ACC	4 at UNC (1/13/11), at NC State (2/2/11)

ASSISTS

Season	6, 3x-last vs Georgia Tech (2/13/11)
Career	6, 3x-last vs Georgia Tech (2/13/11)
ACC	6 vs Miami (1/30/11), vs GT (2/13/11)

BLOCKS

Season	2 at NC State (2/2/11)
Career	2 vs VMI (12/9/09), at NC State (2/2/11)
ACC	2 at NC State (2/2/11)

STEALS

Season	5 vs UNCG (11/21/10), vs SBU (12/23/10)
Career	5 vs UNCG (11/21/10), vs SBU (12/23/10)
ACC	4 vs FSU (1/8/11), at Maryland (1/20/10)



CAREER STATISTICS

Year	GP-GS	Min-Avg.	FGM-FGA-Pct.	3FG-FGA-Pct.	FTM-FTA-Pct.	Off-Def.	Reb-Avg.	A-TO	Blk	Stl	TP-Avg.
09-10	34-1	427-12.6	29-99-.293	11-40-.275	19-28-.679	7-24	31-0.9	31-25	7	17	88-2.6
10-11	23-17	661-28.7	90-208-.433	17-66-.258	58-74-.784	13-40	53-2.3	62-23	9	41	255-11.1
Total	57-18	1088-19.1	119-307-.388	28-106-.264	77-102-.755	20-64	84-1.5	93-48	16	58	343-6.0

CADARIAN RAINES

SOPHOMORE • FORWARD • 6-9 • 238
PETERSBURG, VA. • PETERSBURG

#4



SEASON STATISTICS

Opponent	Min	FG-A-%	3FG-A-%	FT-A-%	O-D-T	A	TO	Blk	Stl	Pts
CAMPBELL				DID NOT PLAY						
Kansas State				DID NOT PLAY						
UNC-Greensboro				DID NOT PLAY						
Cal. State Northridge#				DID NOT PLAY						
Oklahoma State#	8	0-1-.000	0-0-.000	0-0-.000	0-1-1	0	0	0	0	0
UNLV#	2	0-0-.000	0-0-.000	0-0-.000	0-0-0	0	0	1	0	0
PURDUE%	8	1-2-.500	0-0-.000	0-0-.000	1-0-1	0	0	0	0	2
VIRGINIA*				DID NOT PLAY						
PENN STATE				DID NOT PLAY						
Mississippi State^	3	0-1-.000	0-0-.000	0-0-.000	0-0-0	0	0	0	0	0
St. Bonaventure				DID NOT PLAY						
USC UPSTATE				DID NOT PLAY						
MT. ST. MARY'S				DID NOT PLAY						
FLORIDA STATE*				DID NOT PLAY						
North Carolina*				DID NOT PLAY						
WAKE FOREST*				DID NOT PLAY						
Maryland*				DID NOT PLAY						
LONGWOOD				DID NOT PLAY						
Georgia Tech*				DID NOT PLAY						
MIAMI*				DID NOT PLAY						
NC State*				DID NOT PLAY						
Boston College*				DID NOT PLAY						
GEORGIA TECH*				DID NOT PLAY						
MARYLAND*				DID NOT PLAY						
Virginia*				DID NOT PLAY						
Wake Forest*				DID NOT PLAY						
DUKE*				DID NOT PLAY						
BOSTON COLLEGE*				DID NOT PLAY						
Clemson*				DID NOT PLAY						

*- ACC games; # - 76 Classic (Anaheim, Calif.); % - Big 10/ACC Challenge; ^- Battle at Atlantis (Bahamas); @ - ACC Tournament

2010-2011 NOTES

Missed the first four games of the season due to a foot injury ... Made his first appearance of the season against Oklahoma State, registering a rebound in eight minutes of play ... Recorded his first blocked shot of the season against UNLV ... Notched his first points of the season against Purdue, going 1-for-2 from the field and adding an offensive rebound ... Missed the Virginia game due to the same injury ... Made his final appearance of the season against Mississippi State ... Will miss the remainder of the season due to the foot injury.

SEASON/CAREER GAME HIGHS

POINTS

Season 2 vs Purdue (12/1/10)
Career 7 vs Seton Hall (1/2/10), vs NCCU (1/18/10)
ACC 2, three times, last at Duke (2/21/10)

MINUTES PLAYED

Season 8 vs OSU (11/26/10), vs Purdue (12/1/10)
Career 20 vs Wake Forest (2/16/10)
ACC 20 vs Wake Forest (2/16/10)

FIELD GOALS MADE

Season 1 vs Purdue (12/1/10)
Career 3 vs NCCU (1/18/10)
ACC 1 vs UNC (2/4/10), at Duke (2/21/10)

FIELD GOAL ATTEMPTS

Season 2 vs Purdue (12/1/10)
Career 9 vs UMBC (12/22/09)
ACC 3 vs Wake Forest (2/16/10), at Duke (2/21/10)

3-PT FIELD GOALS MADE

Season N/A
Career N/A
ACC N/A

3-PT FIELD GOAL ATTEMPTS

Season N/A
Career N/A
ACC N/A

FREE THROWS MADE

Season N/A
Career 2 vs Longwood (12/30/09), vs WF (2/16/10)
ACC 2 vs Wake Forest (2/16/10)

FREE THROW ATTEMPTS

Season N/A
Career 5 vs Longwood (12/30/09)
ACC 4 vs Wake Forest (2/16/10)

REBOUNDS

Season 1 vs OSU (11/26/10), vs Purdue (12/1/10)
Career 8 vs UMBC (12/22/09)
ACC 4 vs Wake Forest (2/16/10)

ASSISTS

Season N/A
Career 1, three times, last at NC State (2/10/10)
ACC 1 at NC State (2/10/10)

BLOCKS

Season 1 vs UNLV (11/28/10)
Career 5 vs UMBC (12/22/09)
ACC 1, six times, last vs Wake Forest (2/16/10)

STEALS

Season N/A
Career 1, four times, last at Duke (2/21/10)
ACC 1, three times, last at Duke (2/21/10)




CAREER STATISTICS

Year	GP-GS	Min-Avg.	FGM-FGA-Pct.	3FG-FGA-Pct.	FTM-FTA-Pct.	Off.-Def.	Reb-Avg.	A-TO	Blk	Stl	TP-Avg.
09-10	21-0	165-7.9	12-34-.353	0-0-.000	7-14-.500	20-17	37-1.8	3-6	16	4	31-1.5
10-11	4-0	21-5.3	1-4-.250	0-0-.000	0-0-.000	1-1	2-0.5	0-0	1	0	2-0.5
Total	25-0	186-7.4	13-38-.342	0-0-.000	7-14-.500	21-18	39-1.6	3-6	17	4	33-1.3

JARELL EDDIE

FRESHMAN • FORWARD • 6-7 • 209
CHARLOTTE, N.C. • THE CANNON SCHOOL

#31



SEASON STATISTICS

Opponent	Min	FG-A-%	3FG-A-%	FT-A-%	O-D-T	A	TO	Blk	Stl	Pts	
CAMPBELL	15	2-5-.400	0-1-.000	2-2-1.000	2-1-3	2	1	0	0	6	
Kansas State	29	3-7-.429	1-4-.250	1-2-.500	1-6-7	0	1	3	0	8	
UNC-Greensboro	14	0-2-.000	0-1-.000	1-2-.500	0-2-2	1	0	0	0	1	
Cal. State Northridge#	14	3-5-.400	0-2-.000	0-0-.000	0-0-0	1	2	1	0	6	
Oklahoma State#	13	0-5-.000	0-3-.000	0-2-.000	2-3-5	1	0	0	0	0	
UNLV#	10	0-2-.000	0-2-.000	0-0-.000	0-1-1	0	1	0	0	0	
PURDUE%	3	0-1-.000	0-0-.000	0-0-.000	0-2-2	0	0	0	0	0	
VIRGINIA*	4	0-1-.000	0-0-.000	0-0-.000	0-1-1	0	0	0	0	0	
PENN STATE	9	0-2-.000	0-1-.000	2-2-1.000	2-0-2	0	1	1	0	2	
Mississippi State^	8	1-2-.500	0-0-.000	0-0-.000	2-1-3	1	0	0	1	2	
St. Bonaventure	18	2-4-.500	1-3-.333	0-0-.000	0-2-2	1	1	0	0	5	
USC UPSTATE	7	0-1-.000	0-1-.000	0-0-.000	0-1-1	1	0	1	0	0	
MT. ST. MARY'S	15	1-2-.500	0-0-.000	6-6-1.000	2-2-4	0	2	0	1	8	
FLORIDA STATE*	3	0-0-.000	0-0-.000	0-0-.000	0-0-0	0	0	0	0	0	
North Carolina*	12	2-5-.400	0-1-.000	2-2-1.000	0-1-1	0	0	0	0	6	
WAKE FOREST*	21	3-4-.750	2-3-.667	4-6-.667	0-5-5	2	0	0	1	12	
Maryland*	8	0-0-.000	0-0-.000	0-0-.000	0-0-0	0	1	0	0	0	
LONGWOOD	10	1-2-.500	0-1-.000	0-0-.000	1-2-3	1	2	0	0	2	
Georgia Tech*	1	0-0-.000	0-0-.000	0-0-.000	0-0-0	0	0	0	0	0	
MIAMI*	5	0-0-.000	0-0-.000	1-2-.500	0-1-1	0	1	0	0	1	
NC State*	10	1-4-.250	0-2-.000	0-0-.000	1-1-2	1	0	0	0	2	
Boston College*	8	0-0-.000	0-0-.000	0-0-.000	1-0-1	0	0	1	0	0	
GEORGIA TECH*	16	0-4-.000	0-2-.000	0-0-.000	2-0-2	0	1	1	0	0	
MARYLAND*	7	0-2-.000	0-1-.000	1-2-.500	1-0-1	0	3	1	0	1	
Virginia*	-----DID NOT PLAY-----										
Wake Forest*											
DUKE*											
BOSTON COLLEGE*											
Clemson*											

*- ACC games; # - 76 Classic (Anaheim, Calif.); % - Big 10/ACC Challenge; ^- Battle at Atlantis (Bahamas); @ - ACC Tournament

2010-2011 NOTES

Made his first collegiate appearance against Campbell, scoring six points and adding three rebounds and two assists ... Played 29 minutes at No. 3 Kansas State, earning eight points and a team-high seven rebounds and three steals ... Scored six points with an assist and a block against Cal. State Northridge ... Grabbed five boards and added an assist against Oklahoma State ... Recorded his first career steal against Mississippi State ... Scored five points against St. Bonaventure, hitting his second career three-pointer and adding two rebounds and an assist ... Went 6-for-6 at the line, scoring a total of eight points with four rebounds and a steal against Mount St. Mary's ... Scored his first career points in ACC play at North Carolina, going 2-for-5 from the field and adding a rebound ... Scored in double digits for the first time against Wake Forest, notching 12 points, five rebounds, two assists and a steal ... Notched his first block in ACC play at Boston College.

SEASON/CAREER GAME HIGHS

POINTS

Season	12 vs Wake Forest (1/15/11)
Career	12 vs Wake Forest (1/15/11)
ACC	12 vs Wake Forest (1/15/11)

MINUTES PLAYED

Season	29 at Kansas State (11/16/10)
Career	29 at Kansas State (11/16/10)
ACC	21 vs Wake Forest (1/15/11)

FIELD GOALS MADE

Season	3, 3x-last vs Wake Forest (1/15/11)
Career	3, 3x-last vs Wake Forest (1/15/11)
ACC	3 vs Wake Forest (1/15/11)

FIELD GOAL ATTEMPTS

Season	7 at Kansas State (11/16/10)
Career	7 at Kansas State (11/16/10)
ACC	5 at North Carolina (1/13/11)

3-PT FIELD GOALS MADE

Season	2 vs Wake Forest (1/15/11)
Career	2 vs Wake Forest (1/15/11)
ACC	2 vs Wake Forest (1/15/11)

3-PT FIELD GOAL ATTEMPTS

Season	4 at Kansas State (11/16/10)
Career	4 at Kansas State (11/16/10)
ACC	3 vs Wake Forest (1/15/11)

FREE THROWS MADE

Season	6 vs Mt. St. Mary's (1/2/11)
Career	6 vs Mt. St. Mary's (1/2/11)
ACC	4 vs Wake Forest (1/15/11)

FREE THROW ATTEMPTS

Season	6 vs MSM (1/2/11), vs WF (1/15/11)
Career	6 vs MSM (1/2/11), vs WF (1/15/11)
ACC	6 vs Wake Forest (1/15/11)

REBOUNDS

Season	7 at Kansas State (11/16/10)
Career	7 at Kansas State (11/16/10)
ACC	5 vs Wake Forest (1/15/11)

ASSISTS

Season	2 vs Campbell (11/12/10), vs WF (1/15/11)
Career	2 vs Campbell (11/12/10), vs WF (1/15/11)
ACC	2 vs Wake Forest (1/15/11)

BLOCKS

Season	3 at Kansas State (11/16/10)
Career	3 at Kansas State (11/16/10)
ACC	1, 3x-last vs Maryland (2/5/11)

STEALS

Season	1, 3x-last vs Wake Forest (1/15/11)
Career	1, 3x-last vs Wake Forest (1/15/11)
ACC	1 vs Wake Forest (1/15/11)



CAREER STATISTICS

Year	GP-GS	Min-Avg.	FGM-FGA-Pct.	3FG-FGA-Pct.	FTM-FTA-Pct.	Off-Def.	Reb-Avg.	A-TO	Blk	Stl	TP-Avg.
10-11	24-0	260-10.8	19-60-.317	4-28-.143	20-28-.714	17-32	49-2.0	12-17	9	3	62-2.6

TYRONE GARLAND

FRESHMAN • GUARD • 6-1 • 170
PHILADELPHIA, PA. • JOHN BARTRAM

#21



SEASON STATISTICS

Opponent	Min	FG-A-%	3FG-A-%	FT-A-%	O-D-T	A	TO	Blk	Stl	Pts
CAMPBELL	1	0-1-.000	0-0-.000	0-0-.000	0-0-0	0	0	0	0	0
Kansas State	1	0-0-.000	0-0-.000	0-0-.000	0-0-0	0	0	0	0	0
UNC-Greensboro	4	0-1-.000	0-0-.000	0-0-.000	0-0-0	1	0	0	0	0
Cal. State Northridge#	3	0-0-.000	0-0-.000	0-0-.000	0-0-0	1	1	0	0	0
Oklahoma State#	8	2-4-.500	0-0-.000	2-2-1.000	0-0-0	0	0	0	0	6
UNLV#	4	1-1-1.000	0-0-.000	1-2-.500	1-0-1	0	1	0	0	3
PURDUE%	DID NOT PLAY									
VIRGINIA*	DID NOT PLAY									
PENN STATE	12	3-4-.750	0-0-.000	3-4-.750	0-0-0	1	0	0	0	9
Mississippi State^	5	1-2-.500	1-2-.500	1-2-.500	0-0-0	1	0	0	0	4
St. Bonaventure	5	0-0-.000	0-0-.000	0-0-.000	0-1-1	1	0	0	0	0
USC UPSTATE	7	1-2-.500	1-1-1.000	0-0-.000	0-0-0	0	0	0	0	3
MT. ST. MARY'S	22	7-9-.778	1-3-.333	1-3-.333	0-1-1	2	2	0	1	16
FLORIDA STATE*	8	2-4-.500	1-1-1.000	0-0-.000	0-0-0	1	0	0	0	5
North Carolina*	8	0-3-.000	0-1-.000	0-0-.000	0-1-1	0	3	0	0	0
WAKE FOREST*	14	2-6-.333	1-4-.250	0-0-.000	0-1-1	0	3	0	1	5
Maryland*	3	1-3-.333	1-2-.500	0-0-.000	0-0-0	0	1	0	0	3
LONGWOOD	8	1-5-.200	1-4-.250	0-0-.000	0-1-1	1	1	0	0	3
Georgia Tech*	DID NOT PLAY									
MIAMI*	8	2-2-1.000	2-2-1.000	0-0-.000	0-0-0	0	0	0	0	6
NC State*	6	0-4-.000	0-3-.000	0-0-.000	0-0-0	0	0	0	0	0
Boston College*	4	0-1-.000	0-0-.000	0-0-.000	0-0-0	0	0	0	0	0
GEORGIA TECH*	10	1-2-.500	1-1-1.000	0-0-.000	0-1-1	1	0	0	0	3
MARYLAND*	5	0-3-.000	0-2-.000	2-2-1.000	0-0-0	0	0	0	2	2
Virginia*	0+	0-1-.000	0-1-.000	0-0-.000	0-0-0	0	0	0	0	0
Wake Forest*										
DUKE*										
BOSTON COLLEGE*										
Clemson*										

*- ACC games; # - 76 Classic (Anaheim, Calif); % - Big 10/ACC Challenge; ^- Battle at Atlantis (Bahamas); @ - ACC Tournament

2010-2011 NOTES

Made his first collegiate appearance against Campbell ... Notched his first career assist at UNC-Greensboro ... Had one assist in three minutes of play against Cal. State Northridge ... Scored his first career points against Oklahoma State, registering six ... Scored three points and notched his first career rebound against UNLV ... Scored a career-high nine points off the bench against Penn State, going 3-for-4 both in the field and at the line, while adding one assist ... Made his first career three-pointer against Mississippi State, going 1-for-2 behind the arc ... Earned a rebound and an assist against St. Bonaventure ... Drained his second career three-pointer against USC Upstate ... Notched a career-high 16 points against Mount St. Mary's, going 7-for-9 in the field, while adding two assists and his first career steal ... Scored five points including Tech's only three-pointer in his first ACC competition, playing eight minutes against Florida State ... Scored five points with a rebound and a steal against Wake Forest ... Was perfect from the field, draining two threes in eight minutes on the court versus Miami ... Sunk his only three-point attempt against Georgia Tech, with a rebound and an assist in 10 minutes on the court ... Sunk his first career free throws in ACC play against Maryland while adding a career-best two steals.

SEASON/CAREER GAME HIGHS

POINTS	
Season	16 vs Mt. St. Mary's (1/2/11)
Career	16 vs Mt. St. Mary's (1/2/11)
ACC	6 vs Miami (1/30/11)

MINUTES PLAYED	
Season	22 vs Mt. St. Mary's (1/2/11)
Career	22 vs Mt. St. Mary's (1/2/11)
ACC	14 vs Wake Forest (1/15/11)

FIELD GOALS MADE	
Season	7 vs Mt. St. Mary's (1/2/11)
Career	7 vs Mt. St. Mary's (1/2/11)
ACC	2, 3x-last vs Miami (1/30/11)

FIELD GOAL ATTEMPTS	
Season	9 vs Mt. St. Mary's (1/2/11)
Career	9 vs Mt. St. Mary's (1/2/11)
ACC	6 vs Wake Forest (1/15/11)

3-PT FIELD GOALS MADE	
Season	2 vs Miami (1/30/11)
Career	2 vs Miami (1/30/11)
ACC	2 vs Miami (1/30/11)

3-PT FIELD GOAL ATTEMPTS	
Season	4 vs WF (1/15/11), vs Longwood (1/22/11)
Career	4 vs WF (1/15/11), vs Longwood (1/22/11)
ACC	4 vs Wake Forest (1/15/11)

FREE THROWS MADE	
Season	3 vs Penn State (12/12/10)
Career	3 vs Penn State (12/12/10)
ACC	2 vs Maryland (2/15/11)

FREE THROW ATTEMPTS	
Season	4 vs Penn State (12/12/10)
Career	4 vs Penn State (12/12/10)
ACC	2 vs Maryland (2/15/11)

REBOUNDS	
Season	1, 7x-last vs Georgia Tech (2/13/11)
Career	1, 7x-last vs Georgia Tech (2/13/11)
ACC	1, 3x-last vs Georgia Tech (2/13/11)

ASSISTS	
Season	2 vs Mt. St. Mary's (1/2/11)
Career	2 vs Mt. St. Mary's (1/2/11)
ACC	1 vs FSU (1/8/11), vs GT (2/13/11)

BLOCKS	
Season	N/A
Career	N/A
ACC	N/A

STEALS	
Season	2 vs Maryland (2/15/11)
Career	2 vs Maryland (2/15/11)
ACC	2 vs Maryland (2/15/11)



CAREER STATISTICS

Year	GP-GS	Min-Avg.	FGM-FGA-Pct.	3FG-FGA-Pct.	FTM-FTA-Pct.	Off-Def.	Reb-Avg.	A-TO	Blk	Stl	TP-Avg.
10-11	22-0	146-6.6	24-58-.414	10-27-.370	10-15-.667	1-6	7-0.3	10-12	0	4	68-3.1

GAME 25

VIRGINIA 61, VIRGINIA TECH 54

FEB. 19, 2011 • 1 P.M. • CHARLOTTESVILLE, VA.

Malcolm Delaney scored 22 points for Virginia Tech, but in-state rival Virginia drained 11 3-pointers to knock off the Hokies, 61-54, in an ACC game played Saturday afternoon at John Paul Jones Arena.

With the loss, Tech fell to 17-8 overall, 7-5 in the ACC. Virginia, which had lost three straight and five of six, moved to 13-13, 4-8 in the league. The Cavaliers swept the season series from Tech.

The Hokies trailed by as many as 15 points in the second half, but a 13-1 run got them back in the game. Back-to-back 3-pointers by Delaney, the second coming with 7:45 left in the game, pulled Tech to within three, 45-42. But Mustapha Farrakhan hit a 3-pointer just 23 seconds later to give UVa a 48-42 lead and stop the bleeding.

The Hokies got no closer than four the rest of the game. Delaney hit back-to-back 3-pointers in the final 30 seconds, with the second coming with 18.5 seconds remaining, to make the score 56-52.

But UVa's Joe Harris hit two free throws with 17.5 seconds left, and then Farrakhan hit 3-of-4 from the line in the final 11 seconds to preserve the win for the Cavaliers.

Delaney connected on just 8-of-22 from the floor – as a team, Tech shot just 40.4 percent – but he hit six 3-pointers. **Erick Green** added 12 points, and **Jeff Allen** continued his double-double streak for the Hokies. A stick-back with 4.2 seconds to go gave him 11 points and 15 rebounds. That marked his seventh consecutive double-double and 13th of the season.

Farrakhan led Virginia with 16 points, while Harris finished with 15 and Sammy Zeglinski had 10.

VIRGINIA TECH (17 -8, 7-5 ACC)

Player	MP	FG	FT	TR	PF	A	TO	Bk	Stl	TP
Jeff Allen, f	40-	5-9	1-1	15	4	0	2	0	4	11
Terrell Bell, f	36	0-2	2-2	2	1	2	3	0	1	2
Victor Davila, f	39	3-5	1-2	7	1	0	4	4	0	7
Erick Green, g	40-	5-11	1-1	2	5	2	2	0	2	12
Malcolm Delaney, g	40	8-22	0-1	1	4	3	1	0	2	22
Tyrone Garland	0+	0-1	0-0	0	1	0	0	0	0	0
Manny Atkins	5	0-2	0-0	0	0	0	0	0	0	0
TEAM				3						
Totals	200	21-52	5-7	30	16	7	12	4	9	54

VIRGINIA (13-13, 4-8 ACC)

Player	MP	FG	FT	TR	PF	A	TO	Bk	Stl	TP
Assane Sene, c	23	3-4	1-2	7	4	1	1	0	0	7
Jontel Evans, g	31	3-6	0-0	1	3	5	3	0	0	7
Mustapha Farrakhan, g	25	5-12	3-4	1	2	1	4	1	0	16
Joe Harris, g	36	4-8	3-4	7	2	1	3	0	3	15
Sammy Zeglinski, g	36	3-8	1-2	2	1	5	1	0	1	10
Will Regan	3	0-0	0-0	0	0	0	1	1	0	0
KT Harrell	18	1-4	0-0	3	1	0	0	0	0	2
Akil Mitchell	28	2-4	0-1	7	0	0	1	1	0	4
TEAM				4						
Totals	200	21-46	8-13	32	13	13	14	3	4	61

3-Pointers.....VT 7 (Delaney 6, Green)
Uva 11 (Harris 4, Farrakhan 3, Zeglinski 3, Evans)
Blocks..... VT 4 (Davila 4)
Uva 3 (Farrakhan, Regan, Mitchell)
Steals..... VT 9 (Allen 4, Green 2, Delaney 2, Bell)
Uva 4 (Harris 3, Zeglinski)

Officials.....Hess, Natili, Kelly
Technicals.....None
Attendance..... 13,769

Percentages:
 Virginia Tech FG%...40.4 3FG%...31.8 FT%...71.4
 Virginia FG%...45.7 3FG%...47.8 FT%...61.5

Virginia Tech	23	31	—	54
Virginia	28	33	—	61

THE STAT CREW SYSTEM
Virginia Tech Combined Team Statistics (as of Feb 19, 2011)
All games

RECORD:	OVERALL	HOME	AWAY	NEUTRAL
ALL GAMES	17-8	10-2	3-5	4-1
CONFERENCE	7-5	5-1	2-4	0-0
NON-CONFERENCE	10-3	5-1	1-1	4-1

##	Player	gp-gs	min	avg	Total		3-Point		F-Throw		Rebounds				pf	dq	a	to	blk	stl	pts	avg
					fg-fga	fg%	3fg-fga	3fg%	ft-fa	ft%	off	def	tot	avg								
23	Malcolm Delaney	25-25	952	38.1	139-327	.425	64-153	.418	138-159	.868	22	59	81	3.2	63	0	107	79	1	41	480	19.2
00	Jeff Allen	25-25	806	32.2	135-267	.506	3-27	.111	69-102	.676	71	189	260	10.4	84	5	47	70	23	32	342	13.7
11	Erick Green	23-17	661	28.7	90-208	.433	17-66	.258	58-74	.784	13	40	53	2.3	56	1	62	23	9	41	255	11.1
05	Dorenzo Hudson	9-8	289	32.1	35-82	.427	4-18	.222	20-28	.714	10	18	28	3.1	14	0	13	24	0	8	94	10.4
14	Victor Davila	25-25	807	32.3	78-129	.605	0-1	.000	42-87	.483	42	94	136	5.4	66	2	21	39	30	6	198	7.9
01	Terrell Bell	25-25	790	31.6	62-124	.500	22-51	.431	30-49	.612	35	100	135	5.4	66	2	49	38	25	21	176	7.0
25	Manny Atkins	24-0	266	11.1	34-76	.447	13-36	.361	20-21	.952	15	26	41	1.7	30	0	6	13	1	8	101	4.2
21	Tyrone Garland	22-0	146	6.6	24-58	.414	10-27	.370	10-15	.667	1	6	7	0.3	19	0	10	12	0	4	68	3.1
31	Jarell Eddie	24-0	260	10.8	19-60	.317	4-28	.143	20-28	.714	17	32	49	2.0	31	1	12	17	9	3	62	2.6
32	Paul Debnam	7-0	25	3.6	6-12	.500	1-4	.250	0-4	.000	2	5	7	1.0	3	0	3	0	1	1	13	1.9
24	Ben Boggs	4-0	11	2.8	1-2	.500	1-2	.500	2-2	1.000	0	1	1	0.3	3	0	0	1	0	0	5	1.3
22	Prince Parker	3-0	5	1.7	1-1	1.000	0-0	.000	0-0	.000	0	1	1	0.3	2	0	0	0	0	0	2	0.7
02	Andrew Griffin	3-0	11	3.7	1-4	.250	0-0	.000	0-0	.000	0	2	2	0.7	2	0	0	0	1	0	2	0.7
04	Cadarian Raines	4-0	21	5.3	1-4	.250	0-0	.000	0-0	.000	1	1	2	0.5	7	0	0	0	1	0	2	0.5
Team											34	37	71		1		1					
Total.....		25	5050		626-1354	.462	139-413	.337	409-569	.719	263	611	874	35.0	447	11	330	317	101	165	1800	72.0
Opponents.....		25	5050		558-1365	.409	157-483	.325	289-453	.638	274	537	811	32.4	504	-	302	373	80	120	1562	62.5

TEAM STATISTICS	VT	OPP	Date	Opponent	Score	Att.
SCORING	1800	1562	11/12/10	CAMPBELL	W 70-60	9806
Points per game	72.0	62.5	11/16/10	at Kansas State	L 57-73	12528
Scoring margin	+9.5	-	11/21/10	at UNCG	W 92-70	3734
FIELD GOALS-ATT	626-1354	558-1365	11/25/10	vs Cal State Northridge	W 72-56	1581
Field goal pct	.462	.409	11/26/10	vs Oklahoma State	W 56-51	2000
3 POINT FG-ATT	139-413	157-483	11/28/10	vs UNLV	L 59-71	2497
3-point FG pct	.337	.325	12/01/10	PURDUE	Lot 55-58	9847
3-pt FG made per game	5.6	6.3	* 12/05/10	VIRGINIA	L 54-57	9847
FREE THROWS-ATT	409-569	289-453	12/12/10	PENN STATE	W 79-69	9847
Free throw pct	.719	.638	12/18/10	vs Mississippi State	W 88-57	3480
F-Throws made per game	16.4	11.6	12/23/10	vs St. Bonaventure	Wot 76-68	5285
REBOUNDS	874	811	12/30/10	USC UPSTATE	W 64-53	9847
Rebounds per game	35.0	32.4	01/02/11	MOUNT ST. MARY'S	W 99-34	9847
Rebounding margin	+2.5	-	* 01/08/11	FLORIDA STATE	W 71-59	7987
ASSISTS	330	302	* 01/13/11	at North Carolina	L 61-64	21089
Assists per game	13.2	12.1	* 01/15/11	WAKE FOREST	W 94-65	9847
TURNOVERS	317	373	* 01/20/11	at Maryland	W 74-57	17950
Turnovers per game	12.7	14.9	01/22/11	LONGWOOD	W 70-52	9847
Turnover margin	+2.2	-	* 1/25/11	at Georgia Tech	L 57-72	5794
Assist/turnover ratio	1.0	0.8	* 01/30/11	MIAMI	W 72-68	9847
STEALS	165	120	* 02/02/11	at NC State	W 77-69	15945
Steals per game	6.6	4.8	* 2-5-11	at Boston College	L 56-58	6328
BLOCKS	101	80	* 02/13/11	GEORGIA TECH	W 102-77	9847
Blocks per game	4.0	3.2	* 02/15/11	MARYLAND	W 91-83	9686
ATTENDANCE	116102	111980	* 02/19/11	at Virginia	L 54-61	13769
Home games-Avg/Game	12-9675	8-12142				
Neutral site-Avg/Game	-	5-2969				

* - Conference game

Score by Periods	1st	2nd	OT	Totals
Virginia Tech	897	888	15	1800
Opponents	704	848	10	1562

THE STAT CREW SYSTEM
Virginia Tech Combined Team Statistics (as of Feb 19, 2011)
Conference games

RECORD:	OVERALL	HOME	AWAY	NEUTRAL
ALL GAMES	7-5	5-1	2-4	0-0
CONFERENCE	7-5	5-1	2-4	0-0
NON-CONFERENCE	0-0	0-0	0-0	0-0

##	Player	gp-gs	min	avg	Total		3-Point		F-Throw		Rebounds				pf	dq	a	to	blk	stl	pts	avg
					fg-fga	fg%	3fg-fga	3fg%	ft-fga	ft%	off	def	tot	avg								
23	Malcolm Delaney	12-12	463	38.6	69-167	.413	33-77	.429	64-72	.889	11	27	38	3.2	35	0	51	28	0	22	235	19.6
00	Jeff Allen	12-12	416	34.7	75-145	.517	1-11	.091	34-45	.756	38	95	133	11.1	38	1	14	34	11	16	185	15.4
11	Erick Green	12-11	389	32.4	49-119	.412	9-35	.257	36-45	.800	7	24	31	2.6	33	1	37	17	5	19	143	11.9
14	Victor Davila	12-12	405	33.8	41-74	.554	0-0	.000	24-47	.511	21	51	72	6.0	24	0	11	24	15	2	106	8.8
01	Terrell Bell	12-12	376	31.3	30-51	.588	12-21	.571	17-23	.739	13	38	51	4.3	35	1	21	16	7	11	89	7.4
05	Dorenzo Hudson	1-1	31	31.0	2-7	.286	1-3	.333	0-0	.000	0	2	2	2.0	2	0	1	2	0	1	5	5.0
25	Manny Atkins	12-0	146	12.2	15-45	.333	7-22	.318	9-9	1.000	11	15	26	2.2	17	0	1	5	0	2	46	3.8
21	Tyrone Garland	10-0	66	6.6	8-29	.276	6-17	.353	2-2	1.000	0	3	3	0.3	8	0	2	7	0	3	24	2.4
32	Paul Debnam	3-0	7	2.3	3-4	.750	0-0	.000	0-0	.000	1	0	1	0.3	2	0	1	0	0	1	6	2.0
31	Jarell Eddie	11-0	95	8.6	6-20	.300	2-9	.222	8-12	.667	5	9	14	1.3	10	0	3	6	3	1	22	2.0
22	Prince Parker	2-0	3	1.5	1-1	1.000	0-0	.000	0-0	.000	0	1	1	0.5	2	0	0	0	0	0	2	1.0
02	Andrew Griffin	2-0	3	1.5	0-0	.000	0-0	.000	0-0	.000	0	1	1	0.5	0	0	0	0	0	0	0	0.0
Team											20	18	38				1					
Total.....		12	2400		299-662	.452	71-195	.364	194-255	.761	127	284	411	34.2	206	3	142	140	41	78	863	71.9
Opponents.....		12	2400		283-666	.425	82-249	.329	142-205	.693	127	258	385	32.1	230	-	161	157	50	58	790	65.8

TEAM STATISTICS	VT	OPP	Date	Opponent	Score	Att.
SCORING	863	790	* 12/05/10	VIRGINIA	L 54-57	9847
Points per game	71.9	65.8	* 01/08/11	FLORIDA STATE	w 71-59	7987
Scoring margin	+6.1	-	* 01/13/11	at North Carolina	L 61-64	21089
FIELD GOALS-ATT	299-662	283-666	* 01/15/11	WAKE FOREST	w 94-65	9847
Field goal pct	.452	.425	* 01/20/11	at Maryland	w 74-57	17950
3 POINT FG-ATT	71-195	82-249	* 1/25/11	at Georgia Tech	L 57-72	5794
3-point FG pct	.364	.329	* 01/30/11	MIAMI	w 72-68	9847
3-pt FG made per game	5.9	6.8	* 02/02/11	at NC State	w 77-69	15945
FREE THROWS-ATT	194-255	142-205	* 2-5-11	at Boston College	L 56-58	6328
Free throw pct	.761	.693	* 02/13/11	GEORGIA TECH	w 102-77	9847
F-Throws made per game	16.2	11.8	* 02/15/11	MARYLAND	w 91-83	9686
REBOUNDS	411	385	* 02/19/11	at Virginia	L 54-61	13769
Rebounds per game	34.2	32.1				
Rebounding margin	+2.2	-				
ASSISTS	142	161				
Assists per game	11.8	13.4				
TURNOVERS	140	157				
Turnovers per game	11.7	13.1				
Turnover margin	+1.4	-				
Assist/turnover ratio	1.0	1.0				
STEALS	78	58				
Steals per game	6.5	4.8				
BLOCKS	41	50				
Blocks per game	3.4	4.2				
ATTENDANCE	57061	80875				
Home games-Avg/Game	6-9510	6-13479				
Neutral site-Avg/Game	-	0-0				

* - Conference game

Score by Periods	1st	2nd	Totals
Virginia Tech	427	436	863
Opponents	360	430	790

THE STAT CREW SYSTEM
Virginia Tech Team Game-by-Game Comparison (as of Feb 19, 2011)
All games

Opponent	1st	2nd	Score	Mar	Total FG	FG Pct	3-Pointers	3FG Pct	Free Throws	FT Pct	Rebounds	Assist	T/Over	Block	Steal	Fouls
CAMPBELL	41/26	29/34	70-60	+10	22-52/20-49	.423/.408	5-19/7-19	.263/.368	21-31/13-20	.677/.650	41/24 +17	13/9	19/17	7/3	3/5	20/26
Kansas State	29/30	28/43	57-73	(16)	19-55/26-64	.345/.406	5-17/7-23	.294/.304	14-21/14-28	.667/.500	37/46 (9)	10/19	17/15	7/5	5/6	23/21
UNCG	43/32	49/38	92-70	+22	29-54/23-41	.537/.561	4-16/6-10	.250/.600	30-41/18-29	.732/.621	29/28 +1	12/9	15/29	3/0	20/4	26/28
Cal State Northridge	38/18	34/38	72-56	+16	29-55/17-51	.527/.333	4-14/6-18	.286/.333	10-15/16-28	.667/.571	33/37 (4)	21/9	16/25	5/1	2/6	23/21
Oklahoma State	26/29	30/22	56-51	+5	17-49/17-59	.347/.288	2-14/3-13	.143/.231	20-31/14-20	.645/.700	38/45 (7)	8/8	13/16	3/3	2/3	19/25
UNLV	30/37	29/34	59-71	(12)	20-41/31-58	.488/.534	10-16/4-17	.625/.235	9-21/5-11	.429/.455	28/29 (1)	11/19	18/9	3/1	4/5	17/22
PURDUE	21/25	30/26	55-58	(3)	19-55/21-58	.345/.362	2-14/5-21	.143/.238	15-21/11-19	.714/.579	42/34 +8	10/12	13/9	4/2	4/4	18/20
VIRGINIA	24/36	30/21	54-57	(3)	22-51/23-49	.431/.469	6-15/4-12	.400/.333	4-4/7-11	1000/.636	28/30 (2)	8/16	11/10	7/6	4/5	16/12
PENN STATE	44/33	35/36	79-69	+10	30-55/24-57	.545/.421	7-15/7-22	.467/.318	12-19/14-16	.632/.875	35/29 +6	20/10	10/9	4/2	2/2	17/18
Mississippi State	44/27	44/30	88-57	+31	30-60/22-49	.500/.449	9-25/6-19	.360/.316	19-23/7-13	.826/.538	39/24 +15	17/10	10/16	2/3	8/6	15/20
St. Bonaventure	41/28	24/37	76-68	+8	27-55/27-65	.491/.415	7-20/7-18	.350/.389	15-20/7-11	.750/.636	33/39 (6)	15/14	13/14	4/3	11/8	15/16
USC UPSTATE	34/29	30/24	64-53	+11	24-53/21-49	.453/.429	2-14/8-21	.143/.381	14-21/3-10	.667/.300	32/30 +2	14/12	9/18	4/3	7/4	12/19
MOUNT ST. MARY'S	50/11	49/23	99-34	+65	36-52/9-53	.692/.170	6-15/5-17	.400/.294	21-33/11-21	.636/.524	40/32 +8	21/4	13/25	9/3	15/5	20/21
FLORIDA STATE	29/19	42/40	71-59	+12	18-45/22-62	.400/.355	1-8/7-24	.125/.292	34-37/8-14	.919/.571	30/39 (9)	9/13	13/19	3/4	10/8	16/30
North Carolina	31/24	30/40	61-64	(3)	21-53/26-63	.396/.413	11-23/5-21	.478/.238	8-15/7-17	.533/.412	33/46 (13)	9/17	18/17	3/6	13/6	21/17
WAKE FOREST	44/24	50/41	94-65	+29	34-58/20-50	.586/.400	8-17/7-21	.471/.333	18-21/18-21	.857/.857	30/23 +7	23/8	10/16	5/4	8/4	18/19
Maryland	40/29	34/28	74-57	+17	30-56/20-56	.536/.357	5-14/6-20	.357/.300	9-13/11-15	.692/.733	37/30 +7	14/12	15/16	3/1	7/4	15/16
LONGWOOD	29/19	41/33	70-52	+18	25-56/17-46	.446/.370	5-19/4-16	.263/.250	15-17/14-22	.882/.636	36/29 +7	16/6	11/14	5/1	4/4	16/17
Georgia Tech	39/36	18/36	57-72	(15)	22-56/27-60	.393/.450	1-11/8-24	.091/.333	12-16/10-16	.750/.625	35/34 +1	9/19	18/12	1/3	6/12	16/18
MIAMI	40/30	32/38	72-68	+4	23-45/24-52	.511/.462	8-17/8-27	.471/.296	18-29/12-19	.621/.632	25/30 (5)	13/12	8/10	3/3	2/2	17/23
NC State	39/26	38/43	77-69	+8	27-66/24-60	.409/.400	4-16/3-15	.250/.200	19-25/18-26	.760/.692	46/35 +11	9/11	6/6	3/8	4/1	17/17
Boston College	24/27	32/31	56-58	(2)	20-58/23-53	.345/.434	3-14/7-20	.214/.350	13-17/5-8	.765/.625	40/32 +8	6/11	6/8	2/6	3/2	16/17
GEORGIA TECH	53/37	49/40	102-77	+25	32-58/24-56	.552/.429	8-15/12-28	.533/.429	30-39/17-21	.769/.810	42/21 +21	16/13	14/14	3/2	4/6	20/27
MARYLAND	41/44	50/39	91-83	+8	29-64/29-59	.453/.492	9-23/4-14	.391/.286	24-32/21-24	.750/.875	35/33 +2	19/16	9/15	4/4	8/4	18/21
Virginia	23/28	31/33	54-61	(7)	21-52/21-46	.404/.457	7-22/11-23	.318/.478	5-7/8-13	.714/.615	30/32 (2)	7/13	12/14	4/3	9/4	16/13

Note: Game totals are displayed in the format TEAM/OPPONENT for each category

THE STAT CREW SYSTEM
Virginia Tech Points-Rebounds-Assists (as of Feb 19, 2011)
All games

Opponent	Date	Score	00		01		04		05		11		14		15	
			ALLEN,JEFF	BELL,TERRE	RAINES,CAD	HUDSON,DOR	GREEN,ERIC	DAVILA,VIC	GRIFFIN,AN							
CAMPBELL	11/12/10	70-60	w	11-14-5	17-8-2	DNP	10-1-1	6-2-0	0-5-1	DNP						
at Kansas State	11/16/10	57-73	L	8-5-3	0-3-1	DNP	12-6-1	2-0-0	5-6-0	DNP						
at UNCG	11/21/10	92-70	w	17-7-3	3-4-0	DNP	17-4-0	10-0-2	9-6-1	DNP						
vs Cal State Northridge	11/25/10	72-56	w	10-10-4	2-6-4	DNP	20-2-3	2-0-0	10-6-0	DNP						
vs Oklahoma State	11/26/10	56-51	w	11-7-2	6-7-3	0-1-0	8-6-1	DNP	9-5-0	DNP						
vs UNLV	11/28/10	59-71	L	9-6-0	12-7-3	0-0-0	0-1-4	DNP	5-5-0	DNP						
PURDUE	12/01/10	55-58	L	14-9-2	5-11-3	2-1-0	5-4-1	8-2-1	12-6-1	DNP						
VIRGINIA	12/05/10	54-57	L	12-9-2	5-3-2	DNP	5-2-1	2-0-1	4-7-1	DNP						
PENN STATE	12/12/10	79-69	w	11-13-6	13-10-3	DNP	DNP	15-4-2	7-4-0	DNP						
vs Mississippi State	12/18/10	88-57	w	12-10-2	6-5-1	0-0-0	17-2-1	11-3-6	7-4-0	DNP						
vs St. Bonaventure	12/23/10	76-68	w	18-9-0	5-9-3	DNP	DNP	15-3-2	9-4-2	DNP						
USC UPSTATE	12/30/10	64-53	w	16-15-0	6-2-2	DNP	DNP	12-3-3	6-5-2	DNP						
MOUNT ST. MARY'S	01/02/11	99-34	w	14-12-3	5-5-3	DNP	DNP	17-1-4	6-4-1	2-1-0						
FLORIDA STATE	01/08/11	71-59	w	24-11-0	4-4-2	DNP	DNP	12-3-3	9-2-0	DNP						
at North Carolina	01/13/11	61-64	L	4-7-0	2-6-0	DNP	DNP	10-4-2	2-7-2	DNP						
WAKE FOREST	01/15/11	94-65	w	10-4-1	12-3-3	DNP	DNP	10-3-5	14-5-2	0-1-0						
at Maryland	01/20/11	74-57	w	7-10-2	2-7-2	DNP	DNP	24-3-2	13-5-1	DNP						
LONGWOOD	01/22/11	70-52	w	6-10-3	7-7-0	DNP	DNP	14-4-5	7-4-2	DNP						
at Georgia Tech	1/25/11	57-72	L	18-11-0	7-6-1	DNP	DNP	9-2-1	13-7-1	DNP						
MIAMI	01/30/11	72-68	w	18-11-1	6-3-2	DNP	DNP	15-3-6	9-3-0	DNP						
at NC State	02/02/11	77-69	w	15-11-1	13-5-0	DNP	DNP	13-4-2	6-13-1	DNP						
at Boston College	2-5-11	56-58	L	25-19-2	7-2-2	DNP	DNP	1-2-2	4-5-0	DNP						
GEORGIA TECH	02/13/11	102-77	w	25-14-2	13-2-2	DNP	DNP	15-3-6	11-7-0	0-0-0						
MARYLAND	02/15/11	91-83	w	16-11-3	16-8-3	DNP	DNP	20-2-5	14-4-3	DNP						
at Virginia	02/19/11	54-61	L	11-15-0	2-2-2	DNP	DNP	12-2-2	7-7-0	DNP						

Opponent	Date	Score	21		22		23		24		25		31		32	
			GARLAND,TY	PARKER,PRI	DELANEY,MA	BOGGS,BEN	ATKINS,MAN	EDDIE,JARE	DEBNAM,PAU							
CAMPBELL	11/12/10	70-60	w	0-0-0	DNP	20-4-2	0-0-0	0-0-0	6-3-2	DNP						
at Kansas State	11/16/10	57-73	L	0-0-0	DNP	22-6-5	0-0-0	0-0-0	8-7-0	DNP						
at UNCG	11/21/10	92-70	w	0-0-1	DNP	23-0-4	5-1-0	7-2-0	1-2-1	DNP						
vs Cal State Northridge	11/25/10	72-56	w	0-0-1	DNP	17-4-7	0-0-0	5-2-1	6-0-1	DNP						
vs Oklahoma State	11/26/10	56-51	w	6-0-0	DNP	16-3-1	DNP	0-0-0	0-5-1	DNP						
vs UNLV	11/28/10	59-71	L	3-1-0	DNP	30-4-4	DNP	0-0-0	0-1-0	DNP						
PURDUE	12/01/10	55-58	L	DNP	DNP	9-5-2	DNP	DNP	0-2-0	DNP						
VIRGINIA	12/05/10	54-57	L	DNP	DNP	26-3-1	DNP	0-2-0	0-1-0	DNP						
PENN STATE	12/12/10	79-69	w	9-0-1	DNP	18-1-8	DNP	4-1-0	2-2-0	DNP						
vs Mississippi State	12/18/10	88-57	w	4-0-1	DNP	19-5-4	DNP	10-2-1	2-3-1	0-2-0						
vs St. Bonaventure	12/23/10	76-68	w	0-1-1	DNP	19-3-5	DNP	5-0-1	5-2-1	DNP						
USC UPSTATE	12/30/10	64-53	w	3-0-0	DNP	17-1-5	DNP	4-3-1	0-1-1	0-0-0						
MOUNT ST. MARY'S	01/02/11	99-34	w	16-1-2	DNP	12-2-5	DNP	12-4-1	8-4-0	7-4-2						
FLORIDA STATE	01/08/11	71-59	w	5-0-1	DNP	13-5-3	DNP	4-3-0	0-0-0	DNP						
at North Carolina	01/13/11	61-64	L	0-1-0	DNP	28-2-5	DNP	9-2-0	6-1-0	DNP						
WAKE FOREST	01/15/11	94-65	w	5-1-0	2-0-0	9-2-9	DNP	16-2-0	12-5-2	4-1-1						
at Maryland	01/20/11	74-57	w	3-0-0	DNP	19-5-7	DNP	6-4-0	0-0-0	0-0-0						
LONGWOOD	01/22/11	70-52	w	3-1-1	0-0-0	23-5-4	DNP	8-1-0	2-3-1	0-0-0						
at Georgia Tech	1/25/11	57-72	L	DNP	DNP	8-1-5	DNP	2-3-1	0-0-0	DNP						
MIAMI	01/30/11	72-68	w	6-0-0	DNP	14-1-4	DNP	3-0-0	1-1-0	DNP						
at NC State	02/02/11	77-69	w	0-0-0	DNP	22-2-4	DNP	6-4-0	2-2-1	DNP						
at Boston College	2-5-11	56-58	L	0-0-0	DNP	19-4-0	DNP	0-3-0	0-1-0	DNP						
GEORGIA TECH	02/13/11	102-77	w	3-1-1	0-1-0	33-6-5	DNP	0-2-0	0-2-0	2-0-0						
MARYLAND	02/15/11	91-83	w	2-0-0	DNP	22-6-5	DNP	0-1-0	1-1-0	DNP						
at Virginia	02/19/11	54-61	L	0-0-0	DNP	22-1-3	DNP	0-0-0	DNP	DNP						