

VIRGINIA TECH



Zabian Dowdell

Jamon Gordon

Coleman Collins



2007 Division I Men's Championship
First/Second Rounds
Columbus, Ohio
The Ohio State University, host

2007 NCAA TOURNAMENT NOTES

HOKIE HOOPS

Hokies make first NCAA appearance in 11 years against Illinois in Columbus

GAME 32: Friday, March 16, 2007 • 7:10 p.m.
Nationwide Arena (19,916), Columbus, Ohio



Live Stats: ncaasports.com
 TV: CBS
 Radio: Virginia Tech/ISP Network



Hokie Notes



Entering The NCAA Tournament

The Hokies are 21-11 overall and were 10-6 in ACC action ... The Hokies are the fifth seed in the West Region ... Illinois is the 12th seed in the West Region and are 23-11 overall and were 9-7 in Big Ten play ... The winner of this game will play the winner of the #4 Southern Illinois vs. #13 Holy Cross game on Sunday, March 18 in Columbus, with the winner of that game advancing to the West Region in San Jose.

Last Time Out: NC State 72, Virginia Tech 64

The Hokies fell to NC State, 72-64, in the semifinals of the 2007 ACC Tournament on Saturday afternoon in Tampa, Fla. ... The game was close throughout, with NC State leading 31-25, at the half ... The score was tied, 48-48, with 7:10 remaining, before the 'Pack went on a 10-2 run to take the lead for good ... **Zabian Dowdell** led the Hokies with 15 points and **Jamon Gordon** recorded his first double-double of the season with 12 points and 11 rebounds, along with four assists and three steals ... The Hokies struggled from the line, hitting just eight of 19 attempts in the game.

It's Been Quite a While

Virginia Tech makes its first appearance in the NCAA Tournament since the 1995-96 season ... The Hokies were the ninth seed and defeated eighth seed Wisconsin-Green Bay, 61-48, in Reunion Arena in Dallas, Texas, in the first round of the Midwest Regional ... The Hokies lost to top-seed and eventual national champion Kentucky in the second round of the tournament ... Bill Foster was the head coach of the Hokies, who had won the NIT the previous season ... In the interim, the Hokies have made just one post-season appearance, in the 2005 NIT.



#5 Virginia Tech Hokies
(21-11, 10-6)

vs.

#12 Illinois Fighting Illini
(23-11, 9-7)

2006-07 Schedule & Results

(21-11, 10-6 ACC)

11/10	COPPIN STATE	94-43	W
11/14	WEST FLORIDA	95-47	W
Old Spice Classic - Orlando, Fla.			
11/23	Western Michigan (ESPN2)	68-71	L
11/24	Montana (ESPN)	77-56	W
11/26	Southern Illinois (ESPN)	64-69	L
ACC/Big Ten Challenge			
11/29	IOWA (ESPN)	69-65	W
BB&T Classic - Washington, D.C.			
12/ 3	George Washington (RSN) (Verizon Center)	62-63	L
12/ 6	OLD DOMINION	72-55	W
12/10	APPALACHIAN STATE	69-37	W
12/17	WAKE FOREST* (FSN)	63-60	W
Aeropostale Classic - New York, N.Y.			
12/21	Seton Hall (ESPN) (Madison Square Garden)	80-61	W
12/23	CAMPBELL	94-70	W
12/30	at Marshall (CSS)	58-59	L
1/ 3	RICHMOND	65-53	W
1/ 6	at #5/5 Duke*(ESPN)	OT 69-67	W
1/10	at UNC Greensboro (RSN) (Greensboro Coliseum)	74-51	W
1/13	#1/1 UNC* (ABC)	94-88	W
1/17	at Florida State*	73-82	L
1/21	ARV/#22 MARYLAND* (FSN)OT	67-64	W
1/23	at Miami* (RSN)	92-85	W
1/28	at Georgia Tech* (FSN)	73-65	W
1/31	N.C. STATE* (RSN)	59-70	L
2/ 3	at Boston College* (RLF)	59-80	L
2/10	VIRGINIA* (RLF)	84-57	W
2/13	at #4/4 UNC* (RLF)	OT 81-80	W
2/18	at NC State* (RLF)	56-81	L
2/21	BOSTON COLLEGE* (ESPN)	79-62	W
2/24	MIAMI*(RSN)	73-57	W
3/ 1	at ARV/#25 Virginia* (ESPN)	56-69	L
3/ 4	CLEMSON* (RLF)	74-75	L
3/ 9	vs. Wake Forest (RLF/ESPN)	71-52	W
3/10	vs. NC State (RLF/ESPN)	72-64	L
3/16	vs. Illinois# (CBS)	7:10 p.m.	

* - Atlantic Coast Conference Games
 # - NCAA West Region, Columbus, Ohio
 All times are EST
 All times are subject to change

hokiesports.com



HOKIE PROBABLES

F	13	Deron Washington	Jr.	6-7	New Orleans, La.
		11.8 ppg, 5.4 rpg, 1.0 bspg, 1.3 spg			
F	40	A.D. Vassallo	So.	6-6	Toa Baja, P.R.
		11.4 ppg, 3.9 rpg			
C	33	Coleman Collins	Sr.	6-9	Stone Mountain, Ga.
		7.7 ppg, 5.0 rpg, 1.1 bspg			
G	1	Zabian Dowdell	Sr.	6-3	Pahokee, Fla.
		18.0 ppg, 3.6 rpg, 3.3 apg, 2.2 spg			
G	22	Jamon Gordon	Sr.	6-3	Jacksonville, Fla.
		11.3 ppg, 4.5 rpg, 4.6 apg, 2.7 spg			

The NCAA Tournament

Heading to Columbus

Virginia Tech will make its eighth trip to the NCAA Tournament on Friday in Columbus, Ohio, against Illinois ... Virginia Tech is the fifth seed in the West Region ... The winner of this pod of the West Region will advance to San Jose next week.

This Place Looks Familiar

Oddly enough, Virginia Tech is very familiar with Columbus, Ohio ... This will be the Hokies' third trip to the Ohio Capital in the last four seasons ... In the 2003-04 season, Virginia Tech lost to Ohio State, 62-57, in Nationwide Arena ... Last season, the Hokies fell to OSU, 69-56, in Value City Arena in the ACC/Big Ten Challenge ... The Hokies are 2-2 all-time in Columbus, with all four games coming against Ohio State ... It's not just basketball, in 2002, the Hokies finished 22nd in the NCAA Men's Golf Championship at the Scarlet Course at OSU.

The Series vs. Illinois

This will be the third meeting all-time between the Hokies and the Illini ... Illinois has won both previous meetings, including a 92-68 victory over the Hokies in the Big Island Invitational in Hilo, Hawa'i on Dec. 1, 1996 ... The other meeting was an 85-75 Illinois victory in the Puerto Rico Shootout on Nov. 27, 1994, in San Juan, Puerto Rico.

The Series Against the Rest of the Field

Virginia Tech has never faced Holy Cross in basketball ... The Hokies are 0-1 against Southern Illinois, falling to the Salukis, 69-64, in the second round of this season's Old Spice Classic in Orlando.

Virginia Tech in the NCAA Tournament

This will be the Hokies' eighth trip to the NCAA Tournament and first since 1996 ... Tech is 5-7 all-time in the tournament ... This is the Hokies' highest-seed ever ... Tech has twice been the seventh seed, twice the ninth seed and was an eighth seed in 1979 ... There were no seeds in the Hokies' first two NCAA appearances ... Tech's furthest trip into the NCAA Tournament was in 1967, when the Hokies lost to Dayton, 71-66, in overtime in the regional finals in Evanston, Ill.

Virginia Tech vs. the NCAA Field

Virginia Tech has had a great deal of success against teams in the 2007 NCAA Tournament ... The Hokies are a combined 8-4 against the field ... Tech is 1-2 against non-conference foes and 7-2 against ACC teams in the field ... Tech is 2-0 against #1 seeds.

NCAA TOURNAMENT - COLUMBUS

FRIDAY, MARCH 16 - FIRST ROUND

SOUTH REGION

12:15 p.m. No. 4 Virginia vs. 13 Albany (CBS)

2:45 p.m. No. 5 Tennessee vs. 12 Long Beach State (CBS)

WEST REGION

7:10 p.m. No. 5 Virginia Tech vs. 12 Illinois (CBS)

9:40 p.m. No. 4 Southern Illinois vs. 13 Holy Cross (CBS)

SUNDAY, MARCH 11 - CHAMPIONSHIP

TBA South Region winners (CBS)

TBA West Region winners (CBS)



Virginia Tech on a Neutral Floor

The Hokies are no strangers to playing on a neutral court this season ... Tech is 4-4 this season on a neutral floor ... Tech was 1-2 in the Old Spice Classic in Orlando over Thanksgiving ... Tech is 6-10 on a neutral floor under Seth Greenberg ... The Hokies were 1-1 in the ACC Tournament in Tampa last week ... Tech is 4-7 in the NCAA Tournament on a neutral court.

Seth vs. Illinois

This will not be **Seth Greenberg's** first meeting with Illinois in an NCAA Tournament ... In 1993, the 11th seed Long Beach State, coached by Greenberg, lost in the opening round of the West Region in Salt Lake City, to the sixth seed Illini, 75-72 ... Illinois was coached by Lou Henson.

The Other Side

Along with the four teams from the West Region, Columbus will host four teams from the South Region ... Virginia will play Albany and Tennessee will play Long Beach State ... Of course, the relationship between Virginia Tech and Virginia is well documented, but there is also a connection between the Hokies and Long Beach State ... This is the 49ers first NCAA appearance since 1995, when LBSU was coached by current Hokie mentor, **Seth Greenberg**.

Virginia Tech vs. the Big Ten

Virginia Tech is 13-10 all-time against schools currently in the Big Ten ... Tech is 1-0 against Big Ten schools this season, as the Hokies defeated Iowa, 69-65, in the ACC/Big Ten Challenge in Blacksburg on Nov. 29 ... Tech is 1-1 in the ACC/Big Ten Challenge and 1-2 against Big Ten schools under **Seth Greenberg** ... Virginia Tech is 1-2 all-time against Big Ten teams in post-season play, including a 1-1 mark in NCAA Tournament action.

Vs. Teams from Illinois

Virginia Tech is 5-4 all-time against schools from the state of Illinois ... Tech has played Northern Illinois the most often, holding a 3-0 record against them.

VT in the NCAAs

2007

Fifth seed - West Region

1996

Ninth seed - Midwest Region

1986

Seventh seed - Southeast Region

1985

Ninth seed - East Region

1980

Seventh seed - Mideast Region

1979

Eighth seed - Midwest Region

1976

Mideast Region (no seeds)

1967

Mideast Region (no seeds)

About the Site

Virginia Tech will play its first round NCAA game at the Nationwide Arena in Columbus, Ohio ... The arena is the home of the Columbus Blue Jackets of the NHL ... This is not the home arena of host Ohio State ... The Buckeyes play their home games in Value City Arena on campus across town ... This is the Hokies' second trip to Nationwide Arena, having lost to Ohio State in the arena in 2003 ... This is the second time that Ohio State has hosted a first and second round event in the arena ... The school also hosted at this site in 2003 ... The arena seats 18,916 and has already sold out all of its tickets for the event ... Due to the school hosting the event, the Ohio State men's basketball was not eligible to play at this site and will play at Rupp Arena in Lexington, Ky.

Dowdell, Gordon Earn ACC Honors

Two Virginia Tech Hokies have earned All-ACC honors this season ... **Zabian Dowdell** has been named to the All-ACC first team, as selected by members of the Atlantic Coast Sports Media Association ... Teammate **Jamon Gordon** has been named to the third team All-ACC ... Dowdell was an honorable mention All-ACC in each of the Hokies' first two seasons in the league and this is Gordon's first time on any All-ACC team ... This is the first time that a Hokie has been named first team All-ACC ... The last time a Hokie was named to an all-conference first team was the 2003-04 season, when Bryant Matthews was named first team All-BIG EAST in the Hokies' final season in the league ... Both Dowdell and Gordon have also been named to the All-ACC Defensive team ... This is the second consecutive season that both Dowdell and Gordon have been named to the All-Defensive team ... Gordon and Dowdell led the ACC in steals this season.

Tops in the League

Jamon Gordon was named the 2007 ACC Defensive Player of the Year, in a vote by members of the Atlantic Coast Sports Media Association ... Gordon, a senior from Jacksonville, Fla., received 54 first place votes, outdistancing teammate **Zabian Dowdell** and Maryland's D.J. Strawberry, who had 12 votes each ... Gordon and Dowdell were each named to the ACC All-Defensive team ... This is the first time a Virginia Tech player has won one of the league's top individual awards ... Gordon was also the top vote-getter in the poll of league coaches by *The Fan's Guide's* annual poll.



A.D. vs. W.F.

Forgive **A.D. Vassallo** if he is giddy about the Hokies playing Wake Forest twice each of the next two seasons ... Vassallo has played three games in his short career against the Demon Deacons and he is averaging 21.7 points and 5.3 rebounds per game ... He had his career-high with 29 points in the win in Winston-Salem last season ... His 22 points in the win over Wake Forest in the ACC Tournament quarterfinals is a new record for most points in an ACC game by a Hokie.

Before You Know It

Deron Washington is quickly closing in on a couple of milestones at Virginia Tech ... The junior forward needs 80 points to reach 1,000 for his career and he is 46 rebounds shy of 500 for his career ... He is 11 blocked shots shy of 100, as well.

Our Guy

Zabian Dowdell has led (or tied for the lead) the Hokies in scoring 21 times this season in 32 games ... He has recorded seven of the Hokies' top nine scoring games, including both 30-plus point scoring performances.

Into the 10

With his 17 points in the loss at #25 Virginia, **Zabian Dowdell** passed Ace Custis into seventh place in career scoring at Virginia Tech ... He currently has 1,770 points ... He needs 34 points to pass Allan Bristow into fifth place in career scoring at Tech ... Bimbo Coles is the all-time scoring leader at Virginia Tech with 2,484 career points.

The 500 Point Club

Zabian Dowdell scored his 500th point of the season in the home win over Miami ... It is the first time a Hokie has scored 500-or-more points in a season since Bryant Matthews scored 641 points in the 2003-04 season ... Dowdell needs 63 points to reach the top 10 in single-season points scored at Virginia Tech.

Taking Care of the Ball

In the quarterfinal win over Wake Forest, the Hokies committed just two turnovers, both coming in the first half ... That is a season-low for the Hokies and the second-lowest in ACC Tournament history ... It is also a school record for fewest turnovers in a game ... The former record was four, most recently against Florida Atlantic in 1993 ... The only time a team has committed fewer turnovers in an ACC Tournament game came in 1968, when NC State committed just one turnover in a 12-10 quarterfinal win over Duke.

The First

Virginia Tech's 71-52 win over Wake Forest in the quarterfinals of the ACC Tournament is the Hokies' first-ever ACC Tournament victory ... Tech received a bye and lost to Georgia Tech in the quarterfinals of the 2005 ACC Tournament in the school's first appearance in the Tournament ... Last season, the Hokies fell to Virginia, 56-50, in the first round of the 2006 tournament ... Tech has received a first round bye in two-of-the-first three years in the league ... Tech is now 2-2 all-time in ACC Tournament games.

Gimme That!

Virginia Tech recorded 13 steals in the win over Wake Forest ... That is the 10th time this season that the Hokies have recorded at least 10 steals in a game ... The 13 steals is the fourth-highest total of the season for the Hokies ... Tech had 16 steals in the win over Seton Hall in Madison Square Garden ... In that game, **Jamon Gordon** had a season-high seven steals, a number he tied in the win over Wake Forest.

Senior Addition

This season, Virginia Tech's five-man senior class of **Zabian Dowdell, Jamon Gordon, Coleman Collins, Markus Sailes** and **Chris Tucker** have combined for 1,269 points ... That constitutes 54.6 percent of the Virginia Tech point total this season ... In ACC action, that fivesome combined for 619 points, or 57.4 percent of the team's total.

Strong at the Top

The Hokies were a combined 6-2 against teams in the top half (top 6) of the ACC standings ... Tech's only two losses to the other five teams in the top half of the league (the Hokies finished third) were a loss at Boston College on Feb. 3, which was avenged on Feb. 21 with a 79-62 Tech win and the loss at #25 Virginia that evened the season series.

Winning Ways & What it Means

The Hokies won 10 Atlantic Coast Conference regular season games ... In the Hokies' three seasons in the league, Tech has now won 22 league games ... In Tech's first three seasons in the BIG EAST Conference, the Hokies won a total of 10 league games and Tech won 17 BIG EAST regular season games in its four seasons in the league ... Tech has 21 overall wins this season, the most since going 23-6 in the 1995-96 season ... In the interim, the Hokies have had just three winning seasons (two coming in **Seth Greenberg's** first two seasons in Blacksburg).

Mr. 500

With his five assists in the quarterfinal win over Wake Forest, **Jamon Gordon** became just the second man in Virginia Tech history to record 500 assists in a career ... Bimbo Coles, this year's Virginia Tech ACC Legend honoree, is the all-time leader, with 547 ... Gordon has 506 career assists.

A Little Fresher Legs

A year ago, the quartet of **Zabian Dowdell, Jamon Gordon, Coleman Collins** and **Deron Washington** averaged 33.9 minutes played per game overall ... This season, that number has fallen to 29.3 minutes played per game ... In the 2005-06 season, seven Hokies averaged at least 10 minutes per game; this season, nine Hokies have reached that plateau.

Winning 20

The Hokies enter the NCAA Tournament 21-11 overall and were 10-6 in ACC play ... This is the 14th time in school history that the Hokies have won at least 20 games ... The most wins in a season for the Hokies was in 1994-95, when the Hokies won 25 games (and the second of the school's two NIT titles).

Double-Digits in Conference Play

This season marks the ninth time in school history that the Hokies have won at least 10 conference games ... The last time Tech won at least ten conference games was in the 1995-96 season, when the Hokies were 13-3 as a member of the Atlantic 10 Conference ... Tech had one 10-win season in the Metro Conference (1984-85) and six such seasons as a member of the Southern Conference.

Top Duos in the Take-away

The duo of **Jamon Gordon** and **Zabian Dowdell** are the top defensive duo in the Atlantic Coast Conference, at least statistically ... The pair combined for 74 steals in ACC play this season and 155 in all games ... The next-best pair of teammates on the list is Clemson's pair of James Mays and Vernon Hamilton, who had 58 steals in ACC play and have 122 steals in all games ... The top pair of true guards, other than Dowdell and Gordon, are Georgia Tech's Javaris Crittenton and Mario West, who combined for 56 steals in ACC play and 113 steals overall.

Taking Care of the Ball

The duo of **Jamon Gordon** and **Zabian Dowdell** have also done a great job in the assist/turnover ratio category in all games played ... The pair has combined for 250 assists and 134 turnovers, good for a 1.87 ratio ... The next best pair in the league are Eric Hayes and Greivis Vasquez of Maryland, with a 1.79 ratio.

The Cassell Guard

In the win over Virginia, **Zabian Dowdell** snapped his streak in which he had scored in double figures in 36 consecutive games in Cassell ... Prior to UVA, the last time Dowdell did not score double figures in a game in Cassell Coliseum was on Jan. 12, 2005, when he scored eight points in a win over Bethune-Cookman ... He rebounded from the UVA game and scored 23 points in the win over Boston College, 20 points in the win over Miami and 25 points in the loss to Clemson in Cassell Coliseum ... He averaged 18.4 points per game in Cassell Coliseum this season ... Dowdell played 17 games in Cassell Coliseum in 2005-06 ... He scored in double figures in all 17 games and his 25 points vs. North Carolina A&T were the high point total for the Hokies in the arena last season ... Dowdell averaged 16.4 points per game in Cassell a year ago ... Prior to UVA, he had scored in double figures in all 20 home ACC games ... The senior scored double figures in 23 of 24 career home ACC games.

More Than Last Year

Several Hokies either have or will soon surpass last season's scoring totals ... **Zabian Dowdell** led the Hokies in scoring last season with 460 point and he has already registered 577 points this season ... Dowdell's total of 577 points this season is a new personal best for points in a season, even though he led the Hokies in scoring in each of the last two seasons ... **Jamon Gordon** has surpassed last year's total of 342 and **Deron Washington** surpassed his total of 304 points last season when he scored 19 points in the win over Boston College ... He now has 378 points this season ... **A.D. Vassallo** has scored 365 points this season, 139 points more than all of last season.

Tobacco Road

The Hokies are one of three teams to win at both North Carolina and Duke in the last 25 years ... The last team to accomplish that feat was Georgia Tech in the 1995-96 season.

Free for Z

Zabian Dowdell set new career-highs when he was 17-of-19 from the free throw line in the win at #4 North Carolina ... In the two games against the Tar Heels this season, Dowdell was 28-of-34 from the line, good for 82.4 percent ... Dowdell has six games this season where he has double-figure free throw attempts and he has made at least 10 free throws in five of those games.

Jamon Gordon recorded his 1,200th career point in the home win over Miami.

Hokies vs. Ranked Teams

Although the Hokies have played a significantly tougher schedule this year, the win at #5 Duke was Tech's first game against a nationally-ranked team this season ... The Hokies are now 4-1 against nationally ranked teams this season, and 3-0 against teams ranked in the top 5 nationally ... Tech was 0-7 last season against ranked teams, but the average margin of defeat was 5.1 ppg ... Tech lost four of the seven games by three-or-fewer points and three of the games were decided by a made or missed shot at the buzzer ... With the loss at #25 Virginia, Tech is 6-12 against nationally-ranked teams since joining the ACC for the 2004-05 season and 7-16 against nationally-ranked teams under **Seth Greenberg** ... Tech is 23-121 all-time against teams ranked in the AP poll.

Seeing the Hokies

The crowd of 22,269 announced for the Hokies' quarterfinal win over Wake Forest and the loss in the semifinals to NC State are the fourth-largest crowds ever to see a Virginia Tech men's basketball game ... A crowd of 21,750 watched the Hokies defeat #4 North Carolina in the Smith Center on Feb. 13, 2007 ... It was, at the time, the fifth-largest crowd ever to witness a Virginia Tech men's basketball game ... The attendance at the Jan. 31, 2004, game in the Carrier Dome against Syracuse was 25,862, the largest crowd ever to see the Hokies play a basketball game ... The previous record was 23,226 at the Carrier Dome on Jan. 26, 2002 ... Below are the top five attendances for a Virginia Tech men's basketball game.

25,862	Syracuse	1-31-04
	Carrier Dome	
23,745	Virginia	3-9-06
	Greensboro Coliseum	
23,226	Syracuse	1-26-02
	Carrier Dome	
22,269	Wake Forest	3-9-07
	St. Pete Times Forum	
22,269	NC State	3-10-07
	St. Pete Times Forum	

The Only One

Jamon Gordon is the only active NCAA Division I player to record 1,200 career points, 500 career rebounds, 500 career assists and 250 career steals.

Quite an Accomplishment

Virginia Tech swept the season series from North Carolina this season ... The last team to accomplish that feat was Duke in the 2003-04 season ... Three ACC teams, Boston College, Florida State and Miami, have never accomplished that feat ... The only time Clemson accomplished the feat, the two teams played UNC's home game in Charlotte, not Chapel Hill.

SWAT

In the win over Virginia, the Hokies blocked a total of 11 shots, including a career-high six blocks by **Coleman Collins** ... The 11 blocked shots is the second-most by the Hokies in an ACC game (Tech blocked 12 shots in the win over #7 Duke in 2005) ... This is the fourth time this season the Hokies have reached the double figure mark in blocked shots in a game ... Tech's season high is 12 blocked shots against Seton Hall in Madison Square Garden in December ... This season, the Hokies have six players with double-figures in blocked shots ... Last season, only four Hokies reached that level ... **Coleman Collins** and **Cheick Diakite** lead the team with 31 blocks each, three behind Collins' total of 34 a year ago ... In conference play, Collins has the same number of blocked shots as turnovers (20).

So This is the Smith Center

The win at #4 North Carolina was the Hokies' first-ever visit to the Dean E. Smith Center ... Although this is the Hokies' third season as a member of the ACC, the two schools only met in Blacksburg in each of the first two seasons in the league ... Tech had not played in Chapel Hill since Dec. 6, 1975, when the #4 Tar Heels downed the Hokies, 88-75, in Carmichael Auditorium ... Tech had not won in Chapel Hill since Feb. 12, 1966, when the Hokies defeated UNC, 81-75, in Carmichael.

The Hokies	
<i>Under Seth Greenberg</i>	
VT outrebounds opponent.....	32-12
Opponent outrebounds VT	29-39
Rebounds are equal.....	5- 4
VT leads at the half.....	42- 7
VT trails at the half	21-46
Game is tied at the half.....	3- 2
VT shoots 50% or better	23- 4
VT outshoots opponent.....	50-11
Opponent outshoots VT	16-44
VT holds opp. under 40%.....	31- 4
VT scores 100+ points.....	1- 0
VT scores 90-99 points.....	6- 1
VT scores 80-89 points.....	10- 1
VT scores 70-79 points.....	27-10
VT scores 60-69 points.....	17-24
VT scores less than 60 points.....	5-19
Opponent scores 100+ points.....	0- 1
Opponent scores 90-99 points.....	0- 1
Opponent scores 80-89 points.....	3-15
Opponent scores 70-79 points.....	7-22
Opponent scores 60-69 points.....	22-11
Opp. scores less than 60 points	34- 5
VT in games 5-or-fewer points.....	19-20
VT at home.....	47-16
VT on the road	13-29
VT at a neutral site.....	6-10
Overtime games	4- 2
VT against conference foes.....	31-39
VT on television	34-43
VT vs. ranked teams	7-16
VT as a ranked team.....	4- 6

Hot From the Field

Virginia Tech shot a season-best 59.5 percent from the field in the win at Georgia Tech ... In the win at Miami, the Hokies hit 25-of-43 field goal attempts, for 58.1 percent, which was then a new season-high ... Virginia Tech shot 56.5 percent from the field in the loss at Florida State, including a blistering 17-of-24 (70.8 percent) in the second half ... At the time, the Florida State game percentage was the second-highest of the season for the Hokies, trailing only the Hokies' 38-of-66 (57.6 percent) performance in the win over Campbell ... The second-half percentage against Florida State is a high for the Hokies this season ... In the win over Virginia, the Hokies were 30-of-52 from the field, for 57.7 percent and Tech shot 55.7 percent from the floor in the win over Boston College ... Tech was 11-of-16 from the floor in the second half of the home win over Miami ... The Hokies are shooting 47.5 percent from the field on the season and 47.3 percent from the field in ACC action.

Did You See That?

The folks at SportsCenter sure did ... The top "Play of the Day" on the late night SportsCenter following the Hokies' win over Boston College was **Deron Washington's** soaring dunk over the Eagles ... The feat was later named the play of the week by the network.

Night Moves

When the Hokies' travel on trips that require a flight, the team charters a 30-passenger jet ... During the same stretch that the Hokies have travelled to Tallahassee, Miami, Atlanta and Boston, the same jet the team charters has also been used to fly Bob Seger's Silver Bullet Band.

Always Trust People Over 30

In the Hokies' win at Miami, **Zabian Dowdell** scored a then-career-high 30 points ... In the Hokies' win at #4 North Carolina, he surpassed that total with 33 points ... The 33 points is the most points scored by a Virginia Tech player in ACC play ... Before the 30 points at Miami, the last Hokie to score 30-or-more points in a game was **Coleman Collins' 32 points** at JMU last season ... The last time Tech had more than one 30-point game was the 2003-04 season, when Bryant Matthews had four games of 30-or-more points and Matthews' 34 points against Miami in Cassell Coliseum on Jan. 17, 2004, was the last time a Hokie scored more than 33 points in a game.

Coleman Collins recorded his 1,100th career point in the home win over Miami.

Increasing on Good

With his 10 steals in the ACC Tournament, **Jamon Gordon** now has 86 steals for the season, surpassing his mark from last season ... That number is good for second place in single-season steals at Virginia Tech and just three steals short of Dell Curry's school-record 89 steals in the 1983-84 season ... Gordon now has three of the top ten single-season steals totals at Virginia Tech, the only Hokie to hold that distinction ... Gordon's 146 assists this season are fourth-best in school history and surpass his best-ever season of 133 assists last season ... **Zabian Dowdell** has 69 steals this season, one off his career-high ... The 69 steals are seventh-best in school history.


VT vs. Top-Ranked Teams

With the win over #1 North Carolina, Virginia Tech is now 2-5 all-time against #1 ranked teams ... Tech's other win against a top-ranked team was on Jan. 10, 1983, when the Hokies defeated #1 Memphis State, 69-56, in Cassell Coliseum ... This was just the third time that a top-ranked team had visited Cassell Coliseum.

Two of a Kind

Virginia Tech's tandem of small forwards, **Deron Washington** and **A.D. Vassallo**, are having very productive seasons for the Hokies ... The duo combines to average 23.2 points and 9.3 rebounds per game ... They are shooting a combined 48.0 percent from the field ... In ACC games, they averaged 23.0 points per game, 9.6 rebounds.

Coleman Collins recorded his 600th career rebound in the ACC Tournament loss to North Carolina State.



Incoming Players

The Hokies have signed five players to National Letters of Intent to play basketball in Blacksburg next season ... The five members of the class are **Jeff Allen**, a 6-7 forward from Washington, D.C., **Terrell Bell**, a 6-6 wing from Stone Mountain, Ga., **Malcolm Delaney**, a 6-3 guard from Baltimore, Md., **Augustus Gilchrist**, a 6-9 forward from Clinton, Md., and **Dorenzo Hudson**, a 6-4 guard from Charlotte, N.C. ... Allen originally signed with the Hokies last fall before deciding to take a prep year at Hargrave Military Academy, where he teams with Hudson ... Two years ago, he was a teammate of current Hokie **Nigel Munson** at DeMatha High School in suburban Washington, D.C.

About Seth

Seth Greenberg is in his fourth season as the head coach of the Hokies ... Now in his fourth season with the Hokies, Greenberg has a 66-55 overall record in Blacksburg and in his 279-225 in 16 seasons as a collegiate head coach ... Prior to Virginia Tech, Greenberg was the head coach at South Florida from 1997-2003 and Long Beach State from 1990-97 ... Greenberg was named the ACC Coach of the Year in the Hokies' first year in the league, 2004-05.



Pronunciation Guide

Markus Sailes Sales
 Jamon Gordon..... ju-MON
 Zabian Dowdell ... ZAY-be-un dow-DELL
 Robert Krabbendam.....
 KROB-uhn-dahm
 Cassell Coliseum Castle
 Deron Washington duh-RON
 A.D. Vassallo vuh-SIGH-oh
 Cheick Diakite.....sheck jha-KEY-tay
 Nigel Munson..... NIGH-jul

**2006-07 Virginia Tech Men's Basketball Team Captains
 Zabian Dowdell & Jamon Gordon**

2006-07 Virginia Tech Men's Basketball Roster

No.	Name	POS	HT	WT	CL	HOMETOWN (HS/OTHER)
1	Zabian Dowdell	G	6-3	190	Sr.	Pahokee, Fla. (Pahokee)
3	Nigel Munson	G	6-0	180	Fr.	Washington, D.C. (DeMatha)
13	Deron Washington	F/G	6-7	202	Jr.	New Orleans, La. (National Christian Academy, Md.)
14	Robert Krabbendam	C/F	7-0	234	R-So.	Hoorn, The Netherlands (Copernicus)
15	Terrance Vinson	F	6-8	215	R-Fr.	Valdosta, Ga. (Lowndes)
21	Lewis Witcher	F	6-9	218	Fr.	Rocky Mount, Va. (Franklin County)
22	Jamon Gordon	G	6-3	212	Sr.	Jacksonville, Fla. (Andrew Jackson)
23	Marcus Travis	G	6-3	205	Jr.	Blacksburg, Va. (Blacksburg/Oxnard Junior College)
24	Markus Sailes	G	6-5	205	R-Sr.	Richmond, Va. (Varina)
33	Coleman Collins	F	6-9	243	Sr.	Stone Mountain, Ga. (Chamblee)
34	Cheick Diakite	F	6-9	217	So.	Bamako, Mali (Bridgton Academy, Me.)
40	A.D. Vassallo	F/G	6-6	216	So.	Toa Baja, P.R. (Hargrave Military Academy)
42	Chris Tucker	F	6-7	240	Sr.	Fincastle, Va. (Lord Botetourt/ Fork Union Military Academy)

Coaching Staff

Head Coach: Seth Greenberg (Fairleigh Dickinson, 1978)
Associate Head Coach: Brad Greenberg (American, 1977)
Assistant Coaches: Ryan Odom (Hampden-Sydney, 1996), Stacey Palmore (Livingstone, 1993)
Director of Men's Basketball Operations: Rick Hall (Virginia Tech, 1983)



Listing Seth

Virginia Tech's head coach **Seth Greenberg** has been named one of 15 finalists for the 2007 Jim Phelan Award, given annually to the national coach of the year ... Greenberg is the only ACC coach on the list ... UCLA's Ben Howland won the award last season.

Virginia Tech has won at least 10 home games in each of the last four seasons, including the 13-2 mark so far this season. The last time Virginia Tech reached double figures in home wins in at least four consecutive seasons ended with the 1986-87 season, which snapped an 11-season streak.

On This Date

The Hokies are 0-1 all-time in games played on March 16 ... The only game the Hokies have ever played on March 16 was the 84-60 loss to eventual national champion Kentucky in the second round of the 1996 NCAA Tournament in Dallas, Texas.

TOP INDIVIDUAL PERFORMANCES

VIRGINIA TECH

Points

33	Zabian Dowdell at North Carolina
30	Zabian Dowdell at Miami
26	A.D. Vassallo vs. West Florida
25	Zabian Dowdell vs. Clemson
23	Zabian Dowdell vs. UNC
23	Zabian Dowdell at Florida State
23	Deron Washington at Miami
23	Zabian Dowdell at Georgia Tech
23	Zabian Dowdell vs. Boston College
22	Jamon Gordon vs. Seton Hall
22	Jamon Gordon vs. Campbell
22	Zabian Dowdell vs. Richmond
22	A.D. Vassallo vs. Virginia
22	Deron Washington vs. Virginia
22	A.D. Vassallo vs. Wake Forest (ACC)
21	Zabian Dowdell vs. Campbell
20	Zabian Dowdell at Duke
20	Zabian Dowdell vs. Miami

Rebounds

14	Coleman Collins at Marshall
14	Coleman Collins vs. Maryland
14	Deron Washington at North Carolina
11	Jamon Gordon vs. NC State (ACC)
10	Coleman Collins vs. Coppin State
10	Cheick Diakite vs. Coppin State
10	Deron Washington at Miami
10	A.D. Vassallo at Georgia Tech
10	Jamon Gordon at Boston College
10	Deron Washington vs. Virginia

Assists

9	Jamon Gordon vs. West Florida
8	Zabian Dowdell at Georgia Tech
8	Jamon Gordon vs. Clemson
7	Zabian Dowdell vs. Coppin State
7	Deron Washington vs. Campbell
7	Jamon Gordon vs. Campbell
7	Jamon Gordon at Florida State
7	Jamon Gordon at Georgia Tech
7	Jamon Gordon at NC State
6	Jamon Gordon vs. Coppin State
6	Zabian Dowdell vs. George Washington
6	Zabian Dowdell vs. Old Dominion
6	Jamon Gordon vs. North Carolina
6	Zabian Dowdell vs. Wake Forest (ACC)

Steals

7	Jamon Gordon vs. Seton Hall
7	Jamon Gordon vs. Wake Forest (ACC)
6	Jamon Gordon vs. Maryland
6	Jamon Gordon vs. Virginia
5	Jamon Gordon vs. Southern Illinois
5	Zabian Dowdell at Duke
5	Jamon Gordon vs. North Carolina
5	Jamon Gordon vs. Virginia
4	eight times

Blocks

6	Coleman Collins vs. Virginia
5	Lewis Witcher vs. Iowa
5	Deron Washington vs. Appalachian State
4	Deron Washington vs. Seton Hall
4	Cheick Diakite vs. Maryland
4	Cheick Diakite vs. Boston College
3	seven times

OPPONENTS

Points

30	Jared Dudley, Boston College (A)
27	Al Thornton, Florida State
24	Adam Haluska, Iowa
24	Denis Clemente, Miami (A)
22	DeMarcus Nelson, Duke
22	Toney Douglas, Florida State
22	Tyler Hansbrough, North Carolina (A)
22	KC Rivers, Clemson
21	Kyle Hines, UNCG
21	J.R. Reynolds, Virginia (H)
20	Mark Dorris, Marshall
20	Ben McCauley, NC State (H)
20	Tyrese Rice, Boston College (A)
20	Engin Atsur, NC State (A)
20	Denis Clemente, Miami (H)
20	Gavin Grant, NC State (ACC)

Rebounds

15	Tyler Hansbrough, North Carolina (H)
13	Al Thornton, Florida State
13	Jared Dudley, Boston College (A)
12	Jordan Hasquet, Montana
11	Marcus Grant, West Florida
11	Regis Koundjia, George Washington
11	Brandon Costner, NC State (H)
11	Brandon Costner, NC State (A)
11	Kyle Visser, Wake Forest (ACC)
10	Josh McRoberts, Duke
10	Gavin Grant, NC State (H)

Assists

8	Tyrese Rice, Boston College (A)
7	Engin Atsur, NC State (A)
7	Ben McCauley, NC State (A)
6	Deondre Boynton, West Florida
6	Brian Morris, Richmond
6	Ty Lawson, North Carolina (H)
6	Tyrese Rice, Boston College (H)
6	J.R. Reynolds, Virginia (A)
6	Sean Singletary (A)
6	Cliff Hammonds, Clemson
5	seven times

Steals

5	Paul Gause, Seton Hall
5	Ekene Ibekwe, Maryland
4	Tony Toung, Southern Illinois
4	Javaris Crittenton, Georgia Tech
3	seven times

Blocks

5	Jean Francois Bro Grebe, Marshall
3	Kurt Looby, Iowa
3	Josh McRoberts, Duke
3	Gavin Grant, NC State (H)
3	Tyrelle Blair, Boston College (A)
3	Ben McCauley, NC State (ACC)

Thanks to VT webmaster **Damian Salas** and SID Assistant **Kellie Tilton** for their assistance in researching notes in this release.

Double Your Pleasure

In the win over #22 Maryland, **Coleman Collins** recorded his second double-double of the season with 11 points and 14 rebounds ... His only other double-double of the season came in the opening game against Coppin State ... Collins is third among active ACC players with 12 career double-doubles ... Up until Jan. 23 in Miami, these were the only two double-doubles of the season for the Hokies ... **Deron Washington** had 23 points and 10 rebounds for his second career double-double in the win over Miami ... **A.D. Vassallo** recorded his second career double-double when he scored 19 points and had 10 rebounds in the win at Georgia Tech and Washington had 22 points and 10 rebounds in the win over Virginia and followed that with 12 points and a career-high 14 rebounds in the win at #4 UNC ... **Jamon Gordon** recorded his first double-double of the season with 12 points and 11 rebounds in the loss to NC State in the semifinals of the ACC Tournament ... Tech had 13 double-doubles last season, including seven by Collins.

It Had Been a Long Time

Virginia Tech defeated #5 Duke, 69-67 on Jan. 6, 2007, in Cameron Indoor Stadium ... It was Tech's first-ever win in the building and seventh all-time against Duke ... It marked Tech's first win over a top-5 ranked team since Feb. 1, 1986, when the Hokies defeated #2 Memphis State, 76-72, in Cassell Coliseum ... It was Tech's first win on the home court of a top 5-ranked team since Dec. 1, 1962, when the Hokies defeated #3 Kentucky, 80-77 in Lexington ... It was Tech's first win over a top-25 team since Feb. 17, 2005, when Tech defeated #7 Duke, 67-65, in Cassell Coliseum ... Tech forced Duke into 22 turnovers in the contest, while committing just seven in the game ... Tech did not commit a turnover in the overtime period.

Winning on the Road

Virginia Tech finished with a 4-4 ACC road record, after winning two ACC road games in each of the team's first two seasons in the league ... In the wins at Miami and Georgia Tech, the Hokies' won back-to-back "true" road games for the first time since 1985 when they resided in the Metro Conference and won at Florida State and South Carolina.

The Whole Team

North Carolina is considered to be one of the deepest and most talented teams in college basketball ... With that in mind, it is important to point out that the Virginia Tech bench outscored North Carolina's bench, 36-23, in the Hokies' 94-88 win over the top-ranked Tar Heels.

500 and Counting

Virginia Tech head coach **Seth Greenberg** coached his 100th game at Virginia Tech in the win over Seton Hall ... He has a record of 66-55 (.545) in his three-plus years at Tech ... He became the 11th coach in Virginia Tech history to reach the 100-game mark ... In the home win over Miami, Greenberg coached his 500th game as a collegiate head coach.

A Pretty Good Month

The Hokies were 7-2 in the month of January ... That is the most wins in any month for the Hokies under **Seth Greenberg** ... Tech is now 16-15 in January games under Greenberg ... The last time the Hokies won seven games in a single month was the 1995-96 season, when they were 9-1 in January ... Virginia Tech shot a season-best 59.5 percent from the field in the win at Georgia Tech ... In the win at Miami, the Hokies hit 25-of-43 field goal attempts, for 58.1 percent, which was then a new season-high ... Virginia Tech shot 56.5 percent from the field in the loss at Florida State, including a blistering 17-of-24 (70.8 percent) in the second half ... At the time, the Florida State game percentage was the second-highest of the season for the Hokies, trailing only the Hokies' 38-of-66 (57.6 percent) performance in the win over Campbell ... The second-half percentage against Florida State is a high for the Hokies this season ... The Hokies are shooting 47.4 percent from the field on the season and 46.9 percent from the field in ACC action ... During a five-game stretch from Jan. 13-28, the Hokies were 131-of-251 from the field, good for 52.2 percent over that stretch.

Three to 1,000

Senior **Coleman Collins** scored his 1,000th career point in the Hokies' win over UNC Greensboro ... He now has 1,127 career points ... He joins teammates **Zabian Dowdell** and **Jamon Gordon** on the 1,000-point list at Virginia Tech, marking the first time since the 1995-96 season that three Hokies had 1,000-or-more points at the same time (Ace Custis, Damon Watlington and Shawn Good) ... Virginia Tech is the only ACC team with three active, 1,000-points scorers and one of two teams nationally (Xavier is the other) with three active 1,000-point scorers ... With his second basket in the win over Seton Hall, **Jamon Gordon** became the 36th player to score at least 1,000 career points at Virginia Tech ... He now has 1,254 career points ... Teammate and classmate **Zabian Dowdell** is currently seventh on the list at 1,770 career points.

Coleman Collins recorded his 500th career rebound in the loss at Marshall.

High Points

The 95 points scored by the Hokies in the win over West Florida is the second-highest point total for Tech under **Seth Greenberg** ... The 94 points scored by the Hokies in the wins against Coppin State, Campbell and North Carolina are tied for the third-highest point total under Greenberg ... With the win over #1 North Carolina, the Hokies have scored 94-or-more points in a game four times this season, the first time since the 1994-95 season the Hokies have reached that feat ... With the 92-85 win at Miami, the Hokies have scored 90-or-more points five times this season, the first time since they recorded 12 90-plus point games in the 1988-89 season.

A High-Flying Act

Junior **Deron Washington** played one of his most complete games in the win at #5 Duke ... Washington scored 11 points, led the team with eight rebounds and three assists and recorded four steals in the win ... Two of the most memorable achievements for Washington did not appear on the final box score ... Washington made all the highlight reels with a second half lay-up in which he jumped over Duke guard Greg Paulus and his block of a Paulus three-point attempt as time expired ... In the game, Washington recorded his 100th career steal at Virginia Tech ... In the win at #4 North Carolina, Washington may have done that one better ... He had 12 points and 14 rebounds and blocked Ty Lawson's attempt in the final seconds to secure the Tech win.

Deron Washington leads the Hokies in rebounding this season and is second in scoring.



Deron Washington

Usually Not A Good Sign

The 94-88 win over #1 UNC marked the first time under **Seth Greenberg** that the Hokies had won a game when the opponent had scored more than 80 points ... The last time the Hokies gave up 80-or-more-points and won was on March 1, 2000, when the Hokies defeated La Salle in overtime, 96-86, in Blacksburg ... The last time the Hokies won a game in regulation in which an opponent scored 80-or-more-points was Jan. 2, 1997, when the Hokies defeated St. Bonaventure, 92-80, in Blacksburg ... In the win at Miami, the Hokies allowed the Hurricanes 85 points in a Virginia Tech win and Tech allowed #4 UNC 80 points in the win at North Carolina.

The Students' Victory

In his post-game comments after defeating #22 Maryland, head coach **Seth Greenberg** made a point to thank the students for their support in the win ... With an ice storm hitting Western Virginia, the Virginia Tech athletics administration invited all Virginia Tech students to attend the game, free of charge, since most season-ticket holders would be unable to make it to Blacksburg ... A crowd estimated at 8,000-8,500 packed Cassell Coliseum, giving the Hokies a unique game environment for this day and age.

Some Notes on the First UNC Win

Tech's 94-88 win over #1 North Carolina was the Hokies first win against the Tar Heels since Feb. 12, 1966, when the Hokies defeated UNC, 81-75, in Carmichael Auditorium ... UNC had won 18 straight games in the series, including both ACC games ... It was Tech's first home win over the Tar Heels since Dec. 5, 1949, when Tech defeated UNC, 62-48 ... This is the first time that Tech has defeated a ranked UNC team.

Some Notes on the Second UNC Win

Virginia Tech's 81-80 overtime win at #4 North Carolina was the Hokies' first-ever win in the Smith Center and just the school's fifth win in Chapel Hill all-time ... Tech had not won in Chapel Hill since Feb. 12, 1966 (41 years and one day), when the Hokies downed the Tar Heels, 81-75 ... It was just the second time that Tech had defeated a ranked UNC team (the first was one month earlier, when Tech downed #1 UNC, 94-88, in Blacksburg).

About the Second Half in Miami

The Hokies allowed Miami 56 points in the second half of the game on Jan. 23 ... That is the most points Tech has allowed in a half this season ... To illustrate how out of character that is, Tech has held seven opponents to 56-or-fewer points in a game this season.

Virginia Tech Streaks

	Total	Home	Road	Neutral
Overall	Lost 1	Lost 1	Lost 2	Lost 1
ACC*	Lost 2	Lost 1	Lost 2	---
Non-Conference	Won 2	Won 14	Lost 1	Won 2

* - regular season games only

Longest winning streak this season	5	12-6/12-23
Longest losing streak this season	2	1-31/2-3, 3-1/3-4

Gimme That!

Here is a list of how **Jamon Gordon** and **Zabian Dowdell** stand in the Virginia Tech all-time steals category.

Career Steals

1. Dell Curry	295
2. Jamon Gordon	282
3. Zabian Dowdell	239
4. Bimbo Coles	216
5. Al Young	201

Take This!

Here is how **Jamon Gordon** and **Zabian Dowdell** stand on the Virginia Tech all-time assists list.

Career Assists

1. Bimbo Coles	547
2. Jamon Gordon	506
3. Al Young	468
4. Dell Curry	407
5. Zabian Dowdell	378
6. Jay Purcell	369

Lights, Camera, Hokies

Virginia Tech is 15-10 on television this season ... During the 2005-06 season, the Hokies made 18 television appearances ... The previous year, the Hokies made 17 regular season television appearances and three more in the post-season ... Tech was 6-12 on television in the 2005-06 season ... Tech is 34-43 on television under **Seth Greenberg** ... The Hokies will make at least a record 12 national television appearances this season ... Tech made eight national television appearances during the 2005-06 regular season, up from four the previous year ... Beginning with the game at ODU and ending with the win over Georgia Tech, the Hokies played nine consecutive televised games last season ... All remaining Virginia Tech regular season games will be televised ... This is the Hokies' first appearance on CBS since the 1995-96 NCAA Tournament.

Zabian Dowdell's 1,770 career points are second-best among active ACC players, trailing only Boston College's Jared Dudley.

Important Numbers

Here are some important numbers on the Tech seniors to keep in mind as we go through the 2006-07 season.

Coleman Collins

Points	1,127
Rebounds	606
Assists	77
Steals	55
Blocked Shots	105

Zabian Dowdell

Points	1,770
Rebounds	389
Assists	378
Steals	239
Blocked Shots	21

Jamon Gordon

Points	1,254
Rebounds	577
Assists	506
Steals	282
Blocked Shots	82

Tech vs. the Top 10

Virginia Tech's wins over #5 Duke and #1 North Carolina marks just the second time in school history that the Hokies have won consecutive games against top-10 teams ... The only other time that this has happened was on Dec. 1 and Dec. 17, 1962, when the Hokies defeated #3 Kentucky, 80-77, in Lexington and #5 Mississippi State, 82-65, in Blacksburg ... The 94 points scored in the win over #1 UNC is the most points scored by Tech in a win over a top-10 team and the second-highest point total scored by Tech in any game vs. a top-10 team ... Tech lost at #7 Louisville, 108-95, on Feb. 1, 1989 ... The last time Tech won two straight against nationally-ranked teams was on Jan. 9 and Jan. 23, 1982, with home and away victories over #12 and #17 Louisville ... This is just the third time Tech has ever won two straight against nationally-ranked teams ... Add in the win at #4 North Carolina and this becomes the first time that the Hokies have defeated three top-10 teams in the same season.

He's Awesome, Baby!

Along with his ACC Player of the Week award, **Zabian Dowdell** was also named the National Player of the Week by ESPN's Dick Vitale for the week ending Jan. 28.

VT vs. The States

(UNDER SETH GREENBERG)

	OVERALL	CONFERENCE
CALIFORNIA	1-0	
CONNECTICUT	0-1	0-1
DISTRICT OF COLUMBIA	2-1	2-0
FLORIDA	7-5	5-5
GEORGIA	3-1	3-1
INDIANA	0-1	0-1
ILLINOIS	0-1	
IOWA	1-0	
MARYLAND	10-2	2-2
MASSACHUSETTS	1-4	1-4
MICHIGAN	0-2	
MISSISSIPPI	0-1	
MONTANA	1-0	
NEW HAMPSHIRE	1-0	
NEW JERSEY	3-2	2-2
NEW YORK	2-2	1-1
NORTH CAROLINA	14-12	7-10
OHIO	0-3	
PENNSYLVANIA	1-3	0-3
RHODE ISLAND	1-0	1-0
SOUTH CAROLINA	2-3	2-3
TENNESSEE	1-1	
VIRGINIA	12-9	2-5
WEST VIRGINIA	3-1	2-0
TOTALS	66-55	30-38

Hitting the Mark

In the loss at #22 Maryland last season, junior guard **Zabian Dowdell** became the 35th player in Virginia Tech history to score 1,000 career points ... He currently has 1,770 points and is averaging 14.8 points per game in his career ... In the loss at #25 Virginia, Dowdell moved past Ace Custis into seventh place in career scoring at Virginia Tech ... He and teammates **Jamon Gordon** and **Coleman Collins** join former teammates Bryant Matthews and Carlos Dixon on the list ... In the win over Appalachian State, Dowdell grabbed his 300th career rebound ... He recorded his 200th career steal in the win over Richmond ... He played in his 100th career game at Virginia Tech in the win over Campbell ... He is currently third in career steals and fifth in career assists at Virginia Tech.

Non-Conference Streak

With the win over Richmond, the Hokies stretched their home court, non-conference winning streak to 14 games ... The Hokies have not lost a non-conference home game since Nov. 12, 2005, a 72-71 loss to Bowling Green ... Tech is 28-3 (.903) against non-conference competition in Cassell Coliseum under **Seth Greenberg**.

Seth Likes the Cassell

Seth Greenberg is a combined 47-16 as a head coach in Cassell Coliseum, good for a winning percentage of .746 ... Greenberg is 28-4 (.875) against non-conference competition in Cassell Coliseum.

Points for Pondering

Led VT in Scoring: Dowdell (21), Vassallo (5), Washington (4), Gordon (4)

Double Figure Scoring Games: Dowdell (29), Gordon (21), Washington (19), Vassallo (17), Collins (11), Munson (3), Witcher (1)

30-point Games: Dowdell (2)

20-29-point Games: Dowdell (9), Vassallo (3), Gordon (2), Washington (2)

Led VT in Rebounding: Washington (13), Collins (7), Gordon (7), Diakite (5), Vassallo (4), Dowdell (3), Witcher (2)

Double Figure Rebounding Games: Collins (3), Washington (3), Gordon (2), Diakite (1), Vassallo (1)

Led VT in Assists: Gordon (21), Dowdell (13), Washington (2), Munson (2), Vassallo (2), Sailes (1)

Double Figure Assist Games: none

Double-Doubles: Washington (3), Collins (2), Vassallo (1), Gordon (1)

Most Points in a Half: 53 (1st vs. West Florida)

Fewest Points in a Half: 21 (1st at Marshall)

Most Points Allowed in a Half: 56 (2nd at Miami)

Fewest Points Allowed in a Half: 9 (1st vs. Appalachian State)

Largest Lead: 51 pts. (94-43 vs. Coppin)

Largest Deficit: 30 pts. (41-71 at NC State)

Largest Margin of Victory: 51 pts. (94-43 vs. Coppin State)

Largest Margin of Defeat: 25 pts. (81-56 at NC State)

Largest Deficit Overcome in a Victory: 12 pts. (17-5 vs. Richmond)

Largest Lead Lost in a Loss: 11 pts. (26-15 vs. Western Michigan)

Largest Halftime Lead: 30 pts. (44-14 vs. Coppin)

Largest Halftime Deficit: 21 pts. (47-26 at Boston College)

Average Margin of Victory: 17.3 ppv

Average Margin of Defeat: 8.9 ppl

Average Margin: +8.2 ppg

Better Later

In the Hokies' 69-37 victory against Appalachian State, the Hokies made just four of their first 11 free throw attempts ... By halftime, the number was six-of-14 from the line (42.9 percent) ... In the second half, the Hokies were 11-of-11 from the line and finished the day 17-of-25 from the line, good for 68.0 percent ... Tech made 13 of their last 14 from the line in the game ... **Zabian Dowdell** was a perfect six-for-six in the game ... In the loss at Marshall, the Hokies made eight-of-nine second-half free throws and in the win over Richmond, Tech was 17 of 21 from the line in the second half (81.0 percent) and Dowdell was a perfect eight-for-eight in the Richmond win.

Zabian Dowdell has 11 20-plus point games already this season after having five such games last year. Two of those 20-plus point games this season were 30-plus point games, including a career-high 33 points at #4 North Carolina.

Making a Comeback

In Virginia Tech's 65-53 win over Richmond, the Hokies came back from a 12-point first half deficit, the largest deficit overcome in a game this season ... Tech overcame a 12-point deficit three times last season ... The largest deficit the Hokies have overcome in an ACC game is 13 points, against N.C. State in Blacksburg in the 2004-05 season ... The largest deficit the Hokies have overcome under **Seth Greenberg** was 15 points at home against Rutgers in the 2003-04 season.

Extra, Extra!!

The win at #5 Duke was the Hokies first overtime game this season ... With the win at #4 North Carolina, the Hokies are now 3-0 in overtime games this season (all three coming in ACC games) and 2-0 in road ACC overtime games ... Tech is 4-1 in ACC overtime games ... Tech was 1-1 in overtime games last season and the Hokies are 4-2 in overtime games under **Seth Greenberg** ... The combined 136 points scored in the Duke game was Tech's lowest combined score in an overtime game since March 29, 1995, when the Hokies defeated Marquette, 65-64, in the finals of the 1995 NIT ... The 131 combined points in the win over #22 Maryland surpasses that mark.

All-Time Numbers

Virginia Tech is 1,239-1,039 all-time in men's basketball action, for a .544 winning percentage ... This is Tech's 97th season of intercollegiate competition.

Nationally Known UPDATE!!!

Virginia Tech is well-represented in the current list of NCAA Division I leaders, as of Feb. 25 ... **Zabian Dowdell** is ranked 30th in steals per game, 55th in points per game and 86th in free throw percentage ... **Jamon Gordon** is ranked 14th nationally in steals per game and 88th in assists per game ... As a team, the Hokies are 10th nationally in fewest turnovers per game, 24th in blocked shots per game, 31st in steals per game and scoring margin, 41st in field goal percentage and 44th in three-point field goal percentage and in won-loss percentage.

Low Points for the Opposition

The 37 points scored by Appalachian State against Virginia Tech on Dec. 10 were the fewest points scored by a Tech opponent in Cassell Coliseum since the Hokies held Florida Atlantic to 35 points on Feb. 4, 1995 ... It is the second-lowest opponents' point total in the history of Cassell Coliseum ... The last time Tech held an opponent to fewer than 37 points was on Feb. 8, 1997, when the Hokies defeated Fordham, 50-32, in the Bronx, N.Y.

Overtime in the Cassell

The win over #22 Maryland was the Hokies' first overtime game in Cassell Coliseum since Dec. 4, 2003, a loss to ODU ... It was Tech's first home overtime win since Dec. 30, 2000, an 84-75 double overtime win against High Point ... This was the Hokies' first home conference overtime win since March 1, 2000, a 96-86 win over fellow Atlantic 10 member La Salle.

Seth Numbers

Seth Greenberg won his 250th game as a collegiate head coach in the Hokies' 94-66 win over North Carolina A&T on Dec. 7, 2005 ... Greenberg has a career record of 279-225 (.554) in 17 seasons as a collegiate head coach and he is 66-55 (.545) in three-plus seasons at Virginia Tech.

Gordon Earns ACC Honor...

Virginia Tech guard **Jamon Gordon** was named the ACC Player of the Week, for the week ending Dec. 23 ... Gordon averaged 22.0 points, 8.0 rebounds, 5.0 assists and 4.0 steals leading the Hokies to a pair of victories ... In the 80-61 win over Seton Hall in Madison Square Garden, the Jacksonville, Fla., senior had 22 points, eight rebounds, three assists and seven steals ... Two nights later in a victory over visiting Campbell, Gordon had 22 points, eight rebounds, seven assists and a steal.

Dowdell, As Well, Plus One

Virginia Tech guard **Zabian Dowdell** was named the ACC Player of the Week, for the week ending Jan. 14 ... He repeated the honor the week of Jan. 28 ... Dowdell averaged 20.0 points, 3.5 rebounds and 3.0 assists, as Virginia Tech posted wins over UNC Greensboro and No. 1 North Carolina ... He had 17 points, four rebounds and three assists in a 74-51 win against UNCG and in the 94-88 win over the Tar Heels, he had a game-high 23 points to go along with three rebounds and three assists.

The State We're In

With the loss at #25 Virginia, the Hokies are now 3-1 against in-state competition this season ... Tech played just four games against three separate in-state opponents this season ... Tech is 407-299 (.576) all-time against schools from Virginia ... The Hokies have played 13 schools from the state ... The only state Division I schools that Tech has not played are Longwood, Norfolk State and Hampton ... Tech holds winning records against nine of the schools and even records against two others ... Tech is 12-9 against schools from Virginia under **Seth Greenberg**.

ACC Information

Hokies in ACC Stats

INDIVIDUALS

	All	ACC
Scoring		
Zabian Dowdell	5th	3rd
Rebounding		
Deron Washington	18th	12th
Coleman Collins	---	19th
Field Goal Percentage		
Zabian Dowdell	---	10th
Assists		
Jamon Gordon	7th	8th
Free Throw Percentage		
Zabian Dowdell	6th	10th
Steals		
Jamon Gordon	1st	1st
Zabian Dowdell	2nd	2nd
3-pt. FG Made		
A.D. Vassallo	6th	10th
Blocked Shots		
Coleman Collins	8th	7th
Cheick Diakite	10th	8th
Assist/Turnover Ratio		
Jamon Gordon	3rd	10th
Zabian Dowdell	7th	5th
Defensive Rebounds		
Deron Washington	---	10th
Minutes Played		
Zabian Dowdell	8th	6th

TEAM

	All	ACC
Scoring Offense	9th	6th
Scoring Defense	2nd	5th
Scoring Margin	5th	7th
Free Throw Percentages	10th	7th
Field Goal Percentages	7th	3rd
Field Goal % Defense	4th	4th
3-pt. FG Percentage	6th	6th
3-pt. FG% Defense	7th	6th
Rebounding Offense	10th	9th
Rebounding Defense	8th	7th
Rebounding Margin	11th	10th
Blocked Shots	4th	5th
Assists	7th	8th
Steals	3rd	4th
Turnover Margin	1st	2nd
Assist/TO Ratio	2nd	3rd
Offensive Rebounds	10th	11th
Defensive Rebounds	9th	4th
3-pt. FG Made	12th	12th

Stats are entering the
NCAA Tournament



2006-07 ACC Standings

(Entering the NCAA Tournament)

Team	Conf.	Overall
North Carolina	11- 5	28- 6
Virginia	11- 5	20-10
VIRGINIA TECH	10- 6	21-11
Boston College	10- 6	20-11
Maryland	10- 6	24- 8
Georgia Tech	8- 8	20-11
Duke	8- 8	22-10
Clemson	7- 9	21-10
Florida State	7- 9	20-12
North Carolina State	5-11	18-15
Wake Forest	5-11	14-16
Miami	4-12	12-20

ACC Player of the Week

Zabian Dowdell (2)

Week of Jan. 14
Week of Jan. 28


Jamon Gordon (1)

Week of Dec. 23



Virginia Tech, North Carolina, Duke and Boston College were the only teams in the ACC that won four conference road games this season.

Jamon Gordon was named the ACC Defensive Player of the Year.



Zabian Dowdell

VT vs. The Conferences

ACC	10-6
ACC Tournament	1-1
Atlantic-10 (GWU, Richmond)	1-1
Atlantic Sun (Campbell)	1-0
Big East (Seton Hall)	1-0
Big Sky (Montana)	1-0
Big Ten (Iowa)	1-0
Colonial (ODU)	1-0
Conference USA (Marshall)	0-1
Gulf South (West Florida)	1-0
MAC (Western Michigan)	0-1
MEAC (Coppin State)	1-0
Missouri Valley (Southern Illinois)	0-1
Southern (App. State, UNCG)	2-0
Total	20-10

VT Coaches in the NCAAs

Seth Greenberg becomes the fifth Virginia Tech head coach to lead the Hokies to the NCAA Tournament ... Charles Moir, a 2006 Virginia Tech Sports Hall of Fame inductee, led Tech to four NCAA berths .. Howie Shannon, Don DeVoe and Bill Foster led Tech to one appearance each ... DeVoe is a graduate of Ohio State, host of this year's site.

Attendance Figures

Virginia Tech announces total tickets distributed at each home game ... That number includes season tickets, individual game tickets and student tickets.

All-Time Scoring

Here is a list of the names **Zabian Dowdell** is approaching on the list of all-time leading scorers in Virginia Tech history.

Career Points

5. Allan Bristow.....	1804
6. Bob Ayersman	1782
7. Zabian Dowdell	1770
8. Ace Custis	1706
9. Wally Lancaster.....	1696

All-Time Scoring

Here is a list of the names **Jamon Gordon** is approaching on the list of all-time leading scorers in Virginia Tech history.

Career Points

21. Keith Colbert.....	1290
22. Wayne Robinson	1283
23. Sumner Tilson.....	1256
24. Jamon Gordon	1254
25. Loyd King.....	1248

All-Time Scoring

Here is a list of the names **Coleman Collins** is approaching on the list of all-time leading scorers in Virginia Tech history.

Career Points

25. <i>Jamon Gordon</i>	1232
26. Damon Watlington.....	1224
27. Jeff Schneider	1178
28. Rolan Roberts.....	1169
29. Dick Sayre.....	1165
30. Coleman Collins	1127
31. Brian Chase.....	1115

Compare & Contrast

VT	UI
72.7..... Points.....	64.5
64.6..... Points Allowed.....	57.1
47.2%	FG%
41.7%	FG% Defense
36.7%	3FG%
34.2%	3FG% Defense
66.4%	FT%.....
33.8.....	Rebounds
-0.1	Rebound Margin
13.6.....	Assists
11.0.....	Turnovers.....
8.5.....	Steals.....
4.8.....	Blocks.....



Virginia Tech Media Services

ON THE INTERNET

www.hokiesports.com

The official Web site of Virginia Tech athletics provides media and fans with schedules, results, rosters, bios, statistics, general releases and game notes on the Hokies.

The Gameday section has live stats, radio and television coverage information and other pertinent information. This section is for home games only.

hokiesports.com

A media-only Web site is designed to make the media's job easier. Here you will find high-resolution, color mug shots of every Hokie basketball player and coach available to download. Please contact the SID Office for access to this media-only site.

www.theacc.com

Updated standings, results, schedules, statistics and notes are on the site each week during the season.

The Hokies in Columbus

Virginia Tech will abide by all NCAA regulations as concerning media obligations ... Virginia Tech players and coaches will be available on Thursday at Nationwide Arena for their scheduled practice and media availability ... There will be no media access to Virginia Tech players and coaches at the team hotel, unless previously arranged through the Virginia Tech Sports Information Office ... Virginia Tech Men's Basketball SID Bill Dyer and SID Assistant Kellie Tilton will be traveling with the team to Columbus and will be staying at the Hyatt of Capital Square.

Hokies' Practice Schedule

Virginia Tech will practice in Nationwide Arena from 4:25 - 5:05 p.m. on Thursday, March 15 ... From 3:45 - 4:15 p.m., players will be available in the locker room ... Selected players will be at the podium from 3:45 - 4:00 p.m. and will be followed by head coach Seth Greenberg from 4:00 - 4:15 p.m. ... This will be the only team availability in Columbus prior to the first game.

On the Air

Television

CBS

Tim Brando & Mike Gminski

Radio

Virginia Tech/ISP Radio Network

Bill Roth & Mike Burnop

WHO TO CONTACT

Request for Interviews

Asst. Sports Information Director

Bill Dyer
 (540) 231-8852 - office
 (540) 552-8461 - home
 (540) 998-5906 - cell
 wdyer@vt.edu

Requests for Photos

Asst. Sports Information Director

Dave Knachel
 (540) 231-1838
 dknachel@vt.edu



Bill Dyer
Men's Basketball
SID

Our Name, Please

When referring to Virginia Tech, we ask that you please leave it at that - Virginia Tech ... Virginia Tech University is not now and never has been a name for the school ... The official name of the university is Virginia Polytechnic Institute and State University ... "VahTech", VPI, VPI&SU, VPI and SU and Va. Tech are also not recognized names and should not be used ... VT is acceptable as a shortened, agate form ... When referring to the school by its nickname, please use "Hokies" ... Your help in these matters is appreciated.

All-Time Blocked Shots

Here is a list of the names **Coleman Collins** is approaching on the list of all-time leading shot blockers in Virginia Tech history.

Career Blocks

5. Wayne Robinson	119
6. Les Henson	109
7. John Rivers	108
8. Dennis Mims.....	107
9. Coleman Collins	104
10. Bryant Matthews	98

Jamon Gordon recorded his 500th career assist in the win over Wake Forest in the ACC Tournament.

hokiesports.com

Moving Ahead

Jamon Gordon is nearing the top of a couple of all-time career lists at Virginia Tech ... In the win at #4 North Carolina, the senior guard moved past Al Young into second place in career assists at Virginia Tech and in the win over Wake Forest in the quarterfinals of the ACC Tournament, he recorded his 500th career assist ... He now has 506 career assists ... In the loss to George Washington, he moved past Bimbo Coles into second place in career steals at Tech ... He trails all-time leader Dell Curry by 16 steals ... He now has 282 career steals.

Vinson Returns to Action

Redshirt freshman forward **Terrance Vinson** was scheduled to miss the 2006-07 season following surgery on his right knee, but returned to practice for the Hokies in January ... In the win over Virginia, Vinson made his first appearance since Dec. 7, 2005, in the win over North Carolina A&T ... Vinson, who missed most of the 2005-06 season with a back injury, tore the ACL in his right knee during workouts this season ... He had dressed but not played in games this season ... He played three minutes in the loss at NC State.

In the Cassell

The Hokies have a 456-135 overall record in Cassell Coliseum, good for a .772 winning percentage ... Tech is 13-2 in the Cassell this season and 6-2 in ACC games this season in Cassell... Tech was 13-3 in the 2004-05 season and had a 10-7 mark last season ... Tech defeated Providence, 69-64, on Feb. 23, 2003, for the Hokies' 400th victory in the building ... Tech defeated Rhode Island, 86-63, on Nov. 20, 2002, in its 500th game in the arena ... Tech is now in its 44th season in Cassell ... The first basketball game was played in the Coliseum on Jan. 3, 1962, with the Hokies routing Alabama, 91-67 ... On Sept. 17, 1977, Tech dedicated the Coliseum in honor of the late Stuart K. Cassell ... Tech has had just one break-even home season and one losing season in Cassell Coliseum.

Zabian Dowdell recorded his 200th career steal in the win over Richmond.

VT by Months					
<i>(Under Seth Greenberg)</i>					
	03-04	04-05	05-06	06-07	Total
Nov.	2-1	3-0	5-2	4-2	14- 5
Dec.	5-3	3-5	4-2	5-2	17-12
Jan.	1-6	5-2	3-5	7-2	16-15
Feb.	4-3	3-4	2-4	4-2	13-13
March	3-1	2-3	0-3	1-3	6-10
Total	15-14	16-14	14-16	21-11	66-55

Starting Off Strong

In the win over ODU, Valdas Vasylius hit a three-pointer to tie the game at 3-3 with 19:09 remaining in the first half ... Tech then went on to score the next 17 points before the Monarchs scored again, with 13:30 to play before halftime ... The Hokies had another run in the second half, where they held ODU without a field goal for more than six minutes and Tech also went on a 9-0 run late in the second half ... In the next game, a win over Appalachian State, the Hokies trailed 4-2 with 17:15 remaining in the first half ... Tech then held ASU without a field goal until the 2:24 mark of the first half, when the Mountaineers cut the lead to 22-6 ... Tech allowed ASU just nine first half points ... Against Seton Hall, the Hokies held the Pirates without a field goal for nearly eight minutes during the second half.

The Good Hands People

When the quartet of Virginia Tech guards (**Zabian Dowdell, Jamon Gordon, Nigel Munson** and **Markus Sailes**) have the ball, its usually in pretty good hands ... As a group, the Tech guards have 321 assists and just 171 turnovers ... In the win over Iowa, the Hokies, as a team, committed only eight turnovers, including just two in the first half ... In the win over ODU, Tech's starting backcourt of Gordon and Dowdell had 11 assists and just two turnovers ... Tech committed just five turnovers in the win over Richmond and just seven in the win at #5 Duke ... Sailes has just 13 turnovers in 31 games this season and had just five in 15 ACC games this season.

Low Halfs

Virginia Tech held Appalachian State to just nine first half points on Dec. 10 ... That is the fewest points allowed by Tech in a half under **Seth Greenberg** ... The previous low was the 14 points scored by Coppin State in the season opener on Nov. 10.

Non-Conference Notes

With the win over UNC Greensboro in the Greensboro Coliseum, the Hokies finish 10-4 against non-conference opponents this season ... The Hokies were 10-4 in non-conference games last season and 8-6 in non-conference games in the 2004-05 season ... The Hokies are 36-19 in non-conference games under **Seth Greenberg**.

Career Double-Doubles

2004-05 Season

- Coleman Collins (3)**
 - vs. Duke (14 pts./18 rebs.)
 - vs. Maryland (14 pts./15 rebs.)
 - vs. Temple (11 pts./13 rebs.)

2005-06 Season

- Coleman Collins (7)**
 - vs. Morgan State (14 pts./14 rebs.)
 - at Ohio State (14 pts./14 rebs.)
 - vs. NC A&T (17 pts./14 rebs.)
 - vs. Stanford (16 pts./12 rebs.)
 - vs. William & Mary (21 pts./11 rebs.)
 - vs. Duke (13 pts./10 rebs.)
 - vs. NC State (15 pts./11 rebs.)

- Jamon Gordon (4)**
 - vs. Western Carolina (11 pts./10* rebs.)
 - vs. NC A&T (11 pts./11* rebs.)
 - at Wake Forest (21 pts./14* rebs.)
 - at Clemson (21 pts./16* rebs.)

- Deron Washington (1)**
 - vs. Mount St. Mary's (24* pts./10* rebs.)

- A.D. Vassallo (1)**
 - at Wake Forest (29* pts./10* rebs.)

2006-07 Season

- Deron Washington (3)**
 - at Miami (23 pts./10 rebs.)
 - vs. Virginia (22 pts./10 rebs.)
 - at North Carolina (12 pts./14 rebs.*)

- Coleman Collins (2)**
 - vs. Coppin State (11 pts./10 rebs.)
 - vs. Maryland (11 pts./14 rebs.)

- A.D. Vassallo (1)**
 - at Georgia Tech (19 pts./10 rebs.)

- Jamon Gordon (1)**
 - vs. Wake Forest (ACC) (12 pts./11 rebs.)

* - career highs at the time

2006-07 Starters

Washington, Collins, Gordon, Dowdell, Witcher	7-5
Washington, Diakite, Gordon, Dowdell, Witcher	5-1
Washington, Collins, Gordon, Dowdell, Vassallo	4-3
Washington, Collins, Gordon, Dowdell, Krabbendam	3-1
Washington, Vassallo, Krabbendam, Munson, Witcher	1-0
Vassallo, Collins, Gordon, Dowdell, Witcher	1-0
Tucker, Collins, Gordon, Dowdell, Sailes	0-1

The Days of the Week

<i>(Under Seth Greenberg)</i>		
	Overall	Conference
Monday	4-1	0-0
Tuesday	8-5	2-5
Wednesday	16-9	9-6
Thursday	5-7	2-5
Friday	6-3	0-1
Saturday	21-21	14-14
Sunday	6-9	3-7
Totals	66-55	30-38

Tough Stretches

The Hokies completed an interesting four-game stretch earlier this season ... The game against GW was Tech's fourth straight game against a 2005-06 conference regular season or conference tournament champion ... Montana won the Big Sky last season, Southern Illinois was the Missouri Valley champ, Iowa is the defending Big Ten champion and George Washington won the 2005-06 Atlantic-10 regular season title ... Tech finished 2-2 over the stretch ... The Hokies also completed another difficult stretch ... Tech played, and won, three games in six days in December, including the conference opener at home against Wake Forest.

Pitching In for the ACC

When Tech defeated Iowa on Nov. 29, the game was the ACC's sixth victory over its Big Ten opposition in the ACC/Big Ten Challenge, therefore clinching the league's eighth straight challenge victory and giving the league an 8-0 mark in the eight years of the challenge ... Tech and Duke won the two games of the Aeropostale Classic at Madison Square Garden on Dec. 21.

The Swoosh is Back

Beginning this season, there's a different logo on the Tech uniforms ... Virginia Tech has signed a comprehensive deal with Nike to furnish shoes and apparel for all Virginia Tech teams, beginning next season ... The Hokie basketball team decided to go ahead with the switch to the swoosh this season.

Bursting at the Seams

In the 2005-06 season, the Hokies broke the 2004-05 season's all-time attendance mark of 150,490 ... Tech distributed 165,973 tickets in 2005-06 ... The previous year's mark surpassed the all-time season attendance mark in the 1987-88 season of 122,757 ... Tech averaged 9,763 at home last season ... The Hokies distributed all 9,847 tickets for each of the first five home games this season and distributed 9,472 for the Wake Forest game and all 9,847 were distributed for every game since the Wake Forest game.

Special Recognition

On Nov. 10, former Hokie head coach Charles Moir was one of five individuals being inducted into the Virginia Tech Sports Hall of Fame ... Moir is the winningest coach in Hokie basketball history, with 213 victories ... Moir joined Antonio Freeman, Ray Crittenden, Marcus Kramer and Christi Osborne Vest in the Class of 2006.

In his last 11 games, **Zabian Dowdell** has hit 75-of-92 from the free throw line, good for 81.5 percent.

Three Straight vs. the Old North State

The win over Campbell marked the third straight home game the Hokies played against a school from the state of North Carolina ... Tech defeated Appalachian State, 69-37, on Dec. 10 and Wake Forest, 63-60, on Dec. 17 ... With the loss to North Carolina State, Tech is now 8-3 against schools from North Carolina this season and the first UNC win marked the end of a three-game stretch against teams from North Carolina.

To a Certain Degree

One of the more interesting stories of the 2006-07 season is that Hokie senior **Coleman Collins** really isn't a senior ... You see, Collins graduated in May with a degree in communications after just three years at Virginia Tech ... Collins is pursuing a graduate degree in health promotions while finishing his eligibility with the Hokies ... Collins was one of five Hokies to walk at May 2006 graduation.

Great Margins

The 51-point margin of victory by the Hokies in the 94-43 win over Coppin State is the second-highest by the Hokies under **Seth Greenberg** ... Only a 102-50 victory against Maryland-Eastern Shore on Nov. 23, 2004, surpasses this margin ... Twice in the last four seasons, the Hokies have had a 50-plus point margin of victory ... Prior to that, it had not happened since 1983.

Seniority

This season's class of five seniors bucks quite a trend of late for the Hokies ... In each of **Seth Greenberg's** first three seasons at Tech, the Hokies had but one scholarship senior on the active roster for the majority of each season ... This season's five scholarship seniors (**Chris Tucker** earned a scholarship during the summer) marks the first time since the 1996-97 season that the Hokies have had five seniors on the roster ... This is the fourth time since the 1984-85 season that Tech has had five seniors on the roster.

Half is Plenty

In each of the Hokies first two games, Virginia Tech scored more first half points than the opponent scored in the entire game ... In the season-opening win over Coppin State, the Hokies led 44-14 at the half before winning 94-43 and in the win over West Florida, Tech led 53-26 at the half before winning 95-47 ... In the win over Appalachian State, the Hokies scored more points in the second half (43) than ASU did in the entire game (37).

Allow Me to Explain

In the win over Coppin State on Nov. 10, a player for CSU inadvertently scored a basket for the Hokies ... Under NCAA rules, the basket goes as two "team" points (not awarded to the nearest Hokie, as was announced during the game) ... So credit **A.D. Vassallo** with the 15 points that he scored ... In the official stats that are posted on Hokiesports.com, the stats read correctly ... Hokie players accrued the 92 point total in the totals of the individual stats and the team total of 94 points listed in the score by periods is correct ... So, throughout the season, the total points of Hokie individuals will be two fewer than the team points ... Sorry for any confusion.

Close Games

With the loss to Clemson, the Hokies are 19-20 under **Seth Greenberg** in games that were decided in overtime or by five-or-fewer points, including a 5-5 record in such games this season ... Three conference wins have come in overtime against nationally-ranked teams ... Tech was 2-10 in such games last season, with 10 games being decided in the final seconds of action of those games ... Tech was 5-3 in such games during the 2004-05 season after finishing 7-2 the previous year.

In the final five minutes of games this season, **Zabian Dowdell** is 50-of-60 from the free throw line, good for 83.3 percent.

Picking Up the Pace


Last season, **Cheick Diakite** scored 36 points and grabbed 41 rebounds ... So far this season, Diakite has scored 97 points and grabbed 95 rebounds ... Last season, he did not have an assist; he already has three assists this season ... Last season, he saw just 196 minutes of action ... He has played 405 minutes this year.

Reaching New Heights

Zabian Dowdell is 152-of-187 from the free throw line this season, good for 81.3 percent, a new career high for him ... This season, Dowdell has raised his career free throw shooting percentage from 70.0 percent to 74.8 percent.

Last Time That...

Tech scored 100 points and won: 102-50 vs. Maryland-Eastern Shore, 11-23-04
 Tech scored 100 points and lost: 106-113 OT vs. Virginia (at Richmond), 1-25-89
 Tech played in overtime: 81-80 at North Carolina, 2-13-07
 Tech played in consecutive overtime games: 75-74 at Clemson, 2-8-06 & 77-81 at Virginia, 2-11-06
 Tech played 2 OT: 84-75 vs. High Point, 12-30-00
 Tech played 3 OT: 86-90 at WVU, 2-2-83
 Tech scored 100+ points: 102-50 vs. Maryland-Eastern Shore, 11-23-04
 Tech scored 90-99 points: 92-85 at Miami, 1-23-07
 Tech scored 80-89 points: 81-80 (OT) at North Carolina, 2-13-07
 Tech scored 70-79 points: 77-52 vs. Wake Forest (ACC Tournament), 3-9-07
 Tech scored 60-69 points: 64-72 vs. NC State (ACC Tournament), 3-10-07
 Tech scored 50-59 points: 56-69 at Virginia, 3-1-07
 Tech scored 40-49 points: 49-54 vs. Virginia, 1-15-06
 Tech scored 30-39 points: 33-43 at East Carolina, 1966-67 season
 Tech scored 20-29 points: 27-40 at McGuire Gen., 1945-46 season
 Tech scored 10-19 points: 16-45 at Virginia, 1938-1939 season
 Tech scored less than 10 points: 7-31 at W&L, 1922-1923 season
 Tech allowed 100+ points: 100-65 at Duke, 1-30-05
 Tech allowed 90-99 points: 60-96 vs. Connecticut, 1-28-04
 Tech allowed 80-89 points: 56-81 at NC State, 2-18-07
 Tech allowed 70-79 points: 64-72 vs. NC State (ACC Tournament), 3-10-07
 Tech allowed 60-69 points: 56-69 at Virginia, 3-1-07
 Tech allowed 50-59 points: 71-52 vs. Wake Forest (ACC Tournament), 3-9-07
 Tech allowed 40-49 points: 95-47 vs. West Florida, 11-14-06
 Tech allowed 30-39 points: 69-37 vs. Appalachian State, 12-10-06
 Tech allowed 20-29 points: 31-25 vs. Richmond, 1945-1946 season
 Tech allowed 10-19 points: 60-19 vs. Lynchburg College, 1945-1946 season
 Tech allowed less than 10 points: 28-9 vs. Hampden-Sydney, 1922-1923 season
 Largest margin of victory: 83 points vs. Randolph Macon Academy 87-4, 1910-11 season
 Last time two Tech players recorded double-doubles in a single game: A.D. Vassallo (29 points/10 rebounds) and Jamon Gordon (21 points/14 rebounds) at Wake Forest, 1-28-06
 Last time a Tech player had five or more steals: Jamon Gordon (7) vs. Wake Forest (ACC Tournament), 3-9-07
 Last time a Tech player had 10 or more assists in a game: Jamon Gordon (11) vs. North Carolina A&T, 12-7-05
 Last time two Tech players had double figures in rebounds: Jamon Gordon (14 rebounds) and A.D. Vassallo (10 rebounds) at Wake Forest, 1-28-06
 Last time two Tech players had five or more assists: Zabian Dowdell (8) & Jamon Gordon (7) at Georgia Tech, 1-28-07
 Last time two Tech players scored 20 or more points: A.D. Vassallo (22) & Deron Washington (22) vs. Virginia, 2-10-07
 Last time a Tech player scored 30-39 points in a game: 33, Zabian Dowdell at North Carolina, 2-13-07
 Last time a Tech player scored 40-49 points in a game: 42, Bimbo Coles vs. Rutgers, 12-27-90
 Last time a Tech player scored 50+ points in a game: 51, Bimbo Coles vs. Southern Miss., 2-6-88
 Last time that Tech defeated a ranked opponent on the road: 81-80 (OT) at No. 4 North Carolina, 2-13-07
 Last time that Tech defeated a ranked opponent at home: 67-64 (OT) vs. No. 21 Maryland, 1-21-07
 Last time a Tech player had consecutive double-doubles: Washington, vs. Virginia and at North Carolina, 2006-07 season.



A.D. Vassallo



Hokie fans celebrate the win over #1 North Carolina in Cassell Coliseum.

Virginia Tech in Tournaments

1922-23

Southern Conf. Tourn.
W - Vanderbilt, 26-23
L - Chattanooga, 23-28

1926-27

Southern Conf. Tourn.
L - Auburn, 33-38

1932-33

Southern Conf. Tourn.
L - North Carolina, 25-32

1941-42

Southern Conf. Tourn.
L - North Carolina State, 43-54

1943-44

Southern Conf. Tourn.
W - Davidson, 38-34
L - North Carolina, 24-39

1945-46

Southern Conf. Tourn.
W - George Washington, 39-33
L - Duke, 38-44

1947-48

Southern Conf. Tourn.
L - North Carolina, 40-61

1949-50

Southern Conf. Tourn.
L - North Carolina State, 42-67

1950-51

Southern Conf. Tourn.
L - Duke, 61-64

1953-54

Richmond Invitational - 4th
L - Richmond, 54-63
L - Virginia, 81-97

1954-55

Richmond Invitational - 4th
W - Rutgers, 88-77
L - Richmond, 57-84
L - William & Mary, 67-82

1955-56

Richmond Invitational - 7th
L - Seton Hall, 60-64
L - Virginia, 85-103
W - Rhode Island State, 80-59
Southern Conf. Tourn.
L - Furman, 70-84

1956-57

Sugar Bowl - 4th
L - Kentucky, 55-56
L - Alabama, 47-62
Southern Conf. Tourn.
W - William & Mary, 64-56
L - Washington & Lee, 54-68

1957-58

Southern Conf. Tourn.
L - William & Mary, 61-79

1958-59

Gulf South Classic -2nd
W - Spring Hill, 93-52
W - Centenary, 67-64
L - Louisiana Tech, 66-71 OT
Southern Conf. Tourn.
L - George Washington, 67-85

1959-60

Watauga Tourn. - Winner
W - Tennessee Tech, 78-74
W - East Tennessee State, 74-56

Sugar Bowl - 3rd

L - Tulane, 57-62
W - Mississippi State, 82-61

Southern Conf. Tourn.

W - George Washington, 88-52
L - West Virginia, 72-82

1960-61

Birmingham Classic - 3rd
L - Auburn, 73-76
W - Baylor, 81-54

Southern Conf. Tourn.

L - George Washington, 83-84

1961-62

Birmingham Classic - 2nd
W - Alabama, 70-65
L - Auburn, 63-77

Gator Bowl - Winner

W - Vanderbilt, 79-78

W - Florida, 78-69

Southern Conf. Tourn. - 2nd

W - Citadel, 101-83
W - VMI, 70-66
L - West Virginia, 72-88

1962-63

Gator Bowl - 4th
L - Georgia Tech, 72-73 OT
L - Rice, 67-69

Southern Conf. Tourn.

W - William & Mary, 74-72
L - Davidson, 67-75

1963-64

Virginia Tech Tourn. - 2nd
W - LSU, 72-64
L - Tennessee, 60-81
Southern Conf. Tourn.
L - George Washington, 62-64

1964-65

Steel Bowl - 4th
L - Pittsburgh, 69-74
L - Duquesne, 84-99

Virginia Tech Tourn. - 3rd

L - Alabama, 53-72
W - Mississippi State, 104-75

Southern Conf. Tourn.

W - Richmond, 103-63
L - William & Mary, 59-70

1965-66

Virginia Tech Tourn. - Winner
W - Massachusetts, 91-88
W - Clemson, 72-62
All-College Tourn. - 2nd
W - Texas A&M, 101-74
W - Wichita, 91-90
L - Oklahoma City, 90-99

NIT

L - Temple, 73-88

1966-67

Virginia Tech Tourn. - Winner
W - Eastern Kentucky, 99-77
W - Richmond, 76-61
Gator Bowl - 2nd
W - Penn State, 67-65
L - Florida, 73-92

NCAA

W - Toledo, 82-76
W - Indiana, 79-70
L - Dayton, 66-71 OT

1967-68

Virginia Tech Tourn. - 3rd
L - Yale, 77-90
W - NYU, 75-59

All-College Tourn. - 4th

W - Idaho State, 103-76
L - Brigham Young, 64-97
L - Auburn, 61-76

1968-69

Big Five Tourn. - Winner
W - William & Mary, 83-72
W - Virginia, 85-74

East Carolina Classic - 3rd

W - Delaware, 79-58
L - Baylor, 63-66
W - East Carolina, 88-87

1969-70

Big Five Tourn.
L - William & Mary, 79-84

Gator Bowl - 4th

L - Florida, 45-48
L - Army, 55-57

1970-71

Big Five Tourn. - 2nd
W - William & Mary, 88-78
L - Virginia, 59-68

Presidential Classic - 3rd

L - East Tennessee State, 74-83
W - Richmond, 77-57

1971-72

Charlotte Invitational - 2nd
W - Rutgers, 77-73
L - Davidson, 73-83

Presidential Classic - 2nd

W - American U, 67-66 OT
L - Texas A&M, 62-66 OT

1972-73

Old Dominion Classic - Winner
W - Old Dominion, 81-80
W - Stanford, 77-71

NIT - Winner

W - New Mexico, 65-63
W - Fairfield, 77-76
W - Alabama, 74-73
W - Notre Dame, 92-91 OT

1973-74

All College Tourn. - 7th
L - Houston, 66-85
L - Weber State, 74-79
W - Southwestern (Texas), 102-66

1974-75

Vanderbilt Inv. - 3rd.
L - Vanderbilt, 72-75
W - Austin Peay, 73-66

Michigan Inv. - 3rd

L - Michigan, 63-84
W - Washington, 88-77

1975-76

Indiana Tourn. - 2nd
W - Oregon, 87-60
L - Indiana, 74-101

NCAA

L - Western Michigan, 67-77 OT

1976-77

Dayton Tourn. - 2nd
W - Dayton, 76-75
L - Alabama, 78-108

Richmond T-D Inv. - Winner

W - Richmond, 59-58
W - Virginia, 65-60

NIT

W - Georgetown, 83-79
L - Alabama, 72-79

1977-78

Richmond T-D Inv. - 2nd
W - VCU, 71-63
L - Virginia, 68-76

1978-79

Times-World

Holiday Classic - Winner

W - St. Louis, 90-71
W - Delaware, 81-69

Metro Conf. Tourn. - Winner

W - Cincinnati, 80-74
W - Louisville, 72-68
W - Florida St., 68-60

NCAA

W - Jacksonville, 70-53
L - Indiana St., 69-86

1979-80

Times-World

Holiday Classic - Winner

W - Miami (O.), 93-84
W - Georgia Tech, 67-62

Sugar Bowl Classic - 2nd

W - Tulane, 71-58
L - Mississippi, 66-70

Metro Conf. Tourn.

L - Cincinnati, 51-65

NCAA

W - W. Kentucky, 89-85 (OT)
L - Indiana, 59-68

1980-81

Virginia Tech Classic - 2nd

W - Pittsburgh, 72-70
L - Texas A&M, 52-55

Richmond T-D Inv. - 3rd

L - VCU, 51-57
W - Richmond, 83-79

Metro Conf. Tourn.

W - Memphis State, 72-66
L - Louisville, 68-81

1981-82

Gator Bowl Classic - Winner

W - Boston College, 75-70
W - Jacksonville, 102-83

Metro Conf. Tourn.

W - Cincinnati, 106-92
L - Memphis State, 70-71

NIT

W - Fordham, 69-58
W - Mississippi, 61-59
L - Georgia, 73-90

1982-83

Rainbow Classic - 5th

L - Oklahoma, 86-88 (OT)
W - Texas Tech, 53-59

W - Providence, 70-57

Metro Conf. Tourn.

W - Southern Mississippi, 79-68
L - Tulane, 73-79

NIT

W - William & Mary, 85-79
L - South Carolina, 68-75

Virginia Tech in Tournaments

1983-84

Richmond T-D Inv.- 3rd
L - Richmond, 56-61
W - Old Dominion, 86-62
Metro Conf. Tourn. - 2nd
W - Tulane, 49-47
W - Louisville, 69-61
L - Memphis St., 65-78
NIT - 3rd
W - Georgia Tech, 77-74
W - South Alabama, 68-66
W - Tennessee, 72-68
L - Michigan, 75-78
W - SW Louisiana, 71-70

1984-85

Volunteer Classic - 2nd
W - Iowa State, 80-53
L - Tennessee, 75-86
Richmond T-D Inv. - 2nd
W - James Madison, 47-37
L - VCU, 65-69
Metro Conf. Tourn.
L - Florida St. 93-97
NCAA
L - Temple, 57-60

1985-86

Hawaiian Airlines Classic - 3rd
L - Michigan, 66-67
W - Chaminade, 70-66
Miller Classic - 3rd
L - Miami (O.), 82-83 OT
W - American U., 95-67
Metro Conf. Tourn.
L - Florida St., 76-77
NCAA
L - Villanova, 62-71

1986-87

Gator Bowl - 4th
L - Florida, 60-82
*F - Jacksonville, 79-77
Richmond T-D Inv. - 2nd
W - Richmond, 79-69 (OT)
L - James Madison, 70-84
Metro Conf. Tourn.
L - Southern Mississippi, 66-83

1987-88

Big Apple NIT
L - Middle Tenn. St., 85-88
Metro Conf. Tourn.
L - South Carolina, 81-93

1988-89

Richmond T-D Inv. - 1st
W - Richmond, 79-68
W - VCU, 97-91

1989-90

Rainbow Classic - 6th
L - Rutgers, 89-100
W - San Francisco, 78-77
L - Creighton, 84-89
Metro Conf. Tourn.
L - Southern Mississippi, 67-81

1990-91

Richmond T-D Inv. - 2nd
W - Richmond, 82-79
L - James Madison, 58-73
Metro Tournament
W - Cincinnati, 75-69
L - Florida State, 71-91

1991-92

Central Fidelity Tourn. - 4th
L - Richmond, 51-84
L - California, 59-68
Red Lobster Tourn. - 2nd
W - Florida, 79-57
L - Michigan, 51-63
Metro Tournament
L - UNC Charlotte, 52-70

1992-93

Metro Tournament
W - Tulane, 64-55
L - Va. Commonwealth, 71-85

1993-94

Metro Tournament
W - Va. Commonwealth, 65-64
L - Louisville, 67-76

1994-95

San Juan Shootout - 2nd
W - Montana State, 69-62
W - Nebraska, 87-81
L - Illinois, 75-85
Metro Tournament
L - Southern Miss, 66-82
NIT - Winner
W - Clemson, 62-54
W - Providence, 91-78
W - New Mexico State, 64-61
W - Canisius, 71-59
W - Marquette, 65-64 OT

1995-96

A-10 Tournament
L - Rhode Island, 71-77
NCAA
W - Wisconsin-Green Bay, 61-48
L - Kentucky, 60-84

1996-97

Big Island Invitational - 4th
W - Hawaii-Hilo, 101-73
L - Colorado, 56-63
L - Illinois, 68-92
A-10 Tournament
W - Fordham, 56-53
L - Rhode Island, 63-67

1997-98

Harris Teeter/Pepsi Challenge
L - South Carolina, 73-74
L - North Carolina, 57-78
A-10 Tournament
L - Massachusetts, 58-64

1998-99

A-10 Tournament
W - Fordham, 74-63
L - Temple, 51-64

1999-00

San Juan Shootout - 3rd
W - Illinois State, 79-71
L - Auburn, 63-73
W - Louisiana-Lafayette, 59-56
A-10 Tournament
W - Fordham, 51-48
L - Temple, 52-71

2000-01

Carrier Classic - 2nd
W - Fairfield, 65-61
L - Syracuse, 68-88

2001-02

Hispanic Students Classic
L - Murray State, 63-66
L - Wis.-Milwaukee, 78-80, OT

2002-03

Paradise Jam
F# - St. Bonaventure
W - Michigan, 65-53
W - Toledo, 58-45

2003-04

BIG EAST Tournament
W - Rutgers, 61-58
L - Pittsburgh, 74-61

2004-05

ACC Tournament
L - Georgia Tech, 54-73
NIT
W - Temple, 60-50
L - Memphis, 62-83

2005-06

ACC Tournament
L - Virginia, 50-56

2006-07

Old Spice Classic
L - Western Michigan, 68-71
W - Montana, 77-56
L - Southern Illinois, 64-69
ACC Tournament
W - Wake Forest, 71-53
L - NC State, 64-72



Cheick Diakite

*Tech had to forfeit this win because of an ineligible player.

#St. Bonaventure had to forfeit this win because of an ineligible player.



Markus Sailes

Head Coach Seth Greenberg

Now in his fourth season as the head coach of the Hokies, Seth Greenberg has established himself as not only a builder of programs, but as a coach that has an eye on the ultimate goal. Through hard work and teamwork, his Virginia Tech teams have demonstrated all the attributes that allow for success, both on and off the court.

As the Hokies enter the 2007 NCAA Tournament, Greenberg has led the team to a 21-11 overall record and a 10-6 ACC mark.

During the current season, the Hokies have defeated four nationally-ranked teams and have a 3-0 record against teams ranked in the top five nationally. Greenberg has the Hokies poised for even more loftier achievements.

Although fortunes are on the upswing, one thing has not changed since Greenberg arrived in Blacksburg. Virginia Tech succeeds due to hard work, preparedness and an attention to details.

Greenberg enters the NCAA Tournament with a career record of 279-225 and a 66-55 record in his four seasons at Virginia Tech.

During his first season, he guided Virginia Tech to new heights in its quest to re-establish its place among collegiate basketball's elite and then in his second season, the team even surpassed the accomplishments of the first year. But he showed his best leadership abilities during a trying 2005-06 season.

Greenberg led a team that suffered numerous off-court tragedies and, with his constant guidance, enabled the team to leave off-court problems out of the game and focus on each contest. The Hokies finished the season 14-16 and remained a competitive force in the best conference in the nation, the ACC. Coleman Collins and Zabian Dowdell were named honorable mention All-ACC and Jamon Gordon remained as an ACC All-Defensive team selection and one of the top defensive players in basketball. More importantly, the team grew as people and those people were there to help one another during the trying times.

As promising as the 2003-04 season was, no one could have expected the successes that the Hokies enjoyed during the 2004-05 season. Tech finished the year 16-14 overall and 8-8 in league play. The Hokies finished the regular season in fourth place in the league and earned a first-round bye in the ACC tournament. The Hokies also earned their first post-season bid since 1996, advancing to the second round of the NIT.

Greenberg earned his first major honor at Virginia Tech in 2005, being named the ACC Coach of the Year by the Atlantic Coast Sports Media Association. He was the fourth Hokie honored by the group for the team's play during the Hokies' inaugural ACC season. Zabian Dowdell was named honorable mention All-ACC, Deron Washington was named to the ACC All-Freshman team and Jamon Gordon was named to the ACC All-Defensive team. Greenberg was named the Coach of the Year in the

Commonwealth of Virginia by the Richmond Times-Dispatch.

A new era in Virginia Tech men's basketball began on April 3, 2003, as the Hokies introduced Greenberg as their 27th head coach. A proven program builder, an admired and innovative tactician and an experienced recruiter, Greenberg guides a Tech program that has made tremendous strides in his first three seasons in Blacksburg.

"Since coming to Virginia Tech, Coach Greenberg has been a tireless worker on behalf of the men's basketball program," Virginia Tech Director of Athletics Jim Weaver said. "His ability to communicate with his players has seen them play very hard for forty minutes and produce results which have excited the 'Hokie Nation'. I am proud that Seth is our head coach and believe our program is in very capable hands and headed in the right direction."

Optimism was high as Greenberg began his tenure at Tech, but his first season in Blacksburg turned out, possibly, even better than anyone could have hoped for. The Hokies played well throughout the season, despite being limited by injuries. And, most importantly, the team improved consistently throughout the year.

The aggressive, up-tempo style that Greenberg installed in his first season with the Hokies has seen immediate dividends and has brought a renewed sense of excitement to Cassell Coliseum, as well as to the "Hokie Nation". The Hokies led the BIG EAST Conference in steals, turnover margin and assist/turnover ratio in 2003-04 and led the ACC in turnover margin in 2004-05.

When the team needed to step up, it did. The Hokies finished the 2003-04 season strong and with a 15-14 overall record and a best-ever 7-9 BIG EAST mark. The Hokies entered the BIG EAST Tournament as the eighth seed and defeated Rutgers, 61-58, in the first round before falling in the quarterfinals to nationally-ranked Pittsburgh. Tech finished the regular season winning its last three games and last five home games. Picked to finish last in the league in the coaches preseason poll, the Hokies finished the regular season in eighth place.

The 2005-06 season saw the team deal with numerous personal issues, but, not surprisingly, managed to remain a cohesive unit and helped each other through the rough spots, while continuing to make the improvements on the court that have led to the Hokies' reputation as a competitive force in the ACC. Credit Greenberg for never allowing the team to quit or felt sorry for themselves under the weight of adversity.

A proven recruiter, Greenberg has captured the excitement of the pending ACC move and continues to sign top recruiting classes.

Perhaps the biggest influences seen in the program have been the work ethic and attention to detail that Greenberg and his staff have instilled. And when speaking of hard work, the principle

begins at the top, Greenberg himself. Long hours of watching film, instructing players and program development, along with tireless work in promoting the program and university and being involved in the community

have made Greenberg a popular face on the Blacksburg campus and in the "Hokie Nation."

Greenberg came to Virginia Tech from the University of South Florida, where he served as head coach for the previous seven seasons. At USF, Greenberg had a record of 108-100. Prior to USF, Greenberg was the head coach at Long Beach State University, where his overall record was 105-70. In his 15 years as a head coach, Greenberg has an overall record of 244-198. An important side note is that, following his initial seasons at LBSU, USF and Virginia Tech, Greenberg compiled a 210-148 record at the three schools.

During his time at Long Beach and USF, Greenberg's teams posted impressive records against major conference opponents. Included during his Long Beach State tenure were wins over four nationally ranked teams, including a 64-49 victory against then-No. 1 Kansas at Allen Fieldhouse in 1992-93. At South Florida, his teams were 2-0 against Ohio State, had two wins over Texas, and won at Pittsburgh during the Panthers' run to the Sweet 16 in the 2001-02 season. The Bulls defeated eventual Final Four team Wisconsin in the 1999-2000 season.

At South Florida, Greenberg led the Bulls to two NIT appearances and victories in Conference USA play against nationally-ranked opponents. The Bulls defeated BIG EAST member Providence and NCAA Tournament participants Memphis and East Tennessee State, plus NIT participants St. Louis and DePaul in his final season at USF. The Bulls led C-USA in field goal percentage defense, allowing opponents just 39.9 percent from the floor. USF was among the conference leaders in three-point defense, blocked shots and steals. The Bulls also had the C-USA individual leader in assists.

In just three seasons at Virginia Tech, Greenberg has led the Hokies to a 70-69 win at #12 Georgia Tech and a 67-65 victory against #7 Duke in Cassell Coliseum.

A 1978 graduate of Fairleigh Dickinson, Greenberg was a four-year letterwinner under head coach Al Lobalbo. His father, the late Ralph Greenberg, played at Long Island University under coaching legend Clair Bee, one of college basketball's all-time winningest coaches.



Head Coach Seth Greenberg



Greenberg began his coaching career as an assistant at Columbia in 1978. He moved to Pittsburgh two years later where he made two trips to the NCAA Tournament in three years with the Panthers. He then spent the 1983-84 season at Virginia, helping the Cavs reach the Final Four before moving on to Miami as an assistant under future Virginia Tech head coach Bill Foster. There, he helped revive a program that had been dormant for a number of years.

Greenberg first went to Long Beach as associate head coach under Joe Harrington and, three years later, replaced Harrington when he accepted the head coaching position at Colorado. In his six seasons at LBSU, Greenberg led the 49ers to two NCAA Tournament appearances and one NIT appearance. He led LBSU to two Big West Conference championships and one Big West regular season title. While at LBSU, the 49ers defeated four nationally ranked teams. Greenberg also tutored future NBA players — Bryon Russell, Lucious Harris and Jaquain Hawkins.

When confronted by the destruction of Hurricane Katrina, Greenberg knew he had to get involved. Greenberg served as the chairman of the organizing committee of AllCoachesCare.com, a major on-line sports auction that raised money for Habitat for Humanity and its efforts in helping to rebuild the Gulf Coast area. Working tirelessly, Greenberg helped the group acquire goods and services for the auction and also spent countless hours speaking on television, radio and to media members getting the word out about the auction.

Well-respected in the collegiate coaching community, Greenberg was named as an original member of the 2007 NCAA Regional Advisory Committee in the summer of 2006.

In the summer of 2004, Greenberg received

a lofty honor, when he was inducted into the Five Star Basketball Camp's Hall of Fame. The honor, shared by some of the greatest coaches like Rick Pitino and Hubie Brown, was bestowed for the many years that Greenberg has been a part of the nation's top summer basketball camp, as an instructor and guest speaker.

Known as one of the more insightful and knowledgeable coaches in the college game, Greenberg served as an analyst for College Sports Television's coverage of the NCAA Tournament each of the last three seasons and has worked with Fox Sports Radio on their NCAA coverage. He is often a guest on national, regional and local sports talk shows, including ESPN Radio and the Jim Rome Show.

Greenberg and his wife, Karen, are the parents of three daughters, Paige, 18, Ella, 15, and Jacqueline, 11. He is active in a number of organizations and causes, including the Great American Teach-In, the American Heart Association, Coaches vs. Cancer and the Boys and Girls Club.

The Greenberg File

COACHING EXPERIENCE

Head Coach, Virginia Tech, 2003-present
65-54 record (.506)

Head Coach, University of South Florida, 1996-2003
108-100 record (.519)

Head Coach, Long Beach State University, 1990-96
105-70 record (.600)

Associate Head Coach, Long Beach State University, 1987-90

Assistant Coach, University of Miami, 1985-87

Assistant Coach, University of Virginia, 1983-84

Assistant Coach, University of Pittsburgh, 1980-83

Assistant Coach, Columbia University, 1978-80

POSTSEASON APPEARANCES

NIT – 1992, 2000, 2002, 2005 (Head Coach) 1988, 1990 (Assistant Coach)

NCAA Tournament – 1993, 1995 (Head Coach) 1981, 1982, 1984 Final Four (Assistant Coach)

PERSONAL

Born April 18, 1956, Plainview, N.Y.

High School John F. Kennedy '74

College Fairleigh Dickinson University '78

Family Wife Karen - Daughters Paige (18), Ella (15) and Jacqueline (11)

EDUCATION

B.A., Broadcast Journalism,
Fairleigh Dickinson University, 1978

YEAR-BY-YEAR COACHING RESULTS

Year	School	Record	Accomplishments
2006-07	Virginia Tech	21-11	NCAA appearance
2005-06	Virginia Tech	14-16	250th coaching victory
2004-05	Virginia Tech	16-14	8-8 in ACC, 12-3 at home, NIT first round victory, ACC Coach of the Year
2003-04	Virginia Tech	15-14	11-4 at home, most BIG EAST victories
2002-03	South Florida	15-14	13-2 home record
2001-02	South Florida	19-13	NIT; most wins since '91-92, 3rd-most in USF history
2000-01	South Florida	18-13	defeated No. 25 Texas
1999-00	South Florida	17-14	-NIT; C-USA Co-Champs National Division
1998-99	South Florida	14-14	win at Texas; first ever win at Marquette
1997-98	South Florida	17-13	defeated No. 23 FSU
1996-97	South Florida	8-19	Top 25 recruiting class
1995-96	Long Beach	17-11	Big West Champs
1994-95	Long Beach	20-10	NCAA Tournament; Big West Tournament Champs
1993-94	Long Beach	17-10	Big West Runner-up
1992-93	Long Beach	22-10	NCAA Tournament; Big West Tourn. Champs; Two NBA picks
1991-92	Long Beach	18-12	NIT
1990-91	Long Beach	11-17	Top 20 recruiting class
17 seasons 279-225			7 postseason berths
			.554 winning percentage


24 BASKETBALL



Markus

R-Senior • Guard • Richmond, Va. • Varina H.S. • 6-5 • 210

**S
A
I
L
E
S**




Career Highs

Points	14 at West Virginia, 1-14-04
Minutes	42 vs. Old Dominion, 12-4-03
FGM.....	7 at West Virginia, 1-14-04
FGA.....	9 vs. Miami, 1-17-04
3FGM.....	3 at Notre Dame, 2-22-03
3FGA.....	4 vs. Rutgers, 3-10-04
FTM.....	5 vs. Western Carolina, 11-13-05
FTA.....	6 vs. Georgetown, 2-11-04
.....	6 vs. Western Carolina, 11-13-05
.....	6 vs. NC State, 3-10-07
Rebounds	8 vs. Miami, 1-17-04
.....	8 vs. Virginia, 3-6-06
Assists.....	7 vs. VMI, 12-10-03
Blocks	1, six times, most recently
.....	at Georgia Tech, 1-28-06
Steals.....	5 vs. St. John's, 2-21-04

2006-07: Played 12 minutes against Coppin State ... Scored four points and dished out two assists ... Made one steal ... Played 14 minutes against West Florida ... Grabbed five boards and dished out four assists ... Played three minutes against Western Michigan ... Played 16 minutes against Montana ... Grabbed three boards and dished out two assists ... Went 1-of-1 from the field ... Nabbed two steals ... Played 11 minutes against Southern Illinois ... Handed out two assists ... Against Iowa, he played 13 minutes ... Grabbed one rebound ... Logged five minutes against George Washington ... Logged 11 minutes in the win over Old Dominion ... Put in one basket, dished out one assist and grabbed one board ... Put in eight points during 20 minutes of play against Appalachian State ... Went 4-of-5 from the field, while handing out two assists ... Grabbed two rebounds and two steals ... Played 22 minutes against Wake Forest ... Contributed four points from 1-of-2 from the field and 2-of-4 at the line ... Dished

out four assists, while nabbing two rebounds and two steals ... Logged 26 minutes against Seton Hall, contributing four points ... Grabbed two rebounds and two assists ... Played 16 minutes against Campbell ... Dished out two assists ... Logged 19 minutes against Marshall ... Grabbed four boards ... Played 23 minutes against Richmond ... Went 2-of-3 at the line ... Grabbed five boards and dished out two assists, while making two steals ... Played 23 minutes against Duke ... Handed out two assists and made one steal ... Played 20 minutes against UNC Greensboro ... Put in five points ... Went 3-of-4 from the line ... Grabbed two rebounds, handed out one assist and made one steal ... Played 11 minutes against No. 1 North Carolina ... Logged 10 minutes against Florida State ... Went 2-of-4 from the foul line for two points ... Grabbed two rebounds and had two assists ... Played 11 minutes against Maryland ... Grabbed one rebound and dished out one assist ... Played 20 minutes against Miami ... Scored four points, including one from the floor and two from the line ... Played seven minutes against Georgia Tech, making one block ... Played 19 minutes against NC State ... Went 2-of-3 from the field and 1-of-2 at the line for five points ... Played 18 minutes against Virginia ... Scored six points from 3-of-5 shooting ... Played 12 minutes in the game against North Carolina ... Played 15 minutes against NC State, putting in four points ... Played 25 minutes against Boston College, putting in two points and handing out three assists ... Played 10 minutes against Miami ... Grabbed one board, handed out one assist and made one steal ... Played 25 minutes against Virginia, hitting 3-of-5 for six points ... Started and played 27 minutes against Clemson ... Went perfect at the line, shooting four ... Grabbed four boards and dished out one assist ... Played 22 minutes in the ACC tournament opener vs. Wake Forest ... Put in four points and made one steal ... Played 17 minutes against NC State ... Tied his career high with six attempted free throws ... Put up one point



Sailes' 2006-2007 Game-by-Game

Opponent	Date	GS	Min	TOTAL			3-PTS			FT	FTA	Pct	REBOUNDS			PF	FO	A	TO	Blk	Stl	Pts
				FG	FGA	Pct	3FG	FGA	Pct				Off	Def	Tot							
COPPIN STATE	11/10	0	12	2	2	1.000	0	0	.000	0	1	.000	0	0	0	1	0	2	0	0	1	4
WEST FLORIDA	11/14	0	14	0	0	.000	0	0	.000	0	2	.000	0	5	5	1	0	4	1	0	0	0
WESTERN MICHIGAN	11/23	0	3	0	0	.000	0	0	.000	0	0	.000	0	0	0	0	0	0	0	0	0	0
MONTANA	11/24	0	16	1	1	1.000	0	0	.000	0	0	.000	1	2	3	1	0	2	1	0	2	2
SOUTHERN ILLINOIS	11/26	0	11	0	0	.000	0	0	.000	0	0	.000	0	0	0	1	0	2	2	0	0	0
IOWA	11/29	0	13	0	0	.000	0	0	.000	0	0	.000	0	1	1	1	0	0	0	0	0	0
GEORGE WASHINGTON	12/3	0	5	0	0	.000	0	0	.000	0	0	.000	0	0	0	0	0	0	0	0	0	0
OLD DOMINION	12/6	0	11	1	3	.333	0	0	.000	0	0	.000	1	0	1	1	0	1	0	0	0	2
APPALACHIAN STATE	12/11	0	20	4	5	.800	0	0	.000	0	0	.000	1	1	2	1	0	2	0	0	2	8
WAKE FOREST	12/17	0	22	1	2	.500	0	1	.000	2	4	.500	1	1	2	1	0	4	0	1	2	4
SETON HALL	12/21	0	26	2	4	.500	0	0	.000	0	0	.000	0	2	2	2	0	2	2	0	1	4
CAMPBELL	12/23	0	16	0	1	.000	0	0	.000	0	0	.000	0	0	0	2	0	2	0	0	0	0
MARSHALL	12/30	0	19	0	3	.000	0	0	.000	0	0	.000	2	2	4	1	0	0	0	0	0	0
RICHMOND	1/3	0	23	0	2	.000	0	0	.000	2	3	.667	2	3	5	0	0	2	0	0	2	2
DUKE	1/6	0	23	0	2	.000	0	0	.000	0	0	.000	0	0	0	0	0	2	0	0	1	0
UNC GREENSBORO	1/10	0	20	1	2	.500	0	0	.000	3	4	.750	0	2	2	0	0	1	2	0	1	5
NORTH CAROLINA	1/13	0	11	0	0	.000	0	0	.000	0	4	.000	0	0	0	1	0	0	0	0	0	0
FLORIDA STATE	1/17	0	10	0	2	.000	0	0	.000	2	4	.500	2	0	2	1	0	2	0	0	0	2
MARYLAND	1/21	0	11	0	1	.000	0	0	.000	0	0	.000	0	1	1	0	0	1	1	0	0	0
MIAMI	1/23	0	20	1	2	.500	0	0	.000	2	3	.667	0	1	1	1	0	0	0	0	0	4
GEORGIA TECH	1/28	0	7	0	0	.000	0	0	.000	0	0	.000	0	0	0	1	0	0	0	1	0	0
NC STATE	1/31	0	19	2	3	.667	0	1	.000	1	2	.500	0	0	0	0	0	0	0	0	0	5
BOSTON COLLEGE	DID NOT PLAY																					
VIRGINIA	2/10	0	18	3	5	.600	0	1	.000	0	0	.000	1	1	2	3	0	0	2	0	0	6
NORTH CAROLINA	2/13	0	12	0	0	.000	0	0	.000	0	2	.000	0	0	0	0	0	0	0	0	0	0
NC STATE	2/18	0	15	2	3	.667	0	0	.000	0	0	.000	1	0	1	0	0	0	0	0	0	4
BOSTON COLLEGE	2/21	0	25	1	1	1.000	0	0	.000	0	0	.000	0	0	0	1	0	3	2	0	0	2
MIAMI	2/24	0	10	0	2	.000	0	1	.000	0	0	.000	0	1	1	0	0	1	0	0	1	0
VIRGINIA	3/1	0	25	3	5	.600	0	0	.000	0	0	.000	2	0	2	2	0	1	0	0	0	6
CLEMSON	3/4	1	27	0	0	.000	0	0	.000	4	4	1.000	1	3	4	1	0	1	0	0	0	4
WAKE FOREST	3/9	1	22	2	5	.400	0	0	.000	0	1	.000	1	1	2	0	0	0	0	0	1	4
NC STATE	3/10	1	17	0	2	.000	0	0	.000	1	6	.167	0	1	1	2	0	0	0	0	1	1



Coleman

Senior • Center/Forward • Stone Mountain, Ga. • Chamblee H.S. • 6-9 • 240

**C
O
L
L
I
N
S**



2006-07: Started and played 19 minutes against Coppin State ... Was 4-of-7 in shooting, while sinking 3-of-6 from the line for 11 points ... Had 10 boards to complete the double-double and dished out one assist ... Started and played 21 minutes versus West Florida ... Shot 3-of-4 from the field, while making 2-of-4 foul shots for eight points ... Recorded three rebounds, while blocking three shots ... Earned the start and played 31 minutes against Western Michigan ... Was perfect at the line, shooting 1-of-1 ... Started and played 25 minutes against Montana ... Was 5-of-10 in shooting, while making all three foul shots for 13 points ... Dished out two assists, while grabbing six boards ... Started and played 15 minutes against Southern Illinois ... Played 18 minutes against Iowa ... Went 4-of-8 from the field and 2-of-4 from the line for 10 points ... Against George Washington, played 24 minutes ... Made 3-of-4 from the field, while sinking 2-of-3 free throws for eight points ... Played 14 minutes against Appalachian State ... Contributed six points from 2-of-4 shooting and 2-of-2 from the line ... Nabbed four rebounds and made two blocks ... Logged 16 minutes against Wake Forest ... Played 19 minutes against Seton Hall ... Notched five points from 2-of-3 shooting and 1-of-3 from the line ... Grabbed six boards and dished out one assist ... Made three blocked shots and one steal ... Earned the start and played 19 minutes against Campbell ... Put in seven points from 2-of-4 shooting and 3-of-4 from the line ... Tied a career high in assists with three ... Started and played 22 minutes against Marshall ... Chipped in nine points ... Grabbed 14 boards ... Made two blocks and took three steals ... Played 22 minutes against Richmond ... Contributed 11 points from 3-of-4 shooting and making 5-of-7 from the line ... Started and played 39 minutes against Duke ... Contributed 11 points and made five rebounds ... Started and played 22 minutes against UNC Greensboro ... Made his 1,000-career point during the game ... Put in 10 total points from 5-of-9 shooting ... Grabbed four boards, made one block and two steals ... Started and played 33 minutes against North Carolina ... Put in 12 points from 4-of-6 shooting and a perfect four at the line ... Grabbed five rebounds ... Started and played 29 minutes against Florida State ... Shot 6-of-7 from the floor and added on 3-of-4 from the foul line for 15 points ... Grabbed six rebounds and dished out three assists, to tie his career high ... Started and played 37 minutes against Maryland ... Earned his second double-double of the season, with 11 points and 14 rebounds ... Went 5-of-9 from the field ... Made three blocks ... Started and played 27 minutes against Miami ... Put in a perfect four at the charity stripe ... Logged 34 minutes in the start against Georgia Tech ... Put in 13 points from 5-of-6 shooting, along with 3-of-4 at the line ... Grabbed seven boards and handed out two assists ... Played 19 minutes against

Career Highs

Points	32 at James Madison, 1-2-06
Minutes	40 at Duke, 12-4-05
FGM.....	13 at James Madison, 1-2-06
FGA.....	18 vs. Duke, 2-17-05
.....	18 at James Madison, 1-2-06
3FGM.....	3 at Pittsburgh, 1-26-04
3FGA.....	4 at Pittsburgh, 1-26-04
FTM.....	10 vs. NC State, 1-19-05
FTA.....	12 vs. Providence, 2-4-04
Rebounds	18 vs. Duke, 2-17-05
Assists.....	3, four times, most recently
.....	at Florida State, 1-17-07
Blocks	6, vs. Virginia, 2-10-07
Steals.....	4, at Clemson, 2-8-06



NC State ... Grabbed three boards and gave out one assist ... Started and played 24 minutes against Boston College ... Put in six points from 2-of-3 shooting and two from the line ... Started and played 28 minutes against Virginia ... Scored six points and had a career-high six blocks ... Played 31 minutes in the start against North Carolina ... Put in seven points and grabbed six boards ... Played 11 minutes against NC State ... Shot 3-of-5 and put up seven points ... Put in 27 minutes in the start against Boston College ... Put in nine points from 4-of-7 shooting ... Started and played 25 minutes against Miami ... Shot 5-of-8 from both the field and the line for 15 points ... Grabbed six boards and made one block ... Played 33 minutes at Virginia, notching eight points ... Made three blocks ... Started and played against Clemson, putting in seven points and grabbing five rebounds ... Started and played 17 minutes in the ACC tournament opener against Wake Forest ... Put up two points and grabbed five boards ... Started and played 25 minutes against NC State ... Put in four points from 2-of-3 shooting ... Grabbed six boards



Collins' 2006-2007 Game-by-Game

Opponent	Date	GS	Min	TOTAL			3-PTS			FT			REBOUNDS			PF	FO	A	TO	Blk	Stl	Pts
				FG	FGA	Pct	3FG	FGA	Pct	FT	FTA	Pct	Off	Def	Tot							
COPPIN STATE	11/10	1	19	4	7	.571	0	0	.000	3	6	.500	4	6	10	1	0	1	1	0	0	11
WEST FLORIDA	11/14	2	21	3	4	.750	0	0	.000	2	4	.500	0	3	3	0	0	2	2	3	0	8
WESTERN MICHIGAN	11/23	3	31	2	5	.400	0	0	.000	1	1	1.000	0	5	5	3	0	1	2	0	0	5
MONTANA	11/24	4	25	5	10	.500	0	0	.000	3	3	1.000	1	5	6	0	0	2	1	0	0	13
SOUTHERN ILLINOIS	11/26	5	15	0	1	.000	0	0	.000	0	0	.000	0	1	1	1	0	0	1	0	0	0
IOWA	11/29	5	18	4	8	.500	0	0	.000	2	4	.500	1	0	1	0	0	1	1	0	1	10
GEORGE WASHINGTON	12/3	5	24	3	4	.750	0	0	.000	2	3	.667	0	3	3	1	0	1	0	0	0	8
OLD DOMINION	DID NOT PLAY																					
APPALACHIAN STATE	12/11	5	14	2	4	.500	0	0	.000	2	2	1.000	0	4	4	2	0	0	3	2	0	6
WAKE FOREST	12/17	5	16	0	1	.000	0	0	.000	0	0	.000	1	1	2	5	1	0	2	1	0	0
SETON HALL	12/21	5	19	2	3	.667	0	0	.000	1	3	.333	2	4	6	2	1	1	3	3	1	5
CAMPBELL	12/23	6	19	2	4	.500	0	0	.000	3	4	.750	1	1	2	0	1	3	0	0	2	7
MARSHALL	12/30	7	22	4	9	.444	0	0	.000	1	4	.250	5	9	14	2	1	0	2	2	3	9
RICHMOND	1/3	7	22	3	4	.750	0	0	.000	5	7	.714	3	0	3	0	1	0	1	1	1	11
DUKE	1/6	8	39	5	14	.357	0	0	.000	1	2	.500	3	2	5	3	1	1	1	1	1	11
UNC GREENSBORO	1/10	9	22	5	9	.555	0	0	.000	0	2	.000	1	3	4	3	1	0	0	1	2	10
NORTH CAROLINA	1/13	10	33	4	6	.667	0	0	.000	4	4	1.000	2	3	5	2	1	0	1	2	2	12
FLORIDA STATE	1/17	11	29	6	7	.857	0	0	.000	3	4	.750	2	4	6	4	1	3	2	0	0	15
MARYLAND	1/21	12	37	5	9	.556	0	0	.000	1	2	.500	5	9	14	1	1	0	3	3	1	11
MIAMI	1/23	13	27	0	2	.000	0	0	.000	4	4	1.000	0	3	3	5	2	2	2	1	0	4
GEORGIA TECH	1/28	14	34	5	6	.833	0	0	.000	3	4	.750	0	7	7	3	2	2	2	1	1	13
NC STATE	1/31	15	19	0	5	.000	0	0	.000	0	2	.000	2	1	3	1	2	1	1	0	0	0
BOSTON COLLEGE	2/3	16	24	2	3	.667	0	0	.000	2	2	1.000	0	3	3	0	2	0	0	1	1	6
VIRGINIA	2/10	17	28	2	6	.333	0	0	.000	2	2	1.000	1	3	4	1	2	3	0	6	0	6
NORTH CAROLINA	2/13	18	31	3	12	.250	0	0	.000	1	1	1.000	1	5	6	5	3	0	1	0	0	7
NC STATE	2/18	19	11	3	5	.600	0	0	.000	1	2	.500	0	2	2	2	3	0	2	0	0	7
BOSTON COLLEGE	2/21	20	27	4	7	.571	0	0	.000	1	2	.500	2	1	3	2	3	0	1	0	0	9
MIAMI	2/24	21	25	5	8	.625	0	0	.000	5	8	.625	3	3	6	3	3	0	2	1	0	15
VIRGINIA	3/1	22	33	2	7	.286	0	0	.000	4	6	.667	4	2	6	2	3	0	0	3	0	8
CLEMSON	3/4	23	29	2	6	.333	0	0	.000	3	4	.750	3	2	5	1	3	2	1	0	0	7
WAKE FOREST	3/9	24	17	1	2	.500	0	0	.000	0	0	.000	2	3	5	4	3	0	0	1	0	2
NC STATE	3/10	25	25	2	3	.667	0	0	.000	0	2	.000	3	3	6	3	3	0	2	0	0	4



Zabian

**D
O
W
D
E
L
L**



Senior • Guard • Pahokee, Fla. • Pahokee H.S. • 6-3 • 200

2006-07: Started and played 23 minutes against Coppin State ... Scored a game-high 16 points off of 6-of-15 shooting ... Against West Florida, started and played 28 minutes ... Notched 17 points ... Started and played 37 minutes against Western Michigan ... Went 6-of-12 from the field and 3-of-4 from the line for 16 points ... Started and played 27 minutes against Montana ... Went 7-of-11 from the field, hitting three beyond the arc and one at the line for a game-high 18 points ... Started and played 30 minutes against Southern Illinois ... Shot 6-of-10 from the field ... Started and played 36 minutes against Iowa ... Played 32 minutes when he started against George Washington ... Was perfect at the line, sinking four ... Handed out a game-high six assists ... Started and played 36 minutes against Old Dominion ... Was perfect from the foul line with a career-high seven made ... Recorded the game-high of 19 points in his start against Appalachian State, playing 28 minutes ... Was 5-of-8 in shooting ... Went perfect from the line, making 6-of-6 ... Started and played 35 minutes against Wake Forest ... Went a career-high 10-of-13 at the foul line ... Totaled 14 points ... Earned the start and played 32 minutes against Seton Hall ... Was 5-of-11 from the field and 2-of-3 from beyond the arc for 12 points ... Started and played 29 minutes against Campbell ... Recorded 21 points ... Went 9-of-13 from the field, including 3-of-5 beyond the arc ... Started and played 37 minutes against Marshall ... Had a game-high 17 points ... Played 31 minutes against Richmond ... Put in a game-high 22 points from 6-of-12 shooting, including two from beyond the arc, and a perfect 8-of-8 from the line ... Started and played 41 minutes against Duke ... Went 8-of-16 from the floor, including 2-of-3 beyond the arc ... Put in two from the foul line

Career Highs

Points	33, at North Carolina 2-13-07
Minutes	44 vs. Old Dominion, 12-4-03
.....	44 at Clemson, 2-8-06
.....	44 at Virginia, 2-11-06
FGM.....	10 vs. Duke, 1-26-06
.....	10, vs. Boston College, 2-21-07
FGA.....	19, five times, most recently
.....	vs. NC State, 3-10-07
3FGM.....	7 vs. North Carolina A&T, 12-7-05
3FGA.....	12 vs. North Carolina A&T, 12-7-05
FTM.....	17, at North Carolina, 2-13-07
FTA.....	19, at North Carolina, 2-13-07
Rebounds	8 vs. West Virginia, 2-28-04
.....	8, vs. Boston College, 2-21-07
.....	8, vs. Miami, 2-24-07
Assists.....	8 vs. Morgan State, 12-1-03
.....	8 at Georgia Tech, 1-28-07
Blocks	2 vs. Bethune-Cookman, 1-12-05
Steals.....	5, four times, most recently
.....	at Duke, 1-6-07



for a team-high 20 points, moving to No. 14 on the career points list with 1,442 ... Tied his career-high in steals with five ... Now sits at No. 4 on the career steals list with 205 ... Started and played 33 minutes against UNC Greensboro ... Had a team-high 17 points from 6-of-10 shooting, including 4-of-5 beyond the arc ... Started and played 33 minutes against No. 1 North Carolina ... Made a career-high 11-of-15 free throws and went 5-of-9 from the field for a game high 23 points ... Earned his 1,500-career point against Florida State ... Put in 23 points ... Played 40 - minutes in the start against Maryland ... Went 8-of-13 from the field and 3-of-5 from the line for a game-high 19 points ... Played 38 minutes against Miami ... Had a game- and career-high 30 points from 7-of-10 shooting, including a three-pointer, and a career high 15-of-18 at the line ... Started and played 35 minutes against Georgia Tech ... Put in a game-high 23 points from 7-of-13 shooting and a perfect eight at the foul line ... Handed out eight assists, tying his career high ... Played 38 minutes against NC State ... Put in 16 points, including 7-of-9 from the line ... Started and played 38 minutes against Boston College ... Put in 17 points from 5-of-15 shooting and three from the line ... Played 15 minutes against against Virginia ... Started and played 41 minutes against UNC ... Put in a career high 33 points, including a career-high 17-of-19 from the line .. Started and played 27 minutes against NC State ... Put in nine points from 4-of-5 shooting ... Started and played 36 minutes against Boston College ... Matched his career high in field goals made (10) and rebounds (8) ... Logged a game-high 23 points ... Started and played 38 minutes against Miami ... Put in 20 points, including 6-of-7 from the line ... Matched his career-high in rebounds with eight, dished out four assists and made three steals ... Played 37 minutes against Virginia ... Matched the game high with 17 points ... Tied his career high in attempted field goals with 19 ... Put up a game-high 25 points in the start against Clemson ... Played 39 minutes, shooting 8-of-14 from the field and 8-of-11 from the line ... Started and played 31 minutes in the ACC tournament opener against Wake Forest ... Had a 13-point game, while handing out six assists and making three steals ... Started and played 37 minutes against Wake Forest ... Put in 15 points and matched his career-high in field goal attempts with 19 tries



Dowdell's 2006-2007 Game-by-Game

Opponent	Date	GS	Min	TOTAL			3-PTS			REBOUNDS			FO	A	TO	Blk	Stl	Pts				
				FG	FGA	Pct	3FG	FGA	Pct	FT	FTA	Pct							Off	Def	Tot	PF
COPPIN STATE	11/10	1	23	6	15	.400	2	6	.333	2	2	1.000	0	5	5	2	0	7	0	1	3	16
WEST FLORIDA	11/14	2	28	7	18	.388	2	6	.333	1	2	.500	1	1	2	2	0	2	1	0	3	17
WESTERN MICHIGAN	11/23	3	37	6	12	.500	1	4	.250	3	4	.750	2	3	5	2	0	3	4	1	3	16
MONTANA	11/24	4	27	7	11	.636	3	4	.750	1	1	1.000	0	1	1	0	0	4	1	0	1	18
SOUTHERN ILLINOIS	11/26	5	30	6	10	.600	2	4	.500	2	2	1.000	0	2	2	3	0	0	4	0	1	16
IOWA	11/29	6	36	6	14	.428	2	3	.667	4	6	.667	2	2	4	1	0	4	2	0	2	18
GEORGE WASHINGTON	12/3	7	32	1	9	.111	0	5	.000	4	4	1.000	0	1	1	0	0	6	3	0	3	6
OLD DOMINION	12/6	8	36	5	13	.384	0	2	.000	7	7	1.000	1	3	4	1	0	6	2	1	2	17
APPALACHIAN STATE	12/11	9	28	5	8	.625	3	5	.600	6	6	1.000	0	4	4	1	0	2	0	0	0	19
WAKE FOREST	12/17	10	35	2	13	.154	0	2	.000	10	13	.769	2	3	5	2	0	4	1	0	3	14
SETON HALL	12/21	11	32	5	11	.455	2	3	.667	0	0	.000	0	3	3	1	0	4	2	0	3	12
CAMPBELL	12/23	12	29	9	13	.692	3	5	.600	0	0	.000	1	1	2	0	0	3	0	0	2	21
MARSHALL	12/30	13	37	7	18	.389	1	7	.143	2	2	1.000	0	0	0	0	0	3	1	1	2	17
RICHMOND	1/3	13	31	6	12	.500	2	3	.667	8	8	1.000	0	5	5	0	0	2	2	0	2	22
DUKE	1/6	14	41	8	16	.500	2	3	.667	2	2	1.000	1	2	3	0	0	2	0	0	5	20
UNC GREENSBORO	1/10	15	33	6	10	.600	4	5	.800	1	2	.500	1	3	4	1	0	3	3	0	1	17
NORTH CAROLINA	1/13	16	33	5	9	.556	2	3	.667	11	15	.733	0	3	3	0	0	3	4	0	4	23
FLORIDA STATE	1/17	17	37	6	14	.429	1	5	.200	10	14	.714	0	4	4	1	0	5	0	0	4	23
MARYLAND	1/21	18	40	8	13	.615	0	1	.000	3	5	.600	2	3	5	2	0	2	3	0	2	19
MIAMI	1/23	19	38	7	10	.700	1	3	.333	15	18	.833	0	3	3	2	0	5	0	0	4	30
GEORGIA TECH	1/28	20	35	7	13	.538	1	3	.333	8	8	1.000	1	2	3	2	0	8	1	0	2	23
NC STATE	1/31	21	38	4	11	.363	1	2	.500	7	9	.777	3	4	7	4	0	2	2	0	0	16
BOSTON COLLEGE	2/3	22	38	7	15	.467	0	1	.000	3	4	.750	3	3	6	2	0	2	1	1	1	17
VIRGINIA	2/10	23	15	1	4	.250	1	2	.500	2	2	1.000	1	0	1	4	0	0	1	0	0	5
NORTH CAROLINA	2/13	24	41	7	15	.467	2	4	.500	17	19	.895	0	3	3	1	0	2	3	1	2	33
NC STATE	2/18	25	27	4	5	.800	0	1	.000	1	3	.333	0	0	0	0	0	1	3	0	1	9
BOSTON COLLEGE	2/21	26	36	10	16	.625	1	3	.333	2	2	1.000	1	7	8	1	0	5	0	1	3	23
MIAMI	2/24	27	38	6	14	.429	2	3	.667	6	7	.857	2	6	8	3	0	4	3	0	3	20
VIRGINIA	3/1	28	37	7	19	.368	1	6	.167	2	3	.667	1	2	3	2	0	1	2	0	0	17
CLEMSON	3/4	29	39	8	14	.571	1	3	.333	8	11	.727	0	5	5	2	0	2	7	0	2	25
WAKE FOREST	3/9	30	31	6	14	.429	0	2	.000	1	2	.500	0	3	3	3	0	6	1	0	3	13
NC STATE	3/10	31	37	6	19	.316	0	2	.000	3	4	.750	2	2	4	5	1	1	4	0	2	15


22 BASKETBALL



Jamon

Senior • Guard • Jacksonville, Fla. • Andrew Jackson H.S. • 6-3 • 215

**G
O
R
D
O
N**



2006-07: Started in the season opener against Coppin State, playing 23 minutes ... Went 4-of-7 from the field ... Totaled 10 points for the game ... Dished out six assists, while snatching three rebounds ... Earned the start and played 30 minutes against West Florida ... Barely missed the double-double, totaling 11 points and distributing nine assists ... Against Western Michigan, he started and played 32 minutes ... Made 9-of-11 from the field, including one trey, for a game-high 19 points ... Started and played 22 minutes against Montana ... Shot 5-of-7 from the field, while hitting one from the line for 11 points ... Earned the start and played 36 minutes against Southern Illinois ... Started and played 34 minutes against Iowa ... Had nine points on four field goals, including a 3-pointer ... Started and played 38 minutes against George Washington ... Played 35 minutes in the start against Old Dominion ... Started and played 16 minutes against Appalachian State ... Started and played 28 minutes against Wake Forest ... Shot 6-of-11 from the field, including one beyond the arc for 13 points ... Earned his 1,000 career point in the start against Seton Hall ... Played 31 minutes, while netting a game-high 22 points ... Went 8 of 15 from the field, including 1-of-2 from beyond the arc ... Was a perfect 5-of-5 from the line ... Grabbed eight rebounds and dished out three assists ... Made seven steals ... Started and played 32 minutes against Campbell ... Put in 22 points from 9-of-18 shooting, including three baskets from beyond the arc and one from the foul line ... Handed out seven assists and grabbed

Career Highs

Points	23 at Virginia, 2-11-06
Minutes	44 at Virginia, 2-11-06
FGM	10 at Virginia, 2-11-06
FGA	21 vs. Old Dominion, 12-4-03
3FGM	4 vs. New Hampshire, 11-22-03
3FGA	4 vs. William & Mary, 11-28-04
3FGA	7 vs. New Hampshire, 11-22-03
.....	7 at Syracuse, 1-31-04
FTM	8 vs. Maryland, 1-21-07
FTA	10, vs. Miami, 2-24-07
Rebounds	16 at Clemson, 2-8-06
Assists	11 vs. North Carolina A&T, 12-7-05
Blocks	4 vs. Bethune-Cookman, 1-12-05
Steals	8 vs. William & Mary, 12-23-03



eight rebounds ... Started and played 35 minutes against Marshall ... Was perfect at the line with 4-of-4 ... Chipped in four from the field for 12 points ... Nabbed seven boards ... Played 29 minutes against Richmond, chipping in six points ... Started and logged 40 minutes against No. 5 Duke ... Shot 7-of-11 from the floor, including a three ... Made two from the line for 17 points ... Started and played 21 minutes against UNC Greensboro ... Put in 10 points from 4-of-7 shooting, including one trey and one from the foul line ... Played 32 minutes and started against North Carolina ... Put in 17 points, including 5-of-7 from the line ... Grabbed six rebounds and dished out six assists, while taking five steals ... Started and played 34 minutes against Florida State ... Recorded eight points off of 4-of-7 shooting ... Dished out seven assists ... Started and played 37 minutes against Maryland ... Put in a career-high 8-of-9 attempts from the foul line, along with four from the field for 16 points ... Nabbed six steals ... Played 35 minutes in the start against Miami ... Put in seven points, shooting .500 across the board ... Grabbed seven boards and had five assists ... Started and played 30 minutes against Georgia Tech ... Put in four points and handed out seven assists ... Played 32 minutes against NC State ... Put up 12 points, including a perfect four at the line ... Had three steals, three boards, three assists and one block ... Started and played 34 minutes against Boston College ... Put in eight points, grabbed 10 boards and dished out five assists .. Also had three steals ... Played 38 minutes against Virginia ... Scored 15 points off of 4-of-8 shooting and a perfect six at the line ... Handed out six assists and collected five steals ... Played 36 minutes in the start against UNC ... Shot 5-of-11 for ten points ... Played 36 minutes against NC State ... Shot 6-of-9 for 13 points ... Handed out seven assists ... Started and played 17 points against Boston College ... Started and played 37 minutes against Miami ... Put in 13 points ... Shot 7-of-10, a career-high, from the foul line ... Handed out five assists ... Played 21 minutes against Virginia, putting in six points ... Started and played 33 minutes against Clemson ... Shot 7-of-12 from the field for 14 points ... Handed out eight assists and made four steals ... Started and played 34 minutes in the ACC tournament opener against Wake Forest ... Put in 10 points and grabbed seven boards ... Dished out five assists and made seven steals ... Started and played 36 minutes against NC State ... Notched 12 points and grabbed 11 boards for the double-double ... Dished out four assists



Gordon's 2006-2007 Game-by-Game

Opponent	Date	GS	Min	TOTAL		Pct	3-PTS			FT	FTA	Pct	REBOUNDS			PF	FO	A	TO	Blk	Stl	Pts
				FG	FGA		3FG	FGA	Pct				Off	Def	Tot							
COPPIN STATE	11/10	1	23	4	7	.571	1	3	.333	1	2	.500	1	2	3	3	0	6	1	1	3	10
WEST FLORIDA	11/14	2	30	5	8	.625	0	2	.000	1	2	.500	0	2	2	1	0	9	1	2	2	11
WESTERN MCHIGAN	11/23	3	32	9	11	.818	1	1	1.000	0	0	.000	2	3	5	3	0	1	4	2	2	19
MONTANA	11/24	4	22	5	7	.714	0	0	.000	1	2	.500	0	2	2	2	0	3	1	0	4	11
SOUTHERN ILLINOIS	11/26	5	36	4	10	.400	0	2	.000	0	0	.000	2	3	5	4	0	4	4	0	5	8
IOWA	11/29	6	34	4	13	.307	1	3	.333	0	3	.000	2	2	4	3	0	5	2	0	2	9
GEORGE WASHINGTON	12/3	7	38	5	12	.416	1	3	.333	1	2	.500	0	2	2	3	0	3	4	0	4	12
OLD DOMINION	12/6	8	35	4	9	.444	1	2	.500	0	2	.000	0	3	3	2	0	5	0	1	3	9
APPALACHIAN STATE	12/11	9	16	1	7	.142	0	2	.000	0	0	.000	2	3	5	4	0	3	3	2	2	2
WAKE FOREST	12/17	10	28	6	11	.545	1	2	.500	0	1	.000	0	0	0	3	0	1	4	0	0	13
SETON HALL	12/21	11	31	8	15	.533	1	2	.500	5	5	1.000	4	4	8	2	0	3	3	1	7	22
CAMPBELL	12/23	12	32	9	18	.500	3	4	.750	1	3	.333	5	3	8	3	0	7	3	0	1	22
MARSHALL	12/30	13	35	4	13	.308	0	2	.000	4	4	1.000	2	5	7	4	0	5	3	0	1	12
RICHMOND	1/3	13	29	2	6	.333	0	1	.000	2	4	.500	1	2	3	3	0	5	1	0	2	6
DUKE	1/6	14	40	7	11	.636	1	2	.500	2	2	1.000	0	6	6	1	0	2	3	0	2	17
UNC GREENSBORO	1/10	15	21	4	7	.571	1	2	.500	1	1	1.000	0	3	3	4	0	5	2	0	0	10
NORTH CAROLINA	1/13	16	32	6	16	.375	0	2	.000	5	7	.714	1	5	6	4	0	6	3	0	5	17
FLORIDA STATE	1/17	17	34	4	7	.571	0	0	.000	0	0	.000	0	3	3	5	1	7	4	0	0	8
MARYLAND	1/21	18	37	4	17	.235	0	3	.000	8	9	.889	1	6	7	4	1	2	4	0	6	16
MIAMI	1/23	19	35	2	4	.500	1	2	.500	2	4	.500	0	7	7	4	1	5	3	1	0	7
GEORGIA TECH	1/28	20	30	1	4	.250	0	3	.000	2	4	.500	0	5	5	4	1	7	3	1	1	4
NC STATE	1/31	21	32	4	14	.285	0	0	.000	4	4	1.000	2	1	3	3	1	3	1	1	3	12
BOSTON COLLEGE	2/3	22	34	4	12	.333	0	1	.000	0	0	.000	1	9	10	1	1	5	1	1	3	8
VIRGINIA	2/10	23	38	4	8	.500	1	3	.333	6	6	1.000	0	3	3	1	1	6	4	2	5	15
NORTH CAROLINA	2/13	24	36	5	11	.456	0	2	.000	0	0	.000	0	3	3	5	2	4	1	0	1	10
NC STATE	2/18	25	36	6	9	.667	0	0	.000	1	1	1.000	1	4	5	3	2	7	2	0	2	13
BOSTON COLLEGE	2/21	26	17	2	6	.333	0	0	.000	0	0	.000	0	0	0	5	3	4	1	0	2	4
MIAMI	2/24	27	37	3	5	.600	0	1	.000	7	10	.700	0	4	4	2	3	5	2	0	3	13
VIRGINIA	3/1	28	21	2	6	.333	0	1	.000	2	5	.400	1	3	4	4	3	1	1	0	1	6
CLEMSON	3/4	29	33	7	12	.583	0	1	.000	0	0	.000	1	0	1	5	4	8	3	0	4	14
WAKE FOREST	3/9	30	34	4	10	.400	0	1	.000	2	4	.500	2	5	7	0	4	5	0	2	7	10
NC STATE	3/10	31	36	5	11	.456	0	0	.000	2	5	.400	3	8	11	0	4	4	1	1	3	12


42 NCAA BASKETBALL



Chris

Senior • Forward • Fincastle, Va. • Lord Botetourt H.S. • Fork Union • 6-7 • 220

T
U
C
K
E
R



2006-07: Played 10 minutes against Coppin State ... Went 1-of-2 from the field for three points ... Had four rebounds ... Played 14 minutes against West Florida ... Was perfect from the field, making a career-high three field goals ... Had one assist, one block and grabbed three rebounds ... Played seven minutes against Western Michigan ... Went 1-of-2 from the field and grabbed one rebound ... Logged 15 minutes against Montana ... Nabbed two rebounds and two steals ... Handed out one assist ... Played seven minutes against Southern Illinois ... Played against Wake Forest ... Played six minutes against Seton Hall ... Put in three points from 1-of-2 shooting and free throws ... Played four minutes against Campbell ... Made one steal ... Played five minutes against Marshall ... Played five minutes against Richmond ... Grabbed one board ... Played two minutes against Duke ... Logged nine minutes against UNC Greensboro ... Grabbed two boards, handed out one assist and made one steal ... Played eight minutes in the win over North Carolina ... Made a pivotal three-pointer for three points ... Also had one steal ... Played four minutes against Florida State ... Played three minutes against Maryland ... Put in three minutes against Miami ... Was perfect at the foul line with two ... Shot 1-of-2 in two minutes against NC State ... Grabbed one rebound ... Played two minutes against Boston College ... Played one minute in the win over North Carolina ... Played seven minutes at NC State ... Played five minutes against Boston College ... Logged three minutes against Miami, which head coach Seth



Career Highs

Points7 vs. William & Mary, 12-23-03
 Minutes28 at Wake Forest, 1-28-06
 FGM.....3 vs. West Florida, 11-14-06
 FGA.....7 vs. Marshall, 11-21-05
 3FGM..... 1, five times, most recently
 vs. North Carolina, 1-13-07
 3FGA..... 2, five times, most recently
 vs. Duke, 1-26-06
 FTM.....5 vs. William & Mary, 12-23-03
 FTA.....6 vs. William & Mary, 12-23-03
 Rebounds7 at Wake Forest, 1-28-06
 Assists.....2 vs. UMES, 11-23-04
2 vs. Bethune-Cookman, 1-12-05
 Blocks2 vs. Bethune-Cookman, 1-12-05
 Steals.....3 vs. Mount St. Mary's, 11-18-05

Greenberg called pivotal minutes of the game ... Grabbed one rebound ... Earned his first career start against Clemson, playing six minutes ... Played two minutes in the ACC tournament opener against Wake Forest, grabbing one board ... Saw action against NC State

Opponent	Date	GS	Min	TOTAL			3-PTS			FT	FTA	Pct	REBOUNDS			FO	A	TO	Blk	Stl	Pts	
				FG	FGA	Pct	3FG	FGA	Pct				Off	Def	Tot							Pf
COPPIN STATE	11/10	0	10	1	2	.500	1	1	1.000	0	0	.000	2	2	4	4	0	0	1	0	0	3
WEST FLORIDA	11/14	0	14	3	3	1.000	0	0	.000	0	0	.000	2	1	3	2	0	1	1	1	0	6
WESTERN MICHIGAN	11/23	0	7	1	2	.500	0	0	.000	0	0	.000	1	0	1	0	0	0	0	0	0	2
MONTANA	11/24	0	15	0	1	.000	0	0	.000	0	0	.000	1	1	2	1	0	1	0	0	2	0
SOUTHERN ILLINOIS	11/26	0	7	0	0	.000	0	0	.000	0	0	.000	0	0	0	0	0	0	0	0	0	0
IOWA	DID NOT PLAY																					
GEORGE WASHINGTON	DID NOT PLAY																					
OLD DOMINION	DID NOT PLAY																					
APPALACHIAN STATE	DID NOT PLAY																					
WAKE FOREST	12/17	0	0+	0	0	.000	0	0	.000	0	0	.000	0	0	0	0	0	0	0	0	0	0
SETON HALL	12/21	0	6	1	2	.500	0	0	.000	1	2	.500	1	0	1	1	0	0	0	0	0	3
CAMPBELL	12/23	0	4	0	0	.000	0	0	.000	0	0	.000	0	0	0	0	0	0	0	0	1	0
MARSHALL	12/30	0	5	0	1	.000	0	0	.000	0	0	.000	0	0	0	0	0	0	0	0	0	0
RICHMOND	1/3	0	5	0	1	.000	0	0	.000	0	0	.000	1	0	1	1	0	0	0	0	0	0
DUKE	1/6	0	2	0	0	.000	0	0	.000	0	0	.000	0	0	0	1	0	0	0	0	0	0
UNC GREENSBORO	1/10	0	9	0	1	.000	0	0	.000	0	0	.000	1	1	2	2	0	1	0	0	1	0
NORTH CAROLINA	1/13	0	8	1	1	1.000	1	1	1.000	0	0	.000	0	0	0	0	0	0	0	0	1	3
FLORIDA STATE	1/17	0	4	0	0	.000	0	0	.000	0	0	.000	0	0	0	2	0	0	0	0	0	0
MARYLAND	1/21	0	3	0	0	.000	0	0	.000	0	0	.000	0	0	0	0	0	0	0	0	0	0
MIAMI	1/23	0	3	0	0	.000	0	0	.000	2	2	1.000	1	0	1	0	0	0	0	0	0	2
GEORGIA TECH	DID NOT PLAY																					
NC STATE	1/31	0	2	1	2	.500	0	0	.000	0	0	.000	1	0	1	0	0	0	0	0	0	2
BOSTON COLLEGE	2/3	0	2	0	0	.000	0	0	.000	0	0	.000	0	0	0	0	0	0	1	0	0	0
VIRGINIA	DID NOT PLAY																					
NORTH CAROLINA	2/13	0	1	0	0	.000	0	0	.000	0	0	.000	0	0	0	0	0	0	0	0	0	0
NC STATE	2/18	0	7	0	0	.000	0	0	.000	0	0	.000	0	0	0	2	0	0	0	0	0	0
BOSTON COLLEGE	2/21	0	5	0	0	.000	0	0	.000	0	0	.000	0	0	0	0	0	0	0	0	0	0
MIAMI	2/24	0	3	0	1	.000	0	1	.000	0	0	.000	0	1	1	0	0	0	0	0	0	0
VIRGINIA	DID NOT PLAY																					
CLEMSON	3/4	1	6	0	0	.000	0	0	.000	0	0	.000	0	0	0	0	0	0	0	0	0	0
WAKE FOREST	3/9	1	2	0	0	.000	0	0	.000	0	0	.000	1	0	1	0	0	0	0	0	0	0
NC STATE	3/10	1	0+	0	1	.000	0	1	.000	0	0	.000	0	0	0	0	0	0	0	0	0	0

23 NCAA BASKETBALL



Marcus

R-Junior • Guard • Blacksburg, Va. • Blacksburg H.S. • Oxnard JC • 6-3 • 210

**T
R
A
V
I
S**



2006-07: Played six minutes against Coppin State ... Made his first career three-pointer for a career high three points ... Logged five minutes against West Florida ... Grabbed a career-high two boards ... Made his first collegiate block ... Played two minutes against Montana ... Played two minutes against Appalachian State, grabbing one steal and one board ... Logged one minutes against Seton Hall ... Logged two minutes against Campbell ... Played one minute against Virginia ... Played one minute against Boston College ... Saw action against Miami ... Played one minute in the ACC tournament opener against Wake Forest



Points	3 vs. Coppin State, 11-10-06
Minutes	13 vs. Iowa, 11-29-06
FGM.....	1 vs. Radford, 11-10-05
FGA.....	3 vs. Coppin State, 11-10-06
3FGM.....	1 vs. Coppin State, 11-10-06
3FGA.....	3 vs. Coppin State, 11-10-06
FTM.....	0
FTA.....	0
Rebounds	2 vs. West Florida, 11-14-06
Assists.....	1 vs. North Carolina A&T, 12-7-05
Blocks	1 vs. West Florida, 11-14-06
Steals.....	1 vs. North Carolina A&T, 12-7-05

Opponent	Date	GS	Min	TOTAL			3-PTS			FT	FTA	Pct	REBOUNDS			PF	FO	A	TO	Blk	Stl	Pts
				FG	FGA	Pct	3FG	FGA	Pct				Off	Def	Tot							
COPPIN STATE	11/10	0	6	1	3	.333	1	3	.333	0	0	.000	0	0	0	1	0	0	2	0	0	3
WEST FLORIDA	11/14	0	5	0	1	.000	0	1	.000	0	0	.000	0	2	2	2	0	0	0	1	0	0
WESTERN MICHIGAN	DID NOT PLAY																					
MONTANA	11/24	0	2	0	0	.000	0	0	.000	0	0	.000	0	0	0	0	0	0	0	0	0	0
SOUTHERN ILLINOIS	DID NOT PLAY																					
IOWA	DID NOT PLAY																					
GEORGE WASHINGTON	DID NOT PLAY																					
OLD DOMINION	DID NOT PLAY																					
APPALACHIAN STATE	12/11	0	2	0	0	.000	0	0	.000	0	0	.000	0	1	1	0	0	0	0	0	1	0
WAKE FOREST	DID NOT PLAY																					
SETON HALL	12/21	0	1	0	0	.000	0	0	.000	0	0	.000	0	0	0	0	0	0	0	0	0	0
CAMPBELL	12/23	0	2	0	0	.000	0	0	.000	0	0	.000	0	0	0	0	0	0	0	0	0	0
MARSHALL	DID NOT PLAY																					
RICHMOND	DID NOT PLAY																					
DUKE	DID NOT PLAY																					
UNC GREENSBORO	DID NOT PLAY																					
NORTH CAROLINA	DID NOT PLAY																					
FLORIDA STATE	DID NOT PLAY																					
MARYLAND	DID NOT PLAY																					
MIAMI	DID NOT PLAY																					
GEORGIA TECH	DID NOT PLAY																					
NC STATE	DID NOT PLAY																					
BOSTON COLLEGE	DID NOT PLAY																					
VIRGINIA	2/10	0	1	0	0	.000	0	0	.000	0	0	.000	0	0	0	0	0	0	0	0	0	0
NORTH CAROLINA	DID NOT PLAY																					
NC STATE	DID NOT PLAY																					
BOSTON COLLEGE	2/21	0	1	0	0	.000	0	0	.000	0	0	.000	0	0	0	0	0	0	0	0	0	0
MIAMI	2/24	0	0+	0	0	.000	0	0	.000	0	0	.000	0	0	0	0	0	0	0	0	0	0
VIRGINIA	DID NOT PLAY																					
CLEMSON	DID NOT PLAY																					
WAKE FOREST	3/9	0	1	0	1	.000	0	1	.000	0	0	.000	0	0	0	0	0	0	0	0	0	0
NC STATE	DID NOT PLAY																					

13 NCAA BASKETBALL



Deron

W
A
S
H
I
N
G
T
O
N



Junior • Guard/Forward • New Orleans, La. • National Christian Academy • 6-7 • 205

2006-07: Earned the start and played 21 minutes in the season opener against Coppin State ... Went 5-of-12 from the field, and hit a free throw and a three-pointer for a total of 12 points ... Also grabbed four rebounds and made one steal ... Started and played 20 minutes against West Florida ... Went 6-of-12 from the field and 6-of-9 from the line for 18 points, his second game in double-digits ... Tied his career-high in assists with four ... Took six boards and nabbed two steals ... Earned the start and played 25 minutes against Western Michigan ... Shot 5-of-9, while going 7-of-10 at the line for 17 points ... Started and played 25 minutes against Montana ... Started and played 24 minutes against Southern Illinois ... Shot 7-of-10, including two from three-point range and two from the line for a game-high 18 points ... Started and played 26 minutes in the win over Iowa ... Chipped in nine points ... Against George Washington, he started and played 26 minutes ... Shot 3-of-4 from the penalty line ... Started and played 27 minutes in the win over Old Dominion ... Recorded a game-high 18 points off of 8-of-9 shooting, including one from beyond the arc and one at the charity stripe ... Put in 13 points over 31 minutes in the start against Appalachian State ... Sank 4-of-8 from the field and 5-of-9 from the foul line ... Tied his career-high in blocks with five ... Started and played 25 minutes against Wake Forest ... Totaled nine points with 3-of-5 shooting, one beyond the arc and going 2-of-2 from the foul line ... Logged 29 minutes in the start against Seton Hall ... Earned eight points in 3-of-7 shooting and 2-of-4 at the charity strip ... Grabbed nine boards ... Recorded 15 points over 32 minutes in the start against Campbell ... Shot 7-of-12 from the field ... Handed out a career-high seven assists ... Started

Career Highs

Points	24 vs UMES, 11-23-04
.....	24 vs. Mount St. Mary's, 11-21-05
Minutes	40 vs. Mount St. Mary's, 11-18-05
FGM	10 vs UMES, 11-23-04
FGA	14 vs. Marshall, 11-21-05
3FGM	2 vs. Georgia Tech, 1-31-06
.....	2 vs. Southern Illinois, 11-26-06
3FGA	6 vs. Coppin State, 11-10-06
FTM	8 vs Virginia, 1-27-05
.....	8 vs. Mount St. Mary's, 11-18-05
FTA	15 vs. Mount St. Mary's, 11-18-05
Rebounds	14, at North Carolina, 2-13-07
Assists	7, vs. Campbell, 12-23-06
Blocks	5 vs. Mount St. Mary's, 11-18-05
.....	5 vs. Appalachian State, 12-11-06
Steals	4, six times, most recently
.....	at Duke, 1-06-07



and played 17 minutes against Marshall ... Started and played 33 minutes against Richmond ... Played 35 minutes against Duke, totaling 11 points ... Dished out eight rebounds and tied his career high in steals with four ... Started and played 27 minutes against UNC Greensboro ... Put in eight points, going 3-of-4 from the line ... Nabbed eight rebounds ... Started and played 10 minutes against No. 1 North Carolina ... Started and played 30 minutes against Florida State ... Went 7-of-11 from the floor, including 2-of-3 from beyond the arc and 2-of-4 from the line for 18 points ... Started and played 23 minutes against Maryland ... Grabbed seven boards ... Played 30 minutes in the start against Miami ... Went 8-of-11 and made two threes, while shooting 5-of-7 from the line for 23 points ... Grabbed 10 boards ... Came off the bench and played 28 minutes ... Put in seven points ... Started and played 33 minutes ... Put in 12 points from 5-of-11 shooting and two from the line ... Started and played 31 minutes against Boston College ... Went 7-of-11 from the field and chipped in 4-of-6 from the line for 18 points ... Scored 22 points in the start against Virginia ... Went 9-of-16 from the field and 3-of-4 from the line ... Grabbed 10 rebounds ... Started and played 33 minutes against UNC .. Grabbed a career-high 14 boards ... Put in 12 points for the double-double ... Played 25 minutes in the start against NC State ... Chipped in five points and had two blocks and steals ... Started and played 39 minutes against Boston College ... Went 8-of-12 from the line and chipped in two from the charity stripe for 19 points ... Started and played 32 minutes against Miami, recording 12 points ... Shot 4-of-7 from the field ... Played 33 minutes against Virginia, earning nine points ... Played 34 minutes against Clemson ... Shot 5-of-9 from the field for 11 points ... Grabbed six rebounds and made two steals ... Started and played 21 minutes in the ACC tournament opener against Wake Forest ... Shot 5-of-9 from the field and 3-of-5 from the line for 13 points ... Started and played against NC State ... Shot 4-of-8 from the field, including a trey, and shot a perfect two at the line for 11 points ... Dished out two assists and grabbed two rebounds



Washington's 2006-2007 Game-by-Game

Opponent	Date	GS	Min	TOTAL			3-PTS			FT	FTA	Pct	REBOUNDS			PF	FO	A	TO	Blk	Stl	Pts
				FG	FGA	Pct	3FG	FGA	Pct				Off	Def	Tot							
COPPIN STATE	11/10	1	21	5	12	.416	1	6	.166	1	2	.500	3	1	4	1	0	0	1	0	1	12
WEST FLORIDA	11/14	2	20	6	12	.500	0	3	.000	6	9	.667	2	4	6	0	0	4	2	1	2	18
WESTERN MICHIGAN	11/23	3	25	5	9	.555	0	1	.000	7	10	.700	1	1	2	2	0	0	0	1	1	17
MONTANA	11/24	4	25	2	5	.400	0	0	.000	2	4	.500	2	1	3	2	0	2	2	0	1	6
SOUTHERN ILLINOIS	11/26	5	24	7	10	.700	2	4	.500	2	4	.500	3	2	5	5	1	1	3	1	3	18
IOWA	11/29	6	26	2	7	.285	1	1	1.000	4	9	.444	4	3	7	2	1	1	1	0	1	9
GEORGE WASHINGTON	12/3	7	26	0	3	.000	0	1	.000	3	4	.750	1	0	1	2	1	1	2	0	1	3
OLD DOMINION	12/6	8	27	8	9	.888	1	2	.500	1	4	.250	3	4	7	2	1	0	2	1	3	18
APPALACHIAN STATE	12/11	9	31	4	8	.500	0	2	.000	5	9	.555	0	3	3	3	1	2	2	5	0	13
WAKE FOREST	12/17	10	25	3	5	.600	1	1	1.000	2	2	1.000	1	6	7	4	1	1	0	0	0	9
SETON HALL	12/21	11	29	3	7	.429	0	2	.000	2	4	.500	1	8	9	3	1	3	2	4	4	8
CAMPBELL	12/23	12	32	7	12	.583	0	1	.000	1	3	.333	1	5	6	3	1	7	4	1	3	15
MARSHALL	12/30	13	17	2	5	.400	0	1	.000	1	1	1.000	2	1	3	4	1	1	0	0	1	5
RICHMOND	1/3	14	33	3	5	.600	0	1	.000	2	3	.667	1	3	4	4	1	2	0	0	1	8
DUKE	1/6	15	35	3	7	.429	0	2	.000	5	8	.625	1	7	8	4	1	3	1	1	4	11
UNC GREENSBORO	1/10	16	27	2	8	.250	1	2	.500	3	4	.750	3	5	8	0	1	3	1	3	2	8
NORTH CAROLINA	1/13	17	10	3	6	.500	0	1	.000	0	0	.000	2	1	3	5	2	1	1	0	1	6
FLORIDA STATE	1/17	18	30	7	11	.636	2	3	.667	2	4	.500	0	1	1	3	2	1	3	0	0	18
MARYLAND	1/21	19	23	1	8	.125	0	1	.000	0	2	.000	3	4	7	5	3	0	2	0	1	2
MIAMI	1/23	20	30	8	11	.727	2	3	.667	5	7	.714	3	7	10	2	3	3	2	0	0	23
GEORGIA TECH	1/28	20	28	2	4	.500	0	0	.000	3	5	.600	0	2	2	2	3	1	1	0	0	7
NC STATE	1/31	21	33	5	11	.454	0	1	.000	2	4	.500	2	6	8	4	3	0	0	1	2	12
BOSTON COLLEGE	2/3	22	31	7	11	.636	0	0	.000	4	6	.667	4	2	6	4	3	0	4	0	0	18
VIRGINIA	2/10	23	37	9	16	.562	1	6	.167	3	4	.750	5	5	10	3	3	3	2	2	1	22
NORTH CAROLINA	2/13	24	33	5	15	.333	2	4	.500	0	2	.000	6	8	14	3	3	4	4	2	2	12
NC STATE	2/18	25	25	2	8	.250	0	1	.000	1	2	.500	0	2	2	4	3	1	1	2	2	5
BOSTON COLLEGE	2/21	26	39	8	12	.667	1	1	1.000	2	2	1.000	3	5	8	3	3	2	2	3	0	19
MIAMI	2/24	27	32	4	7	.571	0	2	.000	4	8	.500	1	1	2	2	3	1	0	1	0	12
VIRGINIA	3/1	28	33	3	8	.375	0	2	.000	3	6	.500	2	4	6	5	4	1	5	2	0	9
CLEMSON	3/4	28	34	5	9	.556	0	1	.000	1	2	.500	2	4	6	4	4	0	0	0	2	11
WAKE FOREST	3/9	29	21	5	9	.556	0	2	.000	3	5	.600	0	3	3	3	4	0	0	0	1	13
NC STATE	3/10	30	21	4	8	.500	1	1	1.000	2	2	1.000	0	2	2	5	5	2	2	0	0	11



Robert

R-Sophomore • Center • Hoorn, the Netherlands • Copernicus S.S. • 7-0 • 240

**K
R
A
B
B
E
N
D
A
M**



Career Highs

Points	6 vs UMES, 11-23-04
Minutes	20 at St. John's, 12-8-04
FGM	3 vs UMES, 11-23-04
FGA	7 vs UMES, 11-23-04
3FGM	0
3FGA	1, five times, most recently at Florida State, 1-17-07
FTM	2 vs Morgan State, 12-27-04
FTA	2, vs. Campbell, 12-26-06
FTA	2, vs. Richmond, 1-03-07
FTA	6, vs. Campbell, 12-26-06
Rebounds	5 vs Loyola, 11-19-04
Rebounds	5 vs. Wake Forest, 12-17-06
Assists	1, five times, most recently at NC State, 2-18-07
Blocked Shots	1, seven times, most recently vs. Maryland, 1-21-07
Steals	2 vs. Coppin State, 11-10-06
Steals	2 vs. West Florida, 11-14-06

2006-07: Started against Coppin State, playing 16 minutes ... Had two points to go along with a career high two steals ... Grabbed three rebounds ... Started and played 18 minutes against West Florida ... Tied his career highs in assists and steals, dishing out one assist and making two steals ... Started and played 20 minutes against Western Michigan, matching his career high ... Grabbed three rebounds and made one block ... Earned the start and played 13 minutes against Montana ... Shot 2-of-4 from the field ... Snatched three rebounds and one steal ... Handed out one assist, matching his career high ... Notched two points in three minutes against Iowa ... Played two minutes against George Washington, recording two points ... Played 12 minutes against Old Dominion ... Grabbed one rebound ... Played seven minutes against Appalachian State ... Contributed 11 minutes in the game against Wake Forest ... Put in three points and tied his career high in rebounds with five ... Played three minutes against Seton Hall ... Grabbed three boards ... Played eight minutes against Campbell ... Put in two points, while grabbing one rebound ... Logged two minutes against Marshall, grabbing one rebound ... Started and played nine minutes against Richmond ... Chipped in two points from the line, tying his career-high ... Grabbed one board ... Played two minutes in the upset of No. 5 Duke ... Tied his career high in blocks with one ... Played seven minutes against UNC Greensboro ... Went 2-of-4 from the field and grabbed two boards ... made one block, to tie his career high ... Played four minutes against North Carolina, grabbing one rebound ... Played two minutes against Florida State ... Put in 11 minutes against Maryland ... Made one free throw and one block ... Played three minutes

against Miami, putting in two points ... Played seven minutes against NC State ... Pulled down one rebound and made one steal ... Played seven minutes against Boston College ... Played two minutes against UNC ... Notched 10 minutes against NC State ... Went 2-for-2 in shooting, while tying his career high in assists with one ... Saw time against Virginia ... Played six minutes in the ACC tournament opener against Wake Forest



Opponent	Date	GS	Min	TOTAL			3-PTS			FT	FTA	Pct	REBOUNDS			PF	FO	A	TO	Blk	Stl	Pts
				FG	FGA	Pct	3FG	FGA	Pct				Off	Def	Tot							
COPPIN STATE	11/10	1	16	1	3	.333	0	0	.000	0	0	.000	1	2	3	0	0	0	0	0	2	2
WEST FLORIDA	11/14	2	18	2	6	.333	0	1	.000	0	0	.000	1	1	2	0	0	1	0	0	2	4
WESTERN MICHIGAN	11/23	3	20	1	4	.250	0	0	.000	0	0	.000	2	1	3	3	0	0	2	1	0	2
MONTANTA	11/24	4	13	2	4	.500	0	0	.000	0	0	.000	1	2	3	2	0	1	0	0	1	4
SOUTHERN ILLINOIS	DID NOT PLAY																					
IOWA	11/29	4	3	1	1	1.000	0	0	.000	0	0	.000	0	0	0	1	0	0	0	0	0	2
GEORGE WASHINGTON	12/3	4	2	1	1	1.000	0	0	.000	0	0	.000	0	0	0	0	0	0	0	0	0	2
OLD DOMINION	12/6	4	12	0	2	.000	0	0	.000	0	0	.000	1	0	1	3	0	0	2	0	0	0
APPALACHIAN STATE	12/11	4	7	0	1	.000	0	0	.000	0	0	.000	0	0	0	2	0	0	0	0	0	0
WAKE FOREST	12/17	4	11	1	3	.333	0	1	.000	1	3	.333	1	4	5	3	0	0	0	0	0	3
SETON HALL	12/21	4	3	0	1	.000	0	0	.000	0	1	.000	1	2	3	2	0	0	0	0	0	0
CAMPBELL	12/23	4	8	0	1	.000	0	0	.000	2	6	.333	1	0	1	1	0	0	0	0	0	2
MARSHALL	12/30	4	2	0	1	.000	0	0	.000	0	0	.000	1	0	1	0	0	0	0	0	0	0
RICHMOND	1/3	5	9	0	1	.000	0	0	.000	2	2	1.000	1	0	1	1	0	0	0	0	0	2
DUKE	1/6	5	2	0	0	.000	0	0	.000	0	0	.000	0	0	0	2	0	0	0	1	0	0
UNC GREENSBORO	1/10	5	7	2	4	.500	0	0	.000	0	0	.000	0	2	2	2	0	0	0	1	0	4
NORTH CAROLINA	1/13	5	4	0	0	.000	0	0	.000	0	0	.000	0	1	1	1	0	0	0	0	0	0
FLORIDA STATE	1/17	5	2	0	1	.000	0	1	.000	0	0	.000	0	0	0	0	0	0	0	0	0	0
MARYLAND	1/21	5	11	0	1	.000	0	0	.000	1	2	.500	1	1	2	1	0	0	0	1	0	1
MIAMI	1/23	5	3	1	1	1.000	0	0	.000	0	0	.000	0	0	0	1	0	0	1	0	0	2
GEORGIA TECH	DID NOT PLAY																					
NC STATE	1/31	5	7	0	2	.000	0	0	.000	0	0	.000	0	1	1	0	0	0	0	0	1	0
BOSTON COLLEGE	2/3	5	7	0	0	.000	0	0	.000	0	1	.000	0	0	0	0	0	0	0	0	0	0
VIRGINIA	DID NOT PLAY																					
NORTH CAROLINA	2/13	5	2	0	0	.000	0	0	.000	0	0	.000	0	0	0	0	0	0	0	0	0	0
NC STATE	2/18	5	10	2	2	1.000	0	0	.000	0	0	.000	0	0	0	1	0	1	0	0	0	4
BOSTON COLLEGE	DID NOT PLAY																					
MIAMI	DID NOT PLAY																					
VIRGINIA	3/1	5	0+	0	0	.000	0	0	.000	0	0	.000	0	0	0	0	0	0	0	0	0	0
CLEMSON	DID NOT PLAY																					
WAKE FOREST	3/9	5	6	0	1	.000	0	0	.000	0	0	.000	0	0	0	2	0	0	0	0	0	0
NC STATE	DID NOT PLAY																					



Cheick

Sophomore • Forward • Bamako, Mali • Bridgton Academy (Maine) • 6-9 • 230

**D
I
A
K
I
T
E**



2006-07: Played 19 minutes against Coppin State ... Grabbed a career-high 10 boards, including seven defensive rebounds ... Notched a career-high two assists, while recording one block ... Played 15 minutes against West Florida ... Tied a career-high 3-of-5 from the foul line ... Grabbed six boards and made one block ... Notched nine minutes against Western Michigan ... Grabbed two blocks and went 1-of-2 from the field ... Played 15 minutes against Montana ... Went 2-of-3 from the field ... Grabbed three rebounds and had two blocks ... Played 25 minutes against Southern Illinois ... Shot 3-of-4 from the field and tied a career high at the foul line, sinking 3-of-4 ... Nabbed nine boards and made one block ... Earned the start and played 19 minutes against Iowa ... Hit 3-of-4 from the field ... Grabbed one board and had one block ... Played eight minutes in the start against George Washington ... Was perfect from the field, shooting 3-of-3 ... Grabbed four boards and made one block ... Started and played a career-high 26 minutes against Old Dominion ... Put in two from the field and one at the line for five points ... Took a career-high six shots from the field ... had six rebounds ... Started and played 12 minutes against Appalachian State, nabbing two boards ... Also made one block ... Started and played 12 minutes against Wake Forest ... Chipped in two points, while grabbing three boards ... Made one block ... Started and played six minutes against Seton Hall ... Chipped in four points ... Was perfect from the foul line at 2-of-2 ... Played three minutes against Campbell and contributed two points ... Nabbed two rebounds ... Played five minutes against Marshall, making one block ... Played seven minutes against Duke ... Logged nine minutes against UNC Greensboro ... Grabbed one board and made two blocks ... Played 14 minutes against North Carolina ... Shot 3-of-4 from the field for six points ... Grabbed three rebounds and made three blocks ... Played nine minutes against Florida State ... Made one block and grabbed one board ... Nabbed his first career steal ... Played

Career Highs

Points	11 vs. Mount St. Mary's, 11-18-05
Minutes	26 vs. Old Dominion, 12-06-06
FGM.....	4 vs. Mount St. Mary's, 11-18-05
	4 at North Carolina, 2-13-07
FGA.....	6, vs. Old Dominion, 12-06-06
	6 at North Carolina, 2-13-07
3FGM.....	0
3FGA.....	0
FTM.....	3 vs. Mount St. Mary's, 11-18-05
	3 vs. West Florida, 11-14-06
	3 vs. Southern Illinois, 11-26-06
FTA.....	5 vs. West Florida, 11-14-06
Rebounds	10 vs. Coppin State, 11-10-06
Assists.....	2 vs. Coppin State, 11-10-06
Blocks	5 vs. Marshall, 11-21-05
Steals.....	2 vs. NC State, 3-10-07

21 minutes against Maryland ... Put in nine points from 4-of-5 shooting, and one from the charity stripe ... Made four blocks and grabbed three boards ... Played nine minutes at Miami ... Chipped in four points ... Played 14 minutes against Georgia Tech ... Put in two points and grabbed two boards ... Shot 2-of-3 in 11 minutes of play against NC State ... Made one steal, tying his career high ... Played 14 minutes against Boston College, chipping in two points ... Played 12 minutes against Virginia ... Put in two points, made one block and handed out one assist ... Played 17 minutes against UNC ... Put in nine points from 4-of-6 shooting, tying his career high, and one from the line ... Tied his career high in steals with one ... Logged 13 minutes against NC State ... Made one steal, tying his career high ... Played 13 minutes against Boston College ... Grabbed eight boards and put in four points ... Logged 19 minutes against Miami ... Grabbed six boards and made one block ... Played seven minutes at Virginia ... Put in two points and grabbed three rebounds ... Played 11 minutes against Clemson, notching three points ... Logged 17 minutes in the ACC tournament opener vs. Wake Forest ... Put in five points from 2-of-3 shooting ... Brought down seven boards and made one block ... Played 14 minutes against NC State ... Put in two points ... Set a career-high in steals with two

Opponent	Date	GS	Min	TOTAL			3-PTS			REBOUNDS			PF	FO	A	TO	Blk	Stl	Pts			
				FG	FGA	Pct	3FG	FGA	Pct	FT	FTA	Pct								Off	Def	Tot
COPPIN STATE	11/10	0	19	0	1	.000	0	0	.000	0	4	.000	3	7	10	0	0	2	0	1	0	0
WEST FLORIDA	11/14	0	15	0	1	.000	0	0	.000	3	5	.600	3	3	6	4	0	0	1	1	0	3
WESTERN MICHIGAN	11/23	0	9	1	2	.500	0	0	.000	0	0	.000	1	1	2	2	0	0	1	0	0	2
MONTANA	11/24	0	15	2	3	.667	0	0	.000	0	0	.000	1	2	3	3	0	0	0	2	0	4
SOUTHERN ILLINOIS	11/26	0	25	3	4	.750	0	0	.000	3	4	.750	3	6	9	2	0	0	0	1	0	9
IOWA	11/29	1	19	3	4	.750	0	0	.000	0	0	.000	0	1	1	2	0	0	1	1	0	6
GEORGE WASHINGTON	12/3	2	8	3	3	1.000	0	0	.000	0	0	.000	0	4	4	3	0	0	0	1	0	6
OLD DOMINION	12/6	3	26	2	6	.333	0	0	.000	1	2	.500	5	1	6	2	0	0	1	0	0	5
APPALACHIAN STATE	12/11	4	12	0	0	.000	0	0	.000	0	0	.000	1	1	2	1	0	0	1	1	0	0
WAKE FOREST	12/17	5	12	1	3	.333	0	0	.000	0	0	.000	1	2	3	2	0	0	1	1	0	2
SETON HALL	12/21	6	6	1	2	.500	0	0	.000	2	2	1.000	1	0	1	2	0	0	1	2	0	4
CAMPBELL	12/23	6	3	1	1	1.000	0	0	.000	0	0	.000	1	1	2	0	0	0	0	0	0	2
MARSHALL	12/30	6	5	0	0	.000	0	0	.000	0	0	.000	0	0	0	0	0	0	0	1	0	0
RICHMOND	DID NOT PLAY																					
DUKE	1/6	6	7	0	1	.000	0	0	.000	0	0	.000	0	0	0	3	0	0	0	0	0	0
UNC GREENSBORO	1/10	6	9	0	1	.000	0	0	.000	0	0	.000	0	1	1	1	0	0	1	2	0	0
NORTH CAROLINA	1/13	6	14	3	4	.750	0	0	.000	0	0	.000	2	1	3	5	1	0	0	3	0	6
FLORIDA STATE	1/17	6	9	0	0	.000	0	0	.000	0	0	.000	0	1	1	1	1	0	2	1	1	0
MARYLAND	1/21	6	21	4	5	.800	0	0	.000	1	2	.500	0	3	3	0	1	0	0	4	0	9
MIAMI	1/23	6	9	1	2	.500	0	0	.000	2	2	1.000	1	0	1	2	1	0	1	1	0	4
GEORGIA TECH	1/28	6	14	1	1	1.000	0	0	.000	0	0	.000	0	2	2	1	1	0	1	1	0	2
NC STATE	1/31	6	11	2	3	.667	0	0	.000	0	0	.000	1	0	1	1	1	0	1	0	1	4
BOSTON COLLEGE	2/3	6	14	1	2	.500	0	0	.000	0	0	.000	0	1	1	2	1	0	1	0	0	2
VIRGINIA	2/10	6	12	1	1	1.000	0	0	.000	0	1	.000	0	1	1	2	1	1	1	1	0	2
NORTH CAROLINA	2/13	6	17	4	6	.667	0	0	.000	1	2	.500	2	4	6	1	1	0	0	1	1	9
NC STATE	2/18	6	13	0	0	.000	0	0	.000	0	0	.000	1	0	1	1	1	0	0	0	0	1
BOSTON COLLEGE	2/21	6	13	2	4	.500	0	0	.000	0	0	.000	3	5	8	0	1	0	1	4	0	4
MIAMI	2/24	6	19	0	3	.000	0	0	.000	0	0	.000	4	2	6	3	1	0	0	1	0	0
VIRGINIA	3/1	6	7	1	1	1.000	0	0	.000	0	0	.000	1	2	3	2	1	0	0	0	0	2
CLEMSON	3/4	6	11	1	1	1.000	0	0	.000	1	1	1.000	0	1	1	3	1	0	1	0	0	3
WAKE FOREST	3/9	6	17	2	3	.667	0	0	.000	1	3	.333	5	2	7	1	1	0	1	1	0	5
NC STATE	3/10	6	14	1	2	.500	0	0	.000	0	0	.000	0	0	0	0	1	0	0	0	0	2

40 BASKETBALL



A.D. VASSALLO • Sophomore • Guard/Forward • Toa Baja, P.R. • Faith Christian Academy • Hargrave Military Academy • 6-6 • 215



2006-07: Played 12 minutes in the home opener against Coppin State ... Scored 15 points on 5-of-8 from the field ... Had two defensive rebounds and one assist ... Logged 22 minutes against West Florida ... Recorded a game-high 26 points from 8-of-14 shooting, including a career-high 5-of-7 from beyond the arc and a perfect 5-of-5 at the line ... Matched his career high in blocks with one ... Grabbed six rebounds ... Played 18 minutes against Western Michigan ... Grabbed three boards and dished out one assist ... Against Montana, he played 16 minutes ... Was perfect from the line, hitting 2-of-2 ... Earned the start and played 30 minutes against Southern Illinois ... Grabbed five rebounds ... Notched 13 minutes against Iowa ... Shot a career-high 6-of-9 from the foul line ... Had one steal and four rebounds ... Recorded 21 minutes against George Washington ... Tied the game high in points with 16 from 6-of-11 shooting, including two three-pointers and two from the foul line ... Played 21 minutes against Old Dominion ... Recorded seven points, including a perfect 4-of-4 at the foul line ... Grabbed eight boards ... Scored 13 points in 22 minutes against Appalachian State ... Was over .667 in all three shooting categories, going 4-of-6 from the field, with 3-of-4 from the three-point range, and 2-of-2 at the line ... Nabbed eight rebounds and handed out two assists ... Played 24 minutes against Wake Forest ... Went 4-of-8 from the field, including 1-of-3 from beyond the arc ... Also went 5-of-8 at the charity stripe for 14 total points ... Made a career-high two blocks ... Played 16 minutes against Seton Hall ... Put in eight points and grabbed four boards ... Dished out two assists ... Logged 19 minutes against Campbell ... Earned 10 points from 4-of-8 shooting, including two beyond the arc ...

0 Career Highs

Points	29 at Wake Forest, 1-28-06
Minutes	39 at Virginia, 2-11-06
FGM.....	11 at Wake Forest, 1-28-06
FGA.....	19 at Wake Forest, 1-28-06
3FGM.....	5 vs. West Florida, 11-14-06
3FGA.....	11 vs. Wake Forest, 3-9-07
FTM.....	6 vs. Iowa, 11-29-06
FTA.....	9 vs. Iowa, 11-29-06
Rebounds	10 at Wake Forest, 1-28-06
.....	10 at Georgia Tech, 1-28-07
Assists.....	7 at Virginia, 2-11-06
Blocks	1, five times, most recently
.....	vs. Miami, 2-24-07
Steals.....	4 at Wake Forest, 1-28-06



Grabbed seven boards ... Played 23 minutes against Marshall ... Put in five baskets for 10 points ... Earned the start against Richmond and played 30 minutes ... Put 11 points on the board, including two treys ... Went 3-of-4 from the line ... Nabbed six rebounds ... Played 19 minutes against Duke ... Put in six points ... Put in 24 minutes at UNC Greensboro ... Shot 6-of-10, including 4-of-6 beyond the arc, for 16 points ... Tied his career high in blocks, earning one ... Played 28 minutes against North Carolina .. Put in 17 points from 5-of-9 shooting and 5-of-6 at the line ... Logged 15 minutes against Florida State ... Put in one trey, made one block, tying his career high, and grabbed one rebound ... Logged 28 minutes against Maryland ... Put in two from the field, including a trey, for five points ... Played 22 minutes against Miami ... Put in 16 points from 5-of-8 shooting, including four treys, and two from the foul line ... Started and played 34 minutes against Georgia Tech ... Went 7-of-9 from the floor, including 3-of-5 from beyond the arc ... Added two at the line for 19 points ... Tied his career-high in rebounds with 10 ... Played 25 minutes against NC State ... Put in two treys for six points and made two steals ... Played 33 minutes against Boston College ... Put in eight points, while tying his career high in blocks with one ... Played 39 minutes in the start against Virginia ... Scored 22 points from 7-of-9 shooting, including four treys and four from the line ... Grabbed eight rebounds ... Played 36 minutes against UNC ... Put in five points ... Played 26 minutes against NC State ... Shot 3-of-9, including 2-of-5 treys, for eight points ... Started and played 30 minutes against BC ... Put up 18 points, including four treys ... Started and played 38 minutes against Miami ... Shot 5-of-8, including one trey, for 11 points ... Had one block, matching his career high ... Started and played 30 minutes at Virginia ... Put in 10 points against Clemson ... Shot 3-of-4, including 2-of-3 treys ... Also went 2-of-2 at the line ... Started and played 33 minutes against Wake Forest in the opening round of the ACC tournament ... Put in a game-high 22 points ... Attempted a career-high 11 three-pointers ... Grabbed five boards ... Started and played 36 minutes against NC State ... Chipped in 12 points ... Grabbed five rebounds and dished out one assist ... Made one steal



Vassallo's 2006-2007 Game-by-Game


Opponent	Date	GS	Min	TOTAL			3-PTS			FT	FTA	Pct	REBOUNDS			PF	FO	A	TO	Blk	Stl	Pts
				FG	FGA	Pct	3FG	FGA	Pct				Off	Def	Tot							
COPPIN STATE	11/10	0	12	5	8	.625	3	6	.500	2	2	1.000	0	2	2	2	0	1	1	0	0	15
WEST FLORIDA	11/14	0	22	8	14	.571	5	7	.714	5	5	1.000	2	4	6	2	0	1	2	1	1	26
WESTERN MICHIGAN	11/23	0	18	2	10	.200	1	6	.166	0	1	.000	0	3	3	4	0	1	3	0	0	5
MONTANA	11/24	0	16	3	7	.428	1	4	.250	2	2	1.000	0	2	2	0	0	0	2	0	0	9
SOUTHERN ILLINOIS	11/26	1	30	2	12	.166	2	6	.333	0	0	.000	2	3	5	3	0	2	1	0	0	6
IOWA	11/29	1	13	1	3	.333	0	1	.000	6	9	.666	1	3	4	2	0	0	1	0	1	8
GEORGE WASHINGTON	12/3	1	21	6	11	.545	2	6	.333	2	2	1.000	1	0	1	2	0	2	1	0	0	16
OLD DOMINION	12/6	1	21	1	5	.200	1	4	.250	4	4	1.000	1	7	8	2	0	0	1	0	0	7
APPALACHIAN STATE	12/11	1	22	4	6	.667	3	4	.750	2	2	1.000	0	8	8	0	0	2	2	0	0	13
WAKE FOREST	12/17	1	24	4	8	.500	1	2	.500	5	8	.625	0	1	1	1	0	1	1	2	1	14
SETON HALL	12/21	1	16	2	6	.333	1	4	.250	3	6	.500	0	4	4	4	0	2	1	2	0	8
CAMPBELL	12/23	1	19	4	8	.500	2	4	.500	0	1	.000	1	6	7	3	0	1	1	0	1	10
MARSHALL	12/30	1	23	5	11	.455	0	4	.000	0	0	.000	2	0	2	2	0	0	2	1	1	10
RICHMOND	1/3	2	30	3	8	.375	2	5	.400	3	4	.750	1	5	6	3	0	1	1	0	0	11
DUKE	1/6	2	19	2	6	.333	1	2	.500	1	2	.500	0	1	1	2	0	0	1	0	1	6
UNC GREENSBORO	1/10	2	24	6	10	.600	4	6	.667	0	0	.000	1	2	3	1	0	0	1	1	0	16
NORTH CAROLINA	1/13	2	28	5	9	.556	2	4	.500	5	6	.833	2	1	3	3	0	1	1	0	1	17
FLORIDA STATE	1/17	2	15	1	1	1.000	1	1	1.000	0	0	.000	0	1	1	5	1	0	2	1	0	3
MARYLAND	1/21	2	28	2	5	.400	1	1	1.000	0	0	.000	0	4	4	2	1	2	2	0	0	5
MIAMI	1/23	2	22	5	8	.625	4	7	.571	2	2	1.000	0	3	3	1	1	0	1	0	1	16
GEORGIA TECH	1/28	3	34	7	9	.777	3	5	.600	2	3	.667	1	9	10	1	1	1	2	0	0	19
NC STATE	1/31	3	25	2	7	.285	2	6	.333	0	0	.000	0	0	0	3	1	1	0	0	2	6
BOSTON COLLEGE	2/3	3	33	3	10	.300	2	5	.400	0	0	.000	1	1	2	3	1	0	2	1	1	8
VIRGINIA	2/10	4	39	7	9	.778	4	6	.667	4	4	1.000	0	8	8	2	1	3	2	0	0	22
NORTH CAROLINA	2/13	4	36	2	10	.200	1	3	.333	0	0	.000	0	1	1	3	1	0	1	0	0	5
NC STATE	2/18	4	26	3	9	.333	2	5	.400	0	0	.000	0	3	3	2	1	0	2	0	0	8
BOSTON COLLEGE	2/21	5	30	7	13	.538	4	6	.667	0	0	.000	0	3	3	5	2	0	1	0	1	18
MIAMI	2/24	6	28	5	8	.625	1	3	.333	0	0	.000	0	4	4	4	2	0	0	1	1	11
VIRGINIA	3/1	7	30	1	8	.125	0	4	.000	1	1	1.000	1	4	5	2	2	2	2	0	0	3
CLEMSON	3/4	7	21	3	4	.750	2	3	.667	2	2	1.000	0	4	4	0	2	0	1	0	0	10
WAKE FOREST	3/9	8	33	8	17	.471	4	11	.364	2	2	1.000	2	3	5	2	2	2	0	0	0	22
NC STATE	3/10	9	36	5	11	.455	2	4	.500	0	0	.000	2	3	5	5	3	1	0	0	1	12



Terrance

R-Freshman • Forward • Valdosta, Ga. • Lowndes H.S. • 6-8 • 230

V
I
N
S
O
N



2006-07: Out for a portion of the schedule, due to knee surgery ... Played one minute against Virginia ... Logged three minutes against NC State ... Played one minute in the ACC tournament opener against Wake Forest

Career Highs

Points	4 vs. Morgan State, 11-25-05
Minutes	9 vs. Morgan State, 11-25-05
FGM.....	2 vs. Morgan State, 11-25-05
FGA.....	2 vs. Morgan State, 11-25-05
3FGM.....	0
3FGA.....	0
FTM.....	0
FTA.....	0
Rebounds	2 vs. Morgan State, 11-25-05
Assists.....	0
Blocks	1 vs. Marshall, 11-21-05
Steals.....	0

Opponent	Date	GS	TOTAL			3-PTS			FT			REBOUNDS			FO	A	TO	Blk	Stl	Pts
			Min	FG	FGA	Pct	3FG	FGA	Pct	FT	FTA	Pct	Off	Def						
COPPIN STATE																				
WEST FLORIDA																				
WESTERN MICHIGAN																				
MONTANA																				
SOUTHERN ILLINOIS																				
IOWA																				
GEORGE WASHINGTON																				
OLD DOMINION																				
APPALACHIAN STATE																				
WAKE FOREST																				
SETON HALL																				
CAMPBELL																				
MARSHALL																				
RICHMOND																				
DUKE																				
UNC GREENSBORO																				
NORTH CAROLINA																				
FLORIDA STATE																				
MARYLAND																				
MIAMI																				
GEORGIA TECH																				
NC STATE																				
BOSTON COLLEGE																				
VIRGINIA	2/10	0	1	0	0	.000	0	0	.000	0	0	.000	0	0	0	0	0	0	0	0
NORTH CAROLINA																				
NC STATE	2/18	0	3	0	0	.000	0	0	.000	0	0	.000	0	0	0	0	0	0	0	0
BOSTON COLLEGE																				
MIAMI																				
VIRGINIA																				
CLEMSON																				
CLEMSON																				
WAKE FOREST	3/9	0	1	0	0	.000	0	0	.000	0	0	.000	0	0	0	0	0	0	0	0
NC STATE																				



Nigel

M
U
N
S
O
N



Freshman • Guard • Washington, D.C. • DeMatha H.S. • 6-0 • 167

2006-07: Played 22 minutes against Coppin State ... Scored nine points, all from three-point range ... Grabbed three rebounds and dished out four assists ... Logged 12 minutes against Western Michigan ... Recorded 16 minutes against Montana ... Hit one 3-pointer, totalling 4-of-6 from the field for nine points ... Grabbed two rebounds and dished out two assists ... Played 22 minutes against Southern Illinois ... Grabbed two boards and dished out four assists ... Logged eight minutes against Iowa ... Handed out two assists and took one board and one steal ... Recorded 19 minutes against George Washington ... Made one three-pointer ... Logged 13 minutes against Old Dominion ... Put in two from the field for four points ... Grabbed one rebound and made one steal ... Played 20 minutes against Appalachian State ... Nabbed a career-high two steals, while dishing out one assist and grabbing one board ... Logged two minutes against Wake Forest ... Played 15 minutes and put in a career-high 12 points against Seton Hall ... Was 5-of-6 from the field and 2-of-3 from the arc ... Dished out three assists ... Put in 10 points over 18 minutes against Campbell ... Shot 4-of-6 from the field, including 2-of-2 beyond the arc ... Grabbed one board and dished out three assists, while tying a career-high in steals with two ... Played nine minutes against Marshall, grabbing two boards ... Earned his first career start against Richmond, playing nine minutes ... Was 1-of-2 beyond the arc for three points ... Logged three minutes in the upset of No. 5 Duke ... Logged 16 minutes at UNC Greensboro ... Grabbed two boards and dished out three assists ... Played 17 minutes against North Carolina ... Put in 10 points from 3-of-4 shooting, including two treys ... Dished out three assists ... Played 17 minutes against Florida State ... Shot 2-of-3 for four points, dished out two assists and grabbed one board ... Played eight minutes against Maryland ... Went perfect at the line, tying his career high of two ... Played four minutes against Miami ... Played four minutes against Georgia Tech, grabbing one rebound ... Played four minutes against NC State, handing out one assist ... Played eight minutes against Boston College, dishing out one assist ... Played 11 minutes against Virginia ... Was a perfect

Career Highs

Points	12, vs. Seton Hall, 12-21-06
Minutes	22, vs. Coppin State, 11-10-06
	22, vs. Southern Illinois, 11-26-06
FGM	5, vs. Seton Hall, 12-21-06
FGA	7, vs. Old Dominion, 12-06-06
	7 at NC State, 2-18-07
3FGM	3, vs. Coppin State, 11-10-06
3FGA	4, vs. Coppin State, 11-10-06
	4, vs. Southern Illinois, 11-26-06
FTM	2, vs. North Carolina, 1-13-07
	2, vs. Maryland, 1-21-07
FTA	2, vs. North Carolina, 1-13-07
	2, vs. Maryland, 1-21-07; 2 at North Carolina, 2-13-07
Rebounds	3, vs. Coppin State, 11-10-06
	3, vs. Virginia, 2-10-07; 3 at NC State, 2-18-07
Assists	4, vs. Coppin State, 11-10-06
	4, vs. Southern Illinois, 11-26-06
Blocks	0
Steals	2, vs. Appalachian State, 12-11-06
	2, vs. Campbell, 12-23-06

3-of-3 for six points ... Tied his career high in rebounds with three ... Played seven minutes against North Carolina ... Tied his career high with two free throw attempts, making one ... Played 15 minutes against NC State ... Put in six points, tying his career high in attempted field goals with seven ... Also tied his career high in rebounds with three ... Played six minutes against Boston College, grabbing one rebound ... Logged three minutes against Miami, playing what head coach Seth Greenberg called pivotal minutes of the game ... Put in five points in 14 minutes of play at Virginia ... Shot 2-of-4 from the field and 1-of-2 from the line ... Handed out two assists ... Logged 11 minutes in the ACC tournament opener against Wake Forest ... Dished out two assists ... Recorded five minutes against NC State ... Knocked in a trey for three points



Opponent	Date	GS	Min	TOTAL			3-PTS			FT	FTA	Pct	REBOUNDS				FO	A	TO	Blk	Stl	Pts	
				FG	FGA	Pct	3FG	3FGA	Pct				Off	Def	Tot	PF							
COPPIN STATE	11/10	0	22	3	5	.600	3	4	.750	0	0	.000	0	3	3	1	0	4	2	0	0	0	9
WEST FLORIDA	DID NOT PLAY																						
WESTERN MICHIGAN	11/23	0	12	0	3	.000	0	1	.000	0	0	.000	0	0	0	3	0	0	0	0	0	0	0
MONTANA	11/24	0	16	4	6	.666	1	2	.500	0	0	.000	0	2	2	1	0	2	0	0	0	0	9
SOUTHERN ILLINOIS	11/26	0	22	3	8	.375	1	4	.250	0	0	.000	1	1	2	3	0	4	3	0	0	0	7
IOWA	11/29	0	8	0	0	.000	0	0	.000	0	0	.000	0	1	1	1	0	2	0	0	1	0	0
GEORGE WASHINGTON	12/3	0	19	1	1	1.000	1	1	1.000	0	0	.000	0	0	0	1	0	0	2	0	0	0	3
OLD DOMINION	12/6	0	13	2	7	.285	0	3	.000	0	0	.000	0	1	1	2	0	0	0	0	0	1	4
APPALACHIAN STATE	12/11	0	20	0	3	.000	0	1	.000	0	0	.000	0	1	1	1	0	1	3	0	0	2	0
WAKE FOREST	12/1	0	2	0	1	.000	0	1	.000	0	0	.000	0	0	0	0	0	0	0	0	0	0	0
SETON HALL	12/21	0	15	5	6	.833	2	3	.667	0	0	.000	0	1	1	2	0	3	2	0	0	0	12
CAMPBELL	12/23	0	18	4	6	.667	2	2	1.000	0	0	.000	0	1	1	1	0	3	2	0	2	0	10
MARSHALL	12/30	0	9	0	1	.000	0	0	.000	0	0	.000	0	2	2	0	0	1	1	0	0	0	0
RICHMOND	1/3	1	9	1	2	.500	1	2	.500	0	0	.000	0	0	0	0	0	0	0	0	0	0	3
DUKE	1/6	1	3	0	1	.000	0	1	.000	0	0	.000	0	0	0	0	0	0	0	0	0	0	0
UNC GREENSBORO	1/10	1	16	0	3	.000	0	0	.000	0	0	.000	1	1	2	0	3	1	0	0	0	0	0
NORTH CAROLINA	1/13	1	17	3	4	.750	2	2	1.000	2	2	1.000	0	2	2	2	0	3	1	0	0	0	10
FLORIDA STATE	1/17	1	17	2	3	.667	0	1	.000	0	0	.000	0	1	1	2	0	2	1	0	0	4	4
MARYLAND	1/21	1	8	0	1	.000	0	0	.000	2	2	1.000	0	0	0	0	0	1	0	0	0	0	2
MIAMI	1/23	1	4	0	1	.000	0	1	.000	0	0	.000	0	0	0	1	0	0	2	0	0	0	0
GEORGIA TECH	1/28	1	4	0	2	.000	0	2	.000	0	0	.000	0	1	1	1	0	0	2	0	0	0	0
NC STATE	1/31	1	4	0	0	.000	0	0	.000	0	0	.000	0	0	0	0	0	1	0	0	0	0	0
BOSTON COLLEGE	2/3	1	8	0	0	.000	0	0	.000	0	0	.000	0	0	0	0	0	1	1	0	0	0	0
VIRGINIA	2/10	1	11	3	3	1.000	0	0	.000	0	0	.000	0	3	3	2	0	1	0	0	0	1	6
NORTH CAROLINA	2/13	1	7	0	0	.000	0	0	.000	1	2	.500	0	0	0	1	0	1	0	0	0	0	1
NC STATE	2/18	1	15	3	7	.429	0	1	.000	0	0	.000	3	0	3	0	0	0	0	0	0	0	6
BOSTON COLLEGE	2/21	1	6	0	1	.000	0	1	.000	0	0	.000	0	1	1	1	0	0	0	0	0	0	0
MIAMI	2/24	1	3	0	0	.000	0	0	.000	0	0	.000	0	0	0	0	0	0	0	0	0	0	0
VIRGINIA	3/1	1	14	2	4	.500	1	2	.500	0	0	.000	1	1	2	1	0	2	0	0	0	0	5
CLEMSON	DID NOT PLAY																						
WAKE FOREST	3/9	1	11	0	2	.000	0	1	.000	0	0	.000	0	0	0	1	0	2	0	0	0	0	0
NC STATE	3/10	1	5	1	2	.5000	1	2	.500	0	0	.000	0	0	0	1	0	0	1	0	0	0	3



Lewis

W
I
T
C
H
E
R



Freshman • Forward • Rocky Mount, Va. • Franklin County H.S. • 6-9 • 220

2006-07: Played 17 minutes in the season opener against Coppin State ... Notched seven points and grabbed six offensive rebounds ... Against West Florida, played 13 minutes ... Recorded two points and one rebound ... Made one steal ... Played six minutes against Western Michigan ... Had one block ... Logged eight minutes against Montana ... Grabbed one rebound ... Earned his first career start against Iowa, playing 30 minutes ... Went 3-of-5 from the field and 1-of-2 from the line ... Grabbed four rebounds and blocked five shots ... Also had one steal ... Started and played 25 minutes against George Washington ... Went 3-of-4 from the field for six points ... Grabbed eight rebounds and made one steal ... Started against Old Dominion, playing 19 minutes ... Went 4-of-5 from the field and added two from the line for 10 points, his first game in double-digit scoring ... Nabbed four boards and made one block and one steal ... Started and played 28 minutes against Appalachian State ... Shot 3-of-6 from the field and chipped in two from the line for eight points ... Grabbed a career-high eight rebounds, while tying his career-high in steals with one ... Started and played 25 minutes against Wake Forest ... Contributed four points on 2-of-4 shooting ... Grabbed three boards ... Played 16 minutes against Seton Hall ... Put in two points ... Started and played 18 minutes against Campbell ... Put in five points from 2-of-2 shooting and one from the charity stripe ... Nabbed four rebounds and made one block ... Started and played 26 minutes against Marshall ... Chipped in five points ... Nabbed four boards and had one block ... Started and played nine minutes against Richmond ... Earned the start and played 14 minutes in the upset of No. 5 Duke ... Chipped in four points and nabbed five boards ... Started and played 12 minutes against UNC Greensboro ... Went 2-of-3 from the field for four points ... Grabbed four rebounds and made one block ... Played 10 minutes in his start against North Carolina ... Grabbed two rebounds ... Started and played 13 minutes against Florida State ... Started and played six minutes against Maryland ... Grabbed two boards and put in two points ... Started and played nine minutes against Miami ... Tied his career high in steals and dished out his first career assist ... Started and played 14 minutes against Georgia Tech ... Put in five points from two basket and a foul shot ... Pulled down three boards ... Played 10 minutes against NC State, putting in two

Career Highs

Points	10, vs. Old Dominion, 12-06-06
Minutes	30, vs. Iowa, 11-29-06
FGM	4, vs. Old Dominion, 12-06-06
FGA	7 vs. Coppin State, 11-10-06
3FGM	0
3FGA	0
FTM	2, four times, most recently at North Carolina, 2-13-07
FTA	6, vs. Appalachian State, 12-11-06
Rebounds	6 at North Carolina, 2-13-07
Assists	1, at Miami, 1-23-07
Blocks	5, vs. Iowa, 11-29-06
Steals	1, seven times, most recently vs. Wake Forest, 3-9-07

points ... Started and played nine minutes against Boston College ... Tied his career high in assists and steals, with one ... Played nine minutes against North Carolina ... Tied his career high with a perfect two at the line, while setting a new career high in rebounds with six ... Started and played 12 minutes against NC State ... Played one minute against Boston College ... Played five minutes against Miami, putting in two points and making one block ... Played four minutes against Wake Forest in the ACC tournament opener ... Put in two points and made one block and one steal, tying his career high ... Logged nine minutes against NC State in the semifinals ... Put in four points and grabbed two boards



Opponent	Date	GS	Min	TOTAL			Pct	3-PTS			REBOUNDS			PF	FO	A	TO	Blk	Stl	Pts		
				FG	FGA	Pct		3FG	FGA	Pct	FT	FTA	Pct								Off	Def
COPPIN STATE	11/10	0	17	3	7	.428	0	0	.000	1	2	.500	6	0	6	2	0	0	0	0	7	
WEST FLORIDA	11/14	0	13	1	3	.333	0	0	.000	0	0	.000	1	0	1	1	0	0	0	0	2	
WESTERN MICHIGAN	11/23	0	6	0	1	.000	0	0	.000	0	0	.000	0	0	0	1	0	0	0	1	0	
MONTANA	11/24	0	8	0	1	.000	0	0	.000	1	4	.250	1	0	1	0	0	0	0	0	1	
SOUTHERN ILLINOIS	DID NOT PLAY																					
IOWA	11/29	1	30	3	5	.600	0	0	.000	1	2	.500	1	3	4	4	0	0	0	5	1	7
GEORGE WASHINGTON	12/3	2	25	3	4	.750	0	0	.000	0	0	.000	4	4	8	5	1	0	2	0	1	6
OLD DOMINION	12/6	3	19	4	5	.800	0	0	.000	2	4	.500	2	2	4	2	1	0	1	1	1	10
APPALACHIAN STATE	12/11	4	28	3	6	.500	0	0	.000	2	6	.333	4	4	8	1	1	0	1	0	1	8
WAKE FOREST	12/17	5	25	2	4	.500	0	0	.000	0	1	.000	1	2	3	1	1	0	0	0	0	4
SETON HALL	12/21	6	16	1	1	1.000	0	0	.000	0	0	.000	0	1	1	3	1	0	0	0	0	2
CAMPBELL	12/23	7	18	2	2	1.000	0	0	.000	1	2	.500	3	1	4	3	1	0	1	1	0	5
MARSHALL	12/30	8	26	2	6	.333	0	0	.000	1	2	.500	2	2	4	3	1	0	1	1	0	5
RICHMOND	1/3	9	9	0	1	.000	0	0	.000	0	0	.000	0	0	0	1	1	0	0	0	0	0
DUKE	1/6	10	14	1	2	.500	0	0	.000	2	2	1.000	2	3	5	5	2	0	0	0	0	4
UNC GREENSBORO	1/10	11	12	2	3	.667	0	0	.000	0	0	.000	1	3	4	2	2	0	1	1	0	4
NORTH CAROLINA	1/13	12	10	0	2	.000	0	0	.000	0	0	.000	0	2	2	4	2	0	0	0	0	0
FLORIDA STATE	1/17	13	13	0	0	.000	0	0	.000	0	0	.000	0	0	0	0	2	0	0	0	0	0
MARYLAND	1/21	14	6	1	3	.333	0	0	.000	0	0	.000	2	0	2	2	2	0	0	0	0	2
MIAMI	1/23	15	9	0	2	.000	0	0	.000	0	0	.000	0	0	0	0	2	1	0	0	1	0
GEORGIA TECH	1/28	16	14	2	3	.667	0	0	.000	1	1	1.000	2	1	3	1	2	0	2	0	0	5
NC STATE	1/31	17	10	1	2	.500	0	0	.000	0	0	.000	1	2	3	0	2	0	0	0	0	2
BOSTON COLLEGE	2/3	18	9	0	0	.000	0	0	.000	0	0	.000	0	0	0	0	2	1	0	0	0	1
VIRGINIA	DID NOT PLAY																					
NORTH CAROLINA	2/13	19	9	1	2	.500	0	0	.000	2	2	1.000	5	1	6	4	2	0	0	0	0	4
NC STATE	2/18	20	12	0	4	.000	0	0	.000	0	0	.000	1	2	3	0	2	0	0	0	0	0
BOSTON COLLEGE	2/21	20	1	0	1	.000	0	0	.000	0	0	.000	0	0	0	0	2	0	0	0	0	0
MIAMI	2/24	20	5	1	1	1.000	0	0	.000	0	0	.000	0	0	0	1	2	0	0	1	0	2
VIRGINIA	DID NOT PLAY																					
CLEMSON	DID NOT PLAY																					
WAKE FOREST	3/9	20	4	1	2	.500	0	0	.000	0	0	.000	0	0	0	0	2	0	0	1	1	2
NC STATE	3/10	20	9	2	3	.667	0	0	.000	0	0	.000	1	1	2	1	2	0	0	0	0	4

GAME 1

Virginia Tech 94, Coppin State 43
Nov. 10, 2006 • Blacksburg, Va.

The Virginia Tech men's basketball team jumped out to a 16-2 lead and never looked back to earn a 94-43 non-conference victory at Cassell Coliseum in the season opener for both teams. With the win, the Hokies improved to 4-0 in openers under head coach Seth Greenberg.

Tech used its talent and a deep, athletic bench to overwhelm Coppin State. The Hokies took a 16-2 lead on a 3-pointer by A.D. Vassallo with 13:16 left in the first half, and ended up leading by 30, 44-14, at halftime. Greenberg played his entire roster in the first half, and held Coppin State to just 14 points - the fewest a Tech team has allowed in a half under Greenberg.

The second half was pretty much the same. For the game, the Hokies shot 48.6 percent from the floor, made 12 3-pointers and out-rebounded Coppin State 51-32. But more impressively, Tech amassed 23 assists, with guards Zabian Dowdell and Jamon Gordon dishing out seven and six, respectively.

Dowdell paced five Tech players in double figures with 16 points, hitting 6-of-15 from the floor and 2-of-6 from beyond the arc. Vassallo added 15 points on 5-of-8 shooting (three 3-pointers) despite playing just 12 minutes. Coleman Collins chipped in 11 and 10 boards, Deron Washington had 12, and Gordon 10 for the Hokies.

Eleven of the 12 players on Tech's roster played at least 10 minutes, and every player scored with the exception of sophomore Cheick Diakite, who did pull down 10 rebounds, dish out two assists and block a shot in 19 minutes.

Tywan McKee led Coppin State with 10 points. He was the lone Coppin State player in double figures.

Coppin State (0-1)

Player	MP	FG	FT	R	A	PF	TP
Conyers	22	2-5	0-0	2	0	2	5
Chesnut	20	1-2	1-2	4	0	0	3
Kennedy	11	1-7	0-0	3	0	3	2
Otis	10	1-1	3-4	0	0	1	5
McKee	20	3-9	3-4	2	0	1	10
Britt	19	1-2	0-0	2	0	3	3
Roberts	22	3-9	2-2	3	1	1	8
Bell	9	0-1	0-0	0	0	1	0
Miller	1	1-1	0-0	1	0	0	2
Woodlin	7	0-3	0-2	2	0	0	0
Norwood	14	0-2	0-0	1	0	1	0
Harrison	22	1-8	1-4	3	0	3	3
Pressey	23	0-0	2-4	8	0	3	2
Knight	0+	0-0	0-0	1	0	0	0
Team				1			
Totals	200	14-50	12-22	32	3	19	43

VIRGINIA TECH (1-0)

Player	MP	FG	FT	R	A	PF	TP
Washington	21	5-12	1-2	4	0	1	12
Collins	19	4-7	3-6	10	1	1	11
Krabbandam	16	1-3	0-0	3	0	0	2
Dowdell	23	6-15	2-2	5	7	2	16
Gordon	23	4-7	1-2	3	6	3	10
Munson	22	3-5	0-0	3	4	1	9
Witcher	17	3-7	1-2	6	0	2	7
Travis	6	1-3	0-0	0	0	1	3
Sailes	12	2-2	0-1	0	2	1	4
Diakite	19	0-1	0-4	10	2	0	0
Vassallo	12	5-8	2-2	2	1	2	15
Tucker	10	1-2	0-0	4	0	4	3
Team				1			2
Totals	200	35-72	10-21	51	23	18	94

Coppin State 14 29 — 43
Virginia Tech 44 50 — 94

Halftime: VT 44, CS 14. **FG%** VT 48.6%, CS 28%. **3FG%** VT 41.4% (12-of-29), CS 16.7% (3-of-18). **FT%** VT 47.6%, CS 54.5%. **Turnovers:** VT 9, CS 17 (McKee 6). **Blocked Shots:** VT 3 (Dowdell, Gordon, Diakite 1), CS 1 (Norwood 1). **Steals:** VT 10 (Gordon 3), CS 4. **Officials:** Clark, Stryffeler, Quick. **Attendance:** 9,847.

GAME 2

Virginia Tech 95, West Florida 47
Nov. 14, 2006 • Blacksburg, Va.

For the second straight game, Virginia Tech jumped out to a huge first-half lead and never looked back, dismantling West Florida 95-47 in a non-conference game played Tuesday evening at Cassell Coliseum. With the win, the Hokies moved to 2-0 on the season, scoring more than 90 points for the second straight game.

The Argonauts stayed with the Hokies for the first six minutes of the game and only trailed by two, 15-13, after Daniel Alcorn's 3-pointer with 14:14 left in the first half. But the Hokies went on a 9-1 run after that to take a 24-14 lead, and then they closed the first half with a 13-0 run that put them up 53-26 at the break.

A portion of the second half was delayed when the lights went out in Cassell Coliseum. After a 10-minute delay, workers got the lights to come back on and the game resumed, with the Hokies picking up where they left off. The final margin turned out to be the Tech's biggest lead of the night.

A.D. Vassallo led the Hokies with 26 points and six rebounds in 22 minutes. It marked the second time in as many games that Vassallo has scored more points than minutes played. He hit 8-of-14 from the floor, 5-of-7 from beyond the arc, and 5-of-5 from the free-throw line.

Vassallo paced four Tech players in double figures. Deron Washington added 18 points, six boards and four assists, while Zabian Dowdell scored 17. Jamon Gordon chipped in 11 points and nine assists.

As a team, Tech shot 50 percent from the floor and out-rebounded the Argonauts 40-32. Tech also forced 29 turnovers.

West Florida

Player	MP	FG	FT	R	A	PF	TP
Durosier	25	1-9	4-4	1	0	2	7
Evangelista	26	5-9	0-0	4	0	3	11
Grant	30	2-6	2-4	11	2	3	6
Boynton	32	2-5	1-2	2	6	1	5
Batista	20	1-4	0-0	3	0	2	2
Alcorn	21	2-7	0-1	2	2	2	6
Fleming	3	0-1	0-0	0	0	0	0
Holmes	2	0-0	0-0	0	0	0	0
Beauchamp	17	2-4	1-2	1	0	4	5
Maddux	6	0-1	0-0	0	0	0	0
Boccardo	18	1-3	3-4	0	0	5	5
Team				8			
Totals	200	16-49	11-17	32	10	22	47

VIRGINIA TECH (2-0)

Player	MP	FG	FT	R	A	PF	TP
Washington	20	6-12	6-9	6	4	0	18
Collins	21	3-4	2-4	3	2	0	8
Krabbandam	18	2-6	0-0	2	1	0	4
Dowdell	28	7-18	1-2	2	2	2	17
Gordon	30	5-8	1-2	2	9	1	11
Witcher	13	1-3	0-0	1	0	1	2
Travis	5	0-1	0-0	2	0	2	0
Sailes	14	0-0	0-2	5	4	1	0
Diakite	15	0-1	3-5	6	0	4	3
Vassallo	22	8-14	5-5	6	1	2	26
Tucker	14	3-3	0-0	3	1	2	6
Team				2			
Totals	200	35-70	18-29	40	24	15	95

West Florida 26 21 — 47
Virginia Tech 53 42 — 95

Halftime: VT 53, WF 26. **FG%** VT 50%, WF 32.6%. **3FG%** VT 35% (7-of-20), WF 22.2% (4-of-18). **FT%** VT 62.1%, WF 64.7%. **Turnovers:** VT 11, WF 29 (Grant 7). **Blocked Shots:** VT 10 (Collins 3), WF 3. **Steals:** VT 11 (Dowdell 3), WF 3. **Officials:** Styons, Natili, Robinson. **Attendance:** 9,847.

GAME 3

Western Michigan 71, Virginia Tech 68
Nov. 23, 2006 • Orlando, Fla.

Virginia Tech fought back from an eight-point second half deficit, but was unable to hold off Western Michigan at the end, falling to the Broncos, 71-68, in the opening round of the Old Spice Classic at the Milk House at Disney's Wide World of Sports in Lake Buena Vista, Fla., on Thursday evening.

The Hokies suffered their first loss of the season, falling to 2-1 overall, while WMU is now 2-2 on the season.

The Hokies took a 34-29 lead into the intermission, but Western Michigan opened the second period on a 31-18 run and took a 60-52 lead with 7:33 remaining in the game. Tech then scored 16 of the game's next 23 points and took a 68-67 lead with 1:22 remaining on a jump shot by A.D. Vassallo. WMU reclaimed the lead on a pair of free throws by Michael Redell and pushed the lead to three points on free throws by Andrew Ricks with fifteen seconds remaining in the contest. Tech missed a pair of three-point attempts to tie the game and the Broncos held on for the three-point victory.

Jamon Gordon led the Hokies with 19 points and Deron Washington added 17 points. Zabian Dowdell scored 16 points and had three steals and three assists. Redell and Joe Reitz led the Broncos with 17 points each. Twenty-nine of WMU's 71 points came from non-starters.

WMU outrebounded the Hokies, 34-29, including 17-12 in the second half. Tech outshot WMU, 45.8 percent to 42.3 percent and forced the Broncos into 18 turnovers, but Western Michigan hit seven of 20 three-point shots and 20 of 26 free throw attempts, while Tech had just three three-point baskets and made 11 of 16 shots from the charity stripe.

Western Michigan (2-2)

Player	MP	FG	FT	R	A	PF	TP
Workman	16	1-5	0-0	2	0	0	3
Reitz	30	4-8	9-12	8	1	2	17
Fracalossi	17	0-4	0-0	2	1	4	0
Redell	27	3-8	2-4	2	0	2	17
Gary	24	2-4	0-0	1	0	3	5
Drews	21	3-5	0-0	3	1	3	9
Hershberger	24	3-6	0-2	5	1	2	6
Ricks	14	5-6	2-2	1	1	3	12
McLemore	12	0-5	0-0	3	0	2	0
Kool	5	0-0	0-0	1	0	1	0
Lawson	10	1-1	0-0	3	0	0	2
Team				3			
Totals	200	22-52	20-26	34	5	22	71

VIRGINIA TECH (2-1)

Player	MP	FG	FT	R	A	PF	TP
Washington	25	5-9	7-10	2	0	2	17
Collins	31	2-5	1-1	5	1	3	5
Krabbandam	20	1-4	0-0	3	0	3	2
Dowdell	37	6-12	3-4	5	3	2	16
Gordon	32	9-11	0-0	5	1	3	19
Munson	12	0-3	0-0	0	0	3	0
Witcher	6	0-1	0-0	0	0	1	0
Sailes	3	0-0	0-0	0	0	0	0
Diakite	9	1-2	0-0	2	0	2	2
Vassallo	18	2-10	0-1	3	1	4	5
Tucker	7	1-2	0-0	1	0	0	2
Team				3			
Totals	200	27-59	11-16	29	6	23	68

Western Michigan 29 42 — 71
Virginia Tech 34 34 — 68

Halftime: VT 34, WM 29. **FG%** VT 45.8%, WM 42.3%. **3FG%** VT 23.1% (3-of-13), WM 35% (7-of-20). **FT%** VT 68.8%, WM 76.9%. **Turnovers:** VT 16, WM 18 (Reitz 5). **Blocked Shots:** VT 6 (Gordon 2), WM 2. **Steals:** VT 6 (Dowdell 3), WM 5. **Officials:** Whitehead, Mathis, Moore. **Attendance:** 1,024.

GAME 4

Virginia Tech 77, Montana 56
Nov. 24, 2006 • Lake Buena Vista, Fla.

Virginia Tech used a stingy defense and solid ball-handling in defeating Montana, 77-56, in the consolation semifinals of the inaugural Old Spice Classic at the Milk House in Disney's Wide World of Sports on Friday night.

Tech held the Grizzlies scoreless until the 15:12 mark of the first period. After Tech took a 19-9 lead, Montana cut the lead to 23-17 at the 4:30 mark of the first half, but, after the Grizzlies missed a three-point attempt, the Hokies ran off to a 14-point lead and took a 36-24 lead into intermission. The Hokies opened in the second half on a 24-12 run and never trailed in the remainder of the contest.

Zabian Dowdell led all scorers with 18 points and also dished out a team-high four assists. Coleman Collins added 13 points and a team-high eight rebounds and Jamon Gordon, who scored eight of the game's first 10 points, finished with 11 points, three assists and a game-high four steals. Jordan Hasquet and Matt Dlouhy scored 12 points each for Montana.

The Hokies shot 55.4 percent from the field, including 59.3 percent in the second half. Although the Grizzlies outrebounded the Hokies, 35-30, Tech forced UM into 17 turnovers, while committing just eight turnovers on the night. Tech committed just three turnovers in the second half.

Virginia Tech played all 12 players, including 11 in the game's first 10 minutes. No Hokie played more than 27 minutes and 10 of the 12 players saw at least 10 minutes of action.

Montana (1-4)

Player	MP	FG	FT	R	A	PF	TP
Hasquet	30	5-13	2-3	12	2	4	12
Dlouhy	30	5-9	0-0	2	0	2	12
Strait	27	4-9	0-3	4	1	0	8
Swift	32	1-5	0-0	3	4	3	2
Ellis	16	2-3	0-0	0	3	0	4
Rundles	16	1-2	0-0	2	0	2	2
Chase	3	0-1	0-0	1	0	1	0
Martin	13	4-7	0-0	0	4	0	11
Staudacher	12	0-2	0-0	0	0	0	0
Chavez	16	2-7	1-2	5	1	3	5
Vanderjagt	5	0-0	0-0	1	0	0	0
Team				5			
Totals	200	24-58	3-8	35	15	15	56

VIRGINIA TECH (3-1)

Player	MP	FG	FT	R	A	PF	TP
Washington	25	2-5	2-4	3	2	2	6
Collins	25	5-10	3-3	6	2	0	13
Krabbendam	13	2-4	0-0	3	1	2	4
Dowdell	27	7-11	1-1	1	4	0	18
Gordon	22	5-7	1-2	2	3	2	11
Munson	16	4-6	0-0	2	2	1	9
Witcher	8	0-1	1-4	1	0	0	1
Travis	2	0-0	0-0	0	0	0	0
Sailes	16	1-1	0-0	3	2	1	2
Diakite	15	2-3	0-0	3	0	3	4
Vassallo	16	3-7	2-2	2	0	0	9
Tucker	15	0-1	0-0	2	1	1	0
Team				2			
Totals	200	31-56	10-16	30	17	12	77

Montana	24	32	—	56
Virginia Tech	36	41	—	77

Halftime: VT 36, UM 24. **FG%** VT 55.4%, UM 41.4%. **3FG%** VT 50% (5-of-10), UM 26.3% (5-of-19). **FT%** VT 62.5%, UM 37.5%. **Turnovers:** VT 8, UM 17 (Dlouhy 5). **Blocked Shots:** VT 2 (Diakite 2), UM 1. **Steals:** VT 11 (Gordon 4), UM 4. **Officials:** Hightower, Caldwell, Olson.
Attendance: 1,020.

GAME 5

Southern Illinois 69, Virginia Tech 64
Nov. 26, 2006 • Lake Buena Vista, Fla.

A second half comeback by Virginia Tech did not hold up and the Hokies lost to Southern Illinois, 69-64, in the consolation finals of the Old Spice Classic at the Milk House in Disney's Wide World of Sports in Lake Buena Vista, Fla., on Sunday afternoon.

With the loss, Virginia Tech falls to 3-2 overall, while the Salukis, the defending Missouri Valley Conference champions, improve to 4-1 on the season.

SIU jumped out to a 10-point lead midway through the first half before the Hokies cut the lead to 28-23 at intermission. The Salukis pushed the lead to 36-24 two minutes into the second half, but Tech went on a 31-17 run to take a 55-53 lead with 7:14 remaining on a three-pointer by A.D. Vassallo.

The lead see-sawed for the remainder of the contest and the score was tied at 64, before SIU's Jamal Tatum hit a three-pointer with 26 seconds to play. Virginia Tech got several shots at the end, but was unable to connect and the Salukis came away with the five-point victory.

Deron Washington led all scorers with 18 points and Zabian Dowdell added 16 points for the Hokies. Cheick Diakite came off the bench with nine points and nine rebounds and Jamon Gordon chipped in with eight points, four assists and five steals. Matt Shaw led four Salukis in double figures with 17 points.

Tech forced SIU into 21 turnovers and the rebounds were even at 29. The Salukis shot 51.2 percent from the floor and made 17 of 27 free throw attempts, while the Hokies made seven of their 10 free throw attempts, including seven of nine in the second half.

The Hokies played without starting center Robert Krabbendam, who suffered a sprained ankle in Friday night's victory over Montana. Reserve forward Lewis Witcher also missed the game with an ankle injury suffered in the Montana game.

VIRGINIA TECH (3-2)

Player	MP	FG	FT	R	A	PF	TP
Washington	24	7-10	2-4	5	1	5	18
Vassallo	30	2-12	0-0	5	2	3	6
Collins	15	0-1	0-0	1	0	1	0
Dowdell	30	6-10	2-2	2	0	3	16
Gordon	36	4-10	0-0	5	4	4	8
Munson	22	3-8	0-0	2	4	3	7
Sailes	11	0-0	0-0	0	2	1	0
Diakite	25	3-4	3-4	9	0	2	9
Tucker	7	0-0	0-0	0	0	0	0
Team							
Totals	200	25-55	7-10	29	13	22	64

Southern Illinois (4-1)

Player	MP	FG	FT	R	A	PF	TP
Falkner	38	6-12	1-5	5	1	2	13
Shaw	33	6-7	3-5	6	2	2	17
Tatum	38	4-11	6-9	8	5	1	16
Mullins	30	4-6	1-2	0	5	3	11
Young	31	2-6	2-2	3	0	3	8
Green	5	0-1	0-0	2	0	0	0
Clemmons	15	0-0	2-2	2	1	1	2
Boyle	10	0-0	2-2	1	1	1	2
Team				2			
Totals	200	22-43	17-27	29	15	13	69

Virginia Tech	23	41	—	64
Southern Illinois	28	41	—	69

Halftime: VT 23, SI 28. **FG%** VT 45.5%, SI 51.2%. **3FG%** VT 35% (7-of-20), SI 53.3% (8-of-15). **FT%** VT 70%, SI 63%. **Turnovers:** VT 18, SI 21 (Shaw 5). **Blocked Shots:** VT 2, SI 2 (Falkner 2). **Steals:** VT 9 (Gordon 5), SI 10. **Officials:** O'Neill, Chrisman, Olson.
Attendance: 1,785.

GAME 6

Virginia Tech 69, Iowa 65
Nov. 29, 2006 • Blacksburg, Va.

Virginia Tech head coach Seth Greenberg made a couple of lineup changes and got his team back to playing defense the way he wants, and the end result was the Hokies contributing a win to the ACC's cause in the ACC-Big Ten Challenge, downing the Iowa Hawkeyes 69-65 on Wednesday night at Cassell Coliseum.

The win, though, certainly didn't come easy. The Hokies led by as many as 16 with a little more than six minutes remaining in the game, but their poor free-throw shooting allowed Iowa back in the game. Tech hit just 9-of-16 from the stripe in the final two minutes and Iowa shaved the 16-point deficit to four, 69-65, on a 3-pointer by Justin Johnson with 33 seconds remaining.

The Hawkeyes then fouled Jamon Gordon with 31 seconds left, and Gordon missed two free throws, giving the Hawkeyes the ball with a chance to cut into the lead further. But Tyler Smith missed a tough shot in the lane with 16 seconds left and A.D. Vassallo rebounded for the Hokies.

Vassallo was then fouled by J.R. Angle, but he, too, missed two free throws, giving the Hawkeyes another opportunity. Fortunately for the Hokies, their defense was tenacious in the final seconds as Iowa found it hard to get a shot off as the clock ran down.

In their first starts of the season, Cheick Diakite and Lewis Witcher combined for 13 points, five rebounds and six blocked shots, with Witcher contributing seven points, four rebounds and five blocks in his first career start.

Tech shot 43.6 percent from the floor and turned the ball over just eight times during the game. Zabian Dowdell led the Hokies with 18 points, hitting 6-of-14 from the floor, including 2-of-3 from beyond the 3-point arc. Coleman Collins came off the bench to score 10 points, while Gordon and Deron Washington chipped in nine each.

Iowa (2-4)

Player	MP	FG	FT	R	A	PF	TP
Smith	32	2-13	3-4	7	5	4	7
Tate	24	1-4	2-2	7	2	2	4
Looby	29	2-6	2-3	4	0	3	6
Haluska	39	9-17	1-2	2	1	4	24
Johnson	31	3-4	0-0	6	2	2	9
Angle	3	0-1	0-0	1	0	4	0
Freeman	21	4-5	2-2	2	2	4	11
Wessels	2	0-1	0-0	0	0	0	0
Gorney	19	2-3	0-0	5	0	2	4
Team				3			
Totals	200	23-54	10-13	37	12	25	65

VIRGINIA TECH (4-2)

Player	MP	FG	FT	R	A	PF	TP
Washington	26	2-7	4-9	7	1	2	9
Witcher	30	3-5	1-2	4	0	4	7
Diakite	19	3-4	0-0	1	0	2	6
Dowdell	36	6-14	4-6	4	4	1	18
Gordon	34	4-13	0-3	4	5	3	9
Munson	8	0-0	0-0	1	2	1	0
Krabbendam	3	1-1	0-0	0	0	1	2
Sailes	13	0-0	0-0	1	0	1	0
Collins	18	4-8	2-4	1	1	0	10
Vassallo	13	1-3	6-9	4	0	2	8
Team				4			
Totals	200	24-55	17-33	31	13	17	69

Iowa	21	44	—	65
Virginia Tech	30	39	—	69

Halftime: VT 30, UI 21. **FG%** VT 43.6%, UI 42.6%. **3FG%** VT 50% (4-of-8), UI 45% (9-of-20). **FT%** VT 51.5%, UI 76.9%. **Turnovers:** VT 8, UI 19 (Freeman 5). **Blocked Shots:** VT 6 (Witcher 5), UI 5. **Steals:** VT 9 (Dowdell, Gordon 2), UI 4 (Smith 2). **Officials:** Hess, Maxwell, Eades.
Attendance: 9,847.

GAME 7

George Washington 63, Virginia Tech 62
Dec. 3, 2006 • Washington, D.C.

George Washington's Carl Elliott hit two free throws with seven seconds remaining and the Colonials held off Virginia Tech, 63-62, in the BB&T Classic at the Verizon Center in Washington, D.C., on Sunday afternoon.

Virginia Tech, now 4-3 on the season, took a nine-point lead into the intermission before GW opened the second half on a 16-2 run to take a five-point lead at 45-40 with 14:22 remaining. The game remained close throughout before the Hokies took a 62-59 lead on a jumper in the lane by Coleman Collins with 2:43 remaining. Elliott then hit a pair of free throws with 2:05 left to cut the Tech lead to one point.

After a missed dunk attempt, GW brought the ball down court and Elliott was fouled in the lane before hitting the two deciding free throws. The Hokies pushed the ball down the court and got a shot attempt off, but it was partially blocked and GW held on for the victory.

A.D. Vassallo led the Hokies, scoring 16 points off the bench, with all 16 points coming in the second half. Jamon Gordon was the only other Hokie in double figures, finishing with 12 points. Elliott led four Colonials in double figures with 16 points. With the win, GW improves to 5-1 on the season.

Tech forced GW into 16 turnovers, but the Colonials shot 56.8 percent from the floor in the game. GW outrebounded Tech, 26-22.

VIRGINIA TECH (4-3)

Player	MP	FG	FT	R	A	PF	TP
Washington	26	0-3	3-4	1	1	2	3
Witcher	25	3-4	0-0	8	0	5	6
Diakite	8	3-3	0-0	4	0	3	6
Dowdell	32	1-9	4-4	1	6	0	6
Gordon	38	5-12	1-2	2	3	3	12
Munson	19	1-1	0-0	0	0	1	3
Krabbendam	2	1-1	0-0	0	0	0	2
Sailes	5	0-0	0-0	0	0	0	0
Collins	24	3-4	2-3	3	1	1	8
Vassallo	21	6-11	2-2	1	2	2	16
Team				2			
Totals	200	23-48	12-15	22	13	17	62

George Washington (5-1)

Player	MP	FG	FT	R	A	PF	TP
Diggs	28	5-6	3-4	4	1	3	13
Koundjia	37	5-9	0-2	11	2	4	10
Akingbade	11	1-3	0-0	2	0	3	2
Elliott	40	4-9	8-10	7	5	1	16
Rice	35	5-10	0-0	0	2	1	11
King	36	4-6	0-0	2	1	1	9
Hollis	7	1-1	0-0	0	0	1	2
Wilmore	6	0-0	0-0	0	0	0	0
Team							
Totals	200	25-44	11-16	26	11	14	63

Virginia Tech	38	24	—	62
George Washington	29	34	—	63

Halftime: VT 38, GW 29. **FG%** VT 47.9%, GW 56.8%. **3FG%** VT 25% (4-of-16), GW 33.3% (2-of-6). **FT%** VT 80%, GW 68.8%. **Turnovers:** VT 14 (Gordon 4), GW 16 (Diggs, Elliott 4). **Blocked Shots:** VT 1 (Diakite 1), GW 2 (Diggs, Akingbade 1). **Steals:** VT 9 (Gordon 4), GW 9. **Officials:** Stuart, Pollard, Mathis.

GAME 8

Virginia Tech 72, Old Dominion 55
Dec. 6, 2006 • Blacksburg, Va.

Virginia Tech's active defense forced 18 Old Dominion turnovers and held the Monarchs to 39 percent shooting, and the Hokies executed nicely down the stretch en route to a 72-55 non-conference victory over the Monarchs at Cassell Coliseum on Wednesday.

With the win, Tech improved to 5-3 overall and snapped a three-game losing streak to the Monarchs.

Tech played with energy right from the start. With the score tied at 3 in the early going, the Hokies ripped off a 17-0 run, giving the Hokies a 20-3 lead with 13:52 left in the half.

ODU managed to go on a 15-4 run to climb back into the game, cutting Tech's 17-point lead to six, 24-18, on a 3-pointer by Brian Henderson. A 9-0 run late in the first half gave Tech a 15-point lead, and the Hokies went into the locker room up nine at the break.

In the second half, ODU cut the lead to seven on two occasions, the last time coming on a 3-pointer by Henderson with 7:34 remaining that made the score 57-50. But Tech answered by scoring nine straight points, with the final two coming on a Zabian Dowdell jumper with 2:47 left as the shot clock was running down to give Tech a 66-50 lead - its biggest of the second half. ODU got no closer the rest of the game.

The second half may have been Tech's best half of basketball this season. In addition to that 9-0 run, Tech made its free throws down the stretch. In the final 2:11, the Hokies went to the free-throw line six times and converted all six. Tech also held ODU to just 26.9 percent shooting in the second half.

The Hokies scored 23 points off turnovers, and they outscored ODU 20-0 on the fastbreak. They also out-rebounded the bigger Monarchs 37-28.

Tech won the game without Coleman Collins, the 6-foot-9 senior from Stone Mountain, Ga., who sat out the game while nursing a deep bruise on his left thigh.

Old Dominion (6-4)

Player	MP	FG	FT	R	A	PF	TP
Lee	20	0-2	0-0	2	0	0	0
Adams	18	1-3	0-0	5	0	0	3
Vasylius	23	5-9	4-7	3	0	5	17
Williamson	31	1-8	1-2	2	4	2	4
Henderson	30	5-11	0-1	3	2	3	13
Johnson	27	1-4	0-0	5	5	1	2
Lidonde	16	1-3	0-0	1	1	2	3
Harris	14	3-5	0-0	1	0	1	6
Dahi	21	2-4	2-2	4	1	4	7
Team				2			
Totals	200	19-49	7-12	28	13	18	55

VIRGINIA TECH (5-3)

Player	MP	FG	FT	R	A	PF	TP
Washington	27	8-9	1-4	7	0	2	18
Witcher	19	4-5	2-4	4	0	2	10
Diakite	26	2-6	1-2	6	0	2	5
Dowdell	36	5-13	7-7	4	6	1	17
Gordon	35	4-9	0-2	3	5	2	9
Munson	13	2-7	0-0	1	0	2	4
Krabbendam	12	0-2	0-0	1	0	3	0
Sailes	11	1-3	0-0	1	1	1	2
Vassallo	21	1-5	4-4	8	0	2	7
Team				2			
Totals	200	27-59	15-23	37	12	17	72

Old Dominion	30	25	—	55
Virginia Tech	39	33	—	72

Halftime: VT 39, OD 30. **FG%** VT 45.8%, OD 38.8%. **3FG%** VT 23.1% (3-of-13), OD 38.5% (10-of-26). **FT%** VT 65.2%, OD 58.3%. **Turnovers:** VT 9, OD 18 (Johnson 6). **Blocked Shots:** VT 4, OD 4 (Adams 2). **Steals:** VT 10 (Washington, Gordon 3), OD 2. **Officials:** Nestor, Natili, Robinson. **Attendance:** 9,847.

GAME 9

Virginia Tech 69, Appalachian State 37
Dec. 11, 2006 • Blacksburg, Va.

Virginia Tech's defense held Appalachian State without a point during a span of nearly 15 minutes in the first half, and the Hokies went on to 69-37 victory over the Mountaineers in a non-conference game played Sunday afternoon at Cassell Coliseum.

The 37 points scored by Appalachian State marked the second fewest by a Tech opponent at Cassell Coliseum (Florida Atlantic scored 35 in a 79-35 loss to the Hokies in 1995).

The Mountaineers actually took a 4-2 lead in the early going on a basket by Jeremy Clayton with 17:15 left in the half. But they didn't score again until Clayton scored with 2:24 left in the half - a span of 14:51. During that period, Appalachian State went 0-for-18 from the floor and turned the ball over eight times. For the half, the Mountaineers made just 4-of-30 (13.3 percent) and turned the ball over 11 times.

Thanks to that great defense and ASU's poor shooting, the Hokies managed to go on a 20-0 run during the Mountaineers' drought. Tech shot just 37 percent in the first half and turned the ball over 10 times, but behind Zabian Dowdell's 10 first-half points, the Hokies took a 26-9 lead at halftime.

In the second half, the Hokies shot 58.3 percent from the floor in the final 20 minutes and made all 11 of their free-throw attempts. Appalachian State managed to put a few more points on the board, scoring six straight early in the half, cutting a 32-9 Tech lead to 32-15. But they got no closer as the Hokies' defense was just too strong.

Dowdell led Tech offensively with 19 points, while Deron Washington and A.D. Vassallo added 13 points each. The Hokies shot nearly 48 percent from the floor.

No one scored in double figures for the Mountaineers. Clayton and Kellen Brand led them with seven points each.

Appalachian State (5-3)

Player	MP	FG	FT	R	A	PF	TP
Clayton	28	2-7	3-7	7	1	2	7
Bowne	18	0-4	0-0	5	1	3	0
Scott	22	1-8	2-2	7	1	1	4
Cranford	18	1-6	0-0	0	0	2	3
Thompson	35	2-12	0-1	1	3	2	5
Abraham	13	1-5	3-4	2	1	2	5
Henderson	5	0-1	0-0	1	0	1	0
Harper	4	0-0	0-0	0	0	0	0
Bermudez	13	1-3	0-0	1	0	1	3
Brand	14	3-7	0-0	1	0	3	7
McMillan	2	0-1	0-0	0	0	0	0
Webb	9	0-0	0-0	1	0	1	0
McLaughlin-Williams	19	1-4	1-2	3	0	3	3
Team				5			
Totals	200	12-58	9-16	34	7	21	37

VIRGINIA TECH (6-3)

Player	MP	FG	FT	R	A	PF	TP
Washington	31	4-8	5-9	3	2	3	13
Witcher	28	3-6	2-6	8	0	1	8
Diakite	12	0-0	0-0	2	0	1	0
Dowdell	28	5-8	6-6	4	2	1	19
Gordon	16	1-7	0-0	5	3	4	2
Munson	20	0-3	0-0	1	1	1	0
Krabbendam	7	0-1	0-0	0	0	2	0
Travis	2	0-0	0-0	1	0	0	0
Sailes	20	4-5	0-0	2	2	1	8
Collins	14	2-4	2-2	4	0	2	6
Vassallo	22	4-6	2-2	8	2	0	13
Team				2			
Totals	200	23-48	17-25	40	12	16	69

Appalachian State	9	28	—	37
Virginia Tech	26	43	—	69

Halftime: VT 26, AS 9. **FG%** VT 47.9%, AS 20.7%. **3FG%** VT 42.9% (6-of-14), AS 16% (4-of-25). **FT%** VT 68%, AS 56.3%. **Turnovers:** VT 16, AS 16 (Thompson 4). **Blocked Shots:** VT 10 (Washington 5), AS 3. **Steals:** VT 8 (Sailes, Munson, Gordon 2), AS 7 (Thompson 2). **Officials:** Steed, Ayers, Groover. **Attendance:** 9,847.

GAME 10

Virginia Tech 63, Wake Forest 60
Dec. 17, 2006 • Blacksburg, Va.

Virginia Tech cobbled together enough free throws down the stretch and the Hokies survived a long 3-point attempt at the buzzer to claim a 63-60 Atlantic Coast Conference victory over Wake Forest at Cassell Coliseum on Sunday evening in the conference opener for both teams.

With the win - Tech's third straight - the Hokies improved to 7-3 overall on the season and won their first ACC opener in three attempts since joining the league. Tech also won a conference opener for the first time since 1996 when the Hokies knocked off St. Bonaventure in the Atlantic 10 opener.

Tech appeared to have this tough, physical, foul-marred game under control after Deron Washington's dunk with 3:03 left capped a 7-0 run and gave the Hokies their biggest lead, 55-49. But the Demon Deacons refused to go away, scoring on six straight possessions in the final 1:27 to cut the lead to 62-60 on Shamaine Dukes' lay-up with 1.6 seconds to go.

Wake Forest immediately fouled Tech's Markus Sailes, with no time elapsing. Sailes made 1-of-2 at the line to give the Hokies a 63-60 lead.

Wake's Michael Drum then threw a length-of-the-court pass that was picked off by Tech's Chris Tucker. But Tucker lost the ball out of bounds with less than a second to go. The officials reviewed the play to determine the exact amount of time remaining, and put 0.7 seconds on the clock.

Dukes threw the ball in bounds for Wake, heaving it to Jamie Skeen, who threw up a long 3-pointer from the left wing with Sailes right in his face. The shot glanced off the left side of the rim at the buzzer, and the Hokies breathed a sigh of relief.

Tech made 8-of-12 from the foul line in the final 1:55, and hit 20-of-32 from the line for the game. The two teams combined for 49 fouls and 57 free throws.

Wake Forest (5-4, 0-1)

Player	MP	FG	FT	R	A	PF	TP
Drum	31	4-9	0-0	6	1	3	8
Weaver	13	0-1	0-0	1	0	2	0
Visser	34	6-12	6-8	9	1	2	18
Smith	16	1-3	1-2	1	1	5	4
Williams	23	1-3	2-7	5	2	3	4
Dukes	24	2-4	0-0	1	1	4	4
Hale	12	1-3	0-0	0	0	1	2
Swinton	5	1-1	0-0	1	0	1	2
Skeen	27	3-4	5-6	5	2	3	13
Gurley	15	2-5	0-2	0	1	3	5
Team				3			
Totals	200	21-45	14-25	32	9	27	60

VIRGINIA TECH (7-3, 1-0)

Player	MP	FG	FT	R	A	PF	TP
Washington	25	3-5	2-2	7	1	4	9
Witcher	25	2-4	0-1	3	0	1	4
Diakite	12	1-3	0-0	3	0	2	2
Dowdell	35	2-13	10-13	5	4	2	14
Gordon	28	6-11	0-1	0	1	3	13
Munson	2	0-1	0-0	0	0	0	0
Krabbendam	11	1-3	1-3	5	0	3	3
Sailes	22	1-2	2-4	2	4	1	4
Collins	16	0-1	0-0	2	0	5	0
Vassallo	24	4-8	5-8	1	1	1	14
Tucker	0+	0-0	0-0	0	0	0	0
Team				4			
Totals	200	20-51	20-32	32	11	22	63

Wake Forest	31	29	—	60
Virginia Tech	27	36	—	63

Halftime: VT 27, WF 31. **FG%** VT 39.2%, WF 46.7%. **3FG%** VT 30% (3-of-10), WF 23.5% (4-of-17). **FT%** VT 62.5%, WF 56%. **Turnovers:** VT 10 (Gordon 4), WF 14. **Blocked Shots:** VT 5 (Vassallo 2), WF 1.

Steals: VT 6 (Dowdell 3), WF 3. **Officials:** Maxwell, Kitts, Shaw.

Attendance: 9,472.

GAME 11

Virginia Tech 80, Seton Hall 61
Dec. 21, 2006 • New York, N.Y.

Virginia Tech used strong play from its four guards and a 25-2 run early in the second half to defeat Seton Hall, 80-61, in the Aeropostale Classic at Madison Square Garden on Thursday night in New York, N.Y.

The Hokies, now 8-3 overall, took a 38-31 lead into the intermission, before Seton Hall scored five of the first seven points of the second half to cut the lead to 40-36. Tech then went on a 25-2 run over the next nine-plus minutes to ice the game. Tech would lead by as many as 28 points before the 80-61 final. With the loss, Seton Hall falls to 6-2 on the season.

Jamon Gordon scored 22 points and Zabian Dowdell and Nigel Munson added 12 points each in the win for the Hokies. Gordon also had eight rebounds, three assists and seven steals in the contest. With his second basket of the game, Gordon became the 36th player in Virginia Tech history to record 1,000 career points.

Tech held the Pirates to 27.7 percent from the floor, while shooting 51.7 percent. The Hokies also recorded season-highs with 12 blocked shots and 16 steals. Deron Washington had four blocks and four steals to go with his eight points and team-high nine rebounds.

The victory improves the Hokies' all-time record in Madison Square Garden to 9-4. Tech won NIT Championships in the building in 1973 and 1995.

Seton Hall (6-2)

Player	MP	FG	FT	R	A	PF	TP
Gaines	36	5-11	1-1	7	1	4	12
Laing	26	2-9	2-6	8	0	2	7
Billmeier	10	1-1	3-5	1	0	4	5
Harvey	40	5-13	8-10	1	2	2	18
Nutter	27	1-10	2-4	6	2	0	4
Gause	33	2-12	3-5	8	3	4	8
Davis	17	2-6	0-0	4	1	1	6
Messy	4	0-0	1-2	1	0	1	1
Pratt	6	0-2	0-0	1	0	2	0
Marshall	1	0-1	0-0	0	0	1	0
Team							
Totals	200	18-65	22-33	37	9	21	61

VIRGINIA TECH (8-3, 1-0)

Player	MP	FG	FT	R	A	PF	TP
Washington	29	3-7	2-4	9	3	3	8
Witcher	16	1-1	0-0	1	0	3	2
Diakite	6	1-2	2-2	1	0	2	4
Dowdell	32	5-11	0-0	3	4	1	12
Gordon	31	8-15	5-5	8	3	2	22
Sailes	26	2-4	0-0	2	2	2	4
Vassallo	16	2-6	3-6	4	2	4	8
Collins	19	2-3	1-3	6	1	2	5
Munson	15	5-6	0-0	1	3	2	12
Krabbendam	3	0-1	0-1	3	0	2	0
Tucker	6	1-2	1-2	1	0	1	3
Travis	1	0-0	0-0	0	0	0	0
Team							
Totals	200	30-58	14-23	39	18	24	80

Seton Hall	31	30	—	61
Virginia Tech	38	42	—	80

Halftime: VT 38, SH 31. **FG%** VT 51.7%, SH 27.7%. **3FG%** VT 42.9% (6-of-14), SH 23.8% (5-of-21).

FT% VT 60.9%, SH 60.6%. **Turnovers:** VT 17, SH 21 (Gause 6). **Blocked Shots:** VT 12 (Washington 4), SH 0. **Steals:** VT 16 (Gordon 7), SH 10. **Officials:** Kersey, Hess, Cahill.

GAME 12

Virginia Tech 94, Campbell 70
Dec. 23, 2006 • Blacksburg, Va.

Virginia Tech rallied from an eight-point, first-half deficit, using another huge game from guard Jamon Gordon, for a 94-70 victory over Campbell University in a non-conference game at Cassell Coliseum.

With the victory, the Hokies improved to 9-3 overall on the season. The win also marked Tech's fifth straight win, equaling the Hokies' longest winning streak since the 2004-05 season. Campbell fell to 4-5.

Campbell shot 55 percent from the floor and canned 15 3-pointers against the Hokies - both season highs by a Tech opponent. The Fighting Camels blustered the nets in the early going, hitting four 3-pointers in the first five minutes of the game to take a 12-4 lead. Tech gradually chipped away at that lead and outscored Campbell 15-9 in the final 12 minutes of the first half to take a 43-39 lead into halftime.

In the second half, Tech opened with an 8-1 spurt, took an 11-point lead, and never looked back. The Fighting Camels cut the lead to 10 on one occasion, but the Hokies' shooting in the second half - at 76 percent - enabled them to put the game away.

This affair featured a combined 25 3-pointers, with Tech tying a season high with 10 3-pointers. For the game, the Hokies shot 57.6 from the floor, including 62.5 percent from beyond the arc.

Gordon, who scored 22 points in Tech's previous win over Seton Hall, paced five Tech players in double figures, hitting 9-of-18 from the floor, including 3-of-4 from beyond the arc. Zabian Dowdell added 21 points, hitting 9-of-13 from the floor, including 3-of-5 from the arc. Deron Washington finished with 15 points and a career-high seven assists, while Nigel Munson and A.D. Vassallo each added 10 points.

Ruell Pringle led Campbell with 19 points and hit five 3-pointers. Ledell Eackles added 15 points and hit four treys. Eric Smith hit four treys for 14 points.

Campbell (4-5)

Player	MP	FG	FT	R	A	PF	TP
Rodriguez	20	1-4	0-0	2	2	3	2
Gibson	15	1-2	0-0	2	1	3	2
Pringle	31	7-9	0-0	0	2	3	19
Griffin	15	0-1	0-0	0	0	0	0
Smith	31	4-13	2-2	1	4	1	14
Vejraska	18	0-1	2-2	2	1	3	2
Wohlfeil	6	0-0	0-0	0	0	0	0
Bishop	22	4-5	0-2	1	0	3	10
Eackles	25	5-6	1-3	4	3	2	15
Hunt	17	2-3	2-5	5	0	3	6
Team							
Totals	200	24-44	7-14	17	13	21	70

VIRGINIA TECH (9-3, 1-0)

Player	MP	FG	FT	R	A	PF	TP
Washington	32	7-12	1-3	6	7	3	15
Witcher	18	2-2	1-2	4	0	3	5
Collins	19	2-4	3-4	2	3	0	7
Dowdell	29	9-13	0-0	2	3	0	21
Gordon	32	9-18	1-3	8	7	3	22
Munson	18	4-6	0-0	1	3	1	10
Krabbendam	8	0-1	2-6	1	0	1	2
Travis	2	0-0	0-0	0	0	0	0
Sailes	16	0-1	0-0	0	2	2	0
Diakite	3	1-1	0-0	2	0	0	2
Vassallo	19	4-8	0-1	7	1	3	10
Tucker	4	0-0	0-0	0	0	0	0
Team							
Totals	200	38-66	8-19	33	26	16	94

Campbell	39	31	—	70
Virginia Tech	43	51	—	94

Halftime: VT 43, CU 39. **FG%** VT 57.6%, CU 54.5%. **3FG%** VT 62.5% (10-of-16), CU 62.5% (15-of-24).

FT% VT 42.1%, CU 50%. **Turnovers:** VT 11 (Washington 4), CU 19 (Hunt, Smith, Eackles, 4). **Blocked Shots:** VT 2, CU (Vejraska 2). **Steals:** VT 12 (Washington 3), CU 3. **Officials:** Schnur, Perrone, Nestor.

Attendance: 9,847

GAME 13

Marshall 59, Virginia Tech 58
Dec. 30, 2006 • Huntington, W.Va.

Virginia Tech staged a large second-half comeback, but fell just short and lost to Marshall, 59-58, in the Cam Henderson Center Saturday afternoon. Tech falls to 9-4 on the season, while Marshall improves to 4-8 overall.

Marshall started the game hot and built a 21-point lead with 3:18 remaining in the first half before the Hokies cut the margin to 38-21 at the intermission. Marshall hit six of 13 three-point attempts in the first period and shot 43.8 percent at the break.

In the second half, the Hokies continually cut into the Herd lead, and when Coleman Collins hit a jumper, with 5:02 remaining, the score was tied, 51-51. Tech took the lead for the first time in the second half when Jamon Gordon hit a pair of free throws with 1:50 remaining. Marshall regained the lead on a lay-up by Markel Humphrey with 1:23 to play.

A pair of free throws by the Herd pushed the lead to three points, before Collins hit a lay-in with five seconds remaining. After a Tech foul, Marshall missed the front end of a one-and-one, giving the Hokies one final chance. But Zabian Dowdell's shot in the lane was blocked by Jean Francois Bro Grebe and time expired.

Dowdell led the Hokies with 17 points and Gordon added 12 points. A.D. Vassallo scored 10 points and Collins grabbed a team, season-high 14 rebounds in the contest. Mark Dorris of Marshall led all scorers with 20 points.

Tech held the Herd to 30.8 percent from the floor in the second half, including 0-of-10 from three-point range. The Hokies forced Marshall into 17 turnovers, but Marshall outrebounded Tech, 46-39.

VIRGINIA TECH (9-4, 1-0)

Player	MP	FG	FT	R	A	PF	TP
Washington	17	2-5	1-1	3	1	4	5
Witcher	26	2-6	1-2	4	0	3	5
Collins	22	4-9	1-4	14	0	2	9
Dowdell	37	7-18	2-2	0	3	0	17
Gordon	35	4-13	4-4	7	5	4	12
Munson	9	0-1	0-0	2	0	0	0
Krabbandam	2	0-1	0-0	1	0	0	0
Sailes	19	0-3	0-0	4	0	1	0
Diakite	5	0-0	0-0	0	0	0	0
Vassallo	23	5-11	0-0	2	0	2	10
Tucker	5	0-1	0-0	0	0	0	0
Team				2			
Totals	200	24-68	9-13	39	9	16	58

Marshall (4-8)

Player	MP	FG	FT	R	A	PF	TP
Aikens	34	4-12	2-3	9	0	1	11
Humphrey	28	3-10	0-1	8	2	2	7
Jackson	23	1-3	1-2	5	0	1	3
Ross	23	1-2	1-2	3	2	5	3
Dorris	31	7-13	3-6	4	1	4	20
Merthie	24	3-9	0-0	3	3	1	7
Whitted	19	1-6	2-2	3	3	0	4
Bro Grebe	17	2-3	0-0	4	0	1	4
Wilkerson	1	0-0	0-0	2	0	0	0
Team				5			
Totals	200	22-58	9-16	46	11	15	59

Virginia Tech	21	37	—	58
Marshall	38	21	—	59

Halftime: M 38, VT 21. **FG%** VT 35.3%, M 37.9%. **3FG%** VT 7.1% (1-of-14), M 26.1% (6-of-23). **FT%** VT 69.2%, M 56.3%. **Turnovers:** VT 10 (Gordon 3), M 17 (Aikens, Dorris, Merthie 3). **Blocked Shots:** VT 6, M 6 (Bro Grebe 5). **Steals:** VT 8 (Collins 3), M 3. **Officials:** Valentine, Maxwell, Hampton. Attendance: 4,042

GAME 14

Virginia Tech 65, Richmond 53
Jan. 1, 2007 • Blacksburg, Va.

Zabian Dowdell's game-high 22 points and Tech's 2-3 zone defense turned out to be the difference as the Hokies downed Richmond 65-53 in a non-conference game played Wednesday at Cassell Coliseum.

The win left the Hokies at 10-4 overall heading into an ACC showdown at Duke. Tech won its 14th straight non-conference game at home as well. Richmond lost its sixth straight, falling to 4-9 this season.

Dowdell scored 18 of his 22 points in the second half, and he scored all of his points off the bench.

Tech coach Seth Greenberg benched his starting backcourt of Dowdell and Jamon Gordon in what he termed a "coach's decision." He instead trotted out a starting lineup consisting of A.D. Vassallo, Robert Krabbendam, Nigel Munson, Deron Washington and Lewis Witcher.

This game thus marked just the fourth time in four years that Dowdell hasn't started a game for the Hokies, and the fourth time for Gordon as well.

Richmond's 3-point shooting gave the Spiders the lead for the first 31 minutes of the game. They led by as many as five with 11:15 to go, taking a 45-40 lead after David Brewster drained a 3-pointer from the wing. At that point, Greenberg made the decision that changed the game.

Switching to a three-quarters court trap and then dropping back into a 2-3 zone that extended out on Richmond's shooters, the Hokies were able to stop the bleeding and were able to go on a run of their own. After Brewster's 3-pointer, the Hokies scored the next eight points of the game, taking their first lead, 48-45, on a 3-pointer by Dowdell with 8:42 remaining.

Richmond countered when Peter Thomas hit a 3, tying the game with 7:41 left. Tech had the next seven points, a run that ended in Coleman Collins' steal and Dowdell's subsequent lay-up with 4:43 to go. Dowdell gave the Hokies a 57-48 lead and Richmond never came closer than four points the rest of the game.

Richmond (4-9)

Player	MP	FG	FT	R	A	PF	TP
Gonzalez	33	4-8	0-1	2	2	3	9
Hovde	24	1-2	0-0	1	1	3	3
Crank	11	2-4	0-0	1	1	2	4
Morris	35	6-9	1-2	2	6	4	17
Thomas	35	3-7	0-0	6	0	2	9
Gidding	4	1-2	0-0	0	0	1	2
Brewster	15	1-6	1-2	2	0	2	4
Geriot	25	2-5	0-0	6	1	5	5
Butler	18	0-1	0-0	2	1	3	0
Team				2			
Totals	200	20-44	2-5	24	12	25	53

VIRGINIA TECH (10-4, 1-0)

Player	MP	FG	FT	R	A	PF	TP
Washington	33	3-5	2-3	4	2	4	8
Witcher	9	0-1	0-0	0	0	1	0
Krabbandam	9	0-1	2-2	1	0	1	2
Munson	9	1-2	0-0	0	0	0	3
Vassallo	30	3-8	3-4	6	1	3	11
Dowdell	31	6-12	8-8	5	2	0	22
Gordon	29	2-6	2-4	3	5	3	6
Sailes	23	0-2	2-3	5	2	0	2
Collins	22	3-4	5-7	3	0	0	11
Tucker	5	0-1	0-0	1	0	1	0
Team							
Totals	200	18-42	24-31	28	12	13	65

Richmond	29	24	—	53
Virginia Tech	26	39	—	65

Halftime: UR 29, VT 26. **FG%** VT 42.9%, UR 45.5%. **3FG%** VT 41.7% (5-of-12), UR 40.7% (11-of-27). **FT%** VT 77.4%, UR 40%. **Turnovers:** VT 5, UR 12 (Geriot 4). **Blocked Shots:** VT 1 (Collins 1), UR 2 (Gonzalez, Geriot 1). **Steals:** VT 8 (Dowdell, Gordon, Sailes 2), UR 2. **Officials:** Kersey, Dorsey, Greenwood. Attendance: 9,847

GAME 15

Virginia Tech 69, Duke 67
Jan. 6, 2007 • Durham, N.C.

Jamon Gordon hit a tough shot in overtime, and Deron Washington blocked a potential game-winning shot at the buzzer to help the Virginia Tech men's basketball team register a stunning 69-67 overtime victory over the No. 5 Duke Blue Devils at Cameron Indoor Stadium on Saturday afternoon.

The win marked Tech's first ever over the Blue Devils at Cameron Indoor Stadium (0-13 coming in) and the Hokies' first victory over a top-five team since Feb. 1, 1986, when they downed No. 2 Memphis State 76-72 at Cassell Coliseum. Tech also knocked off a top-five team on the opponent's home floor for the first time since Dec. 1, 1962, when the Hokies beat No. 3 Kentucky 80-77 in Lexington, Ky.

Things appeared a bit bleak in overtime as Tech seemed to lose some momentum after leading much of the game. The Hokies missed their first four shots from the floor, and Duke ended up taking a 67-66 lead on a free throw by Josh McRoberts with 1:28 left. Gordon drove inside and launched a high, arcing shot that fell with 30.9 seconds left to give Tech a 68-67 lead.

After David McClure missed a jumper for Duke, A.D. Vassallo was fouled with 7.5 seconds left. He made the first free throw but missed the second, and McRoberts rebounded, tossing the ball to point guard Greg Paulus. Paulus launched a 3-pointer just as time expired, but Washington, a 6-foot-7 junior, swatted it into the stands, setting off a Tech celebration.

The Hokies controlled the game for the most part, leading for the first 28 minutes of the game before the Blue Devils grabbed their first lead. Tech led 64-61 in regulation after Dowdell drained two free throws with 29.4 seconds left. Duke tied the game when DeMarcus Nelson hit a 3-pointer over Washington with 18 ticks to go. Tech called a timeout with 12.9 seconds left to set up a final shot, but Dowdell's long 3 from the wing didn't draw iron, sending the game into overtime.

VIRGINIA TECH (11-4, 2-0)

Player	MP	FG	FT	R	A	PF	TP
Washington	35	3-7	5-8	8	3	4	11
Witcher	14	1-2	2-2	5	0	5	4
Collins	39	5-14	1-2	5	1	3	11
Dowdell	41	8-16	2-2	3	2	0	20
Gordon	40	7-11	2-2	6	2	1	17
Munson	3	0-1	0-0	0	0	0	0
Krabbandam	2	0-0	0-0	0	0	2	0
Sailes	23	0-2	0-0	0	2	0	0
Diakite	7	0-1	0-0	0	0	3	0
Vassallo	19	2-6	1-2	1	0	2	6
Tucker	2	0-0	0-0	0	0	1	0
Team				1			
Totals	225	26-60	13-18	29	10	21	69

Duke (13-2, 0-1)

Player	MP	FG	FT	R	A	PF	TP
McRoberts	44	5-9	6-12	10	4	3	16
McClure	25	0-1	1-2	6	0	2	1
Paulus	18	0-3	0-0	1	1	2	0
Nelson	39	8-13	2-2	5	2	4	22
Scheyer	44	3-7	5-6	4	1	2	12
Henderson	32	4-9	2-4	4	2	2	10
Thomas	17	2-3	0-0	2	0	1	4
Zoubek	6	0-0	2-2	1	1	0	2
Team				4			
Totals	225	22-45	18-28	37	11	16	67

Virginia Tech	38	26	5	69
Duke	33	31	3	67

Halftime: VT 34, DU 30. **FG%** VT 43.3%, DU 48.9%. **3FG%** VT 40% (4-of-10), DU 41.7% (5-of-12). **FT%** VT 72.2%, DU 64.3%. **Turnovers:** VT 7, DU 22 (McRoberts 3, Paulus 6). **Blocked Shots:** VT 3, DU 5 (McRoberts 3). **Steals:** VT 14 (Dowdell 5), DU 3. **Officials:** Valentine, Nestor, Styons. Attendance: 9,314

GAME 16

Virginia Tech 74, UNC Greensboro 51
Jan. 10, 2007 • Greensboro, N.C.

Showing no letdown after knocking off No. 5 Duke at Cameron Indoor Stadium four days ago, the Virginia Tech men's basketball team methodically dismantled UNC Greensboro, using a balanced offensive attack and stingy defense to register a 74-51 non-conference victory over the Spartans in front of 5,427 fans at the Greensboro Coliseum on Saturday night.

Worried about his team's mindset going into this game after the Duke win, Tech head coach Seth Greenberg preached consistency and focus, and he certainly got it. The Hokies held the Spartans to just 29.1 percent shooting from the floor, out-rebounded them by one, forced 15 turnovers and shot 48.3 percent from the floor themselves, including 66.7 percent from beyond the 3-point arc.

Tech used a 10-1 run early in the game to grab the lead, led by 12 at halftime, and then after UNC Greensboro's Kyle Hines scored to cut the lead to eight, 38-30, on a basket with 18:08 remaining, the Hokies went on a 17-0 run to blow open the game.

Coleman Collins scored eight of the 17 in that run, including three monstrous dunks. The final of the three came with 13:16 left in the game and gave the Hokies a 55-30 lead.

Hines' basket with 12:57 left stopped the bleeding for a moment for the Spartans. But Tech scored eight of the game's next nine points, including two 3-pointers by A.D. Vassallo, to take a 63-33 lead with under 11 minutes left. The 30-point margin turned out to be Tech's biggest of the night and the Spartans got no closer than 21 the rest of the game.

Collins became the third Tech player on the roster to score more than 1,000 points in his career. His final dunk put him over the top, giving him 1,001 career points. Tech is the only ACC school with three active players who have scored more than 1,000 points.

VIRGINIA TECH (12-4, 2-0)

Player	MP	FG	FT	R	A	PF	TP
Witcher	12	2-3	0-0	4	0	2	4
Collins	22	5-9	0-2	4	0	3	10
Dowdell	33	6-10	1-2	4	3	1	17
Washington	27	2-8	3-4	8	3	0	8
Gordon	21	4-7	1-1	3	5	4	10
Munson	16	0-3	0-0	2	3	0	0
Krabbendam	7	2-4	0-0	2	0	2	4
Sailes	20	1-2	3-4	2	1	0	5
Diakite	9	0-1	0-0	1	0	1	0
Vassallo	24	6-10	0-0	3	0	1	16
Tucker	9	0-1	0-0	2	1	2	0
Team				2			
Totals	200	28-58	8-13	37	16	16	74

UNC Greensboro (7-9)

Player	MP	FG	FT	R	A	PF	TP
Stywall	16	0-2	0-0	4	0	1	0
Hines	26	8-15	5-11	7	0	3	21
Johnson	27	0-3	0-2	3	2	1	0
Hickman	25	1-9	2-2	1	1	2	4
Toney	23	1-5	1-2	4	0	0	4
Koivisto	15	0-3	0-0	1	1	0	0
Simmons	3	0-0	0-0	1	1	0	0
Tooms	19	0-2	7-7	2	1	3	7
Oleksiak	18	3-8	0-0	3	2	1	7
Vlazny	3	2-5	0-0	1	0	1	6
Hardiman	2	0-0	0-0	0	0	0	0
Akinosho	8	1-1	0-0	1	0	0	2
Brown	10	0-2	0-0	3	0	0	0
Moore	5	0-0	0-0	1	0	1	0
Team				4			
Totals	200	16-55	15-24	36	8	13	51

Virginia Tech	36	38	—	74
UNC Greensboro	24	27	—	51

Halftime: VT 36, UNCG 24. **FG%** VT 48.3%, UNCG 29.1%. **3FG%** VT 66.7% (10-of-15), UNCG 18.2% (4-of-22). **FT%** VT 61.5%, UNCG 62.5%. **Turnovers:** VT 12, UNCG 15 (Oleksiak 4). **Blocked Shots:** VT 9 (Washington 3), UNCG 3. **Steals:** VT 7 (Collins, Washington 2), UNCG 5. **Officials:** Steed, Natili, Ayers. Attendance: 5,427

GAME 17

Virginia Tech 94, North Carolina 88
Jan. 13, 2007 • Blacksburg, Va.

Finding some of the magic from 24 years ago - almost to the day - when Tech last beat a No. 1 team, the Hokies got balanced scoring on offense and used solid defense to force 17 turnovers and hold North Carolina to 43.8 percent shooting from the floor en route to a shocking 94-88 ACC victory over the top-ranked Tar Heels at Cassell Coliseum on Saturday.

The win marked Tech's first over a top-ranked team since Jan. 10, 1983, when the Hokies beat then-No. 1 Memphis State 69-56 at Cassell Coliseum.

Tech led by as many as 23 in the second half and by 19 with 3:36 left in the game, but the Tar Heels put together one of their patented runs. North Carolina outscored Tech 24-8 over the next 3:20, using three 3-pointers and three traditional three-point plays.

The Tar Heels then fouled Zabian Dowdell with 14.8 seconds remaining and Dowdell hit one of two free throws to give Tech a 92-88 lead. On the ensuing possession, UNC's Danny Green missed a 3-pointer and Jamon Gordon rebounded for the Hokies. After getting fouled, Gordon canned both free throws with 4.5 seconds left to assure the Hokies of the victory.

In the early going, it looked as though the Tar Heels were going to take control of the game. North Carolina jumped out to an early 17-9 lead and the Tar Heels led by seven, 21-13. After that, it was all Tech until the final three and a half minutes when the Hokies outscored the Tar Heels 70-43. Tech led by as many as 11 in the first 20 minutes and took a 10-point lead into the locker room.

The Hokies scored more points against North Carolina than any team this season. Tech's bench, led by A.D. Vassallo's 17 points and Nigel Munson's 10, outscored UNC's bench 36-23. The win marked Tech's fourth over a nationally-ranked team since joining the ACC. It marked Tech's fifth win over a ranked team in Greenberg's three-plus years.

North Carolina (15-2, 2-1)

Player	MP	FG	FT	R	A	PF	TP
Terry	16	2-6	0-0	3	3	1	5
Wright	25	6-9	1-8	8	0	2	13
Hansbrough	34	5-13	9-10	15	1	2	19
Ellington	27	4-12	2-2	2	1	2	12
Lawson	24	6-10	2-3	3	6	4	16
Ginyard	19	2-6	1-2	3	0	5	5
Frasor	6	0-1	1-2	1	1	1	1
Thomas	7	0-1	0-0	1	2	1	0
Graves	0+	0-0	0-0	0	0	0	0
Green	14	1-5	0-0	4	0	3	3
Thompson	10	3-3	0-2	0	0	2	6
Miller	14	2-5	0-0	1	2	2	6
Stepheson	4	1-2	0-0	1	0	0	2
Team				5			
Totals	200	32-73	8-26	47	16	25	88

VIRGINIA TECH (13-4, 3-0)

Player	MP	FG	FT	R	A	PF	TP
Washington	10	3-6	0-0	3	1	5	6
Witcher	10	0-2	0-0	2	0	4	0
Collins	33	4-6	4-4	5	0	2	12
Dowdell	33	5-9	11-15	3	3	0	23
Gordon	32	6-16	5-7	6	6	4	17
Munson	17	3-4	2-2	2	3	22	10
Krabbendam	4	0-0	0-0	1	0	1	0
Sailes	11	0-0	0-0	0	0	1	0
Diakite	14	3-4	0-0	3	0	5	6
Vassallo	28	5-9	5-6	3	1	3	17
Tucker	8	1-1	0-0	0	0	0	3
Team				5			
Totals	200	30-57	27-38	33	14	27	94

North Carolina	37	51	—	88
Virginia Tech	47	47	—	94

Halftime: VT 47, UNC 37. **FG%** VT 52.6%, UNC 43.8%. **3FG%** VT 53.8% (7-of-13), UNC 30.8% (8-of-26). **FT%** VT 71.1%, UNC 55.2%. **Turnovers:** VT 11 (Dowdell 4), UNC 17 (Lawson, Hansbrough 4). **Blocked Shots:** VT 5 (Diakite 3), UNC 4. **Steals:** VT 14 (Gordon 5), UNC 7. **Officials:** Wood, Natili, Hull. Attendance: 9,847

GAME 18

Florida State 82, Virginia Tech 73
Jan. 17, 2007 • Tallahassee, Fla.

Virginia Tech fell short in its comeback bid and lost, 82-73, to Florida State Wednesday night in at the Tucker Center in Tallahassee. The Hokies fall to 13-5 overall and 3-1 in ACC action, while the Seminoles improve to 13-5 overall and 1-3 in league play.

The Hokies fell behind by as many as 18 points in the first half and trailed 39-23 at the intermission. Tech then opened the second half on a 28-13 run to cut the lead to 52-51 on a jumper by Coleman Collins with 9:35 remaining. Florida State held on with excellent free throw shooting at the end for the win.

Tech shot 70.8 percent from the floor in the second half and was 26 of 46 from the field in the game. Florida State hit 31 of its 34 free throw attempts and out rebounded the Hokies, 30-22, for the game.

Florida State's Al Thornton scored all 27 of his points in the second half to pace the Seminoles after halftime. He and Toney Douglas scored 49 of FSU's 82 points. Zabian Dowdell led the Hokies with 23 points; Deron Washington added 18 points and Coleman Collins scored 15 points in the loss.

VIRGINIA TECH (13-5, 3-1)

Player	MP	FG	FT	R	A	PF	TP
Washington	30	7-11	2-4	1	1	3	18
Witcher	13	0-0	0-0	0	0	0	0
Collins	29	6-7	3-4	6	3	4	15
Dowdell	37	6-14	10-14	4	5	1	23
Gordon	34	4-7	0-0	3	7	5	8
Munson	17	2-3	0-0	1	2	2	4
Krabbendam	2	0-1	0-0	0	0	0	0
Sailes	10	0-2	2-4	2	2	1	2
Diakite	9	0-0	0-0	1	0	1	0
Vassallo	15	1-1	0-0	1	0	5	3
Tucker	4	0-0	0-0	0	0	2	0
Team							
Totals	200	26-46	17-26	19	20	24	73

Florida State (13-5, 1-3)

Player	MP	FG	FT	R	A	PF	TP
Thornton	37	8-14	10-11	13	1	1	27
Echefu	13	1-1	3-3	2	0	4	6
Swann	29	3-6	2-2	4	3	3	9
Douglas	33	6-11	9-11	2	2	4	22
Rich	36	3-8	2-2	4	3	3	9
Mims	19	0-2	2-2	0	1	1	2
Allen	10	1-4	2-2	2	1	2	5
Breeden	7	0-1	0-0	0	0	3	0
Reid	22	1-2	1-1	1	0	0	3
Team							
Totals	200	23-49	31-34	27	10	24	82

Virginia Tech	23	50	—	73
Florida State	39	43	—	82

Halftime: VT 23, FSU 39. **FG%** VT 56.5%, FSU 46.9%. **3FG%** VT 36.4% (4-of-11), FSU 33.3% (5-of-15). **FT%** VT 65.4%, FSU 91.2%. **Turnovers:** VT 14 (Gordon 4), FSU 13. **Blocked Shots:** VT 2, FSU 3 (Thornton 2). **Steals:** VT 5 (Dowdell 4), FSU 3. **Officials:** Clinton, Dorsey, Luckie. Attendance: 8,360

GAME 19

Virginia Tech 67, Maryland 64
Jan. 21, 2007 • Blacksburg, Va.

The Virginia Tech men's basketball team used a gritty effort on the defensive end and pieced together enough plays in overtime to knock off the Maryland Terrapins, 67-64, in an ACC game played Sunday night at Cassell Coliseum in front of mostly Tech's student body.

A winter storm blasted Blacksburg with sleet and ice for much of the day on Sunday, and knowing that few season ticket holders were going to show for this one, administrators from within the Tech athletics department decided to allow any student with an I.D. into the game for free. As a result, thousands of students got prime seating as opposed to being just behind the one goal. Their boisterous cheering carried the Hokies and the players responded. Tech improved to a perfect 10-0 at Cassell this season.

In overtime, Maryland grabbed a quick two-point lead, but the Hokies scored the next six points and took a 65-61 lead on a basket by Zabian Dowdell with 2:09 left. Tech later took a five-point lead, 67-62, on a tip-in by Coleman Collins with 1:11 to go.

Maryland ultimately cut the lead to three, 67-64, on two free throws by D.J. Strawberry with 50 seconds left. On the ensuing possession for Tech, Dowdell missed a lay-up with 21 seconds remaining.

Maryland called a timeout with 16.5 seconds left. Needing a 3-pointer, Mike Jones inexplicably drove the lane and threw up a wild shot that missed.

The Hokies controlled much of the second half until the final six minutes. Tech led by eight, 58-50, after a basket by Collins with 6:23 left in regulation. But that turned out to be the last Hokie basket before overtime. Maryland went on a 9-0 run to take the lead, 59-58, on two free throws by Strawberry with 1:45 left. Collins' free throw with 59.3 seconds to go tied the game at 59 and set up an exciting ending to regulation.

Maryland (15-5, 1-4)

Player	MP	FG	FT	R	A	PF	TP
Gist	35	3-11	2-2	8	0	4	8
Ibekwe	32	1-4	1-2	9	0	4	3
Strawberry	40	5-13	5-7	3	3	3	16
Vasquez	29	4-9	3-4	5	3	4	12
Jones	28	4-12	2-2	4	0	1	12
Milbourne	4	0-0	0-0	0	0	1	0
Hayes	28	2-5	0-0	0	1	0	5
Brown	7	0-0	0-0	2	2	0	0
Bowers	16	1-5	1-2	5	1	1	3
Osby	6	2-3	1-2	1	0	0	5
Team				3			
Totals	225	22-62	15-21	40	10	18	64

VIRGINIA TECH (14-5, 4-1)

Player	MP	FG	FT	R	A	PF	TP
Washington	23	1-8	0-2	7	0	5	2
Witcher	6	1-3	0-0	2	0	2	2
Collins	37	5-9	1-2	14	0	1	11
Dowdell	40	8-13	3-5	5	2	2	19
Gordon	37	4-17	8-9	7	2	4	16
Munson	8	0-1	2-2	0	1	0	2
Krabbandam	11	0-1	1-2	2	0	1	1
Sailes	11	0-1	0-0	1	1	0	0
Diakite	21	4-5	1-2	3	0	0	9
Vassallo	28	2-5	0-0	4	2	2	5
Tucker	3	0-0	0-0	0	0	0	0
Team				2			
Totals	225	25-63	16-24	47	8	17	67

Maryland 33 26 5 — 64
Virginia Tech 34 25 8 — 67

Halftime: VT 34, MD 33. **FG%** VT 39.7%, MD 35.5%. **3FG%** VT 16.7% (1-of-6), MD 33.3% (5-of-15). **FT%** VT 66.7%, MD 71.4%. **Turnovers:** VT 15, MD 15 (Strawberry 6). **Blocked Shots:** VT 8, MD 8 (Ibekwe 5). **Steals:** VT 10 (Gordon 6), MD 8.

Officials: Valentine, Eades, Lopes.
Attendance: 9,847

GAME 20

Virginia Tech 92, Miami 85
Jan. 23, 2007 • Coral Gables, Fla.

Playing a game 48 hours after an overtime victory over Maryland, Virginia Tech scored 13 of the game's first 15 points, led by as many as 21 in the first half, and then held on down the stretch to notch a 92-85 victory over the Miami Hurricanes in an ACC game played at the BankUnited Center on Tuesday night.

The victory marked just Tech's second on an opposing team's home court this season, but the Hokies continued their success overall, winning for the 11th time in their past 13 games. The Hokies, who beat Miami for just the second time ever in south Florida, improved to 15-5 overall on the season, 5-1 in the ACC, remaining in a tie for first place in the league standings. Miami lost for the fourth straight time and for the fifth time in its past six games, falling to 9-12 overall, 2-5 in the league.

The Hokies saw Miami whittle a 21-point lead to four late in the game. Jack McClinton's lay-up with 3:39 cut the lead to 76-72, but Tech's Zabian Dowdell scored with 3:11 left to push the lead back to six. McClinton scored again with 2:47 left to cut the lead to 78-74, but Tech's Deron Washington answered with 2:19 to go to give Tech an 80-74 lead.

Miami got no closer than five points the rest of the game as Washington turned out to be pivotal for the Hokies down the stretch. He connected on two three-point plays on back-to-back possessions - the last coming with 53 seconds left that gave Tech an 88-79 lead. He scored 10 of his 23 points in the final 4:35, helping propel Tech to the win.

Tech also got a huge game from Dowdell, the senior from nearby Pahokee, Fla. Playing in front of an estimated 50 family members and friends in south Florida for the final time, Dowdell scored a career-high 30 points, hitting 7-of-10 from the field and 15-of-18 from the free-throw line.

VIRGINIA TECH (15-5, 5-1)

Player	MP	FG	FT	R	A	PF	TP
Dowdell	38	7-10	15-18	3	5	2	30
Washington	30	8-11	5-7	10	3	2	23
Witcher	9	0-2	0-0	0	1	0	0
Gordon	35	2-4	2-4	7	5	4	7
Collins	27	0-2	4-4	3	2	5	4
Munson	4	0-1	0-0	0	0	1	0
Krabbandam	3	1-1	0-0	0	0	1	2
Sailes	20	1-2	2-3	1	0	1	4
Diakite	9	1-2	2-2	1	0	2	4
Vassallo	22	5-8	2-2	3	0	1	16
Tucker	3	0-0	2-2	1	0	0	2
Team				1			
Totals	200	25-43	34-42	30	16	19	92

Miami (9-12, 2-5)

Player	MP	FG	FT	R	A	PF	TP
Harris	24	3-5	0-0	2	1	4	6
Clemente	29	8-17	4-4	4	5	4	24
Collins	17	1-1	2-2	4	0	4	4
Asbury	35	6-14	2-3	5	2	2	14
McClinton	32	7-16	2-2	3	1	3	18
Gilbert	1	0-0	0-0	0	0	0	0
Dews	27	1-3	1-2	3	0	4	3
Hicks	30	4-11	8-8	7	1	4	16
Copeland	5	0-0	0-0	0	0	2	0
Team				2			
Totals	200	30-67	19-21	30	10	27	85

Virginia Tech 42 50 — 92
Miami 29 56 — 85

Halftime: VT 42, UM 29. **FG%** VT 58.1%, UM 44.8%. **3FG%** VT 50% (8-of-16), UM 27.3% (6-of-22). **FT%** VT 81%, UM 90.5%. **Turnovers:** VT 12 (Gordon 3), UM 8 (Harris 3). **Blocked Shots:** VT 3 (Gordon, Collins, Diakite 1), UM 0. **Steals:** VT 6 (Dowdell 4), UM 6.

Officials: Kersey, Ayers, Donato.
Attendance: 3,180

GAME 21

Virginia Tech 73, Georgia Tech 65
Jan. 28, 2007 • Atlanta, Ga.

The Virginia Tech Hokies used torrid shooting, and mixed in some terrific defense and timely free-throw shooting to down Georgia Tech 73-65 in an ACC game played Sunday afternoon at Alexander Memorial Coliseum in Atlanta, snapping the Yellow Jackets' perfect mark at home in the process.

The Hokies, coming off a victory in Miami, now have won back-to-back "true" road games for the first time since 1985 when they resided in the Metro Conference and won at Florida State and South Carolina.

The Hokies took an early nine-point lead against and then used an 8-1 run to close the first half and lead by eight, 38-30. After Georgia Tech's Jeremis Smith opened the second half with a basket, the Hokies scored the next four points, taking their biggest lead on a Collins dunk to make it 42-32 with 17:43 left in the game.

The Yellow Jackets cut the lead to four with 1:50 to go. Jamon Gordon took exception to a hard foul by Georgia Tech's Mouhammad Faye and gave him a slight shove, and official Reggie Greenwood whistled Gordon for a technical. Anthony Morrow's free throw cut the lead to 62-56, and keeping the ball as a result of the technical, Georgia Tech got even closer when Zach Peacock scored with 1:50 remaining to make it 62-58.

That was as close as Georgia Tech would get. The Hokies canned 11-of-13 from the free-throw line in the final 1:48, with Dowdell hitting all six of his attempts.

Dowdell, a senior from Pahokee, Fla., paced the Hokies with a game-high 23 points, hitting 7-of-13 from the floor and all eight of his free-throw attempts. A.D. Vassallo, who got the start in place of Deron Washington because Washington missed a class earlier in the week, added 19 points and 10 rebounds for Tech. Collins added 13 points and seven rebounds, returning to his hometown for the final time. Four of his five baskets were dunks.

VIRGINIA TECH (16-5, 6-1)

Player	MP	FG	FT	R	A	PF	TP
Witcher	14	2-3	1-1	3	0	1	5
Collins	34	5-6	3-4	7	2	3	13
Vassallo	34	7-9	2-3	10	1	1	19
Dowdell	35	7-13	8-8	3	8	2	23
Gordon	30	1-4	2-4	5	7	4	4
Munson	4	0-2	0-0	1	0	1	0
Washington	28	2-4	3-5	2	1	2	7
Sailes	7	0-0	0-0	0	0	1	0
Diakite	14	1-1	0-0	2	0	1	2
Team				2			
Totals	200	25-42	19-25	35	19	16	73

Georgia Tech (13-7, 2-5)

Player	MP	FG	FT	R	A	PF	TP
Smith	30	2-6	1-2	4	2	5	5
Young	27	2-10	1-2	5	1	1	6
Dickey	19	0-3	0-0	3	0	2	0
Crittenton	33	5-19	0-1	4	4	1	12
Faye	27	7-13	2-3	9	1	2	17
West	16	2-3	0-1	2	2	2	4
Morrow	25	7-11	1-2	1	0	5	18
Peacock	23	1-6	1-2	4	0	4	3
Team				1			
Totals	200	26-71	6-13	33	10	22	65

Virginia Tech 38 35 — 73
Georgia Tech 30 35 — 65

Halftime: VT 38, GT 30. **FG%** VT 59.5%, GT 36.6%. **3FG%** VT 30.8% (4-of-13), GT 31.8% (7-of-22). **FT%** VT 76%, GT 46.2%. **Turnovers:** VT 16 (Gordon 3), GT 11. **Blocked Shots:** VT 4 (Gordon, Collins, Diakite, Sailes 1), GT 2 (Smith, Peacock 1). **Steals:** VT 4, GT 9 (Crittenton 4).

Officials: Kitts, Greenwood, Driscoll.
Attendance: 9,191

GAME 22

NC State 70, Virginia Tech 59
Jan. 31, 2007 • Blacksburg, Va.

Cold shooting and poor defense turned out to be the Hokies' undoing as Virginia Tech fell 70-59 to N.C. State in an ACC game played at Cassell Coliseum on Wednesday night.

The loss - Tech's first at home this season - dropped the Hokies to 16-6 overall on the season and 6-2 in the ACC. It snapped the Hokies' three-game winning streak and extended a losing streak to the Wolfpack to three games. N.C. State moved to 12-8 overall, 2-5 in the league.

Despite a poor shooting first half, Tech managed to grab a 36-35 lead on a short jumper by Deron Washington with 16:42 left in the game. That turned out to be the Hokies' only lead of the game.

N.C. State immediately retook the lead and opened the bulge to eight with 7:22 remaining in the game. Tech then put together a small 8-2 run and cut the lead to two, 55-53, on a lay-up by Jamon Gordon with 4:37 left.

With the momentum at that point, the Hokies hoped to get a stop. But N.C. State's Brandon Costner drilled a deep 3-pointer from the top of the key with 4:19 remaining. The Wolfpack scored four straight after that, capping a 7-0 run, and Tech never recovered.

Zabian Dowdell led the Hokies with 16 points, extending his streak of scoring in double figures at Cassell Coliseum to 36 games. Washington and Gordon each finished with 12 points.

N.C. State, which shot 53.1 percent from the floor, got a huge game from Ben McCauley. He scored a game-high 20 points, hitting 10-of-14 from the floor. Gavin Grant scored 16 points - all in the second half - and grabbed 10 rebounds. Engin Atsur finished with 14 points and hit four 3-pointers.

NC State (12-8, 2-5)

Player	MP	FG	FT	R	A	PF	TP
Grant	35	5-8	6-8	10	3	2	16
Costner	35	2-8	4-4	11	1	1	9
McCauley	40	10-14	0-3	7	2	4	20
Fells	33	4-7	3-6	5	1	1	11
Atsur	35	5-11	0-0	2	2	3	14
Ferguson	3	0-1	0-0	0	1	0	0
Nieman	14	0-0	0-0	1	0	2	0
Horner	5	0-0	0-0	0	0	3	0
Team				6			
Totals	200	26-49	13-21	42	10	16	70

VIRGINIA TECH (16-6, 6-2)

Player	MP	FG	FT	R	A	PF	TP
Washington	33	5-11	2-4	8	0	4	12
Witcher	10	1-2	0-0	3	0	0	2
Collins	19	0-5	0-2	3	1	1	0
Dowdell	38	4-11	7-9	7	2	4	16
Gordon	32	4-14	4-4	3	3	3	12
Munson	4	0-0	0-0	0	1	0	0
Krabbandam	7	0-2	0-0	1	0	0	0
Sailes	19	2-3	1-2	0	0	0	5
Diakite	11	2-3	0-0	1	0	1	4
Vassallo	25	2-7	0-0	0	1	3	6
Tucker	2	1-2	0-0	1	0	0	2
Team				2		1	
Totals	200	21-60	14-21	29	8	17	59

NC State	30	40	—	70
Virginia Tech	28	31	—	59

Halftime: NC 30, VT 28. **FG%** VT 35%, NC 53.1%. **3FG%** VT 30% (3-of-10), NC 27.8% (5-of-18). **FT%** VT 66.7%, NC 61.9%. **Turnovers:** VT 5, NC 14 (Costner, McCauley 4). **Blocked Shots:** VT 2, NC 3 (Grant 3). **Steals:** VT 9 (Gordon 3), NC 2. **Officials:** Maxwell, Stuart, Cahill. Attendance: 9,847

GAME 23

Boston College 80, Virginia Tech 59
Feb. 3, 2007 • Chestnut Hill, Mass.

Boston College defeated #16/18 Virginia Tech, 80-59, in ACC men's basketball action Saturday afternoon at the Conte Forum. With the loss, the Hokies fall to 16-7 overall and 6-3 in ACC play, while BC improves to 16-6 overall and 7-2 in league action.

The Eagles jumped out to a 10-1 lead early in the contest and never trailed. BC took a 47-26 lead into intermission, before the Hokies cut the lead to 51-37 on dunk by Deron Washington with 15:17 to play. Tech made several runs at the Eagles in the second half, but could not cut the lead inside 14 points after halftime.

Washington led the Hokies with 18 points and Zabian Dowdell added 17 points in the loss. Jamon Gordon had eight points, 10 rebounds and five assists for Tech. Jared Dudley led the Eagles with 30 points and 13 rebounds and Tyrese Rice added 20 points for BC.

The Hokies outscored BC in the paint, 34-28, but the Eagles out rebounded Tech, 35-30, and forced the Hokies into 11 turnovers, while only turning the ball over nine times. BC also hit 12-of-31 three-point field goal attempts and held Tech to just two baskets from behind the arc in the contest.

Virginia Tech will now take the next week off before returning to action on Saturday afternoon, as they host intra-state rival Virginia in Cassell Coliseum. Tip off in the regionally-televised game will be at 4 p.m.

VIRGINIA TECH (16-7, 6-3)

Player	MP	FG	FT	R	A	PF	TP
Washington	31	7-11	4-6	6	0	4	18
Witcher	9	0-0	0-0	0	1	0	0
Collins	24	2-3	2-2	3	0	0	6
Dowdell	38	7-15	3-4	6	2	2	17
Gordon	34	4-12	0-0	10	5	1	8
Munson	8	0-0	0-0	0	1	0	0
Krabbandam	7	0-0	0-1	0	0	0	0
Diakite	14	1-2	0-0	1	0	2	2
Vassallo	33	3-10	0-0	2	0	3	8
Tucker	2	0-0	0-0	0	0	0	0
Team				2			
Totals	200	24-53	9-13	30	9	12	59

Boston College (16-6, 7-2)

Player	MP	FG	FT	R	A	PF	TP
Dudley	33	11-15	4-5	13	4	3	30
Spears	23	3-4	2-2	2	0	0	8
Oates	15	0-1	0-0	3	3	3	0
Rice	40	8-16	0-0	4	8	1	20
Marshall	34	3-13	2-2	0	2	1	10
Haynes	13	1-5	0-0	0	2	1	3
Roche	17	2-5	0-0	5	0	2	5
Blair	25	2-3	0-0	6	1	3	4
Team				2			
Totals	200	30-62	8-9	35	20	14	80

Virginia Tech	26	33	—	59
Boston College	47	33	—	80

Halftime: BC 47, VT 26. **FG%** VT 45.3%, BC 48.4%. **3FG%** VT 28.6% (2-of-7), BC 38.7% (12-of-31). **FT%** VT 69.2%, BC 88.9%. **Turnovers:** VT 11 (Washington 4), BC 9 (Rice 4). **Blocked Shots:** VT 4, BC 3 (Blair 3). **Steals:** VT 7 (Gordon 3), BC 3. **Officials:** Wood, Eades, Clinton. Attendance: 8,606

GAME 24

Virginia Tech 84, Virginia 57
Feb. 10, 2007 • Blacksburg, Va.

Looking fresh and rested after not having played for the past seven days, the Virginia Tech men's basketball team jumped out to an 11-2 lead to start the game, led by as many as 23 points in the first half and never looked back, running rival Virginia out of the building en route to a 84-57 ACC victory over the Cavaliers at Cassell Coliseum on Saturday afternoon.

The win snapped the Hokies' two-game losing streak and a four-game losing streak to the Cavaliers. Tech improved to 17-7 overall, 7-3 in the ACC. Virginia, winners of seven straight coming into the game, fell to 16-7 overall, 8-3 in the ACC.

The margin of victory was the second largest for the Hokies over a UVA team. Tech downed the Cavaliers 105-70 in 1961, the year Cassell Coliseum opened.

The Hokies jumped out to the big lead due to some sharp shooting. They made 15 of their first 21 shots from the floor, and A.D. Vassallo's bucket with 7:21 left in the first half capped an 11-0 run, giving Tech a 36-13 lead. Despite scoring just two points the rest of the half, the Hokies led by 16 at the break.

Tech played most of game without Zabian Dowdell, who picked up two fouls in the first four minutes of the game and sat the remainder of the half. Deron Washington picked up the slack, scoring 12 points and grabbing nine rebounds in the first half.

In the second half, UVA cut the Tech lead to 11 on three free throws by J.R. Reynolds with 18:35 left in the game. Tech answered by going on a 19-4 run that ended with a Washington basket with 12:10 left in the game that gave Tech a 57-31 lead.

Tech's largest lead was 29 points. The Hokies held a 20-point or more lead the final 13:58 of the game. Aided by 18 fast-break points that included several dunks, Tech shot 57.7 percent from the floor. The Hokies became the first team in 13 games to shoot better than 50 percent against UVA.

Virginia (16-7, 8-3)

Player	MP	FG	FT	R	A	PF	TP
Mikalaukas	5	0-1	0-0	0	0	0	0
Diane	16	1-5	0-0	4	0	0	2
Cain	21	1-5	0-0	1	1	3	2
Reynolds	35	7-18	7-8	3	1	1	21
Singletary	27	5-11	0-0	1	2	3	13
Harris	22	2-6	2-4	5	0	2	7
Tucker	4	1-2	0-0	2	0	0	2
Soroye	19	1-1	0-0	2	0	4	2
Joseph	12	0-6	0-0	1	0	1	0
Burns	1	0-0	0-0	1	0	0	0
Pettinella	14	0-0	0-2	4	0	1	0
Tat	23	3-9	2-2	6	1	3	8
Meyinsse	1	0-0	0-0	0	0	0	0
Team				6			
Totals	200	21-64	11-16	36	5	18	57

Virginia Tech (17-7, 7-3)

Player	MP	FG	FT	R	A	PF	TP
Washington	37	9-16	3-4	10	3	3	22
Vassallo	39	7-9	4-4	8	3	2	22
Collins	28	2-6	2-2	4	3	1	6
Dowdell	15	1-4	2-2	1	0	4	5
Gordon	38	4-8	6-6	3	6	1	15
Munson	11	3-3	0-0	3	1	2	6
Vinson	1	0-0	0-0	0	0	0	0
Travis	1	0-0	0-0	0	0	0	0
Sailes	18	3-5	0-0	2	0	3	6
Diakite	12	1-1	0-1	1	1	2	2
Team				3			
Totals	200	30-52	7-19	35	17	18	84

Virginia	22	35	—	57
Virginia Tech	38	46	—	84

Halftime: VT 38, UV 22. **FG%** VT 57.7%, UV 32.8%. **3FG%** VT 38.9% (7-of-18), UV 22.2% (4-of-18). **FT%** VT 89.5%, UV 68.8%. **Turnovers:** VT 12, UV 11 (Singletary 5). **Blocked Shots:** VT 11 (Collins 6), UV 1. **Steals:** VT 7 (Gordon 5), UV 2. **Officials:** Edsall, Natilli, Dorsey. Attendance: 9,847

GAME 25

Virginia Tech 81, North Carolina 80
Feb. 13, 2007 • Chapel Hill, N.C.

Virginia Tech rallied from a six-point deficit with under four minutes to play to tie the game in regulation, and Deron Washington blocked Ty Lawson's late-second, game-winning attempt as the Hokies pulled off the improbable, knocking off No. 4-ranked North Carolina 81-80 in overtime in an ACC game played at the Dean E. Smith Center on Tuesday night.

The win enabled the Hokies to sweep the season series over the Tar Heels, and marked Tech's first in Chapel Hill since winning 81-75 in 1966. The Hokies became just the fourth team ever to win at Duke and at UNC in the same season and the first since Georgia Tech in the 1995-96 season.

In overtime, Tech led 81-79 late, but Jamon Gordon fouled North Carolina's Tyler Hansbrough with 13.9 seconds left and he hit the second of two free throws to cut the Tech lead to one. The Hokies got the ball inbound, and North Carolina fouled Tech's Markus Sailes with 7.1 seconds left. Sailes missed both free throws and the Tar Heels pushed the ball up the court.

Lawson tried to put up a 3-pointer at the top of the key, but Washington nearly stripped him before he got the shot up. Lawson regained possession, but Washington swatted the shot away as the horn sounded.

In regulation, Tech trailed 71-65 with 4:20 left to play, but the Hokies refused to give up. Tech scored the next seven points, taking a one-point lead on a basket by Zabian Dowdell with 2:35 to go.

UNC retook the lead on a bucket by Danny Green. Washington was fouled on an offensive rebound with 36.4 seconds left. Washington went out of the game with a sprained ankle, forcing Greenberg to insert Nigel Munson to shoot two free throws. Munson missed the first, but made the second, tying the game at 73.

UNC called a timeout with 19 seconds left, but Lawson missed on a long 3-point attempt at the buzzer, sending the game into overtime.

Virginia Tech (18-7, 8-3)

Player	MP	FG	FT	R	A	PF	TP
Washington	33	5-15	0-2	14	4	3	12
Witcher	9	1-2	2-2	6	0	4	4
Collins	31	3-12	1-1	6	0	5	7
Gordon	36	5-11	0-0	3	4	5	10
Dowdell	41	7-15	1-3	2	1	33	
Diakite	17	4-6	1-2	6	0	1	9
Vassallo	36	2-10	0-0	1	0	3	5
Sailes	12	0-0	0-2	0	0	0	0
Munson	7	0-0	1-2	0	1	1	1
Tucker	1	0-0	0-0	0	0	0	0
Krabbendam	2	0-0	0-0	0	0	0	0
Team				4			
Totals	225	27-71	22-30	43	11	23	81

North Carolina (22-4, 8-3)

Player	MP	FG	FT	R	A	PF	TP
Reyshawn	21	4-9	0-0	6	0	5	9
Hansbrough	32	4-10	14-18	8	1	4	22
Wright	26	3-7	0-2	7	0	1	6
Ellington	30	4-13	5-7	3	1	1	14
Lawson	39	6-14	0-2	3	5	3	13
Green	17	2-4	2-2	4	1	0	6
Thompson	13	1-2	2-2	2	0	2	4
Ginyard	24	1-2	2-2	3	1	2	4
Stepheson	7	1-2	0-0	0	0	1	2
Frasor	5	0-1	0-2	1	0	0	0
Miller	10	0-1	0-0	2	1	0	0
Thomas	1	0-0	0-0	1	1	2	0
Team				5			
Totals	225	26-65	25-37	45	11	21	80

Virginia Tech 30 43 8 — 81
North Carolina 34 39 7 — 80

Halftime: UNC 34, VT 30. **FG%** VT 38%, UNC 40%. **3FG%** VT 38.5% (5-of-19), UNC 17.6% (3-of-17). **FT%** VT 73.3%, UNC 67.6%. **Turnovers:** VT 10 (Washington 4), UNC 9. **Blocked Shots:** VT 4 (Washington 2), UNC 3 (Stepheson 2). **Steals:** VT 6 (Washington, Dowdell 2), UNC 5 (Reyshawn 2). **Officials:** Luckie, Caldwell, Shaw.
Attendance: 21,750

GAME 26

NC State 81, Virginia Tech 56
Feb. 18, 2007 • Raleigh, N.C.

N.C. State blistered the nets for the entire game, and for the second time in three weeks, the Hokies couldn't overcome the Wolfpack's hot shooting, suffering their worst loss of the season, 81-56, in an ACC game played Sunday afternoon in front of 19,700 patrons at the RBC Center in Raleigh.

N.C. State shot 66.7 percent from the floor and 73.3 percent from beyond the 3-point arc, hitting 11 3-pointers on 15 attempts. The percentage marked the best against the Hokies this season and Tech allowed only Boston College to hit more 3-pointers (12).

In the first half, the Wolfpack made 10 of their first 11 shots and 12 of their first 14, bolting out to an 11-point advantage. Tech sliced into the lead, cutting it to 32-29 on a 3-pointer by A.D. Vassallo with 5:52 left in the half. But N.C. State scored the next seven points and ultimately went into the locker room up by 12, 45-33, at halftime.

In the second half, N.C. State opened with a 3-pointer by Engin Atsur. Tech's Coleman Collins then dunked with 19:14 left to cut the lead to 48-35. After that, though, the Wolfpack rattled off eight straight points and never looked back. They led by as many as 30 in the second half.

N.C. State placed five guys in double figures. Atsur led the Wolfpack with 20 points, hitting 8-of-10 from the floor and 3-of-4 from beyond the 3-point arc. Ben McCauley added 16 points; Gavin Grant 15; Courtney Fells 14; and Brandon Costner tallied 13 points and 11 rebounds.

Gordon made 6-of-9 from the floor to pace the Hokies. He also dished out seven assists and grabbed five rebounds. Zabian Dowdell, Tech's leading scorer at 18.2 points per game coming into this one, finished with just nine, though he made 4-of-5 from the floor.

Virginia Tech (18-8, 8-4)

Player	MP	FG	FT	R	A	PF	TP
Dowdell	27	4-5	1-3	0	1	0	9
Washington	25	2-8	1-2	2	1	4	5
Witcher	12	0-4	0-0	3	0	0	0
Gordon	36	6-9	1-1	5	7	3	13
Collins	11	3-5	1-2	2	0	2	7
Munson	15	3-7	0-0	3	0	0	6
Krabbendam	10	2-2	0-0	0	1	1	4
Vinson	3	0-0	0-0	0	0	0	0
Sailes	15	2-3	0-0	1	0	0	4
Diakite	13	0-0	0-0	1	0	1	0
Vassallo	26	3-9	0-0	3	0	2	8
Tucker	7	0-0	0-0	0	0	2	0
Team				1			
Totals	200	25-52	4-8	21	10	15	56

NC State (14-11, 4-8)

Player	MP	FG	FT	R	A	PF	TP
Fells	28	6-9	0-0	1	1	4	14
Grant	39	6-9	0-1	3	4	1	15
Atsur	35	8-10	1-1	2	7	1	20
Costner	31	5-7	1-2	11	2	0	13
McCauley	35	6-10	4-5	5	7	1	16
Davis	1	0-0	0-0	0	0	0	0
Albritton	1	0-0	0-0	1	0	0	0
Ferguson	11	0-0	0-0	1	0	2	0
Nieman	5	0-0	0-0	2	0	0	0
Pittman	1	0-2	0-0	0	0	0	0
Horner	12	1-1	0-0	0	0	0	3
Clark	1	0-0	0-0	0	0	0	0
Team				2			
Totals	200	32-48	6-9	28	21	9	81

Virginia Tech 33 23 — 56
NC State 45 36 — 81

Halftime: NCS 45, VT 33. **FG%** VT 48.1%, NCS 66.7%. **3FG%** VT 25% (2-of-8), NCS 73.3% (11-of-15). **FT%** VT 50%, NCS 66.7%. **Turnovers:** VT 10, NCS 11 (Atsur 5). **Blocked Shots:** VT 2 (Washington 2), NCS 1. **Steals:** VT 6 (Washington, Gordon 2), NCS 3. **Officials:** Hess, Ayers, Eades.
Attendance: 19,700

GAME 27

Virginia Tech 79, Boston College 62
Feb. 21, 2007 • Blacksburg, Va.

Virginia Tech used a 30-4 run to open the second half and snapped a six-game losing streak to Boston College, knocking out the Eagles 79-62 in an ACC game played Wednesday night at Cassell Coliseum.

With the win, the Hokies avenged a 21-point loss to BC on Feb. 3rd. The Hokies had not beaten Boston College since 2002 when they knocked off the Eagles 76-73 at Cassell Coliseum, and were 0-3 against the Eagles in ACC games. The Eagles lost their third straight, falling to 18-9 overall, 9-5 in the league.

The Hokies are now 6-1 against the top six teams in the ACC standings, and as a conference, the league currently ranks No. 1 in the RPI.

More importantly to Tech's seniors, they finally notched a win over the Eagles. BC was the only team in the ACC that Tech's seniors had not beaten.

Tech sent a message with a resounding first eight minutes to start the second half. The Hokies led by a double-digit margin for much of the first half before Boston College closed the half with a 9-0 run, cutting Tech's 13-point lead to four, 36-32, at the break.

But the Hokies blew the game open at the start of the second half. Tech scored the first 14 points of the half before BC finally got on the board on two free throws by Sean Marshall with 15:35 left in the game. Then Tech scored the next eight points, a run that ended when Coleman Collins scored with 13:14 to go.

BC hit its first field goal with 12:15 left when Tyrelle Blair scored, cutting Tech's lead to 58-36. But the Hokies then scored the next eight points in bolting out to a 30-point lead. They never looked back.

Tech hit 15 of its first 20 field-goal attempts to start the second half. In contrast, the Eagles missed their first 10 shots and made just 1-of-14 to start the half. Deron Washington had three of Tech's nine dunks in the game.

Boston College (18-9, 9-5)

Player	MP	FG	FT	R	A	PF	TP
Dudley	39	6-14	2-2	9	0	3	15
Oates	21	2-5	0-0	2	0	0	5
Spears	9	0-2	2-2	1	0	0	2
Rice	39	4-10	6-6	4	6	0	15
Marshall	26	2-11	3-6	3	2	0	8
Haynes	14	2-4	1-3	0	2	3	5
Kaba	1	1-1	0-0	0	0	0	3
Neville	1	0-0	0-0	0	0	0	0
Roche	31	3-6	0-0	6	1	2	7
Blair	19	1-2	0-2	2	0	2	2
Team				3			
Totals	200	21-55	14-21	30	11	10	62

Virginia Tech (19-8, 9-4)

Player	MP	FG	FT	R	A	PF	TP
Washington	39	8-12	2-2	8	2	3	19
Vassallo	30	7-13	0-0	3	0	5	18
Collins	27	4-7	1-2	3	0	2	9
Dowdell	36	10-16	2-2	8	5	1	23
Gordon	17	2-6	0-0	0	4	5	4
Munson	6	0-1	0-0	1	0	1	0
Witcher	1	0-1	0-0	0	0	0	0
Travis	1	0-0	0-0	0	0	0	0
Sailes	25	1-1	0-0	0	3	1	2
Diakite	13	2-4	0-0	8	0	0	4
Tucker	5	0-0	0-0	0	0	0	0
Team				3			
Totals	200	34-61	5-6	34	14	18	79

Boston College 32 30 — 62
Virginia Tech 36 43 — 79

Halftime: VT 36, BC 32. **FG%** VT 55.7%, BC 38.2%. **3FG%** VT 54.5% (6-of-11), BC 33.3% (6-of-18). **FT%** VT 83.3%, BC 66.7%. **Turnovers:** VT 8, BC 11 (Dudley 6). **Blocked Shots:** VT 8 (Diakite 4), BC 2. **Steals:** VT 6 (Dowdell 3), BC 3. **Officials:** Driscoll, Maxwell, Nestor.
Attendance: 9,847

GAME 28

Virginia Tech 73, Miami 57
Feb. 24, 2007 • Blacksburg, Va.

Virginia Tech reached the 20-win plateau for the first time in 11 seasons by getting double-figure scoring performances from five starters and using sticky second-half defense to grind out a 73-57 victory over the Miami Hurricanes in an ACC game played at Cassell Coliseum on Saturday afternoon.

With the win - Tech's second straight and fourth in the past five games - the Hokies improved to 20-8 overall on the season, 10-4 in the ACC, and they moved to 13-1 overall at Cassell. Miami, coming off an upset win over Virginia, fell to 11-17 overall, 4-10 in the league.

Tech trailed by as many as seven late in the first half, but managed to close the half by scoring the final seven points to tie the game at 32 at the break. In the second half, the Hokies opened with a mini 8-3 spurt to regain the lead and never trailed again.

A 13-4 run late in the second half put the game away for the Hokies. Tech took its biggest lead at the time, 62-49, on two free throws by Coleman Collins with 4:21 to go to cap the run, and the Hokies ended up salting this one away at the free-throw line once Miami started fouling. Tech hit 9-of-12 from the line in the final three minutes.

Dowdell again paced the Hokies, scoring 20 points. He hit just 6-of-14 from the floor, but made 6-of-7 from the free-throw line, and he also tied a career high with eight rebounds to go with four assists.

Collins scored in double figures for Tech for the first time in seven games, finishing with 15 points and six rebounds. Jamon Gordon added 13 points and five assists, while Deron Washington added 12 points - four baskets on dunks - and A.D. Vassallo chipped in 11. Tech shot 49 percent from the floor.

Miami (11-17, 4-10)

Player	MP	FG	FT	R	A	PF	TP
Collins	38	4-8	3-7	6	0	2	11
Copeland	24	1-3	0-1	7	2	4	2
Harris	19	2-6	0-0	1	0	5	4
Clemente	33	7-13	3-3	5	2	2	20
Asbury	29	1-6	0-0	5	1	1	2
Graham	16	2-3	0-0	3	0	5	4
Dews	9	1-5	0-0	2	0	3	2
McClinton	32	3-13	3-3	2	2	2	12
Team				3			
Totals	200	21-57	9-14	34	7	24	57

Virginia Tech (20-8, 10-4)

Player	MP	FG	FT	R	A	PF	TP
Washington	32	4-7	4-8	2	1	2	12
Collins	25	5-8	5-8	6	0	3	15
Vassallo	28	5-8	0-0	4	0	4	11
Dowdell	38	6-14	6-7	8	4	3	20
Gordon	37	3-5	7-10	4	5	2	13
Munson	3	0-0	0-0	0	0	0	0
Witcher	5	1-1	0-0	0	0	1	2
Travis	0+	0-0	0-0	0	0	0	0
Sailes	10	0-2	0-0	1	1	0	0
Diakite	19	0-3	0-0	6	0	3	0
Tucker	3	0-1	0-0	1	0	0	0
Team				4			
Totals	200	24-49	22-33	36	11	18	73

Miami 32 25 — 57
Virginia Tech 32 41 — 73

Halftime: VT 32, UM 32. **FG%** VT 49%, UM 36.8%.

3FG% VT 27.3% (3-of-11), UM 28.6% (6-of-21).

FT% VT 66.7%, UM 64.3%. **Turnovers:** VT 8, UM 15

(Harris 4). **Blocked Shots:** VT 5 (Washington, Collins,

Vassallo, Witcher, Diakite 1), UM 2 (Copeland, Mc-

Clinton 1). **Steals:** VT 8 (Dowdell, Gordon 3), UM 3.

Officials: Natili, Eades, Hull.

Attendance: 9,847

GAME 29

Virginia 69, Virginia Tech 56
March 1, 2007 • Charlottesville, Va.

The University of Virginia used a big run toward the end of the first half to grab the lead, and Virginia Tech never got over the hump, falling to the Cavaliers 69-56 in an ACC game played Thursday night - Senior Night - at John Paul Jones Arena in Charlottesville.

With the loss, Tech saw its two-game winning streak snapped. The Hokies fell to 20-9 overall on the season, 10-5 in the ACC. Virginia won for the fourth time in the past five games, improving to 20-8 overall, 11-4 in the ACC. The Cavaliers moved into sole possession of first place in the league.

Despite a slow start in which they found themselves trailing 17-5, the Hokies climbed back in the game, using an 18-3 run to take a 23-20 lead on a basket by Zabian Dowdell with 5:36 left in the first half. Virginia responded by scoring 16 of the game's next 19 points over the final five minutes of the first half to take a 36-26 lead. Dowdell's two free throws with 1.9 seconds left cut the lead to eight at the half.

In the second half, the Cavaliers stayed in command. The closest Tech came was within five points after Dowdell's lay-up with 14:54 to go. The Hokies cut it to six once later when Markus Sailes scored on a dunk with 12:33 left that made the score 48-42.

The Cavaliers put the game away after that by scoring the next eight points, with six of those coming on 3-pointers by Mamadi Diane and Sean Singletary. Tech got no closer than seven points the rest of the game.

Dowdell carried the Hokies in this one, scoring a team-high 17 points. He hit 7-of-19 from the floor and was the lone Hokie in double figures. Deron Washington finished with nine points for Tech.

Virginia Tech (20-9, 10-5)

Player	MP	FG	FT	R	A	PF	TP
Washington	33	3-8	3-6	6	1	5	9
Collins	33	2-7	4-6	6	0	2	8
Vassallo	30	1-8	1-1	5	2	2	3
Dowdell	37	7-19	2-3	3	1	2	17
Gordon	21	2-6	2-5	4	1	4	6
Munson	14	2-4	0-0	2	2	1	5
Krabbandam	0+	0-0	0-0	0	0	0	0
Sailes	25	3-5	0-0	2	1	2	6
Diakite	7	1-1	0-0	3	0	2	2
Team				4			
Totals	200	21-58	12-21	35	8	20	56

Virginia (20-8, 11-4)

Player	MP	FG	FT	R	A	PF	TP
Diane	30	5-7	0-0	4	1	3	13
Cain	29	4-6	0-0	9	1	3	8
Soroye	27	2-2	1-2	2	0	1	5
Reynolds	37	3-15	5-8	4	6	2	13
Singletary	34	5-13	4-4	5	6	4	17
Harris	4	0-2	0-0	0	0	0	0
Tucker	10	1-2	0-0	4	0	2	3
Joseph	20	3-7	0-0	1	0	0	7
Pettinella	9	1-1	1-2	4	0	2	3
Team				5			
Totals	200	24-55	11-16	38	14	17	69

Virginia Tech 28 28 — 56
Virginia 36 33 — 69

Halftime: UV 36, VT 28. **FG%** VT 36.2%, UV 43.6%.

3FG% VT 13.3% (2-of-15), UV 62.5% (10-of-16).

FT% VT 57.1%, UV 68.8%. **Turnovers:** VT 10 (Wash-

ington 5), UV 13. **Blocked Shots:** VT 5 (Collins 3), UV

2. **Steals:** VT 1 (Gordon 1), UV 2 (Diane, Reynolds 1).

Officials: Wood, Clinton, Eades.

Attendance: 14,931

GAME 30

Clemson 75, Virginia Tech 74
March 4, 2007 • Blacksburg, Va.

Zabian Dowdell scored 25 points against Clemson in his final home game, but Virginia Tech couldn't come up with a rebound off a missed free throw late in the game and it proved costly as Tech fell to Clemson 75-74 on Sunday afternoon at Cassell Coliseum in the regular-season finale for both teams.

Tech lost for the second straight time, falling to 20-10 overall, 10-6 in the ACC. Clemson improved to 21-9, 7-9 in the league.

Down a point, 75-74, Tech sent Clemson's Vernon Hamilton to the free-throw line for a one-and-one with 13 seconds left in the game. Hamilton bricked the attempt, but Tech couldn't corral the rebound and a wild scramble ensued for the ball. Hamilton rebounded and tossed the ball to a teammate. Tech tried to foul, but by the time Jamon Gordon fouled Cliff Hammonds, only 1.9 seconds remained in the game.

Hammonds missed both attempts and Tech called timeout with 1.5 ticks to go. On the final play, Tech's Deron Washington threw a length-of-the-court pass to A.D. Vassallo, who was supposed to tip the ball to Dowdell for the final shot. But Clemson batted Washington's pass away and the final horn sounded.

Clemson took the final lead in a crazy second half on a driving basket by K.C. Rivers over Washington with 19.4 seconds remaining. The Hokies quickly pushed the ball up the court, and Dowdell took an open jumper at the free-throw line with under 15 seconds to go that would have given the Hokies the lead. But Dowdell misfired, and Hamilton came up with the ball. Washington fouled him, sending him to the line and setting up the final 13 seconds.

Clemson (21-9, 7-9)

Player	MP	FG	FT	R	A	PF	TP
Booker	33	3-7	3-3	5	3	2	9
Mays	30	4-8	3-5	4	1	1	11
Rivers	34	8-11	1-1	5	1	2	22
Hamilton	31	4-10	2-8	4	2	4	11
Hammonds	36	7-12	0-2	3	6	2	17
Tyler	4	0-1	0-0	2	1	1	0
Sykes	11	1-2	0-0	1	0	2	2
Potter	7	1-3	0-0	0	0	4	3
Morris	10	0-1	0-0	0	0	1	0
Perry	2	0-0	0-0	0	0	1	0
Powell	2	0-0	0-0	0	0	0	0
Team				2			
Totals	200	28-55	9-19	26	14	20	75

Virginia Tech (20-10, 10-6)

Player	MP	FG	FT	R	A	PF	TP
Collins	29	2-6	3-4	5	2	1	7
Tucker	6	0-0	0-0	0	0	0	0
Dowdell	39	8-14	8-11	5	2	2	25
Gordon	33	7-12	0-0	1	8	5	14
Sailes	27	0-0	4-4	4	1	1	4
Washington	34	5-9	1-2	6	0	4	11
Diakite	11	1-1	1-1	1	0	3	3
Vassallo	21	3-4	2-2	4	0	0	10
Team				3			
Totals	200	26-46	19-24	29	13	16	74

Clemson 35 40 — 75
Virginia Tech 32 42 — 74

Halftime: CU 35, VT 32. **FG%** VT 56.5%, CU 50.9%.

3FG% VT 37.5% (3-of-8), CU 52.6% (10-of-19). **FT%**

VT 79.2%, CU 47.4%. **Turnovers:** VT 13 (Dowdell 7),

CU 11. **Blocked Shots:** VT 0, CU 2 (Booker, Hamilton

1). **Steals:** VT 8 (Gordon 4), CU 6.

Officials: Kersey, Nestor, Styons.

Attendance: 9,847



A.D. Vassallo

Deron Washington

GAME 31

Virginia Tech 71, Wake Forest 52
March 9, 2007 • Tampa, Fla.

Jamon Gordon more than lived up to his billing as the ACC's Defensive Player of the Year, leading the way for a Tech defensive effort that forced 18 turnovers en route to a 71-52 victory over the Demon Deacons in the quarterfinals of the ACC Tournament at the St. Pete Times Forum in Tampa, Fla.

The Hokies achieved yet another milestone this season, winning an ACC tournament game for the first time since joining the league three years ago.

Tech put forth arguably its best defensive effort of the season to get this one. The Hokies held Wake to just 40 percent shooting from the floor and finished with 13 steals. Gordon, who was named the league's Defensive Player of the Year a few days earlier, finished with seven of those steals.

Tech's defense enabled it to put away the Demon Deacons in the second half, giving up just one field goal in a 9:46 stretch. Holding a slim three-point lead with just under 18 minutes to go, the Hokies broke open the game with a 19-5 run that gave them a comfortable 17-point bulge.

Tech scored the last eight points in that run off Wake turnovers. Ishmael Smith's turnover led to a Zebian Dowdell basket with 9:30 left in the game, giving Tech its biggest lead at the time, 59-42. The Hokies ended up leading by as many as 22 in the win.

The most telling stat in this one was points off turnovers. The Hokies scored 25 points off turnovers, compared to just three for Wake.

Offensively, Tech set a tournament record, committing just two turnovers for the entire game - none in the second half. That marked the fewest turnovers in an ACC tournament game since the shot clock was instituted.

Wake Forest (15-16, 5-11)

Player	MP	FG	FT	R	A	PF	TP
Skeen	19	2-6	2-2	1	1	0	6
Drum	25	0-3	0-0	5	0	3	0
Visser	29	6-11	5-6	11	0	2	17
Smith	22	2-3	1-2	4	1	3	6
Williams	23	2-5	0-0	5	0	5	4
Dukes	18	0-3	4-4	0	0	2	4
Hale	18	2-6	1-2	2	1	1	5
Stanley	7	1-2	0-0	1	0	0	2
McFarland	3	0-0	0-0	1	2	0	0
Swinton	5	1-1	0-0	1	0	0	2
Gurley	16	2-3	0-0	0	0	1	6
Weaver	12	0-2	0-0	2	0	1	0
Crawford	3	0-0	0-0	0	0	0	0
Team							
Totals	200	18-45	13-16	33	5	18	52

Virginia Tech (21-10, 10-6)

Player	MP	FG	FT	R	A	PF	TP
Washington	21	5-9	3-5	3	0	3	13
Collins	17	1-2	0-0	5	0	4	2
Vassallo	33	8-17	2-2	5	2	2	22
Dowdell	31	6-14	1-2	3	6	3	13
Gordon	34	4-10	2-4	7	5	0	10
Munson	11	0-2	0-0	0	2	1	0
Krabbandam	6	0-1	0-0	0	0	2	0
Vinson	1	0-0	0-0	0	0	0	0
Witcher	4	1-2	0-0	0	0	0	2
Travis	1	0-1	0-0	0	0	0	0
Sailes	22	2-5	0-1	2	0	0	4
Diakite	17	2-3	1-3	7	0	1	5
Tucker	2	0-0	0-0	1	0	0	0
Team							
Totals	200	29-66	9-17	35	15	16	71

Wake Forest	34	18	—	52
Virginia Tech	36	35	—	71

Halftime: VT 36, WF 34. **FG%** VT 43.9%, WF 40%. **3FG%** VT 22.2% (4-of-18), WF 23.1% (3-of-13). **FT%** VT 52.9%, WF 81.3%. **Turnovers:** VT 2, WF 18 (Smith 6). **Blocked Shots:** VT 5 (Gordon 2), WF 3 (Visser 2).

Steals: VT 13 (Gordon 7), WF 1.

Officials: Hess, Natili, Clinton.

Attendance: 22,269

GAME 32

NC State 72, Virginia Tech 64
March 10, 2007 • Tampa, Fla.

Despite seeing four players score in double figures, the Virginia Tech Hokies got behind early and never caught up, falling to the N.C. State Wolfpack 72-64 in an ACC Tournament semifinal game played Saturday afternoon at the St. Pete Times Forum in Tampa, Fla.

With the loss, Tech fell to 21-11 on the season and lost to the Wolfpack for the third time this season. N.C. State moved to 18-14 overall, advancing to the ACC Tournament title game.

The game followed the same pattern as the other two meetings between the Hokies and the Wolfpack, with Tech getting behind early and never catching up. N.C. State trailed 6-5 after Tech's A.D. Vassallo hit a shot with 16:53 left in the first half, but the Wolfpack ripped off an 18-6 run after that and never trailed again.

Tech managed to tie the game on two occasions in the second half, using a 14-4 run spanning both halves to tie the game at 35 on a Lewis Witcher stickback with 14:52 remaining. The Hokies also tied it at 48 on a Vassallo 3-pointer with 7:12 left, but just never could get over the hump.

N.C. State went on a 10-2 run after Vassallo's shot to build its lead to eight and Tech never got closer than three the rest of the way.

Dowdell paced the Hokies with 15 points, but the senior from Pahokee, Fla., hit just 6-of-19 from the floor. He hit just 12-of-33 in two games in the tournament.

Vassallo and Gordon added 12 points each against the Wolfpack, while Deron Washington finished with 11. Gordon contributed 11 rebounds and four assists, game highs in both categories. The double-double marked the first of the season for Gordon and the fifth of his career.

NC State (18-14, 5-11)

Player	MP	FG	FT	R	A	PF	TP
Grant	39	4-9	11-11	5	3	0	20
Costner	33	3-6	4-6	4	3	4	10
McCauley	37	2-4	4-4	4	3	4	8
Fells	26	6-9	2-4	6	0	4	16
Atsur	29	1-6	0-0	2	3	3	3
Ferguson	4	1-1	0-0	1	0	2	0
Nieman	17	2-2	0-0	1	0	1	5
Horner	14	2-3	3-3	2	1	1	8
Clark	1	0-0	0-0	0	0	0	0
Team							
Totals	200	21-40	24-28	28	13	17	72

Virginia Tech (20-11, 10-6)

Player	MP	FG	FT	R	A	PF	TP
Washington	21	4-8	2-2	2	2	5	11
Collins	25	2-3	0-2	6	0	3	4
Vassallo	36	5-11	0-0	5	1	5	12
Dowdell	37	6-19	3-4	4	1	5	15
Gordon	36	5-11	2-5	11	4	0	12
Munson	5	1-2	0-0	0	0	1	3
Witcher	9	2-3	0-0	2	0	1	4
Sailes	17	0-2	1-6	1	0	2	1
Diakite	14	1-2	0-0	0	0	0	2
Tucker	0+	0-1	0-0	0	0	0	0
Team							
Totals	200	26-62	8-19	33	8	22	64

NC State	31	41	—	72
Virginia Tech	25	39	—	64

Halftime: NCS 31, VT 25. **FG%** VT 41.9%, NCS 52.5%. **3FG%** VT 40% (4-of-10), NCS 46.2% (6-of-13). **FT%** VT 42.1%, NCS 85.7%. **Turnovers:** VT 10, NCS 17 (McCauley 5). **Blocked Shots:** VT 1, NCS 4 (McCauley 3). **Steals:** VT 9 (Gordon 3), NCS 6 (McCauley 3).

Officials: Wood, Clinton, Ayers.

Attendance: 22,269

Virginia Tech Men's Basketball
Virginia Tech Combined Team Statistics (as of Mar 10, 2007)
All games

RECORD:	OVERALL	HOME	AWAY	NEUTRAL
ALL GAMES.....	(21-11)	(13-2)	(4-5)	(4-4)
CONFERENCE.....	(10-6)	(6-2)	(4-4)	(0-0)
NON-CONFERENCE.....	(11-5)	(7-0)	(0-1)	(4-4)

## Player	GP-GS	Min--Avg	---TOTAL---		---3-PTS---			----REBOUNDS----				PF	FO	A	TO	Blk	Stl	Pts	Avg	
			FG-FGA	Pct	3FG-FGA	Pct	FT-FTA	Pct	Off	Def	Tot									Avg
01 Zabian Dowdell.....	32-31	1075 33.6	191-408	.468	43-111	.387	152-187	.813	27	89	116	3.6	50	1	104	61	7	69	577	18.0
13 Deron Washington...	32-30	883 27.6	140-278	.504	16-59	.271	82-141	.582	62	111	173	5.4	98	5	51	52	31	40	378	11.8
40 A.D. Vassallo.....	32-9	794 24.8	124-271	.458	64-145	.441	53-68	.779	21	103	124	3.9	76	3	27	41	10	14	365	11.4
22 Jamon Gordon.....	32-31	1004 31.4	144-317	.454	14-53	.264	60-92	.652	34	111	145	4.5	95	4	146	73	18	86	362	11.3
33 Coleman Collins....	31-25	755 24.4	90-181	.497	0-0	.000	60-94	.638	51	103	154	5.0	64	3	25	41	35	14	240	7.7
34 Cheick Diakite.....	31-6	405 13.1	41-70	.586	0-0	.000	15-28	.536	40	55	95	3.1	52	1	3	18	32	6	97	3.1
03 Nigel Munson.....	30-1	338 11.3	37-83	.446	15-38	.395	5-6	.833	6	23	29	1.0	29	0	36	24	0	7	94	3.1
21 Lewis Witcher.....	28-20	377 13.5	36-76	.474	0-0	.000	14-28	.500	40	34	74	2.6	47	2	2	10	12	8	86	3.1
24 Markus Sailes.....	31-1	503 16.2	26-58	.448	0-4	.000	17-40	.425	16	28	44	1.4	26	0	35	13	2	15	69	2.2
14 Robert Krabbendam..	25-5	185 7.4	14-41	.341	0-3	.000	6-15	.400	12	17	29	1.2	28	0	3	5	4	6	34	1.4
42 Chris Tucker.....	25-1	130 5.2	8-18	.444	2-4	.500	3-4	.750	12	6	18	0.7	16	0	3	3	1	5	21	0.8
23 Marcus Travis.....	10-0	21 2.1	1-5	.200	1-5	.200	0-0	.000	0	3	3	0.3	3	0	0	2	1	1	3	0.3
15 Terrance Vinson.....	3-0	5 1.7	0-0	.000	0-0	.000	0-0	.000	0	0	0	0.0	0	0	0	0	0	0	0	0.0
TEAM.....									36	40	76	2.4	1		8					
Total.....	32	6475	852-1806	.472	155-422	.367	467-703	.664	357	723	1080	33.8	585	19	435	351	153	271	2326	72.7
Opponents.....	32	6475	721-1730	.417	209-612	.342	415-626	.663	383	701	1084	33.9	608	-	351	498	88	146	2066	64.6

TEAM STATISTICS	VT	OPP	DATE	OPPONENT	W/L	SCORE	ATTEND		
SCORING.....	2326	2066	11/10/06	COPPIN STATE	W	94-43	9847		
Points per game.....	72.7	64.6	11/14/06	WEST FLORIDA	W	95-47	9847		
Scoring margin.....	+8.1	-	11/23/06	vs WESTERN MICHIGAN	L	68-71	1024		
FIELD GOALS-ATT.....	852-1806	721-1730	11/24/06	vs MONTANA	W	77-56	1020		
Field goal pct.....	.472	.417	11/26/06	vs SOUTHERN ILLINOIS	L	64-69	1785		
3 POINT FG-ATT.....	155-422	209-612	11/29/06	IOWA	W	69-65	9847		
3-point FG pct.....	.367	.342	11/2-3-06	vs George Washington	L	62-63	16924		
3-pt FG made per game..	4.8	6.5	12/06/06	OLD DOMINION	W	72-55	9847		
FREE THROWS-ATT.....	467-703	415-626	12/10/06	APPALACHIAN STATE	W	69-37	9847		
Free throw pct.....	.664	.663	*12/17/06	WAKE FOREST	W	63-60	9472		
REBOUNDS.....	1080	1084	12/21/06	vs Seton Hall	W	80-61	19528		
Rebounds per game.....	33.8	33.9	12/23/06	CAMPBELL	W	94-70	9847		
Rebounding margin.....	-0.1	-	12/30/06	at Marshall	L	58-59	4042		
ASSISTS.....	435	351	01/03/07	RICHMOND	W	65-53	9847		
Assists per game.....	13.6	11.0	*01/06/07	at Duke	W OT	69-67	9314		
TURNOVERS.....	351	498	01/10/07	vs UNCG	W	74-51	5427		
Turnovers per game.....	11.0	15.6	*01/13/07	NORTH CAROLINA	W	94-88	9847		
Turnover margin.....	+4.6	-	*01/17/07	at Florida State	L	73-82	8360		
Assist/turnover ratio..	1.2	0.7	*01/21/07	MARYLAND	W OT	67-64	9847		
STEALS.....	271	146	*01-23-07	at Miami	W	92-85	3180		
Steals per game.....	8.5	4.6	*1/28/07	at Georgia Tech	W	73-65	9191		
BLOCKS.....	153	88	*01/31/07	N.C. STATE	L	59-70	9847		
Blocks per game.....	4.8	2.8	*2-3-07	at BOSTON COLLEGE	L	59-80	8606		
WINNING STREAK.....	0	-	*02/10/07	VIRGINIA	W	84-57	9847		
Home win streak.....	0	-	*02/13/07	at North Carolina	W OT	81-80	21750		
ATTENDANCE.....	147330	189320	*2/18/07	at NC State	L	56-81	19700		
Home games-Avg/Game....	15-9822	9-11008	*02/21/07	BOSTON COLLEGE	W	79-62	9847		
Neutral site-Avg/Game..	-	8-11281	*02/24/07	MIAMI	W	73-57	9847		
SCORE BY PERIODS:	1st	2nd	OT	Total	*03/01/07	at Virginia	L	56-69	14931
-----	-----	-----	-----	-----	*03/04/07	CLEMSON	L	74-75	9847
-----	-----	-----	-----	-----	03/09/07	vs Wake Forest	W	71-52	22269
Virginia Tech.....	1080	1227	21	- 2328	03/10/07	vs N.C. State	L	64-72	22269
Opponents.....	981	1070	15	- 2066					

Virginia Tech Men's Basketball
 Virginia Tech Team Game-by-Game Comparison (as of Mar 10, 2007)
 All Games

Opponent	1st	2nd	Score	Mar	Total FG	FG Pct	3-Pointers	3FG Pct	Free Throws	FT Pct	Rebounds	Assist	TOver	Block	Steal	Fouls	
COPPIN STATE.....	44/14	50/29	94-43	+51	35-72/14-50	.486/.280	12-29/3-18	.414/.167	10-21/12-22	.476/.545	51/32	+19	23/3	9/17	3/1	10/4	18/19
WEST FLORIDA.....	53/26	42/21	95-47	+48	35-70/16-49	.500/.327	7-20/4-18	.350/.222	18-29/11-17	.621/.647	40/32	+8	24/10	11/29	10/3	11/3	15/22
WESTERN MICHIGAN.....	34/29	34/42	68-71	(3)	27-59/22-52	.458/.423	3-13/7-20	.231/.350	11-16/20-26	.688/.769	29/34	(5)	6/5	16/18	6/2	6/5	23/22
MONTANA.....	36/24	41/32	77-56	+21	31-56/24-58	.554/.414	5-10/5-19	.500/.263	10-16/3-8	.625/.375	30/35	(5)	17/15	8/17	2/1	11/4	12/15
SOUTHERN ILLINOIS.....	23/28	41/41	64-69	(5)	25-55/22-43	.455/.512	7-20/8-15	.350/.533	7-10/17-27	.700/.630	29/29	-	13/15	18/21	2/2	9/10	22/13
IOWA.....	30/21	39/44	69-65	+4	24-55/23-54	.436/.426	4-8/9-20	.500/.450	17-33/10-13	.515/.769	31/37	(6)	13/12	8/19	6/5	9/4	17/25
George Washington.....	38/29	24/34	62-63	(1)	23-48/25-44	.479/.568	4-16/2-6	.250/.333	12-15/11-16	.800/.688	22/26	(4)	13/11	14/16	1/2	9/9	17/14
OLD DOMINION.....	39/30	33/25	72-55	+17	27-59/19-49	.458/.388	3-13/10-26	.231/.385	15-23/7-12	.652/.583	37/28	+9	12/13	9/18	4/4	10/2	17/18
APPALACHIAN STATE.....	26/9	43/28	69-37	+32	23-48/12-58	.479/.207	6-14/4-25	.429/.160	17-25/9-16	.680/.563	40/34	+6	12/7	16/16	10/3	8/7	16/21
WAKE FOREST.....	27/31	36/29	63-60	+3	20-51/21-45	.392/.467	3-10/4-17	.300/.235	20-32/14-25	.625/.560	32/32	-	11/9	10/14	5/1	6/3	22/27
Seton Hall.....	38/31	42/30	80-61	+19	30-58/18-65	.517/.277	6-14/5-21	.429/.238	14-23/20-33	.609/.606	40/47	(7)	18/9	19/21	12/0	16/10	24/21
CAMPBELL.....	43/39	51/31	94-70	+24	38-66/24-44	.576/.545	10-16/15-24	.625/.625	8-19/7-14	.421/.500	39/20	+19	25/13	12/23	4/4	10/3	18/21
Marshall.....	21/38	37/21	58-59	(1)	24-68/22-58	.353/.379	1-14/6-23	.071/.261	9-13/9-16	.692/.563	39/46	(7)	9/11	10/17	6/6	8/3	16/15
RICHMOND.....	26/29	39/24	65-53	+12	18-42/20-44	.429/.455	5-12/11-27	.417/.407	24-31/2-5	.774/.400	28/24	+4	12/12	5/12	1/2	8/2	13/25
Duke.....	38/33	26/31	69-67	+2	26-60/22-45	.433/.489	4-10/5-12	.400/.417	13-18/18-28	.722/.643	29/37	(8)	10/11	7/22	3/5	14/3	21/16
UNCG.....	36/24	38/27	74-51	+23	28-58/16-55	.483/.291	10-15/4-22	.667/.182	8-13/15-24	.615/.625	37/36	+1	16/8	12/15	9/3	7/5	16/13
NORTH CAROLINA.....	47/37	47/51	94-88	+6	30-57/32-73	.526/.438	7-13/8-26	.538/.308	17-38/16-29	.711/.552	33/47	(14)	14/16	11/17	5/4	14/7	27/25
Florida State.....	23/39	50/43	73-82	(9)	26-46/23-49	.565/.469	4-11/5-15	.364/.333	17-26/31-34	.654/.912	22/30	(8)	20/10	14/13	2/3	5/3	24/24
MARYLAND.....	34/33	25/26	67-64	+3	25-63/22-62	.397/.355	1-6/5-15	.167/.333	16-24/15-21	.667/.714	47/40	+7	8/10	15/15	8/8	10/8	17/18
Miami.....	42/29	50/56	92-85	+7	25-43/30-67	.581/.448	8-16/6-22	.500/.273	34-42/19-21	.810/.905	30/30	-	16/10	12/8	3/0	6/6	19/27
Georgia Tech.....	38/30	35/35	73-65	+8	25-42/26-71	.595/.366	4-13/7-22	.308/.318	19-25/6-13	.760/.462	35/33	+2	19/10	16/11	4/2	4/9	16/22
N.C. STATE.....	28/30	31/40	59-70	(11)	21-60/26-49	.350/.531	3-10/5-18	.300/.278	14-21/13-21	.667/.619	29/42	(13)	8/10	5/14	2/3	9/2	17/16
BOSTON COLLEGE.....	26/47	33/33	59-80	(21)	24-53/30-62	.453/.484	2-7/12-31	.286/.387	9-13/8-9	.692/.889	30/35	(5)	9/20	11/9	4/3	7/3	12/14
VIRGINIA.....	38/22	46/35	84-57	+27	30-52/21-64	.577/.328	7-18/4-18	.389/.222	17-19/11-16	.895/.688	35/36	(1)	17/5	12/11	11/1	7/2	18/18
North Carolina.....	30/34	43/39	81-80	+1	27-71/26-65	.380/.400	5-13/3-17	.385/.176	22-30/25-37	.733/.676	43/45	(2)	11/11	10/9	4/3	6/5	23/22
NC State.....	33/45	23/36	56-81	(25)	25-52/32-48	.481/.667	2-8/11-15	.250/.733	4-8/6-9	.500/.667	21/28	(7)	10/21	10/11	2/1	6/3	15/9
BOSTON COLLEGE.....	36/32	43/30	79-62	+17	34-61/21-55	.557/.382	6-11/6-18	.545/.333	5-6/14-21	.833/.667	34/30	+4	14/11	8/11	8/3	6/3	18/10
MIAMI.....	32/32	41/25	73-57	+16	24-49/21-57	.490/.368	3-11/6-21	.273/.286	22-33/9-14	.667/.643	36/34	+2	11/7	8/15	5/2	8/3	18/24
Virginia.....	28/36	28/33	56-69	(13)	21-58/24-55	.362/.436	2-15/10-16	.133/.625	12-21/11-16	.571/.688	35/38	(3)	8/14	10/13	5/2	1/2	20/17
CLEMSON.....	32/35	42/40	74-75	(1)	26-46/28-55	.565/.509	3-8/10-19	.375/.526	19-24/9-19	.792/.474	29/26	+3	13/14	13/11	0/2	8/6	16/20
Wake Forest.....	36/34	35/18	71-52	+19	29-66/18-45	.439/.400	4-18/3-13	.222/.231	9-17/13-16	.529/.813	35/33	+2	15/5	2/18	5/3	13/1	16/18
N.C. State.....	25/31	39/41	64-72	(8)	26-62/21-40	.419/.525	4-10/6-13	.400/.462	8-19/24-28	.421/.857	33/28	+5	8/13	10/17	1/4	9/6	22/17

Note: Game totals are displayed in the format TEAM/OPPONENT for each category

Virginia Tech Men's Basketball
Virginia Tech Game-by-Game Points-Rebounds-Assists (as of Mar 10, 2007)
All games

Opponent	Date	Score	WL	01 DOWDELL,Z	03 MUNSON,NI	13 WASHINGTON	14 KRABBENDA	15 VINSON,TE	21 WITCHER,L	22 GORDON,JA	23 TRAVIS,MA	24 SAILES,MA
COPPIN STATE	11/10/06	94-43	W	16- 5- 7	9- 3- 4	12- 4- 0	2- 3- 0	DNP	7- 6- 0	10- 3- 6	3- 0- 0	4- 0- 2
WEST FLORIDA	11/14/06	95-47	W	17- 2- 2	DNP	18- 6- 4	4- 2- 1	DNP	2- 1- 0	11- 2- 9	0- 2- 0	0- 5- 4
vs WESTERN MICHIGAN	11/23/06	68-71	L	16- 5- 3	0- 0- 0	17- 2- 0	2- 3- 0	DNP	0- 0- 0	19- 5- 1	DNP	0- 0- 0
vs MONTANA	11/24/06	77-56	W	18- 1- 4	9- 2- 2	6- 3- 2	4- 3- 1	DNP	1- 1- 0	11- 2- 3	0- 0- 0	2- 3- 2
vs SOUTHERN ILLINOIS	11/26/06	64-69	L	16- 2- 0	7- 2- 4	18- 5- 1	DNP	DNP	DNP	8- 5- 4	DNP	0- 0- 2
IOWA	11/29/06	69-65	W	18- 4- 4	0- 1- 2	9- 7- 1	2- 0- 0	DNP	7- 4- 0	9- 4- 5	DNP	0- 1- 0
vs George Washington	12-3-06	62-63	L	6- 1- 6	3- 0- 0	3- 1- 1	2- 0- 0	DNP	6- 8- 0	12- 2- 3	DNP	0- 0- 0
OLD DOMINION	12/06/06	72-55	W	17- 4- 6	4- 1- 0	18- 7- 0	0- 1- 0	DNP	10- 4- 0	9- 3- 5	DNP	2- 1- 1
APPALACHIAN STATE	12/10/06	69-37	W	19- 4- 2	0- 1- 1	13- 3- 2	0- 0- 0	DNP	8- 8- 0	2- 5- 3	0- 1- 0	8- 2- 2
WAKE FOREST	12/17/06	63-60	W	14- 5- 4	0- 0- 0	9- 7- 1	3- 5- 0	DNP	4- 3- 0	13- 0- 1	DNP	4- 2- 4
vs Seton Hall	12/21/06	80-61	W	12- 3- 4	12- 1- 3	8- 9- 3	0- 3- 0	DNP	2- 1- 0	22- 8- 3	0- 0- 0	4- 2- 2
CAMPBELL	12/23/06	94-70	W	21- 2- 3	10- 1- 3	15- 6- 7	2- 1- 0	DNP	5- 4- 0	22- 8- 7	0- 0- 0	0- 0- 2
at Marshall	12/30/06	58-59	L	17- 0- 3	0- 2- 0	5- 3- 1	0- 1- 0	DNP	5- 4- 0	12- 7- 5	DNP	0- 4- 0
RICHMOND	01/03/07	65-53	W	22- 5- 2	3- 0- 0	8- 4- 2	2- 1- 0	DNP	0- 0- 0	6- 3- 5	DNP	2- 5- 2
at Duke	01/06/07	69-67	WO	20- 3- 2	0- 0- 0	11- 8- 3	0- 0- 0	DNP	4- 5- 0	17- 6- 2	DNP	0- 0- 2
vs UNCG	01/10/07	74-51	W	17- 4- 3	0- 2- 3	8- 8- 3	4- 2- 0	DNP	4- 4- 0	10- 3- 5	DNP	5- 2- 1
NORTH CAROLINA	01/13/07	94-88	W	23- 3- 3	10- 2- 3	6- 3- 1	0- 1- 0	DNP	0- 2- 0	17- 6- 6	DNP	0- 0- 0
at Florida State	01/17/07	73-82	L	23- 4- 5	4- 1- 2	18- 1- 1	0- 0- 0	DNP	0- 0- 0	8- 3- 7	DNP	2- 2- 2
MARYLAND	01/21/07	67-64	WO	19- 5- 2	2- 0- 1	2- 7- 0	1- 2- 0	DNP	2- 2- 0	16- 7- 2	DNP	0- 1- 1
at Miami	01-23-07	92-85	W	30- 3- 5	0- 0- 0	23-10- 3	2- 0- 0	DNP	0- 0- 1	7- 7- 5	DNP	4- 1- 0
at Georgia Tech	1/28/07	73-65	W	23- 3- 8	0- 1- 0	7- 2- 1	DNP	DNP	5- 3- 0	4- 5- 7	DNP	0- 0- 0
N.C. STATE	01/31/07	59-70	L	16- 7- 2	0- 0- 1	12- 8- 0	0- 1- 0	DNP	2- 3- 0	12- 3- 3	DNP	5- 0- 0
at BOSTON COLLEGE	2-3-07	59-80	L	17- 6- 2	0- 0- 1	18- 6- 0	0- 0- 0	DNP	0- 0- 1	8-10- 5	DNP	DNP
VIRGINIA	02/10/07	84-57	W	5- 1- 0	6- 3- 1	22-10- 3	DNP	0- 0- 0	DNP	15- 3- 6	0- 0- 0	6- 2- 0
at North Carolina	02/13/07	81-80	WO	33- 3- 2	1- 0- 1	12-14- 4	0- 0- 0	DNP	4- 6- 0	10- 3- 4	DNP	0- 0- 0
at NC State	2/18/07	56-81	L	9- 0- 1	6- 3- 0	5- 2- 1	4- 0- 1	0- 0- 0	0- 3- 0	13- 5- 7	DNP	4- 1- 0
BOSTON COLLEGE	02/21/07	79-62	W	23- 8- 5	0- 1- 0	19- 8- 2	DNP	DNP	0- 0- 0	4- 0- 4	0- 0- 0	2- 0- 3
MIAMI	02/24/07	73-57	W	20- 8- 4	0- 0- 0	12- 2- 1	DNP	DNP	2- 0- 0	13- 4- 5	0- 0- 0	0- 1- 1
at Virginia	03/01/07	56-69	L	17- 3- 1	5- 2- 2	9- 6- 1	0- 0- 0	DNP	DNP	6- 4- 1	DNP	6- 2- 1
CLEMSON	03/04/07	74-75	L	25- 5- 2	DNP	11- 6- 0	DNP	DNP	DNP	14- 1- 8	DNP	4- 4- 1
vs Wake Forest	03/09/07	71-52	W	13- 3- 6	0- 0- 2	13- 3- 0	0- 0- 0	0- 0- 0	2- 0- 0	10- 7- 5	0- 0- 0	4- 2- 0
vs N.C. State	03/10/07	64-72	L	15- 4- 1	3- 0- 0	11- 2- 2	DNP	DNP	4- 2- 0	12-11- 4	DNP	1- 1- 0

Opponent	Date	Score	WL	33 COLLINS,C	34 DIAKITE,C	40 D. VASSAL	42 TUCKER,CH
COPPIN STATE	11/10/06	94-43	W	11-10- 1	0-10- 2	15- 2- 1	3- 4- 0
WEST FLORIDA	11/14/06	95-47	W	8- 3- 2	3- 6- 0	26- 6- 1	6- 3- 1
vs WESTERN MICHIGAN	11/23/06	68-71	L	5- 5- 1	2- 2- 0	5- 3- 1	2- 1- 0
vs MONTANA	11/24/06	77-56	W	13- 6- 2	4- 3- 0	9- 2- 0	0- 2- 1
vs SOUTHERN ILLINOIS	11/26/06	64-69	L	0- 1- 0	9- 9- 0	6- 5- 2	0- 0- 0
IOWA	11/29/06	69-65	W	10- 1- 1	6- 1- 0	8- 4- 0	DNP
vs George Washington	12-3-06	62-63	L	8- 3- 1	6- 4- 0	16- 1- 2	DNP
OLD DOMINION	12/06/06	72-55	W	DNP	5- 6- 0	7- 8- 0	DNP
APPALACHIAN STATE	12/10/06	69-37	W	6- 4- 0	0- 2- 0	13- 8- 2	DNP
WAKE FOREST	12/17/06	63-60	W	0- 2- 0	2- 3- 0	14- 1- 1	0- 0- 0
vs Seton Hall	12/21/06	80-61	W	5- 6- 1	4- 1- 0	8- 4- 2	3- 1- 0
CAMPBELL	12/23/06	94-70	W	7- 3- 2	2- 2- 0	10- 7- 1	0- 0- 0
at Marshall	12/30/06	58-59	L	9-14- 0	0- 0- 0	10- 2- 0	0- 0- 0
RICHMOND	01/03/07	65-53	W	11- 3- 0	DNP	11- 6- 1	0- 1- 0
at Duke	01/06/07	69-67	WO	11- 5- 1	0- 0- 0	6- 1- 0	0- 0- 0
vs UNCG	01/10/07	74-51	W	10- 4- 0	0- 1- 0	16- 3- 0	0- 2- 1
NORTH CAROLINA	01/13/07	94-88	W	12- 5- 0	6- 3- 0	17- 3- 1	3- 0- 0
at Florida State	01/17/07	73-82	L	15- 6- 3	0- 1- 0	3- 1- 0	0- 0- 0
MARYLAND	01/21/07	67-64	WO	11-14- 0	9- 3- 0	5- 4- 2	0- 0- 0
at Miami	01-23-07	92-85	W	4- 3- 2	4- 1- 0	16- 3- 0	2- 1- 0
at Georgia Tech	1/28/07	73-65	W	13- 7- 2	2- 2- 0	19-10- 1	DNP
N.C. STATE	01/31/07	59-70	L	0- 3- 1	4- 1- 0	6- 0- 1	2- 1- 0
at BOSTON COLLEGE	2-3-07	59-80	L	6- 3- 0	2- 1- 0	8- 2- 0	0- 0- 0
VIRGINIA	02/10/07	84-57	W	6- 4- 3	2- 1- 1	22- 8- 3	DNP
at North Carolina	02/13/07	81-80	WO	7- 6- 0	9- 6- 0	5- 1- 0	0- 0- 0
at NC State	2/18/07	56-81	L	7- 2- 0	0- 1- 0	8- 3- 0	0- 0- 0
BOSTON COLLEGE	02/21/07	79-62	W	9- 3- 0	4- 8- 0	18- 3- 0	0- 0- 0
MIAMI	02/24/07	73-57	W	15- 6- 0	0- 6- 0	11- 4- 0	0- 1- 0
at Virginia	03/01/07	56-69	L	8- 6- 0	2- 3- 0	3- 5- 2	DNP
CLEMSON	03/04/07	74-75	L	7- 5- 2	3- 1- 0	10- 4- 0	0- 0- 0
vs Wake Forest	03/09/07	71-52	W	2- 5- 0	5- 7- 0	22- 5- 2	0- 1- 0
vs N.C. State	03/10/07	64-72	L	4- 6- 0	2- 0- 0	12- 5- 1	0- 0- 0

Virginia Tech Men's Basketball
Virginia Tech Combined Team Statistics (as of Mar 12, 2007)
ACC Tournament

RECORD:	OVERALL	HOME	AWAY	NEUTRAL
ALL GAMES.....	(1-1)	(0-0)	(0-0)	(1-1)
CONFERENCE.....	(0-0)	(0-0)	(0-0)	(0-0)
NON-CONFERENCE.....	(1-1)	(0-0)	(0-0)	(1-1)

## Player	GP-GS	Min--Avg	---TOTAL---		---3-PTS---		---FT-FTA		----REBOUNDS----				PF	FO	A	TO	Blk	Stl	Pts	Avg
			FG-FGA	Pct	3FG-FGA	Pct	FT-FTA	Pct	Off	Def	Tot	Avg								
40 A.D. Vassallo.....	2-2	69 34.5	13-28	.464	6-15	.400	2-2	1.000	4	6	10	5.0	7	1	3	0	0	1	34	17.0
01 Zabian Dowdell.....	2-2	68 34.0	12-33	.364	0-4	.000	4-6	.667	2	5	7	3.5	8	1	7	5	0	5	28	14.0
13 Deron Washington...	2-2	42 21.0	9-17	.529	1-3	.333	5-7	.714	0	5	5	2.5	8	1	2	2	0	1	24	12.0
22 Jamon Gordon.....	2-2	70 35.0	9-21	.429	0-1	.000	4-9	.444	5	13	18	9.0	0	0	9	1	3	10	22	11.0
34 Cheick Diakite.....	2-0	31 15.5	3-5	.600	0-0	.000	1-3	.333	5	2	7	3.5	1	0	0	1	1	2	7	3.5
33 Coleman Collins.....	2-2	42 21.0	3-5	.600	0-0	.000	0-2	.000	5	6	11	5.5	7	0	0	2	1	0	6	3.0
21 Lewis Witcher.....	2-0	13 6.5	3-5	.600	0-0	.000	0-0	.000	1	1	2	1.0	1	0	0	0	1	1	6	3.0
24 Markus Sailes.....	2-0	39 19.5	2-7	.286	0-0	.000	1-7	.143	1	2	3	1.5	2	0	0	0	0	2	5	2.5
03 Nigel Munson.....	2-0	16 8.0	1-4	.250	1-3	.333	0-0	.000	0	0	0	0.0	2	0	2	1	0	0	3	1.5
14 Robert Krabbendam..	1-0	6 6.0	0-1	.000	0-0	.000	0-0	.000	0	0	0	0.0	2	0	0	0	0	0	0	0.0
42 Chris Tucker.....	2-0	2 1.0	0-1	.000	0-1	.000	0-0	.000	1	0	1	0.5	0	0	0	0	0	0	0	0.0
15 Terrance Vinson....	1-0	1 1.0	0-0	.000	0-0	.000	0-0	.000	0	0	0	0.0	0	0	0	0	0	0	0	0.0
23 Marcus Travis.....	1-0	1 1.0	0-1	.000	0-1	.000	0-0	.000	0	0	0	0.0	0	0	0	0	0	0	0	0.0
TEAM.....									2	2	4	2.0	0		0					
Total.....	2	400	55-128	.430	8-28	.286	17-36	.472	26	42	68	34.0	38	3	23	12	6	22	135	67.5
Opponents.....	2	400	39-85	.459	9-26	.346	37-44	.841	8	53	61	30.5	35	-	18	35	7	7	124	62.0

TEAM STATISTICS	VT	OPP	DATE	OPPONENT	W/L	SCORE	ATTEND
SCORING.....	135	124	03/09/07	vs Wake Forest	W	71-52	22269
Points per game.....	67.5	62.0	03/10/07	vs N.C. State	L	64-72	22269
Scoring margin.....	+5.5	-					
FIELD GOALS-ATT.....	55-128	39-85					
Field goal pct.....	.430	.459					
3 POINT FG-ATT.....	8-28	9-26					
3-point FG pct.....	.286	.346					
3-pt FG made per game..	4.0	4.5					
FREE THROWS-ATT.....	17-36	37-44					
Free throw pct.....	.472	.841					
REBOUNDS.....	68	61					
Rebounds per game.....	34.0	30.5					
Rebounding margin.....	+3.5	-					
ASSISTS.....	23	18					
Assists per game.....	11.5	9.0					
TURNOVERS.....	12	35					
Turnovers per game.....	6.0	17.5					
Turnover margin.....	+11.5	-					
Assist/turnover ratio..	1.9	0.5					
STEALS.....	22	7					
Steals per game.....	11.0	3.5					
BLOCKS.....	6	7					
Blocks per game.....	3.0	3.5					
WINNING STREAK.....	0	-					
Home win streak.....	0	-					
ATTENDANCE.....	0	44538					
Home games-Avg/Game...	0-0	0-0					
Neutral site-Avg/Game..	-	2-22269					

SCORE BY PERIODS:	1st	2nd	Total
-----	-----	-----	-----
Virginia Tech.....	61	74	- 135
Opponents.....	65	59	- 124

Virginia Tech Men's Basketball
Virginia Tech Game-by-Game Highs (as of Mar 12, 2007)
All games

Opponent	Date	Score	WL	POINTS	REBOUNDS	ASSISTS	STEALS	BLOCKED SHOTS
COPPIN STATE	11/10/06	94-43	W	16-Zabian Dowdel	10-Coleman Colli Cheick Diakit	7-Zabian Dowdel	3-Jamon Gordon Zabian Dowdel	1-Cheick Diakit Jamon Gordon Zabian Dowdel
WEST FLORIDA	11/14/06	95-47	W	26-A.D. Vassallo	6-Cheick Diakit A.D. Vassallo Deron Washing	9-Jamon Gordon	3-Zabian Dowdel	3-Coleman Colli
vs WESTERN MICHIGAN	11/23/06	68-71	L	19-Jamon Gordon	5-Jamon Gordon Zabian Dowdel Coleman Colli	3-Zabian Dowdel	3-Zabian Dowdel	2-Jamon Gordon
vs MONTANA	11/24/06	77-56	W	18-Zabian Dowdel	6-Coleman Colli	4-Zabian Dowdel	4-Jamon Gordon	2-Cheick Diakit
vs SOUTHERN ILLINOIS	11/26/06	64-69	L	18-Deron Washing	9-Cheick Diakit	4-Jamon Gordon Nigel Munson	5-Jamon Gordon	1-Cheick Diakit Deron Washing
IOWA	11/29/06	69-65	W	18-Zabian Dowdel	7-Deron Washing	5-Jamon Gordon	2-Zabian Dowdel Jamon Gordon	5-Lewis Witcher
vs George Washington	12-3-06	62-63	L	16-A.D. Vassallo	8-Lewis Witcher	6-Zabian Dowdel	4-Jamon Gordon	1-Cheick Diakit
OLD DOMINION	12/06/06	72-55	W	18-Deron Washing	8-A.D. Vassallo	6-Zabian Dowdel	3-Deron Washing Jamon Gordon	1-Zabian Dowdel Jamon Gordon Deron Washing Lewis Witcher
APPALACHIAN STATE	12/10/06	69-37	W	19-Zabian Dowdel	8-A.D. Vassallo Lewis Witcher	3-Jamon Gordon	2-Markus Sailes Nigel Munson Jamon Gordon	5-Deron Washing
WAKE FOREST	12/17/06	63-60	W	14-A.D. Vassallo Zabian Dowdel	7-Deron Washing	4-Markus Sailes Zabian Dowdel	3-Zabian Dowdel	2-A.D. Vassallo
vs Seton Hall	12/21/06	80-61	W	22-Jamon Gordon	9-Deron Washing	4-Zabian Dowdel	7-Jamon Gordon	4-Deron Washing
CAMPBELL	12/23/06	94-70	W	22-Jamon Gordon	8-Jamon Gordon	7-Deron Washing Jamon Gordon	3-Deron Washing	2-Coleman Colli
at Marshall	12/30/06	58-59	L	17-Zabian Dowdel	14-Coleman Colli	5-Jamon Gordon	3-Coleman Colli	2-Coleman Colli
RICHMOND	01/03/07	65-53	W	22-Zabian Dowdel	6-A.D. Vassallo	5-Jamon Gordon	2-Jamon Gordon Zabian Dowdel Markus Sailes	1-Coleman Colli Robert Krabbe Deron Washing
at Duke	01/06/07	69-67	WO	20-Zabian Dowdel	8-Deron Washing	3-Deron Washing	5-Zabian Dowdel	1-Coleman Colli Robert Krabbe Deron Washing
vs UNCG	01/10/07	74-51	W	17-Zabian Dowdel	8-Deron Washing	5-Jamon Gordon	2-Deron Washing Coleman Colli	3-Deron Washing
NORTH CAROLINA	01/13/07	94-88	W	23-Zabian Dowdel	6-Jamon Gordon	6-Jamon Gordon	5-Jamon Gordon	3-Cheick Diakit
at Florida State	01/17/07	73-82	L	23-Zabian Dowdel	6-Coleman Colli	7-Jamon Gordon	4-Zabian Dowdel	1-A.D. Vassallo Cheick Diakit
MARYLAND	01/21/07	67-64	WO	19-Zabian Dowdel	14-Coleman Colli	2-A.D. Vassallo Zabian Dowdel Jamon Gordon	6-Jamon Gordon	4-Cheick Diakit
at Miami	01-23-07	92-85	W	30-Zabian Dowdel	10-Deron Washing	5-Zabian Dowdel Jamon Gordon	4-Zabian Dowdel	1-Coleman Colli Jamon Gordon Cheick Diakit
at Georgia Tech	1/28/07	73-65	W	23-Zabian Dowdel	10-A.D. Vassallo	8-Zabian Dowdel	2-Zabian Dowdel	1-Markus Sailes Jamon Gordon Cheick Diakit Coleman Colli
N.C. STATE	01/31/07	59-70	L	16-Zabian Dowdel	8-Deron Washing	3-Jamon Gordon	3-Jamon Gordon	1-Deron Washing Jamon Gordon

Opponent	Date	Score	WL	POINTS	REBOUNDS	ASSISTS	STEALS	BLOCKED SHOTS
at BOSTON COLLEGE	2-3-07	59-80	L	18-Deron Washing	10-Jamon Gordon	5-Jamon Gordon	3-Jamon Gordon	1-A.D. Vassallo Jamon Gordon Zabian Dowdel Coleman Colli
VIRGINIA	02/10/07	84-57	W	22-Deron Washing A.D. Vassallo	10-Deron Washing	6-Jamon Gordon	5-Jamon Gordon	6-Coleman Colli
at North Carolina	02/13/07	81-80	WO	33-Zabian Dowdel	14-Deron Washing	4-Deron Washing Jamon Gordon	2-Zabian Dowdel Deron Washing	2-Deron Washing
at NC State	2/18/07	56-81	L	13-Jamon Gordon	5-Jamon Gordon	7-Jamon Gordon	2-Jamon Gordon Deron Washing	2-Deron Washing
BOSTON COLLEGE	02/21/07	79-62	W	23-Zabian Dowdel	8-Cheick Diakit Zabian Dowdel Deron Washing	5-Zabian Dowdel	3-Zabian Dowdel	4-Cheick Diakit
MIAMI	02/24/07	73-57	W	20-Zabian Dowdel	8-Zabian Dowdel	5-Jamon Gordon	3-Zabian Dowdel Jamon Gordon	1-Lewis Witcher A.D. Vassallo Cheick Diakit Deron Washing Coleman Colli
at Virginia	03/01/07	56-69	L	17-Zabian Dowdel	6-Deron Washing Coleman Colli	2-Nigel Munson A.D. Vassallo	1-Jamon Gordon	3-Coleman Colli
CLEMSON	03/04/07	74-75	L	25-Zabian Dowdel	6-Deron Washing	8-Jamon Gordon	4-Jamon Gordon	None
vs Wake Forest	03/09/07	71-52	W	22-A.D. Vassallo	7-Jamon Gordon Cheick Diakit	6-Zabian Dowdel	7-Jamon Gordon	2-Jamon Gordon
vs N.C. State	03/10/07	64-72	L	15-Zabian Dowdel	11-Jamon Gordon	4-Jamon Gordon	3-Jamon Gordon	1-Jamon Gordon

Virginia Tech Men's Basketball
Virginia Tech Player High/Low Analysis (as of Mar 12, 2007)
All games

Virginia Tech - INDIVIDUAL GAME HIGHS

POINTS.....	33	Zabian Dowdell at North Carolina (02/13/07)
	30	Zabian Dowdell at Miami (01-23-07)
	26	A.D. Vassallo vs West Florida (11/14/06)
	25	Zabian Dowdell vs Clemson (03/04/07)
	23	Zabian Dowdell vs Boston College (02/21/07)
	23	Zabian Dowdell at Georgia Tech (1/28/07)
	23	Deron Washington at Miami (01-23-07)
	23	Zabian Dowdell at Florida State (01/17/07)
	23	Zabian Dowdell vs North Carolina (01/13/07)
FIELD GOALS MADE.....	10	Zabian Dowdell vs Boston College (02/21/07)
	9	Deron Washington vs Virginia (02/10/07)
	9	Zabian Dowdell vs Campbell (12/23/06)
	9	Jamon Gordon vs Campbell (12/23/06)
	9	Jamon Gordon vs WESTERN MICHIGAN (11/23/06)
FIELD GOAL ATT.....	19	Zabian Dowdell vs N.C. State (03/10/07)
	19	Zabian Dowdell at Virginia (03/01/07)
FG PCT (min 5 made).....	.889 (8-9)	Deron Washington vs Old Dominion (12/06/06)
	.857 (6-7)	Coleman Collins at Florida State (01/17/07)
3 PT FG MADE.....	5	A.D. Vassallo vs West Florida (11/14/06)
	4	A.D. Vassallo vs Wake Forest (03/09/07)
	4	A.D. Vassallo vs Boston College (02/21/07)
	4	A.D. Vassallo vs Virginia (02/10/07)
	4	A.D. Vassallo at Miami (01-23-07)
	4	A.D. Vassallo vs UNCG (01/10/07)
	4	Zabian Dowdell vs UNCG (01/10/07)
3 PT FG ATTEMPTS.....	11	A.D. Vassallo vs Wake Forest (03/09/07)
	7	A.D. Vassallo at Miami (01-23-07)
	7	Zabian Dowdell at Marshall (12/30/06)
	7	A.D. Vassallo vs West Florida (11/14/06)
3-PT FG PCT (min 2 made).....	1.000 (2-2)	Nigel Munson vs North Carolina (01/13/07)
	1.000 (2-2)	Nigel Munson vs Campbell (12/23/06)
FREE THROWS MADE.....	17	Zabian Dowdell at North Carolina (02/13/07)
	15	Zabian Dowdell at Miami (01-23-07)
FREE THROW ATT.....	19	Zabian Dowdell at North Carolina (02/13/07)
	18	Zabian Dowdell at Miami (01-23-07)
FT PCT (min 3 made).....	1.000 (8-8)	Zabian Dowdell at Georgia Tech (1/28/07)
	1.000 (8-8)	Zabian Dowdell vs Richmond (01/03/07)
	1.000 (7-7)	Zabian Dowdell vs Old Dominion (12/06/06)
	1.000 (6-6)	Jamon Gordon vs Virginia (02/10/07)
	1.000 (6-6)	Zabian Dowdell vs Appalachian State (12/10/06)
	1.000 (5-5)	Jamon Gordon vs Seton Hall (12/21/06)
	1.000 (5-5)	A.D. Vassallo vs West Florida (11/14/06)
	1.000 (4-4)	Markus Sailes vs Clemson (03/04/07)
	1.000 (4-4)	A.D. Vassallo vs Virginia (02/10/07)
	1.000 (4-4)	Jamon Gordon vs N.C. State (01/31/07)
	1.000 (4-4)	Coleman Collins at Miami (01-23-07)
	1.000 (4-4)	Coleman Collins vs North Carolina (01/13/07)
	1.000 (4-4)	Jamon Gordon at Marshall (12/30/06)
	1.000 (4-4)	A.D. Vassallo vs Old Dominion (12/06/06)
	1.000 (4-4)	Zabian Dowdell vs George Washington (12-3-06)
	1.000 (3-3)	Coleman Collins vs MONTANA (11/24/06)

REBOUNDS.....	14	Deron Washington at North Carolina (02/13/07)
	14	Coleman Collins vs Maryland (01/21/07)
	14	Coleman Collins at Marshall (12/30/06)
ASSISTS.....	9	Jamon Gordon vs West Florida (11/14/06)
	8	Jamon Gordon vs Clemson (03/04/07)
	8	Zabian Dowdell at Georgia Tech (1/28/07)
STEALS.....	7	Jamon Gordon vs Wake Forest (03/09/07)
	7	Jamon Gordon vs Seton Hall (12/21/06)
BLOCKED SHOTS.....	6	Coleman Collins vs Virginia (02/10/07)
	5	Deron Washington vs Appalachian State (12/10/06)
	5	Lewis Witcher vs Iowa (11/29/06)
TURNOVERS.....	7	Zabian Dowdell vs Clemson (03/04/07)
	5	Deron Washington at Virginia (03/01/07)
FOULS.....	5	Zabian Dowdell vs N.C. State (03/10/07)
	5	A.D. Vassallo vs N.C. State (03/10/07)
	5	Deron Washington vs N.C. State (03/10/07)
	5	Jamon Gordon vs Clemson (03/04/07)
	5	Deron Washington at Virginia (03/01/07)
	5	A.D. Vassallo vs Boston College (02/21/07)
	5	Jamon Gordon vs Boston College (02/21/07)
	5	Coleman Collins at North Carolina (02/13/07)
	5	Jamon Gordon at North Carolina (02/13/07)
	5	Coleman Collins at Miami (01-23-07)
	5	Deron Washington vs Maryland (01/21/07)
	5	A.D. Vassallo at Florida State (01/17/07)
	5	Jamon Gordon at Florida State (01/17/07)
	5	Cheick Diakite vs North Carolina (01/13/07)
	5	Deron Washington vs North Carolina (01/13/07)
	5	Lewis Witcher at Duke (01/06/07)
	5	Coleman Collins vs Wake Forest (12/17/06)
	5	Lewis Witcher vs George Washington (12-3-06)
	5	Deron Washington vs SOUTHERN ILLINOIS (11/26/06)

Virginia Tech Men's Basketball
Virginia Tech High/Low Analysis (as of Mar 12, 2007)
All games

OPPONENT INDIVIDUAL GAME HIGHS

POINTS.....	30	DUDLEY, Jared at BOSTON COLLEGE (2-3-07)
	27	Al Thornton at Florida State (01/17/07)
	24	Clemente, Denis at Miami (01-23-07)
	24	Haluska, Adam vs Iowa (11/29/06)
	22	KC Rivers vs Clemson (03/04/07)
	22	Tyler Hansbrough at North Carolina (02/13/07)
	22	Toney Douglas at Florida State (01/17/07)
	22	DeMarcus Nelson at Duke (01/06/07)
FIELD GOALS MADE.....	11	DUDLEY, Jared at BOSTON COLLEGE (2-3-07)
	10	Ben McCauley vs N.C. State (01/31/07)
FIELD GOAL ATT.....	19	Crittenton, Javaris at Georgia Tech (1/28/07)
	18	J.R. Reynolds vs Virginia (02/10/07)
FG PCT (min 5 made).....	.857 (6-7)	SHAW, Matt vs SOUTHERN ILLINOIS (11/26/06)
	.833 (5-6)	EACKLES, Ledell vs Campbell (12/23/06)
	.833 (5-6)	DIGGS, Rob vs George Washington (12-3-06)
	.833 (5-6)	RICKS, Andrew vs WESTERN MICHIGAN (11/23/06)
3 PT FG MADE.....	5	KC Rivers vs Clemson (03/04/07)
	5	PRINGLE, Ruell vs Campbell (12/23/06)
	5	Haluska, Adam vs Iowa (11/29/06)
3 PT FG ATTEMPTS.....	10	RICE, TYRESE at BOSTON COLLEGE (2-3-07)
	10	Engin Atsur vs N.C. State (01/31/07)
	10	Haluska, Adam vs Iowa (11/29/06)
3-PT FG PCT (min 2 made).....	1.000 (4-4)	EACKLES, Ledell vs Campbell (12/23/06)
	1.000 (2-2)	SHAW, Matt vs SOUTHERN ILLINOIS (11/26/06)
FREE THROWS MADE.....	14	Tyler Hansbrough at North Carolina (02/13/07)
	11	Gavin Grant vs N.C. State (03/10/07)
FREE THROW ATT.....	18	Tyler Hansbrough at North Carolina (02/13/07)
	12	Josh McRoberts at Duke (01/06/07)
	12	REITZ, Joe vs WESTERN MICHIGAN (11/23/06)
FT PCT (min 3 made).....	1.000 (11-11)	Gavin Grant vs N.C. State (03/10/07)
	1.000 (8-8)	Hicks, Raymond at Miami (01-23-07)
	1.000 (7-7)	TOOMS, Bart vs UNCG (01/10/07)
	1.000 (6-6)	RICE, TYRESE vs Boston College (02/21/07)
	1.000 (4-4)	Ben McCauley vs N.C. State (03/10/07)
	1.000 (4-4)	Shamaine Dukes vs Wake Forest (03/09/07)
	1.000 (4-4)	Sean Singletary at Virginia (03/01/07)
	1.000 (4-4)	Brandon Costner vs N.C. State (01/31/07)
	1.000 (4-4)	Clemente, Denis at Miami (01-23-07)
	1.000 (4-4)	Barry Durosier vs West Florida (11/14/06)
	1.000 (3-3)	Dennis Horner vs N.C. State (03/10/07)
	1.000 (3-3)	Trevor Booker vs Clemson (03/04/07)
	1.000 (3-3)	Clemente, Denis vs Miami (02/24/07)
	1.000 (3-3)	McClinton, Jack vs Miami (02/24/07)
	1.000 (3-3)	Uche Echefu at Florida State (01/17/07)
REBOUNDS.....	15	Tyler Hansbrough vs North Carolina (01/13/07)
	13	DUDLEY, Jared at BOSTON COLLEGE (2-3-07)
	13	Al Thornton at Florida State (01/17/07)
ASSISTS.....	8	RICE, TYRESE at BOSTON COLLEGE (2-3-07)
	7	Engin Atsur at NC State (2/18/07)
	7	Ben McCauley at NC State (2/18/07)
STEALS.....	5	Paul Gause vs Seton Hall (12/21/06)
	4	Crittenton, Javaris at Georgia Tech (1/28/07)
	4	YOUNG, Tony vs SOUTHERN ILLINOIS (11/26/06)

BLOCKED SHOTS.....	5	Ekene Ibekwe vs Maryland (01/21/07)
	5	BRO GREBE, Jean F. at Marshall (12/30/06)
TURNOVERS.....	7	Marcus Grant vs West Florida (11/14/06)
	6	Ishmael Smith vs Wake Forest (03/09/07)
	6	DUDLEY, Jared vs Boston College (02/21/07)
	6	D.J. Strawberry vs Maryland (01/21/07)
	6	Greg Paulus at Duke (01/06/07)
	6	Josh McRoberts at Duke (01/06/07)
	6	Paul Gause vs Seton Hall (12/21/06)
	6	Brandon Johnson vs Old Dominion (12/06/06)
	6	Deondre Boynton vs West Florida (11/14/06)
	6	Tywain McKee vs Coppin State (11/10/06)
FOULS.....	5	L.D. Williams vs Wake Forest (03/09/07)
	5	Harris,Anthony vs Miami (02/24/07)
	5	Graham,Jimmy vs Miami (02/24/07)
	5	Reyshawn Terry at North Carolina (02/13/07)
	5	Smith, Jeremis at Georgia Tech (1/28/07)
	5	Morrow, Anthony at Georgia Tech (1/28/07)
	5	Marcus Ginyard vs North Carolina (01/13/07)
	5	Dan Geriot vs Richmond (01/03/07)
	5	ROSS, Chris at Marshall (12/30/06)
	5	Ishmael Smith vs Wake Forest (12/17/06)
	5	Valdas Vasylius vs Old Dominion (12/06/06)
	5	Vitor Boccardo vs West Florida (11/14/06)

Virginia Tech Men's Basketball
 Virginia Tech Team High/Low Analysis (as of Mar 12, 2007)
 All games

Virginia Tech - TEAM GAME HIGHS

POINTS.....	95	vs West Florida (11/14/06)
	94	vs North Carolina (01/13/07)
	94	vs Campbell (12/23/06)
	92	at Miami (01-23-07)
	92	vs Coppin State (11/10/06)
FIELD GOALS MADE.....	38	vs Campbell (12/23/06)
	35	vs West Florida (11/14/06)
	35	vs Coppin State (11/10/06)
FIELD GOAL ATTEMPTS.....	72	vs Coppin State (11/10/06)
	71	at North Carolina (02/13/07)
FIELD GOAL PERCENTAGE.....	.595 (25-42)	at Georgia Tech (1/28/07)
	.581 (25-43)	at Miami (01-23-07)
3 PT FIELD GOALS MADE.....	12	vs Coppin State (11/10/06)
	10	vs UNCG (01/10/07)
	10	vs Campbell (12/23/06)
3 PT FG ATTEMPTS.....	29	vs Coppin State (11/10/06)
	20	vs SOUTHERN ILLINOIS (11/26/06)
	20	vs West Florida (11/14/06)
3 PT FG PERCENTAGE.....	.667 (10-15)	vs UNCG (01/10/07)
	.625 (10-16)	vs Campbell (12/23/06)
FREE THROWS MADE.....	34	at Miami (01-23-07)
	27	vs North Carolina (01/13/07)
FREE THROW ATTEMPTS.....	42	at Miami (01-23-07)
	38	vs North Carolina (01/13/07)
FREE THROW PERCENTAGE.....	.895 (17-19)	vs Virginia (02/10/07)
	.833 (5-6)	vs Boston College (02/21/07)
REBOUNDS.....	51	vs Coppin State (11/10/06)
	47	vs Maryland (01/21/07)
ASSISTS.....	25	vs Campbell (12/23/06)
	24	vs West Florida (11/14/06)
STEALS.....	16	vs Seton Hall (12/21/06)
	14	vs North Carolina (01/13/07)
	14	at Duke (01/06/07)
BLOCKED SHOTS.....	12	vs Seton Hall (12/21/06)
	11	vs Virginia (02/10/07)
TURNOVERS.....	19	vs Seton Hall (12/21/06)
	18	vs SOUTHERN ILLINOIS (11/26/06)
FOULS.....	27	vs North Carolina (01/13/07)
	24	at Florida State (01/17/07)
	24	vs Seton Hall (12/21/06)

Virginia Tech Men's Basketball
 Virginia Tech High/Low Analysis (as of Mar 12, 2007)
 All games

	Opponent - GAME HIGHS	
POINTS.....	88	vs North Carolina (01/13/07)
	85	at Miami (01-23-07)
	82	at Florida State (01/17/07)
	81	at NC State (2/18/07)
	80	at North Carolina (02/13/07)
	80	at BOSTON COLLEGE (2-3-07)
FIELD GOALS MADE.....	32	at NC State (2/18/07)
	32	vs North Carolina (01/13/07)
FIELD GOAL ATTEMPTS.....	73	vs North Carolina (01/13/07)
	71	at Georgia Tech (1/28/07)
FIELD GOAL PERCENTAGE.....	.667 (32-48)	at NC State (2/18/07)
	.568 (25-44)	vs George Washington (12-3-06)
3 PT FIELD GOALS MADE.....	15	vs Campbell (12/23/06)
	12	at BOSTON COLLEGE (2-3-07)
3 PT FG ATTEMPTS.....	31	at BOSTON COLLEGE (2-3-07)
	27	vs Richmond (01/03/07)
3 PT FG PERCENTAGE.....	.733 (11-15)	at NC State (2/18/07)
	.625 (15-24)	vs Campbell (12/23/06)
	.625 (10-16)	at Virginia (03/01/07)
FREE THROWS MADE.....	31	at Florida State (01/17/07)
	25	at North Carolina (02/13/07)
FREE THROW ATTEMPTS.....	37	at North Carolina (02/13/07)
	34	at Florida State (01/17/07)
FREE THROW PERCENTAGE.....	.912 (31-34)	at Florida State (01/17/07)
	.905 (19-21)	at Miami (01-23-07)
REBOUNDS.....	47	vs North Carolina (01/13/07)
	47	vs Seton Hall (12/21/06)
ASSISTS.....	21	at NC State (2/18/07)
	20	at BOSTON COLLEGE (2-3-07)
STEALS.....	10	vs Seton Hall (12/21/06)
	10	vs SOUTHERN ILLINOIS (11/26/06)
BLOCKED SHOTS.....	8	vs Maryland (01/21/07)
	6	at Marshall (12/30/06)
TURNOVERS.....	29	vs West Florida (11/14/06)
	23	vs Campbell (12/23/06)
FOULS.....	27	at Miami (01-23-07)
	27	vs Wake Forest (12/17/06)

Virginia Tech Men's Basketball
 Virginia Tech High/Low Analysis (as of Mar 12, 2007)
 All games

Virginia Tech - GAME LOWS

POINTS.....	56	at NC State (2/18/07)
	56	at Virginia (03/01/07)
	58	at Marshall (12/30/06)
	59	vs N.C. State (01/31/07)
	59	at BOSTON COLLEGE (2-3-07)
FIELD GOALS MADE.....	18	vs Richmond (01/03/07)
	20	vs Wake Forest (12/17/06)
FIELD GOAL ATTEMPTS.....	42	vs Richmond (01/03/07)
	42	at Georgia Tech (1/28/07)
FIELD GOAL PERCENTAGE.....	.350 (21-60)	vs N.C. State (01/31/07)
	.353 (24-68)	at Marshall (12/30/06)
3 PT FIELD GOALS MADE.....	1	at Marshall (12/30/06)
	1	vs Maryland (01/21/07)
3 PT FG ATTEMPTS.....	6	vs Maryland (01/21/07)
	7	at BOSTON COLLEGE (2-3-07)
3 PT FG PERCENTAGE.....	.071 (1-14)	at Marshall (12/30/06)
	.133 (2-15)	at Virginia (03/01/07)
FREE THROWS MADE.....	4	at NC State (2/18/07)
	5	vs Boston College (02/21/07)
FREE THROW ATTEMPTS.....	6	vs Boston College (02/21/07)
	8	at NC State (2/18/07)
FREE THROW PERCENTAGE.....	.421 (8-19)	vs Campbell (12/23/06)
	.421 (8-19)	vs N.C. State (03/10/07)
REBOUNDS.....	21	at NC State (2/18/07)
	22	vs George Washington (12-3-06)
	22	at Florida State (01/17/07)
ASSISTS.....	6	vs WESTERN MICHIGAN (11/23/06)
	8	vs Maryland (01/21/07)
	8	vs N.C. State (01/31/07)
	8	at Virginia (03/01/07)
	8	vs N.C. State (03/10/07)
STEALS.....	1	at Virginia (03/01/07)
	4	at Georgia Tech (1/28/07)
BLOCKED SHOTS.....	0	vs Clemson (03/04/07)
	1	vs George Washington (12-3-06)
	1	vs Richmond (01/03/07)
	1	vs N.C. State (03/10/07)
TURNOVERS.....	2	vs Wake Forest (03/09/07)
	5	vs Richmond (01/03/07)
	5	vs N.C. State (01/31/07)
FOULS.....	12	vs MONTANA (11/24/06)
	12	at BOSTON COLLEGE (2-3-07)

Virginia Tech Men's Basketball
 Virginia Tech High/Low Analysis (as of Mar 12, 2007)
 All games

Opponent - GAME LOWS


POINTS.....	37	vs Appalachian State (12/10/06)
	43	vs Coppin State (11/10/06)
	47	vs West Florida (11/14/06)
	51	vs UNCG (01/10/07)
	52	vs Wake Forest (03/09/07)
FIELD GOALS MADE.....	12	vs Appalachian State (12/10/06)
	14	vs Coppin State (11/10/06)
FIELD GOAL ATTEMPTS.....	40	vs N.C. State (03/10/07)
	43	vs SOUTHERN ILLINOIS (11/26/06)
FIELD GOAL PERCENTAGE.....	.207 (12-58)	vs Appalachian State (12/10/06)
	.277 (18-65)	vs Seton Hall (12/21/06)
3 PT FIELD GOALS MADE.....	2	vs George Washington (12-3-06)
	3	vs Coppin State (11/10/06)
	3	at North Carolina (02/13/07)
	3	vs Wake Forest (03/09/07)
3 PT FG ATTEMPTS.....	6	vs George Washington (12-3-06)
	12	at Duke (01/06/07)
3 PT FG PERCENTAGE.....	.160 (4-25)	vs Appalachian State (12/10/06)
	.167 (3-18)	vs Coppin State (11/10/06)
FREE THROWS MADE.....	2	vs Richmond (01/03/07)
	3	vs MONTANA (11/24/06)
FREE THROW ATTEMPTS.....	5	vs Richmond (01/03/07)
	8	vs MONTANA (11/24/06)
FREE THROW PERCENTAGE.....	.375 (3-8)	vs MONTANA (11/24/06)
	.400 (2-5)	vs Richmond (01/03/07)
REBOUNDS.....	20	vs Campbell (12/23/06)
	24	vs Richmond (01/03/07)
ASSISTS.....	3	vs Coppin State (11/10/06)
	5	vs WESTERN MICHIGAN (11/23/06)
	5	vs Virginia (02/10/07)
	5	vs Wake Forest (03/09/07)
STEALS.....	1	vs Wake Forest (03/09/07)
	2	vs Old Dominion (12/06/06)
	2	vs Richmond (01/03/07)
	2	vs N.C. State (01/31/07)
	2	vs Virginia (02/10/07)
	2	at Virginia (03/01/07)
BLOCKED SHOTS.....	0	vs Seton Hall (12/21/06)
	0	at Miami (01-23-07)
TURNOVERS.....	8	at Miami (01-23-07)
	9	at BOSTON COLLEGE (2-3-07)
	9	at North Carolina (02/13/07)
FOULS.....	9	at NC State (2/18/07)
	10	vs Boston College (02/21/07)

THE 2006-2007 HOKIES



1

Zabian Dowdell
G • 6-3 • 190 • Sr.
Pahokee, Fla.



3

Nigel Munson
G • 6-0 • 180 • Fr.
Washington, D.C.




13

Deron Washington
G/F • 6-7 • 202 • Jr.
New Orleans, La.




14

Robert Krabbendam
C/F • 7-0 • 234 • r-So.
Hoom, The Netherlands




15

Terrance Vinson
F • 6-8 • 215 • r-Fr.
Valdosta, Ga.



21

Lewis Witcher
F • 6-9 • 218 • Fr.
Rocky Mount, Va.



22

Jamon Gordon
G • 6-3 • 212 • Sr.
Jacksonville, Fla.




23

Marcus Travis
G • 6-3 • 205 • r-Jr.
Blacksburg, Va.



24

Markus Sailes
G • 6-5 • 205 • r-Sr.
Richmond, Va.



33

Coleman Collins
F/C • 6-9 • 243 • Sr.
Stone Mountain, Ga.




34

Cheick Diakite
F • 6-8 • 217 • So.
Bamako, Mali



40

A.D. Vassallo
F/G • 6-6 • 217 • So.
Toa Baja, P.R.



42

Chris Tucker
F • 6-7 • 240 • Sr.
Fincastle, Va.



Seth Greenberg
Head Coach



Brad Greenberg
Associate Head Coach



Ryan Odom
Assistant Coach



Stacey Palmore
Assistant Coach



Rick Hall
Director of Men's
Basketball Operations