

WE ARE...

VIRGINIA TECH



2009-2010 BASKETBALL



A MESSAGE FROM HEAD COACH SETH GREENBERG

As I sit here in our offices in this beautiful new practice facility, I cannot help but realize what a great time it is to be a Hokie. This new building is the "WOW Factor!" that we need to in order to compete each and every day in the nation's best basketball conference: the ACC.

This is a facility that represents the university's commitment to the program. As a Virginia Tech basketball player, you now have every resource needed to work on your game and become the very best that you can be, both on and off the court. Every need of today's player has been addressed by the building and offers the finest components of any such structure in the nation. This facility represents the future of Virginia Tech basketball.

As impressive as this new building is, it is just a part of what we have to offer at Virginia Tech. Our 18,000 sq. ft., Quillen Family Academic Center is the best in the land and Cassell Coliseum has become known as one of the toughest home court environments in all of college basketball.

The ownership and passion of our students, alumni, community and the "Hokie Nation" are vital parts of this program that we continue to build. Virginia Tech basketball will enjoy success and will earn it the only way I know how: through hard work, dedication and a passion to be the best!

GO HOKIES!

Seth Greenberg

2009-2010 VIRGINIA TECH BASKETBALL

The predominant look of the Virginia Tech campus and of its successful men's basketball program is Hokie Stone. The stone, quarried in the New River Valley, is the perfect metaphor for the program. Solid, substantial and in it for the long run, Hokie fans can now witness an even stronger bond between the stone and the team, as the new \$21 million basketball practice facility opened its doors in August 2009. This building symbolizes the solid commitment the university has in basketball and the feeling of a substantial and long-lasting future of the program. The 2009-10 media guide features this new building, which gives the Hokies the WOW! Factor needed in the world of elite college basketball.

MEDIA GUIDE CREDITS

Editor: Bill Dyer,
Associate Director of Athletics Communications

Design: Anne Panella, Publications Director,
assisted by David Knachel, Mary Francis Czarsty
and Allison Jarnagin.

Contributors: Torye Hurst, Jimmy Robertson,
Matt Kovatch, Damian Salas, Allison Jarnigan,
Sarah Hurd, Kevin Hunt, Rachel Perrault, Rebecca
Favret, Caroline Rafferty, Joe Mehfoud and Anne
Panella. Special thanks to all former Hokie players,
especially Ace Custis, Page Moir and Myron
Guillory, along with former coaches Don DeVoe,
Charles Moir and Bill Foster.

Photography: Cover photographs were taken
by David Knachel of the Virginia Tech Office of
Athletics Communications. Many photos inside
the media guide were taken by Knachel, Woody
Veasey, Michael Shroyer and Tyler Henderson.
George Patch, Wayne Scarberry, Mark Nystrom, Jim
Bridgeman, Bill Setliff, Ruth Babylon, Tom Maguire,
AP Wirephoto, Damian Salas, Tony D'Antonio and
the Office of Student Life also contributed images.
Photographers of *The Roanoke Times* and University
Relations Visual Communications also contributed
to the media guide. Photos of professional players
were provided by NBA Photos, the Utah Jazz, the
New Jersey Nets, the New Orleans Hornets, the
Miami Heat, the Detroit Pistons, Hefelfinger Studio
Photography, Rocky Widner/ NBAE/Getty Images
and Steve Lipofsky/www.Basketballphoto.com.



In 2007, Virginia Tech
began a multi-year contract
with Nike for team apparel
and equipment.

TABLE OF CONTENTS

Basketball Staff

Assistant Coaches.....	39-41
Head Coach Seth Greenberg	34-37
Support Staff.....	42-44

Hokie Hoops!

Academics at Virginia Tech	8-9
Big League Facilities	10-11
Cassell Excitement	12-13
College Town, U.S.A.	22-23
First-Class Travel.....	19
National Exposure.....	18
Practice Facility.....	4-5
The Total Person.....	20-21
Virginia Tech in the ACC.....	6-7
Virginia Tech in the ACC Tournament	16-17
Virginia Tech in the NCAA Tournament.....	14-15
Yes, Virginia Tech!	24

General Information

Administration.....	167
Athletics Department Directory	180-181
Athletics Director Jim Weaver.....	166
Athletic Facilities.....	157-159
Athletic Fund/Roundball Club.....	178
Athletic Performance	171-173
Atlantic Coast Conference	76-82
Basketball Practice Facility	152-153
Cassell Coliseum/Bill Foster Suite.....	154-156
Hokiesports.com.....	190
Inside Hokie Sports.....	191
Media Information.....	184-186
Media Outlets	187
Monogram Club.....	179
National Media Exposure	192
Rock the Cassell!	160
Sports Medicine.....	176-177
Student Athlete Academic Support.....	168-170
Student Life	174-175
Success Story	182
This Is Virginia Tech.....	162-164

University President Charles Steger	165
Virginia Tech/ISP Sports Network.....	189

2008-2009 Season Review

2008-09 Senior Class	100
Box Scores.....	88-99
Results	87
Season in Review.....	84-86
Statistics.....	86

Numbers, Records and History

All-Conference Honors	134-135
All-Time Greats	126-133
Coaching Records	140
For the Record	118
Hall of Fame Inductee Chuck Noe	125
Hokies in the NBA	137-138
Individual Records	102-104
Coaches & Captains.....	139
Postseason Play.....	120-122
Records by Class	107
Series Records.....	116-117
Team Records.....	105-106
Tech Sports Hall of Fame.....	123-124
Top 10	114-115
Where Are They Now?	136
Year-by-Year Leaders	108-113
Year-by-Year Records.....	140-150

Previewing the 2009-2010 Season

A Talk With Seth Greenberg.....	38
Hokie Profiles	46-74
Message from Seth Greenberg	Inside Front
Opponent Information.....	188
Outlook	26-30
Quick Facts.....	2
Remembrance of Allen Calloway	2
Rosters.....	31
Schedule.....	30, Outside Back
TV/Photo Roster.....	32

QUICK FACTS

Location Blacksburg, Va. 24061-0502
 Basketball Address..... Basketball Practice Facility
 Washington Street, Suite 208
 Enrollment 30,000
 Nickname Hokies
 Colors Chicago maroon & burnt orange
 Conference..... Atlantic Coast Conference
 Arena (Capacity)..... Cassell Coliseum (9,847)
 Tech's All-Time Record 1281-1070
 President..... Dr. Charles Steger
 Director of Athletics..... Jim Weaver
 Head Coach Seth Greenberg (Fairleigh Dickinson, 1978)
 VT Record/Years 107-85 (6 years)
 Overall Record/Years 320-255 (18 years)
 Assistant Coaches..... Bill Courtney (Bucknell, 1992),
 Ryan Odom (Hampden-Sydney, 1996),
 James Johnson (Ferrum, 1993)
 Director of Men's Basketball Operations..... Adrian Autry (Syracuse, 1994)
 Director of Strength & Conditioning
 for Basketball Programs David Jackson (Virginia Tech, 1997)
 Video Coordinator..... Ryan Dowley
 Basketball Trainer Chad Hyatt

Basketball Secretary Sharon Spradlin
 2008-09 Record 19-15
 Conference Record/Finish..... 7-9 (7th in ACC)
 Starters Returning/Lost 3/2
 Letterwinners Returning/Lost..... 8/4
 Newcomers..... 5
 Assistant AD/Athletics Communications..... Dave Smith
 Associate ACO/Basketball Contact..... Bill Dyer
 ACO Secretary..... Donna Smith

DIRECTORY

Athletics Department (540) 231-6796
 Men's Basketball Office..... (540) 231-6725
 Athletics Communications Office..... (540) 231-6726
 Athletics Communications Fax..... (540) 231-6984
 Dyer's Office Phone (540) 231-8852
 Dyer's Home Phone (540) 552-8461
 Dyer's E-mail Address..... wdyer@vt.edu
 Web site www.hokiesports.com


ALLEN CALLOWAY (1983-2009)

On Sunday, Feb. 15, 2009, Virginia Tech lost a beloved and integral part of its basketball family. Former player Allen Calloway lost his courageous four-year battle with alveolar soft part sarcoma. The 25-year old died at his mother's home in High Point, N.C., of a heart attack brought on by the cancer. Diagnosed with the disease in the summer of 2005, Calloway never lost his determination to beat the cancer and was steadfast in his desire to not only return to his team, but, more importantly, earn his degree from Virginia Tech. Although the disease only allowed Calloway to play in two games his senior season, he continued his studies and in May 2006, earned his diploma in residential property management. He played 83 games in his Virginia Tech career, averaging 2.3 points and 2.3 rebounds per game. He will always be remembered as a good person, great teammate, true friend and a fighter to the end. And that smile. Allen will be greatly missed by all that he touched. Rest in peace, AC.


The Virginia Tech men's basketball team wore patches on their uniforms reading "AC" during last season in memory of Allen Calloway.



JT Thompson



Hokie Hoops!



VIRGINIA
TECH

BASKETBALL PRACTICE

MAKING PRACTICE PERFECT

The newest showplace in college basketball is now a reality on the Virginia Tech campus. The new basketball practice facility affords the Hokies every imaginable convenience needed to build an elite college basketball program.

This new \$21 million facility gives the Hokies the WOW! Factor so needed to compete at the highest level. The building, which ties together modern, state-of-the-art amenities with the architectural integrity of the beautiful Virginia Tech campus, is a shining beacon to the commitment the university has made to basketball.

Construction on the 49,000 square-foot facility began in April 2008, and the Hokies moved into the building in August 2009.

The minute you walk into this complex, the idea of "first class" envelops you. From the spacious and well-appointed offices that overlook the two practice gyms, to the modern locker room areas that include film rooms and player lounges, to the sports medicine room that allows even better care of student athletes, to the dedicated strength training and athletic performance rooms, this facility is a sight to behold.

The main lobby, with its presentations of the history and the promise of Virginia Tech basketball, is one of the outstanding features of the building. Behind the practice court, the facility boasts a patio area made to host social events, including cookouts and tailgating. A modern equipment room is stocked with all the finest gear made by Nike. Every conceivable detail was included in this building, all for the benefit, use and convenience of the Virginia Tech basketball player.



ICE FACILITY



THE FINEST FACI

GIIVING THE HOKIES THE WOW FACTOR



LITIES



VIRGINIA TECH I

COMPETING IN AMERICA'S TOP CONFERENCE




On July 1, 2004, Virginia Tech joined the Atlantic Coast Conference and more than 50 years of dreams came true as the Hokies assumed their rightful place in the ACC. Since joining the ACC, Virginia Tech has quickly become a force in the league.

Game night in "The Cassell" has been elevated to must-see entertainment as fan support and excitement has been overwhelming, making Cassell Coliseum one of the league's best home courts and most feared environments. ACC games are not just games, but events that unify the entire "Hokie Nation."

Over the last three seasons, the Hokies have defeated defending Big Ten Champion Iowa, arch-rival Virginia twice, nationally-ranked Maryland twice and No. 1 North Carolina inside one of the nation's top arenas, Cassell Coliseum. Add to that victories at No. 12 Clemson, No. 5 Duke, No. 4 North Carolina and No. 1 Wake Forest and the Hokies have become a team to contend with.



IN THE ACC



ACADEMICS AT VI

FOCUS ON EDUCATION



Virginia Tech men's basketball affords its student-athletes every opportunity and advantage in reaching the ultimate goal: Graduation.

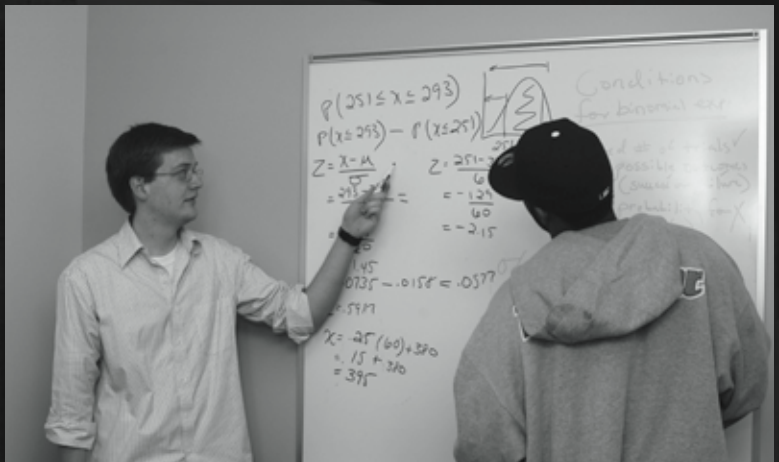
With use of the magnificent 18,000-plus square-foot Quillen Family Academic Center in Lane Stadium, Virginia Tech student-athletes have one of the nation's best facilities to help them flourish academically. The Student-Athlete Academic Support Services staff does an exemplary job in helping Virginia Tech student-athletes achieve in the classroom and earn their degrees.

The primary focus of all Virginia Tech student-athletes is to earn their degree. This has become so much a part of the basketball program that in each of the last three seasons, at least one Hokie has earned his degree before exhausting his eligibility.

Under the leadership of Jermaine Holmes and Katie Cross, both former student-athletes at Virginia Tech, the SAASS has gained a national reputation of being among the finest units in the country.



IRGINIA TECH



CASSELL COLISEUM



THE NATION'S TOP HOME COURT ADVANTAGE

“When it comes to big-game excitement and atmosphere, Cassell Coliseum takes a back seat to no one in the ACC. The feel is electric, leaving my headset tingling long after the game is over.”

— Len Elmore, ESPN

UM



“The support and enthusiasm by the Virginia Tech fans in Cassell Coliseum for their Hokies is as good a basketball atmosphere as there is anywhere in the United States.”

— Bob Knight, ESPN

“Cassell Coliseum has a great old school charm and tradition about it when you see it empty the day before a game. And then on game day, the loud and proud Hokie Nation shows up and all of the charm goes out the window for the visiting team. Cassell Coliseum becomes one of the ACC’s most difficult venues for opposing teams.”

— Jimmy Dykes, ESPN

“Cassell’s always been one of the truly tough places to play college basketball. Now, as an ACC school, its reputation will only grow.”

— Tim Brando, Fox Sports

“The home court Virginia Tech enjoys is one of the best in college basketball. The intensity and proximity of the home crowd in Cassell Coliseum gives opposing teams an intimidating experience, and the Hokies feed off their energy.”

— Stephen Bardo, ESPN

“Cassell is the ideal venue for college basketball. The pressure on top of you and the noise you can hear is amazing.”
— Arizona State coach Herb Sendek

POSTSEASON PLAY

TECH IN THE BIG DANCE

Virginia Tech is starting to become a regular fixture in the postseason. In the school's five seasons as a member of the Atlantic Coast Conference, the Hokies have made four postseason appearances.

Whether the team is on the road at a major NCAA Tournament site, or in the raucous confines of Cassell Coliseum, Virginia Tech and its enthusiastic fan base come to play and come to win!





ATIONWIDE ARENA

SOUTHERN ILLINOIS

OHIO STATE



Deron Washington speaking to the media after the Hokies' victory over Illinois in the first round of the 2007 NCAA Tournament.



The 2007 Tech team defeated Illinois in the first round of the 2007 NCAA Tournament, 54-52, in Columbus, Ohio.

THE ACC TOURNAMENT

AMERICA'S TOP CONFERENCE TOURNAMENT



With the exception of the NCAA Tournament, there is no larger stage on which to play college basketball than the Atlantic Coast Conference Tournament. Every year, the event is watched world-wide because it presents college basketball at its highest level. Great teams, great players, great coaches, great fans and great arenas make the tournament one of the most anticipated events on the calendar and one of the toughest tickets in all of sport.

Virginia Tech has quickly become a notable part of the tradition and excitement of this great tournament. During Virginia Tech's five seasons competing in this showcase, the Hokies have played some of the most memorable games in recent history.

The Hokies have earned first-round byes in three of their first five years in the event and bring a dedicated following to the tournament, regardless of its location. The Hokies and the "Hokie Nation" have become key players in college basketball's marquee conference tournament.



ENT




In 2009, former Hokie basketball player John Wetzel was named Virginia Tech's legend during a ceremony at the ACC Tournament in Atlanta, Georgia.



NATIONAL MEDIA EXPOSURE

HOKIES IN THE SPOTLIGHT



If playing on television and in front of great crowds in great venues is a true measure of a program, then perhaps no program has shown greater growth in recent years than Virginia Tech.

Along with trips to great venues and locations, the Hokie basketball team has seen an unprecedented increase in television games in the past five years. This season 14 conference games will be televised as part of a slate that will have at least 17 games televised in the

regular season. The Hokies will make four national television appearances before the start of conference play.

Print, radio and local television are also taking notice of Virginia Tech basketball. A packed Cassell Coliseum now includes a packed press row. And with the ever-growing importance of the Internet, Virginia Tech is poised to grow even more. "The Most Wired Campus" affords new media opportunities to further enhance Hokie exposure as technology continually advances.

2009-2010 Television Games

ESPN2

- Dec. 1 at Iowa
- Dec. 12 at Penn State
- Jan. 2 vs. Seton Hall (Cancun, Mexico)
- Feb. 16 vs. Wake Forest

ESPNU

- Feb. 10 at NC State
- Feb. 24 at Boston College

Fox Sports Net

- Jan. 10 at North Carolina
- Feb. 21 at Duke

Comcast SportsNet

- Jan. 28 at Virginia

Regional Sports Networks

- Jan. 16 at Florida State

Raycom

- Jan. 23 vs. Boston College
- Jan. 31 at Miami
- Feb. 4 vs. North Carolina
- Feb. 6 vs. Clemson
- Feb. 13 vs. Virginia
- Feb. 27 vs. Maryland
- Mar. 6 at Georgia Tech

The 2010 ACC Tournament will be broadcast by ESPN, ESPN2 and Raycom.

THE HOKIES ON THE ROAD

FIRST CLASS ALL THE WAY



When the Hokies hit the road, they do it in style! Before the rigors of ACC play begin, Tech takes every opportunity to play top opponents in first-class arenas at desirable locations. Since 2000, Virginia Tech has traveled to Las Vegas, New York City, the Virgin Islands, San Juan, Anchorage, New Orleans and Washington, D.C.

This season, a Thanksgiving weekend trip to Philadelphia and a New Year's visit to the beaches of Cancun, Mexico, highlight the non-conference slate.

Getting to the site of a game is also first-class. Tech charts jets to allow for safe, quick and efficient travel, while cutting down on the amount of class hours missed due to the rigors of travel. When shorter trips allow, Tech travels in luxury motor coaches equipped with state-of-the-art entertainment features.

When the team arrives at the location, only the best in accommodations will do. Full-service hotels and resorts with all the amenities await the team.

Virginia Tech basketball does it right!



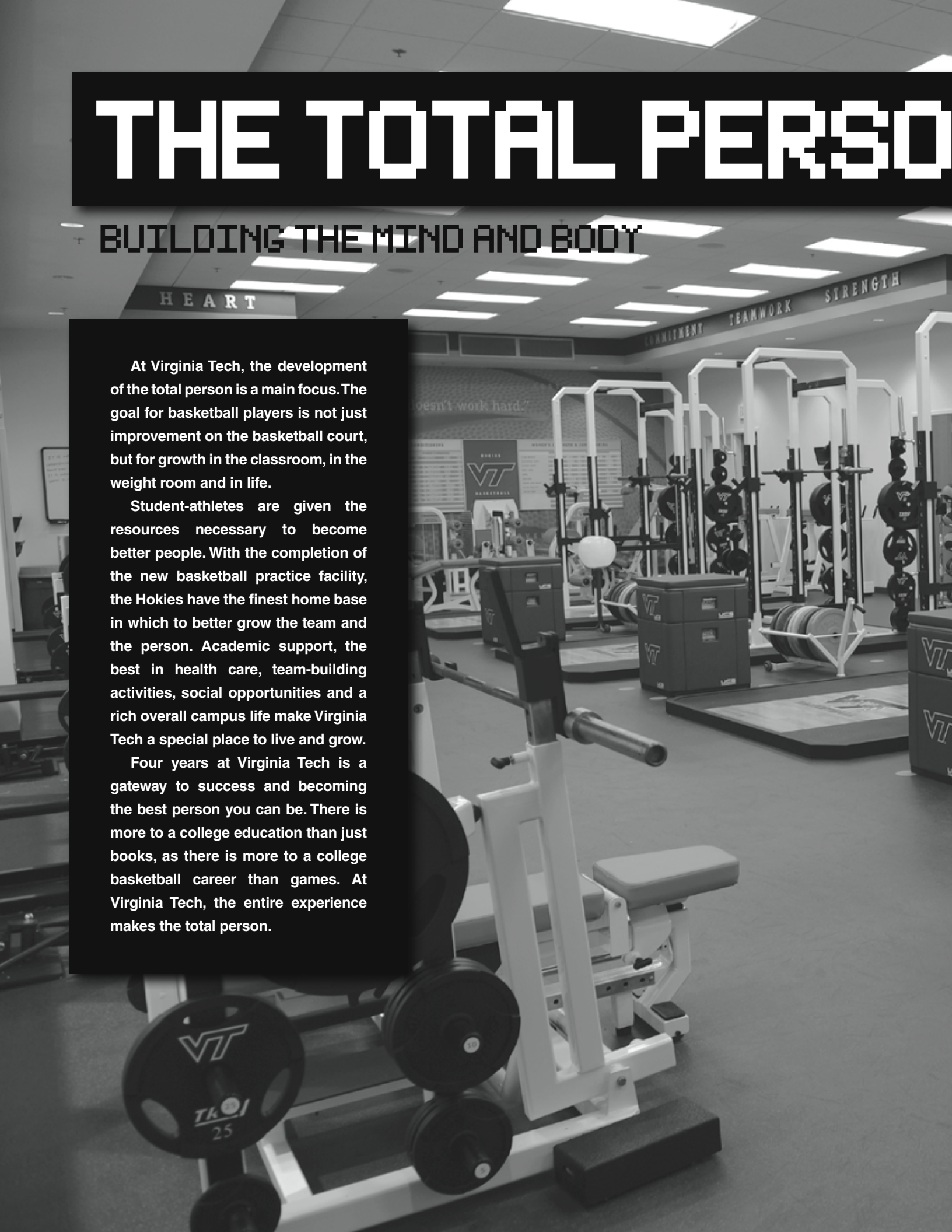
THE TOTAL PERSON

BUILDING THE MIND AND BODY

At Virginia Tech, the development of the total person is a main focus. The goal for basketball players is not just improvement on the basketball court, but for growth in the classroom, in the weight room and in life.

Student-athletes are given the resources necessary to become better people. With the completion of the new basketball practice facility, the Hokies have the finest home base in which to better grow the team and the person. Academic support, the best in health care, team-building activities, social opportunities and a rich overall campus life make Virginia Tech a special place to live and grow.

Four years at Virginia Tech is a gateway to success and becoming the best person you can be. There is more to a college education than just books, as there is more to a college basketball career than games. At Virginia Tech, the entire experience makes the total person.





SUCCESS COMPETITION




BLACKSBURG, VIR

COLLEGE TOWN, U.S.A

College Town, USA! That phrase says it all. Students at Virginia Tech have the best of all worlds from the community that is Virginia Tech and Blacksburg. Safe, friendly and affordable, Blacksburg holds all the charms of a true college town, while the New River and nearby Roanoke valleys offer the amenities of larger metropolitan areas.

An uncrowded campus that is world-renowned for its advanced technology means that a stress-free life away from the rigors of competition are available for all students. Culturally, socially, educationally and emotionally, there is no better place to spend your college career than Virginia Tech and Blacksburg.

GINIA



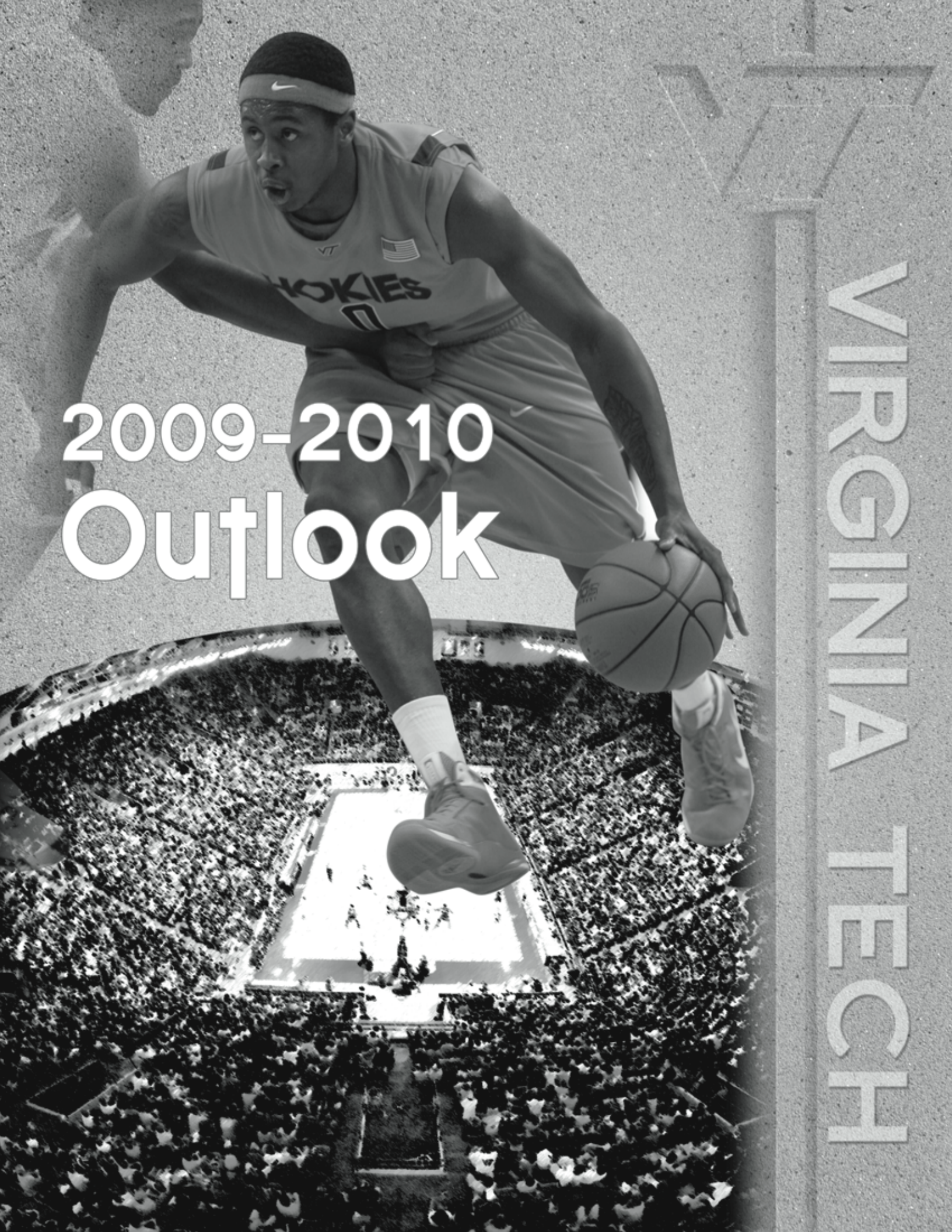
YES, VIRGINIA TECH!



For all the right reasons — Virginia Tech.

Providing a world-class education, outstanding facilities, national exposure, top-flight competition, a beautiful campus and one of the best total experiences in collegiate athletics.





2009-2010 Outlook

VIRGINIA TECH

2009-2010 OUTLOOK

Talented Tech faces tough opposition

Entering the 2009-10 season, the Virginia Tech Hokies will be a team of many certainties and just as many questions. The squad that will take the court will be as talented as any in school history, but the schedule will also be the most challenging. There will be no easy answers, but the test should be exciting to take.


With a core group of juniors, the Hokies have familiar faces at most positions, but will be faced with the prospects of replacing two starters from season's end. This year's freshman class will all be expected to see immediate action.

A.D. Vassallo entered Virginia Tech as a shooter but improved his game to the point that his loss will be measured in far greater areas than points and three-point shooting. Vassallo finished his career as the school's all-time leader in three-point field goals and is fifth on the all-time scoring list. But his defense, rebounding and passing improved during his senior year such that all areas of his game will be missed.

Also, Cheick Diakite has graduated. The post player from Mali wound up as a great success story in Blacksburg. As important as the strides he made in improving his game was his own personal development while at Tech. A strong force in the middle, Diakite became a complimentary piece of the Hokie offense his senior season.

The excitement for the 2009-10 season comes from the wealth of talented players that occupy all five spots on the floor. The Hokies are blessed with a great number of players who have been significant contributors in their careers, plus the four newcomers that represent perhaps the Hokies' finest group of signees.

The Hokies' top returning scorer from last season is also the Atlantic Coast Conference's top returning scorer, Malcolm Delaney. A true combo guard, Delaney has shown a marked and steady improvement ever since arriving on campus two years ago. Comfortable both bringing the ball up the court and having sets run for him, Delaney will be a strong candidate for preseason honors. His greatest strength may be that he has no visible weakness in his game.



Malcolm Delaney



VIRGINIA TECH BASKETBALL 2009-2010

Joining Delaney in the back court is returning starter Dorenzo Hudson. A strong, powerful wing, the junior has shown flashes of becoming a true force in the ACC. Hudson got a late start in the program but has improved consistently and now is poised to become a major player in the ACC.

"When you talk about our backcourt, it starts with Malcolm Delaney," head coach Seth Greenberg said. "Malcolm has proven to be one of the elite guards in the ACC. I expect great things from Dorenzo Hudson this coming season. He's made tremendous commitment to work on his ball handling and his decision making."

Freshman Erick Green, originally from Winchester, Va., spent last season in the ultra-competitive Washington Catholic Athletic Conference to improve his game. The year was well-spent, and now Green looks to play immediately in the Hokies' backcourt, allowing Delaney to slide to the two-guard spot on

occasion. Known as a player that makes things happen, Green will be given every opportunity to shine in his first season in Blacksburg.

Ben Boggs saw his senior year in high school cut short following a broken leg, but the powerful guard has rehabbed the injury and is ready for his freshman campaign. A tough player with outstanding skills, Boggs fits the Hokie system perfectly. He also will be counted on to see immediate playing time this season.


"We expect a number of newcomers to contribute in the backcourt," Greenberg said. "Erick Green has a great feel for the game and Ben Boggs has toughness and an ability to make shots and defend. We need our backcourt to be consistent and we are going to ask them all to contribute this season."

When discussing starters for the Hokies, it's warranted that JT Thompson be listed as well. A powerful combo forward, Thompson missed the first half of last season following hernia surgery. When he returned to the lineup, he continued to improve and exude what is needed most: an energy that helps drive the entire team. A tremendous athlete with an infectious desire for the ball, Thompson will play both on the wing and at power forward and should do nothing but continue to become a top-level ACC player.

Another of the Hokies' experienced players on the wing is junior Terrell Bell. A long, athletic player, Bell fills a lot of spots for Tech and is just as valuable on the defensive end as on the offensive. This could be a breakout year for Bell.



Dorenzo Hudson



Terrell Bell

VIRGINIA TECH BASKETBALL 2009-2010

He will be counted on to provide depth on the wing this season. Hudson can also move to the wing for the Hokies.

Manny Atkins possesses many skills, both on and off the court, to allow for success. A silky-smooth wing with a soft shooting touch and superior athleticism, Atkins fits well into the scheme of things at Tech. He should see early success in Blacksburg.

"There will be tremendous competition at the wing position this coming season," Greenberg said. "JT Thompson is healthy for the first time since arriving at Virginia Tech. He's physically-gifted athletically and he's worked extremely hard to improve his ability to make shots. Terrell Bell is possibly in the best shape of his life. He made tremendous sacrifices this summer by spending all 12 weeks in Blacksburg. Manny Atkins gives us another fierce competitor that understands what it takes to win."

The other top scorer returning for the Hokies is two-year starter Jeff Allen. Another of the vaunted junior class, Allen appears to be on the verge of breaking out as one of the league's top players. A forward with comparable skills in the post and the perimeter, Allen is one of the most dangerous players in the ACC. Not just an offensive wiz, Allen is one of the top steals men in the league and a rebounder of the highest order.

"Talk about the frontcourt starts with Jeff Allen," Greenberg said. "He is a proven ACC frontcourt player. He has the ability to score in the paint and on the perimeter. He cannot be seduced by his ability to make jump shots. He has to give us a physical presence up front, although we will use him as an inside-out four man."

The lone scholarship senior on the squad, Lewis Witcher, will once again be in the mix in the post for the Hokies. A veteran of ACC battles, Witcher will add great depth and experience to the front line. A solid contributor in his first three seasons at Tech, he needs to make big strides this year.

The only scholarship sophomore on the team is Victor Davila. The post player from Puerto Rico had a typical freshman season, showing flashes of brilliance while competing in the toughest league in the nation. As most young players do, he faded towards the end of the season, but Davila has the offensive skills and the dedication to hard work that should allow him to thrive in the Virginia Tech system.

"Lewis Witcher and Victor Davila each have gained valuable experience," Greenberg said. "Both are gifted athletically and have the ability to score around the basket. Both understand what we are doing, why we are doing it and how we do it."

Gene Swindle entered school last fall, but redshirted the 2008-09 season to work on his game. All outward appearances are positive in the past 12 months. He is now in much

better condition, and the time spent work on his footwork and skills will pay dividends this season in the ACC. He gives the Hokies added size in the post.

"Gene, in specific situations, has the ability to contribute," Greenberg said. "He needs to continue to work on changing ends of the floor and to better understand the how's and why's of playing at this level."

Cadarian Raines may be exactly what the doctor ordered for the Hokies. "Relentless" is a word one hears a lot when discussing this skilled post player. Tech needs a strong rebounder and force inside, and Raines should fill the bill beautifully.

"I look for Cadarian Raines to challenge for playing time up front," Greenberg said. "He is physically strong, has the ability to protect the front of the rim. He has a toughness about him, and he's hard to block out."

The Hokies also have brought another player into the fold, but Tech fans will have to wait until next season to see him shine. Allan Chaney, who saw extensive playing time at the University of Florida this past season, has transferred into the program. He will have to sit-out the 2009-10 season, but the powerful forward should be a major factor for the Hokies the following season.


This year's freshman class appears to fill



Lewis Witcher



Jeff Allen



JT Thompson



VIRGINIA TECH BASKETBALL 2009-2010

many needs for this team. A skilled point guard, a tough, competitive two guard, an athletic wing and a fierce rebounding post player will do nothing but improve this year's team.

Paul Debnam returns for his senior season. The guard joined the team as a walk-on during his sophomore season and has proven to be a valuable member of the squad, both on the court and in the locker room. Greenberg has said that under certain circumstances, Debnam could see time in competitive action this season.

This year's schedule will challenge the Hokies as few in the past have. Non-conference

games against major conference schools, topped with a road trip to Iowa in the BigTen/ACC Challenge, will test this team. Also, Tech will play in a Thanksgiving weekend tournament in Philadelphia that will include a meeting with Temple. This season's conference slate will, as usual, pit Tech against the best schools in the nation. There is never an easy game in the league, and this season looks to be one of the strongest on record.

"This year's schedule will be both challenging and rewarding," Greenberg said. "We have a terrific opportunity in our non-conference

schedule to find out more about ourselves, while preparing for the grueling ACC season.

"We will play against teams from a number of different major conferences and teams that play different styles of basketball. If we are fortunate enough to have success in our non-conference schedule, it will bode well for our ability to earn a post-season berth."

The promise of the 2009-10 season for the Hokies is tremendous. The program is on very strong ground and has all the resources needed – especially now with the new practice facility – to be a major force in the ACC.

2009-2010 SCHEDULE

Day	Date	Opponent	Time	TV
Philly Hoop Group Classic - Blacksburg, Va.				
Sun.	Nov. 15	BROWN†	4 p.m.	
Tues.	Nov. 17	UNCG	7 p.m.	
Mon.	Nov. 23	at Campbell	7 p.m.	
Philly Hoop Group Classic - Philadelphia, Pa.				
Fri.	Nov. 27	vs. Temple‡	8:30 p.m.	
Sat.	Nov. 28	vs. Delaware‡	6:15 p.m.	
Big Ten/ACC Challenge				
Tues.	Dec. 1	at Iowa††	9:30 p.m.	ESPN2
Sun.	Dec. 6	GEORGIA	3:30 p.m.	
Wed.	Dec. 9	VMI	7:30 p.m.	
Sat.	Dec. 12	at Penn State	7 p.m.	ESPN2
Sat.	Dec. 19	CHARLESTON SOUTHERN	7 p.m.	
Tues.	Dec. 22	UMBC	7 p.m.	
Wed.	Dec. 30	LONGWOOD	2 p.m.	
Sat.	Jan. 2	vs. Seton Hall (Cancun, Mexico)	7:30 p.m.	ESPN2
Sun.	Jan. 10	at North Carolina*	7:45 p.m.	FSN
Wed.	Jan. 13	MIAMI*	7 p.m.	
Sat.	Jan. 16	at Florida State*	6 p.m.	RSN
Mon.	Jan. 18	NORTH CAROLINA CENTRAL	8 p.m.	
Sat.	Jan. 23	BOSTON COLLEGE*	1:30 p.m.	Raycom
Thur.	Jan. 28	at Virginia*	7 p.m.	CSN
Sun.	Jan. 31	at Miami*	1 p.m.	Raycom
Thur.	Feb. 4	NORTH CAROLINA*	9 p.m.	Raycom split
Sat.	Feb. 6	CLEMSON*	4 p.m.	Raycom split
Wed.	Feb. 10	at NC State*	9 p.m.	ESPNU
Sat.	Feb. 13	VIRGINIA*	8 p.m.	Raycom split
Tues.	Feb. 16	WAKE FOREST*	7 p.m.	ESPN2
Sat.	Feb. 21	at Duke*	7:45 p.m.	FSN
Wed.	Feb. 24	at Boston College*	7 p.m.	ESPNU
Sat.	Feb. 27	MARYLAND*	4 p.m.	Raycom split
Wed.	Mar. 3	NC STATE*	7 p.m.	
Sat.	Mar. 6	at Georgia Tech*	4 p.m.	Raycom
Th.-Su.	Mar. 11-14	ACC Tournament (Greensboro Coliseum, Greensboro, N.C.)		Raycom/ESPN/ESPN2


* Atlantic Coast Conference Games

† Philly Hoop Group, Blacksburg, Va.

‡ Philly Hoop Group, Philadelphia, Pa.

†† Big Ten/ACC Challenge, Iowa City, Iowa

All times are EST and are subject to change



Victor Davila

2009-2010 ROSTER

ALPHABETICAL LISTING

No.	Name	POS	HT	WT	CL	HOMETOWN (HS/OTHER)
0	Jeff Allen	F	6-7	230	Jr.	Washington, D.C. (Hargrave Military Academy)
25	Manny Atkins	G/F	6-7	200	Fr.	Stone Mountain, Ga. (Tucker)
1	Terrell Bell	F	6-6	205	Jr.	Stone Mountain, Ga. (Stone Mountain)
24	Ben Boggs	G	6-4	200	Fr.	Roanoke, Va. (Hidden Valley)
3	Allan Chaney*	F	6-9	235	So.	Baltimore, Md. (University of Florida)
14	Victor Davila	F	6-8	245	So.	Canovanas, P.R. (Starmount [N.C.])
32	Paul Debnam	G	6-3	195	Sr.	Farmville, Va. (Prince Edward County)
23	Malcolm Delaney	G	6-3	190	Jr.	Baltimore, Md. (Towson Catholic)
11	Erick Green	G	6-4	185	Fr.	Winchester, Va. (Paul VI)
5	Dorenzo Hudson	G	6-5	220	Jr.	Charlotte, N.C. (Hargrave Military Academy)
4	Cadarian Raines	F	6-9	238	Fr.	Petersburg, Va. (Petersburg)
42	Gene Swindle	C	6-11	260	r-Fr.	Miami, Fla. (Gulliver Prep)
33	JT Thompson	F	6-6	210	Jr.	Monroe, N.C. (Hope Christian Academy)
21	Lewis Witcher	F	6-9	218	Sr.	Rocky Mount, Va. (Franklin County)

NUMERICAL LISTING

No.	Name	POS	HT	WT	CL	HOMETOWN (HS/OTHER)
0	Jeff Allen	F	6-7	230	Jr.	Washington, D.C. (Hargrave Military Academy)
1	Terrell Bell	F	6-6	205	Jr.	Stone Mountain, Ga. (Stone Mountain)
3	Allan Chaney*	F	6-9	235	So.	Baltimore, Md. (University of Florida)
4	Cadarian Raines	F	6-9	238	Fr.	Petersburg, Va. (Petersburg)
5	Dorenzo Hudson	G	6-5	220	Jr.	Charlotte, N.C. (Hargrave Military Academy)
11	Erick Green	G	6-4	185	Fr.	Winchester, Va. (Paul VI)
14	Victor Davila	F	6-8	245	So.	Canovanas, P.R. (Starmount [N.C.])
21	Lewis Witcher	F	6-9	218	Sr.	Rocky Mount, Va. (Franklin County)
23	Malcolm Delaney	G	6-3	190	Jr.	Baltimore, Md. (Towson Catholic)
24	Ben Boggs	G	6-4	200	Fr.	Roanoke, Va. (Hidden Valley)
25	Manny Atkins	G/F	6-7	200	Fr.	Stone Mountain, Ga. (Tucker)
32	Paul Debnam	G	6-3	195	Sr.	Farmville, Va. (Prince Edward County)
33	JT Thompson	F	6-6	210	Jr.	Monroe, N.C. (Hope Christian Academy)
42	Gene Swindle	C	6-11	260	r-Fr.	Miami, Fla. (Gulliver Prep)

*Will become eligible for the 2010-11 season

COACHING STAFF

Head Coach:

Seth Greenberg
(Fairleigh Dickinson, 1978)

Assistant Coaches:

Bill Courtney (Bucknell, 1992)
James Johnson (Ferrum, 1993)
Ryan Odom (Hampden-Sydney, 1996)

Director of Men's Basketball Operations:

Adrian Autry (Syracuse, 1994)

Assistant Strength & Conditioning

Coach for Men's Basketball:

David Jackson (Virginia Tech, 1997)

PRONUNCIATION GUIDE

CASSELL Coliseum.....Castle
TERRELL Bell.....tuh-RELL
Victor DAVILADAH-vuh-luh
Gene SWINDLE.....SWIN-duhl
CADARIAN Raines.....kuh-DARE-ee-an




TV/RADIO PHOTO ROSTER



0

Jeff Allen


F • 6-7 • 230 • Jr.
Washington, D.C.



1

Terrell Bell

F • 6-6 • 205 • Jr.
Stone Mountain, Ga.



3

Allan Chaney

F • 6-9 • 235 • So.
Baltimore, Md.



4

Cadarian Raines


F • 6-9 • 238 • Fr.
Petersburg, Va.



5

Dorenzo Hudson

G • 6-5 • 220 • Jr.
Charlotte, N.C.



11

Erick Green

G • 6-4 • 185 • Fr.
Winchester, Va.



14

Victor Davila


F • 6-8 • 245 • So.
Canovanas, P.R.



21

Lewis Witcher

F • 6-9 • 218 • Sr.
Rocky Mount, Va.



23

Malcolm Delaney

G • 6-3 • 190 • Jr.
Baltimore, Md.



24

Ben Boggs

G • 6-4 • 200 • Fr.
Roanoke, Va.



Seth Greenberg
Head Coach



Bill Courtney
Assistant Coach




James Johnson
Assistant Coach



25

Manny Atkins

G/F • 6-7 • 200 • Fr.
Stone Mountain, Ga.



32

Paul Debnam

G • 6-3 • 195 • Sr.
Farmville, Va.




Ryan Odom
Assistant Coach



Adrian Autry
Director of Basketball
Operations




David Jackson
Assistant Strength &
Conditioning Coach



33

JT Thompson

F • 6-6 • 210 • Jr.
Monroe, N.C.



42

Gene Swindle

C • 6-11 • 260 • r-Fr.
Miami, Fla.

meet the Coaches



VIRGINIA TECH

Head Coach **SETH GREENBERG**

Winning is contagious and, at Virginia Tech, Seth Greenberg has set the Hokies onto a course of winning and competing at the highest level. Now entering his seventh season as the head coach of the Hokies, Greenberg has established himself as not only a builder of programs, but as a coach who has an eye on the ultimate goal. Through hard work and teamwork, his Virginia Tech teams have

demonstrated all the attributes that allow for success, both on and off the court.

Greenberg has a career record of 320-255 and a 107-85 record in six seasons at Virginia Tech. His biggest victories as the head coach of the Hokies include a 70-69 win at No. 12 Georgia Tech and a 67-65 victory against No. 7 Duke in Cassell Coliseum in the 2004-05 season. But in the 2006-07 season, the Hokies engineered a

historic sweep over North Carolina, including a 94-88 win over the Tar Heels in Cassell Coliseum when UNC was the top-ranked team in the country. Couple that victory against North Carolina with a 69-67 overtime win at No. 5 Duke the week before, the Hokies spent time atop the ACC standings for the first time ever. During this past season, the win at No. 1 Wake Forest and an 80-77 win at No. 12 Clemson should be added to the list.

The Hokies completed the 2008-09 season with a 19-15 overall record and a 7-9 mark in the Atlantic Coast Conference. Tech made its third consecutive post-season appearance and its fourth in Greenberg's six years in Blacksburg. More importantly, the Hokies continued their growth into a consistent program that competes every year.

The season saw many highlights, most notably a 78-71 victory at No. 1 Wake Forest on Jan. 21. In his time at Virginia Tech, Greenberg is 2-3 against top-ranked teams, with all three losses coming on final possessions.

As the school year began, the Hokies moved into the new \$21 million practice facility. This building brings Virginia Tech basketball the "WOW Factor!" that it needs to compete among the elite in college basketball and is the culmination of a vision that Greenberg has for the university and its basketball program.

Since the end of last season, Greenberg has received two awards that not only speak to his success on the court, but his works off the court as well. In September, Greenberg was presented with the inaugural Al LoBalbo Award by his alma mater, Fairleigh Dickinson University. The award will be presented annually to a person who, like Coach Lo, has, through selfless service, tireless dedication and education through sport, made significant contributions that transcend competition for the betterment of athletics and all who are involved.

Also during the summer, Greenberg was notified that he would be inducted into The National Jewish Sports Hall of Fame and Museum on April 18, 2010. Coach Greenberg joins a long list of great Jewish basketball coaches already inducted into the Hall of Fame: Red Auerbach, Nat Holman, Red Holzman, Red Sarachek, Larry Brown, Herb Brown and, as of 2008, Bruce Pearl.

Greenberg led the Hokies to a 21-14 overall record and a 9-7 ACC record in the 2007-08 season, as the team advanced to the quarterfinals of the NIT. The Hokies, who lost five players to graduation from the 2006 season's NCAA Tournament team, were picked to finish 10th in the ACC in the preseason poll but surged to a fourth-place finish in the regular season. Tech has received a first-round bye in three of the five seasons the Hokies have been members of the ACC and have reached the semifinals twice.

On March 11, 2008, Greenberg added another honor, as he was named the Atlantic Coast Conference's 2008 Coach of the Year. This marked the second time in four years that Greenberg earned the honor.

Earlier last season, the Virginia Tech Athletics Department announced that Greenberg had



VIRGINIA TECH BASKETBALL 2009-2010



In the 2006-07 season, the Hokies defeated four nationally ranked teams and had a 3-0 record against teams ranked in the top-five. And as the 2009-10 season dawns, Greenberg has the Hokies poised for even loftier achievements.

Although fortunes are on the upswing, one thing has not changed since Greenberg arrived in Blacksburg: Virginia Tech succeeds due to hard work, preparedness and an attention to details.

"Coach Greenberg has exhibited tremendous leadership skills in building the basketball program into a team that can compete at the highest level," Virginia Tech Director of Athletics Jim Weaver said. "I am very proud of the fact that Coach Greenberg and his staff led the Hokies back to the NCAA Tournament and made a strong run at the ACC Championship. Seth has proven that he is a terrific recruiter and does a wonderful job of coaching and building team chemistry."

During his first season, he guided Virginia Tech to new heights in its quest to re-establish its place among collegiate basketball's elite. In his second season, the team even surpassed the accomplishments of the first year, and Greenberg showed his leadership abilities during a trying 2005-06 season.

Greenberg led a team that suffered numerous tragedies and, with his constant guidance, enabled the team to leave off-court

problems out of the game and focus on each contest. The Hokies finished the season 14-16 and remained a competitive force in the best conference in the nation, the ACC. Coleman Collins and Zabian Dowdell were named honorable mention All-ACC, and Jamon Gordon was named an ACC All-Defensive team selection and one of the top defensive players in college basketball. More importantly, the team grew as people, and those people were there to help one another during the trying times.

The challenges the Hokies faced in the 2005-06 season made the accomplishments of the past season even more meaningful. The word "team" aptly describes what Greenberg and his staff have built at Virginia Tech.

On April 3, 2003, the Hokies introduced Greenberg as their 27th head coach. A proven program builder, an admired and innovative tactician and an experienced recruiter, Greenberg took over the reigns of a Tech program that has made tremendous strides in his first six seasons in Blacksburg.

Greenberg earned his first major honor at Virginia Tech in 2005, being named the ACC Coach of the Year by the Atlantic Coast Sports Media Association. He was the fourth Hokie honored by the group for the team's play during the Hokies' inaugural ACC season. Dowdell was honorable mention All-ACC, Deron Washington was named to the ACC All-Freshman team,

signed a contract extension that will keep him the Hokies' coach through the 2013-14 season.

The Hokies completed the 2006-07 season 22-12 overall and boasted a 10-6 Atlantic Coast Conference mark. The third-place finish in the league and first-round bye in the conference tournament was a testament to the way the Hokies played the season - with toughness and intelligence, with hard-work and fundamentals.



Seth Greenberg and his wife, Karen (r), along with daughters Paige, Ella and Jacqueline.

SETH GREENBERG

VIRGINIA TECH BASKETBALL 2009-2010



Perhaps the biggest influences seen in the program have been the work ethic and attention to details that Greenberg and his staff have instilled. And when speaking of hard work, the principle begins at the top, with Greenberg himself. Long hours of watching film, instructing players and developing the program, along with tirelessly working to promote the program and university, while being involved in the community, have made Greenberg a popular face on the Blacksburg campus and in the "Hokie Nation."

Greenberg came to Virginia Tech from the University of South Florida, where he served as head coach for seven seasons. At USF, Greenberg had a record of 108-100. Prior to USF, Greenberg was the head coach at Long Beach State University, where his overall record was 105-70. In his 15 years as a head coach, Greenberg has an overall record of 244-198. An important side note is that, following his initial seasons at LBSU, USF and Virginia Tech, Greenberg compiled a 210-148 record at the three schools.

During his time at Long Beach State and USF, Greenberg's teams posted impressive records against major conference opponents. During his Long Beach State tenure there were wins over four nationally-ranked teams, including a 64-49 victory against then-No. 1 Kansas at Allen Fieldhouse in 1992-93. At South Florida, his teams were 2-0 against Ohio State, had two wins over Texas and won at Pittsburgh during the Panthers' run to the Sweet 16 in the 2001-02 season. The Bulls defeated eventual Final Four team Wisconsin in the 1999-2000 season.

At South Florida, Greenberg led the Bulls to two NIT appearances and victories in Conference USA play against nationally ranked opponents. The Bulls defeated BIG EAST member Providence and NCAA Tournament participants Memphis

and Gordon was named to the ACC All-Defensive team. The *Richmond Times-Dispatch* named Greenberg the Coach of the Year in the Commonwealth of Virginia.

"Seth Greenberg has created passion in and for our basketball program since his arrival in Blacksburg," Weaver said. "One thing is for sure - our players will play very hard every game."

Optimism was high as Greenberg began his tenure at Tech, but his first season (2003-04) in Blacksburg turned out even better than anyone could have possibly hoped for. The Hokies played well throughout the season, despite being limited by injuries. Most importantly, the team improved consistently throughout the year.

The aggressive, up-tempo style that Greenberg installed in his first season with the Hokies has seen immediate dividends and has brought a renewed sense of excitement to Cassell Coliseum, as well as to the "Hokie Nation." The Hokies led the BIG EAST Conference in steals, turnover margin and assist/turnover ratio in 2003-04 and led the ACC in turnover margin in 2004-05.

When the team needed to step up, it did. The Hokies finished the 2003-04 season strong, with a 15-14 overall record and a best ever 7-9 BIG EAST mark. The Hokies entered the BIG EAST Tournament as the eighth seed and defeated Rutgers, 61-58, in the first round before falling in the quarterfinals to nationally ranked Pittsburgh. Tech finished the regular season winning its last three games and last five home games. Picked to finish last in the league in the coach's preseason poll, the Hokies finished the regular season in eighth place.

As promising as the 2003-04 season was, no one could have expected the success that the Hokies enjoyed during the 2004-05 season. Tech finished the year 16-14 overall and 8-8 in league play, finishing the regular season in fourth place in the league and earning a first-round bye in

the ACC tournament. The Hokies also earned their first post-season bid since 1996, advancing to the second round of the NIT.

The 2005-06 season saw the team deal with numerous personal issues, but not surprisingly, manage to remain a cohesive unit and help each other through the rough spots, while continuing to make the improvements on the court that have led to the Hokies' reputation as a competitive force in the ACC. Credit Greenberg for never allowing the team to quit or feel sorry for themselves under the weight of adversity.

A proven recruiter, Greenberg has captured the excitement of the ACC move and continues to sign top recruiting classes.



Seth Greenberg (second from right) joined Len Elmore (ESPN), Tom Pecora (Hofstra), Jim Larranaga (George Mason), Bob McKillop (Davidson), Matt Doherty (SMU), Carmine Calzonetti (President of Tuesday's Child) and Norm Roberts (St. John's) in the Tuesday's Child benefit in September 2008.



and East Tennessee State, plus NIT participants St. Louis and DePaul in his final season at USF. The Bulls led C-USA in field goal percentage defense, allowing opponents to shoot just 39.9 percent from the floor. USF was among the conference leaders in three-point defense, blocked shots and steals. The Bulls also had the C-USA individual leader in assists.

A 1978 graduate of Fairleigh Dickinson, Greenberg was a four-year letter winner under head coach Al LoBalbo. His father, the late Ralph Greenberg, played at Long Island University under coaching legend Clair Bee, one of college basketball's all-time winningest coaches.

Greenberg began his coaching career as an assistant at Columbia in 1978. He moved to Pittsburgh two years later, where he made two trips to the NCAA Tournament in three years with the Panthers. He spent the 1983-84 season at Virginia, helping the Cavs reach the Final Four before moving on to Miami as an assistant under future Virginia Tech head coach Bill Foster. At Miami, he helped revive a program that had been dormant for a number of years.

Greenberg first went to Long Beach State as associate head coach under Joe Harrington. Greenberg replaced him three years later when Harrington accepted the head coaching position at Colorado. In his six seasons at LBSU, Greenberg led the 49ers to two NCAA Tournament appearances and one NIT appearance. He led LBSU to two Big West Conference championships and one Big West regular-season title. While Greenberg was at LBSU, the 49ers defeated four nationally ranked teams. Greenberg also tutored future NBA players Bryon Russell, Lucious Harris and Juaquin Hawkins.

Well-respected in the collegiate coaching community, Greenberg was named an original member of the 2007 NCAA Regional Advisory Committee in the summer of 2006.

In the summer of 2004, Greenberg received a lofty honor when he was inducted into the Five Star Basketball Camp's Hall of Fame. The honor, shared by some of the greatest coaches like Rick Pitino and Hubie Brown, was bestowed for the many years that Greenberg has been a part of the nation's top summer basketball camp as an instructor and guest speaker.

Known as one of the more insightful and knowledgeable coaches in the college game, Greenberg served as an analyst for College Sports Television's coverage of the NCAA Tournament each of the last three seasons and has worked with Fox Sports Radio on their NCAA coverage. He is often a guest on national, regional and local sports talk shows, including ESPN Radio and the "Jim Rome Show."

Greenberg has always been involved in charitable organizations and causes. In September, he was the winning head coach in the inaugural "Chairmen of the Boards" 3-on-3 charity basketball tournament to benefit Tuesday's Children in New York City. This group is the premiere non-profit organization serving the needs of the 9/11 community, providing a wide-range of programming from mentoring,

THE SETH GREENBERG FILE

COACHING EXPERIENCE

- Head Coach, Virginia Tech, 2003-present
107-85 record (.557)
- Head Coach, University of South Florida, 1996-2003
108-100 record (.519)
- Head Coach, Long Beach State University, 1990-96
105-70 record (.600)
- Associate Head Coach, Long Beach State University, 1987-90
- Assistant Coach, University of Miami, 1985-87
- Assistant Coach, University of Virginia, 1983-84
- Assistant Coach, University of Pittsburgh, 1980-83
- Assistant Coach, Columbia University, 1978-80

POSTSEASON APPEARANCES

- NIT — 1992, 2000, 2002, 2005, 2008, 2009 (Head Coach) 1988, 1990 (Assistant Coach)
- NCAA Tournament — 1993, 1995, 2007 (Head Coach) 1981, 1982, 1984 Final Four (Assistant Coach)

PERSONAL

- Born** April 18, 1956, Plainview, N.Y.
- High School** John F. Kennedy, 1974
- College** Fairleigh Dickinson University 1978
- Family** Wife Karen - Daughters Paige (21), Ella (18) and Jacqueline (14)

EDUCATION

- B.A., Broadcast Journalism, Fairleigh Dickinson University, 1978

YEAR-BY-YEAR COACHING RESULTS

Year	School	Record	Accomplishments
2008-09	Virginia Tech	19-15	NIT second round, 100th victory at Virginia Tech
2007-08	Virginia Tech	21-14	NIT quarterfinals, ACC Coach of the Year
2006-07	Virginia Tech	22-12	10-6 in ACC, NCAA first round victory
2005-06	Virginia Tech	14-16	250th coaching victory
2004-05	Virginia Tech	16-14	8-8 in ACC, 12-3 at home, NIT first round victory, ACC Coach of the Year
2003-04	Virginia Tech	15-14	11-4 at home, most BIG EAST victories
2002-03	South Florida	15-14	13-2 home record
2001-02	South Florida	19-13	NIT; most wins since 1991-92, 3rd-most in USF history
2000-01	South Florida	18-13	defeated No. 25 Texas
1999-00	South Florida	17-14	NIT; C-USA Co-Champs National Division
1998-99	South Florida	14-14	win at Texas; first ever win at Marquette
1997-98	South Florida	17-13	defeated No. 23 FSU
1996-97	South Florida	8-19	Top 25 recruiting class
1995-96	Long Beach	17-11	Big West Champs
1994-95	Long Beach	20-10	NCAA Tournament; Big West Tournament Champs
1993-94	Long Beach	17-10	Big West Runner-up
1992-93	Long Beach	22-10	NCAA Tournament; Big West Tourn. Champs; Two NBA picks
1991-92	Long Beach	18-12	NIT
1990-91	Long Beach	11-17	Top 20 recruiting class
19 seasons		320-255	9 postseason berths .557 winning percentage

to advocacy for children, to next-step life skills and leadership training for 9/11 families and rescue and recovery workers.

When confronted by the destruction of Hurricane Katrina, Greenberg knew he had to get involved. He served as the chairman of the organizing committee of AllCoachesCare.com, a major on-line sports auction that raised money for Habitat for Humanity and its efforts in helping to rebuild the Gulf Coast area. Working tirelessly, Greenberg helped the group acquire goods and services for the auction and also

spent countless hours speaking on television and radio and to media members getting the word out about the auction.

Greenberg and his wife, Karen, are the parents of three daughters: Page, 21, Ella, 18, and Jacqueline, 14. Paige is a senior at Virginia Tech, and Ella is a freshman cheerleader for the Hokies. Greenberg is active in a number of organizations and causes, including the Great American Teach-in, the American Heart Association, Coaches vs. Cancer and the Boys and Girls Club.

A TALK WITH SETH

Now that you are actually in the new practice facility, what are your impressions of the building?

"It blows me away. It's almost embarrassing to walk in the office every single day. It far exceeded my expectation. The architect, Whiting-Turner, the administration, they all came together to create a great team and a facility as good as any in America."

What are the different areas that this new facility will help this program?

"First, it gives our basketball program a home to call its own. A stand-alone building that represents the university's commitment to the program. Second, you have every resource needed, if you are a player, to work on your game. Our weight room is magnificent. We have baskets for the first time. We go from two baskets to eight baskets. We have an excellent film room, where we will be better able to present to our players concepts and ideas, whether it is scouting reports or self-scouting. This facility is a destination for our players throughout the day, with a first-class lounge. This facility represents the future of Virginia Tech basketball. Our players will enjoy being in this building"

How will the experience that the juniors have earned during the last two seasons affect this team as a whole?

"It will be very positive. I think, first of all, the success they had their first year gives them an understanding that they know they can win in this league and win at a high level. The disappointment of losing all those close games gives them a better understanding of the fine line between winning and losing. It makes them that much more committed, that much more dedicated to taking the next step. This team has won 40 games over the last two years, but they want to take that next step. I'm really excited about our junior class. I've seen them grow and mature. We are getting great leadership from Dorenzo Hudson, who is really now invested in our program. There is nothing more important than having players invest in a program."



What are the next steps that the Virginia Tech basketball program must take in order to reach its full potential?

"We just have to continue to acquire talent and the right type of talent. We have to continue to develop a culture. You have to remember, we are 50 years behind the rest of this conference. We have to continue to develop a winning atmosphere and a winning culture. We have to recruit our student body, our alumni and our community to have great passion and ownership in our program. We have to have our veteran players set a standard for what it takes to be successful and to be a member of this program."

Virginia Tech has shown the ability to play well and be victorious in big games since joining the ACC. What are the secrets?

"Not being an opponent; playing to win. Understanding that when you lace them up, you lace them up just like anyone else. Our mindset is that we expect to win each and every night and that we are going to compete at the very highest level. It's very simple: the hardest-playing, toughest team most times wins. And we want to be that team. The whole idea of playing hard, longer. Finding a way to create opportunities. And I think that we have a great home court. Cassell Coliseum is one of the premier on-campus venues in the country, for a player and a fan. We want it to continue to be a place that opponents don't want to come

to. We want to continue to play a style of play that people don't want to play against."

Where will the leadership come from on this year's team?

"I think Dorenzo Hudson will emerge as a great leader on this team this year. He has the personality; he's got the energy. He is invested in the program. Obviously, we expect Malcolm and Jeff to lead by example, but I really am excited about the emergence of Dorenzo as a leader. A guy who is not afraid to step up and help the underclassmen and coach them. A guy who holds other people accountable and has the respect of his teammates because of his work ethic."

Who are the players that you expect to have a big impact this season?

"JTThompson and Dorenzo Hudson are two players, as juniors, that I really expect to emerge. Those two guys are capable and have worked extremely hard. I hope Terrell Bell embraces his role and uses his length and his strength and his athleticism to his advantage. And up front, Victor Davila needs to give us a legitimate low post presence. Cadarian Raines needs to give us a guy who can block shots. Lewis Witcher needs to be a guy who gives us experience and energy. I expect a number of different players to step up and fill the void, not only with A.D.'s scoring, but A.D.'s ability to rebound the ball and make plays when the game is on the line."



Assistant Coach

RYAN ODOM



Now in his seventh season as a Hokie assistant, Ryan Odom has become a fixture on the recruiting trail. His hours of preparation and knowledge of the game have helped the Hokies identify hidden gems in recruiting over the last few seasons.

Odom, a member of Seth Greenberg's first staff at Virginia Tech, has seen his role increase in game preparation, development of player skills in practice and operation of an elite-level basketball program. In recent years, he has taken on an increased role in scouting

opponents and preparing scouting reports for the Hokies.

Odom handles many on-court coaching duties, both at practice and during games. His knowledge of the sport has benefited the Hokies in their drive to become one of the top programs in the country.

"Ryan has been with us since we arrived in Blacksburg. He very much understands what I want and how I want things done," head coach Seth Greenberg said. "He has a great passion for the game and has a strong coaching pedigree. We are trying to utilize his international contacts to broaden our recruiting base."

In Odom's first season with the Hokies, Tech posted a winning record and finished eighth in the BIG EAST Conference. In his second season, Tech finished fourth in its inaugural season in the Atlantic Coast Conference.

Odom came to Blacksburg from American University, where he served three seasons as an assistant under Jeff Jones. At American, Odom was responsible for the coordination of AU's recruiting efforts, as well as assisting with the on-court development of the program's student-athletes.

THE ODOM FILE

Full name: Robert Ryan Odom

Date of birth: July 11, 1974

Hometown: Durham, N.C.

High School: R.J. Reynolds '92

College: Hampden-Sydney '96

Wife: Lucia

Children: Connor (8), Owen (3)

EXPERIENCE

Virginia Tech – 2003-present
(Assistant Coach)

American University – 2000-03
(Assistant Coach)

UNC Asheville – 1999-2000
(Assistant Coach)

Furman – 1997-99 (Assistant Coach)

South Florida – 1996-97
(Administrative Assistant)

Before American, Odom spent one season as an assistant coach at UNC Asheville for head coach Eddie Biedenbach. Prior to that, he served two seasons as an assistant coach at Furman under Larry Davis and one season under Seth Greenberg at South Florida as an administrative assistant.

Odom is a 1996 graduate of Hampden-Sydney College with a degree in economics. The Tigers' starting point guard for four seasons and team captain as a senior, Odom helped lead HSC to an 80-30 overall record during his career and twice led teams to the NCAA Division III tournament. He finished his career as Hampden-Sydney's leading three-point shooter and was fourth in assists.

He and his wife, Lucia, have two sons, Connor, age 8, and 3-year-old Owen. Odom is the son of Dave Odom, who retired in 2008 as the head coach at South Carolina.



Coach Ryan Odom and his wife, Lucia, and their children Connor and Owen.

Assistant Coach

JAMES JOHNSON



James Johnson is in his third season as an assistant coach with the Hokies. A top-notch recruiter, Johnson was hired as assistant coach to fill the position vacated when Brad Greenberg was named head coach at Radford University following the 2006-07 season.

In his first two seasons with the Hokies, Johnson has established himself as a key assistant coach in the Atlantic Coast Conference. His knowledge of fertile recruiting areas has already paid dividends for the Hokies.



Johnson joined the Hokies following two seasons as an assistant at George Mason. While at Mason, he focused on organizing the team's defensive efforts in practice and games. The Patriots were a combined 45-23 in his two seasons and advanced to the 2006 NCAA Final Four.

"James' energy, enthusiasm and personality have been a tremendous asset to our program," head coach Seth Greenberg said. "JJ is a guy that gets things done. He has a tremendous rapport with our players, he is very diligent in his scouting responsibilities, and he's become an extremely effective recruiter."

Before joining the Patriots, Johnson spent two seasons as an assistant coach at Penn State. He was the recruitment coordinator for the Nittany Lions, responsible for bringing Geary Claxton to the team. Claxton was named to the Big Ten Conference All-Freshman Team. Johnson also was responsible for the breakdown of tape in scouting opponents for game preparation.

Prior to Penn State, Johnson had a one-year stint as an assistant at the College of Charleston. During his season at Charleston, the Cougars had a 25-8 overall record and claimed the Southern Conference regular season title. The 2002-03 team also won the Great Alaska Shootout and advanced to the second round of the 2003 post-season NIT. Prior to College of Charleston, Johnson spent two years as an assistant at Elon.

Johnson, a native of Powhatan, Va., was a four-year player and three-year starter at Ferrum College. A three-time Defensive Player of the Year, he helped guide his team to two conference championships and a berth in the NCAA Division III Tournament. He was also voted his team's Most Valuable Player in 1993. In

2001, Johnson was selected as one of the Top 10 players in Ferrum basketball history. In September of 2009, Johnson was elected into the Ferrum College Athletic Hall of Fame.

After graduating from Ferrum College with a bachelor of science in psychology in 1993, he immediately stepped into the coaching ranks at his alma mater and served as an assistant for two seasons. Johnson helped guide the Panthers to a regular-season conference title.

In 1995, Johnson moved on to Longwood College as an assistant and then spent one year at Hargrave Military Academy, where he worked with the post-graduate team. In 1997, he began a three-year run as an assistant at Old Dominion. In 1998, Johnson helped guide ODU to a 25-9 overall mark and the second round of the NIT.

Johnson is a member of the Black Coaches Association (BCA) and the National Association of Basketball Coaches (NABC). In March 2001, Johnson was named one of the Top 20 Assistant Coaches at Mid-Major Division I Schools by Rivals.com. He was a squad leader in the Army National Guard from 1989-91.

THE JOHNSON FILE

Full name: James Lewis Johnson
Date of birth: July 20, 1971
Hometown: Powhatan, Va.
High School: Powhatan HS
College: Ferrum '93

EXPERIENCE

Virginia Tech - 2007-present
 (Assistant Coach)
 George Mason - 2005-07
 (Assistant Coach)
 Penn State - 2003-05
 (Assistant Coach)
 College of Charleston - 2003-03
 (Assistant Coach)
 Elon - 2000-02
 (Assistant Coach)
 Old Dominion - 1997-2000
 (Assistant Coach)
 Hargrave Military Academy - 1996-97
 (Assistant Coach)
 Longwood - 1995-96
 (Assistant Coach)
 Ferrum - 1993-95
 (Assistant Coach)



Assistant Coach

BILL COURTNEY



Bill Courtney is the newest member of the Hokies' coaching staff, having joined the program in June of 2009. Courtney arrived at Virginia Tech following two months on the staff at VCU. Prior to VCU, he had spent the previous three years as an assistant at the University of Virginia.


"Bill Courtney brings a wealth of experience to our basketball program," head coach Seth Greenberg said. "He is a high-energy guy that has recruited our geographic footprint his whole career. He has a wealth of basketball knowledge, helping to build George Mason into the premier program in the CAA. I expect him to make great contributions both on the court and in recruiting."

Before arriving at Virginia, he was an assistant coach at Providence in the 2005-2006 season and spent eight years as the associate head coach at George Mason under Jim Larranaga. He originally joined Larranaga in the 1996-1997 season as an assistant at Bowling Green. Courtney began his collegiate coaching career the previous season at American University.

Courtney played collegiately at Bucknell, where he was an All-Patriot League selection during his junior and senior seasons. He also served as team captain as a junior and senior. He was inducted into the Bucknell Athletics Hall of Fame in October of 2007.

Courtney graduated from Bucknell in 1992 with a degree in education. He played professionally for the Philadelphia Spirit of the United States Basketball League and for the Milwaukee Bucks' NBA Summer League team in 1992. He also played in Hong Kong for two seasons, earning the league's Most Valuable Player honor and collecting the 1993 Asian All-Star game MVP award.

He and his wife, Gina, have two sons, Billy (8) and Derek (6).



THE COURTNEY FILE

Full name: William Lucius Courtney
Date of birth: May 4, 1970
Hometown: Springfield, Va.
High School: Robert E. Lee
College: Bucknell '92
Wife: Gina
Children: Billy (8), Derek (6)

EXPERIENCE

Virginia Tech – 2009-present
 (Assistant Coach)
 VCU – 2009
 (Assistant Coach)
 Virginia – 2006-09
 (Assistant Coach)
 Providence – 2005-06
 (Assistant Coach)
 George Mason – 1997-2005
 (Assistant Coach)
 Bowling Green – 1996-97
 (Assistant Coach)
 American – 1995-96
 (Assistant Coach)

Bill Courtney with his wife Gina with sons Derek and Billy.

Director of Basketball Operations

ADRIAN AUTRY



Adrian Autry begins his second season as Director of Men's Basketball Operations at Virginia Tech. Autry came to Tech from Paul VI High School in Fairfax, where he had been the assistant basketball coach since 2007.

"Adrian has really grown in the last year," head coach Seth Greenberg said. "He's got a wealth of experience as a player and coach. He's really adapted very quickly to the administrative responsibilities assigned to him. He is a tremendous conduit from me to our players. He just connects; they trust him, they believe in him."

At Virginia Tech, Autry works closely with Greenberg in the administration of the program and handles a wide-range of duties, including team travel, helping to monitor the team's academic progress and working as a liaison with the athletics administration.

At Paul VI, Autry performed numerous on-court and off-court duties. He assisted the planning and organization of practice, recruited academically and athletically qualified students and broke down game film, along with scouting future opponents. Prior to joining Paul the VI, Autry was the assistant coach at Bishop Ireton High School in Alexandria, Va. At Bishop Ireton, he performed many of the same duties as at Paul VI.

Away from high school basketball, Autry was an assistant coach with the Triple Threat AAU program since March 2008. Before that, he was a head coach with the NOVA United AAU program from March 2006 through January 2008. With NOVA United, he coached the 15-and-under team in 2007 and the 14-and-under team in 2006.

Autry is a 1994 graduate of Syracuse University with a bachelor's of arts degree in speech communications. At Syracuse, he was a four-year starter at point guard for head coach Jim Boeheim and team captain as a senior. He was a first team All-BIG EAST selection as a senior, a third team selection as a junior and a member of the BIG EAST All-Rookie team in

the 1990-91 season. The Orangemen won the BIG EAST regular season title in the 1990-91 season and the BIG EAST Tournament title in the 1991-92 season. The Orangemen played in three NCAA Tournaments while Autry was there, including a Sweet 16 berth his senior season. He is currently fifth on the school's all-time assists list and sixth in career steals at SU. He was a member of the 22-and-under USA Basketball World Championship gold-medal winning team in 1994.

"Adrian Autry is one of the best point guards and smartest players that we've ever had at Syracuse," Syracuse head coach Jim Boeheim said. "He has an outstanding basketball mind. He really understands the game of basketball and is great with player relationships. I think he will be a great young coach."

At St. Nicholas of Tolentine High School in the Bronx, N.Y., he was a McDonald's All-American in 1990 and a first team All-City selection in the 1989-90 season. The school won the New York City and State Championship in 1988, the same year they were named the number-one high school program in the nation.

Following graduation from Syracuse, Autry had an 11-year professional basketball career overseas. He played in numerous countries, including Greece, Russia, Italy,

THE AUTRY FILE


Full name: Adrian C. Autry
Date of birth: Feb. 28, 1972
Hometown: Bronx, N.Y.
High School: St. Nicholas of Tolentine, '90
College: Syracuse, '94
Wife: Andrea
Children: Aliyah (15), Adrian Jr. (12), Trey (5), Nina (2)

EXPERIENCE

Virginia Tech – 2008-present
 (Dir. of Men's Basketball Operations)
 Paul VI (Va.) H.S. - 2007-2008
 (Assistant Coach)
 Bishop Ireton (Va.) H.S. - 2005-2007
 (Associate Head Coach)

Spain and France. While playing overseas, he periodically submitted stories on basketball and living abroad for ESPN the Magazine. Autry has been involved in numerous summer basketball camps and clinics during the past several years, including working at collegiate and professional camps and elite clinics.

Autry is married with four children — daughters Aliyah (15) and Nina (2) and sons Adrian Jr. (12) and Trey (5). He and his wife Andrea live in Blacksburg.



Adrian Autry and his wife Andrea with Adrian, Jr., Nina and Trey.

Support Personnel



DAVID JACKSON

DIRECTOR OF STRENGTH & CONDITIONING FOR BASKETBALL PROGRAMS

David Jackson, in his third season as a strength and conditioning coach at Virginia Tech, has been named director of strength and conditioning for basketball programs. His dedication and knowledge of all areas of conditioning was evident last season as the youthful Hokies continued to improve throughout the season and with the increased fitness level of the players.

Jackson joined the Hokies following a successful career as a personal trainer in the Southern California area. While in Southern California, he developed personal fitness plans for more than 60 clients to enhance performance and fitness. His list of clients included the children of former hockey great, Wayne Gretzky.

No stranger to the Virginia Tech basketball program, Jackson played for the Hokies from 1994-97 under Bill Foster. His twin brother, Jim, also played for the Hokies. Jackson was a member of the 1995 NIT Championship team and the 1996 team that advanced to the second round of the NCAA Tournament. He played in 83 games for the Hokies, averaging 6.2 points per game.

"David Jackson may have been the best hire we've made since we have been at Virginia Tech," head coach Seth Greenberg said. "He has boundless energy, and he knows his trade. He helped design and implement the weight room in the new facility that might be as nice as any in the country. Our players respond to him and believe in him."

Prior to working in the personal fitness industry, Jackson was an assistant basketball coach at Fork Union Military Academy during the 1999-2000 season and a graduate assistant at Virginia Tech from 1997-99.

Jackson is a 1997 graduate of Virginia Tech with a degree in health and physical education and a minor in health education. He earned a master's degree in health education from Virginia Tech in 1999. Jackson's brother, Jim, was a letterman at Virginia Tech from 1992-97. Jackson and his wife, Essie, were married in the summer of 2009.



RYAN DOWLEY

VIDEO COORDINATOR

Ryan Dowley is in his sixth season as the video coordinator in the Virginia Tech men's basketball office.

His duties with the Hokies include coordinating the office's video operations, assisting with travel arrangements and on-campus recruiting. He works with head coach Seth Greenberg on daily assignments and works with the Seth Greenberg Basketball Camps.

"Ryan Dowley is more organized than crime," head coach Seth Greenberg said. "He is a man for all seasons. There is no take too big or too small for him to fulfill to help put us in a position to win."

Dowley came to the Hokies following one season as Director of Basketball Operations at the University of Wisconsin-Green Bay. At Green Bay, he organized travel plans, edited film and coordinated film exchange.

He served as an assistant coach at Shores Academy, a private school in Ocala, Fla., during the 2002-03 season and was an administrative assistant at Liberty University from 2000-02.

Dowley graduated from Liberty with a degree in sport management. As an undergraduate, he served as a student manager with the men's basketball team from 1996-2000 and was head manager as a senior.



David Jackson supervises a workout in the Hokies' new strength training facility.

Support Personnel



ERIC CROSS

EQUIPMENT MANAGER FOR MEN'S BASKETBALL

Eric Cross enters his ninth season as the equipment manager for the Virginia Tech basketball program. He is responsible for ordering, repairing and storing all equipment used by the men's and women's basketball teams.

A 2001 graduate of Virginia Tech with a degree in political science, Cross earned his master of science degree from Virginia Tech in 2007 in health and physical education. As an undergraduate at Tech, Cross was a student manager for the men's basketball team from 1999-2001. He is a member of the Athletic Equipment Managers Association.

"Eric Cross is a world-class equipment manager," head coach Seth Greenberg said. "He understands that there are many hats that position must reflect. He is a sounding board for our coaching staff and someone that takes great pride in making sure our players have everything they need to enable them to play at the very highest level."

He and Associate Director of Student-Athlete Academic Support Services, Katie Ammons, were married on September 20, 2009, and the couple lives in Christiansburg.



SHARON SPRADLIN

MEN'S BASKETBALL SECRETARY

Sharon Spradlin, a veteran of the Virginia Tech Athletics Department, is in her 17th season as the basketball secretary and her 23rd year in the Tech athletics department.

"Sharon Spradlin is my right arm; I really don't know where I would have been over the last six years without her," head coach Seth Greenberg said. "She keeps me on task and she organizes our office. She's a great listener for our players. Virginia Tech is a better place and for sure, our basketball program is better off for having Sharon as part of our team."

A native of Blacksburg, Va., Spradlin worked in the Tech sports information department from 1987-93 and began her current position in November 1993.

Spradlin graduated from Blacksburg High School and attended New River Community College. Spradlin and her husband, Stephen, have two children, Stacie and Josh, and six grandchildren, Savannah, Dalton, Lorelie, Grady, Cole and Grace.

In her spare time, Spradlin enjoys working in her church, reading and spending time with her family.



CHAD HYATT

ATHLETIC TRAINER FOR MEN'S BASKETBALL

Chad Hyatt begins his fifth year as an athletic trainer at Virginia Tech and his first season with the Tech men's basketball team.

Until this season, Hyatt has worked primarily with the football team. Hyatt came to Tech from Athens Orthopaedic Clinic in Athens, Ga., where he was a staff athletic trainer. In addition to his duties with the basketball team, he is the athletic trainer for golf and also supervises the lacrosse athletic trainer.

"I'm excited about working with Chad this coming season," head coach Seth Greenberg said. "He has big shoes to fill, as Keith Doolan was an outstanding trainer and confidante. Every indication is that Chad will be a tremendous asset to our program, as he is already building a great rapport and trust with our players and is extremely committed to their well-being."

A 2002 Tech graduate, Hyatt earned his bachelor of science in human nutrition, foods and exercise while minoring in communication studies. He earned his master's in sports management from the University of Georgia. During his time with the Bulldogs, Hyatt worked extensively with the football team, coordinating meals and hydration schedules on the road.

As an undergraduate at Tech, Hyatt worked with football, softball, indoor track, women's soccer, women's tennis and the cheerleading and dance teams.

Hyatt and his wife, Bari, welcomed their daughter, Lily, in the summer of 2009.

hokiesports.com



meet
the
Hokies

VIRGINIA TECH



21

LEWIS WITCHER

6-9 • 218 • SENIOR • FORWARD
ROCKY MOUNT, VA. • FRANKLIN COUNTY H.S.

Lone senior scholarship player for the Hokies ... Will battle for starting spot in the post this season ... Perhaps the strongest Hokie, holds most of the basketball weight room records ... Has a good instinct for offensive rebounding ... First local scholarship player signed by Seth Greenberg ... Hard worker who has shown consistent improvement.

2008-09: Appeared in 30 games, starting once ... Started and played a season-high-tying 19 minutes in the home game against Duke, pulling down a season-high five boards ... Scored a season-high eight points at Maryland ... Came off the bench to score six points at Miami ... Chipped in two points and three rebounds at home against Boston College ... Recorded a season-high two blocks against Richmond ... Scored six points in the home win against UVa ... Played seven minutes at Duke, grabbing two rebounds ... Scored two points and pulled down one rebound at Charleston Southern ... Picked up five points in the Hokies' 81-67 win over St. John's in the championship game of the Aeropostale Holiday Festival ... Chipped in five points at Georgia ... Tallied four points and collected four rebounds against Navy in the BB&T Classic at the Verizon Center ... Scored four points against Wisconsin in a season-



2006-07: Appeared in 30 games, starting 20 times as a freshman ... Averaged 2.9 points and 2.6 rebounds per game ... Fourth on the team in offensive rebounds, with 40 ... Played 17 minutes in the season opener against Coppin State ... Notched seven points and grabbed six offensive rebounds ... Against West Florida, played 13 minutes ... Recorded two points and one rebound ... Made one steal ... Played six minutes against Western Michigan ... Had one block ... Logged eight minutes against Montana ... Grabbed one rebound ... Earned his first career start against Iowa, playing 30 minutes ... Went 3-of-5 from the field and 1-of-2 from the line ... Grabbed four rebounds and blocked five shots ... Also had one steal ... Started and played 25 minutes against George Washington ... Went 3-of-4 from the field for six points ... Grabbed eight rebounds and made one steal ... Started against Old Dominion, playing 19 minutes ... Went 4-of-5 from the field and added two from the line for 10 points, his first game in double-digit scoring ... Nabbed four boards and made one block and one steal ... Started and played 28 minutes against Appalachian State ... Shot 3-of-6 from the field and chipped in two from the line for eight points ... Grabbed a career-high eight rebounds while tying his career-high in steals with one ... Started and played 25 minutes against Wake Forest ... Contributed four points on 2-of-4 shooting ... Grabbed three boards ... Played 16 minutes against Seton Hall ... Put in two points ... Started and played 18 minutes against Campbell ... Put in five points from 2-of-2 shooting and one from the charity stripe ... Nabbed four rebounds and made one block ... Started and played 26 minutes against Marshall ... Chipped in five points ... Nabbed four boards and had one block ... Started and played nine minutes against Richmond ... Earned the start and played 14 minutes in the upset of No. 5 Duke ... Chipped in four points and nabbed five boards ... Started and played 12 minutes against UNC Greensboro ... Went 2-of-3 from the field for four points ... Grabbed four rebounds and made one block ... Played 10 minutes in his start against North Carolina ... Grabbed two rebounds ... Started and played 13 minutes against Florida State ... Started and played six minutes against Maryland ...

high 19 minutes ... Turned in a complete game against Elon, scoring six points and pulling down four boards ... Picked up three points in 15 minutes of action against Mount St. Mary's ... Played 12 minutes in the season opener against Gardner-Webb, scoring two points and grabbing two rebounds.

2007-08: Started nine of the last ten games to end the season ... Finished tied for fourth in offensive rebounds with 41 ... Tied a career-high in rebounds with six vs. UAB ... Posted a career ACC game-high four blocks vs. Boston College after making a career ACC game-high four field goals vs. Georgia Tech ... Had perhaps his best collegiate game in the home win over Virginia, as he recorded a career ACC game-high 10 points ... Also made a career-high four free throws vs. UVA ... Posted a career-high two assists against Maryland ... Recorded a career-high two steals vs. Charleston Southern ... Scored a career-high 11 points during a season-high 22 minutes against UNC Asheville ... Made his first start of the season against Butler, recording five rebounds ... Made six of eleven field goals in the post-season ... Although he saw increased playing time in the final half of the season, committed just six turnovers in the team's last 14 games.

SEASON/CAREER GAME HIGHS

POINTS	
Season	8 at Maryland (2/14/09)
Career	11 vs UNC-A (12/1/07)
ACC	10 vs Virginia (2/2/08)

MINUTES PLAYED	
Season	20 at Maryland (2/14/09)
Career	30 vs Iowa (11/29/06)
ACC	25 vs Wake Forest (12/17/06)

FIELD GOALS MADE	
Season	4 at Maryland (2/14/09)
Career	5 vs UNC-A (12/1/07)
ACC	4 vs GT (2/23/08), at Md (2/14/09)

FIELD GOAL ATTEMPTS	
Season	6 vs Duke (2/29/09)
Career	7 vs Coppin State (11/10/06)
ACC	6, three times, last vs Duke (2/29/09)

3-PT FIELD GOALS MADE	
Season	N/A
Career	N/A
ACC	N/A

3-PT FIELD GOAL ATTEMPTS	
Season	N/A
Career	N/A
ACC	N/A

FREE THROWS MADE	
Season	2 vs Virginia (1/10/09)
Career	4 vs Virginia (2/2/08)
ACC	4 vs Virginia (2/2/08)

FREE THROW ATTEMPTS	
Season	2, five times, last vs UVA (1/10/09)
Career	6 vs Appalachian St (12/11/06)
ACC	4 vs Virginia (2/2/08)

REBOUNDS	
Season	5 vs Duke (2/28/09)
Career	6 at UNC (2/13/07, vs UAB 3/24/08)
ACC	6 at UNC (2/13/07)

ASSISTS	
Season	1 vs Navy (12/7/08)
Career	2 vs Maryland (1/12/08)
ACC	2 vs Maryland (1/12/08)

BLOCKS	
Season	2 vs Richmond (11/14/09)
Career	5 vs Iowa (11/29/06)
ACC	4 vs Boston College (2/26/08)

STEALS	
Season	1, four times, last at Duke (1/4/09)
Career	2 vs Charleston Southern (1/7/08)
ACC	1, eight times, last at Duke (1/4/09)

LEWIS WITCHER'S CAREER STATISTICS

Year	GP-GS	Min-Avg.	FGM-FGA-Pct.	3FG-FGA-Pct.	FTM-FTA-Pct.	Off-Def.	Reb-Avg.	A-TO	Blk	Stl	TP-Avg.
06-07	30-20	394-13.1	36-80-.450	0-0-.000	15-30-.500	40-39	79-2.6	2-11	12	8	87-2.9
07-08	35-13	446-12.7	39-75-.520	0-0-.000	15-23-.652	41-36	77-2.2	6-18	17	8	93-2.7
08-09	30-1	264-8.8	27-49-.551	0-0-.000	6-15-.400	17-26	43-1.4	1-10	9	5	60-2.0
TOTAL	95-34	1104-11.6	102-204-.500	0-0-.000	36-68-.529	98-101	199-2.1	9-39	38	21	240-2.5

LEWIS WITCHER

VIRGINIA TECH BASKETBALL 2009-2010


Grabbed two boards and put in two points ... Started and played nine minutes against Miami ... Tied his career-high in steals and dished out his first career assist ... Started and played 14 minutes against Georgia Tech ... Scored five points ... Pulled down three boards ... Played 10 minutes against NC State, putting in two points ... Started and played nine minutes against Boston College ... Tied his career-high in assists and steals... Played nine minutes against North Carolina ... Tied his career-high with a perfect two-for-two at the line, while setting a new career-high in rebounds with six ... Started and played 12 minutes against NC State ... Played one minute against Boston College ... Played five minutes against Miami, putting in two points and making one block ... Played

four minutes against Wake Forest in the ACC Tournament opener ... Logged nine minutes against NC State in the semifinals ... Put in four points and grabbed two boards ... Played seven minutes against Illinois in the first round of the NCAA Tournament ... Grabbed two boards ... Logged 10 minutes against Southern Illinois in the second round of the NCAA tournament ... Grabbed three boards and put in one point.

High School: Four-year letter winner at Franklin County High School in Rocky Mount, Va., for coach Doug Conklin ... Averaged 18.3 points and 12.5 rebounds per game with 110 blocked shots as a senior ... Played in the Virginia High School Coaches Association East-West All-Star game at the Hampton Coliseum ... Nominated for the

McDonald's All-American game ... Was named the *Roanoke Times* Timesland Player of the Year as a junior and senior ... First-team VHSL AAA All-State as a senior ... Second-team AAA All-State selection by the AP as a junior ... Was the Western Valley District Player of the Year as a junior and senior ... Averaged 17.3 points and 11.3 rebounds per game as a junior ... Ranked the No. 21 power forward nationally by Rivals.com and No. 70 nationally overall by Youth Prep Stars, No. 123 overall nationally by Hoop Alliance ... 2002-03 National English Merit Scholar ... Member of the National Honor Society.

Personal: John Lewis Witcher, II ... Born Nov. 18, 1987, in Roanoke, Va. ... Son of John and Velma Witcher ... Has one older sister ... Majoring in finance.



#

0

JEFF ALLEN

6-7 • 230
JUNIOR • FORWARD
WASHINGTON, D.C. •
HARGRAVE MILITARY
ACADEMY

Returning two-year starter for the Hokies ... One of the elite front court players in the ACC ... Strong candidate for pre-season honors ... Has become one of the steals leaders in the conference ... After working hard in the summer of 2008 to lose weight, spent the past summer adding muscle, while staying in condition ... Gifted inside player with great hands and reach ... Has a feel for offensive rebounding and an ability to put the ball in the basket ... Is bigger, stronger and has not lost any of his agility ... Needs to be consistent this year in every aspect of his approach and his productivity.

2008-09: Appeared in and started 33 of the team's 34 games as a sophomore ... Led the team in rebounds (277), blocks (42), steals (61) and double-doubles (nine) ... Was ranked among the ACC leaders in steals (5th, 1.8 spg) and rebounding (4th, 8.5 rpg) ... Recorded his ninth double-double of the season with 23 points and 10 rebounds in the double overtime win against Duquesne in the first round of the NIT ... Registered his eighth double-double of the season with 18 points and 12 rebounds against North Carolina in Blacksburg ... Scored 13 points at home against Duke ... Recorded his seventh double-double of the year at home against FSU with 12 points and 11 rebounds ... Pulled down nine rebounds and scored 15 points against Georgia Tech ... Tallied 21 points and eight rebounds against NC State ... Led the team with 23 points and 11 rebounds at Boston College ... Contributed 13 points, nine rebounds, two blocks and three steals against Clemson ... Totaled 17 points and six rebounds at Miami ... Added 16 points and seven rebounds in the win at No. 1 Wake Forest ... Had a career night at home against Boston College with 30 points, nine rebounds, three blocks, three steals and two assists ... Tallied 11 points and 12 boards against Richmond ... Scored 11 points and brought down eight boards at Charleston Southern ... Picked up 10 rebounds and scored 10 points against St. John's in the championship game victory at the Aeropostale Holiday Festival in Madison Square Garden ... Grabbed a career-high 21 rebounds against Longwood and added 19 points ... Picked up a season-high four steals against Elon while also scoring

JEFF ALLEN

VIRGINIA TECH BASKETBALL 2009-2010

12 points and collecting nine rebounds ... Averaged 19.0 ppg and 12.0 rpg during the O'Reilly Puerto Rico Tip-off ... Had back-to-back double-doubles, with a team-high 22 points and 11 rebounds against Xavier in the second round followed by a 17 point, 17 rebound effort against Seton Hall in the final game of the tournament ... Made a career-high four three-pointers against Fairfield while also blocking a career-high five shots in the first game of the tournament ... Totaled 13 points and nine boards against Mount St. Mary's ... Led the team with 19 points and nine rebounds against Gardner-Webb in the season-opener in Cassell Coliseum.

2007-08: Earned All-ACC Freshman and honorable mention All-Defensive honors ... Led the team in rebounding (7.6 rpg) and steals (69, 2.1 spg) ... Broke the school freshman record for steals at Clemson ... [Guard Dell Curry (1982-83) recorded 58 as a freshman] ... Fell four rebounds short of tying Ace Custis' freshman record in rebounds, of 255 ... Tied for the team lead in blocks (41, 1.3 bpg) and third in scoring (11.8 ppg) ... Fifth in the ACC in rebounding and 23rd in scoring ... Second in the ACC in steals and 10th in blocked shots ... Tied for second in the ACC in double-doubles and tied for first in the ACC for double-doubles among freshmen ... Scored in double figures in 24 of his 33 games as a freshman and had 11 games of 10-or-more rebounds ... Also had 10 games with three or more steals ... Led the team in scoring seven times and in rebounding 16 times ... Became just one of three Hokies (Jamon Gordon, A.D. Vassallo) to record a double-double in the ACC Tournament with his 10 point, 10 rebound performance against Miami ... Grabbed 10 or more rebounds in each of the Hokies' ACC Tournament games ... Posted a career-high four blocks at Clemson ... Had 13 points and 10 rebounds in the home win over Boston College ... Led the Hokies to a come-from-behind win at Maryland, where he scored 14 points and grabbed a game-high 14 rebounds ... Posted a career-high six steals at NC State ... Made the game-winning free throw in the home win over Maryland ... Named ACC Freshman of the Week for the second time that week (previous vs. Elon, 11-9-07) ... Posted a career-high three assists to lead Tech for the first time ever in the category



JEFF ALLEN'S CAREER STATISTICS

Year	GP-GS	Min-Avg.	FGM-FGA-Pct.	3FG-FGA-Pct.	FTM-FTA-Pct.	Off.-Def.	Reb-Avg.	A-TO	Blk	Stl	TP-Avg.
07-08	33-32	929-28.2	155-316-.491	4-19-.211	74-122-.607	70-181	251-7.6	30-89	41	69	388-11.8
08-09	33-33	1006-30.5	158-324-.488	17-42-.405	118-193-.611	93-184	277-8.4	43-90	42	61	451-13.7
TOTAL	66-65	1935-29.3	313-640-.489	21-61-.344	192-315-.610	163-365	528-8.0	73	179-83	130	839-12.7



SEASON/CAREER GAME HIGHS

POINTS

Season 30 vs Boston College (1/17/09)
 Career 30 vs Boston College (1/17/09)
 ACC 30 vs Boston College (1/17/09)

MINUTES PLAYED

Season 44 vs Duquesne (3/18/09)
 Career 44 vs Duquesne (2/18/09)
 ACC 40 at Miami (1/25/09)

FIELD GOALS MADE

Season 11 vs Boston College (1/17/09)
 Career 11 vs Boston College (1/17/09)
 ACC 11 vs Boston College (1/17/09)

FIELD GOAL ATTEMPTS

Season 19 vs UNC (3/4/09)
 Career 19 vs UNC (3/4/09)
 ACC 19 vs UNC (3/4/09)

3-PT FIELD GOALS MADE

Season 4 vs Fairfield (11/20/08)
 Career 4 vs Fairfield (11/20/08)
 ACC 2 at Miami (1/25/09)

3-PT FIELD GOAL ATTEMPTS

Season 5 vs Fairfield (11/20/08)
 Career 5 vs Fairfield (11/20/08)
 ACC 3, four times, last vs FSU (2/21/09)

FREE THROWS MADE

Season 9 at Boston College (1/31/09)
 Career 9 at Boston College (1/31/09)
 ACC 9 at Boston College (1/31/09)

FREE THROW ATTEMPTS

Season 15 vs Seton Hall (11/23/08)
 Career 15 vs Seton Hall (11/23/08)
 ACC 13 at Boston College (1/31/09)

REBOUNDS

Season 21 vs Longwood (12/14/08)
 Career 21 vs Longwood (12/14/08)
 ACC 14 at Maryland (1/12/08)

ASSISTS

Season 4 vs SHU (11/23/08), Elon (11/26/08)
 Career 4 vs SHU (11/23/08), Elon (11/26/08)
 ACC 3 vs BC (2/26/08), at Clem (2/25/09)

BLOCKS

Season 5 vs Fairfield (11/20/08)
 Career 5 vs Fairfield (11/20/08)
 ACC 4 at Clemson (3/9/08)

STEALS


Season 4 vs Elon (11/26/08), at Miami (1/25/09)
 Career 6 at NC State (3/9/08)
 ACC 6 at NC State (3/9/08)



against St. John's ... Had a career-high 16 rebounds against Old Dominion ... Named to the Great Alaska Shootout and Holiday Festival all-tournament teams ... Scored a season-high 21 points against Butler.

Prep School/High School: Played as a postgraduate for coach Kevin Keatts at Hargrave Military Academy after playing his senior season at Oak Hill Academy for Steve Smith ... Played as a sophomore and junior for Mike Jones at DeMatha High School ... Team's MVP at all three schools ... Honorable mention *Washington Post* All-Metro player as a junior ... Averaged a double-double as a sophomore and a junior, including 11 points and 13 rebounds per game as a junior ... He averaged 14.3 points and 10.6 rebounds per game while shooting 63.8 percent from the field as a senior at Oak Hill ... Oak Hill was 40-1 overall and ranked second nationally by *USA Today* ... Rated as the No. 1 prep player in the country in his last season at Hargrave ... Averaged 21 points, 6.1 assists, six rebounds and three steals at Hargrave.

Personal: Jeffery E. Allen ... Born June 12, 1987 in Washington, D.C. ... Son of Michelle Warren and Jeffery Allen ... Oldest of three children ... Majoring in sociology.



#1

TERRELL BELL

6-6 • 205 • JUNIOR • FORWARD/GUARD
STONE MOUNTAIN, GA. • STONE MOUNTAIN H.S.



Athletic wing player who should see increased playing time this season ... Made a tremendous sacrifice over the summer, staying in Blacksburg for both summer sessions to work on his game ... Has the potential to be a perimeter lock-down defender ... Has all the intangible traits needed to succeed in the ACC ... Long, quick and active player ... Smart player that fits the Virginia Tech system ... Active running the court and flashing to the basket.

2008-09: Played in 32 games for the Hokies, making two starts ... Scored three points and pulled down three boards at Clemson ... Started and played six minutes against FSU ... Chipped in three points and two rebounds at UVa ... Scored seven points and pulled down six rebounds at Maryland ... Grabbed a career-high seven rebounds in the home victory against Georgia Tech ... Played a career-high 25 minutes against NC State, recording four points, six rebounds, three assists and two steals ... Tallied eight points on four-for-six shooting while adding five rebounds against Richmond ... Scored five points against UVa while adding three rebounds, three assists, a block and a steal ... Dished out a career-high four assists at Charleston Southern ... Totaled four points and four rebounds versus St. John's in 13 minutes of action in the championship game of the Aeropostale Classic ... Made his first

career start against Columbia, scoring three points and collecting five rebounds ... Scored a career-high 12 points against Longwood on four-of-10 shooting ... Collected three points and three boards at Georgia ... Pulled down five rebounds against Navy ... Brought down a career-high six rebounds against Elon while dishing out three assists ... Scored three points and picked up three rebounds against Seton Hall ... Tied a career-high with three assists against Fairfield, while also scoring a then-season-high four points ... Played a career-high 24 minutes against Mount St. Mary's, tying a then-career-high with five rebounds ... Tied a career-high with two blocks in each of the first two games of his sophomore season ... Made a key block on a Gardner-Webb three-point attempt in the final seconds of the season opener to seal the victory for Tech.

2007-08: Tied a career-high with three assists against Morgan State ... Also hit his fifth career three-pointer in the contest ... Had his best game against Duke, playing a career-high 23 minutes while scoring nine points, posting five rebounds and tying a career-high in steals with two ... Tied a personal best with two steals against Charleston Southern ... Contributed defensively at Wake Forest, recording a steal, a rebound and a block in six minutes of play ... Posted a career-high three assists against

Liberty ... Recorded his first career steal and assist against UNC Asheville ... Made his first career shot, a 3-pointer, at Penn State ... Also recorded his first career block against the Nittany Lions ... Made his first appearance of the season at the Great Alaska Shootout against Eastern Washington after missing the season-opening win against Elon following hernia surgery.

High School: Four-year letterwinner at Stone Mountain H.S. for coach William Johnson ... District Player of the Year as a senior ... All-State selection as a senior ... Averaged 15.2 points per game as a senior.

Personal: Terrell D'Anthony Bell ... Born January 15, 1989, in Decatur, Ga. ... Son of Tyra Majors and Hank Bell ... Majoring in apparel, housing, resource management/apparel design.

TERRELL BELL'S CAREER STATISTICS

Year	GP-GS	Min-Avg.	FGM-FGA-Pct.	3FG-FGA-Pct.	FTM-FTA-Pct.	Off-Def.	Reb-Avg.	A-TO	Blk	Stl	TP-Avg.
07-08	33-0	233-7.1	20-46-.435	5-23-.217	16-24-.667	15-18	33-1.0	18-13	4	10	61-1.8
08-09	32-2	396-12.4	29-87-.333	6-31-.194	11-24-.458	37-48	85-2.7	31-24	7	13	75-2.3
TOTAL	65-2	629-9.7	49-133-.368	11-54-.204	27-48-.563	52-66	118-1.8	49-37	11	23	136-2.1



**SEASON/CAREER
GAME HIGHS**

POINTS

Season 12 vs Longwood (12/14/08)
Career 12 vs Longwood (12/14/08)
ACC 9 vs Duke (1/24/08)

MINUTES PLAYED

Season 25 vs NC State (2/8/09)
Career 25 vs NC State (2/8/09)
ACC 25 vs NC State (2/8/09)

FIELD GOALS MADE

Season 4 vs LU (12/14/08), Rich (11/14/09)
Career 4 vs LU (12/14/08), Rich (11/14/09)
ACC 3 vs Duke (1/24/08)

FIELD GOAL ATTEMPTS

Season 10 vs Longwood (12/14/08)
Career 10 vs Longwood (12/14/08)
ACC 7 vs NC State (2/8/09)

3-PT FIELD GOALS MADE

Season 1, six times, last vs. Baylor (3/21/09)
Career 1, 11 times, last vs. Baylor (3/21/09)
ACC 1, four times, last at UVa (2/18/09)

3-PT FIELD GOAL ATTEMPTS

Season 5 vs Longwood (12/14/08)
Career 5 vs Longwood (12/14/08)
ACC 3 vs BC (2/26/08)

FREE THROWS MADE

Season 3 vs Longwood (12/14/08)
Career 3, four times, last vs LU (12/14/08)
ACC 3 vs Duke (1/24/08), FSU (1/29/08)

FREE THROW ATTEMPTS

Season 4 at Maryland (2/14/09)
Career 5 vs Duke (1/24/08)
ACC 5 vs Duke (1/24/08)

REBOUNDS

Season 7 vs Georgia Tech (2/11/09)
Career 7 vs Georgia Tech (2/11/09)
ACC 7 vs Georgia Tech (2/11/09)

ASSISTS

Season 4 at Char. Southern (12/29/08)
Career 4 at Char. Southern (12/29/08)
ACC 3 vs BC (1/26/08), NCSU (2/8/09)

BLOCKS

Season 2 vs GWU (11/14/08), MSM (11/17/08)
Career 2, three times, last vs MSM (11/17/08)
ACC 1, three times, last vs NCSU (2/8/09)

STEALS

Season 2 vs Columbia (12/20/08), NCSU (2/8/09)
Career 2, five times, last vs NCSU (2/8/09)
ACC 2 vs Duke (1/24/08), NCSU (2/8/09)

MALCOLM DELANEY

6-3 • 190

JUNIOR • GUARD

BALTIMORE, MD.

TOWSON CATHOLIC H.S.

Two-year starter at guard for the Hokies ... ACC top returning scorer ... Strong candidate for preseason honors ... One of the nation's top juniors ... Can play either guard position ... Solid defensive player ... Outstanding shooter with unlimited range ... Plays big in big games ... Sees the floor well and knows how to feed the post ... Fits the Virginia Tech style of play well ... Could be one of the toughest backcourt matchups in the ACC ... Proven ability to get to the free throw line, where he is the Hokies' all-time leader in free throw percentage ... Is a typical "Baltimore" style guard.

2008-09: Named third-team All-ACC ... Scored more than 20 points in 12 games and more than 15 points in 25 contests ... Second on the team in scoring, averaging 18.2 ppg ... Ranked among the ACC leaders in scoring (6th, 18.1 ppg), assists (5th, 4.5 apg), free throw percentage (3rd, 86.9%) and minutes played (2nd, 36.5) ... Led the Hokies with 14 points and a career-high-tying 10 assists in the loss to Baylor in the second round of the NIT ... Scored 20 points and dished out nine assists against Duquesne in the opening round win of the NIT ... Recorded the first double-double of his career with 17 points and 10 assists against North Carolina in the ACC Tournament ... Shot 14-for-15 from the free throw line and totaled 17 points against Miami in the opening round of the ACC Tournament ... Contributed 13 points and four steals at FSU ... Hit 10-of-10 free throws, totaling 19 points, six rebounds and five assists against North Carolina ... Had a 32-game double-figure scoring streak snapped against Duke but dished out eight assists in the contest ... Turned in a 26-point, six-assist performance at Clemson ... Led all scorers with 25 points against FSU ... Dished out five assists and tallied 11 points at Virginia ... Chipped in 16 points and three steals at Maryland ... Led all scorers with 23 points after going 14-for-15 from the line



MALCOLM DELANEY

VIRGINIA TECH BASKETBALL 2009-2010

Georgia Tech ... Shot 11-for-11 from the line and totaled 18 points against NC State ... Added 18 points, five assists and four rebounds at Boston College ... Turned in the ACC's best scoring performance of the season against Clemson, scoring 37 points on 11-for-17 from the field and 6-for-10 from behind the arc ... Scored a then-career-high 29 points at Miami ... Led the team with eight rebounds and 21 points at No. 1 Wake Forest ... Dished out four assists and scored 19 points against Boston College ... Scored 12 points and added five rebounds and four assists against Richmond ... Scored 24 points and added four rebounds, two assists and two steals against Virginia ... Led the team in scoring at Duke with 12 points ... Tied for the team lead with 16 points at Charleston Southern ... Won the Lou Carnesecca Award, given to the most valuable player of the Aeropostale Holiday Festival, after averaging 23.5 ppg, 6.5 rpg, 6.0 apg and 3.0 spg for the tournament ... Scored 22 points, while tallying a career-high eight assists and five steals against St. John's ... Led all scorers with 21 points against Navy in the BB&T Classic while tallying six rebounds, five assists, two blocks and a steal ... Dished out a then-season-high six assists against Wisconsin ... Continued strong performance at the O'Reilly Puerto Rico Tip-off with a then-career-high 25 points against Seton Hall ... Averaged 16.7 points-per-game in two games ... Scored 15 points and recorded five assists against Xavier ... Led the team with 18 points against Mount St. Mary's ... Scored 15 points, collected six rebounds and dished out four assists in the season opener against Gardner-Webb.

2007-08: Finished second on the team in assists (107, 3.1 apg) ... Fourth on the team in scoring (9.6 ppg) and minutes played



(27.3) and fifth on the team in rebounding (2.9 rpg) ... Started the last 24 games of the season and appeared in all 35 games ... Scored in double figures in all three Virginia Tech post-season games ... Had 15 double figure scoring games as a freshman ... Led the team in scoring three times ... Led the team in assists 12 times ... Made three or more three-point field goals in a game eight times as a freshman ... Had 10 games of four or more assists ... Attempted a career-high seven three-point field goals against Ole Miss, making three ... Tied a career-high in made field goals with six against UAB ... Earned ACC Tournament second-team honors after scoring 15 points against both

Miami and North Carolina ... The 15 points are the most scored by a Hokie freshman in an ACC Tournament game ... Posted a career-high eight rebounds in the home win over Boston College ... Made a career-high 13 free throws in the home win over Georgia Tech ... Had a career-high 20 points and tied a career-high in steals, with four, at UNC ... Made the game-tying three-pointer with 52 seconds remaining against Maryland in the home victory ... Posted a career-high eight assists against Charleston Southern ... Had a career-high two blocks against Hofstra and a career-high four steals at Wake Forest ... Both he and Deron Washington had a team-leading four rebounds against Gonzaga.

High School: Four-year letter winner at Towson Catholic for coach Josh Pratt ... Averaged 20 points, four rebounds and four steals as a senior ... Played in the Nike All-American All-Star game ... Co-MVP of the Spalding Hoopball Classic ... EA Sports second-team All-American ... Charm City Classic MVP ... Capitol Classic All-Tournament team ... Baltimore Catholic League Player of the Year ... *Baltimore Sun* Metro Player of the Year ... *Baltimore Examiner* Player of the Year ... Gatorade Player of the Year/Mr. Maryland ... All-County selection as a senior ... Three-time All-League selection ... Led team to the Baltimore Catholic League and MIAA Championships as a senior ... Scored 2,112 career points.

Personal: Malcolm Hakeem Delaney ... Born March 11, 1989, in Baltimore, Md. ... Son of Vincent and Patricia Delaney ... One older brother, Vincent, played football at Stonehill College ... Father played basketball at Vorhees College ... Majoring in apparel, housing, resource management/consumer studies.

MALCOLM DELANEY'S CAREER STATISTICS

Year	GP-GS	Min-Avg.	FGM-FGA-Pct.	3FG-FGA-Pct.	FTM-FTA-Pct.	Off.-Def.	Reb-Avg.	A-TO	Blk	Stl	TP-Avg.
07-08	35-24	954-27.3	102-243-.420	47-117-.402	85-108-.787	22-78	100-2.9	107-78	4	28	336-9.6
08-09	34-34	1255-36.9	160-416-.385	70-198-.354	225-259-.869	34-102	130-4.0	152-97	11	50	615-18.1
TOTAL	69-58	2209-32.0	262-659-.398	117-315-.371	310-367-.845	56-180	236-3.4	259-175	15	78	951-13.8

SEASON/CAREER GAME HIGHS

POINTS

Season	37 vs Clemson (1/29/09)
Career	37 vs Clemson (1/29/09)
ACC	37 vs Clemson (1/29/09)

MINUTES PLAYED

Season	43 at Miami (1/25/09), vs NCSU (2/8/09)
Career	43 at Miami (1/25/09), vs NCSU (2/8/09)
ACC	43 at Miami (1/25/09), vs NCSU (2/8/09)

FIELD GOALS MADE

Season	11 vs Clemson (1/29/09)
Career	11 vs Clemson (1/29/09)
ACC	11 vs Clemson (1/29/09)

FIELD GOAL ATTEMPTS

Season	19 at Miami (1/25/09), at Clem (2/25/09)
Career	19 at Miami (1/25/09), at Clem (2/25/09)
ACC	19 at Miami (1/25/09), at Clem (2/25/09)

3-PT FIELD GOALS MADE

Season	6 vs Clemson (1/29/09)
Career	6 vs Clemson (1/29/09)
ACC	6 vs Clemson (1/29/09)

3-PT FIELD GOAL ATTEMPTS

Season	11 vs Baylor (3/21/09)
Career	11 vs Baylor (3/21/09)
ACC	10 vs Clemson (1/29/09)

FREE THROWS MADE

Season	14 vs GT (2/11/09), vs Miami (3/12/09)
Career	14 vs GT (2/11/09), vs Miami (3/12/09)
ACC	14 vs GT (2/11/09), vs Miami (3/12/09)

FREE THROW ATTEMPTS

Season	15, three times, last vs Miami (3/12/09)
Career	18 vs Georgia Tech (2/23/08)
ACC	18 vs Georgia Tech (2/23/08)

REBOUNDS

Season	9 vs Columbia (12/20/08)
Career	9 vs Columbia (12/20/08)
ACC	8 vs BC (2/26/08), at WF (1/21/09)

ASSISTS

Season	10 vs UNC (3/13/09), vs Baylor (3/21/09)
Career	10 vs UNC (3/13/09), vs Baylor (3/21/09)
ACC	10 vs North Carolina (3/13/09)

BLOCKS

Season	2 vs SHU (11/23/08), Navy (12/7/08)
Career	2, three times, last vs Navy (12/7/08)
ACC	1 vs BC (1/17/09), at Clem (2/25/09)

STEALS

Season	5 at St Johns (12/21/08)
Career	5 at St Johns (12/21/08)
ACC	4, three times, last at FSU (3/8/09)



DORENZO HUDSON

#5





6-5 • 220 • JUNIOR • GUARD
CHARLOTTE, N.C. • HARGRAVE MILITARY ACADEMY



Returning starter for the Hokies who is poised for a breakout season ... Worked extremely hard on his dribble-drive game and his ball handling over the summer ... Physically dominating guard who has a tremendous competitive spirit ... Could become an outstanding defender to compliment his offensive skills ... Has significantly altered his body over the last two summers due to a strong commitment to conditioning ... Tireless worker who is always in the gym or the weight room ... Has a strong desire to get better every day.

2008-09: Appeared in all 34 games for the Hokies as a sophomore, starting 24 times ... Fifth on the team in scoring (4.6 ppg) ... Third on the team in three-point field goals made (23) ... Set a career high with 15 points in 42 minutes in the opening round NIT victory against Duquesne ... Scored seven points against North Carolina in the ACC Tournament ... Scored seven points and grabbed four rebounds against Miami in the first round of the ACC Tournament ... Played a then-career-high 35 minutes against Duke, scoring four points and tying a season-high with four rebounds ... Totaled six points and three assists against Georgia Tech ... Recorded eight points and two steals in 19 minutes at Boston College ... Scored five points and added three rebounds against Boston College ... Played 25 minutes at Duke ... Dished out a career-high five assists and collected a season-high four rebounds against Columbia in the opening round of the Aeropostale Holiday Festival ... Scored eight points and dished out two assists against Wisconsin ... Tied a career-high with three assists against Seton Hall in Puerto Rico ... Played a then-career-high 33 minutes against Xavier in Puerto Rico, scoring a then-season-high 10 points ... Played 31 minutes in the season opener against Gardner Webb.

2007-08: Posted a career-high five rebounds against Miami at the ACC Tournament ... Made a strong contribution off the bench in the win at Maryland ... Scored seven points while recording a steal and his second career block ... Made his second start of the season against Duke ... Made his first career start at Virginia, recording a career-high three assists ... Posted a career-high 14 points against Richmond to lead Tech ... Also had his first career block in the game ... Recorded a career-high three steals with two assists against Hofstra ... Scored in double digits (13 pts.) for the first time against Wake Forest ... Made his first basket against Liberty ... Made a brief appearance on the court against Old Dominion in his first game as a Hokie ... Joined the basketball team for practice on Friday, Dec. 14.

High School: Played as a post-graduate at Hargrave Military Academy for head coach Kevin Keatts, following graduation from Forest Hills High School in Union County, N.C. ... Was a teammate at Hargrave of fellow Hokie Jeff Allen ... Hudson and Allen helped lead Hargrave to a 22-5 overall record in the 2006-07 season, when the Tigers were national prep school finalists ... Scored 12 points in the 2007 Capital Classic, playing alongside future teammates Malcolm Delaney and Allen ... Was first team All-Piedmont and second team All-Observer by the *Charlotte Observer* as a junior at Forest Hills ... Was the Union County Player of the Year, averaging 21 points per game as a sophomore at Forest Hills High School ... Was ranked No. 51 overall and as the No. 14 shooting guard in the nation by Scout.com and ranked No. 70 by *Sports Illustrated*.

Personal: Dorenzo V. Hudson ... Born February 1, 1988, in Marshville, N.C. ... Guardian is uncle, Rick Taylor ... Cousin of teammate JT Thompson ... One of five children.

DORENZO HUDSON'S CAREER STATISTICS

Year	GP-GS	Min-Avg.	FGM-FGA-Pct.	3FG-FGA-Pct.	FTM-FTA-Pct.	Off.-Def.	Reb-Avg.	A-TO	Blk	Stl	TP-Avg.
07-08	26-2	321-12.3	37-104-.356	10-47-.213	6-11-.545	14-23	37-1.4	12-22	2	9	90-3.5
08-09	34-24	702-20.6	55-152-.362	23-69-.333	24-30-.800	15-48	63-1.9	38-36	4	19	157-4.6
TOTAL	60-26	1023-17.1	92-256-.359	33-116-.284	30-41-.732	29-71	100-1.7	50-58	6	28	247-4.1

DORENZO HUDSON

SEASON/CAREER GAME HIGHS

POINTS

Season 15 vs Duquesne (3/18/09)
Career 15 vs Duquesne (3/18/09)
ACC 13 at Wake Forest (12/23/07)

MINUTES PLAYED

Season 42 vs Duquesne (3/18/09)
Career 42 vs Duquesne (3/18/09)
ACC 35 vs Duke (2/28/09)

FIELD GOALS MADE

Season 5 vs Duquesne (3/18/09)
Career 5, three times, last vs Duquesne (3/18/09)
ACC 5 at WF (12/23/07)

FIELD GOAL ATTEMPTS

Season 9 at UVa (2/18/09), vs Duquesne (3/18/09)
Career 10 at Wake Forest (12/23/07)
ACC 10 at Wake Forest (12/23/07)

3-PT FIELD GOALS MADE

Season 2, four times, last vs Duquesne (3/18/09)
Career 3 at Richmond (1/3/08)
ACC 2 at WF (12/23/07), at Clemson (2/25/09)

3-PT FIELD GOAL ATTEMPTS

Season 5 at Virginia (2/18/09)
Career 6 at Wake Forest (12/23/07)
ACC 6 at Wake Forest (12/23/07)

FREE THROWS MADE

Season 4 vs Duke (2/28/09)
Career 4 vs Duke (2/28/09)
ACC 4 vs Duke (2/28/09)

FREE THROW ATTEMPTS

Season 4, four times, last vs Duquesne (3/18/09)
Career 4, four times, last vs Duquesne (3/18/09)
ACC 4 vs NC State (2/8/09), vs Duke (2/28/09)

REBOUNDS

Season 4, four times, last vs Duquesne (3/18/09)
Career 5 vs Miami (3/14/08)
ACC 5 vs Miami (3/14/08)

ASSISTS

Season 5 vs Columbia (12/20/08)
Career 5 vs Columbia (12/20/08)
ACC 3 at UVa (1/12/08), vs GT (2/11/09)

BLOCKS


Season 1, four times, last vs UNC (3/13/09)
Career 1, six times, last vs UNC (3/13/09)
ACC 1, four times, last vs UNC (3/13/09)

STEALS

Season 2, five times, vs. Baylor (3/21/09)
Career 3 vs Hofstra (12/28/07)
ACC 2 at Boston College (1/31/09)



JT THOMPSON



#33

**6-6 • 210 • JUNIOR • FORWARD
MONROE, N.C.
HOPE CHRISTIAN ACADEMY**

Poised to be a breakout player in the ACC this season ... Strong, powerful player who can play the four spot, as well as on the wing ... Had off-season ankle surgery and is healthy for the first time since arriving at Virginia Tech... Has shown steady improvement since arriving at Virginia Tech ... Missed the first 10 games of last season following hernia surgery ... His athleticism, bounce and attacking mindset will be unleashed now that he is healthy ... Relentless worker who likes to be coached ... Excels as a runner and rebounder ... Winning player with a high level of competitiveness.

2008-09: Appeared in 24 games for the Hokies, starting nine times ... Had surgery on Nov. 14 to correct an inguinal hernia and missed the first 10 games of the season ... Fourth on the team in scoring (6.5 ppg) and fifth in rebounding (3.7 rpg) ... Set a career high with 21 points on nine-of-12 shooting in 41 minutes against Duquesne ... Scored nine points and chipped in four rebounds against North Carolina in the ACC Tournament ... Turned in a complete game with 12 points and eight rebounds against Miami in the first round of the ACC Tournament ... Grabbed seven boards and added 13 points against Duke ... Recorded a career-high four steals at Clemson ... Registered his fourth double-digit scoring total of



the season at Virginia with 10 points ... Tied a career-high with two assists against Georgia Tech ... Played a then-season-high 29 minutes against NC State, scoring 12 points, while adding three rebounds and three steals ... Scored 10 points and pulled down eight rebounds against Richmond ... Made his first start of the season against Virginia ... Scored a then-career-high 15 points at Charleston Southern on 5-for-7 shooting ... Pulled down a season-high 10 boards against St. John's ... Saw first action of the year against Columbia in the Aeropostale Holiday Festival, totaling two points and four rebounds.

2007-08: Finished fourth on the team in rebounding (4.1 rpg) and fifth in scoring (5.6 ppg) ... Played at least 15 minutes in each of his last 16 games (missed the win at Maryland due to a sprained ankle) ... Recorded eight double-figure scoring games as a freshman ... Recorded a career-high two assists vs. UAB ... Posted double-figures in rebounds (10) for the second time ever in the home win over Wake Forest ... Led Tech in scoring for the first time ever with 13 points in the home win over Boston College ... Scored 13 points and added eight rebounds in the home win over Georgia Tech... Made his fifth career start at North Carolina, tying a career-

high with two steals ... Posted a career-high two blocks in the home win over Virginia and the road overtime win at Boston College ... Made a career-high seven free throws off a career-high eight attempts against Florida State, scoring 11 points in the process ... Recorded his first career double-double in the overtime win at Boston College with a career-high 14 points and 12 rebounds ... Led Tech in rebounds for the first time in that game ... Had a strong night against Duke in his first career start ... Recorded 13 points and eight rebounds during the contest ... Recorded his first career double figure scoring game in the loss to No. 14/14 Gonzaga in the Great Alaska Shootout.

High School: Lettered as a senior for coach Sean Wismer at Hope Christian ... Two-year letterwinner at Forest Hills H.S. for John Tyson ... Averaged 24 points per game at Hope Christian as a senior ... Averaged 15 points, 13 rebounds and six blocks as a sophomore at Forest Hills and 17 points and nine rebounds as a junior.

Personal: JT Thompson ... Born Jan. 7, 1989, in Monroe, N.C. ... Son of Mary Robinson ... Youngest of four children ... Cousin of fellow Hokie Dorenzo Hudson ... Majoring in sociology.

SEASON/CAREER GAME HIGHS

POINTS

Season 21 vs Duquesne (3/18/09)
 Career 21 vs Duquesne (3/18/09)
 ACC 14 at Boston College (1/26/08)

MINUTES PLAYED

Season 41 vs Duquesne (3/18/09)
 Career 41 vs Duquesne (3/18/09)
 ACC 35 at Boston College (1/26/08)

FIELD GOALS MADE

Season 9 vs Duquesne (3/18/09)
 Career 9 vs Duquesne (3/18/09)
 ACC 7 at Boston College (1/26/08)

FIELD GOAL ATTEMPTS

Season 12 vs Duquesne (3/18/09)
 Career 12 vs Duquesne (3/18/09)
 ACC 11 at Boston College (1/26/08)

3-PT FIELD GOALS MADE

Season N/A
 Career N/A
 ACC N/A

3-PT FIELD GOAL ATTEMPTS

Season 2 vs Richmond (1/14/09)
 Career 2 vs Richmond (1/41/09)
 ACC 1, five times, last vs Duke (2/28/09)

FREE THROWS MADE

Season 5 at Charleston Southern (12/29/08)
 Career 7 vs Florida State (1/29/08)
 ACC 7 vs Florida State (1/29/08)

FREE THROW ATTEMPTS

Season 6 at CSU (12/29/08), at UVa (2/18/09)
 Career 8 vs Florida State (1/29/08)
 ACC 8 vs Florida State (1/29/08)

REBOUNDS

Season 10 vs St John's (12/21/08)
 Career 12 at Boston College (1/26/08)
 ACC 12 at Boston College (1/26/08)

ASSISTS

Season 2, four times, last vs GT (2/11/09)
 Career 2, five times, last vs GT (2/11/09)
 ACC 2 vs BC (1/17/09), GT (2/11/09)

BLOCKS

Season 2 vs Duke (2/28/09)
 Career 2, four times, last vs Duke (2/28/09)
 ACC 2, four times, last vs Duke (2/28/09)

STEALS

Season 4 at Clemson (2/25/09)
 Career 4 at Clemson (2/25/09)
 ACC 4 at Clemson (2/25/09)

JT THOMPSON'S CAREER STATISTICS

Year	GP-GS	Min-Avg.	FGM-FGA-Pct.	3FG-FGA-Pct.	FTM-FTA-Pct.	Off.-Def.	Reb-Avg.	A-TO	Blk	Stl	TP-Avg.
07-08	34-5	627-18.4	74-135-.548	0-1-.000	43-67-.642	58-80	138-4.1	15-29	17	21	192-5.6
08-09	24-9	524-21.8	63-120-.525	0-7-.000	31-50-.620	28-60	88-3.7	16-34	8	23	157-6.5
TOTAL	58-14	1151-19.8	137-255-.537	0-8-.000	74-117-.632	86-140	226-3.9	31-63	25	44	348-6.0



VICTOR DAVILA

#14

6-8 • 245 • SOPHOMORE • FORWARD
CANOVANAS, P.R. • STARMOUNT (N.C.) H.S.

Powerful post player who will challenge for a starting spot in the front court this season ... A legitimate low-post threat with terrific hands and footwork ... Needs to be more aggressive on the backboards ... Added strength will make him a more effective low-post defender ... Hard-worker who knows he needs to continue to improve.

2008-09: Only scholarship freshman to play for the Hokies last season ... Appeared in 33 games, starting 10 times ... Averaged 3.1 points and 2.0 rebounds per game as a freshman ... Scored four points and collected five rebounds at Clemson ... Played an ACC-career-high 23 minutes at home against Clemson, scoring six points

and pulling down four rebounds ... Started at Miami ... Played 13 minutes against Boston College and recorded three points and two rebounds ... Pulled down three rebounds and added four points against Richmond ... Scored six points against Virginia in Blacksburg ... Started at Charleston Southern, but left early due to re-aggravating an ankle injury ... Made his first career start against St. John's in the championship game of the Aeropostale Holiday Festival, scoring seven points and pulling down two boards while also adding a block and a steal ... Played 17 minutes at Georgia, adding four points and four rebounds ... Turned in a solid performance against Wisconsin, scoring 13 points and pulling down three boards in a career-high 25 minutes ... Scored a career-high 16 points on 7-of-9 shooting against Elon ... Scored nine points against Fairfield, while registering his first collegiate block and assist ... Hokies' trip to San Juan for the O'Reilly Auto Parts Puerto Rico Tip-Off was a homecoming for Davila ... Played 18 minutes against Mount St. Mary's, scoring his first career point on a made free throw in the first half while totaling eight points and six rebounds ... Made his collegiate debut in the season opener against Gardner Webb.

High School: Four-year letterwinner in basketball at Starmount H.S. ... Two-time All-State selection and two-time Mountain Valley 2-A Conference Player of the Year ... Four-time all-conference selection and three-time team MVP ... Set school records in career points (1,941 points) and rebounds (1,470 rebounds) ... Twice won the Frank Spencer Award, the *Winston-Salem Journal's* award for top player in northwest North Carolina ... Averaged 20 points, 11.5 rebounds and six blocked shots as a senior ... Led team to AA state championship game as a junior ... Played for the Puerto Rico Junior National Team in high school ... Led the West team with 24 points and 11 rebounds in the annual East-West Game in Greensboro.

Personal: Victor Davila ... Born January 3, 1989, in Carolina, P.R. ... Son of Felix Davila and Carmen Ortiz ... Guardians are Donnie and Pam Livengood ... Youngest of three children ... Majoring in sociology.

SEASON/CAREER GAME HIGHS

POINTS

Season	16 vs Elon (11/26/08)
Career	16 vs Elon (11/26/08)
ACC	6 vs UVa (1/10/09), Clem (1/29/09)

MINUTES PLAYED

Season	25 vs Wisconsin (12/1/08)
Career	25 vs Wisconsin (12/1/08)
ACC	23 vs Clemson (1/29/09)

FIELD GOALS MADE

Season	7 vs Elon (11/26/08)
Career	7 vs Elon (11/26/08)
ACC	3 vs UVa (1/10/09)

FIELD GOAL ATTEMPTS

Season	9 vs Elon (11/26/08)
Career	9 vs Elon (11/26/08)
ACC	7 vs UVa (1/10/09)

3-PT FIELD GOALS MADE

Season	N/A
Career	N/A
ACC	N/A

3-PT FIELD GOAL ATTEMPTS

Season	N/A
Career	N/A
ACC	N/A

FREE THROWS MADE

Season	4 vs Mount St Mary's (11/17/08)
Career	4 vs Mount St Mary's (11/17/08)
ACC	2 at WF (1/21/09), vs Clem (1/29/09)

FREE THROW ATTEMPTS

Season	6 vs Mount St Mary's (11/17/08)
Career	6 vs Mount St Mary's (11/17/08)
ACC	4 at WF (1/21/09), at Clem (2/25/09)

REBOUNDS

Season	6 vs Mount St Mary's (11/17/08)
Career	6 vs Mount St Mary's (11/17/08)
ACC	5 at Clemson (2/25/09)

ASSISTS

Season	1, five times, last vs LU (12/14/08)
Career	1, five times, last vs LU (12/14/08)
ACC	N/A

BLOCKS

Season	1, eight times, last vs UNC (3/4/09)
Career	1, eight times, last vs UNC (3/4/09)
ACC	1, five times, last vs UNC (3/4/09)

STEALS

Season	1 at UGa (12/9/08), at SJU (12/21/08)
Career	1 at UGa (12/9/08), at SJU (12/21/08)
ACC	N/A



VICTOR DAVILA'S CAREER STATISTICS

Year	GP-GS	Min-Avg.	FGM-FGA-Pct.	3FG-FGA-Pct.	FTM-FTA-Pct.	Off-Def.	Reb-Avg.	A-TO	Blk	Stl	TP-Avg.
08-09	33-10	393-11.9	40-74-.541	0-0-.000	21-39-.538	29-38	67-2.0	5-18	8	2	101-3.1

VICTOR DAVILA



GENE SWINDLE

6-11 • 260 • R-FRESHMAN • CENTER
MIAMI, FLA. • GULLIVER PREP

Will provide depth in the front court for the Hokies this season ... Strong post player who is still growing ... Used his redshirt season well, working on his game and conditioning ... Could become an excellent screener and a player that gives a physical presence up front.

2008-09: Redshirted the 2008-09 season for the Hokies.

High School: Three-year letterwinner in basketball at Gulliver Prep and also played varsity as a freshman at Westminster Christian School ... Three-time team captain ... Led Gulliver to three straight district titles ... Averaged 15.3 points, 10.4 rebounds and 1.7 blocked shots per game for his career, including 18.0 points, 14.0 rebounds and 5.0 blocks per game as a senior ... Also played water polo as a junior as Gulliver won the state championship ... Played basketball, football and volleyball at Westminster as a freshman ... Member of the Student Council at Gulliver.

Personal: Gene Swindle ... Born December 20, 1989, in Miami, Fla. ... Son of Gene and Genevieve Swindle ... Has two older sisters ... Majoring in business.



42



#32

PAUL DEBNAM

6-3 • 195
SENIOR • GUARD
FARMVILLE, VA.
PRINCE EDWARD COUNTY H.S.

SEASON/CAREER GAME HIGHS

POINTS

Season 2 vs LU (12/14/08), Rich (1/14/09)
Career 4 vs Charleston Southern (1/7/08)
ACC N/A

MINUTES PLAYED

Season 1, four times, last vs Baylor (3/21/09)
Career 2, four times, last vs Morg. St (3/19/08)
ACC 1 vs Boston College (2/26/08)

FIELD GOALS MADE

Season 1 vs Richmond (1/14/09)
Career 2 vs Charleston Southern (1/7/08)
ACC N/A

FIELD GOAL ATTEMPTS

Season 1 vs Rich (1/14/09), vs Baylor (3/21/09)
Career 2 vs Charleston Southern (1/7/08)
ACC N/A

3-PT FIELD GOALS MADE

Season N/A
Career N/A
ACC N/A

3-PT FIELD GOAL ATTEMPTS

Season N/A
Career N/A
ACC N/A

FREE THROWS MADE

Season 2 vs Longwood (12/14/08)
Career 2 vs Morg St (3/19/08), LU (12/14/08)
ACC N/A

FREE THROW ATTEMPTS

Season 2 vs Longwood (12/14/08)
Career 2 vs Morg St (3/19/08), LU (12/14/08)
ACC N/A

REBOUNDS

Season 1 vs Baylor (3/21/09)
Career 2 vs Charleston Southern (1/7/08)
ACC N/A

ASSISTS


Season N/A
Career N/A
ACC N/A

BLOCKS

Season N/A
Career 1 vs Morgan St (3/19/08)
ACC N/A

STEALS

Season N/A
Career 1 vs Hofstra (3/19/08)
ACC N/A





Walk-on who has a chance to see meaningful playing time in his senior season ... Hard-worker who "coaches the locker room" ... Was a member of the Virginia Tech football team as a freshman ... Strong, physical guard who is a valuable component during practice ... Brings great energy to practice each and every day.

2008-09: Appeared in five games for the Hokies in 2008-09 ... Played the final minute in the season-ending loss to Baylor in the NIT ... Made an appearance against Miami in the ACC Tournament ... Scored two points against Richmond ... Saw playing time against Longwood, making two free throws for two points ... Also played against Fairfield.

2007-08: Posted his first career block against Morgan State ... Made his first and second career free throw attempts in the same contest ... Made his first and only appearance in an ACC game in the home win over Boston College ... Scored a career-high four points against Charleston Southern ... Also posted his first and second career rebounds in the game ... Recorded his first career steal against Hofstra ... Appeared in his first game as a Hokie against UNC Greensboro ... Also made his first career basket against the Spartans.

High School: Three-year letterwinner for coach James Scott at Prince Edward County High School ... Also lettered three years in football ... Co-region player of the year as a senior ... All-district selection as a senior ... Averaged 20 points and eight rebounds as a senior.

Personal: Paul Joshua Debnam ... Born Oct. 13, 1987, in Bronx, N.Y. ... Son of Michelle and Larry Colbert ... Fourth of five children ... Majoring in business management.

PAUL DEBNAM'S CAREER STATISTICS

Year	GP-GS	Min-Avg.	FGM-FGA-Pct.	3FG-FGA-Pct.	FTM-FTA-Pct.	Off.-Def.	Reb-Avg.	A-TO	Blk	Stl	TP-Avg.
07-08	7-0	11-1.6	3-5-.600	0-0-.000	2-2-1.000	3-0	3-0.4	0-1	1	1	8-1.1
08-09	5-0	5-1.0	1-2-.500	0-0-.000	2-2-1.000	0-1	1-0.2	0-3	0	0	4-0.8
TOTAL	12-0	16-1.3	4-7-.571	0-0-.000	4-4-1.000	3-1	4-0.3	0-4	1	1	12-1.0

ALLAN CHANNEY

6-9 • 235
SOPHOMORE • FORWARD
BALTIMORE, MD.
NEW LONDON H.S.
(UNIVERSITY OF FLORIDA)

#3



Will sit out the 2009-10 season after transferring to Virginia Tech from the University of Florida ... A power forward with a small forward's skill set ... An active offensive rebounder ... Expected to use this season to continue to develop his skills ... His presence will make Tech practices more competitive.

2009-10 season: Played as a freshman at the University of Florida ... Appeared in 23 games, starting twice ... Averaged 3.0 points, 2.1 rebounds and 9.8 minutes per game ... He missed nine games with a sprained foot.

High School: Played high school basketball at New London High School in New London, Conn. ... Three-year letterwinner at New London... Averaged 26.0 points and 15.0 rebounds per game as a senior ... Rated a four-star recruit by both Rivals.com and Scout.com ... Listed in the ESPN Top-100 and was named the Connecticut Gatorade Player of the Year for 2007-08 ... Player of the Year by both the *New London Day* and the *Norwich Bulletin* and an All-State selection his senior year by the *Hartford Courant* and *New Haven Register* ... Team captain and All-State selection as a junior and senior.

Personal: Allan Von Channey ... Born Feb. 5, 1990, in Baltimore, Md. ... Son of Brenda Pledger and Arthur Chaney ... Has three brothers ... Childhood friend of fellow Hokie Malcolm Delaney.

MANNY ATKINS

6-7 • 200 • FRESHMAN • GUARD/FORWARD
STONE MOUNTAIN, GA. • TUCKER H.S.



#25

Another in a growing list of outstanding players from the Atlanta area to sign with the Hokies ... A winning player and a winning person who comes from a strong high school program ... A fierce competitor ... Has an ability to make shots ... Needs to work on his perimeter offense ... Should challenge for immediate playing time with the Hokies as a freshman.

High School: Three-year letterwinner at Tucker High School for head coach James Hartry ... Three-time All-State selection, including first team as a junior and senior ... MVP of the 2009 GHSA North/South All-Star Game ... Averaged 24.6 points and 11.5 rebounds per game as a senior, leading Tucker to the state championship ... Averaged 20.5 points, 10.4 rebounds and 3.0 assists per game as a junior ... As a sophomore, Atkins helped Tucker to a state championship ... Averaged 13.4 points per game that season ... Was ranked as the No. 26 wing forward nationally by Scout.com and as the 89th ranked senior by Prepstars.com ... Was a member of the National Honor Society and carried a 3.8 grade point average.

Personal: Manuel Atkins ... Born Jan. 27, 1991, in New York, N.Y. ... Son of Laura and Manuel Atkins ... Has one older sister.



BEN BOGGS

6-4 • 200 • FRESHMAN • GUARD
ROANOKE, VA. • HIDDEN VALLEY H.S.

Tough, hard-nosed player that fits the Virginia Tech system well ... Has a fierce, burning desire to compete ... Tough, aggressive and can get to the rim ... Has a high basketball IQ and is an excellent post-feeder ... Local player from Roanoke that missed most of his senior season in high school after breaking his leg ... Worked hard in rehabbing his injury and will be ready to compete for immediate playing time at Tech.

High School: Four-year letter winner at Hidden Valley High School for Chris Morris and Troy Wells ... Missed the majority of his senior season after fracturing his leg in a December game ... Averaged 19.0 points, 8.0 rebounds and 3.0 assists per game as a junior; 16.0 points, 8.0 rebounds, and 4.0 assists as a sophomore and 13.0 points and 6.0 rebounds as a freshman ... Ranked the No. 26 shooting guard nationally by ESPN ... First team All-State, All-Region and All-District as a sophomore and junior ... Kiwanis Metro Player of the Year as a junior ... 2008 *Roanoke Times* Timesland Player of the Year ... River Ridge District and Region Three Player of the Year in 2007 and 2008 ... Honor Roll student.

Personal: Benjamin Ronald Boggs ... Born July 12, 1990, in Portsmouth, Ohio ... Son of Sherry and John ... Has one older sister ... Majoring in human nutrition, foods and exercise.

24



ERICK GREEN

6-4 • 185 • FRESHMAN • GUARD
WINCHESTER, VA. • PAUL VI H.S.

Pure point guard who will battle for immediate time in the backcourt this season ... Has a great feel for the game ... Reminiscent of Zabian Dowdell with his length and his ability to get into the lane ... Could be a terrific defender if he stays aggressive ... Transferred to Paul VI High School in Northern Virginia as a senior in order to gain more experience against stronger competition.

High School: Played as a senior at Paul VI High School in Fairfax, after lettering three years at Millbrook High School in his hometown of Winchester ... At Paul VI, was the 2009 Division I Independent League Player of the Year and led his team to the state championship ... Avered 16.8 points per game as a senior ... Named *Washington Post* All-Metro and was named first team All-WCAC ... At Millbrook, led his team to the 2008 VHSL AA State Championship as a junior ... Was an EA Sports All-American as a senior, when he also earned Group AA Player of the Year, as well as being named the district and region Player of the Year ... As a senior was named *Washington Post* All-Metro and was the AP Player of the Year in Group AA.

Personal: Erick O'Brien Green ... Born May 9, 1991, in Inglewood, Ca. ... Son of Erick and Tamara Green ... Oldest of five children ... Majoring in business.

11



CADARIAN RAINES

6-9 • 230

FRESHMAN • FORWARD
PETERSBURG, VA.
PETERSBURG H.S.


#4



Freshman post player who should see immediate action for the Hokies ... Physically strong and explosive ... Hard to block-out and is an excellent runner ... Is working extremely hard on his ability to finish around the basket ... A shot-blocker who protects the basket well.

High School: Four-year letterwinner at Petersburg High School in Petersburg, Va., where he was coached by Bill Lawson, III ... The Crimson Wave finished the season 30-1 and was 14-0 in district action ... Petersburg lost in the state semifinals to eventual champion, King's Fork H.S. ... Averaged 15.6 points and 9.8 rebounds per game as a senior ... Also averaged 3.8 blocked shots per game and 1.6 assists per game ... MVP of the Fort Lee Tournament ... First-team All-State and first team All-Metro as a senior ... District and region Player of the Year as a senior ... Played in the 2009 Capital Classic All-Star game ... Honorable mention All-State as a junior ... Also played volleyball in high school and was first team All-Central Region.

Personal: Cadarian Marcellus Raines ... Born Oct. 12, 1990, in Petersburg, Va. ... Son of Christina Raines, Paul Pritchett and Mendell Harris ... Has one younger brother, Cedrick Pritchett and a younger sister, Omayra Harris.



STUDENT MANAGERS

Virginia Tech's student managers for 2009-2010 are (l-r) Jerran Anderson, Jarred Jenkins, Jordan Bairl, Justin Tuohy, Conner McDevitt and Tommy Lukish.



the ACC



VIRGINIA TECH

THE ATLANTIC COAST CONFERENCE

A TRADITION OF EXCELLENCE



THE TRADITION

Consistency. It is the mark of true excellence in any endeavor.

However, in today's intercollegiate athletics, competition has become so balanced and so competitive that it is virtually impossible to maintain a high level of consistency.

Yet the Atlantic Coast Conference has defied the odds. Now in its 57th year of competition, the ACC has long enjoyed the reputation as one of the strongest and most competitive intercollegiate conferences in the nation. And that is not mere conjecture — the numbers support it.

Since the league's inception in 1953, ACC schools have captured 114 national championships, including 60 in women's competition and 54 in men's. In addition, NCAA individual titles have gone to ACC student-athletes 154 times in men's competition and 100 times in women's action.

If success is best measured in terms of wins and losses, then the ACC is unrivaled in NCAA annals. With North Carolina's victory over Michigan State in the 2009 NCAA title game, ACC teams have captured 11 NCAA basketball championships, including seven over the last 19 years.

No conference has posted a better NCAA Tournament record than the ACC since the inaugural tournament in 1939. With an impressive 94-49 mark over the past 11 years, ACC teams have posted an NCAA Tournament-best mark of 338-170 for a sterling .665 winning percentage against the nation's toughest competition.

In the 25 years of the current 64-team field, the ACC has produced 23 Final Four teams, an average of almost one per year and six more than any other conference.

Since the 1985 NCAA Tournament, when the field was expanded to 64 teams, ACC teams have been even more impressive, compiling a 242-121 (.665) NCAA record, including 65 "Sweet 16" appearances and 23 Final Four berths — all NCAA Tournament bests. Since 1985, 66 of the 127 ACC teams receiving NCAA berths have won at least two NCAA Tournament games.

Following last year's title run, North Carolina leads all ACC schools with five NCAA men's basketball championships to its credit. Duke has claimed three national titles, NC State two and Maryland one. The Tar Heels captured NCAA titles in 1957, 1982, 1993, 2005 and 2009, while the Blue Devils won their third title in 2001, following back-to-back championships in 1991

and 1992. The Wolfpack walked away with the coveted crown in 1974 and 1983, while the Terps claimed the 2002 national title.

The ACC has 10 or more NCAA Tournament wins 13 times overall, and the league has not posted a losing record in NCAA Tournament play since 1987. The conference's 22-year non-losing streak in NCAA Tournament play is tops among all conferences.

Since 1981, the ACC has produced 38 consensus All-Americans — 18 more than any other conference — and has accounted for 25 percent of the nation's consensus All-Americans (38 of 150).

Seven of the last 13 and nine of the last 17 consensus National Players of the Year have been from the ACC. Since 1975, the ACC has had 16 consensus national players of the year — 13 more than any other conference. In addition, nine of the ACC's 16 national players of the year were unanimous selections.

A year ago, the ACC led all conferences with 58 players on NBA rosters. In addition, over the past four years, 37 ACC players have made their NBA debuts, including an all-time high 15 in 2006.

In this past June's 2009 NBA draft, the ACC once again led all conferences with seven first round selections and nine players drafted overall. The ACC accounted for 29 percent of the college players drafted in the first round (7 of 24) and extended its streak of having at least one first-round pick in 21 consecutive NBA drafts. Since 1986, the ACC has had 88 first round selections — nine more than any other conference.

In 2007, the ACC became the first conference in NCAA history to have 10 teams finish the season with 20 or more wins. In addition, 10 ACC teams took part in post-season play, including an ACC record seven NCAA Tournament teams.

For the fourth-straight year, the ACC surpassed the 2.2 million mark in attendance, as the 12 schools totaled 2,254,786 over 200 regular season games and six ACC Tournament sessions.

THE CHAMPIONSHIPS

The conference conducts championship competition in 25 sports — 12 for men and 13 for women.

The first ACC championship was held in swimming on February 25, 1954. The conference did not conduct championships in cross country, wrestling or tennis during the first year.

The 12 sports for men include football, cross country, soccer, basketball, swimming, indoor

and outdoor track, wrestling, baseball, tennis, golf and lacrosse. Fencing, which was started in 1971, was discontinued in 1981.

Championships for women are currently conducted in cross country, volleyball, field hockey, soccer, basketball, swimming, indoor and outdoor track, tennis, golf, lacrosse, softball and rowing.

YEAR IN REVIEW

ACC schools captured five national titles during the 2008-09 academic year. Overall, the ACC has totaled 48 national team titles over the last 13 years. The Conference has won two or more NCAA titles in 27 of the past 29 years.

2008-09 ACC NATIONAL CHAMPIONS

Field Hockey.....	Maryland
Women's Soccer.....	North Carolina
Men's Soccer.....	Maryland
Men's Basketball.....	North Carolina
Women's Tennis.....	Duke

In addition, nine men and eight women earned the title of NCAA Champion during the 2008-09 season.

A total of 128 ACC teams earned berths in post-season NCAA competition a year ago, compiling a 130-74-1 (.637) mark. A total of 265 student-athletes earned first, second or third team All-America honors, including 199 first-team selections. The ACC also had eight national players of the year and five national coach of the year recipients in 2008-09.

A HISTORY

The Atlantic Coast Conference was founded on May 8, 1953, at the Sedgefield Inn near Greensboro, N.C., with seven charter members — Clemson, Duke, Maryland, North Carolina, North Carolina State, South Carolina and Wake Forest — drawing up the conference by-laws.

The withdrawal of seven schools from the Southern Conference came early on the morning of May 8, 1953, during the Southern Conference's annual spring meeting. On June 14, 1953, the seven members met in Raleigh, N.C., where a set of bylaws was adopted and the name became



2008-09 ACC CHAMPIONS

Men's Sports

Cross Country	Virginia
Soccer	Maryland
Football	Virginia Tech
Swimming & Diving.....	Virginia
Indoor Track & Field.....	Florida State
Wrestling	Maryland
Basketball.....	Duke
Outdoor Track & Field..	Florida State & Virginia
Tennis	Virginia
Golf.....	Georgia Tech
Lacrosse	Duke
Baseball.....	Virginia

Women's Sports

Cross Country	Florida State
Soccer	North Carolina
Field Hockey.....	Maryland
Volleyball.....	Duke & North Carolina
Swimming & Diving.....	Virginia
Indoor Track & Field.....	Florida State
Basketball.....	Maryland
Outdoor Track & Field	Florida State
Tennis	Duke
Golf.....	Wake Forest
Rowing.....	Clemson
Lacrosse	Maryland
Softball.....	Georgia Tech

officially the Atlantic Coast Conference.

Suggestions from fans for the name of the new conference appeared in the region's newspapers prior to the meeting in Raleigh. Some of the names suggested were: Dixie, Mid South, Mid Atlantic, East Coast, Seaboard, Colonial, Tobacco, Blue-Gray, Piedmont, Southern Seven and the Shoreline.

Duke's Eddie Cameron recommended that the name of the conference be the Atlantic Coast Conference, and the motion was passed unanimously. The meeting concluded with each member institution assessed \$200.00 to pay for conference expenses.

THE SCHOOLS

Boston College was founded in 1863 by the Society of Jesus to serve the sons of Boston's Irish immigrants and was the first institution of higher education to be founded in the city of Boston. Originally located on Harrison Avenue in the South End of Boston, the College outgrew its urban setting toward the end of its first fifty years. A new location was selected in Chestnut Hill, and ground was broken for the new campus on June 19, 1909. During the 1940s, new purchases doubled the size of the main campus.

Clemson University is nestled in the foothills of the Blue Ridge Mountains near the Georgia border, and the tiger paws painted on the roads make the return to I-85 easier. The school is built around Fort Hill, the plantation home of John C. Calhoun, Vice President to Andrew Jackson. His

son-in-law, Tom Clemson, left the land to be used as an agricultural school, and, in 1893, Clemson opened its doors as a land-grant school, thanks to the efforts of Ben Tillman.

Duke University was founded in 1924 by tobacco magnate James B. Duke as a memorial to his father, Washington Duke. Originally the school was called Trinity College, a Methodist institution, started in 1859. In 1892, Trinity moved to west Durham, where the east campus with its Georgian architecture now stands. Nearby are Sarah P. Duke gardens, and, further west, the Gothic spires of Duke chapel overlook the west campus.

Florida State University is one of 11 universities of the State University System of Florida. It was established as the Seminary West of the Suwannee by an act of the Florida Legislature in 1851, and first offered instruction at the post-secondary level in 1857. Its Tallahassee campus has been the site of an institution of higher education longer than any other site in the state. In 1905, the Buckman Act reorganized higher education in the state and designated the Tallahassee school as the Florida Female College. In 1909, it was renamed Florida State College for Women. In 1947, the school returned to a co-educational status, and the name was changed to Florida State University.

Next to I-85 in downtown Atlanta stands Georgia Institute of Technology, founded in 1885. Its first students came to pursue a degree in mechanical engineering, the only one offered at the time. Tech's strength is not only the red clay of Georgia, but a restored gold and white 1930 model A Ford Cabriolet, the official mascot. The old Ford was first used in 1961, but a Ramblin' Wreck had been around for over three decades. The Ramblin' Wreck fight song appeared almost as soon as the school opened, and it is not only American boys that grow up singing its rollicking tune, for Richard Nixon and Nikita Krushchev sang it when they met in Moscow in 1959.

The University of Maryland opened in 1856 as an agricultural school nine miles north of Washington, D.C., on land belonging to Charles Calvert, a descendant of Lord Baltimore, the state's founding father. The school colors are the same as the state flag: black and gold for George Calvert (Lord Baltimore) and red and white for his mother, Alice Crossland. Maryland has been called the school that Curley Byrd built, for he was its quarterback, then football coach, athletic director, assistant to the president, vice-president and, finally, its president. Byrd also designed the football stadium and the campus layout, and suggested the nickname Terrapin, a local turtle known for its bite.

The University of Miami was chartered in 1925 by a group of citizens who felt an institution of higher learning was needed for the development of their young and growing community. Since the first class of 560 students enrolled in the fall of 1926, the University has expanded to more than 15,000 undergraduate and graduate students from every state and

more than 114 nations from around the world.

The University of North Carolina's inception in 1795 makes it one of the oldest schools in the nation, and its nickname of Tar Heels stems from the tar pitch and turpentine that were the state's principal industry. The nickname is as old as the school, for it was born during the Revolutionary War when tar was dumped into the streams to impede the advance of British forces.

North Carolina State University is located in the state capital of Raleigh. It opened in 1889 as a land-grant agricultural and mechanical school and was known as A&M, or Aggies or Farmers for over a quarter-century. An unhappy fan in 1922 said State football players behaved like a pack of wolves, and the term that was coined in derision became a badge of honor.

The University of Virginia was founded in 1819 by Thomas Jefferson and is one of three things on his tombstone for which he wanted to be remembered. Jefferson wanted his school to educate leaders in practical affairs and public service, not just to train teachers.

Virginia Tech was established in 1872 as an all-male military school dedicated to the original land-grant mission of teaching agriculture and engineering. The university has grown from a small college of 132 students into the largest institution of higher education in the state.

Wake Forest University was started on Calvin Jones' plantation amid the stately pine forest of Wake County in 1834. The Baptist seminary is still there, but the school was moved to Winston-Salem in 1956 on a site donated by Charles H. and Mary Reynolds Babcock.

ACC MEMBERSHIP CHRONOLOGY

May 8, 1953

ACC formed with Clemson College, Duke University, University of Maryland, University of North Carolina, North Carolina State College and Wake Forest College as charter members.

December 4, 1953

University of Virginia admitted as the league's eighth member.

June 30, 1971

University of South Carolina tenders resignation from league membership.

April 3, 1978

Georgia Institute of Technology admitted as the league's eighth member.

July 1, 1991

Florida State University admitted as the league's ninth member.

July 1, 2004

The league expands to 11 members with the addition of Virginia Tech and the University of Miami.

October 17, 2003

Boston College admitted as the league's 12th member starting with the 2005-06 academic year.

ACC TOURNAMENT

ACC TOURNAMENT SCHEDULE

First Round - Thursday, March 11

Game 1 (#8 vs. #9)	Raycom	Noon
Game 2 (#5 vs. #12)	Raycom	2 p.m.
Game 3 (#7 vs. #10)	ESPN	7 p.m.
Game 4 (#6 vs. #11)	Raycom	9 p.m.

Quarterfinals - Friday, March 12

Game 5 (#1 vs. 8/9 winner)	Ray/ESPN2	Noon
Game 6 (#4 vs. 5/12 winner)	Ray/ESPN2	2 p.m.
Game 7 (#2 vs. 7/10 winner)	Ray/ESPN2	7 p.m.
Game 8 (#3 vs. 6/11 winner)	Ray/ESPN2	9 p.m.

Semifinals - Saturday, March 13

Game 9 (game 5 & 6 winners)	Ray/ESPN	1:30 p.m.
Game 10 (game 7 & 8 winners)	Ray/ESPN	3:30 p.m.

Finals - Sunday, March 14

Game 11 (championship game)	Ray/ESPN	1 p.m.
-----------------------------	----------	--------



The Greensboro Coliseum will once again host the ACC Tournament in March.



A.D. Vassallo scored 26 points and grabbed 10 rebounds in the Hokies' loss to No. 1 UNC in the quarterfinals of the 2009 ACC Tournament in the Georgia Dome in Atlanta.

ACC SCHOOL AFFILIATIONS

BOSTON COLLEGE — Charter member of the Big East Conference in 1979; joined the Atlantic Coast Conference (ACC) in July, 2005.

CLEMSON — Charter member of the Southern Intercollegiate Athletic Association in 1894; a charter member of the Southern Conference in 1921; a charter member of the ACC in 1953.

DUKE — Joined the Southern Conference in December, 1928; charter member of the ACC in 1953.

FLORIDA STATE — Charter member of the Dixie Conference in 1948; joined the Metro Conference in July, 1976; joined the ACC July, 1991.

GEORGIA TECH — Charter member of the Southern Intercollegiate Athletic Association in 1894; charter member of Southern Conference in 1921; charter member of the SEC in 1932; joined the ACC in April, 1978.

MARYLAND — Charter member of the Southern Conference in 1921; charter member of the ACC in 1953.

MIAMI — Charter member of the Big East Football Conference in 1991; joined the ACC in July, 2004.

NORTH CAROLINA — Charter member of the Southern Intercollegiate Athletic Association in 1894; charter member of the Southern Conference in 1921; charter member of the ACC in 1953.

NC STATE — Charter member of the Southern Conference in 1921; charter member of the ACC in 1953.

VIRGINIA — Charter member of the Southern Intercollegiate Athletic Association in 1894; charter member of the Southern Conference in 1921; joined the ACC in December, 1953.

VIRGINIA TECH — Charter member of the Southern Conference in 1921; became a charter member of the Big East Football Conference Feb. 5, 1991; joined the ACC in July, 2004.

WAKE FOREST — Joined the Southern Conference in February, 1936; charter member of the ACC in 1953.

TECH'S CONFERENCE TIMELINE

Following is an account of Virginia Tech's affiliation with collegiate conferences.

- **Oct. 21, 1892** — Tech played its first football game, recording a 14-10 win over St. Albans, a private boys prep school in Radford.

- **Feb. 25-26, 1921** — Tech, under the leadership of athletics director C.P. "Sally" Miles, joined the Southern Intercollegiate Conference as a charter member. Other members included Alabama, Alabama Polytechnic Institute (Auburn), Clemson, Georgia, Georgia School of Technology (Georgia Tech), Kentucky, Maryland, Mississippi Agricultural and Mechanical College (Mississippi State), North Carolina, North Carolina State, Tennessee, Virginia and Washington and Lee. In 1922, Louisiana State, Mississippi, South Carolina, Vanderbilt and Tulane joined the conference.

- **December 1923** — The name of the conference was officially changed to the Southern Conference. Also, conference officials added the University of the South to the conference. The following year, VMI joined the conference and, in 1929, Duke joined.

- **1932** — It was agreed that the 13 southern-most members should form a separate conference. The Southeastern Conference, thus, was formed with Alabama, Auburn, Florida, Georgia, Georgia Tech, Kentucky, LSU, Mississippi, Mississippi State, Sewanee, Tennessee, Tulane and Vanderbilt as the members.

- **1953** — The following seven colleges withdrew to form the Atlantic Coast Conference: Clemson, Duke, North Carolina, North Carolina State, Maryland, South Carolina and Wake Forest.

- **June 1965** — Tech withdrew from the Southern Conference.

- **July 1965 - May 1978** — Tech competed as an independent in virtually every varsity sport.

- **May 1978** — Tech ended its 13-year status as a major independent by accepting a bid to join the Metropolitan Collegiate Athletic Conference (a.k.a. the Metro) for all sports except football.

The Hokies joined Cincinnati, Florida State, Louisville, Memphis State, St. Louis and Tulane in the Metro, which was founded in 1975.

"Affiliation with the Metro Conference is beneficial from the standpoint of scheduling, national identity and postseason activity," Tech president William Lavery said. "It will provide us with national exposure and television coverage, as well as improve the basketball schedule and bring good teams to Blacksburg."

- **Feb. 5, 1991** — After 26 years as a football independent, Tech officially accepted a bid to join the newly created BIG EAST Football Conference. Tech joined Miami, Syracuse, Boston

College, Pittsburgh, West Virginia, Temple and Rutgers as charter members of the conference.

- **January 1995** — Five Metro members — UNC Charlotte, Tulane, Louisville, Southern Miss and South Florida — voted Tech and Virginia Commonwealth out of the league. At the time, those schools were planning a merger with other Midwestern schools (hence, the birth of Conference USA) and the Hokies and Rams were not interested in such a merger. As a result, those five league members decided to vote them out of the league.

- **Feb. 3, 1995** — Tech, VCU and the Metro agreed to a \$2.27 million settlement, which the Hokies and Rams split. A portion of conference revenue was going to be withheld from the two schools, but this settlement put an end to the issue.

- **Two weeks later, 1995** — Tech joined the Atlantic 10 Conference for all sports except football, which was in the BIG EAST, and wrestling, which was in the Colonial. (Tech wrestling began competition in the Eastern Wrestling League in the 1997-98 season.)

Tech AD Dave Braine picked the Atlantic 10 over the Colonial because of three factors.

"No. 1 was Northeast exposure," Braine told Bill Roth in the Feb. 17 issue of *The Hokie Huddler*. "No. 2 were the basketball rankings of the Atlantic 10 and the high level of play in the league. And No. 3, most of our out-of-state students are from the Northeast."

- **June 24, 1999** — Tech received a proposal from the BIG EAST Conference, inviting the school to join the conference for all sports.

- **July 20, 1999** — Tech submitted a counterproposal, addressing financial issues that the school had with the original proposal. BIG EAST athletic directors addressed those concerns at the athletics directors' meetings in mid-July and submitted the proposal to each school's respective president for a vote.

- **Aug. 24, 1999** — Tech and the BIG EAST announced that the Hokies would join the conference for all sports beginning in 2001-02.

"Virginia Tech is thrilled to become a full member of the BIG EAST Conference and looks forward to its academic and athletic associations with the entire conference membership," Tech president Paul Torgersen said.

- **November 2, 1999** — BIG EAST Conference Presidents voted to advance Virginia Tech's participation as a full member to July 1, 2000.

- **June 18, 2003** — In a surprise move, presidents of Atlantic Coast Conference schools



privately dropped a plan to invite Miami, Boston College and Syracuse and instead, voted on inviting Virginia Tech and Miami. This comes after five weeks of negotiations with the other three schools for ACC invitations.

- **June 19, 2003** — Responding to speculation that Virginia Tech had been invited to join the ACC, the university issues a release stating that no offer had been extended officially or unofficially.

- **June 24, 2003** — Presidents of Atlantic Coast Conference schools held a teleconference and voted to begin the official process of offering invitations to Virginia Tech and Miami.

- **June 25, 2003** — Atlantic Coast Conference officials made an official site visit to Virginia Tech, and the Hokies passed with flying colors. This is the final step before an official invitation can be extended.

- **June 27, 2003** — Virginia Tech President Charles Steger announced that the Hokies officially accepted the ACC's invitation to join the conference.

"Today we have received the formal offer of membership, which we will accept," Steger said. "We know that this affiliation will be good for our students, athletes, fans and communities for many years to come."

- **July 1, 2003** — Virginia Tech and Miami were officially introduced as the 10th and 11th members of the Atlantic Coast Conference at a press conference in Greensboro, N.C.

"I'm excited for our fans and our constituency," athletic director Jim Weaver said. "This membership is something that the fan base and alumni and friends of Virginia Tech have wanted for a long time. It's home for us. We've had prior relationships with these institutions for many years and this is something our fans are excited about. I'm happy for them, for our coaches and for our student-athletes."

- **July 1, 2004** — The Hokies officially joined the ACC to begin play in the 2004-05 academic year in all sports.

2008-09 ACC STATISTICS

PER GAME SCORING LEADERS

Player, Class, Team	NCAA	G	FG	3FG	FT	Pts.	PG
Toney Douglas, Sr., FSU	16	35	239	85	188	751	21.5
Tyler Hansbrough, Sr., UNC	20	34	223	9	249	704	20.7
Jack McClinton, Sr., UM	37	32	200	101	116	617	19.3
A.D. Vassallo, Sr., VT	41	34	232	83	101	648	19.1
Jeff Teague, So., WF	46	31	180	45	179	584	18.8
Malcolm Delaney, So., VT	34	160	70	225	615	18.1	
Greivis Vasquez, Jr., Md.	35	218	66	111	613	17.5	
Tyrese Rice, Sr., BC	33	162	61	172	557	16.9	
Ty Lawson, Jr., UNC	35	182	51	166	581	16.6	
Sylvan Landesberg, Fr., UVa	28	150	16	148	464	16.6	
Gerald Henderson, Jr., Duke	37	213	41	143	610	16.5	
Kyle Singler, So., Duke	37	208	69	124	609	16.5	
Wayne Ellington, Jr., UNC	38	215	85	87	602	15.8	
Lewis Clinch, Sr., GT	24	128	71	45	372	15.5	
Trevor Booker, Jr., Clem.	32	189	9	104	491	15.3	
Gani Lawal, So., GT	31	184	0	99	467	15.1	
James Johnson, So., WF	31	187	22	69	465	15.0	
Jon Scheyer, Jr., Duke	37	146	79	179	550	14.9	
K.C. Rivers, Sr., Clem.	32	173	69	38	453	14.2	
Jeff Allen, So., VT	33	158	17	118	451	13.7	
Joe Trapani, So., BC	34	157	52	91	457	13.4	
Brandon Costner, Jr., NCS	30	133	42	90	398	13.3	
Terrence Oglesby, So., Clem.	32	129	92	71	421	13.2	
Danny Green, Sr., UNC	38	184	77	52	497	13.1	
Al-Farouq Aminu, Fr., WF	31	146	7	102	401	12.9	



Malcolm Delaney

FG PERCENTAGE

Player, Class, Team	NCAA	G	FGs	Pct.
Trevor Booker, Jr., Clem.	28	32	189-331	.571
Gani Lawal, So., GT	35	31	184-331	.556
James Johnson, So., WF	46	31	187-345	.542
Ty Lawson, Jr., UNC	35	182-342	.532	
Alade Aminu, Sr., GT	31	155-297	.522	
Tyler Hansbrough, Sr., UNC	34	223-434	.514	
Jeff Teague, So., WF	31	180-371	.485	
Wayne Ellington, Jr., UNC	38	215-445	.483	
Gerald Henderson, Jr., Duke	37	213-473	.450	
A.D. Vassallo, Sr., VT	34	232-516	.450	

FT PERCENTAGE

Player, Class, Team	NCAA	G	FTs	Pct.
Jack McClinton, Sr., UM	10	32	116-131	.885
Malcolm Delaney, So., VT	20	34	225-259	.869
Greivis Vasquez, Jr., Md.	22	35	111-128	.867
Tyrese Rice, Sr., BC	30	33	172-201	.856
Uche Echefu, Sr., FSU	40	33	89-105	.848
Tyler Hansbrough, Sr., UNC	34	249-296	.841	
Jon Scheyer, Jr., Duke	37	179-214	.836	
A.D. Vassallo, Sr., VT	34	101-121	.835	
Jeff Teague, So., WF	31	179-219	.817	
Toney Douglas, Sr., FSU	35	188-232	.810	

3-PT FG PCT.

Player, Class, Team	NCAA	G	FGs	Pct.
Jack McClinton, Sr., UM	6	32	101-223	.453
Terrence Oglesby, So., Clem.	46	32	92-237	.388
Lewis Clinch, Sr., GT		24	71-210	.338



Jeff Allen

REBOUNDS

Player, Class, Team	NCAA	G	Reb.	PG
Trevor Booker, Jr., Clem.	22	32	311	9.7
Gani Lawal, So., GT	25	31	294	9.5
James Johnson, So., WF	31	264	8.5	
Jeff Allen, So., VT	33	277	8.4	
Al-Farouq Aminu, Fr., WF	31	253	8.2	
Tyler Hansbrough, Sr., UNC	34	276	8.1	
Alade Aminu, Sr., GT	31	247	8.0	
Ben McCauley, Sr., NCS	30	234	7.8	
Kyle Singler, So., Duke	37	284	7.7	
Mike Scott, So., Uva	28	208	7.4	

ASSISTS

Player, Class, Team	NCAA	G	Ast.	PG
Ty Lawson, Jr., UNC	8	35	230	6.6
Tyrese Rice, Sr., BC	27	33	176	5.3
Greivis Vasquez, Jr., Md.	38	35	176	5.0
Iman Shumpert, Fr., GT	44	31	154	5.0
Malcolm Delaney, So., VT	34	152	4.5	
Demontez Stitt, So., Clem.	32	121	3.8	
Jeff Teague, So., WF	31	110	3.6	
Ishmael Smith, Jr., WF	29	100	3.5	
Eric Hayes, Jr., Md.	35	112	3.2	
Sammy Zeglinski, Fr., Uva	28	84	3.0	

STEALS

Player, Class, Team	NCAA	G	Stl.	PG
Ty Lawson, Jr., UNC	33	35	75	2.1
Iman Shumpert, Fr., GT	45	31	64	2.1
Jeff Teague, So., WF	31	58	1.9	
Jeff Allen, So., VT	33	61	1.9	
Toney Douglas, Sr., FSU	35	63	1.8	
Danny Green, Sr., UNC	38	67	1.8	
K.C. Rivers, Sr., Clem.	32	55	1.7	
Jon Scheyer, Jr., Duke	37	58	1.6	
Rakim Sanders, So., BC	34	53	1.6	
Chris Singleton, Fr., FSU	35	54	1.5	

3-PT FG

Player, Class, Team	NCAA	G	3FG	PG
Jack McClinton, Sr., UM	22	32	101	3.2
Lewis Clinch, Sr., GT	29	24	71	3.0
Terrence Oglesby, So., Clem.	39	32	92	2.9
A.D. Vassallo, Sr., VT	34	83	2.4	
Toney Douglas, Sr., FSU	35	85	2.4	
Wayne Ellington, Jr., UNC	38	85	2.2	
K.C. Rivers, Sr., Clem.	32	69	2.2	
Jon Scheyer, Jr., Duke	37	79	2.1	
Malcolm Delaney, So., VT	34	70	2.1	
Danny Green, Sr., UNC	38	77	2.0	

BLOCKED SHOTS

Player, Class, Team	NCAA	G	Blk.	PG
Solomon Alabi, Fr., FSU	36	35	73	2.1
Trevor Booker, Jr., Clem.	49	32	63	2.0
Alade Aminu, Sr., GT	31	55	1.8	
Ed Davis, Fr., UNC	38	65	1.7	
Assane Sene, Fr., Uva	22	35	1.6	
James Johnson, So., WF	31	48	1.6	
Gani Lawal, So., GT	31	46	1.5	
Jerai Grant, So., Clem.	32	45	1.4	
Chris Singleton, Fr., FSU	35	47	1.3	
Danny Green, Sr., UNC	38	51	1.3	

OFF. REBOUNDS

Player, Class, Team	NCAA	G	Reb	PG
Gani Lawal, So., GT	31	111	3.6	
Mike Scott, So., Uva	28	95	3.4	
Trevor Booker, Jr., Clem.	32	107	3.3	
Corey Raji, So., BC	34	112	3.3	
Dwayne Collins, Jr., UM	31	95	3.1	
Tyler Hansbrough, Sr., UNC	34	103	3.0	
Kyle Singler, So., Duke	37	112	3.0	
Jeff Allen, So., VT	33	93	2.8	
Landon Milbourne, Jr., Md.	35	94	2.7	
Alade Aminu, Sr., GT	31	80	2.6	

ASSIST/TO RATIO

Player, Class, Team	NCAA	Ast	TO	Ratio
Ty Lawson, Jr., UNC	3	230	66	3.48
Eric Hayes, Jr., Md.		112	61	1.84
Greivis Vasquez, Jr., Md.		176	98	1.80
Ishmael Smith, Jr., WF		100	59	1.69
Malcolm Delaney, So., VT	152	97	1.57	
Demontez Stitt, So., Clem.		121	81	1.49
Tyrese Rice, Sr., BC		176	125	1.41
Iman Shumpert, Fr., GT		154	116	1.33
Sammy Zeglinski, Fr., Uva		84	70	1.20
Lewis Clinch, Sr., GT		72	61	1.18

MINUTES PER GAME

Player, Class, Team	NCAA	G	Min.	PG
Malcolm Delaney, So., VT	34	1255	36.9	
A.D. Vassallo, Sr., VT	34	1247	36.7	
Toney Douglas, Sr., FSU	35	1279	36.5	
Lewis Clinch, Sr., GT	24	832	34.7	
Greivis Vasquez, Jr., Md.	35	1210	34.6	
Sylvan Landesberg, Fr., Uva	28	957	34.2	
Tyrese Rice, Sr., BC	33	1101	33.4	
Jon Scheyer, Jr., Duke	37	1214	32.8	
Kyle Singler, So., Duke	37	1193	32.2	
Jack McClinton, Sr., UM	32	1030	32.2	

VIRGINIA TECH BASKETBALL 2009-2010



SCORING OFF.

NCAA	G	W-L	Pts.	PG
North Carolina	2	38	34-4	3413
Wake Forest	6	31	24-7	2510
Clemson	17	32	23-9	2507
Duke	27	37	30-7	2867
Boston College	63	34	22-12	2528
NC State	83	30	16-14	2189
Miami	90	32	19-13	2325
Virginia Tech	91	34	19-15	2470
Maryland	103	35	21-14	2512
Georgia Tech	111	31	12-19	2208
Virginia	133	28	10-18	1960
Florida State	159	35	25-10	2392

3-PT. FG PCT.

NCAA	G	3FG	FGA	Pct.
North Carolina	20	38	264	.682
NC State	42	30	202	.538
Clemson	46	32	256	.684
Miami	63	32	251	.682
Duke	127	37	267	.766
Florida State	155	35	216	.631
Virginia Tech	173	34	207	.615
Boston College	183	34	217	.649
Maryland	191	35	201	.604
Georgia Tech	227	31	159	.492
Wake Forest	234	31	126	.394
Virginia	242	28	156	.494

3-PT. FG% DEF

NCAA	G	3FG	FGA	Pct.
Wake Forest	17	31	207	.681
Miami	57	32	226	.703
Georgia Tech	65	31	201	.620
Florida State	76	35	239	.731
Boston College	84	34	197	.600
Virginia	119	28	175	.524
NC State	120	30	173	.518
North Carolina	134	38	274	.814
Virginia Tech	152	34	238	.704
Duke	154	37	183	.541
Maryland	202	35	245	.706
Clemson	265	32	190	.529

SCORING DEF.

NCAA	G	W-L	Pts.	PG
Florida State	96	35	25-10	2271
Duke	119	37	30-7	2439
Miami	132	32	19-13	2123
Clemson	177	32	23-9	2177
Maryland	204	35	21-14	2419
NC State	213	30	16-14	2087
Boston College	234	34	22-12	2397
Virginia Tech	245	34	19-15	2405
Wake Forest	246	31	24-7	2193
Georgia Tech	263	31	12-19	2216
North Carolina	275	38	34-4	2735
Virginia	282	28	10-18	2029

FG PCT. DEF.

NCAA	G	FG	FGA	Pct.
Florida State	9	35	771	.994
Miami	24	32	738	.863
Wake Forest	31	31	770	.933
North Carolina	64	38	1013	.2468
Georgia Tech	81	31	769	.848
Virginia Tech	115	34	842	.2000
Maryland	117	35	872	.2068
Boston College	125	34	857	.2014
Clemson	148	32	794	.8431
NC State	156	30	772	.1789
Duke	171	37	905	.2086
Virginia	192	28	724	.1653

3-POINT FG PG

NCAA	G	3FG	PG
Clemson	34	32	256
Miami	43	32	251
Duke	74	37	267
North Carolina	93	38	264
NC State	118	30	202
Boston College	147	34	217
Florida State	169	35	216
Virginia Tech	178	34	207
Maryland	214	35	201
Virginia	227	28	156
Georgia Tech	267	31	159
Wake Forest	319	31	126

SCORING MAR.

NCAA	G	Off.	Def.	Mar.
North Carolina	1	38	89.8	72.0
Duke	10	37	77.5	65.9
Clemson	16	32	78.3	68.0
Wake Forest	18	31	81.0	70.7
Miami	60	32	72.7	66.3
Boston College	109	34	74.4	70.5
Florida State	117	35	68.3	64.9
NC State	118	30	73.0	69.6
Maryland	130	35	71.8	69.1
Virginia Tech	150	34	72.6	70.7
Georgia Tech	194	31	71.2	71.5
Virginia	240	28	70.0	72.5

REBOUND MAR.

NCAA	G	Own	Opp.	Mar.
North Carolina	17	38	41.9	35.6
Wake Forest	22	31	40.7	34.8
Miami	30	32	39.8	34.6
NC State	58	30	35.8	32.4
Virginia Tech	71	34	37.0	33.9
Duke	81	37	36.4	33.7
Boston College	83	34	37.0	34.3
Georgia Tech	101	31	39.1	36.9
Clemson	109	32	37.2	35.2
Virginia	131	28	36.8	35.4
Florida State	151	35	35.8	34.9
Maryland	246	35	36.4	38.1

BLOCKED SHOTS

NCAA	G	Blk.	PG
Clemson	10	32	187
Florida State	11	35	202
Wake Forest	12	31	176
North Carolina	20	38	196
Georgia Tech	26	31	154
Virginia Tech	43	34	155
Boston College	57	34	147
Maryland	64	35	145
Virginia	68	28	112
Duke	72	37	146
Miami	86	32	122
NC State	91	30	114

FG PCT.

NCAA	G	FG	FGA	Pct.
Wake Forest	4	31	906	.490
North Carolina	15	38	1205	.2509
NC State	25	30	773	.1626
Clemson	54	32	912	.1971
Duke	126	37	971	.2186
Boston College	137	34	885	.2000
Virginia Tech	166	34	845	.1934
Georgia Tech	172	31	815	.1868
Florida State	183	35	820	.1886
Miami	219	32	796	.1865
Maryland	229	35	924	.2179
Virginia	255	28	701	.1682

TO MARGIN

NCAA	G	Own	Opp.	Mar.
Duke	8	37	12.3	16.4
North Carolina	17	38	12.4	15.9
Maryland	25	35	12.2	15.5
Clemson	34	32	14.3	17.2
Wake Forest	173	31	15.9	15.7
Florida State	187	35	15.7	15.3
Miami	191	32	13.3	12.9
Georgia Tech	203	31	16.8	16.2
Virginia Tech	205	34	13.5	12.9
Virginia	217	28	14.8	14.0
Boston College	225	34	13.4	12.6
NC State	313	30	14.5	11.2

STEALS

NCAA	G	Stl.	PG
Clemson	7	32	298
North Carolina	26	38	325
Duke	32	37	311
Wake Forest	36	31	258
Georgia Tech	40	31	256
Florida State	46	35	284
Maryland	69	35	268
Virginia Tech	181	34	221
Virginia	191	28	179
Boston College	217	34	208
Miami	221	32	194
NC State	268	30	168

FT PCT.

NCAA	G	FT	FTA	Pct.
Maryland	9	35	463	.611
North Carolina	18	38	739	.983
Virginia	27	28	402	.543
Boston College	31	34	541	.733
Duke	54	37	658	.904
Florida State	59	35	536	.739
Virginia Tech	61	34	573	.791
NC State	78	30	441	.615
Wake Forest	93	31	572	.804
Clemson	176	32	427	.621
Miami	189	32	482	.706
Georgia Tech	309	31	419	.665

ASSIST:TO

NCAA	G	Own	Opp.	Mar.
North Carolina	4	38	18.0	12.4
Maryland	37	35	14.6	12.2
Boston College	63	34	14.8	13.4
Duke	76	37	13.3	12.3
NC State	95	30	15.3	14.5
Clemson	96	32	14.9	14.3
Virginia Tech	134	34	13.4	13.5
Miami	161	32	12.7	13.3
Georgia Tech	208	31	14.9	16.8
Virginia	246	28	12.4	14.8
Wake Forest	253	31	13.1	15.9
Florida State	281	35	12.1	15.7

ASSISTS

NCAA	G	Stl.	PG
North Carolina	5	38	685
NC State	47	30	458
Clemson	60	32	478
Georgia Tech	63	31	462
Boston College	66	34	503
Maryland	74	35	511
Virginia Tech	134	34	454
Duke	142	37	492
Wake Forest	156	31	405
Miami	186	32	406
Virginia	210	28	348
Florida State	236	35	423



ACC DIRECTORY

ATLANTIC COAST CONFERENCE

Mailing: P.O. Drawer ACC,
Greensboro, NC 27417-6724
Shipping: 4512 Weybridge Lane,
Greensboro, NC 27407
Administrative Phone: (336) 854-8787
Fax: (336) 316-6097
Media Relations - Video Phone: (336) 851-6062
Fax: (336) 854-8797

ACC STAFF

Commissioner.....John D. Swofford

Associate Commissioners

Jeff Elliott - Finance & Administration
Nora Lynn Finch - Women's Basketball
Mike Finn - Football Media Relations
Karl Hicks - Men's Basketball
Michael Kelly - Football
Shane Lyons - Compliance & Governance
Brian A. Morrison - Men's Basketball Media Relations
Davis Whitfield - Championships
Amy Yakola - Public Relations & Marketing

Assistant Commissioner

W. Scott McBurney - Video Services

Men's Basketball Officials, Coordinator

John Clougherty

Women's Basketball Officials, Coordinator

Charlene Curtis

Football Officials, Coordinator

Doug Rhoads

Director of Business Operations

Lynne Herndon

Director of Compliance & Governance

Lindsey Babcock

Director of Information Systems

Christina L. Tracey

Dir. of Student-Athlete Programs & Compliance

Eric Wood

Associate Director, Media Relations

Lindsey Rogers

Assistant Director, Championships

Kris W. Pierce

Assistant Director, Football

Allison Doughty

Assistant Director, Media Relations

Steve Phillips

Assistant Director, Men's Basketball

Kathy C. Hunt

Assistant Director, Technology & Operations

Ben Tario

Assistant Director, Video Services

Steve "Slim" Vollinger

Assistant Director, Women's Basketball

Brad Hecker

Website Coordinator

Heather C. Hirschman

Administrative Assistants

Susan Anthony - Administration/Business
Jennie Barrett - Championships
Georgia Davis - Women's Basketball
Barb Dery - Media Relations/Video Services
Tracey Haith - Student-Athlete Welfare/Compliance
& Governance
Karrie B. Tilley - Men's Basketball Officiating/PR
Emily Watkins - Receptionist

Interns: Alyssa Francona - Championships

Andrew Middleman - Media Relations
Donald Moore - Administration
Tom Sheridan - Website

BOSTON COLLEGE

Athletics Director: Gene DeFilippo
Men's Basketball Coach: Al Skinner
Primary Men's Basketball Contact: Dick Kelley
Office Phone: (617) 552-3004
E-mail Address: kelleyri@bc.edu
SID Fax: (617) 552-4903
Athletics Web Site: bceagles.com

CLEMSON

Athletics Director: Dr. Terry Don Phillips
Men's Basketball Coach: Oliver Purnell
Primary Men's Basketball Contact: Philip Sikes
Office Phone: (864) 656-1985
E-mail Address: philips@clemson.edu
SID Fax: (864) 656-0299
Athletics Web Site: www.clemson.tigers.com

DUKE

Athletics Director: Kevin White
Men's Basketball Coach: Mike Krzyzewski
Primary Men's Basketball Contact: Matt Plizga
Office Phone: (919) 684-2633
Home Phone: (919) 450-0887
E-mail Address: plizga@duaa.duke.edu
SID Fax: (919) 684-2489
Athletics Web Site: www.GoDuke.com

FLORIDA STATE

Athletics Director: Randy Spetman
Men's Basketball Coach: Leonard Hamilton
Primary Men's Basketball Contact: Chuck Walsh
Office Phone: (850) 644-1077
Home Phone: (850) 385-8466
E-mail Address: cwash@mail.fsu.edu
SID Fax: (850) 644-3820
Athletics Web Site: www.seminoles.com

GEORGIA TECH

Athletics Director: Dan Radakovich
Men's Basketball Coach: Paul Hewitt
Primary Men's Basketball Contact: Mike Stamus
Office Phone: (404) 894-5445
Home Phone: (770) 951-1939
E-mail Address: mstamus@at.gtaa.gatech.edu
SID Fax: (404) 894-1248
Athletics Web Site: www.ramblinwreck.com

MARYLAND

Athletics Director: Deborah A. Yow
Men's Basketball Coach: Gary Williams
Primary Men's Basketball Contact: Doug Dull
Office Phone: (301) 314-8052
Home Phone: TBA
E-mail Address: ddull@umd.edu
SID Fax: (301) 314-9094
Athletics Web Site: www.umterps.com



MIAMI

Athletics Director: Kirby Hocutt
Men's Basketball Coach: Frank Haith
Primary Men's Basketball Contact:
Margaret Belch
Office Phone: (305) 284-3241
Cell Phone: (305) 915-0588
E-mail Address: mbelch@miami.edu
SID Fax: (305) 284-2807
Athletics Web Site: www.hurricanesports.com

NORTH CAROLINA

Athletics Director: Dick Baddour
Men's Basketball Coach: Roy Williams
Primary Men's Basketball Contact: Steve
Kirschner
Office Phone: (919) 962-2123
Home Phone: (919) 968-1531
E-mail Address: skirschner@unca.unc.edu
SID Fax: (919) 843-2309
Athletics Web Site: www.TarHeelBlue.com

N.C. STATE

Athletics Director: Lee Fowler
Men's Basketball Coach: Sidney Lowe
Primary Men's Basketball Contact:
Brian Reinhardt
Office Phone: (919) 515-8953
Cell Phone: (919) 819-8317
E-mail Address: brian_reinhardt@ncsu.edu
SID Fax: (919) 515-2898
Athletics Web Site: www.gopack.com

VIRGINIA

Athletics Director: Craig Littlepage
Men's Basketball Coach: Tony Bennett
Primary Men's Basketball Contact: Rich Murray
Office Phone: (434) 982-5500
Home Phone: (434) 978-2966
E-mail Address: rjm4e@virginia.edu
AMRD Fax: (434) 982-5525
Athletics Web Site: www.virginiasports.com

VIRGINIA TECH

Athletics Director: Jim Weaver
Men's Basketball Coach: Seth Greenberg
Primary Men's Basketball Contact: Bill Dyer
Office Phone: (540) 231-8852
Home Phone: (540) 552-8461
E-mail Address: wdyer@vt.edu
SID Fax: (540) 231-6984
Athletics Web Site: www.hokiesports.com

WAKE FOREST

Athletics Director: Ron Wellman
Men's Basketball Coach: Dino Gaudio
Primary Men's Basketball Contact:
Scott Wortman
Office Phone: (336) 758-5640
E-mail Address: wortmasm@wfu.edu
SID Fax: (336) 758-5140
Athletics Web Site: www.WakeForestSports.com

2008-2009 Review



VIRGINIA TECH



2008-2009 REVIEW

Talented sophomores guided Tech in the right direction

The 2008-09 men's basketball season for the Virginia Tech Hokies continued the progression of the team from an opponent to becoming a factor in Atlantic Coast Conference hoops. The team registered big wins and proved to be one of the toughest teams to lace up the Nikes each and every game.

As the Hokies build themselves into the team they want to be, the 2008-09 season should be a season that proved to be a valuable building block for the program.

Entering the season, Tech had one of the most dichotic squads in recent years in the ACC. Although the team boasted a proven senior scorer, the base of the team was still a very youthful group. As good as A.D. Vassallo was and would prove to be, the team would most likely have to ride the talented group of sophomores to bigger and better things.

Opening night saw the Hokies win a hard-fought victory over a solid Gardner-Webb team that had a history of beating the big boys. The trio of Vassallo, Jeff Allen and Malcolm Delaney combined to score 53 of the Hokies' 65 points on the night. Tech followed that with a win over Mt. St. Mary's in Cassell Coliseum in which Delaney led all scorers with 18 points.

Immediately after that game, the Hokies headed to the airport for a flight to San Juan to play in the O'Reilly Auto Parts Puerto Rico Tip-Off. The sunny climate was a homecoming for Vassallo and freshman Victor Davila. In the first game, the Hokies, led by Vassallo's 24 points, defeated Fairfield.

In the second game, Tech fell victim to a buzzer-beater, as Xavier's Dante Jackson hit a desperation shot from beyond half court as the horn sounded in overtime for a 63-62 Musketeer win. Allen recorded his first double-double of the season with 22 points and 11 rebounds. Tech dropped the final game of the tournament to Seton Hall, despite 25 points from Delaney, 22 points from Vassallo and a 17-point, 17-rebound performance from Allen.

Back in Cassell, the Hokies defeated Elon, 76-67, before hosting Wisconsin in the ACC/Big Ten Challenge. Tech trailed by nine with 1:13 remaining, but the hot-shooting of Vassallo tied the game at 72-72 with nine seconds remaining. Trevon Hughes hit a short jumper with less than a second to go to lift the Badgers past the Hokies, 74-72. Vassallo scored 30 points for the Hokies in the loss.

Following a victory over Navy in Washington, D.C., in the BB&T Classic, the Hokies lost to defending SEC champion Georgia. Tech returned to Cassell for one final home game before the holidays, a 79-57 win over Longwood. Vassallo scored 21 points, and Allen scored 19 points and pulled down a career-high 21 rebounds.

Just prior to Christmas, the Hokies went back to Madison Square Garden to defend their title in the Aeropostale Holiday Festival. And defend it they did. In the first game, the Hokies downed Columbia behind 25 points from Delaney. In a rematch from the previous year's final, the Hokies defeated St. John's, 81-67, with Vassallo scoring 24 points, Delaney adding 22 points and eight assists and Allen chipping in with a double-double of 10 points and 10 rebounds. Delaney was named the tournament's MVP.

A.D. Vassallo finished his career as the school's all-time leader in three-point field goals.



VIRGINIA TECH BASKETBALL 2009-2010

Tech traveled to North Charleston, S.C., on Dec. 29 and defeated Charleston Southern, with Delaney and Vassallo each netting 16 points. Following this game, the Hokies would play 16 of the next 17 games in conference action.

Tipping off the league slate was a visit to No. 5 Duke. Tech played the Blue Devils basically even through the first 23 minutes of action, but Duke went on a big run and handily defeated the Hokies. Tech then opened the home conference schedule with a win over arch-rival Virginia, behind 29 points from Vassallo and 24 points from Delaney.

The final non-conference game of the year saw the Hokies down Richmond in Cassell Coliseum, 62-48. Delaney led a balanced attack with 12 points, Allen added 11 points and 11 rebounds and JT Thompson, who had missed the first part of the season following surgery, added 10 points. The Hokies pushed their win streak to three straight with a home win over Boston College, a game that Allen dominated in all aspects, scoring a career-high 30 points and pulling down nine boards.

Getting the winning streak to four consecutive was a tall task: Going to Winston-Salem and defeating the top-ranked Demon Deacons. Mission accomplished. The Hokies played their best game of the season and downed No. 1 Wake Forest, 78-71, on national

television. Delaney scored 21 points, and Allen and Vassallo each added 16 points in the win, the Hokies' second victory over a top-ranked team in three seasons.

Following a win like the Wake Forest game is always difficult, and with the schedul-makers sending the Hokies to Miami, it made it even more difficult. But Tech downed the Hurricanes in overtime, with Delaney scoring 29 points and Vassallo adding 28.

The winning streak came to an end in Cassell Coliseum in one of the most thrilling games of the season, an 86-82 loss to No. 12 Clemson. Delaney was once again the story, though, as he scored 37 points, the most by an ACC player during the 2008-09 season. He even thrilled the crowd with a three-quarter court basket as time expired in the first half.

A loss at Boston College put the Hokies in need of victory, and the team came through, although in a non-conventional style. Trailing by as many as 18 points in the second half, Tech fought back and defeated NC State in Cassell. Vassallo's 24 points and Allen's 21 points led a balanced attack for the Hokies. Tech followed that win with a home victory over Georgia Tech, with Delaney scoring 23 points.

Tech dropped its next three games, at Maryland, at Virginia and at home against Florida State and traveled to Clemson needing

a victory and, perhaps, a little redemption from the earlier loss to the Tigers in Blacksburg. As usual, the teams played another close game, but the Hokies downed the No. 12 Tigers behind Delaney's 26 points.

The Clemson victory began a streak of four straight games against nationally ranked teams to end the regular season. Tech would return to Cassell and fall to No. 7 Duke, 72-65, in a hard-fought battle that remained tight throughout. Senior Night would see Tech fall to No. 2 North Carolina, 86-78, behind 25 points from A.D. Vassallo. Tech wrapped up the regular season with a loss at No. 24 Florida State.

Entering the ACC Tournament in the Georgia Dome in Atlanta, things looked a lot like the previous season in Charlotte. Tech's first opponent was Miami, and a win would match them against top-ranked North Carolina. The Miami game would prove to be one of the Hokies' best all-around efforts of the season. The Hokie defense held the 'Canes to just 34.6 percent from the field, and Delaney, Vassallo and Thompson led a balanced scoring attack for the win.

Just as had happened 12 months earlier, the Hokies faced the challenge of playing the No. 1 ranked Tar Heels in the ACC Tournament. The year before, UNC won on a last second shot. That was pretty much the way this game wound



JT Thompson returned from early season surgery to become one of the Hokies' top threats.



Malcolm Delaney scored 37 point against Clemson in Cassell Coliseum, the highest point total by an ACC player last year.

2008-2009 REVIEW

VIRGINIA TECH BASKETBALL 2009-2010

up. The Hokies played the Heels even throughout, but lost in the final minute, 79-76.

Once again, the Hokies advanced to the post-season, as they were named a No. 2-seed in the NIT. Tech opened the tournament with one of the most exciting NIT games ever. Tech needed two overtimes to down Duquesne, 116-108, in Cassell Coliseum. Duquesne's Aaron Jackson set a record for points by an opponent in Cassell with 46 points, but the Hokies proved too much for the Dukes, coached by former Hokie Ron Everhart. Vassallo scored 33 points and grabbed 12 rebounds, and Allen had 23 points and 10 rebounds to lead a balanced scoring attack, which saw five Hokies in double-figures.

Tech concluded the season with an 84-66 loss to Baylor in Cassell Coliseum in the second round of the NIT. Delaney scored 14 points and dished out a career-high 10 assists, and Vassallo ended his Virginia Tech career with 12 points.

The Hokies finished the season 19-15 overall and 7-9 in the ACC. The team showed during the season that, with hard work and team unity, they were among the top teams in the ACC. Tech was a team without egos, but one that was willing to work towards a common goal. With the maturity that experience brings, it is not hard to imagine this unit making even grander strides in the upcoming season.

Vassallo wound up as the fifth leading scorer in Tech history. He was named to the All-ACC third team along with Delaney.



Dorenzo Hudson

2008-2009 STATISTICS

No.	Player	TOTAL					3-PTS			REBOUNDS				PF	FO	A	TO	Blk	Stl	Pts	Avg					
		GP	GS	Min	Avg	FG	FGA	Pct	3FG	FGA	Pct	FT	FTA									Pct	Off	Def	Tot	Avg
40	A.D. Vassallo	34	32	1247	36.7	232	516	.450	83	226	.367	101	121	.835	47	164	211	6.2	74	1	88	85	29	28	648	19.1
	Conference-Only...	16	15	596	37.2	112	239	.469	36	100	.360	50	63	.794	18	62	80	5.0	34	0	29	34	15	13	310	19.4
23	Malcolm Delaney	34	34	1255	36.9	160	416	.385	70	198	.354	225	259	.869	34	102	136	4.0	87	0	152	97	11	50	615	18.1
	Conference-Only...	16	16	598	37.4	92	224	.411	34	94	.362	100	117	.855	13	50	63	3.9	40	0	54	46	2	25	318	19.9
00	Jeff Allen	33	33	1006	30.5	158	324	.488	17	42	.405	118	193	.611	93	184	277	8.4	115	8	43	90	42	61	451	13.7
	Conference-Only...	15	15	466	31.1	72	158	.456	8	20	.400	57	98	.582	46	73	119	7.9	56	5	16	43	14	25	209	13.9
33	JT Thompson	24	9	524	21.8	63	120	.525	0	7	.000	31	50	.620	28	60	88	3.7	69	2	16	34	8	23	157	6.5
	Conference-Only...	16	7	324	20.3	31	69	.449	0	5	.000	16	26	.615	11	32	43	2.7	50	2	10	23	6	17	78	4.9
05	Dorenzo Hudson	34	24	702	20.6	55	152	.362	23	69	.333	24	30	.800	15	48	63	1.9	48	1	38	36	4	19	157	4.6
	Conference-Only...	16	7	273	17.1	21	63	.333	10	29	.345	10	14	.714	7	19	26	1.6	24	0	13	12	2	5	62	3.9
34	Cheick Diakite	32	22	553	17.3	51	94	.543	0	0	.000	19	34	.559	48	78	126	3.9	63	2	8	10	37	3	121	3.8
	Conference-Only...	15	8	281	18.7	27	52	.519	0	0	.000	11	21	.524	33	39	72	4.8	33	1	4	5	15	2	65	4.3
14	Victor Davila	33	10	393	11.9	40	74	.541	0	0	.000	21	39	.538	29	38	67	2.0	46	0	5	18	8	2	101	3.1
	Conference-Only...	16	7	155	9.7	12	28	.429	0	0	.000	5	12	.417	11	16	27	1.7	20	0	0	8	5	0	29	1.8
10	Hank Thorns	30	3	568	18.9	29	97	.299	8	41	.195	15	24	.625	14	35	49	1.6	37	0	72	37	0	17	81	2.7
	Conference-Only...	15	3	312	20.8	12	45	.267	5	24	.208	8	14	.571	6	18	24	1.6	21	0	47	17	0	9	37	2.5
01	Terrell Bell	32	2	396	12.4	29	87	.333	6	31	.194	11	24	.458	37	48	85	2.7	39	0	31	24	7	13	75	2.3
	Conference-Only...	14	1	139	9.9	9	28	.321	3	10	.300	3	7	.429	13	18	31	2.2	19	0	11	13	1	5	24	1.7
21	Lewis Witcher	30	1	264	8.8	27	49	.551	0	0	.000	6	15	.400	17	26	43	1.4	39	1	1	10	9	5	60	2.0
	Conference-Only...	13	1	105	8.1	11	21	.524	0	0	.000	3	5	.600	12	11	23	1.8	16	0	0	4	4	2	25	1.9
32	Paul Debnam	5	0	5	1.0	1	2	.500	0	0	.000	2	2	1.000	0	1	1	0.2	0	0	0	3	0	0	4	0.8
	Conference-Only...	0	0	0	0.0	0	0	.000	0	0	.000	0	0	.000	0	0	0	0.0	0	0	0	0	0	0	0	0.0
11	Chris Panneton	3	0	1	0.3	0	1	.000	0	1	.000	0	0	.000	0	0	0	0.0	0	0	0	0	0	0	0	0.0
	Conference-Only...	0	0	0	0.0	0	0	.000	0	0	.000	0	0	.000	0	0	0	0.0	0	0	0	0	0	0	0	0.0
04	Evan Synstad	2	0	1	0.5	0	1	.000	0	0	.000	0	0	.000	0	2	2	1.0	1	0	0	0	0	0	0	0.0
	Conference-Only...	0	0	0	0.0	0	0	.000	0	0	.000	0	0	.000	0	0	0	0.0	0	0	0	0	0	0	0	0.0
15	Terrance Vinson	8	0	10	1.3	0	1	.000	0	0	.000	0	0	.000	0	1	1	0.1	1	0	0	3	0	0	0	0.0
	Conference-Only...	1	0	1	1.0	0	0	.000	0	0	.000	0	0	.000	0	0	0	0.0	0	0	0	0	0	0	0	0.0
TM	TEAM																									
	Conference-Only...																									
	Total	34				845	1934	.437	207	615	.337	573	791	.724	416	848	1264	37.2	620	15	454	459	155	221	2502	73.6
	Conference-Only...	16				399	927	.430	96	282	.340	263	377	.698	201	368	569	35.6	314	8	184	210	64	103	1157	72.3
	Opponents	34				842	2000	.421	238	704	.338	483	663	.729	391	763	1154	33.9	658	-	453	437	123	206	2423	71.3
	Conference-Only...	16				413	949	.435	111	322	.345	266	335	.794	199	372	571	35.7	320	11	214	206	70	89	1203	75.2

SCORE BY PERIODS:	1st	2nd	OT	OT2	Total
Virginia Tech	1152	1244	52	22	2470
Opponents	1115	1232	44	14	2405

DEADBALL REBOUNDS:	OFF	DEF	TOTAL
Virginia Tech	108	19	127
Opponents	78	22	100

2008-2009 STATISTICS

RECORD:	OVERALL	HOME	AWAY	NEUTRAL
ALL GAMES	19-15	10-6	5-6	4-3
CONFERENCE	7-9	4-4	3-5	0-0
NON-CONFERENCE	12-6	6-2	2-1	4-3

DATE	TIME	OPPONENT	SCORE	ATTEND	HIGH POINTS	HIGH REBOUNDS
11/14/08	8:00 PM	GARDNER-WEBB	W 65-62	9847	(19) A.D. Vassallo (19) Jeff Allen	(9) Jeff Allen
11/17/08	8:00 PM	MOUNT ST. MARY'S	W 62-57	9847	(18) Malcolm Delaney	(9) Jeff Allen
11/20/08	12:00 PM	vs Fairfield	W 74-57	3217	(24) A.D. Vassallo	(8) Jeff Allen
11/21/08	2:30 PM	vs Xavier	62-63 L(ot)	6733	(22) Jeff Allen	(11) Jeff Allen
11/23/08	6:00 PM	vs Seton Hall	73-77 L	8242	(25) Malcolm Delaney	(17) Jeff Allen
11/26/08	7:00 PM	ELON	W 76-67	9847	(16) A.D. Vassallo (16) Victor Davila	(9) Jeff Allen
12/01/08	7:00 PM	WISCONSIN	72-74 L	9847	(30) A.D. Vassallo	(5) A.D. Vassallo
12/7/08	5:00 PM	vs Navy	W 79-70	10149	(21) Malcolm Delaney	(8) A.D. Vassallo (8) Cheick Diakite
12/09/08	7:00 PM	at Georgia	66-67 L	6779	(23) A.D. Vassallo	(7) A.D. Vassallo
12/14/08	2:00 PM	LONGWOOD	W 79-57	9847	(21) A.D. Vassallo	(21) Jeff Allen
12/20/08	2:05 PM	vs Columbia Lions	W 64-52	4713	(25) Malcolm Delaney	(9) Malcolm Delaney
12/20/08	2:30 PM	at St. John's Red Storm	W 81-67	2043	(24) A.D. Vassallo	(9) A.D. Vassallo (10) JT Thompson (10) Jeff Allen
12-29-08	7:00 PM	at Charleston Southern	W 75-66	3315	(16) A.D. Vassallo (16) Malcolm Delaney	(8) Jeff Allen
01/04/09	7:45 PM *	at Duke	44-69 L	9314	(12) Malcolm Delaney	(5) Cheick Diakite (5) Jeff Allen
01/10/09	4:00 PM *	VIRGINIA	W 78-75	9847	(29) A.D. Vassallo	(7) A.D. Vassallo
01/14/09	7:00 PM	RICHMOND	W 62-48	9847	(12) Malcolm Delaney	(12) Jeff Allen
01/17/09	4:00 PM *	BOSTON COLLEGE	W 79-71	9847	(30) Jeff Allen	(9) Jeff Allen
01/21/09	7:00 PM *	at Wake Forest	W 78-71	14110	(21) Malcolm Delaney	(8) Malcolm Delaney
1/25/09	5:30 PM *	at University of Miami	W(ot) 88-83	5839	(29) Malcolm Delaney	(6) Jeff Allen
01/29/09	7:00 PM *	CLEMSON	82-86 L	9847	(37) Malcolm Delaney	(9) Jeff Allen
1-31-09	8 PM *	at Boston College	66-67 L	8428	(23) Jeff Allen	(11) Jeff Allen
02/08/09	1:30 PM *	NC STATE	W(ot) 91-87	9847	(24) A.D. Vassallo	(8) Jeff Allen
02/11/09	7:00 PM *	GEORGIA TECH	W 76-71	9847	(23) Malcolm Delaney	(9) Jeff Allen
02/14/09	4:00 PM *	at Maryland	73-83 L	17950	(20) A.D. Vassallo	(9) Jeff Allen
02/18/08	8:00 PM *	at Virginia	61-75 L	11174	(21) A.D. Vassallo	(9) Cheick Diakite
02/21/09	8:00 PM *	FLORIDA STATE	65-67 L	9847	(25) Malcolm Delaney	(11) Jeff Allen
2/25/09	7:30 PM *	at Clemson	W 80-77	9728	(26) Malcolm Delaney	(8) Jeff Allen
02/28/09	3:30 PM *	DUKE	65-72 L	9847	(26) A.D. Vassallo	(10) A.D. Vassallo
03/04/09	7:00 PM *	NORTH CAROLINA	78-86 L	9847	(25) A.D. Vassallo	(12) Jeff Allen
03/08/09	2:00 PM *	at Florida State	53-63 L	7871	(14) A.D. Vassallo	(11) Cheick Diakite
3/12/09	12 PM	vs University of Miami	W 65-47		(17) Malcolm Delaney	(8) A.D. Vassallo (8) JT Thompson
3/13/09	12 PM	vs North Carolina	76-79 L	26352	(26) A.D. Vassallo	(10) A.D. Vassallo
03/18/09	7:00 PM	DUQUESNE	W(2ot) 116-108	5878	(33) A.D. Vassallo	(12) A.D. Vassallo
03/21/09	11:00 AM	BAYLOR	66-84 L	6891	(14) Malcolm Delaney	(6) Malcolm Delaney

* - Conference game

ATTENDANCE SUMMARY	GAMES	TOTALS	AVG/GAME
HOME	16	150627	9414
AWAY	11	96551	8777
NEUTRAL	7	59406	8487
TOTAL	34	306584	9017

2008-2009 GAME-BY-GAME

VIRGINIA TECH BASKETBALL 2009-2010

GAME 1

Nov. 14, 2008 • 8 p.m. • Blacksburg, Va.

Gardner-Webb	26	36	—	62
Virginia Tech	40	25	—	65

Malcolm Delaney hit two free throws with 23.6 seconds remaining, **Terrell Bell** made a key blocked shot in the waning moments, and the Hokies survived a halfcourt heave that nearly went in at the buzzer, thus enabling them to knock off Gardner-Webb, 65-62, in a tougher-than-expected non-conference game.

The Hokies led by as many as 18 in the second half, but the Bulldogs just refused to go away. Gardner-Webb cut that lead down to one, 63-62, on two free throws by Aaron Linn with 24.3 seconds remaining.

Delaney buried two free throws to build the Hokies' lead back to three, 65-62. A block by Bell and a missed half-court shot secured the victory for the Hokies.

Tech got off to a great start, but struggled in the second half when the Bulldogs went with a smaller lineup and started packing it in on **Jeff Allen**.

Allen and **A.D. Vassallo** paced the Hokies with 19 points each. Allen hit 7-of-9 from the floor, including his lone 3-point attempt, and he also grabbed a team-high nine rebounds. Vassallo hit 7-of-16, including just 3-of-10 from beyond the arc. He grabbed six rebounds and dished out six assists.

Delaney added 15 points and four assists, but he, too, struggled from the floor - Tech, as a team, shot just 38.7 percent. Delaney hit 4-of-14, including 3-of-10 from beyond the arc.

Flittner, a junior from Sharpville, Ind., led the Bulldogs with 21 points. He scored 17 in the first half, but missed all five of his 3-point attempts in the second half, finishing 5-for-14 from beyond the arc and 8-of-20 from the floor.

Linn added 13 points, while both Auryn MacMillan and Anton Silver chipped in 12 each. Gardner-Webb shot 36.4 percent from the floor, but out-rebounded Tech 44-38.

GARDNER-WEBB (0-1)

Player	MP	FG	FT	R	A	T	PF	TP
Henley, f	37	2-3	0-0	10	4	1	4	4
MacMillan, c	36	6-13	0-1	9	0	2	2	12
Flittner, g	40	8-20	0-0	3	6	2	21	21
Linn, g	32	4-11	5-5	6	3	0	4	13
Siddle, g	20	0-6	0-0	4	4	2	0	0
Silver	20	4-10	1-3	3	1	3	1	12
Maden	2	0-0	0-0	0	0	0	0	0
Dovonou	2	0-0	0-0	0	0	2	2	0
Hinson	3	0-1	0-0	2	0	1	0	0
Moore	8	0-2	0-0	0	1	1	1	0
Team	—	—	—	2	—	—	—	—
Totals	200	24-66	6-9	44	16	18	16	62

VIRGINIA TECH (1-0)

Player	MP	FG	FT	R	A	T	PF	TP
Allen, f	32	7-9	4-6	9	1	4	2	19
Vassallo, f	39	7-16	2-2	6	6	0	1	19
Diakite, c	13	2-4	0-0	2	0	0	1	4
Hudson, g	31	1-7	0-0	2	1	5	1	2
Delaney, g	28	4-14	4-5	6	4	3	3	15
Bell	16	1-5	0-0	2	1	0	4	2
Thorns	27	1-5	0-0	7	2	3	0	2
Davila	2	0-0	0-0	0	0	0	1	0
Witcher	12	1-2	0-0	2	0	0	1	2
Team	—	—	—	2	—	—	—	—
Totals	200	24-62	10-13	38	12	8	15	65

3-Pointers.....Gardner-Webb 8 (Flittner 5, Silver 3)
VT 7 (Vassallo 3, Delaney 3, Allen 1)
 Block.....Gardner-Webb 2 (Henley 1, MacMillan 1)
VT 7 (Bell 2, Diakite 2, Vassallo 2, Thorns 1)
 Steals.....Gardner-Webb 6 (MacMillan 3, Flittner 2, Maden 1)
VT 5 (Allen 2, Delaney 2, Thorns 1)
 Officials.....Kersey, Luckie, Stryfeler
 Technicals.....None
 Attendance.....9,847

Gardner-Webb.....FG%	36.4	3FG%	30.8	FT%	66.7
VT.....FG%	38.7	3FG%	26.9	FT%	76.9

GAME 2

Nov. 17, 2008 • 8 p.m. • Blacksburg, Va.

Mount St. Mary's	24	33	—	57
Virginia Tech	23	39	—	62

Malcolm Delaney scored 13 of Virginia Tech's final 16 points, and the Hokies used a 16-5 run to finish the game and close out upset-minded Mount St. Mary's, 62-57.

With the win, Tech moved to 2-0 on the season and 4-0 all-time against Mount St. Mary's. The Mountaineers fell to 1-1 overall on the year.

Tech trailed, 52-46, following a basket by Mountaineers' guard Jeremy Goode with 2:21 left to play, but Delaney canned a 3-pointer with 2:10 to go to start the Hokies' game-ending run.

He hit the first of two free-throw attempts with 1:40 remaining but missed the second. Tech's **Jeff Allen**, however, got the rebound, and **A.D. Vassallo** drained a 3-pointer with 1:32 remaining to give Tech its first lead of the second half, 53-52.

Delaney then took care of the rest. He made nine straight free throws to end the game and hit 10-of-11 in the final two minutes. For the game, he scored a team-high 18 points, hitting 13-of-15 from the free-throw line. His performance was part of a 27-for-32 night at the stripe for the Hokies.

Vassallo added 15 points - 12 in the first half - for Tech, and Allen narrowly missed a double-double with 13 points and nine boards. The Hokies shot just 33.3 percent from the floor and committed 20 turnovers, including four each by Allen and Vassallo.

Jean Cajou paced the Mountaineers with 19 points, and Goode added 11. The Mountaineers didn't shoot much better than Tech, hitting just 36.7 percent from the floor.

MOUNT ST. MARY'S (1-1)

Player	MP	FG	FT	R	A	T	PF	TP
Beidler, f	30	1-8	0-0	3	0	4	4	2
Atupem, f	16	1-4	0-0	5	1	0	3	2
Mitchell, f	25	4-5	1-2	10	2	4	5	9
Cajou, g	34	6-15	5-5	4	3	2	2	19
Goode, g	37	4-15	2-3	3	3	3	3	11
Atupem	28	4-8	1-3	3	1	1	3	9
Holland	20	1-4	0-0	1	1	1	0	3
Trice	4	0-0	0-0	0	0	0	1	0
Jackson	6	1-1	0-0	0	0	0	0	2
Team	—	—	—	4	—	—	—	—
Totals	200	22-60	9-13	33	11	16	21	57

VIRGINIA TECH (2-0)

Player	MP	FG	FT	R	A	T	PF	TP
Allen, f	28	4-9	4-4	9	2	4	4	13
Vassallo, f	37	3-6	2-2	6	2	4	1	15
Diakite, c	11	0-0	1-2	3	0	1	1	3
Hudson, g	16	0-3	2-2	1	1	3	1	2
Delaney, g	29	2-5	3-15	2	2	3	3	18
Bell	24	0-3	0-0	5	1	1	1	0
Thorns	20	0-3	0-0	0	1	1	3	0
Davila	18	2-6	4-6	6	0	2	1	8
Vinson	2	0-1	0-0	0	0	0	0	0
Witcher	15	1-3	1-1	2	0	1	0	3
Team	—	—	—	2	—	—	—	—
Totals	200	24-62	10-13	38	12	8	15	62

3-Pointers.....MSM 4 (Cajou 2, Goode 1, Holland 1)
VT 5 (Vassallo 3, Allen 1, Delaney 1)
 Block.....MSM 0
VT 7 (Bell 2, Diakite, Vassallo, Delaney 1)
 Steal.....MSM 9 (Mitchell 2, Cajou 2, Beidler 1,
Atupem 1, Goode 1, Atupem 1, Holland 1)
VT 7 (Allen 3, Delaney 3, Hudson 1)
 Officials.....Ayers, Hull, Dorsey
 Technicals.....None
 Attendance.....9,847

MSM.....FG%	36.7	3FG%	22.2	FT%	69.2
VT.....FG%	33.3	3FG%	35.7	FT%	84.4

GAME 3

Nov. 20, 2008 • 11 a.m. • San Juan, P.R.

Fairfield	31	26	—	57
Virginia Tech	40	34	—	74

Virginia Tech used hot shooting and solid defense to defeat Fairfield, 74-57, in the first game of the O'Reilly Auto Parts Puerto Rico Tip-Off in San Juan, P.R., on Thursday, Nov. 20.

Senior **A.D. Vassallo**, a native of nearby Toa Baja, P.R., led all scorers with a season-high 24 points. Sophomore **Jeff Allen** added 18 points, eight rebounds and a career-high five blocked shots, and sophomore **Malcolm Delaney** scored all 10 of his points in the second half.

The Hokies, now 3-0 on the season, jumped out to a 24-11 lead midway through the first half, but Fairfield used three-pointers to cut the lead to 40-31 at the intermission. The Stags eventually cut the score to 51-47 with 12:38 remaining, but Tech then went on a 23-6 run to secure the win.

Herbie Allen scored 11 points and Anthony Johnson scored 10 to lead Fairfield, now 1-2 overall. The Stags made five of their seven three-point baskets in the first half.

The Hokies' other native Puerto Rican, forward **Victor Davila** from Canovanas, had another strong game. The freshman, playing just his third collegiate game, played 17 minutes and scored nine points in the victory. Tech's four post players, Davila, Allen, senior **Check Diakite** and junior **Lewis Witcher** combined for 13-of-16 from the field, for 81.3 percent.

Tech held Fairfield to 20-of-54 from the field, for 37.0 percent and just 28 percent from three-point range. The Hokies blocked eight shots on the afternoon and hit a season-high nine-of-21 from three-point range. Tech won the battle of the boards, 32-30 and shot a season-high 56.3 percent from the field.

FAIRFIELD (1-2)

Player	MP	FG	FT	R	A	T	PF	TP
Han, *	34	2-6	0-0	4	5	4	4	5
Hawkins, *	17	0-4	0-0	3	0	1	0	0
Allen, *	34	4-7	1-2	2	4	2	2	11
Johnson, *	30	5-10	0-0	5	0	3	4	10
Evanovich, *	22	3-9	0-0	3	1	1	2	9
Turner	4	0-0	0-0	0	0	0	1	0
O'Sullivan	1	0-0	0-0	0	0	0	0	0
Jordan	1	0-0	1-2	0	0	0	0	1
Grzecek	1	0-0	0-0	0	0	0	0	0
Edney	27	3-11	2-2	2	0	0	0	8
Sisca	5	0-0	0-0	1	1	0	0	0
Olander	3	0-1	0-0	0	0	0	2	0
Nero	21	3-6	6-8	6	1	0	1	13
Team	—	—	—	4	—	—	—	—
Totals	200	20-54	10-14	30	12	11	16	57

VIRGINIA TECH (3-0)

Player	MP	FG	FT	R	A	T	PF	TP
Allen, f	33	7-10	0-0	8	3	0	3	18
Hudson, g	19	0-2	0-0	2	1	0	3	0
Delaney, g	36	2-8	4-5	4	4	3	1	10
Diakite, c	21	3-3	1-2	4	1	0	1	7
Vassallo, g	33	9-16	3-4	4	2	3	2	24
Bell	20	2-3	0-0	3	3	1	1	4
Thorns	14	1-3	0-2	3	0	0	2	2
Davila	17	3-3	3-3	2	1	1	1	9
Vinson	1	0-0	0-0	0	0	1	1	0
Witcher	5	0-0	0-0	2	0	1	1	0
Debnam	1	0-0	0-0	0	0	0	0	0
Team	—	—	—	0	—	—	—	—
Totals	200	27-48	11-16	32	12	15	16	74

3-Pointers.....FU 7 (Evanovich 3, Allen 2, Han 1, Nero)
VT 9 (Allen 4, Vassallo 3, Delaney 2)
 Block.....FU 1 (Hawkins 1)
VT 8 (Allen 5, Diakite 1, Vassallo 1, Davila 1)
 Steal.....FU 3 (Han 1, Nero, O'Sullivan)
VT 3 (Delaney 2, Allen 1)
 Officials.....Adams, Cassell, Oglesby
 Technicals.....None
 Attendance.....

FU.....FG%	37.0	3FG%	28.0	FT%	71.4
VT.....FG%	56.3	3FG%	42.9	FT%	68.8

GAME 4

Nov. 21, 2008 • 2:30 p.m. • San Juan, P.R.

Virginia Tech	25	27	10	—	62
Xavier	23	27	11	—	63

Dante Jackson hit a desperation shot from beyond half court at the buzzer in overtime, and Xavier defeated Virginia Tech, 63-62, in the semifinals of the O'Reilly Auto Parts Puerto Rico Tip-Off in San Juan, P.R. on Friday, Nov. 21.

Jeff Allen scored on the rebound with two seconds remaining in the extra period, but the Musketeers got the ball into Jackson who banked in a half court heave as time expired for the XU victory. The game was tied at 52 at the end of regulation, and the lead seasawed during the final five minutes before Allen put the Hokies up, 62-60, on a tip-in of a missed shot by **Dorenzo Hudson**.

Tech, now 3-1 on the season, led the defensive struggle, 25-23, at halftime and built a 10-point lead early in the second half. Xavier, now 4-0 overall, kept the game close throughout and held the Hokies without a point in the final 5:13 of regulation. Kenny Frease hit two free throws with 2:25 remaining to knot the game at 52-52.

Allen recorded his first double-double of the season with season-highs of 22 points and 11 rebounds to go along with four steals and three blocked shots. **Malcolm Delaney** scored seven of his 15 points after half time, and Hudson recorded a season-high 10 points. **A.D. Vassallo** struggled from the field, scoring just four points on 2-13 field goal attempts, but grabbed 10 rebounds and dished out a career-high eight assists. He also added two steals.

Derrick Brown scored 16 points and C.J. Anderson added 13 points for Xavier. The shot at the buzzer was Jackson's only made field goal of the game, as he finished with five points.

Tech out-rebounded the Musketeers, 39-37, and out-shot XU, 38.3 percent to 37.7 percent. The Hokies made three more field goal attempts, including two more three-pointers, but Xavier was 19-26 from the line, while Tech made 10-of-14 free throw attempts on the afternoon.

XAVIER (4-0)

Player	MP	FG	FT	R	A	T	PF	TP
Brown, *	40	6-9	2-4	6	3	1	1	16
Raymond, *	36	2-12	2-2	6	0	2	1	7
Anderson, *	32	4-7	5-6	2	1	4	3	13
Jackson, *	32	1-9	2-2	6	2	2	3	5
Love, *	21	2-2	1-4	3	0	1	0	5
Walsh	1	0-1	0-0	1	0	0	0	0
Redford	5	0-1	0-0	0	0	1	1	0
McLean	15	3-3	2-2	4	0	1	3	8
Frease	20	2-8	5-6	5	0	2	2	9
Holloway	23	0-1	0-0	2	3	2	2	0
Team	—	—	—	2	—	—	—	—
Totals	225	20-53	19-26	37	12	16	16	63

VIRGINIA TECH (3-1)

Player	MP	FG	FT	R	A	T	PF	TP
Allen, f	41	9-18	3-4	11	2	5	4	22
Hudson, g	33	3-5	2-2	2	1	1	2	10
Delaney, g	42	5-12	2-5	3	5	3	4	15
Diakite, c	23	3-4	0-0	1	0	0	5	6
Vassallo, g	40	2-13	0-0	10	8	4	5	4
Bell	10	0-2	0-0	1	1	1	0	0
Thorns	11	1-5	3-3	2	0	1	0	5
Davila	18	0-1	3-3	5	0	1	2	0
Witcher	7	0-0	0-0	1	0	0	2	0
Team	—	—	—	3	—	—	—	—
Totals	225	23-60	10-14	39	17	16	24	62

3-Pointers.....XU 4 (Brown 2, Jackson 1, Raymond)
VT 6 (Delaney 3, Hudson 2, Allen 1)
 Blocks...XU 6 (Frease 2, Anderson 1, Jackson, Love, Raymond)
VT 5 (Allen 3, Allen 1, Diakite)
 Steals.....XU 4 (Brown 1, Jackson, McLean, Raymond)
VT 7 (Allen 4, Vassallo 2, Thorns 1)
 Officials.....Thibodeaux, Shows, Self
 Technicals.....None
 Attendance.....

VT.....FG%	38.3	3FG%	28.6	FT%	71.4
XU.....FG%	37.7	3FG%	22.2	FT%	73.1

GAME 5

Nov. 23, 2008 • 6 p.m. • San Juan, P.R.

Virginia Tech	40	33	—	73
Seton Hall	34	43	—	77

Virginia Tech lost to Seton Hall, 77-73, in the final round of the 2008 O'Reilly Auto Parts Puerto Rico Tip-Off in San Juan on Sunday, Nov. 23. Tech fell to 3-2 overall, and the Pirates are now 4-1 overall.

The Hokies jumped out to a 31-17 lead with eight minutes remaining before intermission, but Seton Hall used pressure defense to cut the margin to 40-34 at the half. After the teams opened the second half trading baskets, the Pirates went on a 13-1 run to take the lead, 52-46, with 11:51 remaining. Tech reclaimed the lead at the 8:47 mark on a jumper by **Malcolm Delaney**, but SHU scored the next seven points and never trailed again.

Delaney led the Hokies with a career-high 25 points to go along with five assists and two blocked shots, while **A.D. Vassallo** added 22 points and nine rebounds. **Jeff Allen** recorded his second consecutive double-double with 17 points and a career-high 17 rebounds.

Jeremy Hazell led the Pirates with 23 points, while Robert Mitchell added 15 points, and Paul Gause had 14 points. Tech out-rebounded the Pirates, 43-34, but turned the ball over 14 times, compared to just nine for SHU. The Hokies also managed just 19-of-32 from the line, while the Pirates were 23-32 from the charity stripe.

Vassallo, making his first trip home to his native Puerto Rico, was named to the all tournament team.

SETON HALL (4-1)

Player	MP	FG	FT	R	A	T	PF	TP
Harvey, *	34	3-10	0-0	3	3	2	0	6
Hazell, *	39	6-14	9-11	3	0	3	2	23
Gause, *	27	5-9	4-6	4	1	1	3	14
Mitchell, *	31	5-10	5-6	8	2	2	5	15
Garcia, *	25	4-5	0-0	5	0	0	5	8
Theodore	20	1-4	3-3	2	6	1	3	5
Davis	20	2-5	2-4	5	0	0	4	6
Walters	4	0-0	0-2	1	0	0	1	0
Team	—	—	—	3	—	—	—	—
Totals	200	26-57	23-32	34	12	9	23	77

VIRGINIA TECH (3-2)

Player	MP	FG	FT	R	A	T	PF	TP
Allen, f	39	6-12	5-15	17	4	2	4	17
Hudson, g	22	0-2	0-0	2	3	2	3	0
Delaney, g	35	6-12	10-12	5	5	4	5	25
Diakite, c	21	2-4	0-1	4	0	0	0	4
Vassallo, g	38	7-18	4-4	9	3	3	3	22
Bell	13	1-4	0-0	3	1	2	1	3
Thorns	14	0-3	0-0	1	1	1	1	0
Davila	12	0-1	0-0	0	0	0	0	0
Witcher	6	1-1	0-0	1	0	0	0	2
Team	—	—	—	1	—	—	—	—
Totals	200	26-57	19-32	43	17	14	24	73

3-Pointers.....SHU 2 (Hazell 2)
VT 8 (Vassallo 4, Delaney 3, Bell 1)
 Blocks.....SHU 5 (Garcia 3, Harvey 1, Mitchell)
VT 4 (Delaney 2, Allen 1, Bell)
 Steals.....SHU 9 (Hazell 3, Gause 3, Theodore 2, Garcia 1)
VT 5 (Vassallo 2, Allen 1, Thorns, Witcher)
 Officials.....Thibodeaux, Oglesby, Daily
 Technicals.....None
 Attendance.....8,242

VT.....FG%	40.4	3FG%	33.3	FT%	59.4
SHU.....FG%	45.6	3FG%	18.2	FT%	71.9

GAME 6

Nov. 26, 2008 • 7 p.m. • Blacksburg, Va.

Elon	27	40	—	67
Virginia Tech	34	42	—	76

The Virginia Tech men's basketball team scored on its final 15 possessions and used some stellar free-throw shooting down the stretch to break away from Elon, 76-67.

With the win, the Hokies moved to 4-2 overall on the season. Elon, which was picked to finish second in the Southern Conference's North Division, fell to 1-3.

Elon's Ola Atoyebi's basket with 8:46 remaining tied the game at 47. But two possessions later, the Hokies started their game-ending run. **Victor Davila's** free throw with 7:48 to go enabled the Hokies to retake the lead for good.

Most of Tech's points down the stretch came from the free-throw line, as the Hokies hit their final 14 attempts. Elon kept fouling Tech point guard **Malcolm Delaney**, and the sophomore from Baltimore nailed all 12 of his attempts – all in the final 2:12. For the game, Tech hit 23-of-28 from the stripe, which helped them put Elon away.

The Hokies placed four players in double figures, with both **A.D. Vassallo** and Davila leading the way at 16 points apiece. The point total marked a career high for Davila, the 6-foot-8, 245-pound freshman from Puerto Rico. He came off the bench and hit 7-of-9 from the floor and grabbed four rebounds in 22 minutes.

Delaney added 15 points for the Hokies, while **Jeff Allen** chipped in 12 points and nine rebounds. Tech out-rebounded Elon, 42-27.

Brett James led all scorers with 19 points for the Phoenix. He hit 5-of-13 from the floor, including 2-of-5 from beyond the 3-point arc, and he hit 7-of-9 from the free-throw line. But Elon, as a team, struggled from the stripe, missing 11 free throws (21-of-32) – it came into the game shooting just 57.9 percent from the free-throw line.

ELON (1-3)

Player	MP	FG	FT	R	A	T	PF	TP
Atoyebi, f	30	6-12	6-9	7	2	1	4	18
Constantine, f	28	5-9	3-5	3	0	1	2	13
Carter, g	30	0-1	1-2	3	4	0	2	1
James, g	34	5-13	7-9	6	1	0	2	19
Long, g	34	2-6	2-3	4	5	4	5	8
Bonney	9	0-2	2-4	0	0	0	0	2
Spadlin	14	0-2	0-0	1	0	2	2	0
Sanders	7	0-1	0-0	0	0	0	0	0
Douglas	14	2-5	0-0	1	1	0	3	6
Team	—	—	—	2	—	—	—	—
Totals	200	20-51	21-32	27	13	8	20	67

VIRGINIA TECH (4-2)

Player	MP	FG	FT	R	A	T	PF	TP
Allen, f	29	3-12	6-7	9	4	3	4	12
Vassallo, f	33	7-15	0-0	5	4	2	2	16
Diakite, c	11	2-4	0-0	3	0	0	3	4
Hudson, g	15	1-3	0-0	2	2	0	1	2
Delaney, g	35	1-5	12-12	3	1	2	3	15
Bell	20	1-3	1-3	6	3	0	2	3
Thorns	19	0-2	2-2	1	2	3	1	2
Davila	22	7-9	2-4	4	1	0	4	16
Witcher	16	3-3	0-0	4	0	0	3	6
Team	—	—	—	5	—	—	—	—
Totals	200	25-56	23-28	42	17	10	23	76

3-Pointers.....Elon 6 (Douglas 2, James 2, Long 2)
VT 3 (Vassallo 2, Delaney 1)
 Blocks.....Elon 3 (Atoyebi 1, Constantine, James)
VT 3 (Allen 2, Diakite 1)
 Steals.....Elon 3 (James 2, Long 1)
VT 6 (Allen 4, Vassallo 1, Delaney)
 Officials.....Woods, Eades, Greene
 Technicals.....None
 Attendance.....9,847

Elon.....FG%	39.2	3FG%	33.3	FT%	65.6
VT.....FG%	44.6	3FG%	25.0	FT%	82.1

2008-2009 GAME-BY-GAME

VIRGINIA TECH BASKETBALL 2009-2010

GAME 7

Dec. 1, 2008 • 7 p.m. • Blacksburg, Va.

Virginia Tech	30	42	—	72
Wisconsin	38	36	—	74

For the second time this season, the Virginia Tech men's basketball team lost on a last-second shot, as Wisconsin's Trevon Hughes hit a short jumper with less than a second remaining to lift the Badgers past the Hokies, 74-72, in a non-conference game played as part of the ACC-Big Ten Challenge.

With the loss, the Hokies fell to 4-3 overall on the season. Wisconsin, ranked No. 22 in the ESPN/USA Today coaches' poll, moved to 6-1 on the year.

The Hokies trailed by nine, 67-58, with 1:13 remaining, but, behind the unconscious shooting of **A.D. Vassallo**, the Hokies scrambled back.

Vassallo cut Wisconsin's lead to 70-69 by hitting a 3-pointer with 17.9 seconds to go. Jason Bohannon's two free throws with 11.6 seconds remaining gave the Badgers a 72-69 lead, but Vassallo struck again, hitting a 3-pointer with seven ticks left to tie the game at 72 – the Hokies' first tie since the 13:24 mark of the first half.

But Hughes quickly pushed the ball up the court and got to the free-throw line. He lofted a short jumper that hit nothing but net with nine-tenths of a second remaining. With no timeouts, Tech's halfcourt shot came up short.

The loss offset a huge game by Vassallo, who scored 24 of his career-high 30 points in the second half. His previous career high of 29 came against Wake Forest in January of 2006. Against the Badgers, he hit 12-of-17 from the floor, including 6-of-9 from beyond the 3-point arc.

Victor Davila added 13 points and three rebounds for the Hokies, while **Malcolm Delaney** chipped in 12 points. Tech shot 50 percent from the floor and hit 11 3-pointers in the game.

Marcus Landry led the Badgers with 18 points, hitting 6-of-7 from the floor, including all four of his 3-point attempts. Jon Leuer added 17 points for Wisconsin, while Hughes finished with 12 and Bohannon had 11.

WISCONSIN (6-1)

Player	MP	FG	FT	R	A	T	PF	TP
Landry, f	36	6-7	2-2	1	4	1	3	18
Nankivil, f	18	0-2	0-0	3	0	0	0	0
Hughes, g	27	5-11	0-0	1	3	0	2	12
Bohannon, g	29	3-6	2-2	0	0	1	0	19
Krabbenhoft, g	29	2-6	5-6	2	4	1	2	9
Taylor	13	1-4	0-0	1	1	0	1	2
Jarmusz	16	0-0	0-0	3	1	0	1	0
Leuer	21	6-11	3-3	6	0	1	2	17
Wilson	11	1-1	2-6	1	1	2	2	5
Team	—	—	—	4	—	—	—	—
Totals	200	24-48	14-19	22	14	6	13	74

VIRGINIA TECH (4-3)

Player	MP	FG	FT	R	A	T	PF	TP
Allen, f	15	0-2	2-2	3	1	2	5	2
Vassallo, f	38	12-17	0-0	5	4	2	1	30
Diakite, c	15	0-3	0-0	3	0	0	1	0
Hudson, g	26	3-6	0-0	1	2	0	1	8
Delaney, g	34	3-9	4-5	3	6	0	3	12
Bell	9	0-1	0-0	1	0	0	1	0
Thorns	15	1-2	0-0	1	4	1	2	3
Davila	25	5-7	3-3	3	1	1	3	13
Vinson	4	0-0	0-0	1	0	1	0	0
Witcher	19	2-5	0-2	1	0	0	2	4
Team	—	—	—	4	—	—	—	—
Totals	200	26-52	9-12	26	18	10	19	72

3-Pointers.....Wisc 12 (Landry 4, Bohannon 3, Hughes 2, Leuer, Wilson 1)
VT 11 (Vassallo 6, Delaney 2, Hudson, Thorns 1)
 Blocks.....Wisc 5 (Landry 2, Leuer, Krabbenhoft 1)
VT 7 (Diakite 2, Vassallo, Allen 1, Davila, Delaney)
 Steals.....Wisc 5 (Hughes 1, Krabbenhoft, Landry, Nankivil, Wilson)
VT 6 (Allen 4, Vassallo 1, Delaney)
 Officials.....Hess, Cahill, Donato
 Technicals.....None
 Attendance.....9,847

VT.....FG% 50.0 3FG% 68.8 FT% 75.0
 Wisc.....FG% 50.0 3FG% 66.7 FT% 73.7

GAME 8

Dec. 7, 2008 • 5 p.m. • Washington, D.C.

Navy	34	36	—	70
Virginia Tech	28	51	—	79

Virginia Tech used strong second half shooting from the field and the line to defeat Navy, 79-70, in the opening game of the 14th Annual BB&T Classic at the Verizon Center on Sunday, Dec. 14, in Washington, D.C.

The Hokies, now 5-3 overall, trailed 34-28 at the intermission, but opened the second half on a 23-4 run and never trailed again. Navy was able to cut the lead to 73-69 with 39 seconds remaining, but Tech made six-of-six free throws at the end to secure the win. In all, the Hokies made their last 16 free throw attempts, and were 19-of-22 for free throws in the second half and 29-of-34 for the game. Tech also hit 15-of-24 field goals in the second half.

Malcolm Delaney led the Hokies with 21 points, including a perfect 11-of-11 from the line. **Jeff Allen** and **A.D. Vassallo** added 17 points each, and **Hank Thorns** came off the bench with 10 points for Tech.

Navy, now 7-2 overall, was led by Kaleo Kina, who had 18 points and 10 rebounds. Adam Teague came off the bench to add 18 points.

The Hokies dominated on the boards, out-rebounding Navy, 45-28. The Midshipmen were eight-of-23 from three-point range. Tech also controlled scoring in the paint, holding a 10-0 advantage inside.

NAVY (7-2)

Player	MP	FG	FT	R	A	T	PF	TP
Veazey, c	25	4-7	0-0	2	1	2	2	8
Harris, g	31	3-12	0-0	0	2	1	2	9
Garcia, g	29	3-3	2-2	1	1	1	4	8
Avworo, g	29	2-3	1-2	3	3	2	4	5
Kina, g	35	7-22	3-5	10	6	3	5	18
Colbert	6	0-2	0-0	2	0	1	3	0
Sugars	1	0-0	0-0	0	1	0	1	0
Brooks	0+	0-0	0-0	0	0	0	1	0
Teague	31	6-13	2-2	3	1	1	3	18
Wilson	13	1-1	2-4	2	0	0	1	4
Team	—	—	—	5	—	—	—	—
Totals	200	26-63	10-15	28	15	11	13	70

VIRGINIA TECH (5-3)

Player	MP	FG	FT	R	A	T	PF	TP
Allen, f	31	6-11	5-5	4	1	2	2	17
Vassallo, f	34	5-18	7-7	8	2	6	3	17
Diakite, c	20	0-0	2-2	8	1	0	2	2
Hudson, g	19	1-3	0-0	1	0	1	0	2
Delaney, g	31	4-8	11-11	6	5	2	4	21
Bell	13	0-3	2-3	5	1	1	0	2
Thorns	25	4-6	2-2	1	2	1	2	10
Davila	14	2-2	0-2	4	0	2	1	4
Witcher	13	2-3	0-2	4	1	0	0	4
Team	—	—	—	4	—	1	—	—
Totals	200	24-54	29-34	45	13	16	14	79

3-Pointers.....Navy 8 (Teague 4, Harris 3, Kina 1)
VT 2 (Delaney 2)
 Blocks.....Navy 1 (Garcia 1)
VT 7 (Diakite 2, Vassallo 2, Delaney 2, Witcher 1)
 Steals.....Navy 6 (Kina 3, Avworo 2, Garcia 1)
VT 5 (Bell 1, Delaney, Diakite, Hudson, Thorns)
 Officials.....Gray, Higgins, Pratt
 Technicals.....None
 Attendance.....None

Navy.....FG% 41.3 3FG% 27.6 FT% 66.7
 VT.....FG% 44.4 3FG% 15.4 FT% 85.3

GAME 9

Dec. 9, 2008 • 7 p.m. • Athens, Ga.

Virginia Tech	41	25	—	66
Georgia	38	29	—	67

Virginia Tech lost to the University of Georgia, 67-66, at Stegeman Coliseum in Athens, Ga., on Tuesday, Dec. 9, in non-conference men's basketball action. The loss dropped the Hokies to 5-4 overall, while the Bulldogs improve to 6-3 on the season.

The Hokies took a 41-38 lead into the intermission in a game that saw 13 ties and 11 lead changes. Neither team led the contest by more than five points at any time during the game, and a Tech four-point lead was the largest of the second half.

The Hokies took the lead with 57 seconds remaining on a pair of **Cheick Diakite** free throws. Georgia then took the lead on a bucket in the paint by Albert Jackson. Tech set up its final position but missed on a pair of shots late, and Jackson grabbed the defensive rebound with 0.5 on the clock. Jackson missed the front end of the one-and-one, but, following a quick Virginia Tech timeout, the Hokies were unable to get off a last-second shot.

A.D. Vassallo led all scorers with 23 points. He also led the Hokies with seven rebounds and three steals. **Malcolm Delaney** was the only other Hokie in double figures, with 11 points. Corey Butler and Chris Barnes led the Bulldogs with 11 points each. Diakite had a team and season-high six blocked shots in the game.

Tech out shot UGA from the field and the line, but the Bulldogs out rebounded the Hokies, 43-38, and forced Tech into 18 turnovers. UGA scored 23 points off the Hokies' turnovers and had 12 second-chance points.

GEORGIA (6-3)

Player	MP	FG	FT	R	A	T	PF	TP
Swansey, *	28	3-9	0-2	3	5	2	1	6
Butler, *	32	4-8	1-1	3	0	0	2	11
Woodbury, *	32	2-10	0-0	6	4	3	3	5
Thompkins, *	25	2-7	3-6	7	0	2	1	9
Jackson, *	20	3-7	1-3	5	0	1	2	7
Ware	13	1-6	2-2	1	3	0	1	4
Barnes	16	4-4	3-5	1	1	0	3	11
Leslie	14	4-9	0-2	8	0	0	3	8
Zlovoric	1	0-0	0-0	0	0	0	0	0
Price	19	3-5	0-0	7	1	3	0	6
Team	—	—	—	2	—	—	—	—
Totals	200	26-65	10-21	43	14	12	16	67

VIRGINIA TECH (5-4)

Player	MP	FG	FT	R	A	T	PF	TP
Allen, f	25	4-9	0-1	6	1	4	5	8
Hudson, g	13	2-5	0-0	2	1	2	0	4
Delaney, g	35	3-9	3-3	3	3	3	2	11
Diakite, c	23	1-3	4-6	5	2	0	4	6
Vassallo, f	37	8-14	3-5	7	1	5	2	23
Bell	17	1-3	1-2	3	0	0	1	3
Thorns	21	2-8	0-0	2	5	1	0	4
Davila	17	1-1	0-0	5	1	0	1	2
Witcher	12	2-3	1-2	1	0	1	3	5
Team	—	—	—	4	—	—	—	—
Totals	200	24-55	12-19	38	18	16	18	66

3-Pointers.....UGA 5 (Butler 2, Thompkins, Woodbury 1)
VT 6 (Vassallo 4, Delaney 2)
 Blocks.....UGA 2 (Jackson 1, Thompkins)
VT 7 (Diakite 6, Allen 1)
 Steals.....UGA 7 (Butler 3, Barnes 1, Jackson, Price, Swansey)
VT 10 (Vassallo 3, Delaney 2, Allen 1, Bell, Davila, Thorns)
 Officials.....Hudson, Thorns
 Technicals.....None
 Attendance.....Stuartm Corbett, Donato
 Attendance.....6,779

VT.....FG% 43.6 3FG% 30.3 FT% 63.2
 Georgia.....FG% 40.0 3FG% 35.7 FT% 47.6

GAME 10

Dec. 14, 2008 • 7 p.m. • Blacksburg, Va

Longwood	21	36	—	57
Virginia Tech	37	42	—	79

Jeff Allen had a monster game, and the Virginia Tech men's basketball team used a big run late in the second half to put away Longwood, downing the Lancers 79-57.

With the win, Tech moved to 6-4 overall on the season. Longwood, which saw its two-game winning streak come to an end, fell to 5-5.

Allen dominated the smaller Lancers inside. He scored 19 points, hitting 7-of-11 from the floor and 5-of-9 from the free-throw line, and he grabbed a career-high 21 rebounds. He surpassed his previous career high of 17 rebounds, which he recorded in the Seton Hall game at the Puerto Rico Tip-Off in San Juan earlier this season.

Despite Allen's presence, the Lancers managed to stay in the game, and they sliced Tech's 16-point halftime lead to five, 52-47, on a free throw by Dana Smith with 11:38 remaining.

But the Hokies controlled the game after that. Keyed by A.D. Vassallo, Tech went on a 20-3 run over the next eight minutes to put the game away. The senior from Toa Baja, Puerto Rico, scored 11 of those 20 points in that run and finished with a game-high 21. He hit 7-of-12 from the floor, including 3-of-4 from beyond the 3-point arc. He also drained all four of his free-throw attempts and added nine rebounds.

Both Malcolm Delaney and Terrell Bell finished with 12 points each. Bell's 12-point effort was the sophomore's career high, surpassing the nine points he scored against Duke back in January.

The Lancers stayed in the game largely because of the Hokies' turnovers. Tech committed a season-high 23 turnovers, including six by Allen and four by reserve point guard Hank Thorns.

Smith led the Lancers with 13 points, while Antwan Carter added 10. Longwood shot just 29.9 percent from the floor — a season low for a Tech opponent.

LONGWOOD (5-5)

Player	MP	FG	FT	R	A	T	PF	TP
Smith, f	35	4-14	2-4	4	1	4	5	13
Carter, c	14	4-10	1-1	4	1	1	5	10
Bogan, g	34	3-12	0-0	5	5	4	2	9
Swecker, g	29	2-7	0-0	0	2	3	3	6
Neil, g	19	0-7	1-3	1	3	2	3	1
Dawson	21	1-4	1-1	0	0	0	1	3
Washington	14	0-4	0-0	1	0	2	3	0
Gee	1	2-2	1-1	0	0	0	0	5
Robinson	15	1-2	0-0	3	0	1	2	2
Ryan	5	1-2	0-0	0	0	0	0	2
van der Kooij	1	0-0	0-0	0	0	0	1	0
Evans	12	2-3	2-3	4	0	0	2	6
Team	—	—	—	5	—	—	—	—
Totals	200	20-67	8-13	27	12	17	27	57

VIRGINIA TECH (6-4)

Player	MP	FG	FT	R	A	T	PF	TP
Allen, f	30	7-11	5-9	21	3	6	1	19
Vassallo, f	36	7-12	4-4	9	3	3	2	21
Diakite, c	10	0-0	0-0	3	0	1	0	0
Hudson, g	13	0-3	3-4	3	1	3	1	3
Delaney, g	33	2-6	8-8	3	4	3	3	12
Bell	16	4-10	3-4	3	1	0	1	12
Synstad	1	0-1	0-0	2	0	0	1	0
Thorns	25	3-4	0-1	3	2	4	0	7
Panneton	1	0-0	0-0	0	0	0	0	0
Davila	22	1-4	1-2	2	1	2	1	3
Witcher	12	0-1	0-1	1	0	1	2	0
Debnam	1	0-0	2-2	0	0	0	0	2
Team	—	—	—	2	—	—	—	—
Totals	200	24-52	26-35	52	15	23	12	79

3-PointersLU 9 (Bogan 3, Smith, Swecker 2, Carter 1)
VT 5 (Vassallo 3, Bell 1, Thorns)
 BlocksVT 5 (Allen 3, Delaney 1, Witcher)
VT 5 (Allen 3, Delaney 1, Witcher)
 StealsLU 15 (Smith 5, Bogan 4, Swecker 3,
Washington 2, Dawson 1)
VT 8 (Allen 2, Hudson, Bell 1, Delaney, Thorns, Witcher)
 OfficialsAyers, Nance, Dawkins
 TechnicalsNone
 Attendance9847

Longwood.....FG%	29.9	3FG%	34.6	FT%	61.5
VT.....FG%	46.2	3FG%	35.7	FT%	74.3

GAME 11

Dec. 20, 2008 • 2 p.m. • New York, N.Y.

Columbia	20	32	—	52
Virginia Tech	28	36	—	64

Virginia Tech ended the first half on a 15-2 run and never trailed following intermission en route to a 64-52 victory against Columbia in the opening game of the 2008 Aeropostale Holiday Festival at Madison Square Garden.

The Hokies, now 7-4 overall, trailed early in the first half, but scored 15 of the last 17 points of the first period and took a 28-20 lead into the half. Columbia, now 3-6 overall, was able to keep the game within a workable margin during the second half but could not make a significant run at the Hokies.

Malcolm Delaney led the Hokies with 25 points, including 15 points in the first half. He also grabbed a career-high nine rebounds and had four assists. A.D. Vassallo scored 16 points, 13 points coming after the intermission. He also grabbed nine rebounds and handed out four assists. Jeff Allen was the third Hokie in double figures, with 13 points and three blocked shots. Joe Bova scored 13 points, and Jason Miller had 12 points off the bench to lead the Lions.

The Hokies saw the return of sophomore forward JT Thompson, who had missed the first nine games of the season following surgery on Nov. 14 to correct a hernia. He also missed the last game due to a sprain in his left foot. Tech played the game without back-up point guard Hank Thorns, who suffered a first-degree sprain of the medial collateral ligament in his right knee in practice on the previous Wednesday.

Tech held Columbia to just 35.6 percent from the field and out rebounded the Lions, 43-32. Tech also registered seven blocked shots in the contest. The Hokies also outscored Columbia, 13-8, on second-chance points.

COLUMBIA (3-6)

Player	MP	FG	FT	R	A	T	PF	TP
Bova, f	35	4-13	0-0	9	3	2	2	13
Crimmins, c	9	0-4	0-0	4	0	0	0	0
Matsui, g	21	2-7	2-2	0	0	1	0	6
Bolger, g	23	3-5	0-0	3	2	2	4	6
Egee, g	25	1-4	0-0	2	2	4	2	2
Agho	30	3-7	2-2	4	1	3	2	9
Mase	6	0-2	0-2	1	0	0	2	0
Scott	21	2-6	0-0	2	0	1	4	4
Miller	30	5-11	2-4	3	3	4	2	12
Team	—	—	—	4	—	—	—	—
Totals	200	21-59	6-10	32	11	17	18	52

VIRGINIA TECH (7-4)

Player	MP	FG	FT	R	A	T	PF	TP
Allen, f	22	3-6	6-8	5	0	2	4	13
Bell, f	20	1-3	1-2	5	1	2	2	3
Diakite, c	12	0-2	0-0	4	0	0	1	0
Hudson, g	29	1-8	0-0	4	5	0	0	3
Delaney, g	40	8-15	6-6	9	4	7	0	25
Davila	15	1-2	0-0	1	0	1	1	2
Witcher	5	0-1	0-0	0	0	1	1	0
Thompson	24	1-2	0-0	4	1	4	3	2
Vassallo	33	7-15	1-3	9	4	2	2	16
Team	—	—	—	2	—	—	—	—
Totals	200	22-54	14-19	43	15	19	14	64

3-PointersCU 4 (Bova 3, Agho 1)
VT 6 (Delaney 3, Allen 1, Hudson, Vassallo)
 BlocksCU 1 (Crimmins 1)
VT 7 (Allen 3, Diakite 2, Bell 1, Hudson 1)
 StealsCU 8 (Agho 4, Miller 2, Bova 1, Mase)
VT 10 (Thompson 3, Bell 2, Vassallo 2, Allen 1,
Delaney, Witcher)
 OfficialsHiggins, Faia, Marotta
 TechnicalsNone
 AttendanceNone

Columbia.....FG%	35.6	3FG%	20.0	FT%	60.0
VT.....FG%	40.7	3FG%	31.6	FT%	73.7

GAME 12

Dec. 21, 2008 • 2:30 p.m. • New York, N.Y.

St. John's	35	32	—	67
Virginia Tech	39	42	—	81

Virginia Tech used a strong second half performance to claim an 81-67 win over St. John's to successfully defend their title in the 2008 Aeropostale Holiday Festival at Madison Square Garden.

The Hokies, now 8-4 overall, took a 39-35 lead into the intermission but used a balanced attack to outscore the Red Storm, 42-32, in the second half. St. John's, now 9-2 on the season, was able to keep the game close in the early stages of the second half, but the 1-3-1 zone and the clutch shooting of Tech's backcourt helped the Hokies secure the win.

Malcolm Delaney won the Lou Carnesecca Award, given annually to the tournament Most Valuable Player. He was joined on the all-tournament team by teammate A.D. Vassallo.

Vassallo scored 24 points and grabbed eight rebounds for the Hokies, and Delaney added 22 points along with a career-high five steals and a career-high-tying eight assists in the victory. Jeff Allen recorded his fourth double-double of the season with 10 points and 10 rebounds. JT Thompson, making just his second appearance of the season, grabbed 10 rebounds in just 18 minutes of action.

Tech used a 10-0 run off of offensive rebounds and three-point baskets to take control midway through the second half. Vassallo and Delaney each had a three-pointer in the run that made it 57-45 with 13:50 to play. One of those threes and the other two field goals in the spurt came after the Hokies grabbed an offensive rebound. The Hokies finished with a 42-34 advantage on the boards.

Paris Horne had 14 points for the Red Storm, who had a seven-game winning streak snapped. Sean Evans and D.J. Kennedy each added 13 points for SJU and Rob Thomas added 12 points.

ST. JOHN'S (9-2)

Player	MP	FG	FT	R	A	T	PF	TP
Evans, f	23	5-7	3-6	8	1	0	3	13
Thomas, f	27	4-5	4-6	9	0	1	1	12
Kennedy, g	38	6-9	1-3	4	5	4	4	13
Boothe, c	40	1-11	2-3	3	4	6	2	5
Horne, g	33	4-12	3-5	1	2	4	3	14
Roberts	9	1-3	0-0	0	1	2	3	3
Jasiulionis	10	0-1	0-1	2	1	1	1	0
Edmondson	1	0-0	0-0	0	0	0	0	0
Coker	15	2-3	1-2	1	1	0	2	5
Wait	4	1-2	0-0	0	0	0	1	2
Team	—	—	—	6	—	—	—	—
Totals	200	24-53	14-26	34	15	18	20	67

VIRGINIA TECH (8-4)

Player	MP	FG	FT	R	A	T	PF	TP
Allen, f	24	4-8	2-3	10	1	4	4	10
Vassallo, f	40	8-21	4-5	8	3	6	4	24
Davila, c	24	3-4	1-5	2	0	0	3	7
Hudson, g	28	2-5	2-2	1	2	1	0	7
Delaney, g	40	7-16	5-5	4	8	1	3	22
Bell	13	2-3	0-0	4	0	1	1	4
Witcher	13	2-3	1-2	0	0	0	5	5
Thompson	18	1-4	0-0	10	2	0	2	2
Team	—	—	—	3	—	—	—	—
Totals	200	29-64	15-22	42	16	15	22	81

3-PointersSJU 5 (Horne 3, Boothe 1, Roberts)
VT 8 (Vassallo 4, Delaney 3, Hudson 1)
 BlocksSJU 5 (Kennedy 2, Coker 1, Jasiulionis, Thomas)
VT 1 (Davila 1)
 StealsSJU 5 (Horne 3, Boothe 1, Roberts)
VT 12 (Delaney 5, Allen 3, Hudson 2, Davila 1, Vassallo)
 OfficialsHiggins, Clark, Prager
 TechnicalsNone
 AttendanceNone

St. John's.....FG%	45.3	3FG%	23.8	FT%	53.8
VT.....FG%	45.3	3FG%	40.0	FT%	68.2

2008-2009 GAME-BY-GAME

VIRGINIA TECH BASKETBALL 2009-2010

GAME 13

Dec. 29, 2008 • 7 p.m. • North Charleston, S.C.

Charleston Southern	28	38	—	66
Virginia Tech	37	38	—	75

Virginia Tech defeated Charleston Southern, 75-66, in men's basketball action at the North Charleston Coliseum.

The Hokies, now 9-4 on the season, took a 37-28 lead into the intermission and never trailed in the second half, but the Buccaneers were able to keep the game close throughout. Tech hit all six of its free throw attempts in the final 18 seconds of play to hold off the Bucs.

A.D. Vassallo and **Malcolm Delaney** each scored 16 points to lead the Hokies. **JT Thompson** came off the bench to register a career-high 15 points, and **Jeff Allen** scored 11 points and pulled down eight rebounds in the victory. Delaney added six assists, and Allen posted three steals and three blocked shots.

The Bucs, now 5-6 overall, were led by Jamarco Warren, who scored a game-high 22 points, including six three-pointers. Giedrius Knysas came off the bench to score 15 points, and Omar Carter added 13 points.

The Bucs were able to keep it close by hitting 11 of their 23 three-point attempts. CSU also held a narrow advantage on the glass, 33-32. Tech hit 18 of 24 from the free throw line, including 14 of 16 from the line in the second half. Tech took good care of the ball in the game, posting a season-low six turnovers, including just two in the first half.

The Hokies played the game without back-up point guard **Hank Thorns**, who missed his third game with a sprained right knee. Tech also had limited minutes from starting post player **Victor Davila**, who had a recurrence of an ankle injury.

CHARLESTON SOUTHERN (5-6)

Player	MP	FG	FT	R	A	T	PF	TP
Blackman, f	1	0-1	0-0	0	0	0	0	0
Carter, f	35	5-13	2-3	8	2	4	0	13
Martin, g	26	1-3	0-0	6	0	1	3	2
Warren, g	39	8-21	0-0	2	7	3	1	22
Bailey, g	35	2-5	0-0	2	6	3	5	6
Knight	1	0-1	0-0	0	1	1	0	0
Goods	17	1-1	0-0	7	1	0	2	2
Johnson	10	1-1	0-0	1	1	0	1	3
Lamb	14	1-5	0-0	3	0	0	2	3
Knysas	22	6-8	3-3	3	0	0	1	15
Team	—	—	—	1	—	—	—	—
Totals	200	25-59	5-6	33	12	12	15	66

VIRGINIA TECH (9-4)

Player	MP	FG	FT	R	A	T	PF	TP
Allen, f	33	2-6	6-10	8	1	1	1	11
Vassallo, f	40	5-16	3-4	5	3	1	0	16
Davila, c	2	0-0	0-0	0	0	0	0	0
Hudson, g	26	4-8	0-0	1	0	0	0	9
Delaney, g	40	5-11	4-4	4	6	1	4	16
Bell	14	0-0	0-0	2	4	0	0	0
Vinson	0	0-0	0-0	0	0	1	0	0
Witcher	7	1-2	0-0	1	0	0	1	2
Thompson	27	5-7	5-6	2	2	0	3	15
Diakite	11	3-3	0-0	2	0	1	1	6
Team	—	—	—	7	—	—	—	—
Totals	200	25-53	18-24	32	16	6	10	75

3-Pointers.....CSU 11 (Warren 6, Bailey 2, Johnson 1, Lamb, Martin)
VT 7 (Vassallo 3, Delaney 2, Allen 1, Hudson)
 Blocks.....CSU 2 (Carter 1, Goods)
VT 1 (Davila 1)
 Steals.....CSU 3 (Bailey 2, Johnson 1)
VT 8 (Allen 3, Hudson 2, Thompson 2, Delaney 1)
 Officials.....Ayer, Eades, Stryffeier
 Technicals.....None
 Attendance.....3,315

Charleston Southern	FG%	42.4	3FG%	47.8	FT%	83.3
VT	FG%	47.2	3FG%	38.9	FT%	75.0

GAME 14

Jan. 4, 2009 • 7:45 p.m. • Durham, N.C.

Virginia Tech	31	13	—	44
Duke	39	30	—	69

Two Duke scoring spurts, one in each half, turned out to be Virginia Tech's undoing, as the Hokies fell to the No. 5 Blue Devils, 69-44, at Cameron Indoor Stadium in the ACC opener for both teams. With the loss, Tech fell to 9-5 overall on the season, 0-1 in the ACC. Duke moved to 12-1 overall, 1-0 in the league.

The Hokies fell behind, 11-0, right from the tip, misfiring on their first eight shots from the floor, and didn't hit their first field goal until the 13:30 mark of the first half.

Tech gradually cut the Duke lead to eight at the break (39-31) and to four when **Cheick Diakite's** basket made the score 39-35 with 17:30 remaining in the game.

But the Blue Devils outscored the Hokies, 30-9, the rest of the game. Tech hit just four field goals and scored just 13 points in the second half.

Overall, the Hokies hit just 36.7 percent from the floor (second lowest of the season), including 1-of-9 from beyond the arc in what marked their smallest scoring output of the season.

Malcolm Delaney led the Hokies with 12 points, hitting 6-of-12 from the floor. He was the lone Hokie in double figures.

Jeff Allen scored nine points but turned the ball over six times – part of an 18-turnover night for the Hokies. Diakite had a nice game off the bench, scoring eight points and hitting 4-of-6 from the floor. He also grabbed five boards and blocked three shots.

A.D. Vassallo, the ACC's second-leading scorer coming into this game at 19 points per game, scored just seven points, hitting 3-of-9 from the floor and seeing his streak of double-figure scoring games snapped at nine.

Duke placed four players in double figures, led by Singler's 19 points. The Blue Devils hit only 40.7 percent of their shots, but they out-rebounded the Hokies (38-28).

DUKE (12-1, 1-0 ACC)

Player	MP	FG	FT	R	A	T	PF	TP
Singler, f	37	7-11	3-3	8	7	6	2	19
Henderson, f	32	5-10	4-5	8	4	3	3	15
Zoubek, c	15	3-6	0-0	4	0	2	3	6
Smith, g	28	4-12	4-4	2	3	2	2	13
Scheyer, g	34	2-7	6-6	4	1	0	2	11
Paulus	16	1-4	0-0	1	1	0	1	3
Pocius	3	0-1	0-0	0	0	0	0	0
McClure	17	0-1	0-0	5	0	0	0	0
Williams	3	0-0	0-0	1	0	1	1	0
Plumlee	3	0-0	3-3	0	0	0	0	0
Thomas	12	0-2	2-2	1	0	2	3	2
Team	—	—	—	4	—	1	—	—
Totals	200	22-54	19-20	38	16	17	17	69

VIRGINIA TECH (9-5, 0-1 ACC)

Player	MP	FG	FT	R	A	T	PF	TP
Allen, f	27	1-4	7-9	8	0	1	3	9
Davila, f	7	0-1	0-0	5	0	1	0	0
Vassallo, f	29	3-9	0-0	0	2	0	2	7
Hudson, g	25	0-4	0-0	1	1	0	0	0
Delaney, g	33	6-12	0-0	4	0	1	2	12
Bell	11	0-0	0-1	2	0	0	3	0
Thorns	21	1-5	0-0	3	2	2	2	2
Vinson	1	0-0	0-0	0	0	1	0	0
Witcher	7	0-0	0-0	1	0	0	0	0
Thompson	19	3-8	0-0	2	1	0	3	6
Diakite	20	4-6	0-2	2	0	1	3	8
Team	—	—	—	7	—	—	—	—
Totals	200	18-49	7-12	32	7	6	18	44

3-Pointers.....Duke 6 (Singler 2, Henderson 1, Paulus, Scheyer, Smith)
VT 1 (Vassallo 1)
 Blocks.....Duke 3 (Henderson 1, Singler, Zoubek)
VT 6 (Diakite 3, Allen 1, Thompson, Witcher)
 Steals.....Duke 9 (Zoubek 3, Singler 2, Smith 2, Henderson 1, Williams 1)
VT 7 (Delaney 3, Allen 1, Hudson 1, Vassallo, Witcher)
 Officials.....Kersey, Kitts, Nestor
 Technicals.....VT 1 (Thompson)
 Attendance.....9,314

VT	FG%	36.7	3FG%	11.1	FT%	58.3
Duke	FG%	40.7	3FG%	37.5	FT%	95.0

GAME 15

Jan. 10, 2009 • 4:00 p.m. • Blacksburg, Va.

Virginia	33	42	—	75
Virginia Tech	40	38	—	78

A.D. Vassallo scored 14 of Virginia Tech's final 17 points en route to a 29-point performance to lift the Hokies past in-state rival Virginia, 78-75, at Cassell Coliseum in Blacksburg.

The win marked Tech's third straight over the Cavaliers and moved the Hokies to 10-5 overall on the season, 1-1 in the ACC.

Tech appeared to have this game under control, taking a 64-49 lead on Vassallo's 3-point play with 5:23 remaining, but the Cavaliers used a barrage of 3-pointers from Mustapha Farrakhan to climb back in the game. Farrakhan hit four 3-pointers in the final 4:40 and was fouled on another 3-pointer, converting all three free throws.

Virginia cut the Tech lead to 72-70 with 49.7 seconds left. Vassallo would nail a short jumper with 19 seconds on the game clock to give the Hokies a 74-70 lead.

UVa cut the Tech lead to two with 10 ticks remaining, but Vassallo drained two free throws with nine seconds to go. A UVa 3-pointer with 2.6 seconds left cut the Hokie lead to 76-75, but Vassallo nailed two more free three throws with 1.9 seconds remaining to make it 78-75. UVA attempted a three-quarters length shot at the buzzer that came up short, and the Hokies prevailed.

Vassallo finished with 29 points, just one short of his career high. He hit 9-of-14 from the floor and 10-of-12 from the free-throw line.

The Hokies also got 24 points from **Malcolm Delaney**, who hit 10-of-17 from the floor, including three 3-pointers. As a team, Tech hit 44.4 percent from the floor.

Landesberg led the Cavaliers with 20 points, hitting 7-of-11 from the floor and all six of his free-throw attempts. He also grabbed eight boards and dished out five assists, but turned the ball over six times. UVA, as a team, turned it over 17 times. Farrakhan had a career-high 17 points.

VIRGINIA (7-6, 1-1 ACC)

Player	MP	FG	FT	R	A	T	PF	TP
Scott, f	26	7-10	1-4	6	0	3	3	16
Sene, c	25	3-5	0-0	8	0	1	5	6
Zeglinski, g	31	2-7	0-2	2	8	2	2	4
Landesberg, g	38	7-11	6-6	8	5	6	1	20
Diane, g	25	2-5	0-0	2	0	1	1	4
Farrakhan	12	5-7	3-3	0	0	1	5	17
Baker	18	1-1	0-0	1	2	1	1	3
Tucker	18	2-8	0-0	2	0	1	4	5
Soroye	3	0-1	0-0	1	0	1	0	0
Meyinsse	4	0-0	0-0	0	0	0	1	0
Team	—	—	—	3	—	—	—	—
Totals	200	29-55	19-20	33	15	17	23	75

VIRGINIA TECH (10-5, 1-1 ACC)

Player	MP	FG	FT	R	A	T	PF	TP
Allen, f	23	0-7	3-5	6	2	1	3	3
Davila, f	15	3-7	0-0	2	0	1	2	6
Thompson, f	17	0-2	0-0	0	1	3	2	0
Vassallo, f	40	9-14	10-12	7	3	0	1	29
Delaney, g	37	10-17	1-3	4	2	2	3	24
Bell	23	2-5	0-0	3	3	1	1	5
Hudson	2	0-0	0-0	1	0	0	0	0
Thorns	10	0-1	0-0	0	1	1	1	0
Witcher	11	2-5	2-2	3	0	1	1	6
Diakite	22	2-5	1-3	5	0	1	1	5
Team	—	—	—	1	—	—	—	—
Totals	200	28-63	17-25	32	12	11	15	78

3-Pointers.....UVA 7 (Farrakhan 4, Baker 1, Scott, Tucker)
VT 5 (Delaney 3, Bell 1, Vassallo)
 Blocks.....UVA 10 (Sene 4, Tucker 3, Baker 1, Diane, Meyinsse)
VT 3 (Allen 1, Diakite, Vassallo)
 Steals.....UVA 3 (Diane 1, Landesberg, Meyinsse)
VT 7 (Delaney 2, Thompson, Allen 1, Bell Vassallo)
 Officials.....Karl Hess, Ray Natili, Gary Maxwell
 Technicals.....none
 Attendance.....9,847

Virginia	FG%	52.7	3FG%	41.2	FT%	66.7
VT	FG%	44.4	3FG%	50.0	FT%	68.0

GAME 16

Jan. 14, 2009 • 7 p.m. • Blacksburg, Va.

Richmond	21	27	—	48
Virginia Tech	41	21	—	62

Jeff Allen had a double-double with 11 points and 12 rebounds, and Virginia Tech's defense held the Richmond Spiders to their lowest scoring output of the season en route to a 62-48 non-conference win at Cassell Coliseum.

With the victory, the Hokies moved to 11-5 overall on the season, winning for the sixth time in their past seven games and improving to 6-1 at Cassell this season. Tech also avenged last season's 52-49 loss to the Spiders — a loss that played a role in the Hokies not receiving an at-large NCAA Tournament bid.

Richmond fell to 9-7 overall on the season, losing for the second time in six games.

This year, the game wasn't in doubt, as the Hokies jumped out to a 7-0 lead and then used a 15-0 run midway through the first half to take a 24-6 lead with just under seven minutes remaining. Richmond, which didn't score until freshman Josh Duinker hit a 3-pointer with 14:16 left in the half, missed its first seven shots from the floor and 19 of their first 21. The Spiders trailed by as many as 22 in the first half and by 20 at halftime.

For the game, Richmond shot just 31.1 percent from the floor — the second lowest by a Tech opponent this season (29.9 percent, Longwood). The Spiders came into the contest ranked 13th nationally in field-goal percentage at 49.3 percent.

Tech, which out-rebounded the Spiders, 48-30, and shot 45.1 percent from the floor itself, got a game-high 12 points from Malcolm Delaney and 10 from JT Thompson, who also grabbed eight rebounds. The Hokies' leading scorer — A.D. Vassallo at 18 per game — scored just six points and spent a major portion of the game on the bench in foul trouble.

Kevin Anderson led the Spiders with 11 points. David Gonzalez scored just nine after coming into the game leading the Spiders with a 16.5 per game average. A lot of the credit there goes to Thompson, who drew the defensive assignment on Gonzalez.

RICHMOND (9-7)

Player	MP	FG	FT	R	A	T	PF	TP
K. Smith, f	30	2-5	3-7	4	4	1	5	7
Harper, f	22	1-9	2-4	4	0	0	4	5
Giddings, c	18	0-4	0-0	3	0	0	2	0
Gonzalez, g	35	4-14	1-2	6	2	1	3	9
Anderson, g	34	5-12	1-2	4	0	2	0	11
Duinker	14	4-8	0-0	0	1	1	1	9
Martel	24	3-4	0-0	6	2	1	1	7
C. Smith	2	0-1	0-0	0	0	0	0	0
Butler	21	0-4	0-0	2	1	1	3	0
Team	—	—	—	1	—	—	—	—
Totals	200	19-61	7-15	30	10	7	19	48

VIRGINIA TECH (11-5, 2-1 ACC)

Player	MP	FG	FT	R	A	T	PF	TP
Allen, f	33	4-9	3-4	12	0	2	2	11
Davila, f	16	1-2	2-2	3	0	0	3	4
Thompson, f	25	4-9	2-6	8	0	0	0	10
Vassallo, f	26	2-6	2-2	6	1	2	4	6
Delaney, g	35	3-11	5-6	5	4	5	3	12
Bell	15	4-6	0-1	5	1	1	2	8
Synstad	0+	0-0	0-0	0	0	0	0	0
Hudson	10	2-3	0-0	2	0	1	1	5
Thorns	16	1-3	0-2	2	4	2	0	2
Panneton	0+	0-0	0-0	0	0	0	0	0
Vinson	0+	0-0	0-0	0	0	0	0	0
Witcher	7	0-0	0-0	0	0	0	1	0
Debnam	1	1-1	0-0	0	0	2	0	2
Diakite	16	1-1	0-0	3	0	0	1	2
Team	—	—	—	2	—	1	—	—
Totals	200	23-51	14-21	48	10	16	17	62

3-Pointers Rich. 3 (Duinker 1, Harper, Martel)
VT 2 (Delaney 1, Hudson)
 Blocks Rich. 3 (Giddings 1, Harper, K. Smith)
VT 7 (Diakite 3, Allen 2, Witcher 2)
 Steals Rich. 9 (K. Smith 3, Anderson 2, Gonzalez 2,
Butler 1, Martel 1)
VT 5 (Allen 2, Bell 1, Delaney 1, Vassallo 1)
 Officials Mike Eades, Jeff Clark, Raymond Styons
 Technicals None
 Intentional Foul BC 1 (Rice)
 Attendance 9,847

Richmond	FG%	31.1	3FG%	13.6	FT%	46.7
VT	FG%	45.1	3FG%	14.3	FT%	66.7

GAME 17

Jan. 17, 2009 • 4 p.m. • Blacksburg, Va.

Boston College	37	34	—	71
Virginia Tech	41	38	—	79

Jeff Allen scored a career-high 30 points and grabbed nine rebounds, and Virginia Tech held Boston College to just one field goal in the final three minutes to pull away from the Eagles, 79-71, in an Atlantic Coast Conference game at Cassell Coliseum.

The win — the Hokies' fourth straight over Boston College — marked Tech's third straight overall and its seventh in the past eight games. Tech moved to 12-5 overall on the season, 2-1 in the ACC. It also gave Tech head coach Seth Greenberg his 100th victory as the Hokies' head coach.

BC fell to 13-6 overall, 1-3 in the league, and lost for the fourth straight time since knocking off then-No. 1 North Carolina, 85-78, in Chapel Hill, N.C., on Jan. 4.

Allen scored 17 of his points in the second half and hit 11-of-16 from the floor.

BC tied the game at 54 in the second half on two free throws by Joe Trapani with under 13 minutes to play, but the Eagles never recaptured the lead. Tech gradually built its lead back to as much as five, but Trapani's 3-pointer later cut the Hokie lead to 70-68 with 3:07 left.

The Hokies, though, hit 9-of-13 free throws in the final minute to pull away, with Malcolm Delaney hitting 5-of-6 from the stripe. BC's only points in the final three minutes came when Tyrese Rice hit a 3-pointer with 16.8 seconds to go to cut the Tech lead to 77-71. Delaney's two free throws with 16 seconds left provided the final margin.

Tech's defense in the final three minutes may have been the difference. BC hit just one of its final seven shots and turned the ball over twice.

As a team, the Hokies shot 49.1 percent from the floor and held BC to 40.7 percent. Tech also out-rebounded the Eagles, 38-29, and committed just 10 turnovers.

Delaney scored 19 points for the Hokies, and A.D. Vassallo added 16.

Trapani finished with a career-high 23 for the Eagles. Rice, BC's leading scorer at 17.5 points per game, scored 19, but hit just 6-of-19 from the floor, including 3-of-8 from beyond the 3-point arc.

BOSTON COLLEGE (13-6, 1-3 ACC)

Player	MP	FG	FT	R	A	T	PF	TP
Raji, f	23	3-5	2-2	3	1	1	2	8
Trapani, f	37	7-14	6-6	10	0	2	5	23
Southern, c	15	0-1	3-4	3	0	2	4	3
Rice, g	34	6-19	4-4	3	5	0	4	19
Sanders, g	36	6-13	1-2	3	1	2	3	14
Jackson	23	2-4	0-0	2	2	1	2	4
Paris	6	0-0	0-0	0	0	0	0	0
Roche	3	0-0	0-0	0	0	0	0	0
Ravenel	4	0-1	0-0	0	0	1	1	0
Dunn	19	0-2	0-0	2	1	0	2	0
Team	—	—	—	3	—	—	—	—
Totals	200	24-59	16-18	29	10	9	23	71

VIRGINIA TECH (12-5, 2-1 ACC)

Player	MP	FG	FT	R	A	T	PF	TP
Allen, f	38	11-16	7-12	9	2	2	3	30
Davila, f	13	1-1	1-2	2	0	3	1	3
Thompson, f	17	0-1	0-2	2	2	1	4	0
Vassallo, f	27	7-15	0-1	4	0	1	2	16
Delaney, g	32	3-8	11-12	3	4	1	3	19
Bell	11	0-1	0-0	1	1	1	2	0
Hudson	17	2-5	0-2	3	0	1	0	5
Thorns	14	1-2	1-2	1	0	0	0	4
Witcher	12	1-1	0-0	3	0	0	1	2
Diakite	9	0-3	0-0	4	0	0	2	0
Team	—	—	—	6	—	—	—	—
Totals	200	26-53	20-33	38	9	10	18	79

3-Pointers BC 7 (Rice 3, Trapani 3, Sanders 1)
VT 7 (Delaney 2, Vassallo 2, Allen 1, Hudson, Thorns)
 Blocks BC 3 (Dunn 1, Southern, Trapani)
 VT 8 (Allen 3, Delaney 1, Davila, Hudson, Thompson, Witcher)
 Steals BC 5 (Raji 2, Jackson 1, Rice, Sanders)
VT 6 (Allen 3, Hudson 1, Thompson 1, Witcher 1)
 Officials Roger Ayers, Bernard Clinton, Jerry Heater
 Technicals None
 Intentional Foul BC 1 (Rice)
 Attendance 9,847

Boston College	FG%	40.7	3FG%	29.2	FT%	88.9
VT	FG%	49.1	3FG%	41.2	FT%	60.6

GAME 18

Jan. 21, 2009 • 7 p.m. • Winston-Salem, N.C.

Wake Forest	24	47	—	71
Virginia Tech	34	44	—	78

Virginia Tech's big three of Malcolm Delaney, A.D. Vassallo and Jeff Allen combined for 53 points, and the Hokies got solid contributions from their role players to pull off a stunning 78-71 victory over No. 1 Wake Forest at Lawrence Joel Veterans Memorial Coliseum.

The victory marked Tech's first over a No. 1-ranked team since 2007 when the Hokies downed North Carolina, 94-88, at Cassell Coliseum.

Tech moved to 13-5 overall on the season, 3-1 in the ACC. Wake lost for the first time this season, falling to 16-1 overall, 3-1 in the league.

The Demon Deacons — the last team in the nation to lose a game — had moved to No. 1 in both polls on Monday, but struggled from the outset. Wake got into early foul trouble and led just one time in the game. A combination of terrific defense and hot shooting enabled the Hokies to lead by 13 with 6:28 to play after Allen buried a 3-pointer to give Tech a 67-54 lead.

That turned out to be Tech's last field goal of the game. The Demon Deacons scrambled back into it, going on a 17-2 run over the next 4:36 and cutting the lead to 71-69.

But Tech cobbled together enough free throws down the stretch to hold off Wake, hitting 10-of-19 from the stripe in the final 2:50. Wake got no closer than four points after Delaney's free throws, hitting just one of its final seven shots from the floor.

For the game, Tech shot an even 50 percent from the floor against Wake, which came into the game ranked second in the nation in field-goal percentage defense (36.2). Delaney led the way for Tech with 21 points, while Vassallo added 16 points and Allen also scored 16 points, hitting 6-of-10 from the floor.

In addition, Cheick Diakite scored eight points and grabbed five rebounds in 22 minutes, JT Thompson scored six points, and Hank Thorns scored four points and dished out four assists in 21 minutes — and did not commit a turnover.

Jeff Teague led Wake with 23 points. James Johnson added 18, and Williams finished with 12.

For the game, Wake shot 43.1 percent from the floor after averaging 51.1 percent shooting for the season.

WAKE FOREST (16-1, 3-1 ACC)

Player	MP	FG	FT	R	A	T	PF	TP
Al-Farouq, f	33	5-10	0-0	7	1	4	3	10
Johnson, f	32	5-11	7-7	5	0	2	5	18
McFarland, c	11	0-4	0-2	4	1	0	5	0
Teague, g	35	10-16	0-0	5	2	5	3	23
Williams, g	29	5-8	2-2	6	0	2	5	14
Clark	6	0-3	0-0	2	0	1	0	0
Hale	12	1-4	0-0	1	0	0	3	3
Smith	25	2-7	1-1	1	4	2	2	5
Weaver	8	0-1	0-0	2	0	0	0	0
Woods	9	0-1	0-0	2	0	0	1	0
Team	—	—	—	0	—	—	—	—
Totals	200	28-65	10-12	35	8	16	27	71

VIRGINIA TECH (13-5, 3-1 ACC)

Player	MP	FG	FT	R	A	T	PF	TP
Allen, f	31	6-10	3-7	7	0	4	3	16
Davila, f	13	1-1	2-4	1	0	1	2	4
Thompson, f	19	3-3	0-0	2	0	1	4	6
Delaney, g	37	6-14	8-12	8	3	4	2	21
Vassallo, g	39	5-13	4-6	6	4	3	1	16
Bell	4	0-1	0-0	0	0	0	0	0
Hudson	14	1-3	0-0	1	2	0	0	3
Thorns	21	1-3	1-2	2	4	0	2	4
Diakite	22	2-2	4-6	5	0	0	3	8
Team	—	—	—	2	—	—	—	—
Totals	200	25-50	22-37	34	13	13	17	78

3-Pointers WF 5 (Teague 3, Harvey 1, Johnson)
VT 6 (Vassallo 2, Allen 1, Delaney, Hudson, Thorns)
 Blocks WF 4 (Johnson 1, Teague, Weaver, Woods)
VT 1 (Diakite 1)
 Steals WF 6 (Al-Farouq 3, Teague 2, Williams 1)
VT 7 (Delaney 2, Allen 1, Thompson 1, Vassallo 1, Bell 1, Hudson 1)
 Officials John Cahill, Mike Eades, Brian Dorsey
 Technicals WF 1 (McFarland)
VT 1 (Diakite)
 Attendance 14,110

Wake Forest	FG%	43.1	3FG%	31.3	FT%	83.3
VT	FG%	50.0	3FG%	28.6	FT%	59.5

2008-2009 GAME-BY-GAME

VIRGINIA TECH BASKETBALL 2009-2010

GAME 19

Jan. 25, 2009 • 5:30 p.m. • Coral Gables, Fla.

Miami	37	40	6	—	83
Virginia Tech	36	41	11	—	88

Virginia Tech outscored Miami, 11-6, in the extra session and defeated the Hurricanes, 88-83, in overtime at the BankUnited Center in Coral Gables, Fla.

The Hokies, now 14-5 overall and 4-1 in ACC action, came back from a five-point deficit with 8:22 remaining to take a 77-74 lead on a jumper by **A.D. Vassallo** with 54 seconds to play. Brian Asbury then tied the game at 77 with a three-pointer with 26 seconds remaining. Tech held the ball for a final shot but was unable to score, and the game went to overtime.

In the extra session, the Hurricanes jumped out to an 81-74 lead with just under four minutes remaining, but Tech would not go away. The Hokies took the lead for good at 84-83 with 1:50 left on a **Malcolm Delaney** three-pointer from the deep corner with the shot clock expiring. Tech hit its free throws down the stretch and held off the Canes for the 88-83 final.

Delaney recorded a career-high 29 points, and Vassallo added 28 points in the win. Vassallo scored 19 of his points in the second half and overtime period. **Jeff Allen** scored 17 points and added four steals, and **Hank Thorns** recorded a career-high eight assists. Dwayne Collins scored 23 points to lead three Hurricanes in double figures.

MIAMI (14-5, 3-3 ACC)

Player	MP	FG	FT	R	A	T	PF	TP
Graham, f	21	0-1	0-0	6	1	3	2	0
Collins, f	28	7-10	9-12	5	1	1	0	23
Asbury, f	33	9-13	0-0	7	0	0	0	21
Hurdle, g	33	2-6	0-0	1	6	1	4	5
McClinton, g	38	6-21	4-4	4	4	3	2	20
McGowan	15	1-2	1-2	7	0	0	1	3
Dews	27	1-3	0-0	1	1	1	3	2
Thomas	26	2-7	0-0	3	2	1	4	6
Jones	4	1-3	0-0	1	0	0	0	3
Team	—	—	—	3	—	—	—	—
Totals	225	29-66	14-18	38	15	11	17	83

VIRGINIA TECH (14-5, 4-1 ACC)

Player	MP	FG	FT	R	A	T	PF	TP
Allen, f	40	7-14	1-3	6	0	0	3	17
Davila, f	6	0-2	0-0	1	0	0	1	0
Thompson, f	26	1-2	0-0	4	0	0	1	2
Delaney, g	43	9-19	8-11	4	2	3	2	29
Vassallo, g	43	11-20	2-3	5	1	3	3	28
Bell	2	0-0	0-0	0	0	0	0	0
Hudson	10	0-1	2-2	1	1	0	1	2
Thorns	27	1-5	0-0	4	8	1	0	2
Witcher	13	3-3	0-0	4	0	1	4	6
Diakite	15	1-1	0-0	4	0	1	3	2
Team	—	—	—	6	—	—	—	—
Totals	225	33-67	13-19	39	12	9	18	88

3-Pointers.....UM 11 (McClinton 4, Asbury 3, Thomas 2, Hurdle 1, Jones)
 VT 9 (Vassallo 4, Delaney 3, Allen 2)
 Blocks.....UM 3 (Asbury 2, McGowan 1)
 VT 3 (Allen 1, Thompson, Witcher)
 Steals.....UM 1 (Thomas 1)
 VT 8 (Allen 4, Delaney 3, Vassallo 1)
 Officials.....Karl Hess, Bob Donato, Michael Stephens
 Technicals.....none
 Attendance.....5,839

Miami.....FG% 43.9 3FG% 35.5 FT% 77.8
 VT.....FG% 49.3 3FG% 42.9 FT% 68.4

GAME 20

Jan. 29, 2009 • 7 p.m. • Blacksburg, Va.

Virginia Tech	53	29	—	82
Clemson	44	42	—	86

Clemson used an 18-0 second-half run to overcome a career high from Tech's **Malcolm Delaney** to claim an 86-82 ACC victory over the Hokies at Cassell Coliseum.

The loss snapped the Hokies' five-game winning streak and left Tech at 14-6 overall, 4-2 in the ACC. The Tigers won their second straight game, moving to 18-2 overall, 4-2 in the league.

Tech led, 63-48, with 16:39 remaining and appeared to be in control of the game, but the Tigers stormed back.

A switch to a half-court trapping defense propelled the Tigers on that 18-0 run and they took a 66-63 lead on with 10:18 left. The Hokies didn't score a field goal again until **Hank Thorns'** lay-up with 7:50 to go. Tech went without a bucket for nearly nine minutes.

As expected, the game was close at the end. With the score tied at 80, Clemson's David Potter made arguably the shot of the game when he drained a 3-pointer with 1:23 remaining to give the Tigers a three-point lead. Tech cut the lead to one, but Rivers scored with 48.4 seconds to go to give the Tigers an 85-82 lead.

Tech misfired on its next possession, and Clemson got the rebound. Tech fouled Potter with 27 seconds left. Potter put the Tigers up, 86-82, and Tech wasn't able to cut into the lead any more.

The sour ending overshadowed a career night for Delaney. The sophomore from Baltimore, Md., scored 37 points, hitting 11-of-17 from the floor, including 6-of-10 from beyond the 3-point arc. He also drained 9-of-10 from the free-throw line. The points, field goals and 3-pointers all were career highs for Delaney.

Rivers led Clemson's comeback, scoring 15 of his 29 points in the second half. For the game, he hit 10-of-17 from the floor, including 7-of-10 from beyond the 3-point arc. As a team, Clemson drained 14 3-pointers – the most allowed by the Hokies this season – and shot 56 percent from beyond the arc for the game.

Jeff Allen added 13 points and nine boards for the Hokies, who shot 50.8 percent from the floor but got out-rebounded, 39-35, and committed 14 turnovers. **A.D. Vassallo** finished with 10 points.

CLEMSON (18-2, 4-2 ACC)

Player	MP	FG	FT	R	A	T	PF	TP
Booker, f	37	8-16	4-5	13	0	4	1	21
Sykes, c	21	3-5	2-4	6	0	2	2	8
Rivers, g	37	10-17	2-3	6	4	0	1	29
Stitt, g	31	2-12	2-2	3	5	1	3	8
Oglesby, g	22	1-5	2-2	1	0	1	1	5
Smith	7	1-2	0-1	0	0	0	1	3
Young	9	2-5	0-0	0	1	1	0	5
Potter	24	2-5	2-4	5	7	1	4	7
Grant	12	0-0	0-0	2	0	0	4	0
Team	—	—	—	3	—	—	—	—
Totals	200	29-67	14-21	39	17	10	17	86

VIRGINIA TECH (14-6, 4-2 ACC)

Player	MP	FG	FT	R	A	T	PF	TP
Allen, f	32	5-11	3-6	9	1	1	5	13
Davila, f	23	2-3	2-2	4	0	0	2	6
Thompson, f	19	3-4	0-0	4	0	0	2	6
Vassallo, f	38	4-13	1-2	2	4	4	3	10
Delaney, g	39	11-17	9-10	3	1	1	1	37
Bell	1	0-0	0-0	0	0	0	0	0
Hudson	16	0-1	0-0	1	0	0	0	2
Thorns	18	0-1	0-0	2	5	5	2	2
Witcher	2	0-0	0-0	2	0	0	0	0
Diakite	12	0-0	0-0	2	0	0	0	6
Team	—	—	—	6	—	—	—	—
Totals	200	30-59	15-20	35	11	11	18	82

3-Pointers.....CU 14 (Rivers 7, Stitt 2, Booker 1, Oglesby 1, Smith 1, Potter 1, Young 1)
 VT 7 (Delaney 6, Vassallo 1)
 Blocks.....CU 4 (Booker 1, Grant, Rivers, Sykes)
 VT 5 (Allen 2, Davila 1, Diakite, Thompson)
 Steals.....CU 7 (Booker 2, Sykes 2, Grant 1, Rivers, Stitt)
 VT 4 (Allen 3, Thorns 1)
 Officials.....Bryan Kersey, Ed Corbett, Dwayne Gladden
 Technicals.....none
 Attendance.....9,847

VT.....FG% 50.8 3FG% 36.8 FT% 75.0
 Clemson.....FG% 43.3 3FG% 56.0 FT% 66.7

GAME 21

Jan. 31, 2009 • 8 p.m. • Chestnut Hill, Ma.

Virginia Tech	21	45	—	66
Boston College	23	44	—	67

Virginia Tech's **A.D. Vassallo** scored all 20 of his points in the second half, but Rakim Sanders' stick-back with four-tenths of a second remaining turned out to be the difference as Boston College downed the Hokies, 67-66, in a hard-fought ACC game played at Conte Forum.

The loss marked Tech's second straight and dropped the Hokies to 14-7 overall, 4-3 in the ACC. BC won its fourth straight and moved to 17-6 overall, 5-3 in the league.

Trailing by one, 65-64, Vassallo drove hard to the basket and was fouled by BC guard Corey Raji. Vassallo hit both free throws with 14.5 seconds left to give Tech a 66-65 lead.

The Eagles then brought the ball down. Tyrese Rice took an off-balance shot, but Sanders got the rebound and scored, giving the Eagles a 67-66 lead.

Tech had one last gasp, but **Jeff Allen's** length-of-court pass was deflected out of bounds as the buzzer sounded.

Vassallo hit 7-of-14 from the floor, including 2-of-5 from beyond the 3-point arc, and he hit 4-of-5 from the free-throw line. He did not get the start in this one – Greenberg cited it as a "coach's decision." He sat the first 7:35 of the game before entering the contest at the 12:25 mark.

In the first half, Tech struggled to get going, missing 14 of its first 20 shots. The Hokies trailed by as many as seven in the first 20 minutes, but they tightened their defense, forcing the Eagles to miss their final eight shots from the floor, and an 8-2 run at the end of the half got Tech to within two, 23-21, at the break.

Jeff Allen notched a double-double to lead the Hokies. He scored 23 points on 7-of-16 shooting from the floor and grabbed 11 rebounds for his sixth double-double of the season and the 16th of his career. **Malcolm Delaney** scored 18 points, hitting 7-of-14 from the floor, and he dished out five assists.

As a team, Tech shot just 40 percent from the floor and got out-rebounded, 35-32, for the game.

BC got 16 points from Rice, who hit just 6-of-18. Joe Trapani added 13 points, while Sanders finished with 12 and Tyler Roche had 10. The Eagles shot 42.9 percent from the floor.

BOSTON COLLEGE (17-6, 5-3 ACC)

Player	MP	FG	FT	R	A	T	PF	TP
Raji, f	33	2-5	3-4	9	1	1	3	7
Trapani, f	18	5-10	2-2	4	1	2	5	13
Southern, c	17	2-2	0-0	1	0	0	3	4
Rice, g	30	6-18	3-3	1	5	3	4	16
Sanders, g	31	4-9	3-4	3	1	1	3	12
Jackson	17	2-6	1-2	5	1	2	1	5
Paris	10	0-1	0-0	0	2	0	0	0
Roche	21	3-5	3-4	4	0	1	1	10
Dunn	23	0-0	0-0	7	0	0	2	0
Team	—	—	—	1	—	—	—	—
Totals	200	24-56	15-19	35	11	10	22	67

VIRGINIA TECH (14-7, 4-3 ACC)

Player	MP	FG	FT	R	A	T	PF	TP
Allen, f	37	7-16	9-13	11	1	1	2	23
Davila, f	10	0-1	0-0	1	0	0	1	0
Thompson, f	27	0-2	1-2	5	0	1	4	1
Hudson, g	19	1-5	0-0	0	1	0	2	3
Delaney, g	40	7-14	2-2	4	5	4	3	18
Thorns	22	0-2	1-2	0	4	0	1	1
Witcher	3	0-0	0-0	2	0	1	0	0
Diakite	14	0-1	0-0	2	1	0	2	0
Vassallo	28	7-14	4-5	5	1	0	2	20
Team	—	—	—	2	—	—	—	—
Totals	200	22-55	17-24	32	13	7	17	66

3-Pointers.....BC 4 (Rice 1, Roche, Sanders, Trapani)
 VT 5 (Delaney 2, Vassallo, Hudson 1)
 Blocks.....BC 2 (Dunn 1, Southern)
 VT 1 (Davila 1)
 Steals.....BC 5 (Southern 2, Raji 1, Rice, Roche)
 VT 4 (Hudson 2, Delaney 1, Thorns)
 Officials.....Karl Hess, Time Nestor, Pat Driscoll
 Technicals.....none
 Attendance.....8,428

VT.....FG% 40.0 3FG% 31.3 FT% 70.8
 Boston College.....FG% 42.9 3FG% 21.1 FT% 78.9

GAME 22

Feb. 8, 2009 • 1:30 p.m. • Blacksburg, Va.

NC State	49	27	11	—	87
Virginia Tech	35	41	15	—	91

A.D. Vassallo drained four free throws in the final 16.4 seconds of overtime, and Virginia Tech rallied from an 18-point second-half deficit to knock off N.C. State, 91-87, in overtime in an ACC game played at Cassell Coliseum.

With the victory, the Hokies put an end to their six-game losing streak to the Wolfpack. Tech, which moved to 9-1 in ACC overtime games, snapped a two-game losing streak and moved to 15-7 overall on the season, 5-3 in the ACC.

The game marked Tech's biggest comeback in an ACC game since joining the league in 2004.

Tech trailed by as many as 18 in the second half but used its defense in the final 10 minutes to rally to tie the game at 76. The Hokies held the Wolfpack to just one field goal – and 10 total points, all by Ben McCauley – the final 9:51 of the second half and closed regulation with a 21-10 run. Tech tied the game with 17.9 seconds left on a short jumper by Vassallo over N.C. State's Courtney Fells.

N.C. State (12-9, 2-6 in the ACC) called a timeout to set up a final play in regulation, but McCauley lost the ball trying to go up for a contested shot in the post, and **Jeff Allen** came up with the ball after a wild scramble. Tech then called timeout with four-tenths of a second left but turned the ball over, sending the game into overtime.

In overtime, Vassallo and **Terrell Bell** hit baskets on back-to-back possessions to enable Tech to open a four-point lead, and the Hokies never looked back. Vassallo hit two free throws with 16.4 seconds left to give Tech an 89-84 lead. N.C. State's Javier Gonzalez cut the lead to two, 89-87, for the Wolfpack with a 3-pointer with 11 seconds to go, but Vassallo hit two more free throws with 8.7 seconds left to give Tech a four-point lead and, ultimately, the win.

Vassallo finished with a team-high 24 points – 16 in the second half – and hit 10-of-17 from the floor. The Hokies, as a team, hit 19 of their final 34 attempts from the floor and shot 47.1 percent for the game.

Allen added 21 points and eight boards for the Hokies, and **Malcolm Delaney** finished with 18. **J.T. Thompson** scored 12 off the bench.

NC STATE (12-9, 2-6 ACC)

Player	MP	FG	FT	R	A	T	PF	TP
Smith, f	22	5-5	3-5	2	1	0	0	13
Costner, f	35	4-9	4-5	5	1	5	5	13
McCauley, c	41	6-12	13-15	15	2	3	3	25
Fells, g	41	5-11	6-6	7	2	3	3	17
Gonzalez, g	36	3-9	1-4	0	6	5	3	9
Williams	12	1-2	1-2	1	0	1	2	3
Mays	9	0-2	0-0	1	3	3	3	0
Hornor	29	3-5	0-2	2	0	1	4	7
Team	—	—	—	7	—	—	—	—
Totals	225	27-55	28-39	40	15	22	23	87

VIRGINIA TECH (15-7, 5-3 ACC)

Player	MP	FG	FT	R	A	T	PF	TP
Allen, f	34	8-13	4-8	8	1	4	5	21
Vassallo, f	43	10-17	4-4	7	2	1	3	24
Diakite, c	17	1-2	0-0	3	0	0	5	2
Hudson, g	15	2-4	3-4	1	1	2	1	8
Delaney, g	43	3-12	11-11	2	4	5	4	18
Bell	25	2-7	0-0	6	3	0	2	4
Thorns	10	0-2	0-0	0	1	0	0	0
Davila	6	1-1	0-0	1	0	0	1	2
Witcher	3	0-0	0-0	0	0	0	2	0
Thompson	29	5-10	2-3	3	0	2	4	12
Team	—	—	—	3	—	—	1	—
Totals	225	32-68	24-30	34	12	14	28	91

3-Pointers.....NCSU 5 (Gonzalez 2, Costner 1, Fells, Hornor)
VT 3 (Allen 1, Delaney, Hudson)
 Blocks.....NCSU 5 (Costner 1, Fells, Hornor, McCauley, Williams)
VT 7 (Allen 2, Vassallo 2, Bell 1, Diakite, Hudson)
 Steals.....NCSU 6 (Fells 2, Hornor 2, Gonzalez 1, Williams)
VT 12 (Allen 3, Thompson 3, Bell 2, Delaney 1,
Diakite, Hudson, Thorns)
 Officials.....Jamie Luckie, John Cahill, Raymond Styons
 Technicals.....VT 1 (team)
 Attendance.....9,847

NC State	FG%	49.1	3FG%	29.4	FT%	71.8
VT	FG%	47.1	3FG%	23.1	FT%	80.0

GAME 23

Feb. 11, 2009 • 7 p.m. • Blacksburg, Va.

Georgia Tech	31	40	—	71
Virginia Tech	41	35	—	76

Malcolm Delaney scored 13 of his 23 points in the final eight minutes, the smaller Virginia Tech team out-rebounded Georgia Tech, and Virginia Tech coach Seth Greenberg made a defensive change midway through the second half. All proved pivotal as the Hokies won their second straight game, knocking off Georgia Tech, 76-71, in an ACC game played at Cassell Coliseum.

With the win, the Hokies moved to 16-7 overall, 6-3 in the ACC. The Yellow Jackets, who had lost three straight and eight of nine, fell to 10-13, 1-9 in the ACC.

The Hokies never trailed in this one, using an 11-2 run to end the first half and take a 41-31 lead at the break, but the Yellow Jackets' press enabled them to cut the lead to three with 9:26 remaining. At that point, Greenberg switched from his traditional man-to-man defense to a 2-3 zone. The Hokies responded by holding Georgia Tech without a basket for nearly a five-minute stretch, which enabled the Hokies to grab a 65-54 lead with 5:27 remaining.

Georgia Tech cut the lead to three points twice in the final 1:22, but two free throws each by Delaney and **Hank Thorns** in the final 1:12 sealed things for the Hokies.

The Hokies out-rebounded the bigger Georgia Tech squad, 43-40, including a 16-11 advantage on the offensive glass. The Yellow Jackets went into the contest out-rebounding opponents by a margin of 5.7 per game, but the Hokies' **Jeff Allen** grabbed nine boards, and both **Check Diakite** and **Terrell Bell** each finished with seven.

Delaney ended up with 23 and scored 13 of the Hokies' final 21 points. He hit 14-of-15 from the stripe, including all 11 attempts in the final eight minutes.

A.D. Vassallo added 18 points and Allen finished with 15 points. Diakite gave the Hokies a huge boost by scoring a career-high 10 points. The game marked his first double-figure scoring game of his career.

Gani Lawal led the Yellow Jackets with 23 points and grabbed a team-high eight rebounds. Alade Aminu added 13 points and seven rebounds, while Zachery Peacock scored 12 and Shumpert finished with 11.

The Yellow Jackets, plagued by poor shooting all season, hit just 39.7 percent from the floor and made just four of 18 3-point attempts.

GEORGIA TECH (10-13, 1-9 ACC)

Player	MP	FG	FT	R	A	T	PF	TP
Lawal, f	32	9-16	5-6	8	0	4	3	23
Peacock, f	21	4-9	4-4	3	1	1	3	12
Clinch, g	32	1-6	0-0	1	5	1	4	2
Shumpert, g	26	4-8	0-0	4	4	2	5	11
Miller, g	26	0-6	5-6	2	5	3	3	5
Foreman	11	0-0	0-0	1	0	1	1	0
Storrs	25	2-7	0-0	6	1	0	4	5
Sheehan	1	0-1	0-0	3	0	1	0	0
Aminu	26	5-10	3-4	7	0	1	3	13
Team	—	—	—	5	—	—	—	—
Totals	200	25-63	17-30	40	16	14	26	71

VIRGINIA TECH (16-7, 6-3 ACC)

Player	MP	FG	FT	R	A	T	PF	TP
Allen, f	27	5-10	4-8	9	0	0	4	15
Vassallo, f	40	6-14	2-2	6	1	4	2	18
Diakite, c	31	4-8	2-4	7	0	0	2	10
Hudson, g	19	3-8	0-1	3	3	0	1	6
Delaney, g	37	4-12	14-15	6	5	2	0	23
Bell	16	1-4	0-0	7	1	2	0	2
Thorns	8	0-0	2-4	0	0	3	4	2
Davila	4	0-2	0-0	0	0	0	1	0
Witcher	3	0-0	0-0	0	0	0	1	0
Thompson	15	0-4	0-2	2	2	2	3	0
Team	—	—	—	3	—	1	—	—
Totals	200	23-62	24-36	43	12	14	18	76

3-Pointers.....GT 4 (Shumpert 3, Storrs 1)
VT 6 (Vassallo 4, Allen 1, Delaney 1)
 Blocks.....GT 7 (Lawal 3, Peacock 2, Shumpert 1)
VT 3 (Diakite 3)
 Steals.....GT 5 (Peacock 2, Foreman 1, Lawal, Storrs)
VT 6 (Thompson 2, Allen 1, Bell, Delaney, Vassallo)
 Officials.....Bernard Clinton, Joe Lindsay, Mike Kitts
 Technicals.....none
 Attendance.....9,847

Georgia Tech	FG%	39.7	3FG%	22.2	FT%	85.0
VT	FG%	37.1	3FG%	31.6	FT%	66.7

GAME 24

Feb. 14, 2009 • 4 p.m. • College Park, Md.

Virginia Tech	29	44	—	73
Maryland	34	49	—	83

Despite getting another solid game from standout forward **A.D. Vassallo**, Virginia Tech couldn't overcome a rested Maryland squad, falling to the Terrapins, 83-73, in an ACC game played at the Comcast Center.

The loss snapped the Hokies' two-game winning streak and their three-game winning streak over Maryland. Tech fell to 16-8 overall on the season, 6-4 in the league. Maryland – playing its first game in six days – won its second straight and third in the past four games, moving to 16-8 overall, 5-5 in the ACC.

Maryland built an 11-point lead following a Greivis Vasquez 3-pointer with 16:16 left. The Hokies cut the lead to 48-45, but Maryland's Eric Hayes answered with a trey with 11:33 remaining to build the lead back to six. Following a Tech turnover, Maryland's Landon Milbourne converted on a three-point play with 10:57 left that pushed the lead back to nine.

Maryland gradually built the lead to as many as 13. Tech got no closer than six points the rest of the game.

The Hokies got off to a slow start and never led. Fortunately, Tech got some great play from its bench to stay in the game. The Hokies got 12 points from their bench in the first half, led by **Lewis Witcher**'s eight on 4-of-4 shooting, and only trailed 34-29 at the break. Witcher scored more points in the first half than he had in any game this season.

Witcher finished with eight points, just three short of his career high. He spearheaded the Hokies' bench, which finished with 25 points and 12 rebounds for the game.

Vassallo scored more than 20 points for the third time in the past four games, finishing with exactly 20 points on 6-of-13 shooting from the floor. **Malcolm Delaney** finished with 16 points on 6-of-15 from the floor. He extended his streak of scoring in double figures to 29 straight games.

Also, **Jeff Allen**, the Hokies' third-leading scorer, finished with just eight points before fouling out with 3:15 remaining.

Milbourne paced the Terrapins with 23 points. Vasquez added 17 points before he fouled out with 2:33 left. As a team, Maryland shot 48.1 percent from the floor and hit 7-of-18 from beyond the 3-point arc.

MARYLAND (16-8, 5-5 ACC)

Player	MP	FG	FT	R	A	T	PF	TP
Milbourne, f	38	8-11	6-6	6	1	2	1	23
Neal, f	25	3-8	3-4	4	1	0	2	10
Mosley, g	31	2-4	5-6	4	1	1	1	9
Vasquez, g	27	7-13	0-0	5	2	1	5	17
Bowie, g	24	2-5	4-4	2	4	1	1	8
Hayes	23	3-8	4-4	2	5	4	1	12
Tucker	15	1-4	0-0	2	1	0	2	2
Gregory	17	0-1	2-2	1	0	1	3	2
Team	—	—	—	5	—	—	—	—
Totals	200	26-54	24-26	31	15	11	16	83

VIRGINIA TECH (16-8, 6-4 ACC)

Player	MP	FG	FT	R	A	T	PF	TP
Allen, f	27	3-9	1-2	9	2	4	5	8
Vassallo, f	39	6-13	6-9	4	2	1	3	20
Diakite, c	6	1-1	0-0	1	0	0	0	2
Hudson, g	13	1-2	0-0	1	0	1	4	2
Delaney, g	36	6-15	1-2	1	0	3	3	16
Bell	11	2-3	2-4	6	1	2	2	7
Thorns	24	1-3	0-0	3	3	0	2	3
Davila	3	0-0	0-0	0	0	0	0	0
Witcher	20	4-5	0-0	1	0	0	2	8
Thompson	21	2-4	3-4	2	1	1	3	7
Team	—	—	—	3	—	—	—	—
Totals	200	26-55	13-21	31	9	12	24	73

3-Pointers.....Md 7 (Vasquez 3, Hayes 2, Milbourne 1, Neal)
VT 8 (Delaney 3, Vassallo 2, Allen 1, Bell, Thorns)
 Blocks.....Md 1 (Tucker 1)
VT 0
 Steals.....Md 6 (Mosley 3, Bowie 1, Milbourne, Tucker)
VT 6 (Delaney 3, Allen 1, Thompson, Vassallo)
 Officials.....Ray Natili, Sean Hull, Pat Driscoll
 Technicals.....none
 Attendance.....17,950

VT	FG%	47.3	3FG%	38.1	FT%	61.9
Maryland	FG%	48.1	3FG%	38.9	FT%	92.3

2008-2009 GAME-BY-GAME

VIRGINIA TECH BASKETBALL 2009-2010

GAME 25

Feb. 18, 2009 • 8 p.m. • Charlottesville, Va.

Virginia Tech	29	32	—	61
Virginia	39	36	—	75

Runs by Virginia at the end of the first half and the beginning of the second half, and a cold shooting evening for Virginia Tech turned out to be the Hokies' undoing, as they fell to the Cavaliers, 75-61, in an ACC game played Wednesday night at John Paul Jones Arena.

The loss marked Tech's second straight and snapped the Hokies' three-game winning streak against UVA. Tech fell to 16-9 overall, 6-5 in the ACC. UVA moved to 9-13, 3-8 in the league.

A big UVA run to end the first half enabled the Cavaliers to take command of the game. Tech had tied the game at 29 on two free throws by **A.D. Vassallo** with 3:45 to go, but the Cavaliers went on a 10-0 run to end the half and take a 10-point lead into the locker room. The Hokies turned the ball over three times and missed four shots on their final seven possessions in the first half.

In the second half, the Cavaliers jumped out to a 17-point lead thanks to a 13-6 run that opened the half. Sylvan Landesberg's basket with 12:15 remaining gave UVA a 52-35 lead — its biggest of the game to that point.

Tech managed to cut the lead to eight, 67-59, on a 3-pointer by **Terrell Bell** with 2:37 remaining, but the Hokies hit just one shot the rest of the game. UVA scored on five straight possessions after that Tech run, hitting 6-of-8 from the free-throw line in that stretch to put the game away.

Vassallo paced the Hokies, scoring 21 points, grabbing eight rebounds and blocking three shots — tying his career high. **Malcolm Delaney** added 11 points for the Hokies, but hit just 3-of-13 from the floor and he went 0-for-5 from beyond the 3-point arc.

As a team, the Hokies hit just 36.7 percent from the floor — tying for their worst percentage in an ACC game this season.

The Cavaliers got 19 points from Landesberg, who also contributed nine rebounds and six assists. Jamil Tucker scored 13 off the bench, while Calvin Baker added 10. The Cavaliers shot 43.9 percent from the floor and hit seven 3-pointers.

VIRGINIA (9-13, 3-8 ACC)

Player	MP	FG	FT	R	A	T	PF	TP
Tat, f	7	1-1	0-0	0	0	0	1	2
Sene, c	22	2-4	0-0	4	0	1	2	4
Baker, g	28	2-7	6-6	2	2	2	3	10
Landesberg, g	38	6-17	6-8	9	6	1	1	19
Jones, g	26	3-6	0-0	1	1	0	2	8
Tucker	28	4-6	2-2	9	2	1	2	13
Zeglinski	28	1-8	0-0	3	6	3	1	3
Soroye	7	2-2	2-4	2	0	1	3	6
Sherrill	0	0-0	0-0	0	0	0	0	0
Scott	16	4-6	2-4	4	1	1	3	10
Team	—	—	—	4	—	—	—	—
Totals	200	25-57	18-24	31	18	10	18	75

VIRGINIA TECH (16-9, 6-5 ACC)

Player	MP	FG	FT	R	A	T	PF	TP
Thompson, f	33	3-7	4-6	2	1	4	5	10
Vassallo, f	34	8-18	3-3	8	1	1	2	21
Diakite, c	28	4-5	1-2	9	0	0	3	9
Hudson, g	24	3-9	0-0	3	1	1	1	7
Delaney, g	40	3-13	5-6	3	5	5	3	11
Bell	10	1-2	0-0	2	0	0	4	3
Thorns	15	0-3	0-0	2	2	1	2	0
Davila	9	0-2	0-0	3	0	1	3	0
Witcher	7	0-1	0-0	0	0	0	0	0
Team	—	—	—	5	—	—	—	—
Totals	200	22-60	13-17	37	10	13	23	61

3-Pointers...UVA 7 (Tucker 3, Jones 2, Landesberg 1, Zeglinski)VT 4 (Vassallo 2, Bell 1, Hudson)
 Blocks.....UVA 3 (Sene 2, Soroye 1)VT 5 (Vassallo 3, Diakite 1, Thompson)
 Steals.....UVA 3 (Zeglinski 2, Baker 1)VT 5 (Delaney 2, Thompson 1, Thorns, Vassallo)
 Officials.....Mike Wood, Bernard Clinton, Roger Ayers
 Technicals.....none
 Attendance.....11,174

VTFG% 36.7 3FG% 21.1 FT% 76.5
 VirginiaFG% 43.9 3FG% 38.9 FT% 75.0

GAME 26

Feb. 21, 2009 • 8 p.m. • Blacksburg, Va.

Virginia Tech	33	32	—	65
Florida State	43	24	—	67

Florida State's Toney Douglas hit a short jumper with 6.2 seconds remaining, and the Seminoles survived a 3-point attempt by Tech's **A.D. Vassallo** at the buzzer en route to a 67-65 victory over the Hokies in an ACC game played at Cassell Coliseum.

The heartbreaking loss marked Tech's third straight and sent the Hokies to 16-10 overall on the season. 6-6 in the ACC. Florida State won its second straight game and its fifth in the past six games. The Seminoles moved to 21-6 overall, 8-4 in the ACC.

The Hokies trailed, 65-62, in the final minute, tied the game on **Jeff Allen's** put-back with 37.5 seconds to go.

The Seminoles took the lead when Douglas hit a short jumper with 6.2 ticks left. **Hank Thorns** hit a wide-open Vassallo at the top of the key with a perfect pass, but Vassallo's 3-pointer at the buzzer was a little strong.

It marked a bitter end for the Hokies, who had rallied from a 14-point first-half deficit and a 10-point halftime deficit. Tech made five of its first eight shots of the second half and used a 14-2 run to take its first lead when **Malcolm Delaney** drained a 3-pointer with 14:15 left in the game.

Delaney came into the game in a bit of a shooting slump, having hit just 16-of-52 from the floor the past four games, including 5-of-20 from beyond the 3-point arc. But the sophomore from Baltimore broke out with 25 points, hitting 6-of-12 from the floor, including 5-of-8 from beyond the arc. He also drained 8-of-9 from the free-throw line. Delaney extended his streak of scoring in double figures to 31 games. He also scored at least 20 points for the 10th time this season.

Vassallo added 15 points for the Hokies, hitting 5-of-12 from the floor and 2-of-7 from beyond the arc. Allen finished with a double-double, scoring 12 points and grabbing 11 rebounds. The double-double marked his seventh of the season and the 17th of his career.

Douglas paced the Seminoles, scoring 12 of his 22 points in the second half. Derwin Kitchen scored a career-high 19 points, hitting 8-of-11 from the floor and 3-of-3 from beyond the arc.

FLORIDA STATE (21-6, 8-4 ACC)

Player	MP	FG	FT	R	A	T	PF	TP
Singleton, f	23	2-3	1-2	2	1	1	4	5
Echefu, f	36	3-14	4-4	6	0	4	3	12
Alabi, c	28	3-7	0-0	6	0	2	3	6
Kitchen, g	34	8-11	0-0	6	3	1	2	19
Douglas, g	37	7-17	4-4	4	4	0	2	22
Gibson	2	0-0	0-0	0	0	0	0	0
DeMercy	15	0-3	0-0	1	2	0	0	0
Loucks	7	1-2	0-0	0	1	0	1	3
Dulkys	5	0-1	0-0	0	0	0	0	0
Reid	13	0-0	0-0	3	0	2	1	0
Team	—	—	—	1	—	—	—	—
Totals	200	24-58	9-10	29	11	10	16	67

VIRGINIA TECH (16-10, 6-6 ACC)

Player	MP	FG	FT	R	A	T	PF	TP
Allen, f	37	1-3	1-2	11	1	4	2	12
Bell, f	6	0-0	0-0	0	2	1	1	0
Vassallo, f	32	2-7	3-3	2	0	0	4	15
Diakite, c	33	0-0	1-2	8	1	1	2	3
Delaney, g	36	5-8	8-9	5	4	3	2	25
Hudson	20	1-3	0-0	3	1	1	1	5
Thorns	26	1-2	0-0	1	6	3	1	5
Davila	7	0-0	0-0	1	0	0	2	0
Thompson	3	0-0	0-0	0	0	1	1	0
Team	—	—	—	2	—	2	—	—
Totals	200	21-49	13-16	33	15	16	16	65

3-Pointers.....FSU 10 (Douglas 4, Kitchen 3, Echefu 2,VT 10 (Delaney 5, Vassallo 2, Allen 1, Hudson, Thorns)
 Blocks.....FSU 5 (Alabi 2, Singleton, Gibson 1)VT 7 (Vassallo 3, Diakite 2, Allen 1, Davila)
 Steals.....FSU 7 (Kitchen 3, DeMercy 1, Echefu,Loucks, Singleton)VT 3 (Allen 1, Diakite, Vassallo)
 Officials.....Brian Kersey, J.D. Collins, Earl Walton
 Technicals.....none
 Attendance.....9,847

VTFG% 42.9 3FG% 43.5 FT% 81.3
 Florida StateFG% 41.4 3FG% 40.0 FT% 90.0

GAME 27

Feb. 25, 2009 • 7:30 p.m. • Clemson, S.C.

Clemson	38	39	—	77
Virginia Tech	35	45	—	80

The Virginia Tech-Clemson basketball series stayed true to form, coming down to the final few possessions. This time around, Tech got two clutch free throws from **A.D. Vassallo** and played terrific defense in the waning seconds to secure an 80-77 victory over the Tigers in an ACC game played at Littlejohn Coliseum.

With the victory, Tech snapped a three-game losing streak overall and a four-game skid to the Tigers. The Hokies, who knocked off their second ranked opponent on the road this season, moved to 17-10 overall, 7-6 in the league. Clemson, ranked 12th in one poll and 13th in another, fell to 22-5, 8-5 in the ACC.

Tech led, 78-75, and had the ball when **Malcolm Delaney** missed a tough shot in the paint with 34 seconds left, and Jeff Allen's follow-up rolled off the rim. The Tigers quickly kicked the ball ahead to Trevor Booker, who made a lay-up with 20.5 seconds remaining to cut the Tech lead to 78-77.

After a timeout, the Hokies got the ball inbounds to Vassallo against Clemson's pressure. The Tigers' Demontez Stitt fouled Vassallo with 12.5 seconds remaining, sending him to the free-throw line, and Vassallo buried them both to give the Hokies an 80-77 lead.

After Vassallo's free throws, Clemson pushed the ball up the floor and got it into the hands of Terrence Oglesby, but the Hokies, as a unit, played the possession perfectly. Stitt threw up a prayer toward the rim at the buzzer that didn't come close and Tech walked away with its third ACC road win of the season.

Delaney finished with 26 points on 8-of-19 from the floor and 4-of-7 from beyond the 3-point arc. He also dished out six assists.

Vassallo added 21 points, hitting 6-of-14 from the floor, including 4-of-9 from beyond the arc. As a team, Tech shot only 43.3 percent, but tied a season high with 11 3-pointers. The Hokies hit 11-of-19 from beyond the arc, a 57.9 percentage that easily is their season high.

Oglesby paced Clemson with 22 points. Booker added 21 points and 13 rebounds.

The Tigers shot 42.2 percent for the game but hit just 36.1 percent in the second half.

CLEMSON (22-5, 8-5 ACC)

Player	MP	FG	FT	R	A	T	PF	TP
Rivers, f	33	4-7	0-0	10	3	3	3	11
Booker, f	34	8-18	5-6	13	1	3	3	21
Sykes, c	21	0-1	0-0	3	1	1	2	0
Stitt, g	30	5-13	4-4	3	5	1	4	14
Oglesby, g	26	6-14	6-7	3	0	0	2	22
Smith	14	1-2	0-2	1	0	2	2	2
Young	12	0-3	0-0	1	1	1	0	0
Potter	15	1-3	0-0	0	0	2	5	2
Grant	15	2-3	1-4	5	0	2	3	5
Team	—	—	—	2	—	—	—	—
Totals	200	37-64	15-26	41	11	15	24	77

VIRGINIA TECH (17-10, 7-6 ACC)

Player	MP	FG	FT	R	A	T	PF	TP
Vassallo, f	39	6-14	5-6	5	2	1	1	21
Allen, c	27	2-11	1-4	8	3	3	4	5
Diakite, c	12	1-3	0-0	3	2	1	1	2
Thorns, g	30	3-4	3-4	3	4	3	3	10
Delaney, g	38	8-19	6-7	4	6	1	3	26
Bell	6	1-2	1-2	3	0	0	1	3
Hudson	13	2-2	0-0	0	0	1	2	6
Davila	18	2-2	0-4	5	0	1	1	4
Witcher	2	0-0	1-2	1	0	0	2	1
Thompson	15	1-3	0-0	2	1	1	4	2
Team	—	—	—	5	—	—	—	—
Totals	200	26-60	17-29	39	18	12	22	80

3-Pointers.....CU 7 (Oglesby 4, Rivers 3)VT 11 (Delaney 4, Vassallo 4, Hudson 2, Thorns 1)
 Blocks.....CU 6 (Grant 3, Stitt 2, Smith 1)VT 3 (Diakite 1, Delaney, Vassallo)
 Steals.....CU 6 (Stitt 2, Grant 1, Oglesby, Rivers, Yound)VT 12 (Thompson 4, Thorns 4, Vassallo 2, Allen 1, Delaney)
 Officials.....Karl Hess, Mike Eades, Tim Nestor
 Technicals.....none
 Attendance.....9,728

ClemsonFG% 42.2 3FG% 35.0 FT% 69.6
 VTFG% 43.3 3FG% 57.9 FT% 58.6

GAME 28

Feb. 28, 2009 • 3:30 p.m. • Blacksburg, Va.

Virginia Tech	25	40	—	65
Duke	36	36	—	72

Virginia Tech rallied from a 16-point first-half deficit to tie the game in the second half, but the Hokies couldn't get over the hump, falling to No. 7 Duke, 72-65, in an ACC game at Cassell Coliseum.

The loss marked the Hokies' third straight to the Blue Devils and Tech's fourth in the past five games overall. The Hokies fell to 17-11 overall, 7-7 in the ACC. Duke, ranked seventh in the nation in both polls, won for the fourth straight time and improved to 24-5 on the season, 10-4 in the league.

The Hokies got off to a horrible start, hitting just two of their first 13 shots, and trailed by 11 at halftime. But behind the tremendous shooting of **A.D. Vassallo**, the Hokies came roaring back.

Vassallo scored 15 straight points for the Hokies during a span of 5:04 late in the second half and tied the game at 58 when he drained a 3-pointer with 5:58 left in the game.

Duke's Kyle Singler drained two free throws with 4:25 remaining to give Duke the lead for good.

Trailing 68-65 with 23.7 seconds remaining, Tech fouled Jon Scheyer – the Hokies desperately wanted a traveling call on the play – and he made two free throws with 14.2 ticks to go.

Vassallo finished with a double-double, scoring 26 points and grabbing 10 rebounds – his first of the season and the fifth of his career. He hit 10-of-17 from the floor, including 4-of-8 from beyond the arc. It marked the sixth time in the past eight games that the senior has scored at least 20 points.

JT Thompson and **Jeff Allen** each added 13 points. **Malcolm Delaney** scored just seven points, hitting only 2-of-12 from the floor. He saw his string of scoring in double figures snapped at 32 consecutive games. Delaney did dish out eight assists and played 40 minutes because the Hokies were without point guard **Hank Thorns**.

Tech shot 41.1 percent from the floor, including 45.2 in the final 20 minutes. But the Hokies were hurt by 19 turnovers – their most in an ACC game this season.

DUKE (24-5, 10-4 ACC)

Player	MP	FG	FT	R	A	T	PF	TP
Singler, f	32	6-14	8-10	4	3	0	3	21
Thomas, f	22	1-1	0-0	3	0	0	2	2
Henderson, g	35	8-20	5-6	6	6	3	2	21
Williams, g	33	3-6	0-0	2	0	1	4	7
Scheyer, g	39	5-13	2-2	4	1	2	2	16
Paulus	11	1-4	1-2	0	0	0	2	3
McClure	23	1-1	0-0	4	1	0	2	2
Zoubek	5	0-0	0-0	2	0	3	1	0
Team	—	—	—	3	—	—	—	—
Totals	200	25-59	16-20	28	11	9	18	72

VIRGINIA TECH (17-11, 7-7 ACC)

Player	MP	FG	FT	R	A	T	PF	TP
Allen, f	23	4-6	5-7	5	1	4	5	13
Witcher, f	19	1-6	0-1	5	0	0	1	2
Vassallo, f	40	10-17	2-2	10	0	5	2	26
Hudson, g	35	0-4	4-4	4	2	0	4	4
Delaney, g	40	2-12	3-3	3	8	3	3	7
Bell	10	0-2	0-0	2	0	3	3	0
Davila	3	0-0	0-0	0	0	0	0	0
Thompson	30	0-1	1-1	7	0	4	2	413
Team	—	—	—	3	—	—	—	—
Totals	200	23-56	15-18	39	11	19	20	65

3-Pointers Duke 6 (Scheyer 4, Singler 1, Williams 1)
 VT 4 (Vassallo 4)
 Blocks Duke 1 (Singler 1)
 VT 6 (Vassallo 2, Thompson 2, Allen 1, Witcher 1)
 Steals Duke 8 (Scheyer 3, McClure 2)
 Henderson 1, Singler 1, Thomas 1)
 VT 2 (Allen 1, Delaney 1)
 Officials Gary Maxwell, Tony Greene, Bob Donato
 Technicals Duke 1 (Henderson)
 Attendance 9,847

VTFG%	41.1	3FG%	25.0	FT%	83.3
DukeFG%	42.2	3FG%	30.0	FT%	80.0

GAME 29

Mar. 4, 2009 • 7 p.m. • Blacksburg, Va.

Virginia Tech	36	42	—	78
North Carolina	42	44	—	86

North Carolina used a 10-0 run late in the second half to offset **A.D. Vassallo**'s big game and knock off Virginia Tech, 86-78, in an ACC game played at Cassell Coliseum.

The loss marked Tech's second straight and its fifth in the past seven games. The Hokies fell to 17-12 overall on the season, 7-8 in the ACC. North Carolina won for the 12th time in the past 13 games and moved to 26-3 overall, 12-3 in the ACC.

Vassallo was honored along with **Cheick Diakite** on Senior Night in Blacksburg, and he didn't disappoint in his final regular-season appearance at Cassell. He scored a game-high 25 points – 19 in the second half – hitting 11-of-21 from the floor, including 3-of-8 from beyond the 3-point arc.

Tech trailed by as many as nine in the first half, but managed to come back and tie the game on two occasions in the second 20 minutes. The final tie came when Vassallo drilled a 3-pointer with 9:22 left in the game to knot the game at 56.

The Tar Heels retook the lead, 61-56, on their next two possessions, but the Hokies cut that lead to one point, 63-62, on a Vassallo floater in the lane with 5:15 to go. The Tar Heels scored the next 10 points in a 10-0 run and never looked back. Tyler Hansbrough and Ty Lawson scored four each in that run for the Tar Heels, who ultimately led by as many as 11 down the stretch.

Hansbrough finished with his ninth double-double of the season, scoring 22 points and grabbing 15 rebounds. Lawson also scored 22 points and dished out five assists for the Heels, while Wayne Ellington tallied 15 points.

Tech got 19 points from **Malcolm Delaney**, who hit just 4-of-16 from the floor but drained all 10 of his free-throw attempts. **Jeff Allen** finished with yet another double-double – his eighth of the season and the 18th of

his career – scoring 18 points and grabbing 12 rebounds. The stats were pretty much even across the board except at the free-throw line, where the Tar Heels hit 26-of-34 for the game, while Tech hit all 17 of its attempts. The Hokies, though, were forced to foul in the waning minutes while trying to get back into the game.

UNC (26-3, 12-3 ACC)

Player	MP	FG	FT	R	A	T	PF	TP
Green, f	32	2-10	4-4	4	4	1	2	10
Thompson, f	26	3-7	2-3	5	1	0	1	8
Hansbrough, f	35	7-16	7-7	15	0	0	2	22
Lawson, g	35	7-13	8-12	3	5	1	4	22
Ellington, g	35	6-12	0-0	5	3	2	1	15
Frasor	13	0-3	1-2	4	1	1	2	1
Drew	4	0-1	0-0	0	1	0	0	0
Davis	17	2-4	4-6	3	1	2	2	8
Zeller	3	0-0	0-0	1	0	1	1	0
Team	—	—	—	1	—	—	—	—
Totals	200	27-66	26-34	41	16	8	15	86

VIRGINIA TECH (17-12, 7-8 ACC)

Player	MP	FG	FT	R	A	T	PF	TP
Allen, f	35	7-19	4-4	12	2	2	4	18
Vassallo, f	38	11-21	0-0	3	2	3	3	25
Diakite, c	15	1-1	0-0	3	0	0	3	2
Thorns, g	31	1-5	0-0	4	3	3	2	2
Delaney, g	38	4-16	10-10	6	5	1	2	19
Hudson	14	2-2	1-1	2	0	1	4	6
Davila	9	0-1	0-0	2	0	1	1	0
Witcher	3	0-0	0-0	0	0	0	1	0
Thompson	17	2-4	2-2	4	0	0	5	6
Team	—	—	—	6	—	—	—	—
Totals	200	28-69	17-17	42	12	11	25	78

3-Pointers UNC 6 (Ellington 3, Green 2, Hansbrough 1)
 VT 5 (Vassallo 3, Delaney 1, Hudson 1)
 Blocks UNC 9 (Davis 6, Thompson 2, Lawson 1)
 VT 3 (Vassallo 2, Davila 1)
 Steals UNC 5 (Thompson 2, Green 1, Frasor, Lawson)
 VT 5 (Allen 3, Delaney 1, Vassallo)
 Officials Ed Corbett, Sean Hull, Ray Natili
 Technicals none
 Attendance 9,847

VTFG%	40.6	3FG%	26.3	FT%	100.0
North CarolinaFG%	40.9	3FG%	31.6	FT%	76.5



Senior night at Cassell Coliseum

2008-2009 GAME-BY-GAME

VIRGINIA TECH BASKETBALL 2009-2010

GAME 30

Mar. 8, 2009 • 2 p.m. • Tallahassee, Fla.

Virginia Tech	25	28	—	53
Florida State	32	31	—	63

Florida State guard Toney Douglas scored 12 points during a critical stretch in the second half, and Virginia Tech couldn't overcome its cold shooting en route to a regular-season ending 63-53 loss to the Seminoles in an ACC game played at the Donald L. Tucker Center.

The loss marked Tech's third straight and its sixth in the past seven games. The Hokies are now 17-13 overall, 7-9 in the ACC. Florida State moved to 23-8, 10-6 in the league.

Tech, which trailed by as many as 14 in a horrible first half, tried to come back in the second half. The Hokies pecked away and gradually cut the lead to three on a free throw by **JT Thompson** with 7:18 remaining that made the score 45-42.

But on Florida State's next possession, Douglas drilled a 3-pointer from the wing with 7:04 left. After a Tech miss, Douglas came down and ended up burying two free throws with 6:37 to go that gave FSU a 50-42 lead. The Seminoles never looked back.

Douglas scored 12 of Florida State's 14 points during a span of 4:03. He finished with a game-high 22 points, hitting 7-of-19 from the floor and all six of his free-throw attempts. He also dished out three assists.

Tech's troubles came at the start of this one, as the Hokies hit just two of their first 16 shots and committed eight turnovers in the first 14 minutes of the game. A 12-1 Florida State run enabled the Seminoles to break open the game, a run that ended on a basket by Douglas with 5:35 remaining in the half that gave the Seminoles their biggest lead, 24-10.

The Hokies shot just 24 percent in the first half, and no one struggled to get going more than **A.D. Vassallo**, who came into the game leading Tech in scoring at 18.9 points per game. But the senior from Toa Baja, Puerto Rico, misfired on all six of his attempts from the floor and scored just two points in the first 20 minutes.

Vassallo heated up a little in the second half, scoring 12 of his 14 points then to lead all of Tech's scorers. He hit

just 4-of-15 for the game. **Malcolm Delaney** added 13 points, but he hit just 4-of-12 from the floor.

FLORIDA STATE (23-8, 10-6 ACC)

Player	MP	FG	FT	R	A	T	PF	TP
Singleton, f	32	2-6	0-0	4	1	0	0	4
Echefu, f	34	2-6	4-4	6	1	1	2	9
Alabi, c	22	4-6	0-0	6	0	3	4	8
Hoff, g	5	2-3	0-0	1	0	0	1	6
Douglas, g	36	7-19	6-6	5	3	2	3	22
Gibson	6	1-1	0-0	1	0	0	0	2
DeMercy	11	1-1	0-0	0	1	0	2	2
Loucks	10	1-2	0-0	3	1	2	2	2
Dulkys	6	0-1	0-0	0	1	0	2	0
Kitchen	24	1-4	4-4	3	1	6	1	6
Reid	14	1-2	0-2	2	0	3	1	2
Team	—	—	—	5	—	—	—	—
Totals	200	22-51	14-16	36	9	17	18	63

VIRGINIA TECH (17-13, 7-9 ACC)

Player	MP	FG	FT	R	A	T	PF	TP
Allen, f	28	1-2	4-8	4	0	3	5	6
Vassallo, f	37	4-15	4-5	3	4	5	0	14
Diakite, c	25	2-6	2-2	11	0	1	0	6
Thorns, g	35	0-3	0-0	2	3	1	1	0
Delaney, g	29	4-12	3-4	3	0	4	4	13
Bell	3	0-1	0-0	0	0	0	0	0
Hudson	17	1-4	0-0	1	0	3	2	3
Davila	9	2-4	0-0	2	0	0	2	4
Thompson	17	2-5	3-4	2	1	0	0	7
Team	—	—	—	5	—	—	—	—
Totals	200	16-52	16-23	33	8	17	17	53

3-Pointers.....	FSU 5 (Douglas 2, Hoff 2, Echefu 1)	VT 5 (Delaney 2, Vassallo 2, Hudson 1)	
Blocks.....	FSU 4 (Alabi 2, Echefu 1, Singleton 1)	VT 3 (Allen 2, Diakite 1)	
Steals.....	FSU 7 (Douglas 2, Alabi 1, Echefu 1, Kitchen 1, Reid 1, Singleton 1)	VT 9 (Delaney 4, Thompson 2, Allen 1, Thorns 1, Vassallo 1)	
Officials.....	FSU 4 (Alabi 2, Echefu 1, Singleton 1)	VT 3 (Allen 2, Diakite 1)	
Technicals.....	none	7,871	
Attendance.....	7,871		
VT.....	FG% 30.8	3FG% 25.0	FT% 69.6
Florida State.....	FG% 43.1	3FG% 26.3	FT% 87.5

GAME 31

Mar. 12, 2009 • Noon • Atlanta, Ga.

Miami	24	23	—	47
Virginia Tech	28	37	—	65

Tech played arguably its best all-around game of the season, leading from start to finish, holding Miami to its smallest scoring output in more than four years and using a 14-0 second-half run to pull away in a 65-47 hammer job of the Hurricanes at the Georgia Dome in the first round of the ACC Tournament.

The all-important victory snapped a three-game skid and moved the Hokies to 18-13 overall on the season. Miami fell to 18-12 overall.

The Hokies quelled the 'Canes by playing superb defense, holding Miami to its smallest scoring output since registering just 43 points in a loss to Louisville in 2005. It was also the smallest amount by a Tech opponent in an ACC tournament game. Miami shot just 34.6 percent from floor, the lowest percentage by an ACC opponent against the Hokies this season.

The Hokies led by as many as 14 in the first half, but by just four at halftime as Miami closed the half with a 9-0 run. In the second half, the Hokies built the lead back to 11, but again, the 'Canes came back, cutting the lead to 43-37 on a 3-pointer by Lance Hurdle with 10:55 left in the game.

But Tech responded with that game-clinching 14-0 run. Fueled by **JT Thompson's** six points in the run, the Hokies opened a 57-37 bulge on Thompson's basket with 7:15 left. Miami got no closer than 18 the rest of the way.

Thompson played one of his best games of the season, coming off the bench to score 12 points and grab eight boards in 23 minutes. The sophomore from Monroe, N.C., hit all five of his shot attempts and 2-of-4 from the free-throw line.

Malcolm Delaney led the Hokies with 17 points, with 14 of those coming from the free-throw line. He hit just 1-of-10 from the floor but canned 14-of-15 from the stripe, and he also dished out eight assists, tying a career high. **A.D. Vassallo** added 14 points, eight rebounds and four assists. Vassallo's two 3-pointers in the game broke the Tech career record for 3-pointers. He now has 258 for his career, breaking Wally Lancaster's mark of 257 set from 1986-89.

MIAMI (18-12, 7-9 ACC)

Player	MP	FG	FT	R	A	T	PF	TP
Graham, f	18	2-3	0-4	1	0	0	2	4
Collins, f	19	0-3	4-4	3	1	3	2	9
Dews, g	29	0-6	0-0	2	0	0	1	8
Asbury, g	20	2-3	0-0	3	0	0	3	6
McClinton, g	31	4-11	0-0	1	1	7	1	22
Hurdle	34	1-9	0-0	3	7	0	3	2
McGowan	15	2-3	0-0	5	0	1	1	2
Thomas	17	3-6	0-1	2	0	4	3	2
Jones	13	1-5	0-0	1	0	0	0	0
Gamble	4	3-3	1-1	0	0	0	0	6
Team	—	—	—	1	—	—	—	—
Totals	200	18-52	5-10	22	9	15	16	63

VIRGINIA TECH (18-13, 7-9 ACC)

Player	MP	FG	FT	R	A	T	PF	TP
Allen, f	30	4-5	1-2	6	0	2	3	9
Vassallo, f	38	5-12	2-2	8	4	5	3	14
Diakite, c	18	2-3	0-0	5	0	2	2	4
Hudson, g	33	3-4	0-0	4	0	2	0	7
Delaney, g	38	1-10	14-15	0	8	3	2	17
Bell	2	0-1	0-0	0	0	0	0	0
Thorns	9	0-0	0-0	0	0	0	1	0
Panneton	0	0-1	0-0	0	0	0	0	0
Davila	2	1-1	0-0	1	0	0	1	2
Vinson	1	0-0	0-0	0	0	0	0	0
Witcher	5	0-0	0-0	0	0	0	0	0
Debnam	1	0-0	0-0	0	0	0	0	0
Thompson	23	5-5	2-4	8	0	3	3	23
Team	—	—	—	3	—	—	—	—
Totals	200	21-42	19-23	35	12	17	15	65

3-Pointers.....	Miami 6 (Thomas 3, Asbury 1, Hurdle 1, McClinton 1)	VT 4 (Vassallo 2, Delaney 1, Hudson 1)	
Blocks.....	Miami 1 (Graham 1)	VT 1 (Thompson 1)	
Steals.....	Miami 9 (McClinton 3, Collins 2, Graham 2, Hurdle 1, Jones 1)	VT 7 (Allen 3, Vassallo 2, Delaney 1, Hudson 1)	
Officials.....	Bryan Kersey, Jamie Luckie, Raymond Styons	Technicals..... none	
Attendance.....			
Miami.....	FG% 34.6	3FG% 26.1	FT% 50.0
Virginia Tech.....	FG% 50.0	3FG% 26.7	FT% 82.6



Malcolm Delaney led the Hokies with 17 points against Miami in the opening round of the ACC Tournament.

GAME 32

Mar. 13, 2009 • Noon • Atlanta, Ga.

Virginia Tech	42	34	—	76
North Carolina	43	36	—	79

Virginia Tech forward **A.D. Vassallo** misfired on a game-tying 3-point attempt at the buzzer, and the Hokies dropped another heartbreaker to North Carolina in an ACC tournament, falling to the top seed and No. 1 Tar Heels, 79-76, in a quarterfinal match-up played at the Georgia Dome.

The loss marked Tech's fourth straight to the Tar Heels and the Hokies fell to 18-14 overall this season.

The Hokies, who led for most of the game, took a 76-75 lead with 52.5 seconds remaining when Vassallo rebounded his own miss and laid it in.

On the ensuing possession, Tyler Hansbrough – who scored North Carolina's final six points – bullied his way inside for a lay-up with 36 seconds remaining to give the Tar Heels a 77-76 lead.

Tech ran the clock down and then **Malcolm Delaney** drove to the basket. Delaney then tried to get the ball to **Dorenzo Hudson**, but **JT Thompson** grabbed it, and three Tar Heels converged on Thompson in what turned into a scrum with the Tech side clamoring for a foul call. But Hansbrough got a hand on the ball, forcing a jump ball, and the possession arrow pointed toward North Carolina.

Forced to foul, the Hokies fouled Hansbrough, sending him to the line with 4.6 seconds left. Hansbrough hit both free throws to give the Tar Heels a 79-76 lead.

Following two North Carolina timeouts, Tech's last gasp came when Vassallo got the ball on the wing. With Hansbrough in his face, he launched a 3-pointer that didn't come close, and the Hokies lost their eighth game this season by four points or less.

Hansbrough scored 28 points, hitting 9-of-17 from the floor and all 10 of his free-throw attempts. He also grabbed eight rebounds for a North Carolina team that out-rebounded Tech, 44-33.

Vassallo scored 26 points, hitting 10-of-22 from the floor, including 4-of-7 from beyond the arc. He also grabbed 10 rebounds for his second double-double of the season and the fifth of his career.

Delaney added 17 points and a career-high 10 assists for the Hokies, while Wayne Ellington scored 16 points for the Tar Heels.

UNC (28-3, 13-3 ACC)

Player	MP	FG	FT	R	A	T	PF	TP
Green, f	29	2-13	0-0	5	1	2	2	5
Thompson, f	23	5-10	2-4	7	1	2	2	12
Hansbrough, f	34	9-17	10-10	8	2	0	1	28
Frasor, g	37	1-4	1-2	4	3	1	2	4
Ellington, g	35	6-10	0-1	5	4	0	3	16
Drew	14	0-2	0-0	3	4	2	2	0
Watts	5	0-1	0-0	0	1	0	0	0
Davis	19	4-6	2-4	6	0	2	1	10
Zeller	4	2-2	0-0	3	0	0	1	4
Team	—	—	—	5	—	—	—	—
Totals	200	29-65	15-21	44	16	9	14	79

VIRGINIA TECH (18-14, 7-9 ACC)

Player	MP	FG	FT	R	A	T	PF	TP
Allen, f	23	4-8	1-1	7	0	2	5	9
Vassallo, f	30	10-22	2-2	10	2	1	4	26
Diakite, c	31	3-4	0-0	3	0	0	2	6
Hudson, g	32	3-7	0-0	1	3	1	2	7
Delaney, g	39	1-10	4-7	4	10	2	1	17
Bell	3	0-1	0-0	1	0	0	0	0
Thorns	16	0-0	0-0	0	0	0	2	2
Davila	2	0-0	0-0	0	0	0	1	0
Thompson	24	0-0	1-1	4	0	1	3	9
Team	—	—	—	3	—	—	—	—
Totals	200	30-67	8-11	33	15	7	20	76

3-Pointers.....UNC 6 (Ellington 4, Frasor 1, Green 1)
VT 8 (Vassallo 4, Delaney 3, Hudson 1)
 Blocks.....UNC 4 (Thompson 2, Davis 1, Green 1)
VT 4 (Allen 1, Diakite 1, Hudson 1, Vassallo 1)
 Steals.....UNC 5 (Hansbrough 2, Davis 1,
Ellington 1, Thompson 1)
VT 4 (Allen 1, Hudson 1, Thorns 1, Vassallo 1)
 Officials.....Karl Hess, Ray Natili, Brian Dorsey
 Technicals.....none
 Attendance.....26,352

Virginia Tech	FG%	44.8	3FG%	42.1	FT%	72.7
North Carolina	FG%	44.6	3FG%	31.6	FT%	71.4

GAME 33

Mar. 18, 2009 • 7 p.m. • Blacksburg, Va.

Duquesne	26	52	16	14	—	108
Virginia Tech	34	44	16	22	—	116

Virginia Tech got a career-high 33 points from **A.D. Vassallo** to help the Hokies outlast the career night of Duquesne's Aaron Jackson and the Dukes, 116-108, in double overtime in the first round of the National Invitation Tournament played at Cassell Coliseum.

With the victory, the Hokies moved to 19-14 overall on the season. Duquesne closed out its best season since the 1971 team went 21-4, finishing this campaign with an overall mark of 21-13.

The Hokies led by as many as 13 with seven minutes to go in regulation, but the Dukes used a 17-4 run to tie the game. On the final possession of regulation, Duquesne's Eric Evans drove into the lane, but his contested lay-up came up well short, sending the game into overtime.

The Hokies appeared to have the game under control in the first overtime, leading by six with under a minute to go, but the Dukes rallied again and tied the game at 94.

In the second overtime, Vassallo scored 10 points, and the Hokies made all 10 of their free-throw attempts in the final 1:18 to put the game away.

The 33 points snapped Vassallo's previous career high of 30 set against Wisconsin earlier this season. The third-team All-ACC selection had scored at least 20 points or more in seven of Tech's past 10 games.

Yet his performance probably paled in comparison to Jackson, who paced the Dukes with a career-high 46 points. He hit 15-of-25 from the floor, including 8-of-13 from beyond the 3-point arc. He also hit 8-of-9 from the free-throw line and dished out four assists.

His performance was the fourth-best single-game performance in Duquesne history and the best ever by a Tech opponent at Cassell Coliseum.

Tech placed five players in double figures, led by Vassallo, who also grabbed 12 rebounds for his second double-double of the season and the sixth of his career. **Jeff Allen** added 23 points and 10 rebounds for his ninth double-double of the season and the 19th of his career.

JT Thompson and **Dorenzo Hudson** both finished with career highs for the Hokies. Thompson scored 21 points, while Hudson added 15. **Malcolm Delaney** chipped in 20.

DUQUESNE (21-13, 9-7 A-10)

Player	MP	FG	FT	R	A	T	PF	TP
Saunders, f	46	2-5	2-4	5	2	0	2	5
Vassallo, g	45	15-25	8-9	5	4	6	5	46
Duty, g	32	4-6	0-0	3	1	1	2	11
Bolding, g	45	6-11	5-7	5	2	2	3	18
Clark, g	31	1-4	1-2	3	0	1	5	4
Robinson	1	0-0	0-0	0	0	0	2	0
Evans	29	7-15	2-2	3	2	2	3	19
Patterson	0+	0-0	0-0	0	0	0	1	0
Milovic	0+	0-0	0-0	0	0	0	0	0
Monteiro	20	2-5	1-2	5	1	0	3	5
Lewinson	1	0-0	0-0	0	0	0	0	0
Team	—	—	—	5	—	—	—	—
Totals	250	36-71	19-26	30	12	13	26	108

VIRGINIA TECH (19-14, 7-9 ACC)

Player	MP	FG	FT	R	A	T	PF	TP
Allen, f	44	9-13	5-8	10	3	1	3	23
Thompson, f	41	9-12	3-4	4	1	1	3	21
Vassallo, f	47	10-19	10-10	12	5	1	2	33
Hudson, g	42	5-9	3-4	4	1	1	5	15
Delaney, g	48	3-9	12-14	3	9	4	1	20
Bell	16	1-1	0-0	1	1	1	0	2
Thorns	12	1-1	0-0	0	2	1	2	2
Witcher	0+	0-0	0-0	0	0	0	0	0
Diakite	0+	0-0	0-0	0	0	0	0	0
Team	—	—	—	3	—	—	—	—
Totals	250	38-64	33-40	37	22	10	16	116

3-Pointers.....DU 17 (Jackson 8, Duty 3, Evans 3, Bolding 1,
Clark 1, Saunders 1)
VT 7 (Vassallo 3, Delaney 2, Hudson 2)
 Blocks.....DU 8 (Saunders 4, Bolding 2, Duty 1, Monteiro 1)
VT 7 (Vassallo 3, Allen 2, Delaney 1, Thompson 1)
 Steals.....DU 4 (Jackson 2, Bolding 1, Duty 1)
VT 5 (Allen 2, Delaney 1, Hudson 1, Thorns 1)
 Officials.....Bernard Clinton, John Gaffney, Tony Crisp
 Technicals.....none
 Attendance.....5,878

Duquesne	FG%	50.7	3FG%	56.7	FT%	73.1
Virginia Tech	FG%	59.4	3FG%	41.2	FT%	82.5

GAME 34

Mar. 21, 2009 • 11 a.m. • Blacksburg, Va.

Baylor	41	43	—	86
Virginia Tech	21	45	—	66

Virginia Tech's cold first-half shooting turned out to be its undoing, as the Hokies fell to the Baylor Bears, 84-66, in a National Invitation Tournament second-round game at Cassell Coliseum.

With the loss, Virginia Tech closed out its season with a 19-15 record. The Hokies lost for just the second time in an NIT game played at Cassell Coliseum (now 11-2 all time).

The Bears never trailed, jumping out to a 22-5 lead in the first 12 minutes of the game in part because the Hokies made just one of their first 17 attempts from the floor against the Bears' 2-3 zone. Baylor, which shot 67 percent in the first 20 minutes, got 12 points from 7-foot center Josh Lomers and led by 20 at the break. Lomers came into the game having scored in double figures just twice all season.

In the second half, Baylor led by as much as 28. An 18-3 run, capped by two **A.D. Vassallo** free throws, got the Hokies to within 65-52, and after a dunk by Baylor's Kevin Rogers made the score 67-52, **Malcolm Delaney** hit a 3-pointer to cut the lead to 12 with 4:57 remaining.

But Curtis Jerrells hit two free throws and Henry Dugat drained a 3-pointer from the corner on back-to-back Baylor possessions to push the lead to 17, and the Bears weren't threatened again.

Rogers and Jerrells paced six Baylor players in double figures with 16 points each. The two seniors combined to hit 11-of-17 from the floor. The Bears shot 61.7 percent for the game as a team, the best against the Hokies this season. They also hit 10-of-21 from beyond the 3-point arc.

Delaney led the Hokies with 14 points and 10 assists – tying his career high – and Vassallo, who moved into the top five on Tech's all-time scoring list with a career-high 33 points in the Hokies' first-round win over Duquesne, finished with 12. But two of them combined to go 8-for-34 from the floor.

Tech shot just 32.4 percent – its second-worst performance of the season. Vassallo closed out his career with 1,822 points.

BAYLOR (22-14)

Player	MP	FG	FT	R	A	T	PF	TP
Rogers, f	33	6-8	4-4	8	3	2	2	16
Lomers, c	24	5-6	2-4	1	1	2	2	12
Jerrells, g	32	5-9	3-4	4	5	5	3	16
Dunn, g	31	5-8	2-2	9	2	2	2	13
Carter, g	32	4-7	0-0	3	6	1	3	12
Ellis	1	1-2	0-0	0	0	0	0	2
Dugat	27	2-5	5-6	6	3	3	2	10
Diene	12	0-0	0-0	1	0	1	2	0
Jones	8	1-2	0-0	0	0	0	0	3
Team	—	—	—	1	—	—	—	—
Totals	200	29-47	16-20	33	20	16	16	84

VIRGINIA TECH (19-15, 7-9 ACC)

Player	MP	FG	FT	R	A	T	PF	TP
Allen, f	28	3-8	3-6	3	0	1	3	9
Vassallo, f	32	4-17	2-2	4	2	1	0	12
Diakite, c	16	1-2	0-0	1	0	0	3	2
Hudson, g	22	3-6	2-2	2	1	1	3	9
Delaney, g	39	4-17	4-4	6	10	2	3	14
Bell	16	2-7	0-2	4	1	0	0	5
Thorns	12	1-4	0-0	2	0	1	0	3
Davila	10	1-2	0-0	2	0	0	1	2
Vinson	1	0-0	0-0	0	0	0	0	0
Witcher	5	1-1	0-0	0	0	1	0	2
Debnam	2	0-1	0-0	1	0	1	0	0
Thompson	18	3-6	2-3	5	0	2	2	8
Team	—	—	—	4	—	—	—	—
Totals	200	23-71	13-19	34	14	10	15	66

3-Pointers BU 10 (Carter 4, Jerrells 3, Dunn 1, Dugat 1, Jones 1)
VT 7 (Vassallo 2, Delaney 2, Hudson 1, Bell 1, Thorns 1)
 Blocks.....BU 3 (Lomers 2, Ellis 1)
VT 1 (Delaney 1)
 Steals.....BU 7 (Dunn 3, Dugat 3, Carter 1)
VT 10 (Allen 3, Delaney 2, Hudson 2, Vassallo 1, Bell 1,
 Thompson 1)
 Officials.....Earl Watson, Eugene Steratore, Chris Beaver
 Technicals.....BU - Jerrells
 Attendance.....6,891

Baylor	FG%	61.7	3FG%	47.6	FT%	80.1
Virginia Tech	FG%	32.4	3FG%	23.3	FT%	68.4

2008-2009 SENIORS



Cheick Diakite



A.D. Vassallo



Terrance Vinson

CHEICK DIAKITE'S CAREER STATISTICS

Year	GP-GS	Min-Avg.	FGM-FGA-Pct.	3FG-FGA-Pct.	FTM-FTA-Pct.	Off.-Def.	Reb-Avg.	A-TO	Blk	Stl	TP-Avg.
05-06	27-5	196-7.3	15-37-.405	0-0-.000	6-9-.667	21-20	41-1.5	0-16	14	0	36-1.3
06-07	33-6	423-12.8	41-72-.569	0-0-.000	15-28-.536	41-55	96-2.9	3-18	33	6	97-2.9
07-08	34-16	403-11.9	29-69-.420	0-0-.000	6-16-.375	41-52	93-2.7	3-14	41	2	64-1.9
08-09	32-22	553-17.3	51-94-.543	0-0-.000	19-34-.559	48-78	126-3.9	8-10	37	3	121-3.8
Total	126-49	1575-12.5	136-272-.500	0-0-.000	46-87-.529	151-205	356-2.8	14-58	125	11	318-2.5


A.D. VASSALLO'S CAREER STATISTICS

Year	GP-GS	Min-Avg.	FGM-FGA-Pct.	3FG-FGA-Pct.	FTM-FTA-Pct.	Off.-Def.	Reb-Avg.	A-TO	Blk	Stl	TP-Avg.
05-06	30-10	498-16.6	74-170-.435	33-94-.351	25-32-.781	20-54	74-2.5	27-28	7	15	206-6.9
06-07	34-11	860-25.3	127-288-.441	66-159-.415	56-72-.778	21-115	136-4.0	30-44	10	15	376-11.1
07-08	35-35	1201-34.3	206-465-.443	85-215-.395	95-125-.760	27-133	160-4.6	77-87	16	24	592-16.9
08-09	34-32	1247-36.7	232-516-.450	83-226-.367	101-121-.835	47-164	211-6.2	88-85	29	28	648-19.1
Total	133-88	3806-28.6	639-1439-.444	267-694-.385	277-350-.791	115-466	581-4.4	222-244	62	82	1822-13.7

TERRANCE VINSON'S CAREER STATISTICS

Year	GP-GS	Min-Avg.	FGM-FGA-Pct.	3FG-FGA-Pct.	FTM-FTA-Pct.	Off.-Def.	Reb-Avg.	A-TO	Blk	Stl	TP-Avg.
05-06	6-0	21-3.5	2-4-.500	0-0-.000	0-0-.000	2-3	5-0.8	0-2	1	0	4-0.7
06-07	3-0	5-1.7	0-0-.000	0-0-.000	0-0-.000	0-0	0-0.0	0-0	0	0	0-0.0
07-08	11-0	35-3.2	1-7-.143	0-0-.000	2-2-1.000	2-5	7-0.6	1-4	2	0	4-0.4
08-09	8-0	10-1.3	0-1-.000	0-0-.000	0-0-.000	0-1	1-0.1	0-3	0	0	0-0.0
Total	28-0	71-2.5	3-12-.250	0-0-.000	2-2-1.000	4-9	13-0.5	1-9	3	0	8-0.3

records



VIRGINIA TECH

HOKIES

INDIVIDUAL RECORDS

GAMES

Season

Appeared In: 35, by 15 players
Started: 35, by 10 players

Career

Appeared In: 133, A.D. Vassallo, 2005-09
Started: 126, Dell Curry, 1982-86; Bobby Beecher, 1982-86
Consecutive Starts: 123, Ace Custis, 1993-97

MINUTES PLAYED

Game

Overall: 55, Randy Minix vs. West Virginia, 1-26-72; Dale Solomon vs. William & Mary, 1-21-81; Dell Curry vs. West Virginia, 2-2-83
ACC: 44, Zabian Dowdell at Clemson, 2-8-06; Jamon Gordon at Virginia, 2-11-06; Zabian Dowdell at Virginia, 2-11-06

ACC Tournament: 39, Malcolm Delaney vs. North Carolina, 3-13-09

Season

Overall: 1,297, Shawn Good and Damon Watlington, 1994-95 (35 games)

Highest Average: 38.6, Jay Purcell, 1991-92 (28 games)

ACC: 598, Malcolm Delaney, 2008-09

Career

Overall: 4,275, Dell Curry, 1982-86
Highest Average: 35.1, Dale Solomon, 1978-82

POINTS

Game

Overall: 52, Allan Bristow vs. George Washington, 2-21-73
Home Court: 52, Allan Bristow vs. George Washington, 2-21-73
Opponent's Court: 41, Chris Smith at VMI, 1-19-60; Dell Curry at Cincinnati, 1-18-86
Neutral Court: 43, Bimbo Coles vs. Virginia, at Richmond Coliseum, 1-25-89

ACC: 37, Malcolm Delaney vs. Clemson, 1-29-09

Losing Effort: 43, Bimbo Coles vs. Virginia, 1-25-89
ACC Tournament: 26, A.D. Vassallo vs. North Carolina, 3-13-09
NCAA Tournament: 29, Glen Combs vs. Indiana, 3-17-67
NIT: 33, A.D. Vassallo vs. Duquesne, 3-18-09

Season

Overall: 785, Bimbo Coles, 1989-90 (31 games)
ACC: 318, Malcolm Delaney, 2008-09
Highest Average (overall): 26.6, Bimbo Coles, 1988-89 (27 games)
Double-Figure Games: 34, Dell Curry, 1983-84 (35 games)
**30-Point Games:* 9, Bimbo Coles, 1988-89
40-Point Games: 2, Bimbo Coles, 1988-89
50-Point Games: 1, Allan Bristow, 1972-73; Bimbo Coles, 1987-88

Career

Overall: 2,484, Bimbo Coles, 1986-90
Highest Average: 23.1, Allan Bristow, 1970-73
Double-Figure Games: 115, Dell Curry, 1982-86
Consecutive Double-Figure Games: 78, Allan Bristow, 1970-73
**30-Point Games:* 21, Bimbo Coles, 1986-90
40-Point Games: 3, Bimbo Coles, 1986-90
50-Point Games: 1, Allan Bristow, 1970-73; Bimbo Coles, 1986-90

**Games of 40 points or more are not included in these totals.
 Records of returning players in **bold**.*

CAREER SCORING LEADERS

Player	Yrs. Played	Pts.	Avg.
Bimbo Coles	1986-90	2484	21.6
Dell Curry	1982-86	2389	18.9
Dale Solomon	1978-82	2136	18.4
Perry Young	1981-85	1899	14.7
A.D. Vassallo	2005-09	1822	13.7
Allan Bristow	1970-73	1804	23.1
Zabian Dowdell	2003-07	1785	14.6
Bob Ayersman	1957-61	1782	20.5
Ace Custis	1993-97	1706	13.7
Wally Lancaster	1986-89	1696	20.7
Bryant Matthews	2000-04	1656	14.8
Bill Matthews	1952-56	1652	16.5
Chris Smith	1957-61	1635	18.6
Bobby Beecher	1982-86	1548	12.2
Howard Pardue	1961-64	1445	20.0
Shawn Smith	1992-96	1440	12.1
Deron Washington	2004-08	1408	11.0
Glen Combs	1965-68	1361	17.9
Carlos Dixon	2000-05	1348	12.7
Les Henson	1976-80	1334	11.5
Duke Thorpe	1973-77	1294	12.2
Bucky Keller	1959-62	1292	18.2
Keith Colbert	1982-86	1290	10.6
Wayne Robinson	1976-80	1283	11.2
Jamon Gordon	2003-07	1280	10.9
Sumner Tilson	1948-51	1256	16.5
Loyd King	1968-71	1248	17.1
Damon Watlington	1992-96	1224	10.4
Jeff Schneider	1978-82	1178	10.2
Rolan Roberts	1997-00	1169	13.6
Dick Sayre	1947-51	1165	11.8
Coleman Collins	2003-07	1144	10.5
Brian Chase	1999-03	1115	11.0
Jay Purcell	1990-94	1075	9.5
Marshall Ashford	1975-79	1058	9.4
Russell Davis	1974-76	1052	19.5
Chris Ellis	1966-69	1050	14.1
Craig Lieder	1971-74	1034	13.6
Shawn Good	1992-96	1008	8.5



A.D. Vassallo completed his career as the fifth-leading scorer in Virginia Tech history.

FIELD GOALS

Game

Made: 22, Allan Bristow vs. George Washington, 2-21-73
Attempted: 36 (made 19), Bill Matthews vs. The Citadel, 2-23-56;
 (made 17), Loyd King vs. N.C. State, 12-12-70
Percentage (min. 10 attempts): 1.000, Russell Davis, 15-15, vs. Vermont, 12-31-74
3-PT Made: 7, Wally Lancaster vs. San Francisco St., 1-3-87 and Richmond, 2-15-88; Zabian Dowdell vs. North Carolina A&T, 12-7-05
3-PT Attempted: 20 (made 6), Wally Lancaster vs. Marquette, 2-20-88
3-PT Percentage (min. 7 attempts): 1.000, Wally Lancaster, 7-7, vs. San Francisco St., 1-3-87

Season

Made: 305, Dell Curry, 1985-86 (30 games)
Attempted: 693, Bimbo Coles, 1989-90 (31 games)
Percentage: .669, Duke Thorpe, 168 of 251, 1975-76
3-PT Made: 106, Wally Lancaster, 1987-88 (29 games)
3-PT Attempted: 302, Wally Lancaster, 1987-88
3-PT Percentage: .467, Wally Lancaster, 78 of 167, 1986-87

Career

Made: 1,021, Dell Curry, 1982-86
Attempted: 2,029, Bimbo Coles, 1986-90
Percentage: .604, Duke Thorpe, 529 of 876, 1973-77
3-PT Made: 267, A.D. Vassallo, 2005-09
3-PT Attempted: 694, Wally Lancaster, 1986-89
3-PT Percentage: .409, Brian Chase, 239 of 584, 1999-03
Consecutive Games with 3-PT Made: 73, Wally Lancaster, 1986-89

FREE THROWS

Game

Made: 20, Terry Penn vs. The Citadel, 1-10-57
Attempted: 27 (made 18), Bimbo Coles vs. So. Mississippi, 2-6-88
Percentage (min. 10 attempts): 1.000, Rod Wheeler, 18 of 18 vs. Richmond, 12-28-90; **Malcolm Delaney, three times, 2008-09**
Consecutive FTs Made: 18, Terry Penn vs. The Citadel, 1-10-57; Rod Wheeler vs. Richmond, 12-28-90

Season

Made: 225, Malcolm Delaney, 2008-09 (34 games)
Attempted: 297, Bill Matthews, 1953-54 (27 games)
Percentage: .916, Phil Thieneman, 98 of 107, 1976-77



Dave Sensibaugh had a school-record 192 assists in the 1975-76 season.



Tech's all-time rebound leader Chris Smith helped the 1958-59 team post a school-record 57.4 rebounds per game.

Career

Made: 593, Bimbo Coles, 1986-90
Attempted: 793, Bimbo Coles, 1986-90
Percentage: .842, Phil Thieneman, 139 of 165, 1973-77

REBOUNDS

Game

Overall: 36, Chris Smith vs. Washington & Lee, 1-9-59
ACC: 18, Coleman Collins, vs. Duke, 2-17-05
ACC Tournament: 11, Jamon Gordon vs. N.C. State, 3-10-07
NCAA Tournament: 19, Ken Talley vs. Toledo, 3-11-67
NIT: 18, Ace Custis vs. New Mexico St., 3-22-95

Season

Overall: 495, Chris Smith, 1959-60 (26 games)
ACC: 122, Coleman Collins, 2004-05
Highest Average: 20.4, Chris Smith, 1958-59 (21 games)

Career

Overall: 1,508, Chris Smith, 1957-61
Highest Average: 17.1, Chris Smith, 1957-61

ASSISTS

Game

Overall: 12, Dave Sensibaugh vs. Oregon, 12-19-75; Bimbo Coles vs. Missouri, 12-16-87; Troy Manns vs. St. Bonaventure, 1-2-97
ACC: 8, Jamon Gordon, vs. Virginia, 1-27-05; Jamon Gordon vs. Clemson, 3-4-07; Zabian Dowdell at Georgia Tech, 1-28-07; Hank Thorns at Miami, 1-25-09; **Malcolm Delaney, vs. Duke, 2-28-09**
ACC Tournament: 8, Malcolm Delaney vs. Miami, 3-12-0
NCAA Tournament: 8, Troy Manns vs. Kentucky, 3-16-96
NIT: 10, Malcolm Delaney vs. Baylor, 3-21-09

Season

Overall: 192, Dave Sensibaugh, 1975-76 (28 games)
ACC: 73, Jamon Gordon, 2006-07
Highest Average (overall): 6.9, Dave Sensibaugh, 1975-76

Career

Overall: 547, Bimbo Coles, 1986-90
Highest Average: 4.8, Bimbo Coles, 1986-90

INDIVIDUAL RECORDS

VIRGINIA TECH BASKETBALL 2009-2010



Jamon Gordon recorded a school-record 94 steals in the 2007-08 season.

STEALS

Game

Overall: 8, Dell Curry vs. Louisville, 1-14-84; Rod Wheeler vs. VCU, 12-11-90; Jamon Gordon vs. William & Mary, 12-23-03
ACC: 6, Carlos Dixon, vs. Wake Forest, 2-5-05; Jamon Gordon vs. NC State, 2-18-06; Jamon Gordon vs. Maryland, 1-21-07; Jamon Gordon vs. Virginia, 2-10-07; **Jeff Allen at N.C. State, 2-5-08;** Hank Thorns at Maryland, 2-20-2008
ACC Tournament: 7, Jamon Gordon vs. Wake Forest, 3-9-07
NCAA Tournament: 7, Jamon Gordon vs. Illinois, 3-16-07

Season

Overall: 94, Jamon Gordon, 2006-07 (34 games)
ACC: 43, Jamon Gordon, 2005-06
ACC Tournament: 10, Jamon Gordon, 2007 (2 games)
Highest Average (overall): 2.8, Jamon Gordon, 2006-07 (34 games)

Career

Overall: 295, Dell Curry, 1982-86
Highest Average: 2.5, Jamon Gordon, 2003-07 (117 games)

BLOCKED SHOTS

Game

Overall: 9, Roy Brow vs. James Madison, 12-6-86 & Baptist College, 12-12-87
ACC: 6, Coleman Collins, vs. Virginia, 2-10-07
ACC Tournament: 3, Coleman Collins, vs. Virginia, 3-9-06

Season

Overall: 100, by Roy Brow, 1987-88 (28 games)
ACC: 20, Coleman Collins, 2006-07

Career

Overall: 251, Roy Brow, 1984-88
Highest Average: 2.4, Roy Brow, 1984-88

FOULS

Season

Committed: 117, Bobby Beecher, 1983-84 (35 games)
Disqualifications: 9, shared by four players

Career

Committed: 414, Bobby Beecher, 1982-86
Disqualifications: 27, Keith Colbert, 1982-86

TURNOVERS

Game


Overall: 11, Bimbo Coles vs. Creighton, 12-30-89
ACC: 7, Deron Washington, vs. North Carolina, 12-19-04;
Carlos Dixon, at Florida State, 1-8-05; Zabian Dowdell vs. Clemson, 3-4-07
ACC Tournament: 5, Zabian Dowdell, vs. Georgia Tech, 3-11-05

Season

Overall: 113, Dell Curry, 1983-84 (35 games)
ACC: 46, Malcolm Delaney, 2008-09

Career

Overall: 388, Dell Curry, 1982-86



Roy Brow is the career leader in blocked shots at Virginia Tech.

TEAM RECORDS

POINTS

Game

Overall: 141, vs. So. Mississippi, 2-6-88
 Home Court: 141, vs. So. Mississippi, 2-6-88
 Opponent's Court: 108, vs. Guilford, 12-14-55
 Neutral Court: 115, vs. St. Bonaventure, 1-3-76 (Roanoke CC)
 First Half: 68, vs. South Carolina St., 12-18-82
 Second Half: 73, vs. Johns Hopkins, 11-30-81
 Overtime Period: 22, vs. Florida State, 1-12-81
 Losing Effort: 106, vs. Virginia, 1-25-89
 ACC: 94, vs. North Carolina, 2-10-07

TEAM MARKS

Season	W	L	FG%	FT%	Reb.	Avg.	Pts.	Avg.
1956-57	14	8	.397	.716	840	38.2	1548	70.4
1957-58	11	8	.406	.692	860	45.3	1419	74.7
1958-59	16	5	.433	.695	1205	*57.4	1758	83.7
1959-60	20	6	.420	.734	*1460	56.2	2127	81.8
1960-61	15	7	.438	.698	1229	55.9	1874	85.2
1961-62	19	6	.451	.728	1256	50.2	2047	81.9
1962-63	12	12	.446	.699	1064	44.3	1758	73.3
1963-64	16	7	.439	.718	1148	49.9	1813	78.8
1964-65	13	10	.447	.661	1186	51.6	1878	81.7
1965-66	19	5	.468	.709	1171	48.8	2051	85.5
1966-67	20	7	.465	.624	1316	48.7	2130	78.9
1967-68	14	11	.470	.694	1085	43.4	1954	78.2
1968-69	14	12	.436	.710	1213	46.7	1956	75.2
1969-70	10	12	.421	.710	1001	45.5	1600	72.7
1970-71	14	11	.448	.724	1273	50.9	2047	81.9
1971-72	16	10	.431	.677	1312	50.5	2004	77.1
1972-73	22	5	.457	.681	1315	48.7	2309	85.5
1973-74	13	13	.411	.684	1142	43.9	1975	76.0
1974-75	16	10	.477	.732	1140	43.8	2090	80.4
1975-76	21	7	.502	.698	1277	45.6	2441	87.2
1976-77	19	10	.474	.720	1206	41.6	2342	80.8
1977-78	19	8	.479	.684	1115	41.3	2314	85.7
1978-79	22	9	.511	.727	1152	37.2	2547	82.2
1979-80	21	8	.497	.722	1018	35.1	2175	75.0
1980-81	15	13	.477	*.750	932	33.3	2034	72.6
1981-82	20	11	*.517	.698	1020	32.9	2437	78.6
1982-83	23	11	.503	.708	1130	33.2	2603	76.6
1983-84	22	13	.508	.682	1120	32.0	2594	74.1
1984-85	20	9	.500	.683	1122	38.7	2346	80.9
1985-86	22	9	.499	.731	1105	35.6	2440	78.7
1986-87	10	18	.435	.664	1073	38.3	2034	72.6
1987-88	19	10	.444	.686	1244	42.9	*2646	*91.2
1988-89	11	17	.424	.718	1190	42.5	2441	87.2
1989-90	13	18	.404	.643	1205	38.9	2384	76.9
1990-91	13	16	.419	.677	1074	37.0	2133	73.6
1991-92	10	18	.440	.650	986	35.2	1822	65.1
1992-93	10	18	.406	.688	969	34.6	1880	67.1
1993-94	18	10	.437	.685	1065	38.0	2028	72.4
1994-95	*25	10	.475	.693	1323	37.8	2640	75.4
1995-96	23	6	.457	.698	1011	34.9	2036	70.2
1996-97	15	16	.436	.665	999	32.2	1934	62.4
1997-98	10	17	.370	.675	965	35.7	1787	66.2
1998-99	13	15	.428	.663	985	35.2	1829	65.3
1999-00	16	15	.437	.658	1082	34.9	1997	64.4
2000-01	8	19	.413	.654	935	34.6	1770	65.6
2001-02	10	18	.426	.685	1114	39.8	1943	69.4
2002-03	12	17	.424	.665	1066	36.8	2036	70.2
2003-04	15	14	.411	.599	1007	34.7	1931	66.6
2004-05	16	14	.427	.642	1012	33.7	2056	68.5
2005-06	14	16	.454	.645	950	31.7	2060	68.7
2006-07	22	12	.468	.660	1131	33.3	2430	71.5
2007-08	21	14	.439	.681	1305	37.3	2456	70.2
2008-09	19	15	.437	.724	1264	37.2	2470	72.6

*Tech record

ACC Tournament: 76, vs. North Carolina, 3-13-09
 NCAA Tournament: 89, vs. Western Kentucky, 3-7-80
 NIT: 116, vs. Duquesne, 3-18-09
 Fewest Score: 7, vs. Washington & Lee, 1-27-23
 Fewest Allowed: 2, vs. Virginia Christian, 2-9-17
 Most Allowed: 133, vs. So. Mississippi, 2-6-88
 Both Teams: 274, vs. So. Mississippi, 141-133, 2-6-88

Season

Overall: 2,646, 1987-88 team (29 games)
 ACC: 1,152, 2006-07, 2007-08 & 2008-09
 Highest Average: 91.2, 1987-88
 100-Point Games: 7, 1975-76 team and 1987-88
 Consecutive 100-Point Games: 2, six times
 100-Point Games Allowed: 7, 1988-89

FIELD GOALS

Game

Made: 52, vs. VMI, 2-20-59
 Attempted: 111 (made 37), vs. VMI, 1-25-60
 Highest Percentage: .722, vs. Syracuse, 39 of 54, 1-28-76
 Highest Percentage for a Half: .821, vs. Syracuse, 23 of 28, 1-28-76
 Lowest Percentage: .224, vs. Alabama, 19 of 78, 1-4-61
 Lowest Percentage for a Half: .194, vs. Marquette, 7 of 36, 2-15-94
 3-PT Made: 16, vs. Marquette, 1-7-89
 3-PT Attempted: 36, vs. Marquette, 1-7-89
 Highest 3-PT Percentage (min. 10 attempts): .692, vs. Florida St., 9 of 13, 2-24-90

Season

Made: 1,058, 1983-84 (35 games)
 Attempted: 2,168, 1989-90 (31 games)
 Highest Percentage: .517, 1981-82, 1,030 of 1,993
 Lowest Percentage: .312, 1953-54, 575 of 1,845
 3-PT Made: 207, 2008-09
 3-PT Attempted: 615, 2008-09
 Highest 3-PT Percentage: .395, 1995-96, 155 of 392
 Lowest 3-PT Percentage: .300, 1991-92, 115 of 383

FREE THROWS

Game

Made: 52, vs. William & Mary, 2-16-57
 Attempted: 63, vs. William & Mary, 2-16-57
 Highest Percentage (min. 10 attempts): 1.000, vs. North Carolina, 17 of 17, 3-4-09; (min. 20 attempts): .957, vs. Dayton, 22 of 23, 12-17-76
 Lowest Percentage (min. 1 made): .125, vs. East Carolina, 1 of 8, 2-18-67

Season

Made: 576, 1994-95 (35 games)
 Attempted: 906 (made 535), 1953-54 (27 games)
 Highest Percentage: .750, 1980-81, 464 of 619
 Lowest Percentage: .572, 1948-49, 298 of 521

REBOUNDS

Game

Overall: 83, vs. VMI, 2-19-61
 ACC: 51, at Boston College, 1-26-08
 ACC Tournament: 51, vs. Miami, 3-14-08
 NCAA Tournament: 55, vs. Indiana, 3-17-67
 NIT: 52, vs. Notre Dame, 3-25-73
 Fewest: 15, vs. Tulane, 3-8-84

Season

Overall: 1,461, 1959-60 (26 games)
 ACC: 620, 2007-08
 Highest Average: 57.4, 1958-59 (21 games)
 Lowest Average: 32.0, 1983-84 (35 games)
 Highest Margin: +13.9, 1958-59
 Lowest Margin: -6.0, 1992-93

TEAM RECORDS

VIRGINIA TECH BASKETBALL 2009-2010

ASSISTS

Game

Overall: 31, vs. South Carolina St., 12-18-82
ACC: 20, at Florida State, 1-17-07
ACC Tournament: 15, vs. Wake Forest, 3-9-07 & vs. North Carolina, 3-13-09
NCAA Tournament: 16, vs. Kentucky, 3-16-96
NIT: 23, vs. William & Mary, 3-17-83

Season

Overall: 561, 1982-83 (34 games)
ACC: 199, 2006-07

STEALS

Game

Overall: 21, at Clemson, 2-8-06
ACC: 21, at Clemson, 2-8-06
ACC Tournament: 13 vs. Wake Forest, 3-9-07

Season

Overall: 327, 1983-84 team (35 games)
ACC: 152, 2005-06

BLOCKED SHOTS

Game

Overall: 15, vs. Coastal Carolina, 12-4-93
ACC: 12, vs. Duke, 2-17-05
ACC Tournament: 5, vs. Virginia, 3-9-06; vs. Wake Forest, 3-9-07

Season

Overall: 168, 2007-08 team (35 games)
ACC: 73, 2007-08

TURNOVERS

Game

Overall: 40, vs. Austin Peay, 12-7-74
ACC: 24, at Georgia Tech, 1-19-08
Fewest: 2, vs. Wake Forest, 3-9-07 (ACC Tournament)
Fewest ACC: 5, vs. N.C. State, 1-31-07

Season

Overall: 547, 1978-79 (31 games)
Fewest: 337, 2005-06 (30 games)
Best Margin: +4.8, 1987-88 (29 games); 1989-90 (31 games)
Worst Margin: -6.5, 2001-02 (27 games)

FOULS

Game

Overall: 39, vs. N.C. State, 12-12-70
ACC: 34, at Duke, 1-30-05
Disqualifications: 6, vs. N.C. State, 12-12-70 & Louisville, 2-10-86

Season

Overall: 724, 1982-83 team (34 games)
ACC: 344, 2007-08
Disqualifications: 34, 1987-88 team

LARGEST MARGIN OF VICTORY

VIRGINIA TECH	Year
81 vs. W & L (105-24)	58-59
62 vs. CCNY (113-51)	78-79
61 vs. VMI (122-61)	83-84
59 vs. Hampden-Sydney (67-8)	19-20
58 vs. VMI (118-60)	58-59
57 vs. Va. Christian (59-2)	16-17
56 vs. The Citadel (103-47)	55-56
56 vs. Roanoke (65-9)	10-11
56 vs. Davidson (68-12)	09-10
54 at Roanoke (62-8)	10-11

OPPONENTS	Year
56 at Marshall (57-113)	52-53
55 at West Virginia (72-127)	64-65
54 vs. Duke (53-107)	53-54
52 at EKU (43-95)	51-52
49 at West Virginia (52-101)	88-89
48 vs. Virginia (59-107)	54-55
48 at N.C. State (66-114)	50-51
46 at GWU (59-105)	52-53
45 vs. N.C. State (51-96)	53-54
44 at GWU (30-74)	39-40

MISCELLANEOUS RECORDS

Game

Largest Victory Margin: 81, vs. Washington & Lee, 105-24, 1-9-59
Largest Margin of Defeat: 56, vs. Marshall, 113-57, 12-9-52
Most Overtimes: 3, vs. West Virginia, 1-26-72; William & Mary, 1-21-81; and West Virginia, 2-2-83
Most Double-Figure Scorers: 7, vs. Johns Hopkins, 11-30-81
Most Double-Figure Rebounders: 4, vs. VMI, 3-2-62

Season

Most Wins: 25, 1994-95 (35 games)
Fewest Losses: 0, 1909-10 (11 games)
Highest Won-Loss Percentage: 1.000, 1909-10, 11-0
Most Losses: 24, 1953-54 (27 games)
Fewest Wins: 1, 1933-34 (16 games)
Lowest Won-Loss Percentage: .063, 1933-34, 1-15
Most Consecutive Wins (single season): 12, 1917-18, 15-5
Most Consecutive Wins (over two seasons): 19, 1909-11 and 1917-19
Most Consecutive Losses: 18, 1954-55
Most Consecutive Winning Seasons: 12, 1974-86
Most Consecutive Losing Seasons: 18, 1923-41
Most Consecutive Non-Losing Seasons: 16, 1970-86

HIGHEST SCORING GAMES

VIRGINIA TECH	Year
141 vs. Southern Mississippi (141-133) (2OT)	87-88
127 vs. William & Mary (127-92)	72-73
122 vs. VMI (122-61)	83-84
122 vs. S.C. State (122-73)	82-83
122 vs. Birmingham-So. (122-70)	76-77
119 vs. Buffalo State (119-66)	78-79
118 vs. VMI (118-60)	58-59
117 vs. G. Washington (117-89)	72-73
116 vs. Johns Hopkins (116-64)	81-82
116 vs. The Citadel (116-93)	60-61
116 vs. Duquesne (116-108) (2OT)	2008-09

OPPONENTS	Year
133 vs. Southern Mississippi (141-133) (2OT)	87-88
127 at Southern Mississippi (102-127)	87-88
127 at West Virginia (72-127)	64-65
125 at Furman (87-125)	54-55
120 at Houston (79-120)	67-68
117 at Florida State (97-117)	88-89
114 at N.C. State (66-114)	50-51
113 vs. Virginia (106-113)	88-89
113 at Marshall (57-113)	52-53
112 at Memphis (104-112)	87-88

RECORDS BY CLASS



Malcolm Delaney played a sophomore-record 1,255 minutes last season for the Hokies.



Jeff Allen established a new Hokie freshman season mark with 69 steals in 2007-08.

	Freshman	
Points	534	Dale Solomon, 1978-79
Scoring Average	20.7	Bob Ayersman, 1957-58
FG Made	205	Dale Solomon, 1978-79
FG Attempted	417	Dell Curry, 1982-83
FG Percentage	.570	Bobby Beecher, 1982-83
FT Made	124	Dale Solomon, 1978-79
FT Attempted	163	Dale Solomon, 1978-79
FT Percentage	.913	Bobby Beecher, 1982-83
Rebounds	255	Ace Custis, 1993-94
Rebound Average	11.7	Chris Smith, 1957-58
Fouls	110	Bobby Beecher, 1982-83
DQs	5	by four players
Assists	113	Hank Thorns, 2007-08
Blocked Shots	60	Rolan Roberts, 1997-98
Steals	69	Jeff Allen, 2007-08
Games Played	35	Malcolm Delaney, 2007-08 Hank Thorns, 2007-08
Minutes Played	1024	Dell Curry, 1982-83

	Sophomore	
Points	702	Bimbo Coles, 1987-88
Scoring Average	26.5	Bob Ayersman, 1958-59
FG Made	293	Dell Curry, 1983-84
FG Attempted	561	Dell Curry, 1983-84
FG Percentage	.564	Dale Solomon, 1979-80
FT Made	225	Malcolm Delaney, 2008-09
FT Attempted	297	Bill Matthews, 1953-54
FT Percentage	.844	Paul Long, 1963-64
Rebounds	429	Chris Smith, 1958-59
Rebound Average	20.4	Chris Smith, 1958-59
Fouls	117	Bobby Beecher, 1983-84
DQs	9	Wayne Robinson, 1977-78
Assists	172	Bimbo Coles, 1987-88
Blocked Shots	58	Dennis Mims, 1999-00
Steals	89	Dell Curry, 1983-84
Games Played	35	by three players
Minutes Played	1255	Malcolm Delaney, 2008-09

	Junior	
Points	717	Bimbo Coles, 1988-89
Scoring Average	26.6	Bimbo Coles, 1988-89
FG Made	249	Bimbo Coles, 1988-89
FG Attempted	561	Wally Lancaster, 1987-88
FG Percentage	.669	Duke Thorpe, 1975-76
FT Made	167	Dale Solomon, 1980-81
FT Attempted	240	Perry Young, 1983-84
FT Percentage	.852	Dale Solomon, 1980-81
Rebounds	495	Chris Smith, 1959-60
Rebound Average	19.0	Chris Smith, 1959-60
Fouls	111	Les Henson, 1978-79
DQs	9	Charlie Lipscomb, 1970-71 Tic Price, 1977-78
Assists	141	Bimbo Coles, 1988-89
Blocked Shots	86	Roy Brow, 1986-87
Steals	70	Zabian Dowdell, 2005-06
Games Played	35	by seven players
Minutes Played	1297	Damon Watlington, 1994-95 Shawn Good, 1994-95

	Senior	
Points	785	Bimbo Coles, 1989-90
Scoring Average	25.3	Bimbo Coles, 1989-90
FG Made	305	Dell Curry, 1985-86
FG Attempted	693	Bimbo Coles, 1989-90
FG Percentage	.603	Duke Thorpe, 1976-77
FT Made	169	Bucky Keller, 1961-62
FT Attempted	219	Deron Washington, 2007-08
FT Percentage	.916	Phil Thieneman, 1976-77
Rebounds	362	Chris Smith, 1960-61
Rebound Average	16.5	Chris Smith, 1960-61
Fouls	103	Deron Washington, 2007-08
DQs	9	Dan Wetzels, 1968-69
Assists	192	Dave Sensibaugh, 1975-76
Blocked Shots	100	Roy Brow, 1987-88
Steals	94	Jamon Gordon, 2006-07
Games Played	35	Deron Washington, 2007-08
Minutes Played	1247	A.D. Vassallo, 2008-09

YEAR-BY-YEAR LEADERS

POINTS

Season	Name, Position	Pts.
1956-57	Abe Coates, C	354
1957-58	Bob Ayersman, F	393
1958-59	Bob Ayersman, F	556
1959-60	Chris Smith, C	577
1960-61	Chris Smith, C	438
1961-62	Bucky Keller, G	543
1962-63	Howard Pardue, F	446
1963-64	Howard Pardue, F	472
1964-65	John Wetzel, F	330
1965-66	John Wetzel, F	445
1966-67	Glen Combs, G	577
1967-68	Glen Combs, G	522
1968-69	Chris Ellis, G	514
1969-70	Loyd King, G	430
1970-71	Loyd King, G	532
1971-72	Allan Bristow, F	650
1972-73	Allan Bristow, C	644
1973-74	Craig Lieder, F	444
1974-75	Russell Davis, F	490
1975-76	Russell Davis, F	562
1976-77	Duke Thorpe, F	453
1977-78	Ron Bell, G	441
1978-79	Dale Solomon, C	534
1979-80	Dale Solomon, F	485
1980-81	Dale Solomon, C	589

1981-82	Dale Solomon, C	528
1982-83	Perry Young, F	548
1983-84	Dell Curry, G	674
1984-85	Perry Young, F	536
1985-86	Dell Curry, G	722
1986-87	Wally Lancaster, G	462
1987-88	Bimbo Coles, G	702
1988-89	Bimbo Coles, G	717
1989-90	Bimbo Coles, G	*785
1990-91	Antony Moses, G-F	465
1991-92	Thomas Elliott, F	337
1992-93	Thomas Elliott, F	321
1993-94	Jay Purcell, G	372
1994-95	Shawn Smith, F	560
1995-96	Ace Custis, F	390
1996-97	Ace Custis, F	456
1997-98	Rolan Roberts, F	366
1998-99	Eddie Lucas, G	418
1999-00	Dennis Mims, F	412
2000-01	Brian Chase, G	297
2001-02	Brian Chase, G	317
2002-03	Bryant Matthews, F	503
2003-04	Bryant Matthews, F	641
2004-05	Zabian Dowdell, G	431
2005-06	Zabian Dowdell, G	460
2006-07	Zabian Dowdell, G	592
2007-08	A.D. Vassallo, G	592
2008-09	A.D. Vassallo, G	648



Zabian Dowdell led the Hokies in points and scoring average each of his final three seasons.



Dale Solomon is the last player to lead Virginia Tech in scoring four straight seasons.

SCORING AVERAGE

Season	Name, Position	Avg.
1956-57	Abe Coates, C	16.1
1957-58	Bob Ayersman, F	20.7
1958-59	Bob Ayersman, F	26.5
1959-60	Chris Smith, C	22.2
1960-61	Chris Smith, C	19.9
1961-62	Bucky Keller, G	21.7
1962-63	Howard Pardue, F	18.6
1963-64	Howard Pardue, F	20.5
1964-65	John Wetzel, F	14.3
1965-66	John Wetzel, F	18.5
1966-67	Glen Combs, G	21.3
1967-68	Glen Combs, G	20.9
1968-69	Chris Ellis, G	19.7
1969-70	Loyd King, G	19.3
1970-71	Loyd King, G	21.3
1971-72	Allan Bristow, F	25.0
1972-73	Allan Bristow, C	23.9
1973-74	Craig Lieder, F	17.8
1974-75	Russell Davis, F	18.8
1975-76	Russell Davis, F	20.1
1976-77	Duke Thorpe, F	15.6
1977-78	Ron Bell, G	16.3

1978-79	Dale Solomon, C	17.8
1979-80	Dale Solomon, F	16.7
1980-81	Dale Solomon, C	21.0
1981-82	Dale Solomon, C	18.2
1982-83	Perry Young, F	16.1
1983-84	Dell Curry, G	19.3
1984-85	Perry Young, F	18.5
1985-86	Dell Curry, G	24.1
1986-87	Wally Lancaster, G	17.1
1987-88	Bimbo Coles, G	24.2
1988-89	Bimbo Coles, G	*26.6
1989-90	Bimbo Coles, G	25.3
1990-91	Antony Moses, G-F	16.0
1991-92	Thomas Elliott, F	12.0
1992-93	Thomas Elliott, F	11.9
1993-94	Jay Purcell, G	13.3
1994-95	Shawn Smith, F	16.0
1995-96	Ace Custis, F	13.4
1996-97	Ace Custis, F	14.7
1997-98	Rolan Roberts, F	13.6
1998-99	Eddie Lucas, G	14.9
1999-00	Dennis Mims, F	14.2
2000-01	Brian Chase, G	12.9
2001-02	Carlos Dixon, G-F	12.2
2002-03	Bryant Matthews, F	17.3
2003-04	Bryant Matthews, F	22.1
2004-05	Zabian Dowdell, G	14.4

VIRGINIA TECH BASKETBALL 2009-2010

2005-06	Zabian Dowdell, G.....	15.3
2006-07	Zabian Dowdell, G.....	17.4
2007-08	A.D. Vassallo, G.....	16.9
2008-09	A.D. Vassallo, G.....	19.1

2005-06	Zabian Dowdell, G.....	164
2006-07	Zabian Dowdell, G.....	197
2007-08	A.D. Vassallo, G.....	206
2008-09	A.D. Vassallo, G.....	232

FIELD GOALS MADE

Season	Name, Position	FGs
1956-57	Abe Coates, C.....	113
1957-58	Bob Ayersman, F.....	146
1958-59	Bob Ayersman, F.....	204
1959-60	Chris Smith, C.....	209
1960-61	Chris Smith, C.....	169
1961-62	Howard Pardue, F.....	220
1962-63	Howard Pardue, F.....	190
1963-64	Howard Pardue, F.....	195
1964-65	John Wetzel, F.....	135
1965-66	John Wetzel, F.....	161
1966-67	Glen Combs, G.....	240
1967-68	Glen Combs, G.....	221
1968-69	Chris Ellis, G.....	217
1969-70	Loyd King, G.....	170
1970-71	Loyd King, G.....	204
1971-72	Allan Bristow, F.....	246
1972-73	Allan Bristow, C.....	261
1973-74	Craig Lieder, F.....	168
1974-75	Russell Davis, F.....	189
1975-76	Russell Davis, F.....	209
1976-77	Duke Thorpe, F.....	178
1977-78	Ron Bell, G.....	178
1978-79	Dale Solomon, C.....	205
1979-80	Dale Solomon, F.....	194
1980-81	Dale Solomon, C.....	211
1981-82	Dale Solomon, C.....	215
1982-83	Perry Young, F.....	213
1983-84	Dell Curry, G.....	293
1984-85	Dell Curry, G.....	225
1985-86	Dell Curry, G.....	*305
1986-87	Wally Lancaster, G.....	166
1987-88	Bimbo Coles, G.....	241
1988-89	Bimbo Coles, G.....	249
1989-90	Bimbo Coles, G.....	280
1990-91	Antony Moses, G-F.....	179
1991-92	Thomas Elliott, F.....	124
1992-93	Thomas Elliott, F.....	112
1993-94	Ace Custis, F.....	127
1994-95	Ace Custis, F.....	215
1995-96	Ace Custis, F.....	155
1996-97	Ace Custis, F.....	163
1997-98	Rolan Roberts, F.....	143
1998-99	Rolan Roberts, F.....	151
1999-00	Dennis Mims, F.....	160
2000-01	Carlos Dixon, G.....	97
2001-02	Terry Taylor, C.....	110
2002-03	Bryant Matthews, F.....	178
2003-04	Bryant Matthews, F.....	219
2004-05	Zabian Dowdell, G.....	154


FIELD GOAL PERCENTAGE

Season	Name, Position	FG%
1956-57	Larry Hemmings, F.....	.410
1957-58	Chris Smith, C.....	.515
1958-59	Chris Smith, C.....	.502
1959-60	Chris Smith, C.....	.487
1960-61	Chris Smith, C.....	.506
1961-62	Frank Alvis, G.....	.500
1962-63	Frank Alvis, G.....	.481
1963-64	John Wetzel, F.....	.481
1964-65	John Wetzel, F.....	.521
1965-66	Ted Ware, F.....	.522
1966-67	Ted Ware, C.....	.556
1967-68	Glen Combs, G.....	.501
1968-69	Dan Wetzel, C.....	.467
1969-70	Loyd King, G.....	.455
1970-71	Charlie Lipscomb, C.....	.490
1971-72	Randy Minix, G.....	.514



Perry Young led the Hokies in many statistical categories during the 1980s.

1972-73	Craig Lieder, F.....	.530
1973-74	Duke Thorpe, F.....	.543
1974-75	Duke Thorpe, F.....	.546
1975-76	Duke Thorpe, F.....	*.657
1976-77	Duke Thorpe, F.....	.603
1977-78	Tic Price, F.....	.529
1978-79	Dale Solomon, C.....	.566
1979-80	Dale Solomon, F.....	.564
1980-81	Dale Solomon, C.....	.549
1981-82	Dale Solomon, C.....	.592
1982-83	Bobby Beecher, C.....	.570
1983-84	Perry Young, F.....	.570
1984-85	Al Young, G.....	.538
1985-86	Dell Curry, G.....	.529
1986-87	Roy Brow, C.....	.515
1987-88	Greg Brink, F-C.....	.537
1988-89	Eric Sanders, C.....	.488
1989-90	David Herbster, C.....	.481
1990-91	Thomas Elliott, F.....	.505
1991-92	Erik Wilson, C.....	.474
1992-93	Shawn Smith, C.....	.486
1993-94	Ace Custis, F.....	.523
1994-95	Shawn Good, G.....	.537
1995-96	Ace Custis, F.....	.506
1996-97	Keefe Matthews, C.....	.468
1997-98	Rolan Roberts, F.....	.534
1998-99	Rolan Roberts, F.....	.472



Ted Ware led the Hokies in field goal percentage in the 1965-66 and 1966-67 seasons.

YEAR-BY-YEAR LEADERS

VIRGINIA TECH BASKETBALL 2009-2010

1999-00	Dennis Mims, F.....	526
2000-01	Mibindo Dongo, F.....	556
2001-02	Terry Taylor, C.....	534
2002-03	Terry Taylor, C.....	529
2003-04	Bryant Matthews, F.....	473
	Coleman Collins, F.....	473
2004-05	Deron Washington, F.....	476
2005-06	Coleman Collins, F/C.....	511
2006-07	Deron Washington, F.....	503
2007-08	A.D. Vassallo, G.....	443
2008-09	Jeff Allen, F.....	488

1998-99	Rolan Roberts, F.....	83
1999-00	Dennis Mims, F.....	92
2000-01	Bryant Matthews, F.....	64
2001-02	Terry Taylor, C.....	91
2002-03	Terry Taylor, C.....	110
2003-04	Bryant Matthews, F.....	172
2004-05	Coleman Collins, C.....	90
2005-06	Coleman Collins, F/C.....	92
2006-07	Zabian Dowdell, G.....	154
2007-08	Deron Washington, F.....	147
2008-09	Malcolm Delaney, G.....	225


1968-69	Chris Ellis, G.....	816
1969-70	Tom Trice, F.....	754
1970-71	Loyd King, G.....	825
1971-72	Craig Lieder, F.....	776
1972-73	Craig Lieder, F.....	817
1973-74	Craig Lieder, F.....	823
1974-75	Russell Davis, F.....	836
1975-76	Russell Davis, F.....	778
1976-77	Phil Thieneman, F.....	*916
1977-78	Les Henson, F.....	727
1978-79	Les Henson, F.....	821
1979-80	Wayne Robinson, C.....	781
1980-81	Dale Solomon, C.....	852
1981-82	Jeff Schneider, G.....	810
1982-83	Bobby Beecher, C.....	913
1983-84	Bobby Beecher, F.....	774
1984-85	Dell Curry, G.....	758
1985-86	Bobby Beecher, F.....	800
1986-87	Tim Anderson, F.....	731
1987-88	Wally Lancaster, G.....	742
1988-89	Wally Lancaster, G.....	797
1989-90	Rod Wheeler, G.....	779
1990-91	Rod Wheeler, G.....	826
1991-92	Thomas Elliott, F.....	723
1992-93	Jim Jackson, F.....	782
1993-94	Jim Jackson, F.....	802
1994-95	David Jackson, F.....	798

FREE THROWS MADE

Season	Name, Position	FTs
1956-57	Abe Coates, C.....	128
1957-58	Bob Ayersman, F.....	101
1958-59	Bob Ayersman, F.....	148
1959-60	Chris Smith, C.....	159
1960-61	Bob Ayersman, F.....	105
1961-62	Bucky Keller, G.....	169
1962-63	Berry Benfield, C.....	85
1963-64	Paul Long, G.....	87
1964-65	John Wetzel, F.....	64
1965-66	John Wetzel, F.....	123
1966-67	Glen Combs, G.....	96
1967-68	Wayne Mallard, G.....	90
1968-69	Dan Wetzel, C.....	82
1969-70	Loyd King, G.....	90
1970-71	Allan Bristow, F.....	140
1971-72	Allan Bristow, F.....	158
1972-73	Allan Bristow, C.....	122
1973-74	Craig Lieder, F.....	107
1974-75	Russell Davis, F.....	112
1975-76	Russell Davis, F.....	144
1976-77	Phil Thieneman, F.....	98
1977-78	Ron Bell, G.....	85
1978-79	Dale Solomon, C.....	124
1979-80	Wayne Robinson, C.....	114
1980-81	Dale Solomon, C.....	167
1981-82	Dale Solomon, C.....	98
1982-83	Perry Young, F.....	122
1983-84	Perry Young, F.....	162
1984-85	Perry Young, F.....	122
1985-86	Dell Curry, G.....	112
1986-87	Bimbo Coles, G.....	78
1987-88	Bimbo Coles, G.....	*200
1988-89	Bimbo Coles, G.....	157
1989-90	Bimbo Coles, G.....	158
1990-91	Rod Wheeler, G.....	109
1991-92	Thomas Elliott, F.....	60
1992-93	Thomas Elliott, F.....	86
1993-94	Shawn Smith, F.....	80
1994-95	Shawn Smith, F.....	137
1995-96	Shawn Smith, F.....	100
1996-97	Ace Custis, F.....	119
1997-98	Rolan Roberts, F.....	74

FREE THROW PERCENTAGE

Season	Name, Position	FT%
1956-57	Dave Kuhn, F.....	.790
1957-58	Earl Gilbert, G.....	.760
1958-59	Bob Ayersman, F.....	.755
1959-60	Lewis Mills, G.....	.784
1960-61	Lee Melear, G.....	.823
1961-62	Bucky Keller, G.....	.820
1962-63	Howard Pardue, F.....	.825
1963-64	Howard Pardue, F.....	.872
1964-65	Mickey McDade, G.....	.756
1965-66	John Wetzel, F.....	.866
1966-67	Glen Combs, G.....	.800
1967-68	Wayne Mallard, G.....	.818



Shawn Smith led the Hokies in free throws made from 1994-96.



John Rivers led the Hokies in rebounding all four of his years with the Hokies.

1995-96	Damon Watlington, G	815
1996-97	Troy Manns, G	791
1997-98	Brendan Dunlop, G	767
1998-99	Eddie Lucas, G	855
1999-00	Brian Chase, G	756
2000-01	Brian Chase, G	810
2001-02	Brian Chase, G	851
2002-03	Dimari Thompkins, F	711
2003-04	Zabian Dowdell, G	689
2004-05	Carlos Dixon, F	772
2005-06	Zabian Dowdell, G	696
2006-07	Zabian Dowdell, G	806
2007-08	A.D. Vassallo, G	760
2008-09	Malcolm Delaney, G	869

REBOUNDS

Season	Name, Position	Rebs
1956-57	Abe Coates, C	314
1957-58	Chris Smith, C	222
1958-59	Chris Smith, C	429
1959-60	Chris Smith, C	*495
1960-61	Chris Smith, C	362
1961-62	Howard Pardue, F	265
1962-63	Howard Pardue, F	232
1963-64	Howard Pardue, F	204
1964-65	Bob King, C	190
1965-66	John Wetzel, F	212
1966-67	Ken Talley, C	301
1967-68	Ted Ware, C	230
1968-69	Dan Wetzel, C	224
1969-70	Charlie Lipscomb, C	229
1970-71	Allan Bristow, F	327

1971-72	Allan Bristow, F	348
1972-73	Allan Bristow, C	312
1973-74	Craig Lieder, F	202
1974-75	Kyle McKee, C	221
1975-76	Russell Davis, F	210
1976-77	Duke Thorpe, F	240
1977-78	Wayne Robinson, C	249
1978-79	Wayne Robinson, F	283
1979-80	Wayne Robinson, C	238
1980-81	Calvin Oldham, F	225
1981-82	Calvin Oldham, F	226
1982-83	Bobby Beecher, C	209
1983-84	Perry Young, F	234
1984-85	Perry Young, F	215
1985-86	Bobby Beecher, F	246
1986-87	Tim Anderson, F	249
1987-88	Greg Brink, F/C	212
1988-89	John Rivers, F	216
1989-90	John Rivers, F	216
1990-91	John Rivers, F	251
1991-92	John Rivers, F	220
1992-93	Thomas Elliott, F	186
1993-94	Ace Custis, F	255
1994-95	Ace Custis, F	369
1995-96	Ace Custis, F	275
1996-97	Ace Custis, F	278
1997-98	Rolan Roberts, F	172
1998-99	Rolan Roberts, F	164
1999-00	Dennis Mims, F	220
2000-01	Bryant Matthews, F	136
2001-02	Carlton Carter, F-C	229
2002-03	Bryant Matthews, F	206
2003-04	Bryant Matthews, F	259
2004-05	Coleman Collins, C	195
2005-06	Jamon Gordon, G	179
2006-07	Deron Washington, F	181
2007-08	Jeff Allen, F	251
2008-09	Jeff Allen, F	277

REBOUND AVERAGE

Season	Name, Position	Avg.
1956-57	Abe Coates, C	14.3
1957-58	Chris Smith, C	11.7
1958-59	Chris Smith, C	*20.4
1959-60	Chris Smith, C	19.0
1960-61	Chris Smith, C	16.5
1961-62	Howard Pardue, F	10.6
1962-63	Howard Pardue, F	9.7
1963-64	Howard Pardue, F	8.9
1964-65	Bob King, C	8.6
1965-66	John Wetzel, F	8.8
1966-67	Ken Talley, C	11.1
1967-68	Ted Ware, C	9.2
1968-69	Dan Wetzel, C	8.6
1969-70	Charlie Lipscomb, C	10.4
1970-71	Allan Bristow, F	13.1
1971-72	Allan Bristow, F	13.4
1972-73	Allan Bristow, C	11.6
1973-74	Craig Lieder, F	8.1
1974-75	Kyle McKee, C	8.5
1975-76	Russell Davis, F	7.5
1976-77	Duke Thorpe, F	8.3
1977-78	Wayne Robinson, C	9.2
1978-79	Wayne Robinson, F	9.1
1979-80	Wayne Robinson, C	8.2
1980-81	Calvin Oldham, F	8.0
1981-82	Calvin Oldham, F	7.3
1982-83	Bobby Beecher, C	6.1
1983-84	Perry Young, F	6.7
1984-85	Perry Young, F	7.4
1985-86	Bobby Beecher, F	7.9
1986-87	Tim Anderson, F	8.9
1987-88	Greg Brink, F/C	7.3
1988-89	John Rivers, F	7.7
1989-90	John Rivers, F	7.0
1990-91	John Rivers, F	9.0



Wayne Robinson was the Hokies' top rebounder for three seasons from 1977-80.

YEAR-BY-YEAR LEADERS

VIRGINIA TECH BASKETBALL 2009-2010

1991-92	John Rivers, F	8.1
1992-93	Thomas Elliott, F	6.9
1993-94	Ace Custis, F	9.1
1994-95	Ace Custis, F	10.5
1995-96	Ace Custis, F	9.5
1996-97	Ace Custis, F	9.0
1997-98	Rolan Roberts, F	6.4
1998-99	Rolan Roberts, F	5.9
1999-00	Dennis Mims, F	7.6
2000-01	Carlton Carter, C	6.2
2001-02	Carlton Carter, C	8.2
2002-03	Terry Taylor, C	7.3
2003-04	Bryant Matthews, F	8.9
2004-05	Coleman Collins, C	7.0
2005-06	Coleman Collins, F/C	6.8
2006-07	Deron Washington, F	5.3
2007-08	Jeff Allen, F	7.6
2008-09	Jeff Allen, F	8.4

ASSISTS

Season	Name, Position	Asts.
1979-80	Dexter Reid, G	93
1980-81	Jeff Schneider, G	70
1981-82	Jeff Schneider, G	120
1982-83	Al Young, G	138
1983-84	Al Young, G	134
1984-85	Al Young, G	118
1985-86	Dell Curry, G	113
1986-87	Bimbo Coles, G	112
1987-88	Bimbo Coles, G	*172
1988-89	Bimbo Coles, G	141
1989-90	Bimbo Coles, G	122
1990-91	Rod Wheeler, G	91



Al Young led Tech in assists during the 1982-83 season, when the Hokies set a school record with 561 total assists.



Carlos Dixon is among Virginia Tech's all-time leaders in steals and blocked shots.

1991-92	Jay Purcell, G	119
1992-93	Jay Purcell, G	101
1993-94	Jay Purcell, G	91
1994-95	Damon Watlington, G	108
	Shawn Good, G	108
1995-96	Shawn Smith, F	81
1996-97	Troy Manns, G	138
1997-98	Jenis Grindstaff, G	94
1998-99	Brendan Dunlop, G	111
1999-00	Brendan Dunlop, G	103
2000-01	Carlos Dixon, G	77
2001-02	Carlos Dixon, G	74
2002-03	Bryant Matthews, F	64
2003-04	Jamon Gordon, G	107
2004-05	Jamon Gordon, G	120
2005-06	Jamon Gordon, G	133
2006-07	Jamon Gordon, G	154
2007-08	Hank Thorns, G	113
2008-09	Malcolm Delaney, G	152

STEALS

Season	Name, Position	Stls.
1979-80	Reggie Steppe, G	33
1980-81	Reggie Steppe, G	58
1981-82	Reggie Steppe, G	63
1982-83	Dell Curry, G	58
1983-84	Dell Curry, G	*89
1984-85	Al Young, G	71
1985-86	Dell Curry, G	79
1986-87	Tim Anderson, F	51
1987-88	Bimbo Coles, G	60

1988-89	Bimbo Coles, G	52
1989-90	Bimbo Coles, G	70
1990-91	Rod Wheeler, G	52
1991-92	Jay Purcell, G	43
1992-93	Jay Purcell, G	41
1993-94	Ace Custis, F	43
1994-95	Shawn Good, G	56
1995-96	Ace Custis, F	50
1996-97	Ace Custis, F	53
1997-98	Brendan Dunlop, G	40
1998-99	Brendan Dunlop, G	38
	Rolan Roberts, F	38
1999-00	Brendan Dunlop, G	43
2000-01	Carlos Dixon, G	47
2001-02	Carlos Dixon, G	38
2002-03	Bryant Matthews, F	48
2003-04	Bryant Matthews, F	72
2004-05	Jamon Gordon, G	67
2005-06	Zabian Dowdell, G	70
2006-07	Jamon Gordon, G	*94
2007-08	Jeff Allen, F	69
2008-09	Jeff Allen, F	61

BLOCKED SHOTS

Season	Name, Position	Blks.
1979-80	Wayne Robinson, C	42
1980-81	Calvin Oldham, C	19
1981-82	Dale Solomon, F	16
1982-83	Bobby Beecher, C	56
1983-84	Bobby Beecher, C	44
1984-85	Roy Brow, C	34
1985-86	Bobby Beecher, C	42
1986-87	Roy Brow, C	86
1987-88	Roy Brow, C	*100
1988-89	Eric Sanders, F	18
1989-90	John Rivers, F	25
1990-91	Jimmy Carruth, C	55
1991-92	Jimmy Carruth, C	42
1992-93	Jimmy Carruth, C	49
1993-94	Jimmy Carruth, C	68
1994-95	Shawn Smith, F	33
1995-96	Ace Custis, F	30
1996-97	Ace Custis, F	22
1997-98	Rolan Roberts, F	60
1998-99	Rolan Roberts, F	57
1999-00	Dennis Mims, F	58
2000-01	Carlton Carter, C	29
2001-02	Carlton Carter, C	45
2002-03	Bryant Matthews, F	34
2003-04	Bryant Matthews, F	24
2004-05	Jamon Gordon, G	31
2005-06	Coleman Collins, F/C	34
2006-07	Coleman Collins, F/C	35
2007-08	Cheick Diakite, C	41
	Jeff Allen, F	41
2008-09	Jeff Allen, F	42

*Tech record

All players must meet NCAA minimums

TECH'S TOP TEN

POINTS SCORED

Season

1	Bimbo Coles (1989-90)	785
2	Dell Curry (1985-86)	722
3	Bimbo Coles (1988-89)	717
4	Bimbo Coles (1987-88)	702
5	Wally Lancaster (1987-88)	679
6	Dell Curry (1983-84)	674
7	Allan Bristow (1971-72)	650
8	A.D. Vassallo (2008-09)	648
9	Allan Bristow (1972-73)	644
10	Bryant Matthews (2003-04)	641

Career

1	Bimbo Coles (1986-90)	2484
2	Dell Curry (1982-86)	2389
3	Dale Solomon (1978-82)	2136
4	Perry Young (1981-85)	1899
5	A.D. Vassallo (2005-09)	1822
6	Allan Bristow (1970-73)	1804
7	Zabian Dowdell (2003-07)	1785
8	Bob Ayersman (1957-61)	1782
9	Ace Custis (1993-97)	1706
10	Wally Lancaster (1986-89)	1696

SCORING AVERAGE

Season

1	Bimbo Coles (1988-89)	26.6
2	Bob Ayersman (1958-59)	26.5
3	Bimbo Coles (1989-90)	25.3
4	Allan Bristow (1971-72)	25.0
5	Bimbo Coles (1987-88)	24.2
6	Dell Curry (1985-86)	24.1
7	Allan Bristow (1972-73)	23.9
8	Wally Lancaster (1987-88)	23.4
9	Chris Smith (1959-60)	22.2
10	Bryant Matthews (2003-04)	22.1

Career

1	Allan Bristow (1970-73)	23.1
2	Bimbo Coles (1986-90)	21.6
3	Wally Lancaster (1986-89)	20.7
4	Bob Ayersman (1957-61)	20.5
5	Howard Pardue (1961-64)	20.0
6	Russell Davis (1974-76)	19.5
7	Dell Curry (1982-86)	18.9
8	Chris Smith (1957-61)	18.6
9	Dale Solomon (1978-82)	18.4
10	Bucky Keller (1959-62)	18.2

FIELD GOALS MADE

Season

1	Dell Curry (1985-86)	305
2	Dell Curry (1983-84)	293
3	Bimbo Coles (1989-90)	280
4	Allan Bristow (1972-73)	261
5	Bimbo Coles (1988-89)	249
6	Allan Bristow (1971-72)	246
7	Bimbo Coles (1987-88)	241
8	Glen Combs (1966-67)	240
9	Perry Young (1983-84)	239
	Wally Lancaster (1987-88)	239

Career

1	Dell Curry (1982-86)	1021
2	Bimbo Coles (1986-90)	871
3	Dale Solomon (1978-82)	825
4	Perry Young (1981-85)	722
5	Allan Bristow (1970-73)	692
6	Bob Ayersman (1957-61)	660
	Ace Custis (1993-97)	660
8	Bobby Beecher (1982-86)	640
9	A.D. Vassallo (2005-09)	639
10	Zabian Dowdell (2003-07)	622


FIELD GOAL PERCENTAGE

Season

1	Duke Thorpe (1975-76)	.657
2	Duke Thorpe (1976-77)	.603
3	Dale Solomon (1981-82)	.592
4	Bobby Beecher (1982-83)	.570
	Perry Young (1983-84)	.570
6	Al Young (1983-84)	.568
7	Dale Solomon (1978-79)	.566
8	Dale Solomon (1979-80)	.564
9	Ted Ware (1965-66)	.556
10	Dale Solomon (1981-82)	.549

Career

1	Duke Thorpe (1973-77)	.600
2	Dale Solomon (1978-82)	.567
3	Al Young (1981-85)	.548
4	Calvin Oldham (1980-82)	.532
5	Terry Taylor (2001-03)	.531
6	Russell Davis (1974-76)	.525
7	Ted Ware (1965-68)	.524
8	Wayne Robinson (1976-80)	.517
	Les Henson (1976-80)	.517
	Perry Young (1981-85)	.517



Duke Thorpe is Virginia Tech's all-time leader in field goal percentage.

TECH'S TOP TEN

VIRGINIA TECH BASKETBALL 2009-2010

FREE THROWS MADE

Season

1	Malcolm Delaney (2008-09)	225
2	Bimbo Coles (1987-88)	200
3	Sumner Tilson (1950-51)	191
4	Bryant Matthews (2003-04)	172
5	Bucky Keller (1961-62)	169
6	Dale Solomon (1980-81)	167
7	Perry Young (1983-84)	162
8	Chris Smith (1959-60)	159
9	Allan Bristow (1971-72)	158
	Bimbo Coles (1989-90)	158

Career

1	Bimbo Coles (1986-90)	593
2	Dale Solomon (1978-82)	486
3	Bob Ayersman (1957-61)	462
4	Perry Young (1981-85)	455
5	Bill Matthews (1952-56)	440
6	Allan Bristow (1970-73)	420
7	Bryant Matthews (2000-04)	410
8	Chris Smith (1957-61)	398
9	Sumner Tilson (1948-51)	386
10	Shawn Smith (1992-96)	379

FREE THROW PERCENTAGE

Season (minimum 60 attempts)

1	Phil Thieneman (1976-77)	.916
2	Bobby Beecher (1982-83)	.913
3	Howard Pardue (1963-64)	.872
4	Malcolm Delaney (2008-09)	.869
5	John Wetzel (1965-66)	.866
6	Eddie Lucas (1998-99)	.855
7	Dale Solomon (1980-81)	.852
8	Dell Curry (1982-83)	.850
9	Paul Long (1963-64)	.844
10	Russell Davis (1974-75)	.836

Career

1	Malcolm Delaney (2007-09)	.845
2	Phil Thieneman (1974-77)	.842
3	Howard Pardue (1961-64)	.827
4	Eddie Lucas (1997-99)	.817
5	Craig Lieder (1971-74)	.811
6	Bobby Beecher (1982-86)	.807
7	Russell Davis (1974-76)	.803
8	Brian Chase (2000-03)	.800

Chris Smith leads Virginia Tech in career rebounds and rebounding average.

9	John Wetzel (1963-66)	.799
10	Loyd King (1968-71)	.794

REBOUNDS

Season

1	Chris Smith (1959-60)	495
2	Bill Matthews (1954-55)	470
3	Chris Smith (1958-59)	429
4	Bill Matthews (1955-56)	370
5	Ace Custis (1994-95)	369
6	Chris Smith (1960-61)	362
7	Allan Bristow (1971-72)	348
8	Bill Matthews (1953-54)	327
	Allan Bristow (1970-71)	327
10	Abe Coates (1956-57)	314

Career


1	Chris Smith (1957-61)	1508
2	Bill Matthews (1952-56)	1379
3	Ace Custis (1993-97)	1177

4	Allan Bristow (1970-73)	987
5	John Rivers (1988-92)	903
6	Dale Solomon (1978-82)	856
7	Wayne Robinson (1976-80)	852
8	Bobby Beecher (1982-86)	797
9	Perry Young (1981-85)	779
10	Duke Thorpe (1973-77)	756

REBOUND AVERAGE

Season

1	Chris Smith (1958-59)	20.4
2	Chris Smith (1959-60)	19.0
3	Bill Matthews (1954-55)	18.8
4	Chris Smith (1960-61)	16.5
5	Bill Matthews (1955-56)	14.8
6	Abe Coates (1956-57)	14.3
7	Allan Bristow (1971-72)	13.4
8	Allan Bristow (1970-71)	13.1
9	Bill Matthews (1953-54)	12.1
10	Chris Smith (1957-58)	11.7






Career

1	Chris Smith (1957-61).....	17.1
2	Bill Matthews (1952-56).....	13.8
3	Allan Bristow (1970-73).....	12.7
4	Howard Pardue (1961-64).....	9.7
5	Ace Custis (1993-97).....	9.5
6	Charlie Lipscomb (1969-72).....	9.4
7	Barry Benfield (1961-64).....	8.9
8	Bob Ayersman (1957-61).....	8.5
9	Ted Ware (1965-68).....	8.3
10	John Rivers (1988-92).....	7.9

ASSISTS

Season

1	Dave Sensibaugh (1975-76).....	192
2	Bimbo Coles (1987-88).....	172
3	Jamon Gordon (2006-07).....	154
4	Malcolm Delaney (2008-09).....	152
5	Bimbo Coles (1988-89).....	141



Dell Curry is Tech's career leader in steals, with 295.



Jamon Gordon finished his career in second place in career assists at Virginia Tech, with 514.

6	Troy Manns (1996-97).....	138
	Al Young (1982-83).....	138
8	Al Young (1983-84).....	134
9	Jamon Gordon (2005-06).....	133
10	Dexter Reid (1977-78).....	123

Career

1	Bimbo Coles (1986-90).....	547
2	Jamon Gordon (2003-07).....	514
3	Al Young (1981-85).....	468
4	Dell Curry (1982-86).....	407
5	Zabian Dowdell (2003-07).....	380
6	Jay Purcell (1990-94).....	369
7	Brendan Dunlap (1996-00).....	329
8	Shawn Good (1993-96).....	316
9	Perry Young (1981-85).....	311
10	Damon Watlington (1993-96).....	277

STEALS

Season

1	Jamon Gordon (2006-07).....	94
2	Dell Curry (1983-84).....	89
3	Dell Curry (1985-86).....	79
4	Bryant Matthews (2003-04).....	72
5	Al Young (1984-85).....	71
	Zabian Dowdell (2006-07).....	71
7	Bimbo Coles (1989-90).....	70
	Zabian Dowdell (2005-06).....	70
9	Dell Curry (1984-85).....	69
	Jeff Allen (2007-08).....	69

Career

1	Dell Curry (1982-86).....	295
2	Jamon Gordon (2003-07).....	290
3	Zabian Dowdell (2003-07).....	241
4	Bimbo Coles (1986-90).....	216
5	Al Young (1981-85).....	201
6	Ace Custis (1994-97).....	199
7	Reggie Steppe (1979-83).....	197
8	Bryant Matthews (2000-04).....	184
9	Carlos Dixon (2000-05).....	183
10	Deron Washington (2004-08).....	151

BLOCKED SHOTS

Season

1	Roy Brow (1987-88).....	100
2	Roy Brow (1986-87).....	86
3	Jimmy Carruth (1993-94).....	68
4	Rolan Roberts (1997-98).....	60
5	Rolan Roberts (1998-99).....	57
6	Bobby Beecher (1982-83).....	56
7	Rolan Roberts (1999-2000).....	50
8	Jimmy Carruth (1992-93).....	49
9	Bobby Beecher (1983-84).....	44
	Wayne Robinson (1977-78).....	44

Career

1	Roy Brow (1984-88).....	251
2	Jimmy Carruth (1990-94).....	194
3	Bobby Beecher (1982-86).....	170
4	Rolan Roberts (1997-00).....	167
5	Cheick Diakite (2005-09).....	125
6	Wayne Robinson (1976-80).....	119
7	Deron Washington (2004-08).....	115
8	Les Henson (1976-80).....	109
9	John Rivers (1988-92).....	108
10	Dennis Mims (1998-00).....	107

Note - Prior to 1977, assists, steals and blocked shots records are incomplete


SERIES RECORDS

ATLANTIC COAST CONFERENCE TEAMS

Tech Record			First Met	Last Played	Tech at Home	
W	L				W	L
6	10	Boston College	1981	08-09	4	3
11	10	Clemson	1925	08-09	6	5
7	35	Duke	1911	08-09	4	9
17	24	Florida State	1968	08-09	11	7
9	3	Georgia Tech	1920	08-09	5	0
8	26	Maryland	1925	08-09	5	9
8	8	Miami	2000	08-09	3	4
12	59	North Carolina	1911	08-09	5	18
11	34	North Carolina State	1914	08-09	5	11
50	79	Virginia	1914	08-09	26	15
25	26	Wake Forest	1911	08-09	18	8

OTHERS MET SINCE 1950

Tech Record			First Met	Last Played	Tech at Home	
W	L				W	L
1	0	Akron	1975	75-76	1	0
5	9	Alabama	1928	89-90	3	2
4	2	American U.	1938	02-03	1	0
6	1	Appalachian State	1969	06-07	6	1
1	0	Arkansas-Little Rock	1978	77-78	1	0
1	1	Army	1969	76-77	1	0
2	5	Auburn	1920	99-00	2	0
1	0	Augusta	1982	82-83	1	0
1	0	Austin Peay	1974	74-75	0	0
1	2	Baylor	1960	08-09	0	1
1	0	Bethune-Cookman	2004	04-05	1	0



Virginia Tech will travel to Iowa on Dec. 1 to play the Hawkeyes in the Big Ten/ACC Challenge, a rematch of the Hokies' win over Iowa in the 2007 Challenge.

Tech Record			First Met	Last Played	Tech at Home	
W	L				W	L
2	0	Birmingham Southern	1975	76-77	2	0
1	2	Bowling Green	1967	05-06	1	1
0	1	Brigham Young	1967	67-68	0	0
1	0	Brown	1977	77-78	1	0
1	0	Bucknell	1969	69-70	1	0
1	0	Buffalo State	1978	78-79	1	0
0	1	Butler	2007	07-08	0	0
0	1	California	1991	91-92	0	0
2	0	Campbell	1979	06-07	2	0
2	0	Canisius	1978	94-95	1	0
1	0	Centenary	1958	58-59	0	0
1	0	Chaminade	1985	85-86	0	0
5	1	Univ. of Charleston	1921	83-84	4	1
3	0	Charleston Southern	1976	08-09	2	0
18	12	Cincinnati	1979	90-91	10	3
17	2	Citadel	1920	65-66	9	1
1	0	CCNY	1978	78-79	1	0
4	0	Coastal Carolina	1993	98-99	4	0
0	1	Colorado	1996	96-97	0	0
1	0	Columbia	2008	08-09	0	0
1	6	Connecticut	2000	03-04	1	3
2	0	Coppin State	1985	06-07	2	0
0	1	Creighton	1989	89-90	0	0
20	19	Davidson	1910	71-72	11	9
8	5	Dayton	1960	99-00	5	0
2	2	Delaware	1920	78-79	0	0
1	0	Delaware State	1994	94-95	1	0
1	1	DePaul	1975	75-76	1	0
8	5	Duquesne	1950	08-09	6	0
12	5	East Carolina	1962	03-04	11	0
13	3	East Tennessee State	1959	00-01	9	1
6	6	Eastern Kentucky	1950	74-75	5	0
1	0	Eastern Washington	2007	07-08	0	0
13	7	Elon	1914	08-09	12	5
3	0	Fairfield	1973	08-09	0	0
2	0	Fairleigh Dickinson	1975	76-77	2	0
5	4	Florida	1961	91-92	2	0
3	0	Florida Atlantic	1993	94-95	2	0
1	1	Florida International	1993	93-94	0	1
9	0	Fordham	1982	99-00	4	0
1	0	Fredonia State	1983	82-83	1	0
13	12	Furman	1925	64-65	7	4
1	0	Gardner-Webb	2008	08-09	1	0
1	1	George Mason	1991	91-92	1	0
5	8	Georgetown	1915	03-04	2	1
36	36	George Washington	1921	07-08	23	9
1	5	Georgia	1963	08-09	1	2
5	0	Georgia Southern	1971	96-97	5	0
4	1	Guilford	1913	55-56	3	0
0	1	Gonzaga	2007	07-08	0	0
21	10	Hampden-Sydney	1910	51-52	14	5
1	0	Hawaii-Hilo	1996	96-97	0	0
1	1	High Point	1952	00-01	1	0
1	0	Hofstra	2007	07-08	0	0
1	2	Houston	1968	73-74	0	0
1	0	Idaho State	1967	67-68	0	0
1	2	Illinois	1994	06-07	0	0
1	0	Illinois State	1999	99-00	0	0
1	2	Indiana	1967	79-80	0	0
0	1	Indiana State	1979	78-79	0	0
1	0	Iowa	2006	06-07	1	0
1	0	Iowa State	1984	84-85	0	0

VIRGINIA TECH BASKETBALL 2009-2010

Tech Record			First Met	Last Played	Tech at Home		Tech Record		First Met	Last Played	Tech at Home		
W	L				W	L	W	L			W	L	
4	1	Jacksonville	1976	86-87	1	0	5	2	Rutgers	1954	03-04	2	0
10	4	James Madison	1978	05-06	6	1	9	5	St. Bonaventure†	1973	02-03	4	1
3	0	Johns Hopkins	1980	81-82	2	0	0	1	St. Francis (Pa.)	1950	50-51	0	0
2	0	Kent State	1970	71-72	1	0	7	6	St. John's	1914	08-09	3	2
1	3	Kentucky	1924	95-96	0	0	3	2	St. Joseph's	1996	99-00	3	0
5	5	La Salle	1996	99-00	3	1	7	0	St. Louis	1978	81-82	3	0
1	1	Lenoir-Rhyne	1922	54-55	1	0	2	0	Samford	1978	78-79	1	0
13	3	Liberty	1979	07-08	8	3	1	0	San Francisco	1989	89-90	0	0
1	0	Longwood	2008	08-09	1	0	1	0	San Francisco State	1987	86-87	1	0
1	0	LSU	1963	63-64	1	0	1	4	Seton Hall	1955	08-09	0	1
0	1	Louisiana Tech	1958	58-59	0	0	2	2	Sewanee (U. of South)	1928	75-76	2	2
2	0	Louisiana-Lafayette	1984	99-00	0	0	1	0	South Alabama	1984	83-84	0	0
8	28	Louisville	1979	94-95	3	13	13	18	South Carolina	1951	97-98	8	3
5	1	Loyola (Md.)	1949	04-05	5	0	2	0	South Carolina State	1982	84-85	2	0
1	0	Marietta	1976	76-77	1	0	4	4	South Florida	1992	94-95	3	1
4	5	Marquette	1976	94-95	1	3	2	0	Southern California	1985	87-88	1	0
9	10	Marshall	1922	06-07	5	4	0	2	Southern Illinois	2006	06-07	0	0
4	0	Maryland-Eastern Shore	1982	04-05	4	0	13	17	Southern Mississippi	1983	94-95	8	5
2	5	Massachusetts	1965	99-00	1	3	1	0	Southwestern (Tx.)	1973	73-74	0	0
12	18	Memphis	1976	04-05	9	4	1	0	Spring Hill	1958	58-59	0	0
1	0	Mercer	1974	73-74	1	0	2	0	Stanford	1972	05-06	0	0
1	1	Miami (Ohio)	1979	85-86	0	0	2	3	Syracuse	1975	03-04	1	0
1	4	Michigan	1974	02-03	0	0	1	0	Tampa	1970	70-71	0	0
0	1	Middle Tenn. St.	1987	87-88	0	0	1	9	Temple	1966	04-05	1	2
1	2	Mississippi	1979	07-08	0	1	8	2	Tennessee	1911	94-95	7	1
6	2	Mississippi State	1959	04-05	4	0	1	2	Tennessee-Chattanooga	1923	04-05	1	0
0	2	Missouri	1987	88-89	0	1	1	0	Tennessee-Martin	1997	97-98	1	0
1	0	Montana	2006	06-07	0	0	1	0	Tennessee State	1986	86-87	1	0
1	0	Montana State	1994	94-95	0	0	1	0	Tennessee Tech	1959	59-60	0	0
1	0	Morehead State	1975	75-76	1	0	1	2	Texas A&M	1965	80-81	0	1
7	0	Morgan State	1985	07-08	7	0	1	0	Texas-Arlington	1969	68-69	1	0
4	0	Mount St. Mary's	2000	08-09	3	0	2	0	Texas Christian	1994	94-95	1	0
3	3	Navy	1914	08-09	1	0	1	0	Texas Tech	1982	82-83	0	0
1	0	Nebraska	1994	94-95	0	0	1	0	Texas Wesleyan	1977	76-77	1	0
2	0	New Hampshire	1977	03-04	2	0	5	4	Toledo	1960	02-03	3	0
2	0	New Mexico	1941	72-73	1	0	3	0	Towson	1983	03-04	2	0
1	0	New Mexico State	1994	94-95	1	0	18	15	Tulane	1957	94-95	10	3
2	0	New Orleans	1979	79-80	1	0	1	0	UAB	2008	07-08	1	0
1	1	New York University	1961	67-68	1	0	1	0	Upsala	1978	77-78	1	0
4	0	North Carolina A&T	1983	05-06	4	0	5	2	Vanderbilt	1923	77-78	2	0
5	0	UNC Asheville	1989	07-08	4	0	1	0	Vermont	1974	74-75	1	0
8	6	UNC Charlotte	1988	99-00	5	1	1	9	Villanova	1968	03-04	1	3
5	0	UNC Greensboro	1993	07-08	4	0	10	10	Virginia Commonwealth	1978	94-95	5	2
1	0	Northeastern	2001	01-02	1	0	85	43	VMI	1909	04-05	50	10
3	0	Northern Illinois	1973	76-77	2	0	1	1	Washington	1974	74-75	0	1
1	3	Notre Dame	1973	03-04	0	2	35	53	Washington & Lee	1909	58-59	20	18
1	0	Ohio Northern	1977	77-78	1	0	0	1	Weber State	1973	73-74	0	0
4	2	Ohio State	1972	05-06	2	0	1	0	West Florida	2006	06-07	1	0
6	2	Ohio University	1967	79-80	4	0	29	46	West Virginia	1921	03-04	16	12
1	0	Ohio Wesleyan	1977	77-78	1	0	3	0	Western Carolina	1992	05-06	3	0
0	1	Oklahoma	1982	82-83	0	0	2	1	Western Kentucky	1980	85-86	1	0
1	2	Oklahoma City	1965	75-76	1	0	0	5	Western Michigan	1976	06-07	0	2
14	8	Old Dominion	1972	07-08	8	2	1	0	Wichita State	1966	65-66	0	0
1	3	Oral Roberts	1974	77-78	0	2	76	41	William & Mary	1917	05-06	46	11
1	0	Oregon	1975	75-76	0	0	1	0	Winthrop	1998	98-99	1	0
4	1	Penn State	1921	07-08	1	0	0	1	Wisconsin	2008	08-09	0	1
3	5	Pittsburgh	1964	03-04	2	1	1	0	Wisconsin-Green Bay	1996	95-96	0	0
5	4	Providence	1982	03-04	3	1	1	1	Wisconsin-Milwaukee	1977	01-02	1	0
2	0	Purdue	1965	66-67	1	0	1	1	Wofford	1988	02-03	1	1
1	3	Quantico	1946	50-51	0	0	2	0	Wright State	1995	95-96	0	0
5	1	Radford	1988	05-06	5	1	4	9	Xavier	1993	08-09	3	3
4	5	Rhode Island	1955	01-02	1	2	0	1	Yale	1967	67-68	0	0
0	1	Rice	1962	62-63	0	0							
69	39	Richmond	1915	08-09	37	11							
1	0	Rider	1984	84-85	1	0							
24	10	Roanoke College	1911	51-52	18	3							

2009-10 opponents and possible opponents in **bold type**.
† - includes forfeit victory from 2002-03

TOP PERFORMANCES

TOP TEAM PERFORMANCES VS. VIRGINIA TECH

Most Points: 133, So. Mississippi, 2-6-88
Most Points in a Half: 69, West Virginia, 2-20-65
Fewest Points in a Half: 4, Washington & Lee, 1-9-59
Field Goals Attempted: 115, Houston, 3-2-68
Field Goals Made: 53, Houston, 3-2-68; So. Mississippi, 1-16-88
Highest Percentage: .679, St. Bonaventure, 38 of 56, 1-8-77
Highest Percentage (Half): .857, William & Mary, 12 of 14, 2-8-82
Lowest Percentage: .176, Washington & Lee, 9 of 51, 1-9-59
Lowest Percentage (Half): .059, Washington & Lee, 1 of 17, 1-9-59
3-PT Field Goals Attempted: 36, Wisconsin-Milwaukee, 12-8-01
3-PT Field Goals Made: 15, La Salle, 3-1-00; Campbell, 12-23-06
3-PT Percentage (min. 8 attempts): .875, M. Tennessee St., 7 of 8, 11-21-87, (min. 10 attempts): .727, Liberty, 8 of 11, 2-24-92
Free Throws Attempted: 61, N.C. State, 12-12-70
Free Throws Made: 42, N.C. State, 12-12-70
Highest Percentage (min. 10 attempts): .960, St. Bonaventure, 24 of 25, 2-6-80
Lowest Percentage (min. 1 made): .111, James Madison, 1 of 9, 12-28-84
Rebounds: 79, Houston, 3-2-68
Assists: 39, So. Mississippi, 1-16-88
Steals: 19, Tulane, 2-9-91
Blocked Shots: 15, Georgetown, 12-20-88
Turnovers: 37, Buffalo St., 11-25-78; VMI, 12-17-83
Fouls: 36, George Mason, 12-4-91

TOP SCORING PERFORMANCES

VIRGINIA TECH		Where	When
Pts.	Player		
52	Allan Bristow vs. G. Washington	Cassell Coliseum	2-21-73
51	Bimbo Coles vs. So. Miss (2OT)	Cassell Coliseum	2-6-88
47	Bob Ayersman vs. Richmond	War Memorial Hall	2-10-59
46	Bill Matthews vs. The Citadel	War Memorial Hall	2-23-56
43	Bimbo Coles vs. Virginia (OT)	Richmond Coliseum	1-25-89
42	Bimbo Coles vs. So. Miss	Cassell Coliseum	2-4-89
	Bimbo Coles vs. Rutgers	Honolulu, Hawaii	12-27-90
41	Chris Smith vs. VMI (OT)	Lexington, Va.	1-19-60
	Dell Curry vs. Cincinnati (2OT)	Riverfront Coliseum	1-18-86
40	Dave Kuhn vs. Furman	Greenville, S.C.	12-15-56
	Lloyd King vs. N.C. State (OT)	Raleigh, N.C.	12-12-70

OPPONENT		Where	When
Pts.	Player		
51	Elvin Hayes, Houston	Houston, Texas	3-2-68
46	Aaron Jackson, Duquesne	Cassell Coliseum	3-18-09
	Darrell Floyd, Furman	Greenville, S.C.	12-10-55
44	George Bryant, East. Kentucky	Richmond, Ky.	1-20-71
	Joe Petcavich, Geo. Washington	War Memorial Hall	2-14-55
43	Darrell Floyd, Furman	Richmond, Va.	3-1-56
42	Derrick Chevious, Missouri	Columbia, Mo.	12-16-87
41	Will Robinson, West Va. (3OT)	Morgantown, W. Va.	1-26-72
	Aaron Stewart, Richmond (2OT)	Richmond, Va.	2-19-73
	John White, So. Miss. (2OT)	Cassell Coliseum	2-6-88

TOP INDIVIDUAL PERFORMANCES VS. VIRGINIA TECH

Points: 51, Elvin Hayes, Houston, 3-2-68
Field Goals Attempted: 41, Elvin Hayes, Houston, 3-2-68
Field Goals Made: 23, Elvin Hayes, Houston, 3-2-68
Field Goal Percentage (min. 10 attempts): .917, Chancellor Nichols, James Madison, 11 of 12, 11-28-90
3-PT Field Goals Attempted: 15, John White, So. Mississippi, 2-6-88 and Darius Rice, Miami, 1-10-01
3-PT Field Goals Made: 7, Darius Rice, Miami, 1-10-01
3-PT Percentage (min. 6 attempts): 1.000, Chris Rainey, Middle Tennessee St., 6 of 6, 11-21-87; Donnie Carr, La Salle, 3-1-00
Free Throws Attempted: 20 (made 15), Byron Irving, Missouri, 1-16-89
Free Throws Made: 17, Derrick Chevious, Missouri, 12-16-87
Free Throws Percentage (min. 10 attempts): 1.000, Jimmy Pitts, Georgia, 14 of 14, 1-29-64; Bernard Royster, Old Dominion, 14 of 14, 11-29-86; Gavin Grant, NC State, 11 of 11, 3-10-07 (ACC Tournament); Cameron Bennerman, NC State, 10 of 10, 2-18-06
Rebounds: 31, Mack Isner, West Virginia, 2-14-52
Assists: 15, Steve Williams, Florida, 1-20-73
Steals: 9, Andre Turner, Memphis St., 2-27-86
Blocked Shots: 8, shared by four players
Turnovers: 13, Curt Reppart, VMI, 11-30-74



The Hokies defeated Duquesne, 116-108, in double overtime in the 2009 NIT in Cassell Coliseum.



**basketball
history**

**VIRGINIA
TECH**

POSTSEASON PLAY


Hokies make postseason three of last four years

The history books continue to be updated as Virginia Tech has made postseason basketball appearances in four of the last five seasons.


A new chapter in Virginia Tech post-season history was written in 2007. The Hokies advanced to the NCAA Tournament for the first time since 1996. Tech defeated Illinois, 54-51, in the first round in Columbus, Ohio, before falling to Southern Illinois, 63-48, in the second round at Nationwide Arena.

Coach Seth Greenberg's team earned a berth into the tournament as an at-large selection following a season that saw the Hokies go 3-0 against teams ranked in the top five and reach the 20-win plateau.

This was the Hokies grand return to the NCAA Tournament following more than a decade's absence.



A.D. Vassallo played in the postseason in his final three years as a Hokie.



The Hokies defeated Illinois, 54-52, in the first round of the 2007 NCAA West Regional in Columbus, Ohio.



Shawn Smith calmly sank two free throws to tie and then win the NIT title game at Madison Square Garden in 1995.



Ace Custis addresses the media following the Hokies' win over Wisconsin-Green Bay in the 1996 NCAA Tournament.

Allan Bristow and the Hokies are welcomed back to campus following their 1973 NIT Championship.



Guided by coach Bill Foster, Virginia Tech basketball hit the jackpot in 1995 and 1996 with a championship run in the National Invitation Tournament and an appearance in the NCAA Tournament.

The players and coaches of the 1994-95 team cemented their names in Hokie basketball lore in one of the most dramatic NITs of all time.

Tech won the title, defeating Marquette in overtime, 65-64, on two free throws by Shawn Smith with 0.7 seconds left. Smith calmly sank the first free throw to tie it. After Marquette called a timeout, Smith made the second.

Fans at Madison Square Garden rushed on the court. Smith ran into the stands to give his father a bear hug. Blacksburg went wild as students and townspeople stormed the downtown area to hail their heroes.

Tech reached the championship game by defeating Clemson, 62-54; Providence, 91-78; New Mexico State, 64-61; and Canisius, 71-59. That Tech team finished with 25 victories, the most in school history.

The next season, Tech qualified for the NCAA Tournament. Drawing a disappointing ninth seed, Tech was placed in the same bracket with power-packed Kentucky.

The Hokies beat Wisconsin-Green Bay in the first round in Dallas, Texas, 61-48, as Shawn Good led the way with 25 points. The Hokies, however, lost in the second round to eventual national champion Kentucky, 84-60.

That Tech team finished with a 23-6 record, one of the best marks in school history.

In all, Tech has made 16 postseason appearances, compiling an overall record of 24-14.

Tech's NIT title in 1995 was the second for the Hokies.



The Hokies had another successful trip to Broadway when they won the 1995 NIT at Madison Square Garden.

POSTSEASON PLAY

VIRGINIA TECH BASKETBALL 2009-2010

Tech also won the crown at Madison Square Garden in 1973 in strikingly similar fashion.

Tech guard Bobby Stevens hit a jumper at the buzzer in overtime to propel the Hokies to a 92-91 victory over the Fighting Irish of Notre Dame and the NIT title. The victory was a highlight of the championship series in which Tech won four games by a total of five points, including a first-round victory over nationally ranked New Mexico, 65-63, on national television.

Tech's first postseason appearance came in 1966, when the Hokies lost to Temple, 88-73, in the NIT's opening round.

A year later, Tech made its first NCAA Tournament appearance, advancing to the finals of the Mideast Regional with wins against Toledo and Indiana. The Hokies fell just short of the Final Four when they dropped a heart-breaking 71-66 overtime decision to Dayton.

In the 1980 Mideast Regional, Tech made headlines with its amazing first-round comeback victory against homestanding Western Kentucky. The Hokies trailed, 48-30, at the half, but rallied to take an 89-85 overtime

win. In the second round against Indiana and Isiah Thomas, Tech came close to an upset. The Hokies trailed by only three points with less than five minutes to go, but fell, 68-59.

The Hokies made it back to the NIT in 1982. Tech advanced to the quarterfinals with impressive wins against Fordham and Mississippi before finally losing to Georgia and high-flying All-American Dominique Wilkins.

In 1983, Tech opened NIT play at home against William & Mary, winning 85-79, then lost on the road at South Carolina, 75-68.

Tech also had the good fortune of opening the 1984 NIT at Cassell Coliseum against Georgia Tech. The Hokies prevailed, 77-74, behind 19-point performances from Dell Curry and Perry Young. A last-second tip-in by point guard Al Young sparked the Hokies to a 68-66 win against South Alabama in Greensboro, N.C. The Hokies then returned home where they rode a 27-point outing by Curry to a victory against Tennessee, 72-68.

In the semifinals at Madison Square Garden, it took a last-minute comeback by eventual champion Michigan to beat Tech, 78-75. The Hokies bounced back two days later to

nail down third place with a 71-70 victory over Southwestern Louisiana.

In 1985, the Hokies took a 20-8 regular season record and a second-place Metro Conference finish into the NCAA Tournament. Tech bowed out in the first round, losing, 60-57, to Temple.

In 1986, the Hokies were eliminated in the first round of the Metro Tournament. Despite the defeat, they received a bid to the NCAA Tournament behind the strength of their 22-8 record. Tech was defeated in the first round by Villanova, 71-62.

The Hokies added to their total NIT wins in 2005, as Tech defeated Temple, 60-50, in Cassell Coliseum before falling, 83-62, at Memphis in the second round.

Two more NIT victories were added in 2008, as Tech advanced to the quarterfinals of the tournament. In 2009, the Hokies made another trip to the NIT, as they defeated Duquesne, 116-108, in a double-overtime thriller in Cassell Coliseum before falling to Baylor in the second round at home. The Hokies are 21-8 all-time in the NIT and 27-16 all-time in postseason play.

GAME-BY-GAME IN POSTSEASON

1966 NIT

3/10/66 Temple New York, N.Y. 73-88

1967 NCAA

3/11/67 Toledo Lexington, Ky. 82-76
 3/17/67 Indiana Evanston, Ill. 79-70
 3/18/67 Dayton Evanston, Ill. (OT) 66-71

1973 NIT CHAMPIONS

3/18/73 New Mexico New York, N.Y. 65-63
 3/22/73 Fairfield New York, N.Y. 77-76
 3/24/73 Alabama New York, N.Y. 74-73
 3/25/73 Notre Dame New York, N.Y. (OT) 92-91

1976 NCAA

3/13/76 Western Michigan South Bend, Ind. (OT) 67-77

1977 NIT

3/9/77 Georgetown Blacksburg, Va. 83-79
 3/14/77 Alabama New York, N.Y. 72-79

1979 NCAA

3/9/79 Jacksonville Lawrence, Kan. 70-53
 3/11/79 Indiana State Lawrence, Kan. 69-86

1980 NCAA

3/7/80 Western Kentucky Bowling Green, Ky. (OT) 89-85
 3/9/80 Indiana Bowling Green, Ky. 59-68

1982 NIT

3/12/82 Fordham Blacksburg, Va. 69-58
 3/15/82 Mississippi Oxford, Miss. 61-50
 3/18/82 Georgia Athens, Ga. 73-90

1983 NIT

3/17/83 William & Mary Blacksburg, Va. 85-79
 3/21/83 South Carolina Columbia, S.C. 68-75

1984 NIT

3/15/84 Georgia Tech Blacksburg, Va. 77-74

3/18/84 South Alabama Greensboro, N.C. 68-66
 3/23/84 Tennessee Blacksburg, Va. 72-68
 3/26/84 Michigan New York, N.Y. 75-78
 3/28/84 Southwestern La. New York, N.Y. 71-70

1985 NCAA

3/14/85 Temple Hartford, Conn. 57-60

1986 NCAA

3/13/86 Villanova Baton Rouge, La. 62-71

1995 NIT CHAMPIONS

3/17/95 Clemson Blacksburg, Va. 62-54
 3/20/95 Providence Providence, R.I. 91-78
 3/22/95 New Mexico State Blacksburg, Va. 64-61
 3/27/95 Canisius New York, N.Y. 71-59
 3/29/95 Marquette New York, N.Y. (OT) 65-64

1996 NCAA

3/14/96 Wisconsin-Green Bay Dallas, Texas 61-48
 3/16/96 Kentucky Dallas, Texas 60-84

2005 NIT

3/15/05 Temple Blacksburg, Va. 60-50
 3/19/05 Memphis Memphis, Tenn. 62-83

2007 NCAA

3/16/07 Illinois Columbus, Ohio 54-52
 3/18/07 Southern Illinois Columbus, Ohio 48-63

2008 NIT

3/19/08 Morgan State Blacksburg, Va. 94-62
 3/24/08 UAB Blacksburg, Va. 75-49
 3/26/08 Mississippi Blacksburg, Va. 72-81

2009 NIT

3/18/09 Duquesne Blacksburg, Va. (2OT) 116-108
 3/21/09 Baylor Blacksburg, Va. 66-84

Overall Record in Postseason: 27-16

NIT: 21-8 NCAA: 6-8 Home: 11-2

TECH SPORTS HALL OF FAME

The Virginia Tech Sports Hall of Fame was organized in 1982 to honor persons who have made great contributions to athletics at the university. Since its inception, a total of 141 people have been enshrined, including 21 individuals who were picked primarily for their contributions in basketball.



Chris Smith

A brilliant basketball center from 1958 through 1961, Smith was one of the nation's leading rebounders three years in a row. He still holds all of Tech's major rebounding records and is regarded by many as the greatest basketball player in school history. Smith is a charter member who was inducted in 1982.



Allan Bristow


A scrappy forward who paced the Hokies to the National Invitation Tournament championship in 1973, Bristow scored in double figures during every game of his Tech career and still holds the Hokies' single-game scoring mark of 52 points. After 10 years as a player in the NBA, Bristow went into coaching, including a stint as the head coach of the NBA Charlotte Hornets. He retired

as the general manager of the New Orleans Hornets. Bristow was inducted in 1984.



John Wetzel

A swingman who was always at his best in the clutch, Wetzel led Tech to its first-ever national postseason tournament in 1966. He enjoyed a 10-year NBA playing career and was in the pro coaching ranks since 1979 until retiring this summer from the Sacramento Kings. Wetzel was inducted in 1985.



Harry Bushkar

A fine scorer and playmaker, Bushkar capped his career by being named All-Southern Conference in 1945-46. He was tabbed Virginia's Player of the Year that season and made the SoCon All-Tournament Team. Bushkar was captain of the 1944, '45 and '46 Tech teams. He was inducted in 1986.




George Parrish

One of Tech's first big-name stars, Parrish earned All-South honors in both basketball and football during a career that extended from 1916 to 1920. Parrish was regarded by many as the best center in southern basketball in 1919 when he scored 320 of the Hokies' 766 points. He was inducted in 1986.



Howard Pardue

One of the greatest shooters in school history, Pardue played on Tech teams in the early 1960s. He finished with a career scoring average of 20 points and was named to the All-Southern Conference team three years in a row and twice was named to the Southern's all-tournament team. He was inducted in 1992.



Bucky Keller

A 6-3 swingman who led Tech to glory in the early 1960s, Keller finished his Tech career with an overall scoring average of 18.2 points per game. He averaged 15.0 ppg on a 1959-60 team that went 20-6, posted a 17.6 scoring mark in 1960-61 when the Hokies were 15-7, and averaged 21.7 ppg in 1961-62 when Tech finished 19-6. Keller died in 1977. He was inducted into the Hall of Fame in 1993.



Dale Solomon

A dynamic center, Solomon burst on the Virginia Tech basketball scene in a big way during his freshman year in 1978-79. He sparked Tech to its only Metro Conference Tournament championship and was named the tourney's MVP. He went on to become the first player to make All-Metro four years in a row. In 1990, he was chosen on the Metro's decade team of the 1980s. Solomon tallied a career total of 2,136 points and ranks third behind Bimbo Coles and Dell Curry on the Hokies' all-time scoring list. He was inducted in 1994.



Bill Matthews

Matthews had a tremendous impact on Tech athletics in a 35-year career as a basketball player, a coach of three sports and an administrator. A bulky center, he ranks second only to Chris Smith in all-time rebounding for the Hokies. Matthews had a career average of 13.8 rebounds per game and in 1954-55 had a sensational seasonal average of 18.8. He was the Virginia Player of the Year in 1955-56. Matthews was inducted in 1993.



Earl (Bus) Hall

The Southern Conference's leading scorer in 1932, Hall was a unanimous choice for the all-conference team that year. Nicknamed "The Princeton Phantom," he was a complete player who excelled as a floor leader, dribbler and passer, as well as a scorer. Hall was inducted in 1992.

Continued

VIRGINIA SPORTS HALL OF FAME

Basketball Hokies in the Hall

Allan Bristow • Dell Curry • Bucky Keller • Charles Moir

Other Hokies in the

Virginia Sports Hall of Fame

Hunter Carpenter, Alfred Casey, Carrol Dale, Karl Esleeck, Frank Loria, Mac McEver, C.P. "Sally" Miles, Frank Moseley, Johnny Oates, Frank Peake, George Preas, George "Gummy" Proctor, Charlie "Rosie" Thomas, Charles "Dink" Vail, William "Monk" Younger


TECH SPORTS HALL OF FAME

VIRGINIA TECH BASKETBALL 2009-2010



Glen Combs

Still rated one of the best long-range shooters in school history, Combs helped the 1967 Tech team to the finals of the NCAA Mideast Regional, where an overtime loss to Dayton cost the Hokies a spot in the Final Four. Combs, who averaged 17.9 points over his three varsity seasons at Tech, went on to enjoy a seven-year career in the ABA. He was inducted in 1987.



Lee Melear

Although he starred in both basketball and baseball, Melear may be best remembered for his 24-point performance against Kentucky in 1962 when the Hokies handed legendary Adolph Rupp the only season-opening home loss of his career at UK. Melear, who averaged in double-figure scoring all three of his varsity seasons, was inducted in 1989.



Bob Ayersman


A hot-shooting forward from 1957-61, Ayersman made the All-Southern Conference team two years in a row. He still ranks sixth in career scoring at Tech

and his 26.5 scoring average in 1958-59 still stands as the second-best in school history. Ayersman was inducted in 1990.



Lewis Mills

A point guard deluxe, Mills was the captain of the Hokies in 1959-60 and helped that team post the school's first 20-win basketball season. He entered the coaching field after graduating from Tech and served as the head basketball coach at the University of Richmond from 1963 until 1973. Mills, who also spent 12 years in athletic administration at VCU, was inducted in 1991.



Dell Curry

This silky-smooth outside shooter scored a Tech record 1,021 field goals and tallied a total of 2,389 points. He ranks second on the Hokies' all-time scoring list behind Bimbo Coles and holds the school career record for steals with 295. Curry, who helped the Hokies to four postseason tournaments, posted 115 double-figure scoring games on the way to a career scoring average of 18.9. He was a first-round draft pick of the NBA's Utah Jazz in 1986 and is now retired from playing after a long and successful NBA career. He is currently an executive with the expansion Charlotte Bobcats of the NBA and was inducted into the Virginia State Sports Hall of Fame in 2004. Curry was inducted in 1996.



Loyd King


A mixture of good ball-handling skills, leaping ability and a keen eye for long-range jumpers helped make King one of the best guards to play for the Hokies. He was the captain and leading scorer for Tech's cage teams in 1969-70 and 1970-71. He averaged 19.3 points per game as a junior and carried a 21.3-point scoring average as a senior. During his last two years, he reached double-figure scoring in 45 of 47 games, including the last 23 in a row. King finished his Tech career with 1,248 points and a 17.1 scoring average. He went on to play in the American Basketball Association and French Professional League. King was inducted in 1998.



Ted Ware


Ted Ware, whose rebounding and defense were vital ingredients for the Hokies during his three varsity seasons in the 1960s, had the distinction of playing an important role on Tech's first NIT team in 1966 and also on the Hokies' first NCAA Tournament squad in 1967. The 6-5 forward was Tech's second-leading scorer as a sophomore in 1965-66 with a 14.6 average. During the 1966-67 season, he shot 55.6 percent from the field, which was a school record at the time. As a senior in 1967-68, Ware posted a team-high 9.2 rebounding average. Ware's overall 52.4 field-goal percentage was a Tech career record at the time. In 1968, he was selected to the 10-man Academic All-America Basketball Team chosen

by the nation's sports information directors. Ware was inducted in 1999.



Bimbo Coles

Vernell "Bimbo" Coles played a leading role at point guard for the 1988 U.S. Olympic team, which won a bronze medal in Seoul, South Korea. He capped his collegiate career as the leading scorer in both Virginia Tech and Metro Conference basketball history. Coles' jersey, No. 12, was officially retired just prior to his final home game against Memphis State on March 3, 1990. He was inducted in 2000.




Wayne Robinson

Wayne Robinson was a central figure in Tech's early success in the Metro Conference. He was Tech's leading rebounder in each of his three years as a starter and is ranked fourth among Tech's career rebound leaders and is 10th in career scoring at Tech. Robinson was a first round selection of the Los Angeles Lakers in the 1980 NBA Draft and played for both the Lakers and the Detroit Pistons before playing seven seasons professionally in Europe. He was inducted in 2003.



Charles Moir

Charlie Moir is the winningest coach in Virginia Tech basketball history. The native of Francisco, N.C., won 213 games in his 11-year tenure with the Hokies. His teams won 19 or more games in nine of his 11 seasons and during one stretch, he produced a school-record five consecutive 20-win seasons. Moir guided the Hokies to eight postseason tournament appearances – four in the NCAA and four in the NIT – the most ever by any Tech men's coach. His 1978-79 team won the Metro Conference tournament in its first season of league play.



Ace Custis


One of the most popular players in Virginia Tech history, Custis completed his Virginia Tech career with 1,706 points and 1,777 rebounds, joining Chris Smith as the only two Hokies to reach or surpass the 1,500 mark in both points and rebounds. In 1997, he became just the third player in school history to have his number retired. Custis has enjoyed a lengthy professional career in Japan since graduation.

Paul Dear, Leo Burke and Mel Henry

Although they were chosen for the Hall of Fame primarily for their excellence in other sports, they also made contributions in basketball.

CHUCK NOE

2009 Virginia Tech Sports Hall of Fame inductee



When Chuck Noe was named the head men's basketball coach at Virginia Tech in 1955, the Hokies had posted just five winning seasons since the early 1920s. As it turned out, Noe was just the man to change Tech's round ball fortunes.

In his seven years at the helm of the Tech men's basketball program, Noe guided the Hokies to seven consecutive winning seasons, compiling 109 victories. In 1959-60, Tech posted the first 20-win season in school history with a 20-6 record that included a 12-1 mark in Southern Conference play. The Hokies won the league's regular season title that season and also laid claim to the state championship with a 7-0 mark against in-state competition.

Many felt the 1961-62 edition of the Hokies was the masterpiece of Noe's stay in Blacksburg. Prior to the season, the team was given an outside chance for a break-even season, but Noe guided the sophomore-laden Hokies to an outstanding 19-6 record and their fourth state title in six seasons. The team won 18 of its last 21 games and put together a 10-game winning streak that matched the longest streak by a Tech team during the previous 40 years.

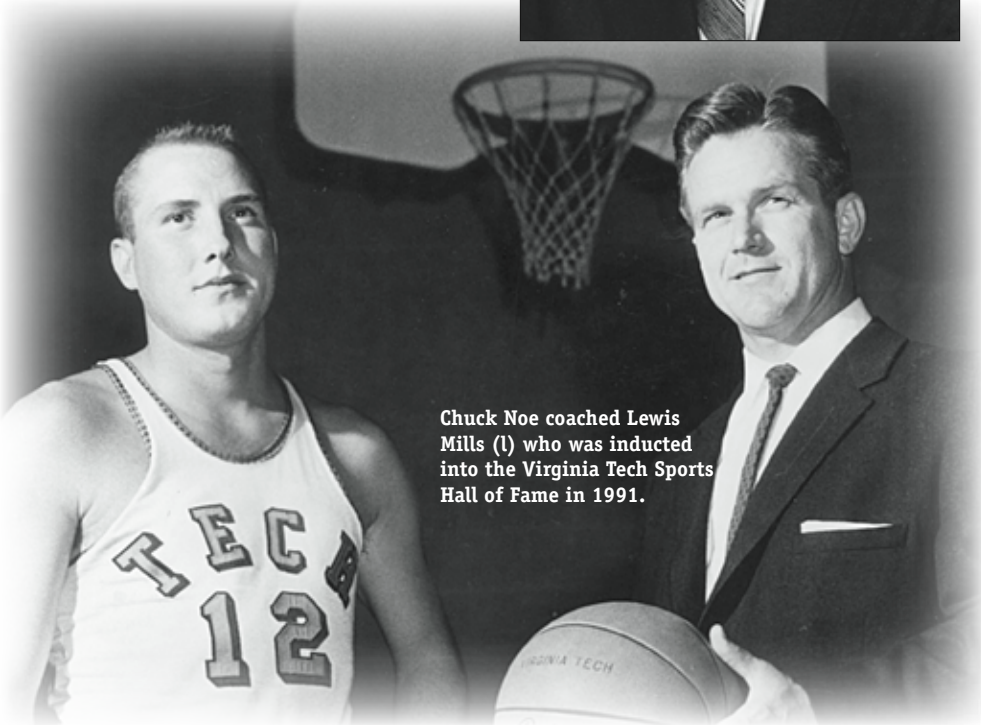
Noe succeeded with his organization, teaching techniques and fiery spirit. He was called a drillmaster with multiple offensive patterns and a maestro with ingeniously devised defenses. In early 1961, he used the "mongoose" offense, which was later called the four corner offense. He was also one of the first coaches to teach a zone-trap defense.

The Louisville, Ky., native was named the Southern Conference Coach of the Year after guiding his first Tech team to a 14-11 overall record and a third-place finish in the conference. The Hokies were 7-20 a year earlier. Noe was also named the league's top coach after the 1961-62 campaign, his last season at Tech. His teams finished among the top three teams in the conference all seven seasons he coached. The 1961-62 season marked Tech's fourth straight undefeated campaign at home, running the Hokies' home winning streak to 36 games and Noe's record in Blacksburg to 54-5 (.915).

Noe's 109-51 overall record at Tech still ranks him second all-time in victories. His teams posted a 75-26 record (.743) in Southern Conference play and went 46-12 (.793) against

in-state competition. Six players who Noe recruited are currently members of the Virginia Tech Sports Hall of Fame.

After leaving Blacksburg in 1962, Noe went on to coach at South Carolina and VCU before embarking on a successful broadcasting career. He died in December 2003 at the age of 79.




Chuck Noe coached Lewis Mills (l) who was inducted into the Virginia Tech Sports Hall of Fame in 1991.



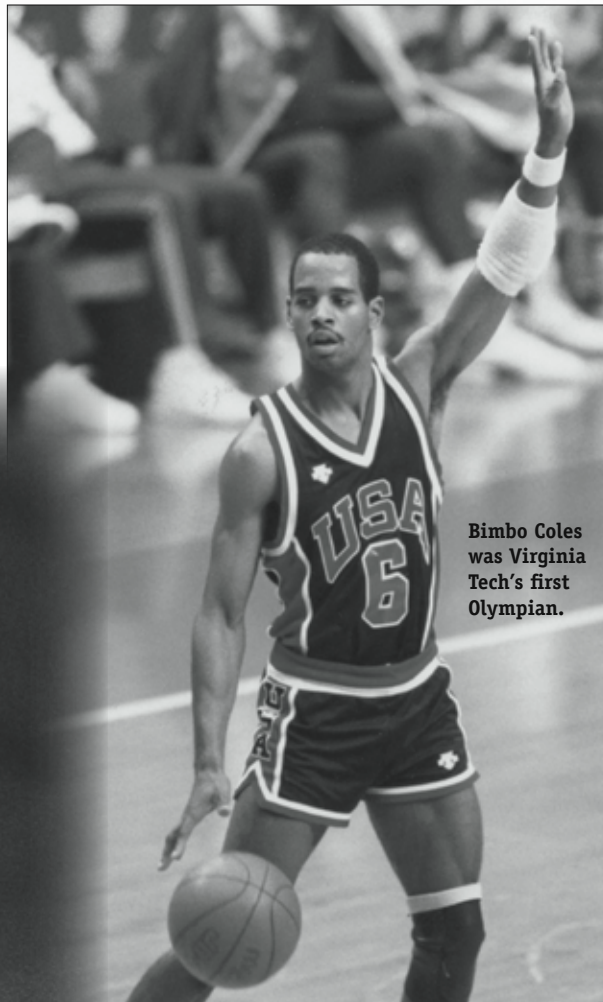
Five Virginia Tech Sports Hall of Famers appear in this group shot, including Chuck Noe (front row, left).

BIMBO COLES TECH ALL-TIME GREAT


After dazzling Virginia Tech fans for four years, guard Bimbo Coles became the second Tech men's basketball player to have his jersey retired when the University honored him in a ceremony prior to his last home game on March 3, 1990. Coles finished his collegiate career as the leading all-time scorer in school and Metro Conference history and also set an all-time scoring mark for Division I players in the state of Virginia. He scored a total of 2,484 points during his four seasons and became the first player in Metro Conference history to lead the league in scoring three consecutive years. Coles burst on the national scene when he made the United States Olympic team in 1988. He played a leading role at point guard for that team, which won the bronze medal in Seoul, South Korea. Coles was a second-round pick of the Sacramento Kings in the 1990 NBA draft. Coles played with a number of NBA teams. He rejoined the Miami Heat for the 2003-04 NBA season and retired the following off-season. Following his career, he was an assistant coach and advance scout with the 2006 NBA Champion Miami Heat.



Bimbo Coles is the Hokies' all-time leading scorer.



Bimbo Coles was Virginia Tech's first Olympian.



ACE CUSTIS TECH ALL-TIME GREAT

Ace Custis, one of the most popular athletes in Virginia Tech history, became the third men's basketball player to have his jersey retired when his career ended in 1997. Custis became the third player in Tech basketball history to surpass the 1,000-mark in both points and rebounds. He finished with 1,706 points and 1,777 rebounds, joining Hall of Famers Chris Smith and Bill Matthews in that category. Custis made the all-conference team in two different leagues during his time at Tech. He was All-Metro Conference as a sophomore and was selected to the All-Atlantic 10 team his junior and senior seasons. During his senior year, he was a finalist for the Boost/Naismith Award which goes to the National Player of the Year. Custis has played on NBA Summer League teams in the past and now plays professionally in Japan. He was a 2007 inductee into the Virginia Tech Sports Hall of Fame.



Ace Custis is interviewed following the Hokies' NIT Championship in 1995.



DELL CURRY TECH ALL-TIME GREAT



Curry played in the NBA for 15 seasons and is the Hornets' all-time leading scorer.



Curry was a McDonald's All-American as a high school senior (shown here with coaching legend John Wooden).



Curry has always been one of the most popular Hokies for fans of all ages.



Dell Curry is second in career scoring at Virginia Tech and is the all-time steals leader for the Hokies.

All-America guard Dell Curry, who helped Virginia Tech to four postseason tournaments, became the first Hokie basketball player ever to have his jersey retired when the university honored him in a ceremony before his last home game on March 1, 1986. Curry was a three-time All-Metro Conference choice for the Hokies and was named the Metro's Player of the Year in 1986, after leading the league with a 24.1 scoring average. He finished his Tech career with 2,389 points, which was a school record at the time. Curry earned first-team All-America honors from *The Basketball News*, second-team recognition from the Associated Press and the Basketball Writers of America, and third-team honors from United Press International and the Helms Foundation. During the summers of 1984 and 1985, the 6-5 sharpshooter played on U.S. All-Star teams that competed abroad in Jones Cup play. Following his senior season, Curry was a first-round draft pick of the NBA's Utah Jazz. Curry retired from the NBA following the 2002-03 season, after a long career in which he was one of the top shooters in the league. Last year, he was featured in *USA Today* due to his involvement in numerous community and charity causes. He is currently a broadcaster for the NBA's Charlotte Bobcats.

ALLAN BRISTOW TECH ALL-TIME GREAT

Allan Bristow, a scrappy forward who paced the Hokies to the National Invitation Tournament championship in 1973, became the fourth Virginia Tech basketball player to have his jersey retired. Bristow scored in double figures during every game of his Tech career and still holds the Hokies' single-game scoring mark of 52 points. He finished as Tech's all-time scoring leader in 1973 with 1,804 points and still stands sixth on the list. He holds Tech records for career scoring average, most points in a game, consecutive double-figure scoring games and most field goals in a game. After 10 years as a player in the NBA, Bristow went into coaching, including a stint as the head coach of the NBA's Charlotte Hornets. His jersey was retired on Oct. 17, 1998, at the Temple homecoming football game, commemorating the 25th anniversary of the 1973 NIT team. After returning to the Hornets' organization as the team's assistant general manager two seasons ago, Bristow was promoted to general manager, before retiring in September 2005.



Bristow and John Shumate of Notre Dame battle for a loose ball in the 1973 NIT Championship game in Madison Square Garden.



Bristow waves to Hokie fans during a parade through downtown Blacksburg.



Allan Bristow was introduced as the general manager of the New Orleans Hornets during the summer of 2004.



Bristow admires the locker room tribute to his Tech playing career in the Bill Foster Basketball Suite.

DON DeVoe TECH ALL-TIME COACHING GREAT

To many Hokie fans, it will remain the most important event in Virginia Tech basketball history. In 1973, the Hokies shocked the basketball world by defeating New Mexico, Fairfield, Alabama and Notre Dame to win the NIT. The win over the Irish in the finals was capped by a buzzer-beating jumper by Bobby Stevens to win the game in overtime, 92-91.

The coach of the Hokies was Don DeVoe, in just his second season in Blacksburg. DeVoe took a group of experienced players in his first season, built upon that foundation by teaching strong fundamentals and put the Hokies on the basketball map.

"I was fortunate at the age of 29 to be named the head coach at Virginia Tech," DeVoe said. "I was lucky to inherit five outstanding seniors. I give credit to those five seniors in being able to grasp what we were teaching and believing in what we were teaching. That first team laid the foundation for what we were to accomplish in the future."


DeVoe was fortunate to work with an outstanding staff, including future head coaches Sonny Smith (VCU, Auburn) and Jim Hallihan (East Tennessee State). A graduate assistant on those teams was Kevin O'Connor, currently the senior vice president of basketball operations of the NBA's Utah Jazz and father of former Tech women's assistant basketball coach and player, Katie O'Connor. That group was able to recruit an outstanding group of players that brought a lot of excitement to Blacksburg.

"My first staff, Sonny Smith and Jim Hallihan, were great at finding the type of kids we wanted in our program. They helped us establish the success that we had and we were fortunate to have them here," DeVoe said.

DeVoe coached the Hokies for five seasons, compiling an 88-45 overall record. He is the fifth-winningest coach in Tech history and is remembered for being the coach that got the Hokies started on the most prolonged and successful streak in the school's basketball history.

"When we left, we were able to leave behind an outstanding group of players and I know that Charlie Moir took those outstanding players and was able to continue the success at Virginia Tech."

DeVoe retired following the 2003-04 season as the head coach at Navy.



Don DeVoe coached Hokie great Allan Bristow at Virginia Tech.



The Hokies were 52-6 under Don DeVoe in Cassell Coliseum.



Don DeVoe and the Hokies celebrate the 1973 NIT Championship in New York City's Madison Square Garden.

"It was really exciting to see what was happening at Virginia Tech. It was exciting to see the people in the state get excited about Virginia Tech basketball and football. We enjoyed tremendous support from the students and the community. The NIT season, just about every game was a full house. It was an exciting time in Virginia Tech athletics."

— Don DeVoe

CHARLES MOIR TECH ALL-TIME COACHING GREAT

Perhaps no era in Virginia Tech basketball was more successful and more exciting than the 11 years that Charlie Moir led the Hokies. An assistant coach under Bill Matthews and Howie Shannon in the 1960s, Moir is Tech's all-time winningest coach. His teams won big games against the best teams in the country.

Cassell Coliseum was a feared place to play and Tech was one of the top teams in the nation.

In honor of his many contributions to Virginia Tech, Moir was inducted into the Virginia Tech Sports Hall of Fame in 2006. Moir became the 20th basketball inductee into the elite group.

During Moir's time in Blacksburg, Tech won more than 64 percent of its games. Moir never had a losing record and failed to win at least 20 games just three times, and two of those three seasons saw Tech win 19 games. The Hokies made seven post-season appearances, including four of the school's seven NCAA Tournament trips. The Hokies also won the 1979 Metro Conference Tournament under Moir.

Great players dotted the rosters

"We had good success recruiting players including Dell Curry and Bimbo Coles, who went on to successful careers in the NBA. Joining the Metro Conference, which had some ranked teams, helped with the recruiting."

— Charles Moir

during Moir's term. The top four scorers in school history all played for Moir. Bimbo Coles, the only Olympian in Tech history was recruited by Moir, who coached the highest-scoring teams in Virginia Tech history.

"The seats go way up there, and it feels like the fans are so close to the court. I know other coaches hate to play there. It felt like a great place, with tremendous fan support, and most nights it was rocking."

Tech's biggest wins in Cassell Coliseum came under Moir. On Monday, Jan. 10, 1983, Moir and the Hokies spoiled the day for Memphis State, as the Hokies knocked off the No. 1-ranked Tigers, 69-56, in a sold-out Cassell Coliseum. MSU had, earlier in the day, ascended to the top spot in the national polls. Tech had other memorable wins under Moir, including a 76-72 victory over second-ranked and unbeaten Memphis State in 1986.

The names that played for Moir are among the best-ever for Tech. Bimbo Coles, Dell Curry, Dale Solomon, Al Young, Perry Young, Bobby Beecher and 2003 Virginia Tech Hall of Fame inductee Wayne Robinson were all vital parts of the great teams under Charlie Moir.



Moir won almost 85 percent of his games in Cassell Coliseum.

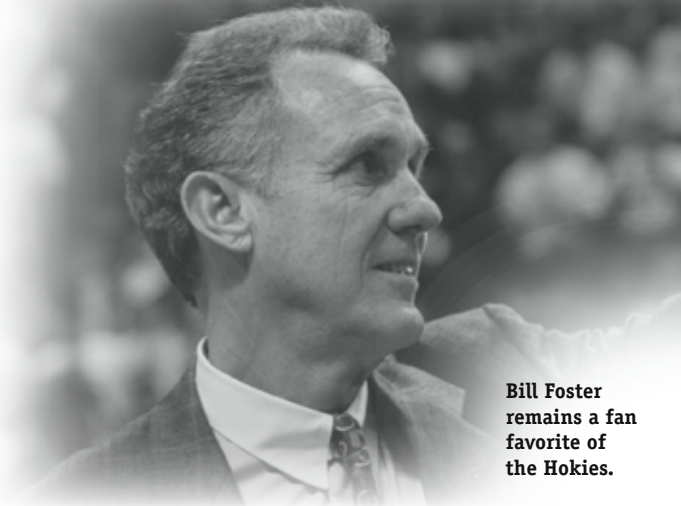


Prior to returning as head coach of the Hokies, Moir was an assistant to Howard Shannon at Virginia Tech.



Moir receives a bowling pin and a cake from son, Page, upon his 300th career coaching victory.

BILL FOSTER TECH ALL-TIME COACHING GREAT



Bill Foster remains a fan favorite of the Hokies.

Bill Foster came to Blacksburg as a proven, successful basketball coach. Everywhere he had coached, including Miami, Clemson and UNC Charlotte, Foster had won. But perhaps more importantly, Foster had won with grace and integrity. During his time in Blacksburg, he proved that class shines through.

Foster enjoyed many successes and milestones during his time at Virginia Tech. On Dec. 31, 1995, in New Orleans, the Hokies defeated Wright State to give Foster his 500th coaching victory. During that season, Tech climbed to eighth in the polls and lost in the second round of the NCAA Tournament to eventual champion Kentucky. Tech finished the season ranked 22nd nationally.

The previous season had seen perhaps Foster's greatest accomplishment at Tech, as he led the Hokies to the 1995 NIT Championship. Tech defeated Clemson, Providence, New Mexico State, Canisius and Marquette to capture the school's second NIT title. During his six seasons at Virginia Tech, Foster amassed a 101-78 record with the Hokies and stands as the fourth-winningest coach in school history.

"The people here were special to work with, including Coach Beamer and President (Paul) Torgersen. The improvement we had over four or five years was amazing to see. The NIT was a great experience, as well as getting an NCAA bid the next year," Foster said.

Foster has a connection to the current era of Virginia Tech basketball. Hokie head coach Seth Greenberg was a member of Foster's first staff at Miami. Greenberg gives much credit to his former boss and will rely on Foster's knowledge and experience in helping mold his program in Blacksburg.

"Seth Greenberg is a bright young man who has built and developed outstanding programs at both Long Beach State and South Florida. He is a hard worker who has been a basketball person since he was old enough to dribble a ball. I don't know anything but positives about Seth Greenberg," Foster said.

"I was very fortunate that I had a lot of guys who weren't highly recruited but became overachievers. A lot of those guys weren't interested in individual statistics but the team stats. I just had a special group of overachievers."

— Bill Foster



Foster celebrates with his players after notching his 500th coaching victory.



The basketball locker room and lounge at Tech is named in honor of Bill Foster.




Foster and his wife, Linda, arrive on the court to a thunderous ovation for his final home game.

THE 1966-1967 HOKIES

One of Tech's all-time greatest teams

"It was a wonderful year. All of the starters could get out and run the floor, and everyone complemented each other on the court. Some of the players were interchangeable, and we were a good overall athletic team."

— Former Virginia Tech and ABA standout, Glen Combs



A season of firsts. A record-setting year. A year to remember and be talked about throughout Virginia Tech history. The 1966-67 basketball team featured a star-studded lineup that included two players who went on to a professional career and a third who was drafted in the ABA. The Hokies were virtually unstoppable, despite losing the leading scorer and rebounder from the year before.

After reaching the postseason in the 1965-66 season, fans thought the Hokies would be good, but not nearly as good as they turned out to be. Opening up the season against fourth-ranked Duke, Tech blew out its opponent on a neutral court in Charlotte, N.C. Hokie fans were so stirred up after knocking off the Blue Devils, a school-record 11,500 fans filed into Cassell Coliseum to watch Tech down Purdue the very next day. To this day, it is the largest watched home game in Virginia Tech history. At the time, it was also the largest crowd to ever see a game in the state of Virginia. The momentum carried them to seven more wins over the next nine games, before dropping a narrow loss to Clemson. After losing to the Tigers, the Hokies would win the next seven games heading down the stretch, thanks mainly to the sharp-shooting of Glen Combs, who averaged 21.3 points per game as a junior.

Tech averaged 78.8 points per contest during the memorable season. The potent offense contributed to its run in the NCAA Tournament, where they promptly knocked off Toledo in Memorial Coliseum in Lexington, Ky., after losing to the Rockets at the end of the regular season. The Hokies reached the Elite Eight before succumbing to Dayton in overtime.

Despite being on the verge of the Final Four and coming up just short, fans remember the team as a run and gun affair in the pre-shot clock era. They also remember players like Ron "Spider" Perry, Chris Ellis, Ted Ware and Ken Talley.

Although the squad has been apart for nearly 40 years, they will always be etched in the history books as one of the best ever. There is simply no other way to describe the 1966-67 Virginia Tech men's basketball team.

ALL-CONFERENCE HONORS

MEN'S BASKETBALL ALL-AMERICANS

1962
Howard Pardue.....HM
Bucky Keller.....HM

1986
Dell Curry..... 1st team

1990
Bimbo Coles.....HM

2004
Bryant Matthews.....HM

2007
Zabian Dowdell.....HM

MEN'S BASKETBALL ACADEMIC ALL-AMERICANS

1968
Ted Ware..... 1st team

SOUTHERN CONFERENCE HONORS

COACH OF THE YEAR


1956 – Chuck Noe
1962 – Chuck Noe

ALL-SOUTHERN CONFERENCE FIRST TEAM

1956 – Bill Matthews
1959 – Bob Ayersman
1959 – Chris Smith
1960 – Bob Ayersman
1960 – Chris Smith
1961 – Chris Smith
1962 – Bucky Keller
1962 – Howard Pardue
1963 – Howard Pardue
1964 – Howard Pardue
1965 – Mickey McDade

ALL-SOUTHERN CONFERENCE SECOND TEAM

1951 – Tex Tilson
1958 – Bob Ayersman
1960 – Lewis Mills
1961 – Bucky Keller
1963 – Lee Melear
1964 – Paul Long
1965 – John Wetzell



Academic
All-American
Ted Ware

METRO CONFERENCE HONORS

METRO CONFERENCE PLAYER OF THE YEAR

1986 – Dell Curry
1988 – Bimbo Coles (co)

METRO CONFERENCE TOURNAMENT MVP

1979 – Dale Solomon

METRO CONFERENCE FRESHMAN OF THE YEAR

1979 – Dale Solomon
1983 – Bobby Beecher

FIRST TEAM ALL-METRO CONFERENCE

1979 – Dale Solomon
1980 – Dale Solomon
1981 – Dale Solomon
1982 – Dale Solomon



Dale Solomon was voted
first-team All-Metro
Conference four years
in a row.

1984 – Dell Curry
 1985 – Dell Curry
 1985 – Perry Young
 1986 – Dell Curry
 1988 – Bimbo Coles
 1989 – Bimbo Coles
 1990 – Bimbo Coles

METRO CONFERENCE COACH OF THE YEAR

1988 – Frankie Allen

**ATLANTIC 10
 CONFERENCE HONORS**

FIRST TEAM

ALL-ATLANTIC 10 CONFERENCE

1996 – Ace Custis
 1997 – Ace Custis

**BIG EAST
 CONFERENCE HONORS**

FIRST TEAM ALL-BIG EAST

2004 – Bryant Matthews

**BIG EAST CONFERENCE
 SCHOLAR-ATHLETE**

2003 – Carlton Carter

**ATLANTIC COAST
 CONFERENCE HONORS**

FIRST TEAM ALL-ACC

2007 – Zabian Dowdell

SECOND TEAM ALL-ACC

2008 – A.D. Vassallo

THIRD TEAM ALL-ACC

2009 – Malcolm Delaney
 2009 – A.D. Vassallo
 2007 – Jamon Gordon

HONORABLE MENTION ALL-ACC

2008 – Deron Washington
 2006 – Zabian Dowdell
 2006 – Coleman Collins

ACC ALL-FRESHMAN TEAM

2008 – Jeff Allen
 2005 – Deron Washington

HONORABLE MENTION

ACC ALL-FRESHMAN

2006 – A.D. Vassallo

ACC DEFENSIVE PLAYER OF THE YEAR

2007 – Jamon Gordon



ACC Coach of the Year in 2005 and 2008 – Seth Greenberg



ACC ALL-DEFENSIVE TEAM

2008 – Deron Washington
 2007 – Zabian Dowdell
 2007 – Jamon Gordon
 2006 – Zabian Dowdell
 2006 – Jamon Gordon
 2005 – Jamon Gordon

**HONORABLE MENTION
 ACC ALL-DEFENSIVE TEAM**

2008 – Jeff Allen

ACC COACH OF THE YEAR

2005 – Seth Greenberg
 2008 – Seth Greenberg

Zabian Dowdell was voted first team All-ACC in 2007.

WHERE ARE THEY NOW?

A number of former Virginia Tech basketball standouts have continued their love for the game into their chosen professions. Below is a short list of some of these former players.



Coleman Collins

- A.D. Vassallo is playing professional basketball in France.
- Coleman Collins is playing professionally in Germany following a successful stint in the NBA D-League.
- Shawn Good is the head basketball coach at Auburn (Va.) High School.
- Ron Everhart is the head men's basketball coach at Duquesne University. Former Hokie Steve Hall is an assistant on his staff.
- David Jackson is the director of strength and conditioning for basketball programs at Virginia Tech.
- Mickey Hardy and Marshall Ashford are basketball coaches at William Fleming High School in Roanoke, Va.
- Page Moir is the head men's basketball coach at Roanoke College.
- Myron Guillory is an assistant men's basketball coach at Liberty University.



Ron Everhart



Shawn Good




Page Moir

HOKIES IN THE NBA & ABA



Now retired, Allan Bristow was named general manager of the New Orleans Hornets in 2004 (left), 31 years after being drafted by the Philadelphia 76ers.



Deron Washington was a second round selection of the Detroit Pistons in the 2008 NBA draft.



Dell Curry played 16 years in the NBA.





Brian Chase was a member of the Utah Jazz in 2006 and will play professionally in France again this fall.

HOKIES IN THE NBA & ABA

VIRGINIA TECH BASKETBALL 2009-2010

HOKIES DRAFTED BY THE NBA & ABA

Year	Name	Round	Team	Pick
1961	Chris Smith	2nd	Syracuse	5th in 2nd
1962	Bucky Keller	6th	Los Angeles	8th in 6th
1966	John Wetzel	8th	Los Angeles	7th in 8th
1967	Ron Perry	12th	Minnesota (ABA)	
1968	Glen Combs	5th	San Diego	1st in 5th
		8th	Dallas (ABA)	
1969	Chris Ellis	5th	Chicago	5th in 5th
		6th	Kentucky (ABA)	
1971	Lloyd King	15th	Milwaukee	8th in 15th
		7th	Memphis (ABA)	
1973	Allan Bristow	2nd	Philadelphia	3rd in 2nd (19th)
		1st	Virginia (ABA)	
1976	Larry Cooke	3rd	Atlanta	12th in 3rd
1976	Russell Davis	6th	Detroit	4th in 6th
1977	Ernest Wansley	6th	Washington	17th in 6th
1978	Ron Bell	6th	Cleveland	13th in 6th
1979	Marshall Ashford	5th	Washington	20th in 5th
1980	Wayne Robinson	2nd	Los Angeles	8th in 2nd
1980	Les Henson	7th	Boston	last player in 7th
1982	Dale Solomon	3rd	Philadelphia	22nd in 3rd
1982	Jeff Schneider	5th	Houston	15th in 5th
1985	Perry Young	3rd	Portland	14th in 3rd
1985	Al Young	7th	San Antonio	13th in 7th
1986	Dell Curry	1st	Utah	15th in 1st
1986	Keith Colbert	3rd	Philadelphia	9th in 3rd
1986	Bobby Beecher	4th	Sacramento	21st in 4th
1990	Bimbo Coles	2nd	Sacramento	40th overall
1999	Eddie Lucas	2nd	Utah	58th overall
2008	Deron Washington	2nd	Detroit	59th overall



(top right) Dale Solomon was drafted by the Philadelphia 76ers in 1982. (middle right) Wayne Robinson played for the Pistons and the Lakers in the NBA. (bottom right) Ron Perry played for the Minnesota Muskies of the ABA.



Glen Combs played seven seasons in the ABA. He is seen here on court against Kareem Abdul-Jabbar and Oscar Robertson.



COACHES & CAPTAINS

Year	Coach	Record	Captains	Year	Coach	Record	Captains
1908-09	R. M. Brown	4- 2	J. L. Hughes	1971-72	Don DeVoe	16- 10	Charlie Lipscomb and Randy Minix
1909-10	Branch Bocock	11- 0	F.H. Legge				Allan Bristow
1910-11	Branch Bocock	11- 1	W. R. Legge	1972-73	Don DeVoe	22- 5	Craig Lieder
1911-12	L. N. Keesling	6- 3	L. W. Reiss	1973-74	Don DeVoe	13- 13	(none)
1912-13	Houston B. Hughes	5- 9	Houston B. Hughes	1974-75	Don DeVoe	16- 10	D. Sensibaugh and Phil Thieneman
1913-14	Branch Bocock	14- 5	M. C. Beckner	1975-76	Don DeVoe	21- 7	Duke Thorpe and Phil Thieneman
1914-15	Branch Bocock	9- 4	J. F. Powell				Ron Bell and Sam Foggin
1915-16	Branch Bocock	12- 3	G. W. Cocke	1976-77	Charles Moir	19- 10	Marshall Ashford and Tic Price
1916-17	H. P. Sanborn	17- 2	C. L. Logan				Wayne Robinson, Chris Scott, Les Henson and John Hillenbrand
1917-18	Charles A. Bernier	15- 5	B. T. Cocke	1977-78	Charles Moir	19- 8	Dale Solomon
1918-19	Charles A. Bernier	18- 4	Bill Wharton	1978-79	Charles Moir	22- 9	Dale Solomon
1919-20	Charles A. Bernier	14- 4	George F. Parrish	1979-80	Charles Moir	21- 8	Reggie Stepe and Perry Young
1920-21	W. L. (Monk) Younger	19- 5	P. C. Brooks				John Dixon and Perry Young
1921-22	W. L. (Monk) Younger	14- 6	C. D. Rhodes	1980-81	Charles Moir	15- 13	Perry Young and Al Young
1922-23	W. L. (Monk) Younger	13- 6	C. D. Rhodes	1981-82	Charles Moir	20- 11	Dell Curry, Bobby Beecher, Keith Colbert and Dave Burgess
1923-24	B. C. Cabbage	5- 13	E. C. Carroll	1982-83	Charles Moir	23- 11	Phil Williams
1924-25	M. Buford Blair	6- 9	D. H. Rutherford	1983-84	Charles Moir	22- 13	Tim Anderson and Bimbo Coles
1925-26	M. Buford Blair	3- 10	W. A. Payne	1984-85	Charles Moir	20- 9	Wally Lancaster and Bimbo Coles
1926-27	H. B. Redd	6- 8	W. A. Payne	1985-86	Charles Moir	22- 9	Bimbo Coles and Greg Brink
1927-28	Bud Moore	5- 11	M. N. Pearman				Antony Moses and David Herbster
1928-29	I. E. Randall	4- 13	Joseph M. Brown	1986-87	Charles Moir	10- 18	Erik Wilson and John Rivers
1929-30	R. S. Warren	5- 14	John Ote Looney, Jr.	1987-88	Frankie Allen	19- 10	Thomas Elliott and Steve Hall
1930-31	C. D. Rhodes	5- 10	C. B. Baker	1988-89	Frankie Allen	11- 17	Jay Purcell and Jimmy Carruth
1931-32	Geo. S. Proctor	8- 9	H. J. Yaggi				Game captains
1932-33	W. L. (Monk) Younger	5- 10	E. J. Hall	1989-90	Frankie Allen	13- 18	Game captains
1933-34	W. L. (Monk) Younger	1- 15	Benny Palmer	1990-91	Frankie Allen	13- 16	Ace Custis
1934-35	W. L. (Monk) Younger	3- 16	D. T. Thomas				Shawn Browne and Myron Guillory
1935-36	W. L. (Monk) Younger	5- 16	Joe Mottola	1991-92	Bill Foster	10- 18	Game captains
1936-37	W. L. (Monk) Younger	6- 11	Joe Mottola	1992-93	Bill Foster	10- 18	Game captains
1937-38	H. M. (Mac) McEver	6- 8	Charley Southern and Mel Henry	1993-94	Bill Foster	18- 10	Carlton Carter and Brian Chase
			S. C. Power	1994-95	Bill Foster	25- 10	Carlton Carter, Mibindo Dongo and Joe Hamilton
1938-39	H. M. (Mac) McEver	3- 14	Keith S. Haff	1995-96	Bill Foster	23- 6	Game Captains
1939-40	H. M. (Mac) McEver	4- 15	Keith S. Haff	1996-97	Bill Foster	15- 16	Bryant Matthews
1940-41	H. M. (Mac) McEver	8- 13	W. J. (Buddy) Henderson	1997-98	Bobby Hussey	10- 17	Carlos Dixon and Jamon Gordon
1941-42	H. M. (Mac) McEver	10- 10	Julius Rubin and Guy Crawford				Shawn Harris, Jamon Gordon and Zabian Dowdell
1942-43	H. M. (Mac) McEver	7- 7	Harry Bushkar	1998-99	Bobby Hussey	13- 15	Zabian Dowdell and Jamon Gordon
1943-44	H. M. (Mac) McEver	11- 4	Harry Bushkar	1999-00	Ricky Stokes	16- 15	Deron Washington and A.D. Vassallo
1944-45	Geo. S. Proctor	6- 8	Harry Bushkar	2000-01	Ricky Stokes	8- 19	A.D. Vassallo and Malcolm Delaney
1945-46	Geo. S. Proctor	11- 8	Joe Ruddell	2001-02	Ricky Stokes	10- 18	
1946-47	Geo. S. Proctor	13- 13	Crennie Reed				
1947-48	G. F. (Red) Laird	14- 9	Bob Dickson	2002-03	Ricky Stokes	12- 17	
1948-49	G. F. (Red) Laird	10- 13	Ted Bacalis and Bob Trombold	2003-04	Seth Greenberg	15- 14	
1949-50	G. F. (Red) Laird	16- 9	Sumner (Tex) Tilson, Dick Sayre and Gene Jones	2004-05	Seth Greenberg	16- 14	
1950-51	G. F. (Red) Laird	19- 10	(none)				
			John W. Cantrell	2005-06	Seth Greenberg	14- 16	
1951-52	G. F. (Red) Laird	4- 16	William B. Matthews				
1952-53	G. F. (Red) Laird	4- 19	William B. Matthews	2006-07	Seth Greenberg	22- 12	
1953-54	G. F. (Red) Laird	3- 24	William B. Matthews				
1954-55	G. F. (Red) Laird	7- 20	Clayton (Abe) Coates	2007-08	Seth Greenberg	21- 14	
1955-56	Charles W. (Chuck) Noe	14- 11	L. Hemmings and D. Kuhn				
1956-57	Charles W. (Chuck) Noe	14- 8	Terry Penn	2008-09	Seth Greenberg	19- 15	
1957-58	Charles W. (Chuck) Noe	11- 8	Lewis Mills				
1958-59	Charles W. (Chuck) Noe	16- 5	Chris Smith				
1959-60	Charles W. (Chuck) Noe	20- 6	Bucky Keller and J. Fleischman				
1960-61	Charles W. (Chuck) Noe	15- 7	Lee Melear and Calvin Jones				
1961-62	Charles W. (Chuck) Noe	19- 6	Frank Alvis and Howard Pardue				
1962-63	William B. Matthews	12- 12	Mickey McDade				
1963-64	William B. Matthews	16- 7	John Wetzel				
1964-65	Howard P. Shannon	13- 10	Ron Perry				
1965-66	Howard P. Shannon	19- 5	Ted Ware				
1966-67	Howard P. Shannon	20- 7	Stan Kerrick				
1967-68	Howard P. Shannon	14- 11	Loyd King				
1968-69	Howard P. Shannon	14- 12	Loyd King				
1969-70	Howard P. Shannon	10- 12					
1970-71	Howard P. Shannon	14- 11					

YEAR-BY-YEAR RESULTS

1908-09 (4-2)

hW	33-26	Emory & Henry
aW	36-10	Bluefield YMCA
hW	63-6	Rand. Macon Acad.
aW	22-10	Staunton M.A.
aL	12-28	W & L
aL	9-15	VMI
	175-95	

1909-10 (11-0)

hW	68-12	Davidson
hW	47-12	Emory & Henry
hW	26-21	Emory & Henry
hW	60-19	Rand. Macon Acad.
aW	60-16	Hampden-Sydney
aW	45-26	Lynchburg YMCA
aW	27-15	Staunton M.A.
aW	31-18	W & L
aW	37-14	VMI
hW	42-29	W & L
hW	70-15	Hampden-Sydney
	513-197	

1910-11 (11-1)

hW	87-4	Rand. Macon Acad.
hW	43-22	Emory & Henry
hW	27-11	Emory & Henry
hW	65-9	Roanoke College
hW	58-20	Tennessee
aW	62-8	Roanoke College
aW	29-26	Lynchburg YMCA
aW	53-8	Hampden-Sydney
aL	26-35	Lynchburg YMCA
aW	27-20	W & L
aW	35-18	VMI
hW	42-28	W & L
	554-209	



The 1908-09 team, the first Tech squad.

1911-12 (6-3)

hW	27-12	Emory & Henry
aW	53-14	Beaver H.S.
hW	94-33	Roanoke H.S.
hW	45-15	Wake Forest
nL	18-42	W & L
hW	37-28	UNC
hL	32-37	Trinity (Duke)
aW	21-19	Wake Forest
hL	22-23	Lynchburg YMCA
	349-223	

1912-13 (5-9)

aW	22-19	Beaver H.S.
aL	15-54	W & L
aL	16-33	VMI
hW	36-23	Emory & Henry
hW	46-18	Roanoke College
hL	15-31	W & L
hW	36-16	Rand. Macon Acad.
hW	48-12	Beaver H.S.
aL	15-44	Guilford
aL	9-29	UNC
aL	16-23	Trinity (Duke)
aL	24-34	Durham YMCA
aL	12-21	Wake Forest
nL	16-39	Wake Forest
	326-416	

hW	52-5	Daleville College
hW	43-11	Emory & Henry
hW	29-19	Trinity (Duke)
hL	16-17	Elon
hW	32-19	N.C. State
nW	22-21	VMI
hW	48-16	Rand. Macon Acad.
aL	21-39	Virginia
	422-254	

1915-16 (12-3)

hW	65-18	Daleville College
hW	27-24	Cardinal A.C.
hW	27-10	Tusculum
aW	53-13	Beaver H.S.
hW	62-16	Church Hill A.C.
hW	30-14	Elon
hW	35-13	Elon
nW	44-27	UNC
aL	14-30	Virginia
aW	30-27	Georgetown
aL	28-31	Gallaudet
hW	23-14	W. Va. Western
hW	30-28	Wake Forest
hW	29-16	N.C. State
hL	19-25	VMI
	516-306	

1913-14 (14-5)

aW	28-14	Beaver H.S.
hL	30-41	Roanoke College
hW	37-20	Maryville
aL	15-51	Navy
aW	16-15	St. John's College
aW	26-17	Mt. St. Joseph
aL	28-54	Catholic U.
aW	46-16	Episcopal H.S.
aL	17-46	W & L
hW	16-15	Guilford
hW	32-11	Guilford
hW	36-20	Elon
hW	48-25	Emory & Henry
hW	41-9	Rand. Macon Acad.
hW	21-19	W & L
hW	58-14	King College
hW	29-24	Wake Forest
nW	27-16	VMI
aL	15-26	Roanoke College
	566-453	

1916-17 (17-2)

hW	53-9	Daleville College
hW	38-11	Hampden-Sydney
hW	39-10	William & Mary
aW	29-14	Hampden-Sydney
aW	37-16	Lynchburg YMCA
hW	49-18	Rand. Macon Acad.
hW	54-8	Church Hill A.C.
hW	41-12	Emory & Henry
hW	59-2	Va. Christian
hW	32-13	W.Va. Wesleyan
aW	27-18	N.C. State
aL	23-31	UNC
aW	22-20	Elon
aL	24-26	Wake Forest
aW	53-28	Roanoke YMCA
hW	44-17	Tennessee
hW	31-12	Wake Forest

1914-15 (9-4)

hW	39-14	St. Albans
aL	21-25	Georgetown
aW	40-20	Richmond
aW	31-19	N.C. State
aL	28-29	Rich. Howitzers

COACHING RECORDS

(Listed in order of number of victories)

Name	Seasons	W	L	Pct.	Years
Charles Moir	11	213	119	.642	1976-87
Chuck Noe	7	109	51	.681	1955-62
Seth Greenberg	6	107	85	.557	2003-
Howie Shannon	7	104	68	.605	1964-71
Bill Foster	6	101	78	.564	1991-97
Don DeVoe	5	88	45	.662	1971-76
G. F. (Red) Laird	8	77	120	.391	1947-55
W. L. (Monk) Younger	8	66	85	.437	1920-23; 32-37
Branch Bocoock	5	57	13	.814	1909-11; 13-16
Frankie Allen	4	56	61	.479	1987-91
H.M. (Mac) McEver	7	49	71	.408	1937-44
Charles E. Bernier	3	47	13	.783	1917-20
Ricky Stokes	4	46	69	.400	1999-03
G. S. (Gummy) Proctor	4	38	38	.500	1931-32; 44-47
William B. Matthews	2	28	19	.596	1962-64
Bobby Hussey	2	23	32	.418	1997-99
H.P. Sanborn	1	17	2	.895	1916-17
M. Buford Blair	2	9	19	.321	1924-26
L.N. Keesling	1	6	3	.667	1911-12
H.B. Redd	1	6	8	.429	1926-27
Houston B. Hughes	1	5	9	.357	1912-13
C.D. Rhodes	1	5	10	.333	1930-31

VIRGINIA TECH BASKETBALL 2009-2010

hW 30-22 UNC
aW 37-22 VMI
722-309

1917-18 (15-5)

hW 70-18 Daleville College
hW 53-9 Bridgewater
hL 19-23 Hampden-Sydney
hL 20-49 Davidson
aL 29-36 Hampden-Sydney
aL 15-35 Lynchburg YMCA
hW 45-42 Emory & Henry
hL 13-14 Elon
hW 30-13 Elon
hW 60-13 Eastern College
hW 40-23 Lynchburg A.C.
aW 23-22 Lynchburg A.C.
aW 34-29 Roanoke College
aW 29-10 W & L
aW 31-26 VMI
hW 46-16 Wake Forest
hW 34-15 Tennessee
hW 61-13 Va. Christian
hW 26-23 Roanoke College
hW 29-22 VMI
707-451

1918-19 (18-4)

hW 48-20 Roanoke YMCA
hW 57-11 Bridgewater
hW 40-16 Hampden-Sydney
hW 22-18 Roanoke College
hW 55-16 Daleville College
hW 71-16 Tusculum
aW 43-29 Lynchburg A.C.
nL 19-31 VMI
hW 46-16 Elon
hW 38-15 Elon
hW 37-15 W & L
aW 18-16 Catholic U.
aL 22-31 Georgetown
aL 24-28 Gallaudet
hW 20-17 Davidson
hW 31-18 Wake Forest
hL 13-14 Wake Forest
hW 28-22 UNC
nW 32-14 UNC
hW 37-20 VMI
nW 35-23 W & L
nW 30-24 VMI
766-450

1919-20 (14-4)

hW 59-29 Daleville College
aW 58-23 Roanoke YMCA
hW 67-8 Hampden-Sydney
aL 25-31 VMI
hW 26-18 Auburn
hW 35-19 Tusculum
hW 40-9 Tusculum
hW 59-11 Bridgewater
hL 19-34 West Va. Wesleyan
hW 23-14 VMI
aW 37-18 Lynchburg A.C.
aW 31-26 Catholic U.
aW 34-17 Johns Hopkins
aL 21-26 Delaware
aW 52-37 Church Hill A.C.
nW 42-17 N.C. State
nW 27-15 W & L
nL 26-28 VMI
681-380

1920-21 (19-5)

hW 64-10 Daleville College
hW 25-22 Roanoke College
hW 51-5 Lynchburg College
aW 33-22 Roanoke YMCA
hW 35-7 Hampden-Sydney
hW 34-14 Roanoke College
hW 35-10 The Citadel
nW 25-9 W & L
aL 21-45 VMI
aL 26-32 Lynchburg Elks
hW 37-10 Emory & Henry
aW 31-12 Church Hill A.C.
aW 31-25 Coll. Stars B'mre.
aW 37-24 West Virginia
aW 29-23 Penn State
aL 0-2 Delaware (forf.)
aW 26-20 George Washington
hW 31-15 Georgia Tech
hW 21-18 Trinity (Duke)
hW 29-19 Wake Forest
nW 23-19 Washington & Lee
nW 43-12 N.C. State
hL 11-26 VMI
nL 25-27 VMI
723-428

1921-22 (14-6)

hW 27-11 Marshall
hW 32-25 Lynchburg College
hW 33-13 Western Md.
aL 20-30 VMI
hW 37-10 Roanoke Elks
hW 40-14 Milligan College
hW 26-19 Tennessee
aW 29-17 Lynchburg Elks
aL 12-24 Richmond Takola
aW 29-28 Catholic U.
aL 33-35 George Washington
aL 14-62 Navy
hW 34-20 Morris-Harvey
nL 32-38 W & L
nW 26-25 VMI
hW 32-20 N.C. State
hW 48-21 Lenoir Rhyne
hW 38-16 Roanoke College
nL 22-26 Virginia
hW 27-19 VMI
591-473

1922-23 (13-6)

hL 20-28 Washington College
aW 27-18 King College
hW 35-20 Elon
hW 28-9 Hampden-Sydney
aW 22-19 VMI
hW 41-11 Concord St. T.
aL 7-31 W & L
hW 36-12 King College
hW 34-27 Roanoke College
hW 26-25 West Va. Wesleyan
hW 23-19 Carson Newman
nW 42-16 VMI
hL 33-34 Trinity (Duke)
hL 28-29 W & L
hW 38-16 Western Md.
hL 20-21 VMI
nW 22-18 Virginia
nW 20 26-23 Vanderbilt
nL 20 23-38 Chattanooga
531-414

1923-24 (5-13)

aL 14-41 Lynchburg College
hL 17-21 Morris-Harvey
aL 11-22 VMI
hL 10-37 Wake Forest
hL 25-33 Elon
nL 21-33 W & L
nL 16-32 Virginia
hL 15-37 Carson Newman
hW 30-29 William & Mary
nL 15-20 VMI
hW 24-12 King College
aL 17-29 Washington & Lee
aW 26-22 Transylvania
aL 14-36 Kentucky
aL 37-47 Centre College
aL 14-29 Marshall
aW 34-20 Morris-Harvey
hW 34-20 Roanoke College
374-521

1924-25 (6-9)

hW 39-21 Concord St. T.
hL 32-47 Wake Forest
aL 29-30 VMI
hW 33-28 King College
aL 18-26 W & L
hW 48-21 Morris-Harvey
aL 32-43 Virginia
hL 32-37 Carson Newman
hW 27-18 VMI
hW 42-19 Elon
hL 20-27 W & L
hL 29-40 Davidson
aL 32-48 Furman
aW 27-13 Clemson
nL 13-42 UNC
453-460

1925-26 (3-10)

hL 14-16 Concord St. T.
hL 17-19 Maryland
hL 19-23 Roanoke College
aL 30-43 W & L
hL 19-34 Virginia
hW 20-18 VMI
aL 23-24 Lynchburg College
aW 25-24 Richmond
aL 24-42 Catholic U.
aL 14-30 Maryland
hW 41-20 W & L
hL 20-27 Carson Newman
aL 19-26 VMI
285-346

1926-27 (6-8)

hW 33-29 King College
hW 40-22 Roanoke College
hW 26-24 Elon
aL 25-34 Virginia
aL 30-34 Roanoke College
aW 33-30 VMI
aL 32-36 UNC
aL 18-31 Duke
aL 24-29 N.C. State
hW 39-15 Lynchburg College
hL 23-39 W & L
hW 26-20 VMI
aL 40-46 W & L
hL 14-27 Virginia
403-416

1927-28 (5-11)

hW 30-10 King College
hL 20-29 Maryland
hW 30-29 Lynchburg College
aL 24-35 W & L
hW 39-26 Alabama
aL 26-35 Virginia
hL 11-29 VMI
nL 24-47 West Virginia
hL 31-34 Duke
hL 12-38 Virginia
nW 36-17 W & L
hW 37-14 Sewanee
aL 22-35 VMI
aL 26-36 Richmond
aL 10-30 Maryland
aL 33-57 Georgetown
411-501

1928-29 (4-13)

hL 29-36 Elon
aL 19-42 VMI
hW 26-25 Virginia
aL 25-44 W & L
aL 27-33 UNC
aL 27-44 Duke
aL 13-28 Davidson
hW 39-29 Maryland
aL 25-34 Virginia
hW 33-23 VMI
nL 27-49 West Virginia
hL 19-41 Davidson
hL 17-45 W & L
hL 25-26 Hampden-Sydney
hW 22-19 Carson Newman
hL 32-35 Marshall
hL 17-36 W & L
422-589

1929-30 (5-14)

aL 17-30 Roanoke College
hW 43-19 Roanoke College
hL 17-31 N.C. State
hW 35-29 Emory & Henry
aL 21-28 Virginia
aL 27-44 Maryland
hW 34-31 Virginia
hL 30-31 Elon
hW 39-35 VMI
hL 21-30 UNC
hL 23-27 Sewanee
hL 20-38 Davidson
hW 44-32 William & Mary
hL 23-34 Maryland
aL 21-43 VMI
hL 20-35 W & L
aL 23-41 UNC
aL 18-41 N.C. State
aL 20-35 W & L
496-634

1930-31 (5-10)

hW 28-21 Virginia
aL 18-22 N.C. State
aL 17-39 Wake Forest
aW 31-28 UNC
aL 20-22 Davidson
hW 28-27 VMI
aW 39-21 Lynchburg College
aL 25-35 Virginia
aL 16-33 Maryland
hL 24-30 UNC
aL 30-31 VMI
hW 38-35 Emory & Henry
aL 24-37 W & L
hL 27-34 Sewanee
hL 17-37 W & L
382-452

YEAR-BY-YEAR RESULTS

VIRGINIA TECH BASKETBALL 2009-2010

1931-32 (8-9)

hW	27-26	Wake Forest
aL	26-38	UNC
aL	17-33	N.C. State
hW	37-20	Roanoke College
aL	18-28	W & L
hL	24-35	Virginia
aL	22-26	Virginia
aL	16-51	Maryland
hL	21-30	Maryville
hL	18-22	N.C. State
hL	20-31	UNC
aW	25-18	VMI
hW	35-18	Catholic U.
hW	22-16	W & L
aW	30-25	Roanoke College
hW	25-17	Marshall
hW	23-18	VMI
	406-452	

1932-33 (5-10)

hL	20-40	Maryland
hW	34-31	W & L
aL	26-58	UNC
aL	18-46	N.C. State
aW	38-34	VMI
aL	21-37	Maryland
nL	30-36	Virginia
hL	25-45	N.C. State
hW	27-22	Davidson
hL	25-31	Duke
aL	32-40	Emory & Henry
hL	40-43	George Washington
aW	37-35	W & L
hW	27-15	VMI
nL	25-32	UNC
	425-545	

1933-34 (1-15)

hL	14-31	UNC
hL	24-29	Maryland
aL	25-37	Catholic U.
aL	19-40	George Washington
aL	32-34	Maryland
aL	21-42	UNC
hL	30-45	N.C. State
hL	14-34	Richmond
hL	28-32	Davidson
hW	22-19	VMI
hL	15-45	Duke
aL	31-47	W & L
hL	30-48	W & L
hL	30-46	N.C. State
aL	26-43	VMI
hL	20-27	Emory & Henry
	381-599	

1934-35 (3-16)

hL	25-42	Kroger Bl. Dev.
hL	9-29	UNC
hW	29-17	Roanoke College
hL	17-37	Richmond
aL	19-49	W & L
hL	24-29	Virginia
aL	17-29	N.C. State
aL	25-32	Duke
aL	13-29	UNC
aL	25-40	VMI
hW	30-24	William & Mary

hL	19-27	Duke
hL	22-29	W & L
hL	21-40	N.C. State
aL	20-40	Richmond
aL	26-42	William & Mary
aL	31-54	Virginia
aL	24-26	Roanoke College
hW	25-24	VMI
	421-639	

1935-36 (5-16)

hW	42-16	Roanoke YMCA
hL	13-27	Natl. Bus. College
hL	21-40	UNC
hL	28-36	William & Mary
hW	31-26	VMI
aL	23-24	Roanoke College
aL	18-50	W & L
aL	26-34	UNC
aL	28-44	N.C. State
aL	20-40	Duke
hL	44-46	N.C. State
hL	32-46	Clemson
hL	22-42	W & L
aW	26-15	Hampden-Sydney
aL	36-42	William & Mary
aL	26-30	Virginia
hW	35-30	Davidson
hW	27-23	Hampden-Sydney
hL	30-39	Roanoke College
aL	33-44	Natl. Bus. College
aL	36-38	VMI
	597-732	

1936-37 (6-11)

hW	36-29	William & Mary
hL	26-38	UNC
aW	28-27	Rand. Macon Acad.
aW	38-30	William & Mary
aL	22-32	Richmond
aL	30-52	W & L
aL	25-55	Catholic U.
aL	17-45	Navy
aL	22-30	VMI
hL	24-36	N.C. State
hL	24-38	W & L
nW	29-28	Virginia
aL	29-38	N.C. State
aL	25-41	UNC
nL	22-40	Virginia
hW	32-37	Richmond
hW	32-31	VMI
	461-617	

1937-38 (6-8)

hW	29-25	William & Mary
hL	32-38	UNC
hW	22-19	Richmond
aW	41-31	William & Mary
aL	22-25	Richmond
aL	34-52	W & L
aL	23-29	American U.
aL	35-42	Maryland
aL	38-43	Virginia
hW	28-35	VMI
hW	35-32	Virginia
hL	24-32	W & L
hW	52-45	Rand. Macon Acad.
aL	23-29	VMI
	438-467	

1938-39 (3-14)

hL	33-46	William & Mary
hW	32-31	Richmond
aL	35-46	Duke
aW	36-35	UNC
aL	29-66	W & L
aL	36-54	VMI
aL	16-45	Virginia
hL	31-47	Marshall
aL	26-44	Richmond
aL	30-57	William & Mary
hL	30-43	VMI
nL	40-55	Davidson
aL	35-52	N.C. State
hW	35-33	Rand. Macon Acad.
hL	25-39	Virginia
hL	26-31	Hampden-Sydney
hL	51-65	W & L
	546-789	

1939-40 (4-15)

nW	31-24	House of David
nL	25-46	UNC
hL	25-34	W & L
hW	33-18	Hampden-Sydney
aL	41-49	Maryland
aL	30-74	George Washington
hW	51-43	Natl. Bus. College
aL	22-42	W & L
hL	25-34	Virginia
hL	28-45	Marshall
aL	39-41	Richmond
aL	33-38	William & Mary

hL	28-35	Catawba
hL	32-41	Richmond
hW	40-32	VMI
nL	33-39	Natl. Bus. College
hL	29-49	William & Mary
aL	35-50	VMI
aL	27-42	Virginia
	607-776	

1940-41 (8-13)

aW	42-41	Langley Fld.
nL	38-39	Naval Trng. Sta.
aL	39-41	Apprentice School
hW	67-38	Naval Trng. Sta.
hL	51-54	William & Mary
nL	29-41	W & L
nL	35-49	Virginia
aL	30-37	W & L
aL	35-60	UNC
nW	57-41	Davidson
hW	54-35	N.C. State
hW	58-45	U. New Mexico
aL	35-36	Richmond
aL	50-52	William & Mary
aL	52-60	VMI
hL	31-33	VMI
hL	39-40	Virginia
hW	37-31	Richmond
aW	42-33	American U.
aW	48-39	Maryland
nL	37-54	George Washington
	906-899	

1941-42 (10-10)

aW	63-53	Emory & Henry
hW	50-38	Emory & Henry
aL	41-52	Naval Trng. Sta.
aW	59-44	Langley Field
aW	41-36	Apprentice School
nL	27-29	W & L
hL	29-34	William & Mary
hL	33-35	W & L
nW	42-25	Virginia
hW	55-27	Hampden-Sydney
nW	49-35	Citadel
aW	45-39	William & Mary
aL	39-44	Richmond
hW	28-26	VMI
hL	33-34	Richmond
aL	42-43	VMI
hL	36-58	Virginia
hW	57-42	Furman
aL	50-67	Duke
aL	43-54	N.C. State
	862-815	

1942-43 (7-7)

aW	39-38	Emory & Henry
hW	51-33	Emory & Henry
hW	49-34	William & Mary
aL	33-43	VMI
hL	35-38	UNC
hL	37-50	Bolling Field
aL	40-43	N.C. State
aL	70-78	Duke
aW	44-40	N.C. Pre-Flight
hW	42-37	W & L
nW	62-46	Virginia
hL	38-42	VMI
aL	25-55	William & Mary
aW	47-38	W & L
	612-615	

1943-44 (11-4)

aW	42-36	Emory & Henry
nL	55-63	Virginia



War Memorial
Gymnasium was home to
Tech basketball for many years.

VIRGINIA TECH BASKETBALL 2009-2010



- aL 29-60 N.C. Pre-Flight
- aL 29-42 UNC
- aW 31-26 Woodrow Wilson
- aW 46-20 VMI
- hW 46-24 Blackstone A.A.
- hW 53-30 Woodrow Wilson
- hW 39-17 VMI
- hW 46-22 William & Mary
- hW 44-24 Emory & Henry
- aW 43-40 Apprentice School
- aW 58-29 William & Mary
- nW 38-34 Davidson
- nL 24-39 UNC
- 623-506

1944-45 (6-8)

- hW 57-34 Bridgewater
- hL 34-39 Emory & Henry
- hW 47-41 Concord State
- hL 30-55 UNC
- hL 34-44 Virginia
- aL 28-60 UNC
- hW 42-23 VMI
- aL 40-55 Hampden-Sydney
- aL 30-41 William & Mary
- aL 27-37 Emory & Henry
- hW 41-35 Hampden-Sydney
- nL 41-48 Milligan
- hW 57-55 Milligan
- aW 57-34 VMI
- 565-601

1945-46 (11-8)

- hW 60-19 Lynchburg College
- hL 40-48 UNC
- hL 52-62 Old Dominion
- aL 29-57 Virginia
- hW 58-28 VMI
- aW 43-26 Woodrow Wilson
- hW 40-33 Richmond
- hW 48-24 VMI
- hW 31-25 Richmond
- aL 27-40 McGuire Gen.
- hW 69-31 Roanoke College
- aL 46-64 Old Dominion
- aL 42-63 UNC
- hW 51-45 William & Mary
- hW 69-23 W & L
- hL 48-57 George Washington
- aW 59-45 Roanoke College
- nW 2 39-33 George Washington
- nL 2 38-44 Duke
- 889-767

1946-47 (13-13)

- aW 52-41 Bristol YMCA
- aW 53-42 Catholic U.
- aL 45-48 American
- aW 55-39 Quantico
- hW 42-35 House of David
- hW 67-25 Lynchburg College
- hW 46-41 Roanoke College
- hW 51-22 Emory & Henry
- aW 53-52 VMI
- hL 49-57 Maryland
- hL 46-53 W & L
- aW 51-40 Roanoke College
- hL 52-58 Virginia
- hW 60-50 Hampden-Sydney
- aL 45-59 Richmond
- aL 41-50 William & Mary
- aL 40-52 Duke
- aL 51-57 UNC
- aL 60-75 Hanes Hosiery
- hW 54-40 Richmond
- hW 56-52 William & Mary



Harry Bushkar was the Virginia Player of the Year in 1946.

- hW 47-41 VMI
- aL 42-55 Maryland
- aL 49-66 George Washington
- aL 57-71 Hampden-Sydney
- aL 54-74 W & L
- 1318-1285

1947-48 (14-9)

- nW 1 58-46 Old Dominion
- aL 51-66 Georgetown
- aL 53-57 Quantico
- aW 48-42 Bristol YMCA
- hL 31-39 UNC
- hW 59-41 William & Mary
- aW 54-49 Virginia
- hW 44-43 Roanoke College
- aL 45-52 Duke
- aL 36-68 UNC
- hL 58-60 George Washington
- hW 71-49 Hampden-Sydney
- aW 50-39 VMI
- aW 51-46 Richmond
- aL 42-46 William & Mary
- aL 35-42 Roanoke College
- hW 75-49 W & L
- hW 55-48 Richmond
- hW 57-43 Virginia
- aW 57-55 Hampden-Sydney
- aW 55-47 W & L
- hW 59-51 VMI
- nL 2 40-61 UNC
- 1184-1139

1948-49 (10-13)

- aL 44-55 Roanoke Rebels
- aL 49-65 Quantico
- aL 37-54 George Washington
- aL 51-60 Maryland
- aL 48-56 Roanoke Rebels
- hL 48-56 UNC
- hW 56-46 Duke
- hW 54-52 William & Mary
- aL 58-66 W & L
- aL 52-65 Duke
- aL 59-78 UNC
- hL 48-51 Richmond
- hW 52-50 Virginia
- aW 48-38 Roanoke College
- aL 47-62 William & Mary
- aW 52-47 Richmond
- hW 66-53 VMI
- aW 66-64 Virginia

- hW 68-54 W & L
- hW 64-55 Roanoke College
- aL 58-64 Hampden-Sydney
- aW 59-48 VMI
- hL 66-68 Hampden-Sydney
- 1205-1307

1949-50 (16-9)

- aW 70-57 Kane's Rebels
- aL 58-72 Loyola College
- aL 52-84 St. John's
- aL 53-73 Long Island U.
- hW 63-57 Maryland
- hW 62-48 UNC
- nL 27 56-60 Davidson
- hW 78-48 Roanoke College
- hW 71-59 George Washington
- aW 58-39 Roanoke College
- aW 64-50 Virginia
- aL 69-73 W & L
- aW 73-41 VMI
- aL 53-66 UNC
- aL 56-81 N.C. State
- hW 61-51 Richmond
- hW 75-53 Hampden-Sydney
- hW 80-71 W & L
- aW 74-39 Richmond
- aL 50-64 William & Mary
- hW 78-64 Virginia
- hW 60-47 William & Mary
- hW 78-58 VMI
- aW 84-83 Hampden-Sydney
- nL 10 42-67 N.C. State
- 1618-1505

1950-51 (19-10)

- aW 83-63 Kane's Rebels
- nL 11 50-57 Eastern Kentucky
- hW 79-53 Little Creek Navy
- hW 89-64 Norfolk Navy
- aL 49-63 Duquesne
- aL 65-73 St. Francis
- aL 67-78 West Virginia
- aW 71-61 Roanoke College
- aW 79-74 Fort Meyer
- aL 64-67 Quantico
- aW 91-75 Hampden-Sydney
- aW 60-59 Virginia
- hW 94-81 Roanoke College
- nW 1 68-64 South Carolina
- aW 66-57 Maryland
- aW 86-71 George Washington
- hW 58-57 W & L
- aL 66-114 N.C. State
- aL 58-61 W & L
- hW 79-72 West Virginia
- aL 67-73 William & Mary
- aW 86-76 Richmond
- hW 85-60 VMI
- hW 93-62 Virginia
- hW 83-61 Richmond
- hW 94-83 Hampden-Sydney
- hW 82-77 William & Mary
- aL 76-79 VMI
- nL 2 61-64 Duke
- 2249-1995

1951-52 (4-16)

- aL 43-95 Eastern Kentucky
- aL 53-78 West Virginia
- aL 64-78 Roanoke Rebels
- aL 74-77 Roanoke College
- aL 71-76 W & L
- hL 74-88 George Washington
- aL 70-84 Hampden-Sydney
- aL 58-67 Davidson
- aL 60-71 South Carolina

- hW 90-62 Virginia
- aL 70-83 Richmond
- aL 79-85 William & Mary
- hW 60-54 Richmond
- nW 12 87-85 W & L
- aW 73-54 VMI
- hL 82-99 West Virginia
- hL 76-86 William & Mary
- aL 59-74 Virginia
- hL 53-56 VMI
- hL 82-83 Hampden-Sydney
- 1378-1535

1952-53 (4-19)

- aL 75-84 High Point
- aL 61-73 Elon
- aL 57-113 Marshall
- aL 42-83 Eastern Kentucky
- nL 12 66-69 South Carolina
- hL 55-92 West Virginia
- aL 46-65 Maryland
- aL 59-105 George Washington
- hW 85-68 W & L
- aL 95-108 Virginia
- aL 62-86 West Virginia
- aL 74-91 William & Mary
- aL 54-86 Richmond
- aL 74-76 W & L
- hL 56-70 Maryland
- hL 72-75 Furman
- hW 83-67 VMI
- hL 71-77 Richmond
- hL 65-81 George Washington
- hL 85-87 Virginia
- aL 64-90 VMI
- hW 75-74 William & Mary
- hW 71-62 Davidson
- 1547-1883

1953-54 (3-24)

- aL 55-82 Wake Forest
- aW 68-61 Davidson
- aL 75-103 Furman
- aL 55-93 George Washington
- aL 52-60 Maryland
- nL 4 54-63 Richmond
- nL 4 81-97 Virginia
- aL 62-91 N.C. State
- aL 45-82 Duke
- hL 40-73 George Washington
- hL 73-95 Virginia
- hL 69-87 Davidson
- aL 75-99 Richmond
- aL 66-82 William & Mary
- aL 68-111 West Virginia
- hL 41-54 Maryland
- hL 52-66 William & Mary
- hW 65-62 W & L
- aL 78-82 VMI
- nL12 53-107 Duke
- hL 61-83 Richmond
- nL 51-96 N.C. State
- nL13 67-101 West Virginia
- aL 69-78 Virginia
- hW 85-70 Citadel
- aL 62-72 W & L
- hL 63-64 VMI
- 1685-2214

1954-55 (7-20)

- aL 71-78 Elon College
- aW 91-69 Citadel
- aW 98-87 Col. Charleston
- aW 71-70 Davidson
- aL 68-76 Lenoir-Rhyne

YEAR-BY-YEAR RESULTS

VIRGINIA TECH BASKETBALL 2009-2010

nW 4 88-77 Rutgers
 nL 4 57-84 Richmond
 nL 4 67-82 William & Mary
 aL 82-98 West Virginia
 aL 61-63 Richmond
 aL 63-88 W & L
 hL 68-70 Davidson
 hL 69-75 William & Mary
 aL 60-95 George Washington
 hL 61-64 West Virginia
 aL 87-125 Furman
 aL 73-90 South Carolina
 hL 58-60 Furman
 hL 65-70 Richmond
 aL 73-105 William & Mary
 hL 67-82 W & L
 hL 57-82 George Washington
 aL 74-76 VMI
 hL 59-107 Virginia
 hW 88-53 Citadel
 hW 78-70 VMI
 aW 78-72 Virginia
 1932-2168

1955-56 (14-11)

hW 105-53 Guilford
 aL 68-85 Furman
 aW 97-64 Citadel
 aL 76-78 Davidson
 aW 108-75 Guilford
 nL 4 60-64 Seton Hall
 nL 4 85-103 Virginia

nW 4 80-59 Rhode Island
 aL 66-71 Virginia
 hW 89-73 Davidson
 hW 63-61 George Washington
 aL 57-66 William & Mary
 aW 60-49 W & L
 aL 70-92 George Washington
 hL 60-66 Richmond
 hW 76-64 Virginia
 aW 64-56 VMI
 aL 62-84 West Virginia
 hW 68-64 W & L
 hW 73-71 Furman
 aW 73-71 Richmond
 hL 74-79 William & Mary
 hW 103-47 Citadel
 hW 95-56 VMI
 nL 4 70-84 Furman
 1906-1729

1956-57 (14-8)

hW 79-71 Richmond
 aL 88-91 Furman
 aW 72-68 Citadel (OT)
 nL 21 55-56 Kentucky
 nL 21 47-62 Alabama
 hL 81-85 Furman
 hW 83-72 Citadel
 aL 70-72 William & Mary
 aW 49-47 Richmond
 hW 86-60 Davidson
 nL 13 54-59 West Virginia
 hW 70-56 Virginia
 aW 83-67 George Washington
 hW 66-56 W & L
 hW 94-83 William & Mary
 aW 54-46 W & L
 hW 80-42 VMI
 hW 82-63 George Washington
 aW 82-70 VMI
 aL 55-71 Davidson
 nW 4 64-56 William & Mary
 nL 4 54-68 W & L
 1548-1421

1957-58 (11-8)

hL 62-72 Richmond
 aL 54-55 Citadel (OT)
 aL 58-65 Tulane
 aW 70-59 Georgia Tech
 aL 73-74 Richmond
 aL 66-80 Virginia
 aW 86-63 VMI
 hW 96-60 W & L
 aW 87-75 William & Mary
 aW 64-51 Davidson
 hW 102-76 Furman
 hL 54-70 George Washington
 aW 78-64 W & L
 hW 90-58 Davidson
 hW 75-44 Citadel
 aL 72-76 George Washington
 hW 72-68 William & Mary
 hW 99-82 VMI
 nL 4 61-79 William & Mary
 1419-1271

1958-59 (16-5)

hW 85-73 Virginia
 aL 70-78 Marshall
 aW 95-80 Furman
 nW 16 93-52 Spring Hill
 nW 16 67-64 Centenary
 nL 16 66-71 La. Tech (OT)
 aW 69-60 Richmond
 hW 86-81 George Washington
 hW 105-24 W & L

nW 6 93-80 Marshall
 hW 91-70 Davidson
 aL 58-59 William & Mary
 aL 78-81 VMI
 hW 74-68 William & Mary
 hW 76-69 Citadel
 aW 94-63 Davidson
 hW 104-66 Richmond
 aW 91-84 George Washington
 aW 78-51 W & L
 hW 118-60 VMI
 nL 4 67-85 George Washington
 1758-1419

1959-60 (20-6)

hW 75-62 George Washington
 aW 80-72 Virginia
 nL 15 80-85 Marshall
 nW 15 78-74 Tennessee Tech
 aW 74-56 E. Tennessee St.
 aL 57-62 Tulane
 nW 21 82-61 Mississippi State
 aW 73-65 Richmond
 nW 6 79-72 Marshall
 hW 96-51 Davidson
 aW 92-91 William & Mary (OT)
 aW 95-93 VMI (OT)
 aW 89-78 Navy
 hW 107-77 Furman
 aL 59-77 Dayton
 aL 46-48 Toledo (OT)
 aL 90-105 George Washington
 aW 84-75 Davidson
 hW 82-66 William & Mary
 aW 86-74 Citadel
 hW 85-53 Richmond
 hW 100-71 VMI
 aW 100-87 Furman
 aW 78-58 Richmond
 nW 4 88-52 George Washington
 nL 4 72-82 West Virginia
 2127-1817

1960-61 (15-7)

hW 76-54 Richmond
 hW 105-59 Davidson
 nL 14 73-76 Auburn
 nW 14 81-54 Baylor
 nW 19 106-75 South Carolina
 aW 73-63 Citadel
 aL 56-74 Alabama
 hW 77-72 Furman
 hW 78-63 VMI
 aL 60-74 William & Mary
 aL 72-83 West Virginia
 aL 84-100 Wake Forest
 hW 116-93 Citadel
 aL 79-81 Richmond
 aW 86-85 VMI
 aW 99-77 George Washington
 hW 85-67 William & Mary
 aW 79-72 Davidson
 hW 105-70 Virginia
 hW 98-92 George Washington
 aW 103-81 Furman
 nL 4 83-84 George Washington
 1874-1649

1961-62 (19-6)

aL 74-80 George Washington
 aL 70-73 NYU
 nW 14 70-65 Alabama
 nL 14 63-77 Auburn
 nW 22 79-78 Vanderbilt
 nW 22 78-69 Florida
 hW 91-67 Alabama
 aW 97-75 VMI

aL 81-85 West Virginia
 aW 63-49 William & Mary
 hW 67-54 Richmond
 aW 92-59 Virginia
 hW 83-73 Tennessee
 aL 83-89 Furman
 hW 85-82 West Virginia
 hW 111-86 East Carolina
 hW 74-72 Furman
 hW 87-81 Wake Forest
 hW 104-65 William & Mary
 hW 85-71 VMI
 aW 76-69 Richmond
 hW 91-75 George Washington
 nW 4 101-83 Citadel
 nW 4 70-66 VMI
 nL 4 72-88 West Virginia
 2047-1831

1962-63 (12-12)

aW 80-77 Kentucky
 hW 76-88 Richmond
 hW 77-71 William & Mary (OT)
 hW 82-65 Mississippi State
 aL 72-80 Vanderbilt (OT)
 nL 22 72-73 Georgia Tech (OT)
 nL 22 67-69 Rice
 hW 71-63 Virginia
 hW 74-70 VMI
 aL 63-78 William & Mary
 aL 63-76 Wake Forest
 hL 61-66 Furman
 aL 83-86 West Virginia
 aW 75-73 Virginia
 hW 79-75 George Washington
 aW 77-66 VMI
 hL 76-79 West Virginia
 aW 90-72 Richmond
 hL 61-64 Wake Forest
 aL 73-82 George Washington
 aL 64-70 Furman
 hW 81-73 East Carolina
 nW 4 74-72 William & Mary
 nL 4 67-75 Davidson
 1758-1743

1963-64 (16-7)

hW 77-53 Richmond
 aW 93-77 Mississippi State
 hW 81-75 Georgia
 hW 72-64 LSU
 hL 60-81 Tennessee
 hW 83-76 George Washington
 hW 62-60 Virginia
 aL 89-96 George Washington
 hW 75-65 Furman
 hW 77-72 Wake Forest
 aW 73-66 William & Mary
 aW 90-88 UNC (2OT)
 hW 72-68 East Carolina
 aW 78-62 Virginia
 aL 87-96 Georgia
 hL 73-81 West Virginia
 aW 103-85 Richmond
 hW 90-86 William & Mary (OT)
 aL 82-85 Wake Forest
 hW 79-54 Navy
 aW 78-75 Furman
 aL 77-79 West Virginia
 nL 4 62-64 George Washington
 1813-1708

1964-65 (13-10)

nL 42 63-98 Duke
 nL 42 69-74 Pittsburgh
 nL 42 84-99 Duquesne



Chris Smith, who was a great rebounder from 1958-61, is a charter member of the Virginia Tech Sports Hall of Fame.

VIRGINIA TECH BASKETBALL 2009-2010



- hW 69-64 Vanderbilt
- aL 74-75 Wake Forest
- hL 53-72 Alabama
- hW 104-75 Mississippi State
- hL 90-94 Citadel (OT)
- hW 73-56 Virginia
- hL 85-86 Wake Forest
- aW 89-75 William & Mary
- hW 68-58 Richmond
- hW 89-63 East Carolina
- hW 104-81 Furman
- hW 82-74 West Virginia
- aW 94-74 Richmond
- aW 102-82 Furman
- hW 92-74 George Washington
- aL 83-84 George Washington
- hW 76-57 William & Mary
- aL 72-127 West Virginia
- nW 18 103-63 Richmond
- nL18 59-70 William & Mary
- 1878-1775

1965-66 (19-5)

- nL17 79-112 Duke
- aW 94-88 Purdue (OT)
- hW 79-59 Mississippi State
- hW 95-63 William & Mary
- hW 91-88 Massachusetts
- hW 72-62 Clemson
- nW 25 101-74 Texas A&M
- nW 25 91-90 Wichita
- nL 25 90-99 Oklahoma City
- aW 76-69 William & Mary
- hW 88-73 Richmond
- hW 100-74 Pittsburgh
- aW 82-75 George Washington
- hW 83-64 East Carolina
- aW 90-87 Clemson
- hW 91-77 Toledo
- aL 81-82 Richmond
- aL 65-79 Virginia
- hW 110-85 Wake Forest
- aW 81-75 UNC
- aW 67-61 Citadel
- hW 82-61 George Washington
- aW 90-83 Wake Forest
- nL 24 73-88 Temple
- 2051-1896

1966-67 (20-7)

- nW 18 85-71 Duke
- hW 79-63 Purdue
- aL 75-78 Wake Forest (OT)
- hW 99-77 Eastern Kentucky
- hW 76-61 Richmond
- nW 22 67-65 Penn State
- nL 22 73-92 Florida
- aW 96-69 William & Mary
- hW 82-70 Wake Forest
- nW 18 74-68 Davidson
- hW 91-62 East Carolina
- hL 68-70 Clemson
- aW 77-60 Pittsburgh
- hW 100-65 Loyola (Md.)
- hW 84-79 William & Mary (OT)
- hW 78-70 George Washington
- aW 89-71 Richmond
- hW 87-47 Ohio University
- aW 78-66 George Washington
- aL 33-43 East Carolina
- hW 87-80 Richmond
- aL 78-110 UNC
- hW 76-60 Virginia
- aL 71-90 Toledo
- nW 23 82-76 Toledo
- nW 23 79-70 Indiana
- nL 23 66-71 Dayton (OT)
- 2130-1904



Charlie Lipscomb led the Hokies in field goal percentage in the 1970-71 season.

1967-68 (14-11)

- nL 22 66-74 Duke
- aL 76-89 UNC
- aL 70-92 Alabama
- hW 71-67 Wake Forest
- nL 26 77-90 Yale
- hW 75-59 NYU
- nW 25 103-76 Idaho State
- nL 25 64-97 Brigham Young
- nL 25 61-76 Auburn
- aW 74-65 Ohio U.
- aW 84-82 Virginia
- hW 90-70 William & Mary
- aW 80-71 Richmond
- hW 92-54 Loyola
- aL 61-78 Villanova
- aW 101-78 Clemson
- hW 84-74 Eastern Kentucky
- aL 76-81 Davidson
- hW 76-65 Toledo
- hL 70-80 UNC
- hW 91-71 Richmond
- aW 78-72 William & Mary (OT)
- hW 77-71 Bowling Green
- aL 79-120 Houston
- aL 78-88 Tulane
- 1954-1940

1968-69 (14-12)

- nL 17 76-87 Duke
- nL 28 70-81 West Virginia
- hW 77-74 Florida State
- nW 19 83-72 William & Mary
- nW 19 85-74 Virginia
- nW 47 79-58 Delaware
- nL 47 63-66 Baylor
- aW 88-87 East Carolina (OT)
- aW 75-60 William & Mary
- hW 77-67 Richmond

- aL 77-99 UNC
- hW 77-46 William & Mary
- hL 57-70 Villanova
- hW 84-74 Appalachian State
- aL 65-73 Eastern Kentucky
- hW 86-75 Clemson
- aL 76-105 Toledo
- aL 77-83 Bowling Green
- hW 67-54 UT Arlington
- aL 71-79 Wake Forest
- hW 68-64 Virginia
- aL 77-78 Richmond
- aL 71-79 Davidson
- hW 79-76 Tulane
- aL 77-82 West Virginia
- hW 74-68 Houston
- 1956-1930

1969-70 (10-12)

- nL 17 63-66 Duke (2OT)
- hW 76-65 William & Mary
- hL 63-78 N.C. State
- nL 29 79-84 William & Mary
- nL 22 45-48 Florida
- nL 22 55-57 Army
- hW 69-59 Richmond
- hW 57-53 Bucknell
- aL 71-81 Virginia
- aW 92-72 William & Mary
- aW 66-59 Richmond
- hW 91-74 Eastern Kentucky
- aL 79-87 Clemson
- aL 54-86 South Carolina
- aL 73-83 Florida State
- nW 28 76-75 West Virginia
- hL 66-73 Davidson (OT)
- hW 102-69 Loyola (Baltimore)
- hW 94-78 Wake Forest
- hL 79-83 Appalachian State
- aL 70-98 UNC
- hW 80-78 West Virginia
- 1680-1678

1970-71 (14-11)

- nW 29 88-78 William & Mary
- nL 29 59-68 Virginia
- hW 89-66 Appalachian State
- aL 87-94 N.C. State (OT)
- aL 75-104 Duke
- hL 76-78 South Carolina
- nL 30 74-83 E. Tennessee St.
- nW 30 77-57 Richmond
- aL 81-92 Wake Forest
- hW 93-74 Virginia
- hW 87-77 George Washington
- aL 73-74 Richmond (2OT)
- aL 79-86 Eastern Kentucky
- hW 76-66 Clemson
- hW 89-58 Richmond
- aW 74-62 William & Mary
- hW 91-63 William & Mary
- aW 102-85 Tulane
- aW 82-75 Tampa
- nL 28 82-93 West Virginia
- aL 53-56 Clemson
- hW 86-80 Ohio University
- hW 73-52 Kent State
- hW 106-85 Georgia Southern
- aL 95-104 West Virginia
- 2047-1910

1971-72 (16-10)

- hW 83-58 Richmond
- aL 60-93 UNC
- hW 92-80 Appalachian State
- aL 76-77 South Carolina

- nW 1 82-54 Richmond
- nL 1 56-57 VMI
- nW 18 77-73 Rutgers
- aL 73-83 Davidson
- nL 73-83 Duke
- aW 67-66 American
- nL 30 62-66 Texas A&M (OT)
- hW 70-60 Wake Forest
- hW 81-79 Georgia Southern
- aL 79-88 Ohio U.
- aL 73-85 Clemson
- aW 105-101 West Virginia (3OT)
- hW 87-65 William & Mary
- hW 48-44 Clemson
- aW 82-65 Richmond
- aL 85-107 Virginia
- aW 90-69 William & Mary
- hW 76-55 Tulane
- hW 72-70 Loyola (Md.)
- aW 70-63 Kent State
- hL 82-83 West Virginia
- hW 103-75 Eastern Kentucky
- 2004-1899

1972-73 (22-5)

- hW 99-58 Appalachian State
- nL 82-96 UNC
- aW 98-77 William & Mary
- hW 78-67 E. Tennessee St.
- aW 67-62 Ohio State
- hW 71-61 Richmond
- aW 3 81-80 Old Dominion
- nW 3 77-71 Stanford
- aW 96-93 St. Bonaventure
- hW 81-68 South Carolina
- hW 100-90 Ga. Southern
- aL 75-92 Florida
- hW 127-92 William & Mary
- hW 91-82 Florida State
- aW 71-67 Wake Forest
- aL 72-81 Eastern Kentucky
- hW 102-89 Northern Illinois
- aW 86-88 West Virginia
- aL 93-94 Richmond (2OT)
- hW 117-89 George Washington
- aL 74-89 Toledo
- hW 87-83 Virginia
- hW 76-53 West Virginia
- nW 24 65-63 New Mexico
- nW 24 77-76 Fairfield
- nW 24 74-73 Alabama
- nW 24 92-91 Notre Dame (OT)
- 2309-2195

1973-74 (13-13)

- hW 62-51 VMI
- aL 74-76 Auburn
- aL 64-75 Alabama
- hW 68-67 Ohio State
- nL 18 78-83 UNC
- hW 85-74 Florida
- nL25 66-85 Houston
- nL25 74-79 Weber State
- nW25 102-66 Southwestern
- hW 92-65 Eastern Kentucky
- hW 77-75 St. Bonaventure
- aL 80-85 Florida State
- hW 82-80 West Virginia
- hL 68-70 Oral Roberts
- hW 72-68 Richmond
- aW 75-74 Northern Illinois
- hW 80-61 William & Mary
- hL 58-64 Wake Forest
- hW 80-69 Toledo
- aW 72-54 William & Mary
- aL 86-90 Richmond
- aL 83-94 West Virginia
- aL 71-82 South Carolina

YEAR-BY-YEAR RESULTS

VIRGINIA TECH BASKETBALL 2009-2010

hW 75-65 Mercer
 aL 70-84 Virginia
 aL 81-88 George Washington (2OT)
 2064-2005

1974-75 (16-10)

aW 96-64 VMI
 aW 86-85 Florida
 aL 72-75 Vanderbilt
 nW 32 73-66 Austin Peay
 hW 83-82 Auburn
 aW 72-71 Ohio State
 aL 63-84 Michigan
 nW 33 88-77 Washington
 hL 73-77 Alabama
 hW 107-87 Vermont
 aL 69-88 St. Bonaventure
 hL 77-81 South Carolina
 hW 74-73 Virginia
 aW 87-86 West Virginia (OT)
 hW 60-48 Fairleigh Dickinson
 aW 83-69 Richmond
 aL 69-76 William & Mary
 aL 72-90 Wake Forest
 aW 90-81 Eastern Kentucky
 hW 87-74 DePaul
 hW 106-79 Richmond
 hW 101-75 William & Mary
 hL 75-87 UNC
 aL 81-85 Oklahoma City
 aL 68-93 Oral Roberts
 hW 78-68 West Virginia
 2090-2021

1975-76 (21-7)

hW 94-67 Sewanee
 hW 89-44 Akron
 aL 75-88 UNC
 hW 90-60 Florida
 hW 112-71 Morehead State
 nW 34 87-60 Oregon
 aL 74-101 Indiana
 hW 99-85 Vanderbilt
 nW 1 115-74 St. Bonaventure
 hW 112-67 Birmingham So.
 aW 72-71 Memphis State
 hW 114-80 West Virginia
 nW 4 91-69 Virginia
 hW 86-58 Jacksonville
 nL 17 72-79 Duke
 hW 108-82 Marshall
 aW 81-78 West Virginia
 hW 105-79 William & Mary
 hW 87-66 Oklahoma City
 hW 86-66 Ohio University
 hW 80-73 George Washington
 aW 50-48 William & Mary
 aL 61-68 Marquette
 aL 65-73 DePaul
 hW 102-95 Wake Forest
 aL 75-79 Virginia (2OT)
 aW 92-81 Syracuse
 nL 23 67-77 Western Mich. (OT)
 2441-2039

1976-77 (19-10)

hW 92-62 Marietta
 hW 98-70 Charleston Baptist
 aL 73-74 West Virginia
 hW 84-77 Ohio State
 nL 1 77-81 UNC
 aW 76-75 Dayton
 nL 35 78-108 Alabama
 hW 92-55 Northern Illinois
 nW 4 59-58 Richmond
 nW 4 65-60 Virginia
 hW 96-71 Texas Wesleyan



Duke Thorpe led the Hokies in scoring and rebounding in the 1976-77 season.

aL 82-94 St. Bonaventure
 nL 36 50-55 Akron
 aW 74-68 Jacksonville
 hL 70-77 Oral Roberts
 hW 88-56 Fairleigh Dickinson
 aW 84-81 Marshall
 hW 99-79 Wis.-Milwaukee
 hL 78-86 West Virginia
 aW 75-73 George Washington (OT)
 hW 70-69 Memphis State
 hW 89-74 Army
 hW 122-70 Birmingham So.
 aL 77-83 Ohio U.
 aW 98-97 Wake Forest (OT)
 nW 1 71-62 Virginia
 hL 70-75 Marquette
 hW 24 83-79 Georgetown
 nL 24 72-79 Alabama
 2342-2146

1977-78 (19-8)

hW 104-73 Ohio Northern
 hW 111-71 Ohio Wesleyan
 nW 4 86-76 Richmond
 aW 84-75 Penn State
 hW 88-66 New Hampshire
 aW 76-75 Vanderbilt
 hW 95-52 Brown
 hW 81-79 George Washington
 nL 1 79-86 Duke
 hW 94-89 St. Bonaventure
 hW 99-88 West Virginia
 hW 85-70 Canisius
 nL 1 62-66 Virginia
 aW 70-68 Oral Roberts
 aW 100-80 Samford
 hW 77-69 Upsala
 aL 70-71 South Carolina
 hW 87-71 Syracuse
 hW 109-75 Ark.-Little Rock
 nL 18 68-83 N.C. State
 nL 18 88-101 UNC

nW 4 71-63 VCU
 nL 4 68-76 Virginia
 hW 105-83 Ohio University
 hL 74-88 Wake Forest
 aL 88-89 West Virginia
 hW 95-77 East Carolina
 2314-2060

1978-79 (22-9)

hW 119-66 Buffalo St.
 hW 101-68 Samford
 nW 1 79-66 VMI
 hW 84-59 William & Mary
 aW 91-88 Old Dominion
 nW 1 90-71 St. Louis
 nW 1 81-69 Delaware
 hW 77-60 James Madison
 aW 62-60 New Orleans
 hL 68-72 Cincinnati
 aL 76-95 St. Bonaventure
 aL 82-83 West Virginia
 hW 83-68 Penn State
 nL 4 78-93 Virginia
 hW 100-80 Richmond
 aL 72-82 Louisville
 hW 113-51 CCNY
 nL 18 88-97 N.C. State
 nL 18 80-92 UNC (OT)
 hW 91-85 Old Dominion
 nL 1 72-78 Virginia
 aW 55-49 William & Mary
 hW 104-84 Ga. Southern
 aW 76-75 Cincinnati
 hW 73-61 West Virginia
 aW 93-91 Richmond
 nW 37 80-74 Cincinnati
 nW 37 72-68 Louisville
 nW 37 68-60 Florida State
 nW 23 70-53 Jacksonville
 nL 23 69-86 Indiana State
 2547-2284

1979-80 (21-8)

hW 87-62 Campbell
 hW 101-88 Liberty Baptist
 hW 82-72 E. Tennessee St.
 nW 1 93-84 Miami (Ohio)
 nW 1 67-62 Georgia Tech
 nW 21 71-58 Tulane
 nL 21 66-70 Mississippi
 aW 66-61 St. Louis
 hL 69-70 Memphis St. (OT)
 hW 73-71 West Virginia (OT)
 hW 89-61 New Orleans
 nL 4 58-65 Virginia
 aW 61-59 Cincinnati
 aW 79-77 Florida State
 hW 97-57 Cincinnati
 aW 78-62 Ohio University
 aW 68-64 West Virginia
 nW 1 69-68 Tulane
 hW 82-70 St. Bonaventure
 aW 88-81 George Washington
 hL 54-56 Louisville (OT)
 hW 66-40 James Madison
 aL 63-65 Memphis State (OT)
 aL 72-77 Louisville
 hW 78-76 Florida State
 hW 99-73 St. Louis
 nL 38 51-65 Cincinnati
 aW 23 89-85 W. Kentucky (OT)
 nL 23 59-68 Indiana
 2175-1967

1980-81 (15-13)

hW 85-57 Johns Hopkins
 hW 81-78 Richmond

aL 61-68 Mississippi St.
 aW 72-68 E. Tennessee St.
 nW 28 70-64 West Virginia
 hW 72-70 Pittsburgh
 hL 52-55 Texas A&M
 aL 51-57 VCU
 nW 4 83-79 Richmond
 nL 1 51-64 Virginia
 hL 43-51 William & Mary
 hW 80-70 Florida State (OT)
 aL 77-82 Cincinnati
 aL 46-48 William & Mary (3OT)
 aL 60-70 Memphis State
 aW 75-69 St. Louis
 hW 91-67 Liberty Baptist
 aL 70-92 Louisville
 hW 92-67 George Washington
 hL 66-71 Louisville
 hW 84-69 St. Louis
 aL 76-80 Florida State
 aL 74-76 Tulane
 hW 71-70 Memphis State
 hW 96-75 Tulane
 hW 115-92 Cincinnati
 nW 38 72-66 Memphis State
 aL 68-81 Louisville
 2034-1956

1981-82 (20-11)

hW 116-64 Johns Hopkins
 aW 93-72 George Washington
 hW 76-60 William & Mary
 aW 70-68 Richmond
 hW 100-72 Old Dominion
 hW 94-79 East Tennessee St.
 hW 75-53 Mississippi St.
 nW 22 75-70 Boston College
 aW 102-83 Jacksonville
 nL 1 67-75 West Virginia
 hW 75-74 Louisville (OT)
 hW 65-64 Tulane
 hL 65-69 Florida State
 hL 73-78 Memphis State
 aW 78-76 Louisville
 aW 83-75 St. Louis
 aL 78-83 Memphis State
 hW 76-64 Cincinnati
 hW 101-76 VMI
 nL 1 66-80 Virginia
 aL 51-66 William & Mary
 aL 51-52 Marquette
 aL 81-87 Cincinnati
 hW 112-76 St. Louis
 aW 77-76 Florida State
 aL 58-63 Tulane
 nW37 106-92 Cincinnati
 aL 70-71 Memphis State
 hW 69-58 Fordham
 aW 61-59 Mississippi
 aL 73-90 Georgia
 2437-2225

1982-83 (23-11)

hW 85-60 Augusta
 hW 105-50 Univ. of Charleston
 hW 88-62 Md. Eastern Shore
 aW 71-53 Liberty Baptist
 hW 86-66 Richmond
 hW 122-73 South Carolina St.
 hW 92-56 Appalachian St.
 nL 39 86-88 Oklahoma (OT)
 nW 39 53-49 Texas Tech
 nW 39 70-57 Providence
 hW 84-72 East Carolina
 hW 79-45 Fredonia State
 hW 74-69 Southern Miss.
 hW 69-56 Memphis State

VIRGINIA TECH BASKETBALL 2009-2010



hW	70-69	Florida State
nL 4	64-74	Virginia
aL	45-64	Tulane
aW	77-64	Southern Miss.
hW	72-68	Marquette
aL	64-73	Memphis State
aL	86-90	West Virginia (3OT)
aL	62-65	Western Kentucky
hW	88-76	No. Carolina A&T
hW	84-81	Cincinnati
aL	73-76	Old Dominion
aL	78-82	Florida State
aW	72-54	VMI
hW	62-59	Tulane
hL	64-73	Louisville
aW	73-72	Cincinnati
nW 40	79-68	Southern Miss.
nL 40	73-79	Tulane
hW	85-79	William & Mary
aL	68-75	South Carolina

1983-84 (22-13)

hW	99-71	Md. Eastern Shore
hW	93-53	Towson State
nL 17	80-88	Wake Forest (OT)
nW 17	89-65	N.C. State
hW	77-60	George Washington
aL	79-83	Louisville (OT)
aW	56-52	Tulane
hW	89-55	Southern Miss.
hW	69-51	Cincinnati
aL	62-63	Memphis State
hL	61-63	Tulane
aW	65-56	Southern Miss.
hW	76-74	Louisville
nW 4	56-54	Virginia
aL	67-69	South Carolina
hL	67-68	West Virginia
hW	89-69	Memphis State
aL	57-58	Florida State
aL	53-55	Richmond
hL	79-93	Florida State


nW 37	49-47	Tulane
nW 37	69-61	Louisville
aL	65-78	Memphis State
hW	77-74	Georgia Tech
nW 17	68-66	South Alabama
hW	72-68	Tennessee
nL 24	75-78	Michigan
nW 24	71-70	SW Louisiana

1984-85 (20-9)

hW	102-76	Old Dominion
hW	98-87	Univ. of Charleston
hW	91-46	Md. Eastern Shore
hW	108-65	South Carolina St.
nW 41	80-53	Iowa State
aL 41	75-86	Tennessee
hW	107-74	Rider
aW	65-63	West Virginia
nW 4	47-37	James Madison
aL	65-69	VCU
nL 9	59-67	Virginia
hW	92-67	No. Carolina A&T
hW	109-68	South Carolina
hW	85-71	Florida State
aW	72-68	Southern Miss.
aW	66-58	Tulane (OT)
hL	79-89	Memphis State
aW	81-61	Louisville
aL	82-91	Memphis State
hW	96-80	Southern Miss.
hW	82-69	Cincinnati
hL	65-70	Louisville
hW	66-65	Tulane
hW	98-66	Morgan State
aW	87-75	Florida State
aW	78-67	South Carolina
aL	61-70	Cincinnati
nL 38	93-97	Florida State
nL 23	57-60	Temple

1985-86 (22-9)

nL 43	66-67	Michigan
nW 43	70-66	Chaminade
aW	90-81	Southern California
aW	90-76	Old Dominion
hW	72-45	Coppin State
hW	78-52	VCU
nW 1	84-66	Virginia
aW	59-57	VCU
hW	76-69	West Virginia
nL 44	82-83	Miami Univ. (OT)
nW 44	95-67	American
hW	74-65	James Madison
hW	85-71	Western Kentucky
hW	88-72	Southern Miss.
aW	71-69	South Carolina
aW	73-65	James Madison
aL	104-107	Cincinnati (2OT)
hW	79-75	No. Carolina A&T
hW	86-73	Florida State
aL	61-83	Memphis State
hW	71-67	Richmond
hW	76-72	Memphis State
aL	68-103	Louisville
hL	83-93	Louisville
hW	92-78	South Carolina
aW	88-73	VMI
aL	66-69	Southern Miss.
aW	92-84	Florida State
hW	83-71	Cincinnati
nL 38	76-77	Florida State
nL 23	62-71	Villanova



Wally Lancaster scored 30 points in Tech's upset of Georgetown during the 1987-88 season.

1986-87 (10-18)

aL	66-86	Old Dominion
hL	67-70	James Madison
aL	48-65	West Virginia
hW	67-65	Tennessee State
nL 22	60-82	Florida
aF	79-77	Jacksonville
nF 1	76-68	Wake Forest
nW 4	79-69	Richmond (OT)
nL 4	70-84	James Madison
hW	98-61	San Francisco St.
hW	99-68	VMI
hW	61-57	South Carolina
aL	72-78	Cincinnati
aL	62-77	Richmond
hW	85-72	Southern Miss.
aL	62-84	Louisville
aL	66-83	Memphis State
hL	65-70	VCU
hW	90-60	East Tennessee St.
hW	82-79	Florida State (OT)
hL	71-90	Louisville
hW	79-73	Cincinnati
nL 4	73-91	Virginia
aW	71-69	South Carolina
aL	77-89	Southern Miss.
aL	78-107	Florida State
hL	65-74	Memphis State
nL 38	66-83	Southern Miss.

1987-88 (19-10)

aL 45	85-88	Middle Tenn. St.
hW	101-73	Southern California
aW	85-73	E. Tennessee St.
aW	91-74	James Madison
nW 29	87-82	Georgetown
hW	110-65	Baptist College

aL	96-105	Missouri
hW	92-79	West Virginia
hW	97-71	Old Dominion
aL	77-80	South Carolina
hW	82-80	Memphis St. (OT)
hW	90-74	Marshall
aW	102-97	Cincinnati
aL	102-127	Southern Miss.
aL	84-97	VCU
hW	81-60	UNC Charlotte
hW	70-56	Radford
nW 1	66-64	Virginia
hW	88-87	Florida State
aL	99-107	Louisville
hW	141-133	So. Miss. (2OT)
hW	79-62	South Carolina
hW	115-111	Cincinnati
hW	87-74	Richmond
aW	93-75	Marquette
hL	82-87	Louisville
aL	79-92	Florida State
aL	104-112	Memphis State
nL 37	81-92	South Carolina

1988-89 (11-17)

hW	101-65	Wofford
hW	96-75	William & Mary
hW	103-84	James Madison
aL	76-79	Alabama
aW	105-92	Old Dominion
aL	52-101	West Virginia
aL	57-87	Georgetown
nW 4	79-68	Richmond
aW	97-91	VCU
aL	104-108	Marshall
hL	90-93	Marquette
hL	73-82	Louisville
aL	83-91	Memphis State
hL	99-104	Missouri
nW 1	90-83	VMI (OT)
aL	78-91	Southern Miss.
nL 4	106-113	Virginia (OT)
hL	97-100	Florida State
aL	95-108	Louisville
hW	107-92	Southern Miss.
aW	84-76	UNC Charlotte
aL	70-81	South Carolina
hL	79-90	Cincinnati
hW	82-79	East Tennessee St.
aL	84-98	Cincinnati
hL	79-86	South Carolina
aL	97-117	Florida State
hW	78-73	Memphis State

1989-90 (13-18)

hL	73-77	Marshall
hW	83-62	UNC Asheville
hW	76-75	Alabama
aL	88-102	James Madison
aW	76-53	William & Mary
hW	75-68	West Virginia (OT)
aL	64-97	Georgetown
nL 39	89-100	Rutgers
nW 39	78-77	San Francisco
nL 39	84-89	Creighton
aL	77-97	Memphis State
hW	71-68	VCU (OT)
aL	85-87	Southern Miss.
aW	72-68	Tulane
hW	74-61	Liberty
hW	91-83	Old Dominion
hL	59-62	Cincinnati
nL 1	59-77	Virginia
hL	63-67	Florida State
aL	80-89	Maryland
aL	69-96	Louisville



Guard Al Young's last-second tip gave Tech a victory over South Alabama in the 1984 NIT.

YEAR-BY-YEAR RESULTS

VIRGINIA TECH BASKETBALL 2009-2010

hL 76-93 Southern Miss.
 hW 95-77 Tulane
 aL 82-86 Richmond (OT)
 hL 78-97 Louisville
 aL 80-94 Cincinnati
 aL 80-93 South Carolina
 aW 84-74 Florida State
 hW 69-64 South Carolina
 hW 87-74 Memphis State
 nL 46 67-81 Southern Miss.
 2384-2488

1990-91 (13-16)


hW 79-77 VMI
 hW 91-89 James Madison
 hW 66-64 William & Mary
 aL 76-84 Old Dominion
 aW 77-75 VCU (OT)
 aL 70-88 George Washington
 nW 4 82-79 Richmond
 nL 4 58-73 James Madison
 aW 92-89 Marshall
 hW 81-66 Memphis State
 hL 77-83 Tulane
 hL 99-101 Southern Miss. (OT)
 aL 67-83 South Carolina
 aL 61-77 Cincinnati
 nL 4 61-86 Virginia
 hL 60-71 Florida State
 aW 86-79 Louisville
 aL 68-94 West Virginia
 hL 56-61 Richmond
 aL 79-91 Southern Miss.
 aL 66-99 Tulane
 hW 72-56 Louisville
 hW 85-81 Cincinnati (OT)
 hL 67-82 Maryland
 aL 79-91 Florida State
 hW 50-41 South Carolina
 aW 82-79 Memphis State
 nW 1 75-69 Cincinnati
 nL 1 71-91 Florida State
 2133-2299

1991-92 (10-18)

aL 51-84 Richmond
 nL 4 59-68 California
 hW 76-64 George Mason
 aL 60-66 William & Mary
 hW 73-71 George Washington (OT)
 hW 93-64 Liberty
 hL 65-66 West Virginia
 nW 48 79-57 Florida
 nL 48 51-63 Michigan
 hW 78-62 Old Dominion
 aL 53-62 UNC Charlotte
 hW 73-72 VCU (OT)
 aL 60-80 Tulane
 aL 60-72 Southern Miss.
 hW 57-44 East Carolina
 hL 68-78 Louisville
 aL 52-64 South Florida
 nL 1 57-61 Virginia (OT)
 aL 53-54 George Mason
 hL 60-73 Southern Miss.
 hW 89-73 Tulane
 aL 60-63 VCU
 hL 62-75 South Florida
 aW 73-70 Liberty
 hW 73-65 UNC Charlotte
 aL 76-78 East Carolina (OT)
 aL 59-79 Louisville
 nL 38 52-70 UNC Charlotte
 1822-1898

1992-93 (10-18)

hW 55-47 Western Carolina
 nL 1 62-78 North Carolina
 hW 91-71 UNC Asheville



Shawn Good and the Hokies appeared in the 1996 NCAA Tournament.

hW 87-76 Morgan State
 hW 76-67 East Carolina (OT)
 aL 82-84 Southern Miss. (2OT)
 aL 72-84 Tulane
 hL 56-65 UNC Charlotte
 hW 74-62 South Florida
 hW 80-55 Florida Atlantic
 aL 61-71 Old Dominion
 hL 65-71 Liberty
 hL 65-76 Louisville
 nW 4 59-53 Virginia
 hW 70-66 William & Mary
 hL 59-72 Tulane
 hL 54-73 VCU
 hL 44-57 Fla. International
 hW 75-44 VMI
 aL 50-77 South Florida
 aL 49-66 East Carolina
 aL 69-86 VCU
 aL 70-74 West Virginia
 hL 79-83 Southern Miss.
 aL 61-82 Louisville
 nL 49 80-89 UNC Charlotte
 nW 38 64-55 Tulane
 nL 38 71-85 VCU
 1880-1969

1993-94 (18-10)

nW 50 63-58 West Virginia
 hW 88-54 Coastal Carolina
 hW 82-59 VMI
 hW 86-59 UNC Greensboro
 aL 52-85 Xavier
 aW 80-61 East Tennessee St.

aW 115-87 Florida Atlantic
 aW 87-65 Fla. International
 hW 86-63 Tennessee
 hW 68-58 Tulane
 aW 69-65 Texas Christian
 aL 76-95 Louisville
 hW 81-65 Liberty
 hW 67-55 South Florida
 aW 95-79 William & Mary
 hL 63-74 Louisville
 hL 74-83 Southern Miss
 aL 61-69 Tulane
 aL 55-59 Southern Miss.
 aL 75-81 VCU
 hL 48-55 Marquette
 hW 75-59 VCU
 aW 65-40 South Florida
 hW 63-55 UNC Charlotte
 nL 1 61-70 Virginia
 aW 61-57 UNC Charlotte
 nW 46 65-64 VCU
 nL 46 67-76 Louisville
 2028-1850

1994-95 (25-10)

nW 51 69-62 Montana State
 nW 51 87-81 Nebraska
 nL 51 75-85 Illinois
 hW 77-53 William & Mary
 hW 82-55 Xavier
 hW 110-75 VMI
 hW 98-84 Texas Christian
 aW 83-73 West Virginia
 hW 86-64 East Tennessee St.

aW 73-64 Tennessee
 hW 68-53 Delaware St.
 aL 72-78 Tulane
 aW 87-72 Southern Miss
 hL 61-62 Louisville
 hW 78-69 VCU
 aW 57-54 Marquette
 nL 17 76-87 North Carolina
 aL 74-78 Louisville
 aW 101-70 Liberty
 hW 76-61 Southern Miss
 hW 79-35 Florida Atlantic
 aW 77-74 Wright St.
 aL 66-68 South Florida
 aL 60-71 UNC Charlotte
 hW 70-66 Tulane (OT)
 aL 57-62 VCU
 hW 74-64 South Florida
 nL 4 62-63 Virginia
 hW 86-72 UNC Charlotte
 nL 38 66-82 Southern Miss
 hW 62-54 Clemson
 aW 91-78 Providence
 hW 64-61 New Mexico St.
 nW 24 71-59 Canisius
 nW 24 65-64 Marquette (OT)
 2640-2353

1995-96 (23-6; 13-3 A-10)

hW 93-49 Coastal Carolina
 aW 71-66 William & Mary
 hW 99-67 VMI
 nL 52 72-85 Georgia
 hW 68-62 West Virginia
 nW 1 72-64 Virginia
 nW 53 62-46 Wright St.
 nW 54 76-60 UNC Charlotte
 aW 88-69 Duquesne
 nW 55 71-55 La Salle
 nW 1 79-71 George Washington
 hW 63-62 Dayton
 aW 65-58 St. Bonaventure
 aL 47-64 George Washington
 hW 81-57 Fordham
 hW 85-76 St. Joseph's
 hW 74-48 UNC Greensboro
 aW 72-66 Rhode Island (OT)
 hW 69-63 Duquesne
 aW 78-73 Xavier
 hW 56-53 Liberty
 hL 58-74 Massachusetts
 aW 61-56 La Salle
 aL 41-57 Temple
 hW 70-61 Xavier
 aW 73-54 Dayton
 nL 56 71-77 Rhode Island
 nW 23 61-48 Wisconsin-Green Bay
 nL 23 60-84 Kentucky
 2036-1825

1996-97 (15-16; 7-9 A-10)

aW 57 101-73 Hawaii-Hilo
 nL 57 56-63 Colorado
 nL 57 68-92 Illinois
 hW 83-41 East Tennessee St.
 hW 63-45 Coastal Carolina
 hW 66-50 UNC Greensboro
 hL 57-60 Georgia
 aL 65-76 West Virginia
 hW 92-80 St. Bonaventure
 aL 67-102 Xavier
 aL 63-76 Duquesne
 hW 71-46 William & Mary
 aW 63-47 Massachusetts
 hW 76-41 Georgia Southern
 hL 52-73 Rhode Island
 hW 57-46 La Salle
 aW 59-47 Liberty

VIRGINIA TECH BASKETBALL 2009-2010



aL 50-68 St. Joseph's
aL 44-61 Wake Forest
hW 59-52 Dayton
hW 45-43 George Washington
aW 50-32 Fordham
aL 56-59 La Salle
aL 54-59 Dayton
hL 41-45 Temple
aL 52-69 George Washington
hW 76-62 Duquesne
nL 4 57-58 Virginia
hL 72-81 Xavier
nW 56 56-53 Fordham
nL 56 63-67 Rhode Island
1934-1867

1997-98 (10-17; 5-11 A-10)

hW 71-55 Tennessee-Martin
aW 66-64 William & Mary
hW 80-47 Liberty
nL 18 73-74 South Carolina
nL 18 57-78 North Carolina
hW 79-72 Radford
hW 79-50 East Tennessee St.
hL 52-55 West Virginia
hL 65-73 VMI
aL 65-72 Duquesne
hW 72-61 St. Joseph's
nL 1 55-69 Virginia
aL 60-85 Dayton
aL 66-77 Xavier
aL 66-73 Rhode Island
hL 59-68 Massachusetts
hL 68-72 La Salle
aL 61-75 George Washington
hW 89-70 Fordham
aL 53-60 Temple
aW 69-68 St. Bonaventure (OT)
hL 63-74 Xavier
hW 54-53 Dayton
aL 64-74 La Salle
hL 50-64 George Washington
hW 93-79 Duquesne
nL 56 58-64 Massachusetts
1787-1826

1998-99 (13-15; 7-9 A-10)

hW 59-50 William & Mary
hL 48-57 East Tennessee St.
aW 85-51 Liberty
hW 83-76 UNC Asheville (OT)
aL 57-62 UNC Charlotte
hL 47-52 Wake Forest
aL 68-69 West Virginia
hW 85-65 Coastal Carolina
hW 62-55 Winthrop
aL 40-55 Massachusetts
hL 67-80 Xavier
aL 66-78 St. Joseph's
aL 67-75 La Salle
hL 50-54 St. Bonaventure
aW 73-64 Dayton (OT)
aL 69-93 Xavier
nL 4 55-64 Virginia
hW 87-69 La Salle
aW 59-58 Duquesne
hW 77-75 George Washington
hL 67-76 Rhode Island
aW 79-75 Fordham (OT)
hL 48-78 Temple
hW 58-55 Dayton
aL 67-77 George Washington
hW 81-60 Duquesne
nW 56 74-63 Fordham
nL 56 51-64 Temple
1829-1850

1999-2000 (16-15; 8-8 in A-10)

aW 59-57 William & Mary
aW 83-61 UNC Asheville
aL 53-68 East Tennessee St.
hW 60-52 UNC Charlotte
aW 65-46 VMI
hL 60-62 Radford
hL 61-62 Liberty
nW 51 79-71 Illinois State
nL 51 63-73 Auburn
nW 51 59-56 Louisiana-Lafayette
hL 58-61 West Virginia
aL 67-86 Xavier
aL 50-62 Dayton
hW 80-59 Duquesne
hW 82-72 George Washington
hW 82-61 Fordham
aL 46-66 Temple
nL 4 66-71 Virginia (OT)
hL 41-49 Massachusetts
hW 68-62 St. Joseph's
aL 64-71 La Salle
hW 78-67 Old Dominion (OT)
aL 54-61 St. Bonaventure
aW 65-61 Rhode Island
aL 68-71 George Washington
hW 73-65 Xavier
aL 50-70 Duquesne
hW 96-86 La Salle (OT)
hW 64-52 Dayton
nW 56 51-48 Fordham
nL 56 52-71 Temple
1997-1980

2000-01 (8-19; 2-14 BIG EAST East)

hW 92-68 VMI
hL 46-48 William & Mary



Damon Watlington was a standout guard for the Hokies in the 1990s.

hL 48-64 Virginia
hL 56-61 Liberty
nW 58 65-61 Fairfield
aL 68-88 Syracuse
hW 66-53 Elon
hW 81-75 East Tenn. State (OT)
aW 59-56 Mount St. Mary's
aL 70-84 Chattanooga
hW 84-75 High Point (2OT)
aL 64-89 St. John's
hL 83-85 Villanova (OT)
hW 85-74 Miami
aL 68-96 Georgetown
aL 74-86 Villanova
hL 60-75 Providence
hW 65-59 St. John's
aL 61-83 Boston College
aL 72-85 Connecticut
aL 61-86 Miami
hL 59-83 Boston College
hL 69-72 West Virginia
hL 46-61 Connecticut
aL 56-96 Providence
hL 61-85 Notre Dame
aL 51-70 Pittsburgh
1770-2018

2001-02 (10-18; 4-12 BIG EAST)

hW 82-59 Mt. St. Mary's
hW 86-63 Rhode Island
aL 46-55 Old Dominion
hW 90-62 East Carolina
hW 79-56 Northeastern
aL 61-69 Virginia
hW 74-73 VMI
nL 38 63-66 Murray State
nL 38 78-80 Wis.-Milwaukee (OT)
hL 51-55 Western Michigan
hW 63-56 Radford
aL 49-78 Florida State
hL 74-86 Connecticut
hL 72-80 Seton Hall
aL 60-95 Connecticut
hL 68-77 Miami
hL 75-77 Villanova
aL 68-77 Boston College
aL 69-81 Syracuse
aL 77-84 Villanova
hL 63-72 St. John's
hW 76-73 Boston College
aL 69-77 Providence
aW 78-63 West Virginia
aL 63-73 St. John's
hW 69-64 Providence
hW 63-49 Rutgers
aL 77-83 Miami
1943-1983

2002-03 (12-17; 4-12 BIG EAST)

nF 59 78-91 St. Bonaventure†
nW 59 65-53 Michigan
nW 59 58-45 Toledo
hW 69-61 American
hL 77-79 Wofford
hW 71-66 VMI
aL 52-60 William & Mary
aL 60-76 East Carolina
hW 71-64 Morgan State
aL 54-75 Western Michigan
hW 76-52 Towson
hL 69-76 Florida State
aL 81-92 Villanova (OT)
aL 65-83 Connecticut
hW 92-79 Providence
hW 73-55 Virginia
hL 59-62 St. John's

hL 71-95 Boston College
aL 58-89 Providence
hW 95-74 Connecticut
aW 71-54 St. John's
aL 65-85 Miami
hL 73-85 Georgetown
aL 69-87 Boston College
aL 76-98 Notre Dame
hL 62-75 Pittsburgh
hW 88-63 Villanova
hL 71-79 Miami
aL 67-71 West Virginia
2036-2124

† Forfeited game to Virginia Tech due to use of an ineligible player.

2003-04 (15-14; 7-9 BIG EAST)

hW 79-49 New Hampshire
hW 61-59 Western Carolina
aL 65-80 Virginia
hW 76-66 Morgan State
hL 92-94 Old Dominion (OT)
nL 60 57-62 Ohio State
hW 80-56 VMI
hW 73-60 Radford
aW 74-67 Towson
hW 80-54 William & Mary
nL 61 67-74 East Carolina
aL 59-78 Pittsburgh
aW 69-67 West Virginia
hL 59-65 Miami
hL 63-74 Notre Dame
hL 76-83 Seton Hall
hL 60-96 Connecticut
aL 64-76 Syracuse
hW 69-57 Providence
hW 80-65 Georgetown
aL 52-85 Rutgers
aL 68-80 Villanova
hW 54-53 St. John's
aL 48-56 Boston College
hW 53-49 West Virginia
hW 71-70 Rutgers
aW 60-55 Georgetown
nW 62 61-58 Rutgers
nL 62 61-74 Pittsburgh
1931-1962

2004-05 (16-14; 8-8 ACC)

hW 81-58 Loyola
hW 102-50 Md. Eastern Shore
aW 80-63 William and Mary
hW 63-59 UT-Chattanooga
aL 68-72 VMI
aL 65-75 St. John's
hW 77-53 James Madison
hL 51-85 North Carolina
hL 68-74 Western Michigan
hW 67-54 Morgan State
nL 53 65-71 Mississippi State
aL 70-77 Florida State
hW 69-58 Bethune-Cookman
hW 59-57 Clemson
hW 72-71 N.C. State
aW 70-69 Georgia Tech
hW 79-73 Virginia
aL 65-100 Duke
aW 73-63 Miami
hL 63-83 Wake Forest
aL 71-86 Maryland
aL 60-65 Virginia
hW 67-65 Duke
hW 71-58 Miami
aL 54-74 N.C. State
aL 64-66 Clemson
hW 86-76 Maryland
nL 63 54-73 Georgia Tech

YEAR-BY-YEAR RESULTS

VIRGINIA TECH BASKETBALL 2009-2010

hW 60-50 Temple
aL 62-83 Memphis
2056-2061

2005-06 (14-16; 4-12 ACC)

hW 80-50 Radford
hL 71-72 Bowling Green
hW 54-40 Western Carolina
hW 74-52 Mt. St. Mary's
hW 71-54 Marshall
hW 77-49 Morgan State
aL 56-69 Ohio State
aL 75-77 Duke
hW 94-66 North Carolina A&T
hW 73-64 St. John's
nW 64 59-52 Stanford
hW 74-64 William & Mary
aL 55-58 Old Dominion
aW 77-58 James Madison
aL 68-74 Florida State
hL 61-64 North Carolina
hL 49-54 Virginia
aL 72-81 Maryland
hL 67-80 Duke
aW 76-70 Wake Forest
hW 63-62 Georgia Tech
hL 73-74 Boston College
aW 75-74 Clemson (OT)
aL 77-81 Virginia (OT)
hL 64-70 North Carolina State
aL 59-70 Miami
hW 72-61 Florida State
hL 81-86 Clemson
aL 57-59 Boston College
nL 17 56-60 Virginia
2060-1955

2006-07 (22-12; 10-6 ACC)


hW 94-43 Coppin State
hW 95-47 West Florida
nL 65 68-71 Western Michigan
nW 65 77-56 Montana
nL 65 64-69 Southern Illinois
hW 69-65 Iowa
nL 66 62-63 George Washington
hW 72-55 Old Dominion
hW 69-37 Appalachian State
hW 63-60 Wake Forest
nW 67 80-61 Seton Hall
hW 94-70 Campbell
aL 58-59 Marshall
hW 65-53 Richmond
aW 69-67 Duke (OT)
nW 68 74-51 UNC Greensboro
hW 94-88 North Carolina
aL 73-82 Florida State
hW 67-64 Maryland (OT)
aW 92-85 Miami
aW 73-65 Georgia Tech
hL 59-70 N.C. State
aL 59-80 Boston College
hW 84-57 Virginia
aW 81-80 North Carolina (OT)
aL 56-81 N.C. State
hW 79-62 Boston College
hW 73-57 Miami
aL 56-69 Virginia
hL 74-75 Clemson
nW 69 71-52 Wake Forest
nL 69 64-72 N.C. State
nW 70 54-52 Illinois
nL 70 63-48 Southern Illinois
2428-2181

2007-08 (21-14; 9-7 ACC)

hW 69-64 Elon
nW 71 69-52 Eastern Washington
nL 71 78-84 Butler (OT)
nL 71 64-82 Gonzaga
aL 61-66 Penn State
hW 65-51 UNC Asheville
hW 67-39 UNC Greensboro
hW 68-36 George Washington
aL 69-72 Old Dominion
hW 58-46 Liberty
aL 75-77 Wake Forest
nW 72 84-59 Hofstra
nW 72 54-48 St. John's
aL 49-52 Richmond
hW 79-49 Charleston Southern
hW 67-66 Maryland
aW 70-69 Virginia (OT)
aL 70-81 Georgia Tech
hL 64-81 Duke
aW 81-73 Boston College (OT)
hW 89-80 Florida State
hW 72-65 Virginia (OT)
aL 63-73 N.C. State
hL 71-74 Miami
aL 53-92 North Carolina
aW 69-65 Maryland
hW 92-84 Georgia Tech
hW 67-48 Boston College
hW 80-58 Wake Forest
aL 69-70 Clemson
nW 73 63-49 Miami
nL 73 66-68 North Carolina
hW 74 94-62 Morgan State
hW 74 75-49 UAB
hL 74 72-81 Mississippi
2456-2265

2008-09 (19-15; 7-9 ACC)

hW 65-62 Gardner-Webb
hW 62-57 Mt. St. Mary's
nW 75 74-57 Fairfield
nL 75 62-63 Xavier (OT)
nL 75 73-77 Seton Hall
hW 76-67 Elon
hL 72-74 Wisconsin
nW 66 79-70 Navy
aL 66-67 Georgia
hW 79-57 Longwood
nW72 64-52 Columbia
aW 72 81-67 St. John's
aW 75-66 Charleston Southern
aL 44-69 Duke
hW 78-75 Virginia
hW 62-48 Richmond
hW 79-71 Boston College
aW 78-71 Wake Forest
aW 88-83 Miami (OT)
hL 82-86 Clemson
aL 66-67 Boston College
hW 91-87 NC State (OT)
hW 76-71 Georgia Tech
aL 73-83 Maryland
aL 61-75 Virginia
hL 65-67 Florida State
aW 80-77 Clemson
hL 65-72 Duke
hL 78-86 North Carolina
aL 53-63 Florida State
nW 76 65-47 Miami
nL 76 76-79 North Carolina
hW 74 116-108 Duquesne (2OT)
hL 74 66-84 Baylor
2470-2405




Cheick Diakite and the Hokies defeated Virginia, 78-75, in Cassell Coliseum in 2009.

NEUTRAL SITES

1. Roanoke, Va.
2. Raleigh, N.C.
3. Lynchburg, Va.
4. Richmond, Va.
5. Staunton, Va.
6. Bluefield, Va.
7. Columbia, S.C.
8. Watauga Tourney, Johnson City, Tenn.
9. Norfolk, Va.
10. Durham, N.C.
11. Bristol, Va.
12. Wytheville, Va.
13. Fayetteville, N.C.
14. Birmingham, Ala.
15. Watauga Tourney, Johnson City, Tenn.
16. Gulf South Classic, Shreveport, La.
17. Greensboro, N.C.
18. Charlotte, N.C.
19. Big Five (Salem, Va.)
20. Southern Conference Tournament
21. Sugar Bowl
22. Gator Bowl
23. NCAA
24. NIT (Madison Square Garden)
25. All-College Tourney
26. Charlottesville, Va.
27. Statesville, N.C.
28. Charleston, W. Va.
29. Hampton, Va.
30. Fort Myer, Va.
31. Old Dominion Classic
32. Vanderbilt Tourney
33. Michigan Tourney
34. Indiana Tourney
35. Dayton Tourney
36. Hampton, Va.
37. Memphis, Tenn. (Metro)
38. Louisville, Ky.
39. Rainbow Classic (Hawaii)
40. Cincinnati (Metro)
41. Volunteer Classic
42. Steel Bowl (Pittsburgh, Pa.)
43. Hawaiian Airlines Classic
44. Miller Classic (Tampa, Fla.)
45. Big Apple NIT
46. Biloxi, Miss. (Metro)
47. Greenville, N.C.
48. Red Lobster Tournament (Orlando, Fla.)
49. Davidson, N.C.
50. USAir Arena (Landover, Md.)
51. San Juan, Puerto Rico
52. Jeep Eagle Classic (Atlanta, Ga.)
53. New Orleans, La.
54. Worcester, Mass.
55. Radford, Va.
56. Philadelphia, Pa.
57. Big Island Invitational (Hilo, Hawaii)
58. Carrier Classic (Syracuse, N.Y.)
59. Paradise Jam (St. Thomas, V.I.)
60. Nationwide Arena (Columbus, Ohio)
61. Constant Center (Norfolk, Va.)
62. Madison Square Garden
63. MCI Center (Washington, D.C.)
64. Las Vegas, Nev.
65. Old Spice Classic, Orlando, Fla.
66. BB&T Classic, Washington, D.C.
67. Aeropostale Classic, New York, N.Y.
68. Greensboro Coliseum
69. ACC Tournament, Tampa, Fla.
70. NCAA Tournament, Columbus, Ohio
71. Great Alaska Shootout, Anchorage, Ak.
72. Holiday Festival, New York, N.Y.
73. ACC Tournament, Charlotte, N.C.
74. NIT, Blacksburg, Va.
75. Puerto Rico Tip-Off, San Juan, P.R.
76. ACC Tournament, Atlanta, Ga.

facilities

VIRGINIA TECH



BASKETBALL practice facility

The dream has become a reality. In August of 2009, the Hokies moved into perhaps the finest practice facility in all of college basketball. The \$21 million, 50,652-square-foot building is the new home to Virginia Tech basketball.

From the moment you walk through the front doors, you are engulfed with the magnitude of this beautiful facility. The two-story front lobby is a testament to the history and future promise of the Virginia Tech basketball program. From the large graphics to the various memorabilia, this area is awash with images of the greatest players in Hokie history.

The main feature of the building is the two-court, 16,609-square-foot practice gym. Spacious and convenient, the gym is equipped with a soft-wall that can be lowered to divide the courts to allow both the men's and the women's team to practice at the same time. The

courts are exact replicas of the main court in Cassell Coliseum, allowing the team to practice on the same surface on which they will play.

The office suite on the second floor features five large offices for the assistants, a conference room and a huge office for the head coach. A view of the practice courts is available from the head coach's office, the large reception area and the connecting balcony.

Behind a secured entrance, the facility offers every imaginable feature needed to build a program. The spacious weight room has the full range of free weights, machines, treadmills, ellipticals and other equipment – all with a panoramic view of the practice courts.

Adjacent to the weight room is the modern, fully-equipped training room. This area features two examination rooms, a taping area and hot and cold immersion tubs. The sports medicine staff can handle all aspects of treatment and

rehabilitation of injuries from this room.

Across the hall is the equipment room, completely stocked with the finest gear offered by Nike. This area also opens out into the parking lot, where the team will begin its travel just steps from the locker room.

Speaking of the locker room, the Hokies now can boast the finest around. The fully-appointed lounge area is outfitted with a sound system, 62" flat screen television, refrigerator and computer workstations. The complex also features a classroom with video and dry-erase boards, perfect for various forms of instructions and team meetings. The locker room itself is spacious, with video screens and large individual lockers with extra storage space.

Immediately behind the practice gym is a large patio area. This area will be used for social events and tailgating functions.



CASSELL COLISEUM



Cassell Coliseum welcomed its four millionth fan in 2008.

As it enters its 49th year of service to the university community, Cassell Coliseum provides Virginia Tech with one of the greatest home courts in all of college basketball. Winning has been the norm in the facility since its opening in 1961. Cassell is perhaps even more exciting today than ever in its history. The 2007-08 season saw a record 166,858 fans pack the building.

A facility long known for one of the great home-court advantages in college basketball, "The Cassell" now gives Tech opponents one of the most difficult environments in the Atlantic Coast Conference. And in the 2007-08 season, the four millionth fan witnessed a Hokie victory.

Cassell Coliseum enjoyed a renaissance of sorts during the 2003-04 season but truly came to life during the 2004-05 season. The Hokies finished the season 13-3 in the coliseum and saw all eight ACC games sell out. Tech's 13 home wins that season were the most since 1994-95 and tied for the fourth-most home victories for a Virginia Tech team in Cassell Coliseum history. That excitement increased in the 2005-06 season, when the Hokies finished 10-7 in the building and saw 14 sellouts, including all eight home ACC games. Over the last three seasons, the arena has witnessed all eight conference games as sellouts.

The 2006-07 season saw many outstanding games, but two contests will rank among the

most memorable in school history. On Jan. 13, 2007, the Hokies defeated top-ranked North Carolina, 94-88, in front of another full house in the Cassell. And just eight days later, the Hokies downed #22 Maryland, 67-64, in overtime. That game was played in front of 8,500 fans, mostly students, who braved an ice storm to make Cassell Coliseum the tough home court that it has come to be. The 2007-08 season saw the young Hokies post a 14-3 record and cap the year with three packed home games in the NIT. The festival seating for those three games only enhanced the facility's reputation as a great place for a great fan base to watch a basketball game.

Since opening, the coliseum has attracted more than four million fans for men's basketball. Tech finished sixth nationally in Division I in increased attendance during the 2003-04 season, drawing 95,136 for the season, about one-third more than the season before. And Hokie fans improved upon that. Virginia Tech led the nation in increased attendance during the 2004-05 season, averaging 9,406 per game, the largest average attendance in Cassell Coliseum history. That record was broken again in 2005-06, as the Hokies averaged 9,764 per game and once again in the 2006-07 season, at 9,822 per game.

Cassell Coliseum is constantly undergoing improvements. Nine years ago, new state-of-

the-art video screens were added, and seven years ago, each seat in the arena was refinished to its natural wood look. Prior to the 2002-03 season, the athletics department completed step one of a three-step process to renovate and improve the ambulatory of the coliseum. New video screens were added in the concourse, as well as a new design to the court, reflecting the Hokies' entrance into the ACC. Three years ago, the north and south ambulatories were upgraded to blend with the work done on the east and west ambulatories prior to the 2004-05 season.

Restoration and sealing of the exterior concrete walls and buttresses of Cassell Coliseum took place in 1997. Roof repair was completed in the fall of 1996, with replacement of the roof surface and installation of structural access to the heating and lighting systems as well as installation of steel beams in the top of the arena.

The men's basketball team was given a gift from Pat and Sandy Cupp of Blacksburg, Va., to renovate the men's basketball locker room, which is now the Bill Foster Basketball Suite, named after one of Tech's most successful men's basketball coaches. Even with the completion of the new basketball practice facility, the Bill Foster Basketball Suite remains the game-day locker room for the Hokies.

Entering the 2009-10 season, the Hokies



YEAR-BY-YEAR IN CASSELL COLISEUM

Season	Record	Attendance
1961-62	10-0	68,000
62-63	7-3	76,000
63-64	10-2	72,000
64-65	9-3	73,000
65-66	10-0	69,000
66-67	11-1	85,000
67-68	8-1	55,500
68-69	9-1	62,000
69-70	7-3	64,000
70-71	9-1	71,500
71-72	9-1	55,000
72-73	11-0	84,300
73-74	10-2	105,000
74-75	8-3	91,600
75-76	14-0	107,200
76-77	11-3	100,754
77-78	13-1	93,833
78-79	10-1	86,972
79-80	10-2	102,806
80-81	10-3	90,075
81-82	11-2	94,719
82-83	16-1	112,539
83-84	12-3	118,853
84-85	12-2	115,054
85-86	12-1	109,836
86-87	8-4	66,827
87-88	13-1	122,757
88-89	6-6	94,532
89-90	9-5	100,153
90-91	7-5	70,668
91-92	8-4	55,380
92-93	8-7	66,483
93-94	9-3	74,622
94-95	14-1	93,622
95-96	10-1	91,933
96-97	10-4	66,800
97-98	8-6	72,742
98-99	8-6	56,559
99-00	9-4	52,547
00-01	6-9	67,619
01-02	9-6	52,511
02-03	8-7	63,167
03-04	11-4	95,136
04-05	13-3	150,490
05-06	10-7	165,973
06-07	13-2	147,330
07-08	14-3	166,858
08-09	10-6	150,627
Totals	480-144	4,309,877

have won 480 out of 624 games played in Cassell, for a winning percentage of .769.

During the 1994-95 season, Cassell was the site of high excitement as the Hokies hosted two National Invitation Tournament games en route to the championship. The Hokies beat Clemson in a first-round game at the Coliseum, then scored an emotional 64-61 third-round win over New Mexico State, turning the arena into a madhouse. Tech continued its strong home showings in the NIT in 2005, as the Hokies defeated Temple, 60-50, in front of more than 9,100 fans in "The Cassell." The Hokies' three home games in the 2007-08 season's NIT were all sell-outs.

The first basketball game played in the Coliseum was on January 3, 1962, as the Hokies routed Alabama, 91-67. The near-capacity crowd had to sit on the concrete floor to watch the initiation of the new building because the seats had not arrived.

There have been four perfect season records for the Hokies in Cassell: two 10-0 years (1961-62 and 1965-66), an 11-0 campaign (1972-73) and a 14-0 season (1975-76). The Hokies have lost only one game on their home court in 11 other years, including 13-1 records in 1977-78 and 1987-88.

In-state rivals have had little success playing the Hokies in Cassell, winning only 14 of 125 visits. Tech was 3-0 against Commonwealth of Virginia opponents last season.

On September 17, 1977, Virginia Tech officials and friends dedicated the Coliseum in honor of the late Stuart K. Cassell.

Adjacent to Cassell Coliseum is the Jamerson Athletic

Center. It was completed in 1982, dedicated in the fall of 1983 and named in honor of J.E. Jamerson and his son, William E. Jamerson, owners of the firm that built the building.

The complex contains administrative and coaching offices, athletic department accounting and business offices, team and coaches' meeting rooms, the Jim "Bulldog" Haren Weight Room and the Gordon D. Bowman Memorial Club Room on the top floor for Hokie Club members.

Rising from a former parking lot on the east side of Cassell Coliseum is the new \$21 million basketball practice facility. Completed in August 2009, the men's and women's basketball teams boast one of the finest practice facilities in the nation, and the new building only enhances the appeal of Cassell Coliseum.

Prior to the 1988-89 season, a modern, spring-loaded playing floor was installed in the Coliseum. During the fall of 1989, the facility was upgraded with an improved lighting system in the arena.


Construction for the main portion of the Coliseum began in 1961. It was completed in December 1964, at a cost of \$2.7 million. Built by T.C. Brittain and Company of Decatur, Ga., it houses a 10,052-seat basketball arena, locker rooms, two auxiliary gymnasiums, offices and other athletic facilities.

Although capacity crowds are a frequent occurrence in Cassell Coliseum, the largest crowd ever recorded was an overflow of 11,500 for Purdue on December 3, 1966.



THE BILL FOSTER basketball suite

In addition to their space in the practice facility, on game days Virginia Tech players have the use of one of the best locker room facilities in the country — The Bill Foster Basketball Suite — donated by Pat and Sandy Cupp of Blacksburg, Va., in honor of Virginia Tech coaching great Bill Foster. It includes a spacious locker room, private restroom and showers, a players' lounge, a meeting area and a foyer honoring former Hokie greats throughout the years. The suite opens into the arena floor and continues as the game-day home to the Hokies. During the fall of 2005, the suite was completely renovated. The renovation included plasma screen televisions in the players' lounge and locker room, a surround-sound stereo, new lockers, a computer station, hardwood flooring in the entrance and the lounge, a scouting and film editing station, murals and HokieStone throughout the complex.



ATHLETIC COMPLEX

The golf team enjoys privileges at The River Course of Virginia Tech and four other nearby courses.

The Johnson-Miller Outdoor Track Complex

Tech Softball Park is home of the Hokies' softball team

66,233-seat Lane Stadium is home to the Hokies' football team and recently underwent major expansion

English Field is home to the Tech baseball team.

The Virginia Tech Soccer and Lacrosse Stadium with adjacent artificial and turf practice fields.

The Merryman Center and Jamerson Athletic Center house the department offices as well as strength, training and other support facilities.

Rector Field House provides a full-size indoor practice facility and houses Tech's state-of-the-art indoor track.

Tech's cross country course is located on the west side of campus.

The swimming and diving teams compete in War Memorial Pool, located in the middle of campus.

Cassell Coliseum — home to the basketball, wrestling and volleyball teams.

Aerial Photo Courtesy of Ivan Morozov



Cassell Coliseum is one of the most recognizable athletic structures on campus. It is the site of men's and women's basketball games as well as wrestling and volleyball matches.

ATHLETIC COMPLEX

VIRGINIA TECH BASKETBALL 2009-2010



One of the benefits of the Virginia Tech athletics complex is its centrality – all the facilities are near one another while still being on campus. Situated just across the street from Lane Stadium/Worsham Field, Tech Softball Park (above) is the home of the Hokie softball team which was ACC champion in 2007 and 2008 and advanced to the Women’s College World Series in 2008.

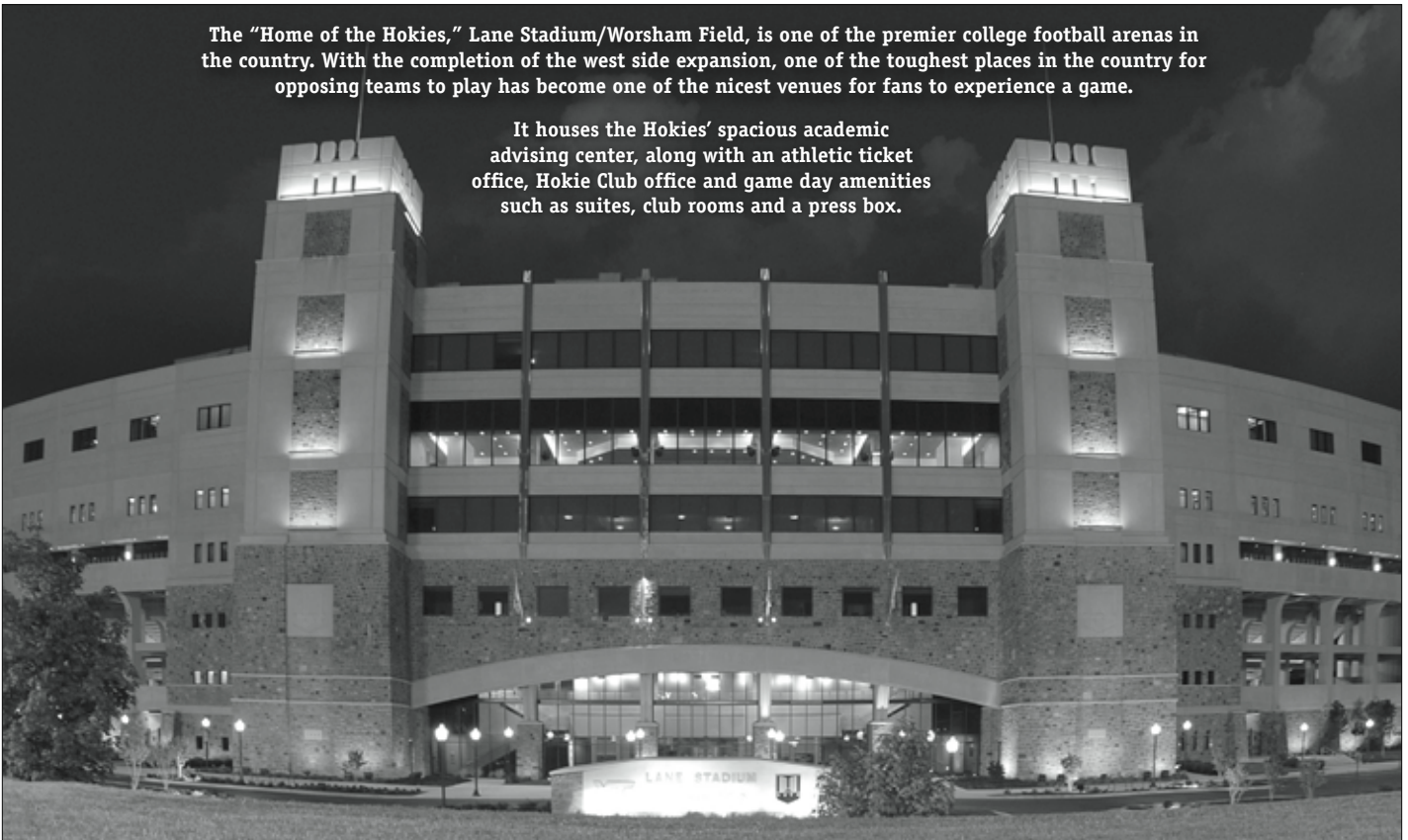


Located just behind Rector Field House and adjacent to the Johnson-Miller Outdoor Track is English Field, home of the Hokies’ baseball team, which hosted the New York Yankees in an exhibition on March 18, 2008.



The “Home of the Hokies,” Lane Stadium/Worsham Field, is one of the premier college football arenas in the country. With the completion of the west side expansion, one of the toughest places in the country for opposing teams to play has become one of the nicest venues for fans to experience a game.

It houses the Hokies’ spacious academic advising center, along with an athletic ticket office, Hokie Club office and game day amenities such as suites, club rooms and a press box.





Set in the middle of the athletics complex, Thompson Field is the home of men's and women's soccer and women's lacrosse.



The Burrows-Burleson Tennis Center offers six indoor courts and six hard outdoor courts for the use of the Virginia Tech men's and women's tennis teams and features new scoreboards.



The Pete Dye River Course of Virginia Tech, where the Hokies' 2007 ACC champion golf team practices and plays, was voted the fourth-best course among the "Best New Remodels" by *Golf Digest* in 2006.



Rector Field House boasts one of the most impressive indoor tracks in the country. With six lanes, eight dash lanes and various other areas for jumping and throwing, the facility plays host to exciting meets for Virginia Tech's indoor track and field team. The field house also serves as the indoor practice facility for football.



Meets for the Virginia Tech men's and women's swimming and diving teams take place in War Memorial Pool, located in War Memorial Gym. A new facility in Christiansburg will be completed this year.



The Johnson-Miller Outdoor Track Complex has eight 42-inch lanes and is identical to the track used in Atlanta's Olympic games.

FACILITY MANAGERS



Casey Underwood
Director of
Outside Facilities



Eric Bremner
Landscape/
Horticulture Manager



Kent Sheets
Facilities Manager — Cassell,
Merryman and Jamerson



James Torgersen
Facilities Manager

ROCK the Cassell!



this is Tech



VIRGINIA
TECH

WE ARE VIRGINIA TECH A PROUD UNIVERSITY INVENTING THE FUTURE

Beginning in 1872 with 132 students and two programs of study, Virginia Polytechnic Institute and State University, popularly known as Virginia Tech, has evolved into a comprehensive university of national and international prominence. With about 27,500 students in Blacksburg and about 2,500 other students statewide, the university produces world-class scholarship in a challenging academic environment. University tradition is firmly rooted in its motto, *Ut Prosim* (That I May Serve), and its historic land-grant mission is brought to life through learning, discovery and engagement.

LEARNING

Virginia Tech's challenging academic standards attract high-achieving students. Nine colleges (Agriculture & Life Sciences, Architecture & Urban Studies, Engineering, Liberal Arts & Human Sciences, Natural Resources, Pamplin Business, Science, The Virginia Tech Carilion School of Medicine and Virginia-Maryland Regional College of Veterinary Medicine) and Graduate School offer more degree programs — approximately 200 — than any other university in the state. More than 85 percent of departments offer e-learning courses, which have attracted more than 100,000 enrollments since 1998. During this time, more than 700 different faculty members have offered more than 3,500 different courses.

DISCOVERY

The university's groundbreaking research transforms lives and communities. With annual research expenditures of nearly \$373 million, Virginia Tech ranks 42nd among research universities in the United States. The university, which has more than 100 research centers, also consistently ranks among the top institutions in industry-supported research and near the top 10 in the number of patents issued each year. The university's nationally and internationally recognized faculty and motivated students are involved in more than 3,500 research projects in fields ranging from biotechnology to materials, from the environment and energy to food and human health and from transportation to computing information.

ENGAGEMENT

As part of Virginia Tech's outreach mission and in adherence to its motto, the university serves and engages the citizens of the commonwealth, the nation, and the world. Virginia Tech is involved in a multitude of economic and community development projects. These efforts focus on education and the dissemination of knowledge to the global society in which we live.

Professionals, organizations and communities tap Virginia Tech's vast resources, expertise,

and research results through hundreds of continuing and professional education programs and five campus centers located throughout the commonwealth. Virginia Tech has a long history of providing innovative distance-learning techniques to meet the various needs of working adults and other nontraditional students.

The Inn at Virginia Tech & Skelton Conference Center on campus and The Hotel Roanoke & Conference Center in Roanoke, both owned by Virginia Tech, support the university's outreach mission by working with faculty to plan and host conferences and continuing education and professional programs.

Virginia Tech manages more than \$40 million in funded economic development projects in 44 countries and encourages faculty members to develop global course content and study abroad opportunities for students. In 2007-08, more than 2,150 students from more than 100 foreign countries studied at Tech, while more than 1,000 Virginia Tech students studied abroad.

Virginia Cooperative Extension, operated jointly by Virginia Tech and Virginia State University, has been helping people improve their economic, cultural and social well being for nearly a century. With 107 city/county offices, tens of thousands of volunteers, and programs across the state, Extension reaches and teaches millions of Virginians annually.

Beautiful Burruss Hall, located at the center of the Drillfield, houses the university's administration offices as well as undergraduate admissions. A 32-stone memorial, commemorating the victims of the 2007 tragedy, stands directly in front of Burruss.





War Memorial Chapel overlooks the Drillfield in the center of campus.



AT A GLANCE

- Located in Blacksburg, Virginia
- Nine colleges and Graduate School
- 60 bachelor's degree programs
- Approximately 140 master's and doctoral degree programs
- About 30,000 students, most full-time
- 16:1 student-faculty ratio
- Main campus includes more than 125 buildings, 2,600 acres and an airport
- Computing and communications complex for worldwide information access
- Ranks 42nd in university research expenditures in the United States
- Has adjacent Corporate Research Center
- Medical school located in Roanoke, Va.



INTERESTING FACTS & FIGURES

- The university's annual budget is about \$1.02 billion.
- Virginia Tech has more than 200,000 living alumni from every state and about 100 countries.
- All campus facilities, including residence halls, have high-speed connections to voice, data and video communications.
- Virginia Tech is one of three public universities in the country that offers the combined advantages of a military-style leadership development program – here it is through the Virginia Tech Corps of Cadets – and a traditional academic and social life.
- *U.S. News & World Report* ranks Virginia Tech 30th among national public universities. Of all universities – public or private – it ranks Tech 71st.
- *Kiplinger Personal Finance* magazine ranks Virginia Tech 15th among public colleges and universities that offer a first-class educational experience at a bargain price.
- The National Science Foundation ranks Virginia Tech sixth in the nation for its agricultural and natural resources research expenditures.
- The university's undergraduate engineering program is 14th among the nation's engineering schools and eighth among public universities, according to *U.S. News & World Report*. Eight of the college's undergraduate programs rank in the top 25.
- *U.S. News & World Report* ranks the College of Engineering's graduate program 27th nationally, with four individual programs in the top 10.
- The Pamplin College of Business undergraduate program was ranked 43rd in the nation and 24th among public schools by *U.S. News & World Report*.
- Virginia Tech consistently ranks among the top 15 schools in the nation in number of patents received.
- *DesignIntelligence* ranks Virginia Tech's undergraduate architecture program first in North America. It also ranks the university's undergraduate interior design program fifth in the nation. In addition, it ranks the graduate architecture program 10th in the nation and the graduate interior design program fifth.
- The university's forestry program is top-ranked in North America, according to a study conducted by Auburn University.



University President

CHARLES STEGER



Now in his tenth year as President, Dr. Charles Steger has maintained a course for Virginia Tech to be recognized among the nation's premier research institutions. Under his direction, the university has adopted a strategic plan, with a quality mantra across all aspects of the academic community as the driving force. He has guided the growth of the research enterprise, fostered outreach initiatives and re-energized the core curriculum, now called Curriculum for Liberal Education.

The university formally created the Virginia Tech Carilion School of Medicine and Research Institute in cooperation with Roanoke's Carilion Clinic. Faculty members have been hired, and its 152,000 sq. ft building is under construction in Roanoke. Virginia's fifth medical school is on schedule to welcome its first class in fall 2010.

The university is in the midst of an aggressive \$1 billion fundraising campaign to "invent the future." With almost \$800 million raised, the university is well on its way to achieving the funds to support the university's academic agenda.

In the minds of many, Steger will best be remembered for making the impossible a reality. He will be forever credited with negotiating Virginia Tech's entrance into the Atlantic Coast Conference — a 50-year dream-come-true for Hokie fans.

Another of the most memorable contributions of Steger's administration was his role in the Higher Education Restructuring Act, which took effect in July 2006. Steger was one of the leaders among university presidents to help define a ground-breaking new relationship between the Commonwealth of Virginia and its colleges and

universities, which enables greater institutional flexibility and potential for growth. This legislation allows Virginia Tech to perform long-range planning, ensure a stable and predictable revenue stream, and ultimately ensure a quality education for its students.

A hallmark of Steger's administration is his commitment to the students. With Steger's leadership, the university has reaffirmed its core mission of undergraduate education. The university is dedicated to fostering a research-intensive environment that offers students an opportunity to learn the scientific process while enhancing their critical-thinking skills.

Recognizing that students, upon graduation, will be entering a global economy, Virginia Tech initiated a comprehensive International Strategic Plan and has doubled the number of students participating in international education opportunities.

Research activity continues to steadily increase, now topping \$373 million. According to the National Science Foundation, Virginia Tech ranks 42nd in the nation in sponsored research, the only Virginia university in the top 50. Shortly after Steger took office, the university launched the Virginia Bioinformatics Institute, which has already secured almost \$100 million in external research funding. Virginia Tech has also partnered with a number of other universities to further leverage its research strengths and resources, including Johns Hopkins University, Wake Forest University, University of Virginia, University of Maryland and Georgetown University.

Concurrent with the expanding research agenda, the university has expanded its outreach efforts like never before. For example, Virginia Tech has partnered in numerous initiatives in Southside Virginia, including the renowned Institute for Advanced Learning and Research (IALR), which are advancing both educational and economic development opportunities.

Virginia Tech remains one of the most competitive institutions in the state. The university received more than 21,000 applications, another record, for the class entering in the fall of 2009. Tech's incoming classes continue to demonstrate their excellent preparation for college. Students offered admission posted an average math and critical reading SAT score of 1250 and an average high school GPA of 3.94. The 2009 application pool also was more diverse by gender and race, with greater numbers of Asian, African-American and Hispanic-American students.

Credited with calm leadership during a very difficult period, President Steger led the university through an extended recovery period in the aftermath of the April 2007 tragedy.

In his previous role as Vice President for Development and University Relations, Steger

built a critical base of private support when he led the Campaign for Virginia Tech, which raised more than \$337 million. Today, private support from Virginia Tech's alumni and friends continues to play an essential role in this university community.

Steger's ties to Virginia Tech span five decades as a student, professor, dean, vice president and now president. While on the faculty, he twice won teaching excellence awards. When he became dean of the College of Architecture and Urban Studies in 1981, he was, at age 33, the youngest architecture dean in the nation. His most recent publications include book chapters on the topics of the business of education and the university presidency.

Steger is past-Chairman of the Virginia Council of Presidents and is currently chair of the Virginia Space Grant Consortium. He is a member of the National Council on Competitiveness and the Association of Governing Boards of Universities and Colleges. For his significant contributions to the mission of the National Conference for Community and Justice, he received the NCCJ Humanitarian Award in 2002. The New Century Technology Council awarded him its 2004 Compass Award for visionary thinking and leadership in the field of information technology.

Steger also serves on the boards of several organizations including the Northern Virginia Technology Council, the Council of Higher Education's General and Professional Advisory Committee, and the Virginia Business Higher Education Council. He has been appointed by four Governors of Virginia to serve on various boards, study commissions and work groups including the Steering Committee of the Governor's Higher Education Summit, Virginia Institute for Defense and Homeland Security, Secure Virginia Initiative, and the Board of Directors of the Innovative Technology Authority.

He is a Fellow in the American Institute of Architects and holds the William C. Noland Award for distinguished service and accomplishments from the Virginia Society of the AIA. The First Virginia Chapter of the National Society of Fundraising Executives recognized him as the Outstanding Fundraising Executive in 1999. He received the CASE District III Executive Leadership Award in 2009 for outstanding leadership and service in support of education.

Steger received his Bachelor of Architecture, Master of Architecture and Ph.D., in environmental science and engineering from Virginia Tech.

Contributed by Larry Hincker, Associate Vice President for University Relations

Director of Athletics **JIM WEAVER**



James C. Weaver, whose innovative ideas and work as a reformer have made him one of college athletics' most popular administrators, is the director of athletics at Virginia Tech.

Weaver, 64, was appointed on Sept. 24, 1997, and has been a tireless leader on behalf of Tech athletics. His efforts will be recognized in December when he accepts the prestigious John L. Toner Award, which is presented annually by the National Football Foundation & College Hall of Fame. The award is given each year to a director of athletics who has demonstrated superior administrative abilities and shown outstanding dedication to college athletics and particularly college football.

In his 12 years on the job at Tech, Weaver has taken steps to place increased emphasis on projects benefiting student-athletes. Under his leadership, the athletics department entered into a comprehensive agreement with NIKE beginning in 2007-08 which provides uniforms, clothing and equipment for all Virginia Tech varsity teams over an eight-year period. He created a comprehensive awards program for letterwinners and has initiated and funded an annual awards banquet. The Monogram Club was revitalized in 1998 and provides several benefits to former Hokie athletes, trainers and managers.

A top personal priority for Weaver is the continuing improvement of Tech's facilities. Progress is evident in a number of new facilities which are now in use, or currently under construction.

Tech's basketball staffs and teams moved into their new practice facility in August. The \$20 million building boasts two practice gyms, a 3,000 square-foot basketball weight room, coaches' offices, film rooms and locker rooms.

A new football locker room and lounge building will soon be constructed adjacent to Jamerson Athletic Center. The three-story building will be completed in advance of the 2010 football season and will feature a spacious locker room for players and coaches, as well as a lounge on the second floor and a wrestling facility on the third floor. The vacated space in Jamerson will then be renovated to provide

expanded weight training, sports medicine and locker room facilities for Olympic sport teams.

The remodeling of Lane Stadium's west side was completed in time for Tech's 2006 home opener. It involved the construction of additional new luxury suites, a new President's area, four private club seating areas, a ticket office, athletic fund offices, a memorabilia area and a new student academic services area.

Weaver presided over Tech's move into the Atlantic Coast Conference in 2004-05, when Virginia Tech and Miami were officially introduced as the 10th and 11th members of the ACC, effective July 1, 2004.

Weaver renegotiated Tech's multimedia rights contract with ISP Sports, creating an agreement which went into effect in 2008-09 and extends for 10 years to provide enhanced revenue for the athletics department. In the Fall of 2000, Weaver arranged a joint venture with ISP to commit \$2 million to purchase new scoreboards, upgrade sound systems, install an L.E.D. video display screen at Lane Stadium (which was enlarged for the 2005 season) and place two wall-mount L.E.D. video screens in Cassell Coliseum.

Weaver came to Tech from Western Michigan University where he was director of athletics from January 1996 until he came to Blacksburg. Prior to that, he was AD for three and a half years at UNLV, where he reconstructed a troubled athletic department.

Weaver brings a "Penn State mentality" to the position. He says that various schools' interest in him as a reformer through the years can be traced to Penn State and its reputation for how it conducts business in intercollegiate athletics.

It was with the Nittany Lions' football team that Weaver first made a name for himself in athletics. He was a center and linebacker on

Penn State teams coached by the legendary Rip Engle and Joe Paterno.

A native of Harrisburg, Pa., Weaver was recruited to Penn State by Engle. He played three seasons under Engle and one under Paterno, who is still the coach of the Nittany Lions.

"I learned a lot from Joe Paterno," Weaver says. "One thing he said certainly has stuck with me. 'You either get better or you get worse. You never stay the same.'"

Weaver graduated from Penn State in 1967 with a bachelor's in psychology and rehabilitation education. He received a master's in college counselor education, also from Penn State, in 1968.

Weaver started a coaching career as an assistant at Penn State for six seasons. During that time, the Lions played in five bowl games – the Cotton, Gator, Sugar and Orange (twice).


He later was the offensive coordinator at Iowa State and head coach for one season at Villanova in 1974. He also spent five years as an assistant professor at Clarion State and three years as director of franchise sales at Athletic Attic.

Prior to landing the athletic director's job at UNLV, Weaver spent nine years at the University of Florida. He was a strong force at Florida in the field of compliance and concluded his time there as associate athletics director.

Weaver drew rave reviews at UNLV for his fund-raising expertise. He generated nearly \$15 million in his time there and built a new athletic complex.

While at Western Michigan, Weaver announced creation of a \$7 million football center, stabilized fluctuating revenues and installed a CHAMPS Life Skills program.

Weaver and his wife Traci have four sons – Josh, Paul, Cole and Craig.



Weaver poses with his wife Traci and four sons – Josh, Paul, Cole and Craig – after being presented the Toner Award in 2009.

ATHLETICS ADMINISTRATION



Sharon McCloskey
Senior Associate
A.D./SWA



Tim East
Associate A.D.,
External Affairs



Tom Gabbard
Associate A.D.,
Internal Affairs



Chris Helms
Associate A.D.,
Olympic Sports



Jon Jaudon
Associate A.D.,
Administration



John Ballein
Associate A.D.,
Football Operations



Mike Gentry
Assistant A.D.,
Athletic Performance



Reyna Gilbert
Assistant A.D.,
Student Life



Mike Goforth
Assistant A.D.,
Athletic Training



Jermaine Holmes
Director of Student-
Athlete Academic
Support Services



Pam Linkous
Human Resources
Manager



Lu Merritt
Director of Development
for Intercollegiate
Athletics



Tim Parker
Senior Assistant A.D.,
Compliance



Lisa Rudd
Assistant A.D.,
Financial Affairs



Dave Smith
Assistant A.D.,
Athletics Comm.



Sandy Smith
Assistant A.D.,
Ticketing Services



Cara Walters
Game Operations
Manager



Jeremy Wells
Assistant A.D.,
Marketing & Promotions



Russ Whitenack
Director of the
Monogram Club



STUDENT-ATHLETE ACADEMIC SUPPORT SERVICES



Katie Cross works closely with the basketball players in the SAASS offices.

The Virginia Tech's men's basketball program strives to develop the total person, and the services of the Student-Athlete Academic Support Services (SAASS) allow for all student-athletes to achieve at the highest-level. The athletics department realizes that the academic progress of each student-athlete is a valued and vital part of developing successful individuals and teams. Student-athletes at Tech continue to excel off the field each year with the help of this unit.

Tech's student-athlete graduation rate has risen significantly in recent years and was a school-best 76 percent for 2007. This marks the fourth time in the last six years that Tech's student-athlete graduation rate has been 70 percent or better.

The men's basketball program has been an integral part of the athletics department's academic success.


In addition to posting impressive graduation figures, current Tech student-athletes are also performing well in the classroom. For the 2007

calendar year, 501 3.0 GPA's were earned by student-athletes, student trainers, student managers, cheerleaders and HighTechs. These student-athletes and students from support areas were recognized at the Athletic Director's Honors Breakfast last spring.

Student-athletes are the most visible student component of a university, entertaining thousands of fans, students and alumni. Their athletic abilities and achievements are the primary focus for national media attention, and athletic events bring back not only faithful alumni, but present a welcome mat for potential new students.

Student-athletes devote many hours to practice, conditioning and training not required of all students. Due to their time commitment and high visibility, it is the school's obligation and in Tech's best interest to supply these students with services to help them maximize their academic potential.

Tech's SAASS office is committed to providing fundamental and supplemental



programming, consistent with university and NCAA policy, to enhancing each student-athlete's educational experience.

Stakeholders of the office's mission include student-athletes and their families, the university community, coaches and athletics administrators. SAASS seeks to develop relationships with its stakeholders, founded on trust and respect, and provides the following services to accommodate their needs:

- University and NCAA information
- Orientation
- Academic assessment
- Development of an effective student life program
- Appropriate referrals
- Monitored study environments
- Tutorial programs
- State-of-the-art technological learning assistance
- Student-athlete academic performance evaluations

The Tech community expects each student-athlete to achieve their maximum academic and athletic potential. With proper assistance, facilities and encouragement, their potential can become reality.

SAASS provides programming for student-athletes from their freshman year through graduation, including a comprehensive orientation to the university, study hall, mentoring, tutoring, academic monitoring, academic recognition and eligibility education. Additionally, student-athletes are referred to and encouraged to take advantage of other campus agencies charged with helping students in their academic pursuits.

In the 2006-07 academic year, the SAASS office moved to the West Side of Lane Stadium, where student-athletes have access to state-of-the-art technology, quiet study facilities, individualized tutorial rooms and direct access to the SAASS staff. This complex, the Quillen Family Academic Center, is the focal point for the Athletics Department, both aesthetically

JERMAINE HOLMES
Director of Student-Athlete Support Services

Jermaine Holmes is in his first year at Virginia Tech as the director of Student-Athlete Support Services. As director, Holmes provides leadership for SAASS and, with a staff of 10, oversees the development and execution of programs aimed to help Hokie student-athletes balance their academic and athletic demands and achieve success in both areas.

A former Hokie himself, Holmes was a member of the Tech football squad from 1991-1996 and also served as director of Student Life at Virginia Tech before taking an athletic academic counselor position at Cal State Fullerton.

Holmes returned to Tech in January of 2009 after serving as assistant director of Student-Athlete Support Services at The Ohio State University. He began his time with the Buckeyes in 2004 as an athletic academic counselor and was promoted to assistant director of a support unit that served nearly 1,000 student-athletes. Holmes most recently managed that department's day-to-day activities, office operations, facilities and staff, in addition to overseeing the academic support programs for all student-athletes and serving as the academic counselor for Ohio State's football and track programs.

Holmes and his wife LaTanya reside in Blacksburg with their son Aiden who was born in September.



and pragmatically, providing a centralized place for student-athlete services.

The facility features:

- More than 18,000 square feet of functional space
- 10 staff offices
- 18 private tutor rooms
- State-of-the-art classroom
- 36-station computer lab

- Three reading/study rooms
- Conference room
- Reference library

These spaces provide a variety of study environments conducive to the student-athletes' success and are available between classes, after practice or in the evenings, with flexible hours tailored to make the most of a student-athlete's limited time.



COLIN HOWLETT
 Associate Director



GREG BEATTY
 Assistant Director



ORION MARTIN
 Intern



KATIE CROSS
 Associate Director



SARAH ARMSTRONG
 Assistant Director



TERRIE REPASS
 Administrative Assistant



MIKE SWANHART
 Assistant Director



BETH NOTEWARE
 Learning Specialist

Not pictured:
 Assistant Learning Specialists
KARI CREEHAN AND JENNA WOOD

ACADEMIC SUPPORT

VIRGINIA TECH BASKETBALL 2009-2010

The Virginia Tech Student Athlete Academic Support Services office is committed to providing fundamental and supplemental programming, consistent with University and NCAA policy, aimed at enhancing each student-athlete's educational experience. Following is a summary of the programs SAASS offers:

ATHLETIC TRANSITIONS

All Freshman Student-Athletes

A required course designed to ease the transition from high school to college.

ORIENTATION

All Freshman and Transfer Student-Athletes

Team and individual orientation sessions are scheduled.

TUTORING

All Student-Athletes

Individual and group tutoring appointments are available on-site.

ADVISING-COUNSELING

All Student-Athletes

SAASS works closely with each student's academic advisor within the college of their major.

ACADEMIC PROGRESS

All Freshman and Transfer Student-Athletes

Academic progress reports are sent from the student-athlete's professors to his or her athletic academic advisors twice each semester.

HEAT LAB

All Student-Athletes

The HEAT (Hokies Engaged in Advanced Technology) Lab is a computer-integrated learning environment conveniently located in the SAASS facility.

ACADEMIC RECOGNITION

Qualified Student-Athletes

Student athletes with a GPA of 3.0 and above are recognized at the end of each semester as members of the Athletic Director's Honor Roll. Those with a 3.0 for the academic year are placed on the ACC Honor Roll.

STUDY HALL

All Freshman Student-Athletes and Upperclassmen with a GPA Below the Team Requirement

Study Hall is mandatory for all freshman, transfer and currently enrolled students with an overall GPA below 2.30.

ACADEMIC AND ATHLETIC ELIGIBILITY

All Student-Athletes

Academic records are monitored to ensure that all student athletes are making progress towards their degree.



KATIE CROSS

Associate Director • SAASS

Katie Cross is in her 11th year in the Student-Athlete Academic Support Services office and is in her second year as associate director. She had previously served as an assistant director at her alma mater since joining the staff in October 1999.

She serves as the academic coordinator for the men's and women's basketball programs as well as the volleyball program. In addition, she also serves as the coordinator for the student-athlete computer lab and technical liaison for the office.

Cross came to Tech from the University of Florida where she served as an intern in the Office of Student Life. She earned her master's in athletic administration from Ohio University in 1998 and received her bachelor of arts degree in communication studies and political science from Virginia Tech in 1997. As a student-athlete at Virginia Tech, Cross (formerly Ammons) was a member of the Hokies' swim team. She and Virginia Tech basketball equipment manager, Eric Cross, were married in September, 2009.

COMPUTER SERVICES

Another example of Tech's commitment to providing its student-athletes with the best academic resources possible is the presence of the Computer Services department, under the direction of Tommy Regan and Chris Mayer.

All Tech students are required to own computers, so the Tech athletics department helps its scholarship athletes fulfill that requirement by providing them with state-of-the-art laptops equipped with the most recent software.

In addition to procuring laptops for the athletes, the office also addresses hardware and software needs for the student-athletes and the entire Tech athletics staff.

Regan (right) and Mayer (left) are both graduates of Tech.



Athletic Performance

There's much more to athletic performance than weight training. Always striving to stay on the cutting edge, Virginia Tech has combined strength and conditioning with nutrition and sport psychology to the benefit of its student-athletes. At Tech, these areas are part of the student-athletes' preparation — not just for game day, but also for life.

STRENGTH AND CONDITIONING

Having a top-flight strength and conditioning program is one of the most important aspects of a successful college basketball program. Long before players ever step on a court in competition, the truly successful ones have dedicated themselves to the long hours of preparation it takes to be the best. The Virginia Tech strength and conditioning program is perfectly suited to develop successful student-athletes. And with the increased space in the new practice facility, this is even more true today.

Under the direction of assistant athletics director for athletic performance Mike Gentry and director of strength and conditioning for basketball programs David Jackson, the Virginia Tech strength and conditioning program is among the best in the nation, helping to make the men's basketball program one of the best as well.

One of the main support centers of Tech men's basketball is the strength and conditioning program. The results of hard work by the staff and the student-athletes have paid huge dividends as the Hokies have continually shown improvement in all aspects of college basketball.

The men's basketball team trains in the brand-new 4,000-square foot strength and



David Jackson (l), a former Tech player, is now director of strength and conditioning for basketball programs.

conditioning center in the new basketball practice facility. This dedicated weight room facility features free-weight equipment, a full line of Hammer Strength equipment, and four platforms. With this new facility, Hokie basketball players do not need to split time between different weight rooms; everything needed to build a winner is under one roof.

Tech also has the use of a 10-by-40-yard sand pit located outdoors and adjacent to the weight room in the Merryman Center. This pit is used for resistive running drills to improve

speed. The Hokies also have the practice fields for use in running drills.

Virginia Tech student-athletes also have access to the Jim "Bulldog" Haren Weight Room. Located in Jamerson Athletic Center, the 5,000-square foot weight room was officially dedicated in September 1985 to Haren, a former Hokie player and long-time supporter of the Virginia Tech Athletics Department. With the three facilities, the Hokies have more than 22,000-square feet of strength and conditioning training space.

Each player has personal goals, which he works to achieve. There are two strength awards for the team — the personal record breaker and the elite award. In order to receive the personal record breaker award, the individual has to break all of his personal records. For the elite award, the player has to average a seven on a scale of 10 on all the exercises.

The Elite Level of Performance was created to push the athletes to higher levels. This level is a predetermined performance test which measures achievement for the individual's position. It comprises four tests in strength (bench press, squat, push jerk and power clean) and five tests in performance (vertical jump, 40-yard time, 10-yard time, sit-reach test and 20-yard shuttle).

DR. MIKE GENTRY

Assistant Athletics Director for Athletic Performance

Dr. Mike Gentry begins his 23rd season as the Hokies' director of strength and conditioning. As assistant athletics director for athletic performance, his duties include overseeing the strength and conditioning training of athletes in all 21 varsity sports at Virginia Tech.

Gentry was named the second-annual Samson Strength & Conditioning Coach of the Year in the March 2005 issue of American Football Monthly.

In May 2003, Gentry was honored by the Collegiate Strength and Conditioning Coaches when he was named a Master Strength and Conditioning Coach. Gentry is currently one of only 36 coaches in the country to have received the CSCC's highest award.

A native of Durham, N.C., Gentry received his bachelor's degree in physical education from Western Carolina University in 1979 and received his master's from the University of North Carolina at Chapel Hill in 1981. He received his doctorate in curriculum and instruction, with an emphasis in motor behavior, from Virginia Tech in 1999.

Gentry worked as an assistant strength coach at UNC and as the head strength coach at East Carolina University prior to coming to Virginia Tech in 1987.

Gentry has a son, Roy Christopher, 18. Gentry is married to the former Wendy Ann Williams.





SPORTS NUTRITION EDUCATING STUDENT-ATHLETES ABOUT THE BEST FOOD CHOICES

Eating healthy and choosing nutritious diets are important aspects of a Virginia Tech student-athlete's life, and that's why in July 2002 the athletics department implemented the sports nutrition program. Amy Freel serves as the director.

Freel works individually with student-athletes to provide them with information they need on their diet. She also provides individual players with diet counseling on issues such as gaining lean muscle mass, losing body fat and eating choices to improve performance.

She also designs preseason menus, snacks and training table menus for the basketball team.

"It is extremely beneficial for our student-athletes to have nutrition education and counseling available to them in order for them to remain successful in their sports and outside of athletics," Freel said. "The individualized nutrition education allows me and the athletes to get very specific on their nutritional, personal and sport-specific goals."

The sports nutritionist works with the "Training Edge," a dining option for health-conscious students and athletes, to design menus for training tables and daily menu selections.

Also in July 2002, the Virginia Tech Athletics Department purchased the BodPod body composition system. Tech is one of a handful of college athletic departments using this type of technology. The BodPod is found in many professional training facilities, such as the NFL and Major League Baseball. It accurately measures body composition (percent of body fat, lean muscle mass and fat mass) through air displacement within five minutes. Research has shown that an increase in lean muscle mass will increase athletic performance. The Sports Nutrition Program has helped countless Tech athletes maximize their athletic performance.

AMY FREEL

Sports Nutritionist

Amy Freel enters her eighth year as the sports nutritionist in the Virginia Tech Athletics Department. Prior to serving as the nutritionist, she served as the coordinator of student life for a little more than two years.

In 2005, she was named the Young Dietitian of the Year by the Virginia Dietetic Association for her work as the nutritionist in the Tech athletics department.

Freel, a native of Glen Ellyn, Ill., received her undergraduate degree in dietetics in 1996 from Ball State University in Muncie, Ind., while competing in gymnastics for four years. She became a registered dietitian in 1997 and earned her master's degree in dietetics from Ball State in 1998.

After graduation, Freel served as a clinical dietitian at the Lewis-Gale Medical Center for a year-and-a-half before coming to Tech in September of 1999. She became the full-time director of sports nutrition in July 2002.

Freel and her husband Mike live in Blacksburg and have four children Ben (8), Matt (7), Ashley (3) and Luke (1).



SPORT PSYCHOLOGY HELPING STUDENT-ATHLETES IN ALL ASPECTS OF THEIR LIVES

DR. GARY BENNETT

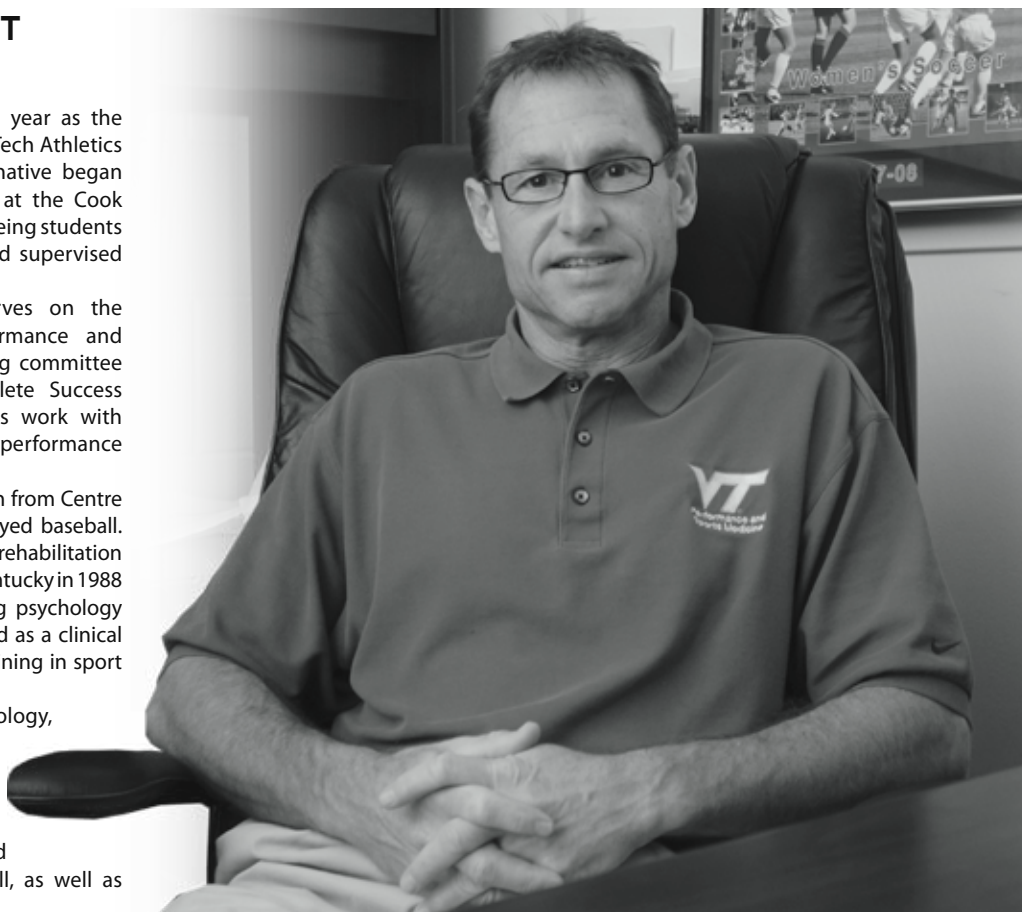
Sport Psychologist

Dr. Gary Bennett is in his 10th year as the sport psychologist for the Virginia Tech Athletics Department. The Lexington, Ky., native began working at Virginia Tech in 1995 at the Cook Counseling Center. In addition to seeing students in therapy, Bennett has taught and supervised pre-doctoral level interns.

In athletics, Bennett also serves on the committees for nutrition, performance and substance abuse; and the planning committee for the Summit for Student-Athlete Success events. The 49-year-old also does work with various teams in the area of performance enhancement.

Bennett received a B.A., in English from Centre (Ky.) College in 1981, where he played baseball. He was awarded a master's in rehabilitation counseling from the University of Kentucky in 1988 and received a Ph.D., in counseling psychology from UK in 1995. Bennett is licensed as a clinical psychologist and has additional training in sport psychology. He is a member of the Association of Applied Sport Psychology, as well as the American Psychological Association's Division 47 (Exercise and Sport Psychology).

Bennett lives in Blacksburg and enjoys playing golf and basketball, as well as hiking and skiing, in his spare time.



Virginia Tech offers another important service to all its student-athletes — sport psychology. Dr. Gary Bennett coordinates the sport psychology department, which offers psychological and performance enhancement services for student-athletes. Bennett also works closely with the Cook Counseling Center.

Bennett meets with student-athletes on an individual basis for personal counseling and to discuss the mental aspects of the game. He also

works on team building, communication and performance enhancement.

Mike Gentry, assistant AD for athletic performance, says, "I've always felt that (sport psychology) was an important element. We want to be a holistic model of an athletics department, and we wanted to and needed to include sport psychology in that model."

"We try to address all the various factors that affect student-athletes' performance on and off the field," Bennett says. "We believe we can help athletes perform better by addressing those concerns."

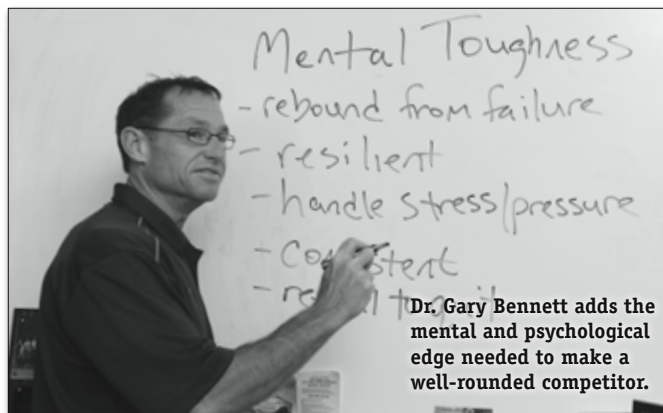
The sport psychology department also offers an injury group to afford injured athletes the opportunity to meet with other injured athletes and talk about their recovery process. Injured athletes may also meet individually with the sport psychologists.

On average, the psychologists conduct 25-30 individual sessions per week and meet with teams as the need arises.

A recent addition to the sport psychology resources is the Dynavision 2000, a unique conditioning and training program designed to increase focus and concentration, improve coordination and visuomotor reactions and increase peripheral awareness. Virginia Tech is privileged to be one of only a handful of schools with this cutting-edge technology.

The response to the sport psychology program has been very positive. The student-athletes are very receptive to the services offered by the doctors. The sport psychology office reaches out to athletes who may not have considered going to the counseling service that is offered to all students at Virginia Tech.

"It is a great resource for our coaches and our athletes," Gentry says. "We've improved a lot in areas of strength and conditioning, nutrition and in sport psychology. It's all about becoming a well-rounded athletic program and helping student-athletes. We want to give them all the resources we can to put them in a position to be successful."



STUDENT LIFE

Led by the Virginia Tech Student Athlete Advisory Committee, Hokie student-athletes volunteered over 1,400 hours in the local community in the past year. In addition, over 400 Virginia Tech student-athletes earned a 3.00 grade point average during one or both semesters in 2006. The accomplishments are even more amazing in the context of the 2007-2008 athletic season being one of the most successful in Virginia Tech history.

The Virginia Tech Athletics Office of Student Life is under the direction of Reyna Gilbert, the Assistant Athletics Director for Student Life, who came to Tech from Nova Southeastern University in Ft. Lauderdale, Fla. Assisting Gilbert is Coordinator of Student Life, Danny White. The programs and services implemented by the Virginia Tech Athletics Office of Student Life are inspired by the NCAA/CHAMPS (Challenging Athletes' Minds for Personal Success) Life Skills Program. The program was honored for its commitment to serving the good of the student-athletes by the Division I-A Athletic Director's Association as a Program of Excellence during the 2006-2007 academic year.

STUDENT ATHLETE ADVISORY COMMITTEE

The Student Athlete Advisory Committee is a committee made up of student-athletes assembled to provide insight on the student-athlete experience. The SAAC also offers input on the rules, regulations and policies that affect student-athletes' lives on NCAA member institution campuses. Two members from each sport team serve on SAAC each academic year. The leadership team during 2008-2009 will be was Ashley Owens (Women's Soccer), president; Beth Walker (Softball), vice-president and Preston Lemon (Men's Tennis), secretary. Highlights of the 2007-2008 SAAC include the second annual toy drive competition among sports teams for the Montgomery County Christmas, which collected over 1,400 toys; a canned food drive competition collecting over 2,000 food items for the local food banks; and participating in Virginia Tech's Relay for Life. In 2007, SAAC sponsored two members on the Homecoming Court for the first time in school history: Bryan Collier (men's soccer) and Jessica Botzum (women's swimming and diving).

PERSONAL DEVELOPMENT

Virginia Tech student-athletes welcomed Byron Hurt to campus in October 2007, a former college quarterback turned activist. Hurt examined the issues of masculinity, sexism, violence and homophobia in today's hip-hop culture. As in past years, the Virginia Tech football team invited numerous speakers



Reyna Gilbert and Danny White are available to help student-athletes in all aspects of their collegiate journey.

to present a variety of topics during the fall two-a-day practices and meetings. Topics covered in these presentations included: appropriate campus and community conduct, media relations, sport psychology, drug and alcohol education, sports agent relations and healthy relationships. Each fall semester, all freshmen and transfer student-athletes are required to attend the Sexual Assault Facts & Education (S.A.F.E.) Workshop. This program, presented by staff members from the Office of Judicial Affairs and the Women's Center, focuses on

sexual assault, violence prevention, stalking and cyber stalking.

CAREER DEVELOPMENT

Virginia Tech student-athletes are savoring their collegiate athletic experiences with the understanding that, upon graduation, they will need to have a job secured. The Office of Student Life works with Becca Scott in the Virginia Tech Career Services Center to create programs designed to teach student-athletes why they are much sought after for their



When Hokie basketball players visit local schools, it's exciting for staff and students alike.

transferable skills (resiliency, time management, teamwork, competitiveness, ambition). For the first time, student-athletes had the opportunity to participate in a mock interview night with company representatives from Wolesey North America, Northwestern Mutual Finance and Newell Rubbermaid. In addition to the mock interview night, student-athletes are offered workshops on topics such as résumé design, career fair etiquette, interview attire and mini-career fairs. Student-athletes are encouraged to participate in on-campus interviewing and eRecruiting along with securing internships and co-ops during their college careers.

ACADEMIC EXCELLENCE

The Virginia Tech Athletics Office of Student Life is responsible for nominating student-athletes for academic honors and awards. Athletes are nominated for on-campus, Atlantic Coast Conference and national awards. Student-athletes with a 3.0 GPA are rewarded each semester by being honored on the Athletic Director's Honor Roll. The 2007 calendar year listed 432 student-athletes with this honor. Paul Laperna (men's cross country) and Claire Dickey (women's swimming and diving) received the Skelton Award for Academic Excellence in Athletics which is given to one male and one female student-athlete who demonstrate leadership, outstanding academic excellence and community involvement. The recipients of the award receive a \$5,000 scholarship donated by the late Dr. Bill and Peggy Skelton.

COMMUNITY OUTREACH

Virginia Tech student-athletes are involved more than ever in the local community. Having volunteered over 1,400 hours in the schools, community groups and hospitals, the student-athletes are setting a high precedent for all involved with the program.

Under the "Hokies with Heart" umbrella, each sports team has a community partner with which it volunteers time and hosts a home game in honor of the partnership program. Each athletic team at Virginia Tech is encouraged to select one local charity or group on which to focus its philanthropic efforts throughout the year.



REYNA GILBERT
 Assistant Athletics Director
 for Student Life

Reyna Gilbert is in her second year at Virginia Tech. As assistant athletics director for student life, she develops programs geared to enhance student-athletes' personal development, career awareness and community service endeavors. This includes coordinating each team's philanthropic projects as part of the "Hokies with Heart" program, working with the Student-Athlete Advisory Committee and nominating student-athletes for academic awards.

She also helps plan the yearly Athletics Director Honor Breakfast and the All Sports Banquet.

Before joining the Hokies, Gilbert served as the compliance coordinator and CHAMPS/Life Skills coordinator at Nova Southeastern University in Ft. Lauderdale, Fla. In 2005, she was also the coordinator of athletic academic services. Prior to NSU, Gilbert served as an academic advisor at the University of Central Florida.

In 2001, Gilbert graduated with a degree in psychology from Northern Illinois University, where she lettered all four years on the women's gymnastics team and was named MVP her senior year. She received her master's degree in sport and exercise psychology with a minor in counseling from Ball State University in 2004.

A native of Orlando, Fla., Gilbert currently lives in Blacksburg.



SPORTS MEDICINE



Athletic trainer Chad Hyatt wraps Jeff Allen's ankle in the training room of the new basketball facility.

The Virginia Tech Sports Medicine Department is an ever-changing and developing unit that strives to provide the most current and comprehensive care to all student-athletes. The department is constantly evolving to incorporate new ideas and state-of-the-art resources for the betterment of student-athletes.

A professional staff — including primary care physicians who are Board certified in family medicine and sports medicine, orthopaedic surgeons, certified athletic trainers, physical therapists, chiropractors, massage therapists, sport psychologists, nutritionists and orthotists — is available to manage the health care of Tech athletes.

As part of the evolution, Tech recently completed its seventh full year in the 4,300-square-foot Eddie Ferrell Memorial Training Room. This area consolidated the training rooms that existed in the Merryman Center and Cassell Coliseum. The facility gives the training staff a centralized area to care for the needs of all Virginia Tech student-athletes. There is top-of-the-line equipment and a unique style of architecture, developed by Glenn Reynolds, AIA and Larry Perry as the consulting engineer.

The Ferrell Training Room, which nearly doubles the size of the former Merryman Center facility, allows the staff to utilize that room for physical therapy, chiropractic care and massage therapy. Virginia Tech now has more than 11,600 square feet dedicated to

sports medicine, placing Tech in the top five percent nationally. In addition, the \$10 million Merryman Center, a state-of-the-art facility that includes 2,400 square feet of medical space, supplements the new training room. This treatment room has numerous treatment modalities, including portable X-ray, electric stimulation, ultrasound, hot and cold packs and a lumbar/cervical traction unit. It also has offices for the staff, dozens of training tables, two cold tubs, whirlpools, an underwater treadmill, a Biodex System 3 and various other pieces of rehabilitation equipment. In addition, a training room has been constructed in Rector Field House to serve the different sports teams

when they practice indoors.

As of August 2009, the Sports Medicine facilities now include a 1,600-square-foot athletic training room in the all new basketball practice facility. This training room is the center of activity for treatment, rehabilitation and injury prevention for Tech's basketball program. Always on the cutting edge of technology and health care for its student-athletes, the facility includes hot and cold tubs, electric stimulation, ultrasound, hot and cold packs, massage units, physician exam areas and an Alter G treadmill that utilizes state of the art technology to allow recovering athletes to walk and run at a fraction of their body weight, enhancing



MARK ROGERS, D.O., M.A. Team Physician

Dr. Mark Rogers is in his third year as team physician for the Virginia Tech men's basketball team. He joined the Hokies after completing his primary care sports medicine fellowship through Virginia Tech and the Edward Via Virginia College of Osteopathic Medicine (VCOM).

Prior to coming to Blacksburg, he graduated with an undergraduate degree in chemistry from the University of North Carolina Charlotte, followed by a masters degree in health care ethics from Duquesne University in Pittsburgh. He received his osteopathic medical degree from Des Moines University and went on to complete his family medicine residency at The University of North Carolina at Chapel Hill, where he was chief resident. Rogers is also an associate professor at VCOM and is practicing in the community at Academic Primary Care Associates. Dr. Rogers, his wife Krista and their two children — son Connor and daughter Keagan — live in Blacksburg.

their rehabilitation and allowing them to stay in shape while they are out of competition. Virginia Tech is one of only a handful of NCAA programs to implement the Alter G into the sports medicine program.

The range of benefits athletes have access to include custom orthotics, custom mouth guards, specialized DonJoy prophylactic bracing, massage and many other options to help prevent or protect them from injuries and enhance their collegiate athletic experience. The sports medicine staff also takes great pride in treating the athletes year-round. Special attention is paid to off-season activity. During this time, the staff will analyze past injury data from each participant and construct a preventative program.

"If we hold our strength and conditioning as a vital component to success, then we owe it to our athletes to provide them with the necessary resources to keep them actively participating," said Chad Hyatt, men's basketball athletic trainer. "We basically adopt the attitude that it is our mission to keep them participating on the court, in the weight room and in the class room during the entire school year."

Their programs consist of strengthening, stretching and — most importantly — analyzing movement patterns and training to help prevent the recurrence of injuries. The strength and sports medicine staffs work together closely to come up with the best possible program for each athlete.

"The off season is a great time for our athletes to work on their weaknesses and to improve on any shortcomings that they may have," said Amy Miller, women's basketball athletic trainer. "We work closely with our strength and conditioning staff and look at our off-season time as an opportunity to get our athletes better and keep them performing at their highest level."

Another vital part of student-athlete services is access to the Schiffert Student Health Center in McComas Hall. A health center and counseling services are available on one side of McComas Hall, while recreation sports and fitness programs are available on the other. The



Team physician Mark Rogers advises Allan Chaney.

center also has a fully operational diagnostic laboratory, X-ray facilities and eight full-time physicians.

If physical therapy is needed, student-athletes can be seen by therapist Mark Piechoski in the Ferrell Training Room. Piechoski, who is a certified athletic trainer, physical therapist and strength and conditioning specialist, plays a large role in the overall program developed to return the injured athlete back to 100 percent. Katie Burns, P.T., has also recently joined the sports medicine program to provide physical therapy for Tech athletes.

In addition, staff sport psychologist Dr. Gary Bennett is available to all student-athletes for personal and performance issues. The athletes' nutritional needs and concerns are met by Amy Freeland, the staff sports nutritionist, who is always available to the athletes.

Virginia Tech also utilizes the services of Dr. Greg Tilley to provide Tech athletes with specialized treatment for spine-related conditions. Tilley plays a huge role in performance enhancement through various chiropractic techniques.

"For us as certified athletic trainers, to have the resources of folks like Mark Piechoski, Dr. Greg Tilley, Dr. Gary Bennett and Amy Freeland is a tremendous asset," Mike Goforth, assistant athletics director for athletic training said. "The knowledge and skill that they bring is invaluable."

"Our goal is to provide the same high level of health care that professional and Olympic athletes receive," Goforth continued. "Our usage of specialist care is modeled after the NBA system and incorporates components of the Olympic Training Center in Colorado Springs."

Dr. Jim Lebolt has been added to the Virginia Tech Sports Medicine ranks as a team orthopaedic surgeon. Dr. Lebolt trained under the world renowned James Andrews, M.D., in Birmingham, Ala., and is a tremendous asset to the sports medicine program.

Tech also maintains a special relationship with Montgomery Regional Hospital. Montgomery Regional Hospital is the choice for state-of-the-art equipment to perform surgeries, diagnostic imaging and processing of laboratory requests.

Over the past 10 years, Virginia Tech has developed the reputation for producing top-level certified athletic trainers. Graduates are now employed in positions across the country at various levels of the profession.



DR. JIM LeBOLT, D.O.
Orthopaedic Physician

Dr. Jim Lebolt is in his third season working as a team orthopaedic surgeon for the Virginia Tech Athletics program. He earned his medical degree from the West Virginia School of Osteopathic Medicine in 2001 and completed his orthopaedic surgery residency at Michigan State in 2006, working with the Spartans' athletic teams.

Lebolt's experience includes care of athletes from the NFL (Washington Redskins), MLB and the NBA during a fellowship in Birmingham, Ala., under renowned sports orthopaedist, Dr. James Andrews. Along with his experiences with professional athletes, Lebolt has worked with student-athletes at Jacksonville State University and the University of Alabama.

Lebolt has been published in multiple orthopaedic surgery texts and journals, while guest lecturing at the national level.

ATHLETIC FUND

The Virginia Tech Athletic Fund is the University's athletic fund raising arm. The Athletic Fund, also known as the Hokie Club, is charged with raising funds to support the scholarship, capital and programmatic needs of the Athletics Department.

Lu Merritt, director of development for intercollegiate athletics, has stated that "we are looking forward to the 2009-10 basketball season with great anticipation. Seth Greenberg has coached his teams into the upper echelon of the conference in each of our five years in the ACC."

Merritt also stated that "because of the excitement created by Virginia Tech basketball, we were able to raise over 11.5 million dollars to support the construction of the new basketball practice facility. The new practice facility is awesome and provides a wonderful atmosphere for our coaches and players. The facility speaks clearly to Virginia Tech's commitment to college basketball."

Merritt is proud of his fundraising staff, as, collectively, they have over 100 years of experience. There are about 450 volunteers (Hokie Reps) that operate 65 local Hokie Clubs throughout the southwest region to promote athletics at Virginia Tech.

John Moody, senior assistant to the director, focuses on major gift fundraising and special projects. A former football player at Tech, Moody has worked in the Hokie Club for 37 years.

David Everett, director of major gifts, serves the Richmond area in addition to his major gift responsibilities. Everett was a member of the

Hokies' 1986 Peach Bowl championship team.

Terry Bolt, director of Development for special gifts and the annual fund, serves the Tidewater areas of Virginia, while also overseeing the planning and direction of the Annual Fund.

Brian Thornburg, associate director of development, serves southwest and central Virginia as well as the areas of North Carolina, South Carolina, Tennessee and Georgia while assisting with the Annual Fund.

Scott Davis, associate director of development, serves the New River Valley and the northern areas of Virginia as well as Maryland and West Virginia. Davis is a former basketball player and assistant coach at Virginia Tech.

Sharon Linkous manages all member gifts, records and benefits for Hokie Club members as well as working closely with the Hokie Representative program. Brandy Barrow and Dana Partin handle gift entry and membership records for Hokie Club members. Diana Adkins manages the budget process and produces all meeting notices for the Hokie Clubs. Jane Broadwater serves as executive secretary for the office. Nancy Gabbard, Gail Patterson and Martie Ludden work part-time in the office, bringing additional experience to the team.

Donors are encouraged to consider planned gifts (deferred) such as a will, living trusts, life income trust, retirement plans and charitable lead trusts.

R.T. Avery of Richmond, Va., is the current president of the Athletic Fund and O.A. Spady of Smithfield, Va., is the vice president.



The Virginia Tech Roundball Club, founded at the beginning of the 2000-2001 season, is a major supporter of men's Hokie basketball. The group, made up of Tech fans from all areas of the community, provides vocal support in Cassell Coliseum and behind-the-scenes support off the court.

The mission of the Roundball Club is to:

- Promote public awareness of the Virginia Tech men's basketball program.
- Foster the goals and policies of the Virginia Tech Athletics Department.
- Provide the level of spirited support and resources required for the program to achieve national prominence.
- For more information on the Roundball Club, log on to www.roundball.org.vt.edu

Contact the Hokie Club by phone at (540) 231-6618 or visit the Web site at www.hokieclub.com.



The Hokie Club staff (front row, l-r): Lu Merritt, Diana Adkins, Dana Partin, Nancy Gabbard, Jane Broadwater, Brandy Barrow; (back row) Terry Bolt, Brian Thornburg, David Everett, Scott Davis, Sharon Linkous and John Moody.

MONOGRAM CLUB

The Monogram Club was originally created as a social organization for former athletes who earned at least one monogram (letter) in any varsity sport at Virginia Tech. All former coaches are designated as honorary members. This club is an opportunity for athletes to remain active with and connected to their sport once their careers are completed.

The main goal of this club is to keep an open line of communication between the Athletics Department and the former letterwinners. Athletes are encouraged by way of sponsored pregame and postgame social events to come back and reconnect with their old teammates and coaches. Over the past eight years, the club has been revitalized under new direction.

In 1998, Terry Strock, a veteran coach and administrator for many years at Tech, became the first full-time director of the Monogram Club. Under his leadership, the club more than doubled its membership, increasing from 220 active members to 550. Its total membership now sits at more than 700 active members. When Strock retired in 2000, former football letterman Derek Carter took over for one year before becoming director of athletics at Virginia State University.

In 2001, the club proudly welcomed its current director, Russ Whitenack, the former Virginia Tech men's head track coach of 28 years from 1974-2002.

"Many people stop by to see old friends," said Whitenack. "That is what we want to provide. If you're a former athlete, (the Monogram Club) is the best way to stay connected."

Anyone who joins the Monogram Club receives a lapel pin that grants them access to the variety of events sponsored by the club. The Monogram Club hosts two free tailgates per year, open only to members. One is before the annual spring football game, and the other occurs early in the fall. In addition, the club hosts tailgates following selected football games in the Bowman Room of the Jamerson Athletics Center. Tickets to these tailgates are available only to members of the Monogram Club. Members of the club are eligible to enter the annual golf tournament, and are welcome to attend a weekend of wine tasting, all sponsored by the Monogram Club.

The member benefits include a subscription to *Inside Hokie Sports*, the official publication of the Athletics Department. Each member is given the right to purchase four tickets from an allotment of 100 located in the South End Zone stands to attend individual football games.



"We would really like to reach people we don't have contact information for," Whitenack said. Whitenack encourages all former athletes to update their information regularly through hokiesports.com.

A complimentary membership is available to recent graduates, allowing them a three-

year membership into the club once their eligibility has expired. Membership dues are \$40 per year with a discounted rate of \$160 for five years. The membership year lasts from July 1 to June 30. A lifetime membership has been installed with the amount set at \$800, and \$600 for former athletes over the age of 65.



RUSS WHITENACK Director of the Monogram Club

In 2001, Russ Whitenack was named Director of the Monogram Club at Virginia Tech. During his tenure, the organization has seen tremendous growth in numbers and activities.

For 28 years, Whitenack held the reins of the men's track & field program, guiding it to conference titles and national recognition. Prior to taking over in 1974, Whitenack served as an assistant coach for two years. In addition to being the men's coach, he also guided the

women's team for 10 years during the 1980s and early 1990s.

A 1969 graduate of the University of Tennessee, Whitenack was a member of the Volunteers' All-America 440-yard relay team. UT won three Southeastern Conference team championships during his four years on the squad. He served for one season as a graduate assistant at Tennessee and three years as coach at Palmetto Junior High in Miami before coming to Tech in 1972.

During Whitenack's tenure as coach, the Tech program produced 20 All-Americans, including former coach Steve Taylor and Erick Kingston. Whitenack led the Hokies to two Metro Conference indoor championships, one in 1993 and one in 1994, and he was chosen by his peers as Metro Coach of the Year during the 1992 outdoor season and again following Tech's 1993 indoor championship. During the late 1990s, the Hokies dominated the Atlantic 10 Conference, capturing both the indoor and outdoor titles four straight years. Whitenack was named the A-10 indoor and outdoor Coach of the Year for each of those victories. He also received the Walt Comrack Award for excellence in coaching from the Virginia Military Institute in 1997.

Whitenack and his wife, Judy, have one son, Jon. In his spare time, Whitenack enjoys outdoor activities, especially kayaking, boating and jet-skiing.

Calling All Former Players!

The Virginia Tech men's basketball team is interested in reconnecting with all former players.

The new practice facility has been designed to show the rich history of Virginia Tech basketball and includes several features dealing with players.

Former student-athletes interested in Virginia Tech Athletics are asked to contact Russ Whitenack, Director of the Monogram Club, at (540) 231-9156 or rwhitena@vt.edu.

DEPARTMENT DIRECTORY

VIRGINIA TECH ATHLETICS

Jamerson Athletics Center/Cassell Coliseum/Merryman Center/

West Side Lane Stadium/Basketball Practice Facility

Blacksburg, VA 24061 • All phone numbers are area code 540

ADMINISTRATION

Jim Weaver.....	Director of Athletics.....	231-3977
Sharon McCloskey.....	Senior Associate Director of Athletics/ Senior Woman Administrator.....	231-8137
Tim East.....	Associate Director of Athletics for External Affairs.....	231-6600
Tom Gabbard.....	Associate Director of Athletics for Internal Affairs.....	231-1828
Chris Helms.....	Associate Director of Athletics for Olympic Sports.....	231-3869
Jon Jaudon.....	Associate Director of Athletics for Administration.....	231-1830
John Ballein.....	Associate Athletics Director for Football Operations.....	231-9988
Tim Parker.....	Senior Assistant Director of Athletics for Compliance.....	231-2937
Mike Gentry.....	Assistant Director of Athletics for Athletic Performance.....	231-2984
Reyna Gilbert.....	Assistant Director of Athletics for Student Life.....	231-3956
Mike Goforth.....	Assistant Director of Athletics for Athletic Training.....	231-7742
Lisa Rudd.....	Assistant Director of Athletics for Financial Affairs.....	231-6553
Dave Smith.....	Assistant Athletics Director for Communications.....	231-9965
Sandy Smith.....	Assistant Athletics Director for Ticketing Services.....	231-6731
Jeremy Wells.....	Assistant Athletics Director for Marketing & Promotions.....	231-2515
Pam Linkous.....	Human Resources Manager.....	231-3142

ADMINISTRATIVE SUPPORT

Marianne Baffi.....	Secretary, Olympic Sports (Baseball, Men's Soccer, Women's Soccer, Softball, Wrestling).....	231-3671
Jean Ann Bailey.....	Administrative Assistant, External Affairs.....	231-2371
Vickie Graham.....	Receptionist.....	231-9984
Lisa Maddox.....	Secretary, Olympic Sports (Lacrosse, Swimming & Diving, Men's Tennis, Women's Tennis).....	231-9415
Penny Martin.....	Administrative Assistant to SWA.....	231-8137
Theresa Repass.....	Sports Medicine Clerk	
Alva Slusher.....	Secretary, Olympic Sports (Cross Country/Track & Field, Volleyball).....	231-5037
Carmela Smith.....	Administrative Assistant to the Athletics Director.....	231-3977
Shelby Smith.....	Internal Affairs, Golf.....	231-6265
Sandy Weber.....	Office Manager, Sports Medicine/Athletic Performance.....	231-7741
Joyce Wynn.....	Administrative Assistant, Administration.....	231-5497

ATHLETIC FUND.....231-6618

Lu Merritt.....	Director of Development for Intercollegiate Athletics	
John Moody.....	Senior Assistant to the Director of Development for Intercollegiate Athletics	
Diana Adkins.....	Alumni Program Coordinator.....	231-8481
Brandy Barrow.....	Fiscal Technician.....	231-0484
Terry Bolt.....	Director of Development for Special Gifts and the Athletic Annual Fund	
Jane Broadwater.....	Executive Secretary	
Scott Davis.....	Associate Director of Development.....	231-1936
David Everett.....	Director of Major Gifts for Intercollegiate Athletics	
Sharon Linkous.....	Accountant.....	231-5851
Dana Partin.....	Fiscal Assistant.....	231-5013
Brian Thornburg.....	Associate Director of Development	

ATHLETIC PERFORMANCE

Mike Gentry.....	Assistant Director of Athletics for Athletic Performance.....	231-2984
Gary Bennett, Ph.D.....	Sport Psychologist.....	231-2556
Megan Evans.....	Strength & Conditioning Coordinator for Olympic Sports.....	231-7386
Amy Freel.....	Director of Sports Nutrition.....	231-9910
Jarrett Ferguson.....	Director of Strength & Conditioning for Football.....	231-8207
David Jackson.....	Director of Strength & Conditioning for Basketball Programs.....	231-7857
Terry Mitchell.....	Director of Strength & Conditioning for Olympic Sports.....	231-7386
Keith Short.....	Strength & Conditioning Coordinator for Football.....	231-8207

ATHLETICS COMMUNICATIONS.....231-6726

Dave Smith.....	Assistant Athletics Director for Communications	
Anne Panella.....	Publications Director.....	231-7684
Bill Dyer.....	Associate Director.....	231-8852
Torye Hurst.....	Associate Director.....	231-8823
Bryan "BJ" Johnston.....	Associate Director.....	231-3387
Dave Knachel.....	Photography Coordinator.....	231-1838
Jimmy Robertson.....	Editor, Inside Hokie Sports.....	231-4134
Matt Kovatch.....	Assistant Director, Inside Hokie Sports.....	231-1894

Damian Salas.....	Director, Internet Services/Webmaster.....	231-8816
Allison Jarnagin.....	Graphic Designer/Web Assistant.....	231-6756
Mary Francis Czarsty.....	Graphic Designer.....	231-6329
Donna Smith.....	Administrative Assistant.....	231-6726

BASEBALL.....231-3671

Pete Hughes.....	Head Coach	
Dave Turgeon.....	Associate Head Coach.....	231-9976
Mike Gambino.....	Assistant Coach.....	231-3098
Mike Kunigonis.....	Volunteer Assistant Coach	

BASKETBALL (MEN'S).....231-6725

Seth Greenberg.....	Head Coach	
Bill Courtney.....	Assistant Coach	
James Johnson.....	Assistant Coach	
Ryan Odom.....	Assistant Coach	
Adrian Autry.....	Director of Men's Basketball Operations.....	231-4412
Sharon Spradlin.....	Administrative Assistant.....	231-6725

BASKETBALL (WOMEN'S).....231-4998

Beth Dunkenberger.....	Head Coach	
Stacy Cantley.....	Assistant Coach	
Angela Crosby.....	Assistant Coach	
Shellie Greenman.....	Assistant Coach	
Jill Jameson.....	Director of Women's Basketball Operations.....	231-7629
Dianne Santolla.....	Administrative Assistant.....	231-4998

BOSTON CONCESSIONS

Doug Dodson.....		231-3279
------------------	--	----------

BUSINESS OFFICE

Lisa Rudd.....	Assistant Director of Athletics, Financial Affairs.....	231-6553
Michelle Collins.....	Business Manager.....	231-6590
Gary Steck.....	Assistant Business Manager.....	231-2196
Bill Old.....	Assistant Business Manager.....	231-7116
Jean Vaughan.....	Financial Services Specialist.....	231-6728
Jeannie Lafon.....	Financial Services Specialist	

COMPLIANCE

Tim Parker.....	Senior Assistant Director of Athletics for Compliance.....	231-2937
Natalie Hart.....	Director of NCAA Initiatives & Athletics Compliance.....	231-2264
Bert Locklin.....	Director of Compliance.....	231-2696
Heather LaFon.....	Assistant Director for Athletics Eligibility and Financial Aid.....	231-0644

EQUIPMENT.....231-9967

Lester Karlin.....	Equipment Manager	
Eric Cross.....	Assistant Equipment Manager.....	231-6203
Reuben Moguel.....	Assistant Equipment Manager.....	231-0995
Louis Koel.....	Equipment/Laundry Coordinator.....	231-9967

FACILITIES, GAME OPERATIONS AND GROUNDS

Eric Bremner.....	Landscape/Horticulture Manager.....	231-2840
Jerry Cheynet.....	Game Operations Coordinator.....	231-6067
Greig Denny.....	Director, Burrows-Burleson Tennis Center/Field House.....	231-5908
Jessica Hartman.....	Assistant Manager, Burrows-Burleson Tennis Center.....	231-5908
Nick McKenna.....	Fields Coordinator.....	231-6067
Andy McReynolds.....	Fields Coordinator.....	231-6067
Buford Meredith.....	Grounds Coordinator.....	231-6067
Pete Pool.....	Facilities Coordinator (Stadium).....	231-6067
Emerson Pulliam.....	Fields Coordinator.....	231-6067
Kent Sheets.....	Facilities Manager (Cassell, Jamerson, Merryman).....	231-2199
James Torgersen.....	Facilities Manager.....	231-7584
Ronnie Turpin.....	Maintenance Supervisor.....	231-6067
Casey Underwood.....	Director of Outside Facilities.....	231-6067
Don Vaughn.....	Game Operations Assistant.....	231-8284
Cara Walters.....	Game Operations Manager.....	231-9963

FOOTBALL

Frank Beamer.....	Head Coach.....	231-4132
Coaching Staff.....		231-6868
Billy Hite, Jim Cavanaugh, Bud Foster, Torrian Gray, Curt Newsome, Mike O'Cain, Kevin Sherman, Bryan Stinespring, Charley Wiles		
John Ballein.....	Associate Athletics Director for Football Operations.....	231-9988
Bruce Garnes.....	Football Operations Assistant.....	231-9991
Diana Clark.....	Executive Secretary to Head Coach.....	231-4132
Lisa Marie.....	Administrative Assistant.....	231-6368
Kristie Verniel.....	Administrative Assistant.....	231-9991

VIRGINIA TECH BASKETBALL 2009-2010



GOLF (MEN'S)

Jay Hardwick..... Head Coach..... 231-6435
 Brian Sharp..... Associate Head Coach..... 231-6435

HOUSEKEEPING

Kelly Cahill..... Housekeeper (Stadium)..... 231-6067
 Avery Dolinger..... Housekeeper (Stadium)..... 231-6067
 Terry Doss..... Housekeeping Supervisor (Cassell/Jamerson/Merryman)
 Sandra Duncan..... Housekeeper (Stadium)..... 231-6067
 Jimmy Brewer..... Housekeeper (Cassell/Jamerson/Merryman)..... 231-7798
 Vacant..... Housekeeper (Cassell/Jamerson/Merryman)..... 231-2199
 Chester Handy..... Housekeeper (Cassell/Jamerson/Merryman)..... 231-2199
 Clara Kinzie..... Housekeeper (Stadium)..... 231-6067
 Delores Martin..... Housekeeper (Cassell/Jamerson/Merryman)..... 231-2199
 Eddie Mataj..... Housekeeper (Stadium)..... 231-6067
 Eloise Songer..... Housekeeper (Cassell/Jamerson/Merryman)..... 231-2199
 Patricia Strang..... Housekeeper (Cassell/Jamerson/Merryman)..... 231-6067

INFORMATION SYSTEMS

Tommy Regan..... Director of Information Systems..... 231-7539
 Chris Mayer..... Computer Technician..... 231-9361

ISP SPORTS..... 961-7604

Rick Barakat..... Vice-President and General Manager
 Jeff Schumate..... Associate General Manager
 Kevin Klammer..... Senior Account Executive
 Kyle Winchester..... Account Executive
 Callie Rhodes..... Marketing Assistant
 Bill Roth..... Director of Broadcast Operations
 Mike Burnop..... Broadcast Commentator/New River Office Supply..... 552-6611
 Jerry Massey..... Play-by-Play Announcer..... 287-7158

LACROSSE (WOMEN'S)

Katrina Silva..... Head Coach..... 231-8285
 Megan Burkner..... Assistant Coach..... 231-9454
 Lynz Keys..... Assistant Coach..... 231-2776

MARKETING & PROMOTIONS

Jeremy Wells..... Assistant Athletics Director for Marketing & Promotions 231-2515
 Brent DiGiacomo..... Director of Marketing & Promotions..... 231-3236
 Alicia Longworth..... Assistant Director..... 231-2038
 Matt Moeller..... Assistant Director..... 231-8783

MONOGRAM CLUB

Russ Whitenack..... Director..... 231-9156

SOCCER (MEN'S)..... 231-7143

Mike Brizendine..... Head Coach
 Kevin Doyle..... Assistant Coach
 Patrick McSorley..... Assistant Coach

SOCCER (WOMEN'S)

Kelly Cagle..... Head Coach..... 231-6423
 Charles "Chugger" Adair..... Associate Head Coach..... 231-6660
 Matt Gwilliam..... Assistant Coach..... 231-6859

SOFTBALL

Scot Thomas..... Head Coach..... 231-2720
 Al Brauns..... Associate Head Coach..... 231-1804
 Barbara Sherwood..... Assistant Coach..... 231-3063

SPIRIT (CHEER, DANCE, HOKIEBIRD MASCOT)

Rickey Hill..... Spirit Coach..... 231-5744
 Alicia Longworth..... HokieBird Information..... 231-2038

SPORTS MEDICINE/ATHLETIC TRAINING..... 231-7741

Mike Goforth..... Assistant A.D. for Athletic Training..... 231-7742
 Katie Baer..... Athletic Trainer..... 231-2711
 Sean Collins..... Athletic Trainer..... 231-6410
 Keith Doolan..... Athletic Trainer..... 231-2187
 Chad Hyatt..... Athletic Trainer..... 231-6938
 Jimmy Lawrence..... Athletic Trainer..... 231-5690
 Amy Miller..... Athletic Trainer..... 231-9691
 Greg Beato, D.O..... Physician..... 231-5983
 Gunnar Brolinson, D.O..... Physician..... 231-5983
 Sarah McGinley, D.O..... Physician..... 231-4000
 Mark Rogers, D.O., M.A..... Physician..... 231-4000
 Greg Tilley, D.C..... Chiropractor..... 951-1183

STUDENT SERVICES

Reyna Gilbert..... Assistant Athletics Director for Student Life..... 231-3956
 Danny White..... Student Services Coordinator..... 231-1252

STUDENT-ATHLETE ACADEMIC SUPPORT SERVICES

Jermaine Holmes..... Dir., Student Athlete Academic Support Services..... 231-6165
 Colin Howlett..... Associate Director..... 231-2243
 Katie Cross..... Assistant Director..... 231-2245
 Sarah Armstrong..... Assistant Director..... 231-9094
 Greg Beatty..... Assistant Director..... 231-1415
 Mike Swanhart..... Assistant Director..... 231-0481
 Terrie Repass..... Administrative Assistant..... 231-6165
 Beth Noteware..... Learning Specialist..... 231-0476
 Kari Creehan..... Assistant Learning Specialist..... 231-1934
 Jenna Wood..... Assistant Learning Specialist..... 231-1934

SWIMMING & DIVING (MEN'S & WOMEN'S)

Ned Skinner..... Swimming Coach..... 231-5086
 Braden Holloway..... Associate Head Coach..... 231-9970
 Ron Piemonte..... Diving Coach..... 231-3301
 Danielle Quarry..... Assistant Coach..... 231-4768
 Joey Peterson..... Assistant Coach

TENNIS (MEN'S)

Jim Thompson..... Head Coach..... 231-4589
 Christophe Bonadona..... Assistant Coach..... 231-4845

TENNIS (WOMEN'S)

Terry Ann Zawacki-Woods..... Head Coach..... 231-9971
 Nick Mueller..... Assistant Coach..... 231-6504

TICKET OFFICE..... 231-6731

Sandy Smith..... Assistant Athletics Director for Ticketing Services
 Stephen Medley..... Associate Ticket Manager
 Jack Chatham..... Assistant Ticket Manager
 Nancy Rodriguez..... Assistant Ticket Manager
 Vacant..... Assistant Ticket Manager
 Monna Booth..... Ticket Office Assistant
 Bev Thomas..... Ticket Office Assistant

TRACK & FIELD AND CROSS COUNTRY (MEN'S & WOMEN'S)

Dave Cianelli..... Director of Track & Field and Cross Country..... 231-3094
 Greg Jack..... Associate Head Coach, Men's Track & Field..... 231-2154
 Charles Foster..... Assistant Coach, Track & Field..... 231-9977
 Ben Thomas..... Cross Country and Distance Coach..... 231-9978
 Stacey Vidt..... Assistant Cross Country/Distance Coach..... 231-6929

VIDEOGRAPHY

Kevin Hicks..... Director of Broadcasting and Visual Media..... 231-9804
 Tom Booth..... Director of Video..... 231-9990
 Jed Castro..... Producer..... 231-9990
 Brian Walls..... Producer..... 231-9990
 Megan Caligiuri..... Graphic Artist..... 231-9990

VOLLEYBALL (WOMEN'S)

Chris Riley..... Head Coach..... 231-9972
 Jayme Gergen..... Assistant Coach..... 231-3991
 Shelbylynn McBride..... Assistant Coach..... 231-1927

WRESTLING

Kevin Dresser..... Head Coach..... 231-1135
 Tony Robie..... Associate Head Coach..... 231-3185
 Nate Yetzer..... Associate Head Coach..... 231-1119

A SUCCESS STORY

The Hokies have seen their success and visibility grow immensely over the past few years. For the ever-growing legion of Tech fans, the most exciting part is that the future looks even brighter.

On July 1, 2004, Virginia Tech officially became a member of the prestigious Atlantic Coast Conference - a move that has already helped the Hokie athletics program grow even stronger.

Tech competes at the Division I level of the NCAA, and with a total of 21 varsity sports, 11 for men and 10 for women, Virginia Tech provides generous opportunities for athletes (and fans) to get in the Hokie huddle.

Tech's nationally known football team has had unprecedented success over the past decade. The Hokies have played in 16 consecutive bowl games. Last year, the Hokies won 10 games including the FedEx Orange Bowl in Miami over the Cincinnati Bearcats. The Tech football team captured the ACC Championship last year for a second straight time - and third overall - after taking the title in 2004, its inaugural season in the league. The football program finished with 10 wins for the fifth straight season. The Hokies also won BIG EAST Championships in 1995, 1996 and 1999 and played for the National Championship in the 2000 Nokia Sugar Bowl.

The women's basketball team has advanced to the postseason 12 times in the past 16 years. The men's basketball team competed in the NIT in 2007, 2008 and 2009 and advanced to the NIT quarterfinals in 2008.

The women's track team captured the ACC

Indoor and Outdoor Championships in 2007 and 2008, while the men's tennis team advanced to the NCAA Tournament last season for the third-straight year.


In the fall of 2007, the men's soccer program had its most successful season ever by advancing to the NCAA College Cup. The softball team advanced to the NCAA tournament for the fourth consecutive season and made its first-ever appearance at the Women's College World Series in Oklahoma City, Okla., led by National Player of the year, Angela Tincher. Additionally, the softball squad won both the 2007 ACC regular season and tournament titles and also captured the 2008 tournament crown.

The women's soccer team reached the postseason for the first time in its history during 2004 and earned the ACC Sportsmanship Award in 2005. The Hokies then returned to the NCAA Tournament in 2008.

In 2001, the Hokie golf team won a nation's best six tournaments, including the BIG EAST Golf Championship, and went on to record an eighth place finish at the 2001 NCAA Golf Championship. In 2007, the Hokies tied for the ACC tournament title and last year advanced to the NCAA Regionals once again as senior standout Drew Weaver was named First Team All-Conference.

The wrestling program had its share of inspiring victories, knocking off nationally ranked opponents, including No. 17 Michigan in Ann Arbor and No. 6 Central Michigan in Mount Pleasant. It sent a school-record eight wrestlers to the NCAA Championships and finished 15th in the country as a dual meet team.

Many individuals within the athletic programs have also participated in NCAA postseason competition in recent years, including Hokies from wrestling, tennis, swimming, golf, cross country and track and field. Cross country runner Tasmin Fanning earned All-America honors for the second straight year in 2008, claiming third place in the nation's biggest race and earning the highest finish for a Tech runner in program history.



Marcel Lomnický earned a national title in the hammer throw and All-America honors in the weight throw during the 2008-09 season.

In 2005, Spyridon Jullien won NCAA titles in the indoor weight throw and the outdoor hammer throw, bringing the school its first-ever NCAA Championship in any sport. During Jullien's senior year, he again won the weight throw during the indoor season and captured the hammer throw title at the NCAA Outdoor Championships.

To follow up, Marcel Lomnický took home a national title in the hammer throw event at the 2009 NCAA Outdoor Track and Field Championships with a throw of 235 feet, 6 inches. He also won two ACC titles and an NCAA East Regional crown and earned All-America honors in the weight throw event at the NCAA indoor championship meet.

In other 2009 track and field accomplishments, Queen Harrison, who participated in the 2008 Olympic Games, was named the ACC Women's Performer of the Year after winning ACC crowns in the 100-meter and 400-meter hurdles at the outdoor conference meet. Will Mulherin and Abby Schaffer both captured ACC Freshman of the Year awards, as Mulherin took gold in the 5,000-meters at the outdoor championships while Schaffer won the women's pole vault title at the indoor championships, with a clearance of 13-05.25, the 15th-best height in the nation.

Men's swimmer, Kaan Tayla, the 2008 ACC champion in the men's 50- and 100-freestyle, was named to the Turkish Olympic Swimming and Diving team and competed in the 2008 Olympics in Beijing, China. Tayla was the 2007 Turkish National Champion in the 50-, 100- and 200-meter freestyle events.

Prior to joining the ACC, Virginia Tech was a charter member of the BIG EAST Football Conference since 1991 and a member of the BIG EAST in all other sports except wrestling from 2001 to 2004.



The women's soccer team returned to the NCAA Tournament in 2008 after reaching the postseason for the first time in 2004.

media information



VIRGINIA





MEDIA INFORMATION

PRESS SERVICES

The Virginia Tech Athletics Communications Office will be available throughout the 2009-10 basketball season to accommodate any media requests. Following are some guidelines that will make it easier for media members to cover the Virginia Tech men's basketball team. Any additional questions should be directed to Bill Dyer, athletics communications director for men's basketball.

PRESS CREDENTIALS

Once again this season, Virginia Tech will use an on-line credentialing system. To apply for Virginia Tech men's basketball credentials, log-on to <http://www.sportssystem.com/VT>.

Requests for press credentials are screened with care to ensure a working press row. Traditional print, television and radio (media agency) regularly assigned to cover Virginia Tech and the visiting school, as well as national

news-gathering agencies, will receive first priority. Credentials for on-line Internet sites will be granted to Virginia Tech operated Web sites, the visiting team's official Web site and the Atlantic Coast Conference's official Web site.


Any abuse of a working credential will result in the media agency losing credential privileges.

PHOTO CREDENTIALS

The NCAA has established a control policy to keep the court free from congestion. Only photographers on assignment and members of the television media are given photo credentials. Free-lance or amateur photographers will not be issued credentials. Accredited photographers may work along the playing floor at both ends behind the restriction line established by the NCAA. Permission to install strobe lighting must be made, in writing, to Bill Dyer, athletics communications director for men's basketball, at least 10 days in advance of the game. Photographers should follow the same credentialing system as listed above.

ADDITIONAL ACCREDITATION GUIDELINES

- Only full-time, salaried employees intending to provide actual game coverage may receive a credential.
- A requesting media agency must represent



a collective, organizational editorial voice, not simply the offerings of a single individual.

- Membership in a writers' association does not automatically qualify an agency for credentials.

- A media agency may assign one of its credentials to its on-line entity.

- An on-line entity, not associated with a traditional media agency, may qualify for one credential, subject to the following conditions:

An on-line entity may receive a credential only if its own full-time staff writes a majority percentage of that site's own material.

On-line entities that focus primarily on Virginia Tech athletics and also sponsor message boards or chat rooms may receive credentials provided they adhere to a policy that requires that a posted message or opinion is identified with the actual name and city of the individual.

Any on-line service that is recognized as an outlet intended primarily for the purpose of delivering news related to the recruitment of student-athletes will not qualify for credentials.

On-line entities will not receive photography credentials.

On-line entities (other than those identified above) registering 20,000 legitimate unique users per month in each of the past 12 months will be given first consideration.

"Real-time" transmission of digital images, audio and data, including live game play-by-play and statistics, of any home game is the exclusive property of Virginia Tech and/or its rights holder(s). "Real-time" is defined as "live continual coverage or description of an event."

The Atlantic Coast Conference has adapted an Internet Real-Time Policy. Virginia Tech adheres to this policy.

MEDIA WILL CALL

In most cases, credentials will be mailed. Credentials may be picked up the day before a game from secretary Donna Smith in the Athletics Communications Office. Credentials not mailed or picked up will be held at the Will Call Window located at the front entrance to Cassell Coliseum.

PARKING

Media parking is limited. Parking is available in the lot across from Cassell Coliseum. The entrance to this lot is on Spring Road. Requests for parking credentials should be made using the on-line credentialing system.

AT THE GAME

Cassell Coliseum is the site of Hokie home basketball games. There is no smoking permitted in Cassell Coliseum. The working press area is located courtside on the main floor. Both radio groups will be seated on press row. Virginia Tech grants broadcast rights to the official radio outlet of the visiting team on a reciprocal basis. Student radio stations wishing

to broadcast games from Cassell Coliseum must make arrangements through Bill Dyer at least 10 days in advance. Space is not guaranteed for student stations, due to space limitations.

GAME SERVICES

The Virginia Tech Athletics Communications Office will be at your service throughout the game. All media will be provided game programs, rosters, press guides and other pertinent information.

Computer-generated statistics will be available at halftime and at the conclusion of the game. Information provided includes play-by-play and individual and team statistics in standard NCAA box score format and a shot chart. A pregame meal is served, starting approximately one and one-half hours before tip-off in the Monogram Club room, and refreshments are available throughout the game. Members of the media work in a modern press room, located on the second floor of Cassell Coliseum, down the hall to the left from the court entrance. This press room houses both the working press area and the post-game interview room. Only credentialed members of the media will be allowed in this work room. There are six phone lines available on a first-come, first-served basis. There is also complimentary wireless ethernet available in the press room and on press row. Please contact a member of the athletics communications staff for log-on information.

POSTGAME INTERVIEWS

The Virginia Tech locker room is closed to the media. In accordance with ACC by-laws, requested players will be made available to the media following a 10-minute cooling off period in the player lounge, inside the Bill Foster Basketball Suite. Coach Seth Greenberg and the visiting coach will hold postgame press conferences in the interview room. The visiting coach will go first, followed by Coach Greenberg after his post-game radio interview. Media access to visiting players will be determined by the visiting media relations contact.

INTERVIEW POLICY

Virginia Tech's coaches and players will be available throughout the season for interviews by members of the news media. It is important, however, that all requests for player interviews be made through the Athletics Communications Office at (540) 231-8852. Please allow at least 24 hours notice for a request. Media members wishing to get video footage of practice should contact the Athletics Communications Office at least 24 hours prior the practice to be attended. Practices will be open to the media at the discretion of the men's basketball staff. Not all



players are available on any given day. As in years past, freshman members of the Virginia Tech basketball team will not be available to the media until post-game interviews of the first game of the regular season.

Mid-week interviews will take place one day per week. That day, which will change from week-to-week, will be announced on Sunday. All interviews will take place in the multi-purpose room on the second floor of the practice facility. Please contact the Athletics Communications Office for more details.

When demand occurs during the season, there will be teleconferences with Coach Greenberg and selected players.

CALLING COACH GREENBERG

The best way to reach Coach Seth Greenberg, other than on the ACC conference call, is by calling the Men's Basketball Office at (540) 231-6725. Coach Greenberg's secretary is Sharon Spradlin. Coach Greenberg will be available from 9-10 a.m., M-F.

TECH ATHLETICS WEB SITE

Notes, releases, statistics and other pertinent information are available on Tech's official Web site, hokiesports.com. The Web site will also have live stats during each home game. There is a media section of hokiesports.com with photographs, logos, StatCrew rosters and other pertinent information available to working members of the media. Contact Bill Dyer for more information and log-in information.

MEDIA INFORMATION AND GAME NOTES

In addition to being available on-line at hokiesports.com, media information and game notes are available by e-mail, as soon as they are updated. Media members wishing to be placed on this list should e-mail Bill Dyer, at wdye@vt.edu, and ask to be placed on the list.

MEDIA INFORMATION

VIRGINIA TECH BASKETBALL 2009-2010

THEACC.COM

The Atlantic Coast Conference official athletics web site can be accessed by visiting www.TheACC.com. Basketball information is updated daily with new material including standings, statistics, game previews, notes and other information. Links to each ACC school athletic department home page are also located on this site. TheACC.com is also the site for the instant replay of the league's head basketball coaches' teleconference every Monday afternoon during the season.

ACC TELECONFERENCES

The 12 ACC head basketball coaches will be featured on nine Monday teleconferences during the 2009-10 season. The season's first teleconference will take place on Monday, January 4, 2010, and continue through Monday, March 8. Each coach will have 10 minutes to make an opening statement and answer questions. There will be an instant replay of each teleconference on the Conference's internet site TheACC.com each Monday afternoon.

<i>Al Skinner, Boston College</i>	10:30
<i>Oliver Purnell, Clemson</i>	10:40
<i>Mike Krzyzewski, Duke</i>	10:50
<i>Leonard Hamilton, Florida State</i>	11:00
<i>Paul Hewitt, Georgia Tech</i>	11:10
<i>Gary Williams, Maryland</i>	11:20
<i>Frank Haith, Miami</i>	11:30
<i>Roy Williams, North Carolina</i>	11:40
<i>Sidney Lowe, NC State</i>	11:50
<i>Tony Bennett, Virginia</i>	12:00
<i>Seth Greenberg, Virginia Tech</i>	12:10
<i>Dino Gaudio, Wake Forest</i>	12:20

(members of the media may call the office for the phone number)

Virginia Tech Office of Athletics Communications

Bill Dyer begins his 10th season as the media relations contact for the Virginia Tech men's basketball program. A 25-year veteran of the sports information field, Dyer is in his third year as associate director in the office. He is a 1984 graduate of James Madison University and has made stops at Florida, Villanova, Syracuse and Appalachian State before arriving in Blacksburg.

Dave Smith, in his 35th year at Virginia Tech, heads up the office as the Assistant A.D. for Athletics Communications. Dyer, Torye Hurst and Bryan Johnston serve as Associate Directors of Athletics Communications while Matt Kovatch is an assistant director and writer for *Inside Hokie Sports*. Jimmy Robertson is the editor of *Inside Hokie Sports*. Sarah Hurd, Kevin Hunt and Rachel Perrault serve as

interns in Athletics Communications.

Anne Panella directs the publications unit, while Dave Knachel is the photography coordinator and publication designer. Allison Jarnagin and Mary Frances Czarsty serve as graphic designers. Damian Salas oversees the official Web site, hokiesports.com. Donna Smith serves as the administrative assistant and first contact person for the office.



Dave Smith



Bill Dyer



Torye Hurst



Bryan Johnston



Jimmy Robertson



Matt Kovatch



Anne Panella



Dave Knachel



Damian Salas



Allison Jarnagin



Mary Frances Czarsty



Donna Smith

ATHLETICS COMMUNICATIONS STAFF DIRECTORY

460 Jamerson Athletic Center (0502)
Blacksburg, VA 24061

Office Phone: (540) 231-6726

Office Fax: (540) 231-6984

Dyer at Home: (540) 552-8461

Dyer Cell: (540) 998-5906

Web Site: www.hokiesports.com

Name

Dave Smith

Bill Dyer

Torye Hurst

Bryan Johnston

Matt Kovatch

Jimmy Robertson

Donna Smith

Title

Assistant A.D. for Athletics Communications

Associate Director, Athletics Communications

Associate Director, Athletics Communications

Associate Director, Athletics Communications

Assistant Director, Athletics Communications

Editor, *Inside Hokie Sports*

Secretary for Athletics Communications

Office Phone

(540) 231-6726

(540) 231-8852

(540) 231-8823

(540) 231-3387

(540) 231-6726

(540) 231-4134

(540) 231-6726

E-mail

vtsid@vt.edu

wdyer@vt.edu

tohurst@vt.edu

blj@vt.edu

mlk@vt.edu

jrob@vt.edu

sidsec@vt.edu

The following offices are located in 404 Cassell Coliseum:

Anne Panella

Publications Director

(540) 231-7684

apanella@vt.edu

Dave Knachel

Photography Coordinator and Designer

(540) 231-1838

dknachel@vt.edu

Damian Salas

Director and Webmaster, hokiesports.com

(540) 231-8816

dsalas@vt.edu

Allison Jarnagin

Graphic Designer

(540) 231-6756

jarnagin@vt.edu

Mary Frances Czarsty

Graphic Designer

(540) 231-6329

mfczars@vt.edu

MEDIA OUTLETS

WIRE SERVICE

The Associated Press (Richmond) 804-643-6646
 The Associated Press (Roanoke) 540-344-5860

INTERNET SITE

www.ap.org
 www.ap.org

NEWSPAPERS

Bluefield Daily Telegraph 304-327-2811
 Bristol Herald Courier 276-669-2181
 Charlottesville Daily Progress 434-978-7246
 Collegiate Times 540-231-9865
 Danville Register & Bee 434-791-7995
 Fredericksburg Free Lance Star 540-373-5000
 Inside Hokie Sports 540-231-4134
 Lynchburg News & Advance 434-385-5528
 Martinsville Bulletin 276-638-8801
 Newport News Daily Press 757-247-4642
 News-Messenger 540-382-6171
 Norfolk Virginian Pilot 757-446-2630
 Planet Blacksburg 540-231-2331
 Potomac News 703-878-8000
 Pulaski Southwest Times 540-980-5220
 Richmond Times Dispatch 804-649-6445
 Roanoke Times 540-981-3221
 South Boston News & Record 434-572-2928
 Washington Post 202-334-7350
 Washington Times 202-636-3253
 Winchester Star 540-667-3200

PHONE

INTERNET SITE

www.bdtonline.com
 www.tricities.com
 www.dailyprogress.com
 www.collegiatetimes.com
 www.registerbee.com
 www.freelancestar.com
 www.hokiesports.com/magazine
 www.newsadvance.com
 www.martinsvillebulletin.com
 www.dailypress.com
 www.mainstreetnewspapers.com
 www.pilotonline.com
 www.planetblacksburg.com
 www.potomacnews.com
 www.southwesttimes.com
 www.inrich.com
 www.roanoketimes.com
 www.thenewsrecord.com
 www.washingtonpost.com
 www.washingtontimes.com
 www.winchesterstar.com

LOCAL RADIO

ISP SPORTS 540-961-7604
 WBRW-Radio 540-633-5330
 Virginia News Network 804-474-0155
 WUVT-Radio 540-231-9881

INTERNET SITE

www.ispsports.com
 www.virginianewsnetwork.com

LOCAL TV

WDBJ-TV (Roanoke, Va.) 540-985-3623
 WSLS-TV (Roanoke, Va.) 540-981-9126
 WSET-TV (Lynchburg, Va.) 434-528-1315
 WCYB-TV (Bristol, Va.) 276-645-1555
 WTVR-TV (Richmond, Va.) 804-254-3645
 WAVY-TV (Portsmouth, Va.) 757-393-1010
 WTKR-TV (Norfolk, Va.) 757-446-1000
 WVEC-TV (Norfolk, Va.) 757-625-1313
 WVIR-TV (Charlottesville, Va.) 434-977-7082
 WWBT-TV (Richmond, Va.) 804-233-5461
 WRIC-TV (Richmond, Va.) 804-330-8888
 WVVA-TV (Bluefield, W.Va.) 304-325-5487

PHONE

INTERNET SITE

www.wdbj7.com
 www.wsls.com
 www.wset.com
 www.wcyb.tv
 www.wtvr.com
 www.wavy.com
 www.wtkr.com
 www.wvec.com
 www.nbc29.com
 www.nbc12.com
 www.wric.com
 www.wvva.com



Victor Davila will challenge for a starting spot this season.

OPPONENT INFORMATION

OPPONENT	HEAD COACH	WEB SITE	SID CONTACT	PHONE
Boston College Eagles	Al Skinner	bceagles.com	Dick Kelley	(617) 552-3039
Brown Bears	Jesse Agel	brownbears.com	Chris Humm	(401) 863-1095
Campbell Camels	Robbie Laing	gocamels.com	Stan Cole	(910) 893-1331
Charleston Southern Buccaneers	Barclay Radebaugh	csusports.com	Ryan Burns	(843) 863-7037
Clemson Tigers	Oliver Purnell	clemsontigers.com	Philip Sikes	(864) 656-1985
Delaware Blue Hens	Monte Ross	bluehens.com	Scott Selheimer	(302) 831-2186
Duke Blue Devils	Mike Krzyzewski	goduke.com	Matt Plizga	(919) 668-1712
Florida State Seminoles	Leonard Hamilton	seminoles.com	Chuck Walsh	(850) 644-1077
Georgia Tech Yellow Jackets	Paul Hewitt	ramblinwreck.com	Mike Stamus	(404) 218-9723
Georgia Bulldogs	Dennis Felton	georgiadogs.com	Tim Hix	(706) 542-1152
Iowa Hawkeyes	Todd Lickliter	hawkeyesports.com	Steve Roe	(319) 335-9411
Longwood Lancers	Mike Gillian	longwoodlancers.com	Greg Prouty	(434) 395-2097
Maryland Terrapins	Gary Williams	umterps.com	Doug Dull	(301) 314-8052
UMBC Retrievers	Randy Monroe	umbcretrievers.com	Steve Levy	(410) 455-2197
Miami Hurricanes	Frank Haith	hurricanesports.com	Margaret Belch	(305) 284-3236
North Carolina Tar Heels	Roy Williams	tarheelblue.com	Steve Kirschner	(919) 962-7258
UNC Greensboro Spartans	Mike Dement	uncgspartans.com	Mike Hirschman	(336) 334-5615
North Carolina Central Eagles	LeVelle Moton	nccueaglepride.com	Chris Hooks	(919) 530-7054
NC State Wolfpack	Sidney Lowe	gopack.com	Brian Reinhardt	(919) 515-8953
Penn State Nittany Lions	Ed DeChellis	gopsusports.com	Brian Siegrist	(814) 865-1757
Seton Hall Pirates	Bobby Gonzalez	shupirates.com	Matt Sweeney	(973) 761-9493
Temple Owls	Fran Dunphy	owlsports.com	Larry Dougherty	(215) 204-2588
Virginia Cavaliers	Tony Bennett	virginiasports.com	Rich Murray	(434) 982-5500
VMI Keydets	Duggar Baucom	vmikeydets.com	Wade Branner	(540) 464-7515
Wake Forest Demon Deacons	Dino Gaudio	wakeforestsports.com	Scott Wortman	(336) 758-5640



ISP RADIO NETWORK



Bill Roth
and
Mike Burnop

“From the blue waters of the Chesapeake Bay to the hills of Tennessee, the Virginia Tech Hokies are on the air!”



That familiar refrain — delivered by Bill Roth, the Voice of Virginia Tech basketball — opens every Tech sports broadcast and reflects the network’s goal of reaching Hokie fans across the region. So, whether they’re sailing off Virginia’s eastern shore, hiking in the Blue Ridge Mountains, or sitting in their homes anywhere in the Commonwealth, Tech fans know they’re always within range of a Virginia Tech ISP Sports Network radio station.

Again during the 2009-2010 season, the Tech network includes an impressive list of both AM and FM radio stations that blanket the region, giving Tech basketball tremendous exposure throughout Virginia and surrounding states.

Many of the mid-Atlantic region’s most popular and powerful radio stations carry Tech basketball broadcasts, including WTEM, ESPN980 in Washington, D.C., Newsradio 790 WNIS in Norfolk, WRNL and WRVA in Richmond, powerful WSFF-FM in Roanoke and more than thirty other strong affiliates that blast Tech basketball broadcasts to fans throughout the region both day and night.

In addition, Tech basketball broadcasts can be heard on XM Satellite Radio and on-line through the Hokies’ All-Access package.

ISP Sports also produces Tech Talk LIVE!, a weekly radio talk show which airs on stations throughout the region, featuring Roth and Tech coach Seth Greenberg every Monday night from 7-8 p.m. Tech Talk LIVE! originates from Bull & Bones Brewhaus and Grill In Blacksburg. Fans are welcome to attend in person every Monday night.

The network’s weekly television magazine show, Virginia Tech Sports Today, airs every

Sunday on a number of TV stations and cable networks throughout Virginia and the southeastern United States. The show includes weekly highlights and previews, focusing on Tech basketball.

Roth — who has been named Virginia’s Sportscaster of the Year by the National Sportscasters and Sportswriters Association a record eight times — is in his 22nd season as the Voice of Virginia Tech’s football and basketball teams. A native of Pittsburgh, Pa., Roth graduated from Syracuse University in 1987, earning a degree in broadcast journalism. In addition to his duties with the Hokies, Roth has worked for ESPN in that network’s coverage of NCAA baseball, basketball and lacrosse, among other sports. Roth, who was inducted into Virginia Tech’s Monogram Club in 2000, is on the Board of Directors of the Montgomery County United Way and is a frequent public speaker at Virginia Tech events.

Virginia Tech Hall of Famer Mike Burnop is in his 14th season as the analyst on Tech men’s basketball broadcasts. The colorful Burnop owns and operates New River Office Supply stores throughout the region.

Burnop, a native of Salem, Va., has served as color announcer on the Tech football network for the past 26 seasons. He was a starting tight end for the Hokies in the early 1970s and was inducted into Virginia Tech’s Hall of Fame in 2000.

Together, Roth and Burnop comprise one of college athletics’ longest-running broadcasting teams, having described the action of Tech games dating back to the 1988 season.

Adam Witten is in his fifth year as scoreboard host for Tech men’s basketball broadcasts.

NETWORK AFFILIATES

Abingdon, Va.	WFHG	92.7	FM
Blacksburg, Va.	WBRW	105.3	FM
Blackstone, Va.	WBBC	93.5	FM
Bluefield, W.Va.	WKOY	100.9	FM
Bristol, Va.	WFHG	980	AM
Charlottesville, Va.	WKAV	1400	AM
Clifton Forge, Va.	WXCF	103.9	FM
Clifton Forge, Va.	WXCF	1230	AM
Clintwood, Va.	WDIC	92.1	FM
Galax, Va.	WWWJ	1360	AM
Gate City, Va.	WGAT	1050	AM
Harrisonburg, Va.	WMXH	105.7	FM
Lynchburg, Va.	WLNI	105.9	FM
Marion, Va.	WOLD	102.5	FM
Martinsville, Va.	WMVA	1450	AM
Norfolk, Va.	WNIS	790	AM
Onley, Va.	WESR	1330	AM
Onley, Va.	WESR	103.3	FM
Prince Frederick, Md.	WWXT	92.7	FM
Richmond, Va.	WRNL	910	AM
Richmond, Va.	WRVA	1140	AM*
Roanoke, Va.	WJJS	106.1	FM
Staunton, Va.	WTON	1240	AM
Tazewell, Va.	WKQY	100.1	FM
Warranton, Va.	WWXX	94.3	FM
Warsaw, Va.	WNNT	690	AM
Warsaw, Va.	WNNT	100.9	FM
Washington, D.C.	WTEM	980	AM
Winchester, Va.	WINC	1400	AM
Wytheville, Va.	WXBX	95.3	FM

* Station will carry night games only.

XM Radio: Follow ACC Basketball on Channels 190-192.

On the Internet: ISP radio broadcasts and weekly television programs are available exclusively on-line via Hokies All-Access on hokiesports.com. Fans can hear live game broadcasts and the Monday night Tech Talk LIVE! program each week. In addition, Hokies All-Access provides excellent video content including the weekly Hokie Playback and Virginia Tech Sports Today television show.

On the Phone: TeamLine provides coverage on a pay-to-listen service. Call 800-846-4700, team code 5453.

Witten’s responsibilities include anchoring the pre-game, halftime and post-game shows during Tech radio broadcasts. Additionally, he filled in to bring fans the play by play of Tech basketball back in December of 2008 when the Hokies beat Navy in the BB&T



Adam Witten

Classic played in Washington, D.C. A native of Sarasota, Fla., Witten graduated magna cum laude from Appalachian State University in Boone, N.C., in 2004 with a degree in Electronic Media/Broadcasting

HOKIESPORTS.COM THE OFFICIAL SOURCE FOR INFORMATION ON HOKIE SPORTS

Virginia Tech sports fans have the luxury of getting up-to-date information on their favorite Tech sports or athletes on a daily basis regardless of location. Hokiesports.com is every Tech fan's source for fast, accurate and official coverage of all Hokie sports teams and events.

On the main site, one can find an array of information on Tech athletics. Through the efforts of the athletics communications staff, hokiesports.com provides the fastest, most complete source for Hokie news on the web.

Pregame releases, game stories and individual features, as well as up-to-date statistics and results for all 21 athletic teams are posted. In 2008, a notebook was added to provide readers with behind the scene news and notes. Other offerings include individual home pages for each Tech sport, featuring breaking news and archived releases along with media guides containing player and coaching staff profiles, schedules, records, historical information and other pertinent facts for every sport.

Also accessible on every sport's home page

are rosters with links to player bios, schedules, results and conference standings. With fast "live stats," fans have access to stats from home football, men's and women's basketball, baseball, softball, lacrosse, men's and women's tennis, men's and women's soccer, volleyball and wrestling as they happen via the web.

The in-house site was first launched on July 1, 1996. This past year, hokiesports.com averaged more than 23 million page views and over 764,000 visitors per month. In a 2008 survey of BCS school official websites, hokiesports.com ranked seventh in total traffic and first within the Atlantic Coast Conference.

Damian Salas stands with the rack of servers that make up hokiesports.com. The rack is currently located on the 3rd floor of the West Side of Lane Stadium.



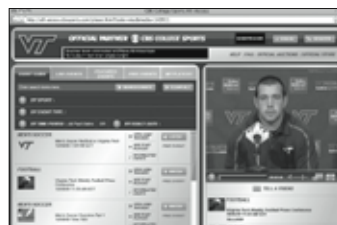
Hokiesports.com is the lead site of five official Tech athletics auxiliary sites, including hokiephotos.com, hokietickets.com and hokieshop.com. The site is managed and designed by director and webmaster Damian Salas. Salas is assisted by graphic designer Allison Jarnagin.



Hokietickets.com contains links and updates about tickets for Hokie athletics events including seating charts of Lane Stadium and Cassell Coliseum.



Hokiephotos.com allows fans to purchase select athletics department photos of some of the most memorable athletes and moments in Virginia Tech history.



Hokies All-Access provides streaming video clips that are exclusive to the site, along with one-of-a-kind coach and player interviews as well as video and audio coverage of events.



Hokieshop.com allows fans to purchase official Hokie gear and gameday apparel.

INSIDE HOKIE SPORTS THE OFFICIAL PUBLICATION OF VIRGINIA TECH ATHLETICS



Jimmy Robertson, Allison Jarnagin and Matt Kovatch work together putting out monthly issues of *Inside Hokie Sports*.

The Virginia Tech athletics department made a bold switch in 2008, converting its in-house newspaper of more than 20 years into a full-color, glossy magazine with nearly 50 pages worth of content and also changing the name.

The debut of *Inside Hokie Sports* drew overwhelmingly positive reviews and, now, for a second season, the magazine returns to continue providing information on all of the Hokies' 21 varsity sports.

The staff of *Inside Hokie Sports*, in conjunction with administrators within the department, made the change a year ago to become more of a feature-oriented publication and get away from so much event coverage. The staff wrote more features on student-athletes, coaches and administrators and extended the coverage of Olympic sports. There also were features on those playing in the professional ranks in all sports. And the staff wrote extensive sports previews before those sports seasons began, including comprehensive schedules and results in every single issue.

Some things, though, from the old newspaper remained, including columns, game recaps and "Hokie Nation," the Hokie Club's monthly news piece.



"I thought we accomplished nearly everything we set out to accomplish," said Jimmy Robertson, the editor of *Inside Hokie Sports*. "We were able to write in-depth stories not just on student-athletes, but also on a wide array of people and topics surrounding Tech athletics that the traditional media outlets tend to ignore. I thought that made us a unique entity among the groups covering the Hokies.

"At the same time, we kept some of the things from the newspaper that were popular – things like columns and our football recruiting profiles. I thought we had a nice blend of ways to present information and, now, our objective is to expand and improve to make our publication even better."

For example, reintroducing the "Where Are They Now?" section, which focuses on former athletes excelling in the professional workplace, will be a part of that. This was a popular item within the old newspaper and the staff wants to bring it back. Also, more "off-the-wall," fun-type stuff is in the works.

"I want the publication to be informative and fun and easy to read," Robertson said. "We'll continue to work to strike that balance."


The publication will continue to be printed 11 times a year, with a month off in the summer.

The staff includes Robertson, a 1994 graduate of Roanoke College who has won six national awards since starting as the editor of Tech's in-house publication in 1996. He'll be aided by the fine talents of Matt Kovatch, who graduated from Penn State University with a public relations degree in 2005 and is in his third year with the publication, along with Allison Jarnagin, who is in her third year as the publication's layout designer and a 2007 Virginia Tech graduate with a degree in art. David Knachel serves as the staff photographer, his role for more than 20 years, and Bill Roth, the Voice of the Hokies, will once again provide his monthly column.

IN THE SPOTLIGHT

"The atmosphere down in Blacksburg was awesome, baby, with a capital A! ... Seth Greenberg has done a great job building enthusiasm at Cassell Coliseum."

— Dick Vitale, ESPN





TERRELL BELL | VICTOR DAVILA | JT THOMPSON | DORENZO HUDSON

2009-2010 HOKIE BASKETBALL



Day	Date	Opponent	Time	TV
Philly Hoop Group Classic - Blacksburg, Va.				
Sun.	Nov. 15	BROWN†	4 p.m.	
Tues.	Nov. 17	UNCG	7 p.m.	
Mon.	Nov. 23	at Campbell	7 p.m.	
Philly Hoop Group Classic - Philadelphia, Pa.				
Fri.	Nov. 27	vs. Temple‡	8:30 p.m.	
Sat.	Nov. 28	vs. Delaware‡	6:15 p.m.	
Big Ten/ACC Challenge				
Tues.	Dec. 1	at Iowa††	9:30 p.m.	ESPN2
Sun.	Dec. 6	GEORGIA	3:30 p.m.	
Wed.	Dec. 9	VMI	7:30 p.m.	
Sat.	Dec. 12	at Penn State	7 p.m.	ESPN2
Sat.	Dec. 19	CHARLESTON SOUTHERN	7 p.m.	
Tues.	Dec. 22	UMBC	7 p.m.	
Wed.	Dec. 30	LONGWOOD	2 p.m.	
Sat.	Jan. 2	vs. Seton Hall (Cancun, Mexico)	7:30 p.m.	ESPN2
Sun.	Jan. 10	at North Carolina*	7:45 p.m.	FSN
Wed.	Jan. 13	MIAMI*	7 p.m.	
Sat.	Jan. 16	at Florida State*	6 p.m.	RSN
Mon.	Jan. 18	NORTH CAROLINA CENTRAL	8 p.m.	
Sat.	Jan. 23	BOSTON COLLEGE*	1:30 p.m.	Raycom
Thur.	Jan. 28	at Virginia*	7 p.m.	CSN
Sun.	Jan. 31	at Miami*	1 p.m.	Raycom
Thur.	Feb. 4	NORTH CAROLINA*	9 p.m.	Raycom split
Sat.	Feb. 6	CLEMSON*	4 p.m.	Raycom split
Wed.	Feb. 10	at NC State*	9 p.m.	ESPNU
Sat.	Feb. 13	VIRGINIA*	8 p.m.	Raycom split
Tues.	Feb. 16	WAKE FOREST*	7 p.m.	ESPN2
Sat.	Feb. 21	at Duke*	7:45 p.m.	FSN
Wed.	Feb. 24	at Boston College*	7 p.m.	ESPNU
Sat.	Feb. 27	MARYLAND*	4 p.m.	Raycom split
Wed.	Mar. 3	NC STATE*	7 p.m.	
Sat.	Mar. 6	at Georgia Tech*	4 p.m.	Raycom
Th.-Su.	Mar. 11-14	ACC Tournament (Greensboro Coliseum, Greensboro, N.C.)		Raycom/ESPN/ESPN2



TECH'S NEW BASKETBALL FACILITY, INDOORS AND OUT

* Atlantic Coast Conference Games
 † Philly Hoop Group, Blacksburg, Va.
 ‡ Philly Hoop Group, Philadelphia, Pa.
 †† Big Ten/ACC Challenge, Iowa City, Iowa
 All times are EST and are subject to change



Basketball Practice Facility