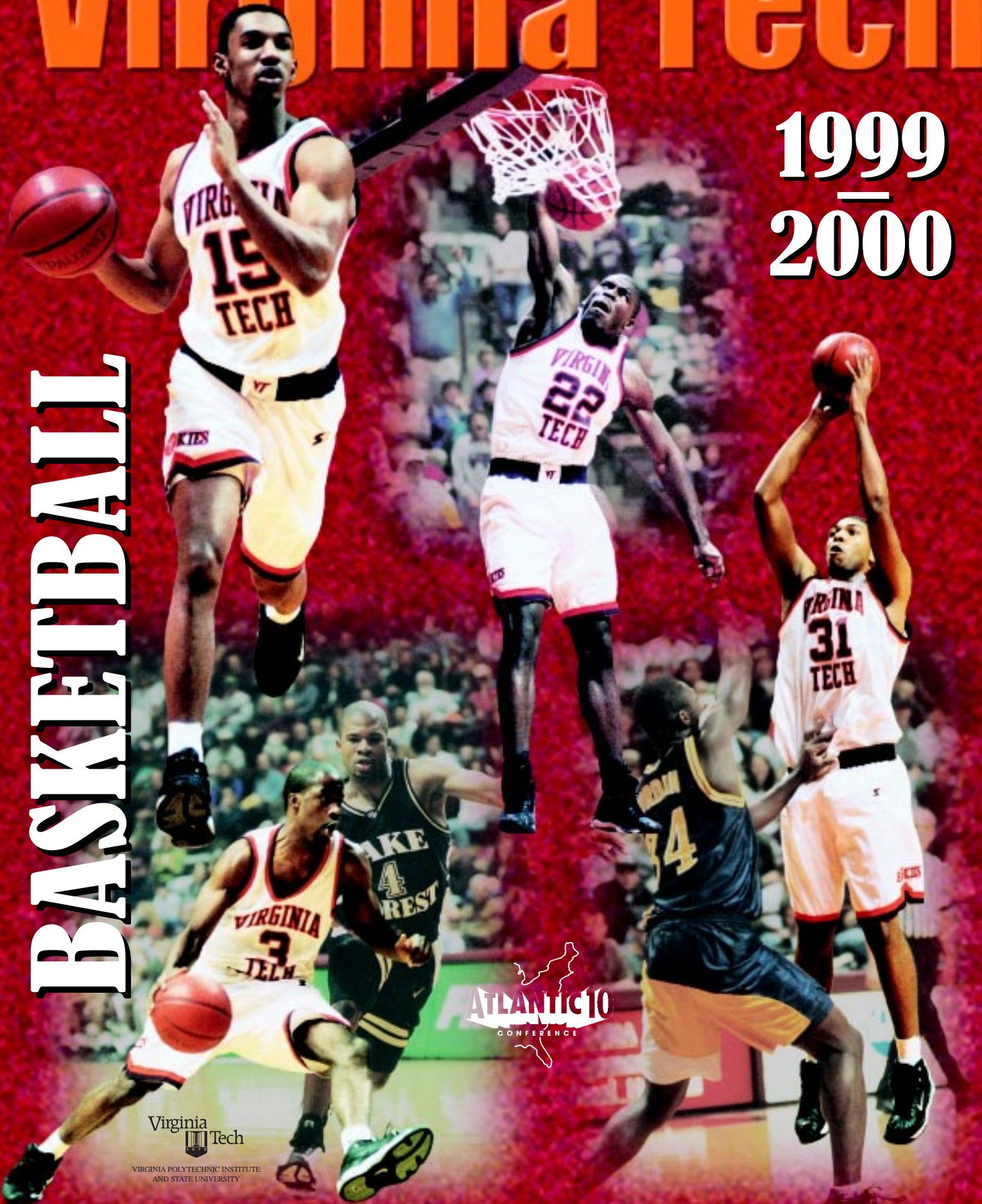


Virginia Tech

1999
2000

BASKETBALL



Virginia Tech
VIRGINIA POLYTECHNIC INSTITUTE
AND STATE UNIVERSITY



Virginia Tech tips off a new era with first-year head coach Ricky Stokes at the helm



1999-2000 Virginia Tech Basketball Schedule

Nov.	5	COURT AUTHORITY (Exhibition)	7 p.m.
	9	RUSSIAN NATIONAL (Exhibition)	7 p.m.
	22	at William & Mary	7 p.m.
	29	at UNC Asheville	7:30 p.m.
Dec.	2	at East Tennessee State	7:30 p.m.
	4	UNC CHARLOTTE	2 p.m.
	6	at VMI	7 p.m.
	9	RADFORD	7 p.m.
	11	LIBERTY	2 p.m.
	20	Illinois State ^	2 p.m.
	21	Auburn/Puerto Rico Mayaguez ^	TBA
	22	TBD ^	TBA
	28	WEST VIRGINIA	7 p.m.
Jan.	6	at Xavier *	8 p.m.
	9	at Dayton *	3 p.m.
	12	DUQUESNE *	7 p.m.
	15	GEORGE WASHINGTON *	2 p.m.
	19	FORDHAM *	7 p.m.
	22	at Temple *	4 p.m.
	24	Virginia (Richmond)	7:30 p.m.
	29	MASSACHUSETTS *	2 p.m.
Feb.	3	ST. JOSEPH'S *	7 p.m.
	5	at La Salle *	7 p.m.
	7	OLD DOMINION	7:30 p.m.
	10	at St. Bonaventure *	2 p.m.
	12	at Rhode Island *	2 p.m.
	17	at George Washington *	7:30 p.m.
	19	XAVIER *	2 p.m.
	27	at Duquesne *	4 p.m.
Mar.	1	LA SALLE *	7 p.m.
	4	DAYTON *	2 p.m.
	8-11	Bell Atlantic Atlantic 10 Championship (Philadelphia, Pa.)	

Home Games in ALL CAPS

^ at San Juan Shootout

* Atlantic 10 Conference games

All times Eastern and are subject to change

Virginia Tech

1999-2000 MEDIA GUIDE

Basketball Staff

Assistant Coach Staff	11-14
Head Coach Ricky Stokes	8-9
Support Staff	15

General Information

Administration	108-109
Athletic Fund	104
Atlantic 10 Conference	40-42
Blacksburg, Va.	110-111
Cassell Coliseum	96-97
History of Tech's Conference Affiliation	4-5
Hokie Huddler	105
ISP Sports	107
Media Information	2-3
Merryman Athletic Center	98
Monogram Club	105
Sports Information Directory	3
Sports Medicine	103
Strength and Conditioning	100-101
Student-Athlete Office of Academic Enrichment Programs	99
Student Life	102
This is Virginia Tech	94-95
Virginia Tech Radio Network	106

Looking Back To 1998-99

Eddie Lucas	61
Points/Rebounds/Assists	64
Results	62
Season In Review	60
Statistics	63

Numbers, Records and ...

Coaching Records	84
For The Record	73
Individual Records	66-67
91 Cage Seasons	83
Postseason Play	78-79
Retired Jerseys	82
Series Records	76-77
Team Records	68-69
Tech Sports Hall Of Fame	80-81
Top 10	72
Tournaments	74-75
Year-by-Year Leaders	70-71
Year-by-Year Records	84-92

Previewing The 1999-2000 Season

A Talk With Ricky Stokes	10
Hokie Profiles	18-39
Outlook	6-7
Opponent Information	44-54
Photo Roster	112
Pronunciation Guide	112
Rosters	16
San Juan Shootout	55
Travel Plans	54
Year-by-Year vs. 1999-2000 Opponents	56-58

Quick Facts

Location	Blacksburg, Va. 24061-0502
Basketball Address	274 Jamerson Athletic Center
Enrollment	25,000
Nickname	Hokies
Colors	Chicago maroon and burnt orange
Conference	Atlantic 10 (West Division)
Arena (Capacity)	Cassell Coliseum (10,052)
Tech's All-Time Record	1102-911
President	Dr. Paul Torgersen
Director of Athletics	Jim Weaver
Head Coach	Ricky Stokes (Virginia, 1984)
VT Record/Years	1st year
Overall Record/Years	1st year
Associate Head Coach ...	Donnie Marsh (Franklin & Marshall, 1979)
Assistant Coaches	Mark Cline (Wake Forest, 1988) Steve Lytton (East Tennessee State, 1968)
Administrative Assistant ...	Randy Peele (Virginia Wesleyan, 1980)
Basketball Trainer	Jimmy Lawrence
Basketball Secretary	Sharon Spradlin
1998-99 Record	13-15
Conference Record/Finish	7-9 (4th in West)
Starters Returning/Lost	4/1
Letterwinners Returning/Lost	8/3
Newcomers	4
Sports Information Director	Dave Smith
Assistant SID/Basketball Contact	Bryan Messerly
SID Secretary	Donna Stone

Directory

Athletic Department	(540) 231-6796
Men's Basketball Office	(540) 231-6725
Sports Information Office	(540) 231-6726
Sports Information FAX	(540) 231-6984
Messerly's Office Phone	(540) 231-8852
Messerly's Home Phone	(540) 951-0830
Messerly's E-mail Address	mess@vt.edu
Website	www.hokiesports.com

Media Guide Credits

Editor	Bryan Messerly, Assistant Sports Information Director
Design	Anne Panella, Associate Sports Information Director David Knachel, Assistant Sports Information Director
Contributors	Dave Smith, Larry Hincker, Jason Dowdy, Bryan Johnston, Eric Koenig, Wes McKinney, Megan Obrist, Jessica Riston and Mary Stevens
Photography	Pictures inside the media guide were contributed by David Knachel of the Tech Sports Information Office, photographers of <i>The Roanoke Times</i> , Woody Veasey, Peg Morse, UNC Greensboro SID Office, University of Texas SID Office and photographers of the University Photo Lab.
Printing	Southern Printing Co., Inc., of Blacksburg, Va.

The Covers

Front cover	Seniors Brendan Dunlop (15), Jermaine Kimbrough (3), André Ray (22) and Russ Wheeler (31) lead the Hokies into the next millennium.
Inside Front Cover	Dennis Mims
Inside Back Cover	Rodrigo Viegas (33), David Whaley (14)
Back Cover	Rolan Roberts
Cover photographs and design by David Knachel.	

Media Information

Assisting the Media in Its Coverage of Virginia Tech Men's Basketball

Press Services

The Virginia Tech Sports Information Office will be available throughout the 1999-2000 basketball season to accommodate any media requests. Following are some guidelines that should make it easier for media members to cover the Virginia Tech men's basketball team. Any additional questions should be directed to Bryan Messerly, assistant sports information director.

Press Credentials

Requests for press credentials are screened with care to ensure a working press row. Children and other non-workers are not allowed in compliance with the working code of The Basketball Writers Association of America. Requests for media credentials should be made in writing on appropriate letterhead at least one week prior to the game. Requests should be directed to Bryan Messerly. You are urged to submit your request as early as possible because space is limited. A reminder: No cheering is allowed in the working press area.

Photo Credentials

The NCAA has established a control policy to keep the court free from congestion. Only photographers on assignment and members of the television media are given photo credentials. Freelance or amateur photographers will not be issued credentials. Accredited photographers may work along the playing floor at both ends behind the restriction line established by the NCAA.



Brendan Dunlop speaks with members of the media at a Tech press conference.

Media Will Call

In most cases, credentials will be mailed. Credentials may be picked up the day before a game from secretary Donna Stone in the Sports Information Office. Credentials not mailed or picked up will be held at the Will Call Window located at the front entrance to Cassell Coliseum.

Parking

Media parking is available in the lot across from Cassell Coliseum. The entrance to this lot is on Spring Road. Requests for parking credentials should be submitted to Bryan Messerly.

At The Game

Cassell Coliseum is the site of Hokie home basketball games. There is no smoking permitted in Cassell Coliseum. The working press area is located courtside on the main floor. Four seats on press row are available to visiting radio stations. Virginia Tech grants broadcast rights to the official radio outlet of the visiting team on a reciprocal basis.

Sports Information Staff



Bryan Messerly
Assistant SID
(Men's Basketball Contact)



Dave Smith
Sports Information
Director



Anne Panella
Associate SID



David Knachel
Assistant SID



Donna Stone
Secretary



Bryan Johnston
SID Intern

Virginia Tech Sports Information

364 Jamerson Athletic Center
Blacksburg, VA 24061-0502

Office Phone (540) 231-8852
Office Fax (540) 231-6984
Messerly at home (540) 951-0830
Hokie Hotline (540) 232-3719
Web site www.hokiesports.com

Game Services

The Tech Sports Information Office will be at your service throughout the game. All media will be provided game programs, rosters, press guides and other pertinent information. Computer generated statistics will be available at halftime and at the conclusion of the game. Information provided includes play-by-play, individual and team statistics in standard NCAA box score format and coaches' quotes. A pregame meal is served, starting approximately one and one-half hours before tip-off in Room 160B and refreshments are available throughout the game. Members of the media work in a modern press room, which is located on the third floor of the Coliseum in Room 309B.

Postgame Interviews

Coach Ricky Stokes and the visiting coach will hold postgame press conferences in the utility gymnasium across from the Tech locker room. Tech basketball players will be available for interviews in the lounge outside the Tech locker room after a short cooling-off period. Media access to visiting players will be determined by the visiting SID.

Interview Policy

Virginia Tech's coaches and players will be available throughout the season for interviews for members of the news media. It is important, however, that all requests for interviews be made through the Sports Information Office at (540) 231-6726. Please allow at least 24 hours notice for a request.

Calling Coach Stokes

The best way to reach Coach Ricky Stokes, other than on the weekly conference call, is through the Sports Information Office at (540) 231-6726.

Atlantic 10 Fax-On-Demand

The Atlantic 10 Conference offers an automated fax-on-demand system for the media that sends the latest in sports information from the A-10 and its member institutions 24 hours a day upon request. Please contact the Tech Sports Information Office or the Atlantic 10 for the access number and more information.

Tech's updated basketball statistics will be available after each game. Notes on the upcoming game will be updated by 5 p.m. on the day preceding the game.

What Is a Hokie?

One of the most asked question in Virginia Tech athletics is "What is a Hokie?"

The Hokie is often associated with a gobbler, but these two Tech traditions have very different beginnings.

The story leads back to 1896 when Virginia Agricultural and Mechanical College changed its name to Virginia Polytechnic Institute. With the name change came the necessity for a new cheer, and a contest was held by the student body. Senior O.M. Stull won first prize for his "Hokie" yell, which was first used that fall and is still heard today. Later, when asked if "Hokie" had any special meaning, Stull explained that the word was solely the product of his imagination. He put it in his cheer because he thought it sounded good. It soon became a nickname for all Tech students.

Virginia Tech came to be known as the "Gobblers" thanks to the efforts of Floyd Meade. Meade appeared at Tech football games in the 1900s dressed as a clown for the entertainment of fans. The clown act grew tiring, and Meade began training a large turkey to pull him around in a small cart. Meade and his turkey first appeared on opening day 1912, and over the next few years, made the Gobbler a part of Virginia Tech history.

Over the years, the live turkey evolved into a costumed mascot. The original design, a long-necked Gobbler, was introduced in 1962. The costume has been redesigned twice, becoming the current HokieBird in the fall of 1987.

The official university colors — Chicago maroon and burnt orange — were also introduced in 1896. The colors were chosen by a committee because they made a "unique combination" not worn elsewhere at the time.

Tech Website

Notes, releases, statistics and other pertinent information are available on Tech's official website (hokiesports.com).

The Tech Hotline

Coach Ricky Stokes will be featured each week on The Tech Sports Hotline. These taped telephone reports will be available to members of the media starting the first week of November and continuing throughout the season. The telephone number for these Hotline reports is (540) 232-3719.

Atlantic 10 Teleconference

The Atlantic 10 basketball coaches will be featured on a weekly teleconference beginning in early December and continuing through the Atlantic 10 Tournament. Each coach will be available for 10 minutes. To access the conference call, contact the Atlantic 10 Conference communications department.



Voice of the Hokies Bill Roth talks on air with former Tech basketball star Dell Curry.

Tech's Conference Affiliation History

Hokies To Become Full Member of The BIG EAST Conference

Beginning by the 2001-2002 academic year and possibly as early as the 2000-2001 academic year, Virginia Tech will join the BIG EAST as an all-sport member.

Virginia Tech, a charter member of the BIG EAST football conference which was formed in 1991, will become the 14th member of the Conference which conducts 20 championships in 16 men's and women's sports. Virginia Tech conducts varsity programs in 15 BIG EAST sports.

"Our directors of athletics strongly believe Virginia Tech's full membership will enhance our championship programs," BIG EAST Commissioner Michael Tranghese said in August.

Tech's conference membership has been an evolving process since Feb. 13, 1872, when Tech was founded. Tech didn't compete in an intercollegiate sporting event for 20 years. In the spring of 1892, the Tech baseball team took on Newport, winning 18-8 in the first sporting event ever at Tech.

On Feb. 25-26, 1921, Tech, under the leadership of athletics director C.P. "Sally" Miles, joined the Southern Intercollegiate Conference as a charter member. Other members included Alabama, Alabama Polytechnic Institute (Auburn), Clemson, Georgia, Georgia School of Technology (Georgia Tech), Kentucky, Maryland,



BIG EAST Commissioner Mike Tranghese speaks at a press conference detailing Virginia Tech becoming a full member of the BIG EAST.



Mississippi Agricultural and Mechanical College (Mississippi State), North Carolina, North Carolina State, Tennessee, Virginia and Washington & Lee. In 1922, Louisiana State, Mississippi, South Carolina, Vanderbilt and Tulane joined the conference.

In December, 1923, the name of the conference was officially changed to the

Southern Conference. Also, conference officials added the University of the South to the conference. The following year, VMI joined the conference, and in 1929, Duke joined.

In 1932, it was agreed that the 13 southernmost members should form a separate conference, starting a domino effect that would eventually lead to Tech

becoming an independent. The Southeastern Conference, thus, was formed with Alabama, Auburn, Florida, Georgia, Georgia Tech, Kentucky, LSU, Mississippi, Mississippi State, Sewanee, Tennessee, Tulane and Vanderbilt as the members.

Twenty-one years later, in 1953, Clemson, Duke, North Carolina, North Carolina State, Maryland, South Carolina and Wake Forest College all withdrew to form the Atlantic Coast Conference.

In June, 1965, Virginia Tech withdrew from the Southern Conference and

competed as an independent in virtually every sport until 1978.

In May, 1978, Tech ended its 13-year status as a major independent by accepting a bid to join the Metropolitan Collegiate Athletic Conference, also known as "the Metro," for all sports except football. The Hokies joined Cincinnati, Florida State, Louisville, Memphis State, St. Louis and Tulane in the Metro, which was founded in 1975.

"Affiliation with the Metro Conference is beneficial from the standpoint of scheduling, national identity and postseason activity," Tech president William Lavery said at the time. "It will provide us with national exposure and television coverage, as well as improve the basketball schedule and bring good teams to Blacksburg."

On Feb. 5, 1991, after 26 years as a football

independent, Tech officially accepted a bid to join the newly-created BIG EAST Football Conference. Tech joined Miami, Syracuse, Boston College, Pittsburgh, West Virginia, Temple and Rutgers as charter members of the conference.

In January, 1995, five Metro members — UNC Charlotte, Tulane, Louisville, Southern Miss and South Florida — voted Tech and Virginia Commonwealth out of the league. At the time, those schools were planning on a merger with other Midwestern schools (hence, the birth of Conference USA) and the Hokies and Rams were not interested in such a merger. As a result, Tech and VCU were voted out of the league. A month later, on Feb. 3, Tech, VCU and the Metro agreed to a \$2.27 million settlement in which the Hokies and Rams split. A portion of the conference revenue was going to be

withheld from the two schools, but this settlement put an end to the issue.

Tech wasted little time in moving on as just two weeks later it joined the Atlantic 10 for all sports except football, which is in the BIG EAST, and wrestling, which was in the Colonial.

"The Atlantic 10 has been a great basketball league for us," said Tech men's basketball coach Ricky Stokes.

"When the time comes, we look forward to raising the bar and competing in the BIG EAST."

During the summer of 1999, Virginia Tech received a proposal from the BIG EAST to join the conference as an all-sports member except for wrestling, which will remain in the prestigious Eastern Wrestling League. And finally on Aug. 24, 1999,

Tech and the BIG EAST announced that the Hokies will join the conference for all sports.

"Virginia Tech is thrilled to become a full member of the BIG EAST Conference and looks forward to its academic and athletic associations with the entire membership," Tech president Paul Torgersen said.

So changes will inevitably occur. But until then, each team must concentrate on the present, which is the A-10, and not worry about the future.

"Right now, we're on the task of trying to have a winning season and we're looking forward to the Atlantic 10," Stokes said. "We all know [the Atlantic 10] is very competitive, has a lot of great coaches and we can't look past this season."




Members of the 1978-79 team celebrate after winning the Metro Conference Tournament.

Hitting the Court Running ...

The STOKES ERA

Begins at Virginia Tech



A new era begins in 1999-2000 for the Virginia Tech men's basketball program as first-year head coach Ricky Stokes takes over the reins. Stokes arrived in Blacksburg last March eager for the task of rebuilding the winning tradition at Virginia Tech.

With Stokes leading the charge, a new attitude with renewed expectations is being instilled among the Hokie players. Speed and quickness, hard-nosed in-your-face defense and unrelenting pressure will be the key phrases to describe Stokes' first Tech team.

When he accepted the job on March 24, Stokes was ready for the task at hand to rekindle the tradition of Tech basketball.

"I know where this program has been and there's no reason why we can't get it back where it needs to be," Stokes said.

Tech returns the majority of its players, including four seniors and two juniors. Stokes also gets a quality recruiting class, including highly-rated guard Tony Dobbins from the Washington, D.C., area.

On the flip side, the Hokies lost their best player from last season in Eddie Lucas, who was drafted in the second round by the Utah Jazz. Tech also plays in the rugged Atlantic 10, which sent Temple, Rhode Island and George Washington to

the NCAA Tournament last year. The league also sent Xavier to the National Invitation Tournament, and the rest of the schedule isn't a cakewalk.

"We have enough talent to do what we want to do," Stokes said. "We can do whatever we set our minds to do. That's what we're going to work on in the very near future."

Tech's four returning starters are senior guard Brendan Dunlop, senior forward André Ray, junior forward Rolan Roberts and senior center Russ Wheeler. Other lettermen returning are senior guard Jermaine Kimbrough, junior forward David Whaley and sophomore forwards Dennis Mims and Rodrigo Viegas.

Here is how Tech shapes up at the five positions:

Point Guard

Dunlop started all 28 games last season at point guard and will be the frontrunner here again this year. He averaged 11.1 points per game, the third highest on the squad and shot 43.4 percent from the field. Dunlop, who averaged a team-high 36.0 minutes per game, possesses the intelligence and basketball savvy it takes to be the Hokies' floor leader.

Kimbrough, who transferred to Tech last year from St. Catharine Junior College, will play at the point

All-Atlantic 10 forward Rolan Roberts returns to lead the Hokies.

and at the shooting guard positions. He played in all 28 games last season and averaged 3.1 points per game. A fierce competitor, Kimbrough shoots well from the perimeter.

Swing Guard

Kimbrough will likely be the frontrunner here going into fall practice. However, heralded freshman Tony Dobbins will push for time at this spot. In high school, Dobbins averaged 26 points, 10 rebounds, five steals and five assists at the Maret School. He was ranked among the top 100 prospects in the nation by recruiting analyst Bob Gibbons. Both Kimbrough and Dobbins will see time at point guard.

Freshman Brian Felts, a native of Knoxville, Tenn., will see time here as well as small forward. He averaged 21.3 points and seven rebounds per game as a senior at Austin-East High School. Felts has tremendous athletic ability and is a good shooter who also can post up inside.

Freshman walk-on Drew Smith joined the Hokies at the beginning of the fall semester and will look to see time at guard. Smith possesses a good outside shooting touch. He comes to Tech from Woodrow Wilson High School, one of the top AAA programs in the state of West Virginia. Smith averaged 20.4 points and 10.2 rebounds as a senior.

Small Forward

Ray, who returns for his senior season as one of the best defenders in the Atlantic 10 Conference, started 27 games a year ago. One of the best athletes on the team, he averaged 3.7 points and 3.9 rebounds per game. Ray, who also has seen time at swing guard, will once again be called upon to defend many of the top players in the Atlantic 10.

Whaley, who also plays at

power forward, saw a lot of playing time at the end of last season and should see more this year. He plays with a great deal of enthusiasm and possesses good athleticism and jumping ability. Last season, Whaley averaged 2.4 points and 1.5 rebounds per game as a sophomore.

Viegas played in 19 games as a true freshman, averaging 0.8 points and 1.2 rebounds per contest. Viegas has benefited from strong international competition and should see more court time this season.

Keith Willis, a freshman who signed to play football at Tech, joined the basketball team at the start of fall practice. Willis, who is redshirting this season on the football field, averaged 27 points and 12.7 rebounds a game as a forward at Norview High School in Norfolk. He also was a prep All-American as a tight end in football.

Power Forward

Roberts, an Atlantic 10 All-Conference third-team selection a year ago, led the Hokies in blocks (57), steals (38), rebounds (164) and rebounds per game (5.9). The 6-6 do-it-all warrior averaged 14.1 points per game. Roberts has matured into one of the league's most versatile, consistent and credible performers. He could see some time at small forward this season.

Mims made an immediate impact with the Hokies last

season as a true freshman. He averaged 7.4 points and 5.0 rebounds per game, along with 41 blocked shots. A strong rebounder who is exceptionally quick for his size, Mims could also see time at center.

Center

Wheeler, a hard-working player who is entering his final season as a Hokie, returns as the starter at center. He played in every game last year and averaged 6.9 points and 5.3 rebounds

per game. Wheeler has a good shooting touch and has worked extremely hard to improve his overall game.


Clinton McPherson, a redshirt sophomore, has yet to play in a single game at Tech. He redshirted his first year and missed the entire season last year when he tore the ACL in his right knee in late October. McPherson has shown progress from his knee injury and has benefited from Tech's strength and conditioning program.

Another freshman, Jon Smith, comes to Tech from Dunbar, W.Va., and will push for time at center and power forward. He played at South Charleston High School and averaged 12 points and 10 rebounds as a senior. Smith is a strong rebounder who runs the floor well.

The 1999-2000 schedule will again pit Virginia Tech against some of the elite teams in the nation as well as the full complement of the Atlantic 10 schools. Tech opens the season with three road games before the home opener with defending Conference USA champion UNC Charlotte on Dec. 4.

The Hokies will travel to San Juan, Puerto Rico, in late December to participate in the tough San Juan Shootout.

With four starters returning from last season, the Hokies appear to have all the pieces in place to hit the court running and make a run at an upper division finish in the Atlantic 10 Conference this season.



Brendan Dunlap is the Hokies' floor leader.

Head Coach

Ricky

STOKES



Ricky Stokes, who spent last season as the associate head coach at the University of Texas, was named Virginia Tech's 26th head men's basketball coach at a press conference on March 24, 1999. The 37-year-old Stokes, who also has served as an assistant at Bowling Green, Wake Forest and Virginia, brings a wealth of playing and coaching experience to the Hokies.

Stokes has been involved in eight NCAA Tournaments (once reaching the Elite Eight and twice the Sweet 16) as a full-time assistant coach. He also was a part of four NCAA Tournament teams at the University of Virginia, where he played from 1980-84.

In 11 seasons as a full-time assistant coach, Stokes has

recruited and/or coached such talents as 1997 college Player of the Year and No. 1 overall NBA draft pick Tim Duncan, and NBA first-round picks Randolph Childress and Rodney Rogers, all of Wake Forest. In addition, Stokes also recruited McDonald's All-American center Loren Woods and 1997-98 ACC Freshman of the Year Robert O'Kelley to Wake Forest. Woods has since transferred to Arizona, where he will be eligible for the 1999-2000 season.

"He's an individual who has achieved at the highest level," Jim Weaver, Tech director of athletics said of Stokes. "He is known as an outstanding recruiter and I happen to think that great recruits make great coaches. In doing my research and talking to people, their first comments were that he is as

"We can win here and we can win starting this coming season. I have always wanted to be at a school with tremendous academics and a basketball tradition and we certainly have both here at Virginia Tech."

— Ricky Stokes, Virginia Tech head coach

fine a human being as you'll ever have the privilege of being around. And in the time I've known him, I've found that to be true."

Stokes began his coaching career as a graduate assistant coach at Virginia during the 1984-85 season. After one year, he entered the business world for two years. He stayed involved in coaching as an assistant at his high school alma mater, while earning his

master's degree in counselor education from Virginia Commonwealth University in 1988. Stokes then joined the staff of former Virginia assistant Jim Larranaga at Bowling Green for the 1988-89 season.

He joined first-year coach Dave Odom's staff at Wake before the 1989-90 season, and played a major role in the development of All-American

"There is no one more deserving or more ready for the challenge of being a Division I head coach than Coach Stokes. There is no doubt in my mind that he is a perfect fit for the job."

— Rick Barnes, Texas head coach



University President Dr. Paul Torgersen and Director of Athletics Jim Weaver congratulate Ricky Stokes at a press conference announcing his hiring in March of 1999.

guard Randolph Childress as well as fellow guards Marc Blucas, Derrick McQueen, Anthony Tucker, Rusty LaRue, Tony Rutland and Jerry Braswell. In Stokes' eight years at Wake Forest, the Deacons advanced to the NCAA Tournament seven times, including an Elite Eight appearance in 1996 and Sweet 16 nods in 1993 and 1995.

After working at his alma mater under his former college teammate Jeff Jones during the 1997-98 season, Stokes joined Rick Barnes' staff at Clemson two weeks before Barnes accepted the head coaching job at the University of Texas in 1998. Last year, he helped guide the Longhorns to a 19-13 overall record and an NCAA first-round appearance. Texas went 13-3 in the Big 12 Conference, winning the league title for the first time in school history. Stokes also signed three of the top 10 players in the state of Texas during the fall signing period.

Following a standout prep career at Highland Springs High School in his hometown of Richmond, Va., Stokes enrolled at the University of Virginia. He played point guard for UVa's Final Four team as a freshman in 1979-80. The Cavaliers advanced to the NCAA Tournament in each of Stokes' four seasons. In fact, UVa was a No. 1

tournament seed in each of the last three years of the Ralph Sampson Era from 1980-81 through 1982-83. As a senior in 1983-84, Stokes helped a Sampson-less squad reach the Final Four in Seattle after finishing fifth in the ACC regular season.

Stokes served as co-captain of the 1983-84 team and earned the Virginia Basketball Leadership Award. Nationally, he was honored with the Frances Pomeroy Naismith Award, which is presented annually to the country's finest player under 6-feet tall.

While at Virginia, Stokes played in a school-record 134 consecutive games. Cavalier teams went 109-25 during his tenure, while posting a 43-13 league mark en route to three consecutive ACC championships (1980-81 through 1982-83). While at Virginia, Stokes was also recognized for his outstanding contributions to the university off the court. He was given the honor of residing on The Lawn and was selected to the prestigious IMP society. Stokes graduated from Virginia in 1984 with a bachelor's degree in psychology.

Stokes and his wife, Karen, reside in Blacksburg with their daughter, Sydney.

The Stokes File

Full name Roderick Leonard Stokes
 Date of birth March 29, 1962
 Hometown Richmond, Va.
 High School Highland Springs HS (Richmond, Va.)
 College Virginia, '84
 Graduate degree Virginia Commonwealth, '88
 Wife Karen
 Children Sydney (born Aug. 24, 1996)

NCAA Tournament Experience

1980-81 Player Virginia Final Four
 1981-82 Player Virginia Sweet 16
 1982-83 Player Virginia Elite Eight
 1983-84 Player Virginia Final Four
 1990-91 Assistant Coach Wake Forest Second Round
 1991-92 Assistant Coach Wake Forest First Round
 1992-93 Assistant Coach Wake Forest Sweet 16
 1993-94 Assistant Coach Wake Forest Second Round
 1994-95 Assistant Coach Wake Forest Sweet 16
 1995-96 Assistant Coach Wake Forest Elite Eight
 1996-97 Assistant Coach Wake Forest Second Round
 1998-99 Assistant Coach Texas First Round

College Coaching Experience

1984-85 Graduate Assistant Virginia
 1988-89 Assistant Coach Bowling Green
 1989-97 Assistant Coach Wake Forest
 1997-98 Assistant Coach Virginia
 1998-99 Associate Head Coach Texas



“During the eight years that he was at Wake Forest, nobody contributed more to the success of our basketball program than Ricky Stokes. Early in that period when we needed players, he worked tirelessly to find those who could be successful academically and athletically. But as our program matured, he developed into an all-purpose coach who brought much more to the table than just an ability to recruit.”

— Dave Odom, Wake Forest head coach

A Talk With Coach Ricky Stokes

What are your goals for the Virginia Tech men's basketball program?

There's no reason why we can't get the program back to where it needs to be. I think Cassell Coliseum is one of the great places to play and hopefully we'll pack them in and make it a great sixth man. Hopefully we'll play hard and get after people and rock this place.

Winning does take care of some of the attendance problems. But I also think the staff and the players have to invest something in the community and get people involved. We need to give them something to cheer about to make them want to come out and buy tickets. You have to get out and sell your product and do a good job on that end as well.

What will be Tech's style of play this season?

We have enough talent to do what we want to do. We can do whatever we set our minds to do. Hopefully we're going to play a little more up-tempo. I told the guys I like to play up-tempo. I like to keep things simple. I'm not a very complicated guy. I like to press, run and shoot. I want us to be aggressive and hard-nosed. That's what we're going to work on for this season.

What motivated you to accept this challenge at Virginia Tech?

I was patient. I've been in good situations where I didn't have to rush anything. I was looking for the perfect opportunity and I'd like to think that this is the perfect opportunity. I have always

wanted to be around a great academic school. I've always thought you can sell academics and Virginia Tech is one of the best in the country. One thing I'll say about Virginia Tech is that we have the largest enrollment in the state. There's no question in my mind that this is the best university in the state. And I wanted to be around someone who's committed to the athletic program. Jim Weaver [Tech director of athletics] and Paul

Torgersen [university president] stand for athletic excellence across the board.

You have been regarded as an outstanding recruiter. What is your philosophy on recruiting?

I always think I can recruit anyone. It's interesting. I always look at the top 100 [list of players] and see how they turned out. I'm more interested in how hard they compete and how much they are willing to work and how they react with their teammates. Not always is

the person who's in the top 100 the best player. But we're definitely going to try to find the best talent and the best fit for Virginia Tech.

We look for the best fit for Virginia Tech as far as being a student-athlete and a basketball player. We're looking for someone who will compete, play hard, someone who is serious about academics and will fit well into the Virginia Tech community.

What are your thoughts about Virginia Tech joining the BIG EAST as an all-sports member?

Right now, we're on the task of trying to have a winning season and we're looking forward to the Atlantic 10. We all know the Atlantic 10 is very competitive, has a lot of great coaches, and when the time comes, we look forward to being a competitive team in the BIG EAST.

What is the most important thing you want to accomplish in your first year at Virginia Tech?

I'd like to see us begin to build a trademark and that would consist of an aggressive style and intelligent team basketball. Our fans are not going to go away from our games thinking they had not seen total effort and good team play by the Hokies.

These first couple of weeks, we want to establish our philosophy defensively and offensively. We're going to evaluate our players and develop some cohesiveness and go from there.



Donnie

Associate Head Coach

MARSH



Donnie Marsh, who has a varied background in college and professional athletics, enters his third season on the Virginia Tech basketball staff. Marsh, who spent the past two seasons as an assistant coach with the Hokies, was

elevated to associate head coach when Ricky Stokes took over the head coaching duties in March.

"Donnie is an excellent fit for Virginia Tech," Stokes said. "I've known Donnie for years and I've always been impressed with him as a coach. He has a lot of coaching experience and has

a strong background in basketball."

Marsh, 43, came to the Hokies from Florida State of the Atlantic Coast Conference where he was an assistant coach under Pat Kennedy for two seasons.

After earning All-America honors as a collegian at Franklin & Marshall in Lancaster, Pa., Marsh was selected by the Atlanta Hawks in the third round of the NBA Draft.

Marsh next went to work as associate director of admissions, assistant basketball coach and head baseball coach at Franklin & Marshall College. He was also president of Players in Action, Inc., a firm representing professional athletes for one year.

His basketball head coaching experience came at Division III Elizabethtown College in Pennsylvania,

where he also served as director of admissions. From 1989 through 1993, he was the head basketball coach at Trenton State College in New Jersey, where he posted an overall record of 64-41. Marsh's overall record as a head coach is 76-54.

After the stint at Trenton State (now named College of New Jersey), he worked two years in the Atlantic City (N.J.) Public School District. He was the District's athletic director for a time and then held the position of director of co-curricular and extra-curricular programs.

Marsh received a bachelor's in history and education from Franklin & Marshall in 1979 and will earn a master's degree in athletic administration from Florida State in the year 2000.

He and his wife, LaRoyce, have two children, a son, Tyler, 11, and a daughter Sydnee, 7.



The Marsh File

Full name Donald Keith Marsh
Date of birth March 21, 1956
Hometown Atlantic City, N.J.
High School Atlantic City HS (N.J.)
College Franklin & Marshall, '79
Graduate degree Florida State, '00
Wife LaRoyce
Children Tyler, Sydnee

Coaching Experience

Franklin & Marshall — Assistant Coach (1980-86)

Elizabethtown College (Pa.) — Head Coach (1987-88)

Trenton State College (N.J.) — Head Coach (1989-93)

Florida State — Assistant Coach (1994-97)

Virginia Tech — Assistant Coach (1997-99)

Virginia Tech — Associate Head Coach (1999-present)

Assistant Coach

Mark

CLINE



Mark Cline, an assistant coach at Old Dominion University the past five seasons, enters his first season as an assistant coach at Virginia Tech.

Cline, a native of Williamson, W.Va., began his collegiate coaching career as a graduate assistant at Wake Forest in 1988. The following year, he joined Jeff Capel's staff at Fayetteville State University as an assistant. A year later, he was elevated to associate head coach. During his tenure at Fayetteville State, the Broncos moved from the bottom of the CIAA's Southern Division to rank among the top in the Conference.

Cline also served as the head men's golf coach at Fayetteville State from 1989-93. He was named CIAA Golf Coach of the Year in 1991-92 and in 1992-93.

After his four-year stint at Fayetteville State, Cline took an assistant coaching position at North Carolina A&T in 1993. The Aggies captured the MEAC championship and earned a bid to the NCAA Tournament in his one season there.

The following year, he moved to Old Dominion University and remained there for the past five seasons. The Monarchs won the CAA championship in 1994-95 and 1996-97 to advance to the NCAA Tournament twice. This past

season, ODU advanced to the second round of the National Invitation Tournament and finished with a 25-9 record, tying the school record for wins in a season.

Cline, 35, played college basketball at Wake Forest University from 1984-87. He finished his career at Wake Forest as the Deacons 17th all-time scorer with 1,202 points. He also ranks among the school's top career free throw shooters with a mark of 81.7, the eighth best at Wake. In 1986-87, Cline was Wake Forest's top 3-point shooter, hitting 41.7 percent. He also served as team co-captain at Wake from 1985-87.

Cline graduated from Wake Forest in 1988 with a bachelor of science degree in sociology and a minor in history and education. He played professional basketball for one year in Belgium before joining the coaching ranks.

An outstanding high school career at Williamson High School saw Cline selected Player of the Year twice in West Virginia. He averaged over 30 points per game and led his team to the state championship. He scored a career-high 55 points in one game.

"Mark Cline will be a tremendous asset to Virginia Tech," Tech head coach Ricky Stokes said. "He was a great high school All-American in West Virginia, a terrific college player at Wake Forest and has been an excellent assistant coach. His

coaching experience and knowledge of the game will make him a terrific assistant coach at Tech."

During his high school career, Cline was selected to a host of All-America teams, including *Street & Smith's* (first


team) twice and McDonald's. Cline was inducted into the Williamson High School Sports Hall of Fame last summer. He was the first West Virginia High School *Parade* All-American to play in the McDonald's Classic.

The Cline File

Full Name Mark Stephen Cline
 Date of birth June 9, 1964
 Hometown Williamson, W.Va.
 High School Williamson HS (Williamson, W.Va.)
 College Wake Forest, '83
 Wife Nancy

Coaching Experience

- Fayetteville State University — Associate Head Coach (1989-93)
- North Carolina A&T — Assistant Coach (1993-94)
- Old Dominion — Assistant Coach (1994-99)
- Virginia Tech — Assistant Coach (1999-present)



Steve

Assistant Coach

LYTTON



Steve Lytton begins his first season on the Hokie basketball staff after serving as the head men's basketball coach at Anderson College in Anderson, S.C., since 1985.

A native of Statesville, N.C., Lytton led Anderson College to six 20-win seasons before the Trojans made the conversion from junior college to a four-year school. In March of 1994,

Anderson was ranked No. 1 in the country in the junior-college poll. Lytton was also the athletic director at Anderson College from 1985 to 1996.

Lytton led the Anderson basketball program to Division II status four years ago. The highlight of Lytton's final four seasons was a 79-77 victory over Winthrop on Nov. 26, 1998 — Anderson's first victory ever over a Division I school.

As a head coach, Lytton has a career record of 366-240.

"I have always been impressed with Steve Lytton's knowledge of the game, his passion and the manner in which he conducts himself both on and off the court," Ricky Stokes said. "Our basketball players will learn a great deal from him and I feel fortunate that he has joined our staff."

Lytton, 55, attended Surgoinsville (Tenn.) High School before graduating from Lees-McRae Junior College and East Tennessee State University

in 1968. He was a three-sport letterman at Lees-McRae in football, basketball and baseball. Lytton served as a co-captain in basketball and baseball.

Lytton started his coaching career at Franklin (N.C.) High School in 1972. He built a winning program at North Greenville College (1978-85) in Tigerville, S.C., before taking the job at Anderson in 1985. Lytton also served as the athletic director at North Greenville College during that time.

The Lytton File

Full name Steve William Lytton
Date of birth March 8, 1944
Hometown Statesville, N.C.
High School Surgoinsville HS (Tenn.)
College East Tennessee State, '68
Graduate degree East Tennessee State, '69
Wife Pam
Children Shane and Stefanie

Coaching Experience

Madison Junior High School (Titusville, Fla.) — Athletic Director, Head Football Coach, Head Basketball Coach and Head Track Coach (1969-72)

Franklin High School (Franklin, N.C.) — Head Women's Basketball Coach, Assistant Football Coach and Baseball Coach (1972-73)

Lees-McRae Junior College (Banner Elk, N.C.) — Assistant Football Coach, Assistant to the President and Dean of Men (1973-74)

Franklin High School (Franklin, N.C.) — Head Men's Basketball Coach (1974-78)

North Greenville College (Tigerville, S.C.) — Head Men's Basketball Coach, Athletic Director (1978-85)

Anderson College (Anderson, S.C.) — Head Men's Basketball Coach (1985-99), Athletic Director (1985-96)

Virginia Tech — Assistant Men's Basketball Coach (1999-present)



Randy

Administrative Assistant

PEELE



Randy Peele, who previously served as the head coach at UNC Greensboro the past four years, begins his first season as an administrative assistant on Ricky Stokes' basketball staff. He also has assistant coaching experience at UNC Greensboro, Campbell University, Tennessee-Martin and St. Michael's College in Vermont.

"Randy Peele brings a wealth of knowledge and experience to Virginia Tech," Stokes said. "Randy and I have known each other for

years as we have traveled the recruiting circuit together. He is an outstanding recruiter and has a superb knowledge of the game. Randy's enthusiasm and numerous contacts make him an outstanding addition to our staff."

Peele, 42, led the 1995-96 UNCG squad to a 20-10 record, the Big South Conference championship and an NCAA Tournament appearance during his first season as a head coach. The Spartans also received votes in the national polls during that time.

A native of Norfolk, Va., Peele took over as UNCG's top man in April, 1995 after

four seasons as the Spartans' top assistant coach. When Peele was an assistant, the Spartans won two Big South regular-season titles and a conference tournament title from 1991-95.

He joined the UNCG staff after three seasons as an assistant coach and recruiting coordinator at Campbell University. From 1985-88, Peele was an assistant coach at Tennessee-Martin, while he began his collegiate coaching career as an assistant at St. Michael's College in Vermont in 1983.

In seven years as a Division I assistant coach, Peele proved himself to be

a top-notch recruiter, signing five student-athletes who went on to earn conference rookie of the year honors.

A graduate of Barry Robinson High School in Norfolk, Peele's coaching career began shortly after he earned his associate's degree from Louisburg Junior College in 1978. He served as head coach at Portsmouth Catholic High School from 1979-83 and earned a bachelor's degree in secondary education and history from Virginia Wesleyan in 1980.

Peele is married to the former Debra Carter and they have three children: Aaron, Brad and Blair.

The Peele File

Full Name Randall Davis Peele
 Date of birth June 13, 1957
 Hometown Norfolk, Va.
 High School Barry Robinson (Norfolk, Va.)
 College Virginia Wesleyan, '80
 Wife Debra
 Children Aaron, Brad, Blair

Coaching Experience

- Portsmouth Catholic High School — Head Coach (1979-83)
- St. Michael's College (Vermont) — Assistant Coach (1983-85)
- Tennessee-Martin — Assistant Coach (1985-88)
- Campbell University — Assistant Coach (1988-91)
- UNC Greensboro — Assistant Coach (1991-95)
- UNC Greensboro — Head Coach (1995-99)
- Virginia Tech — Administrative Assistant (1999-present)





Jimmy Lawrence

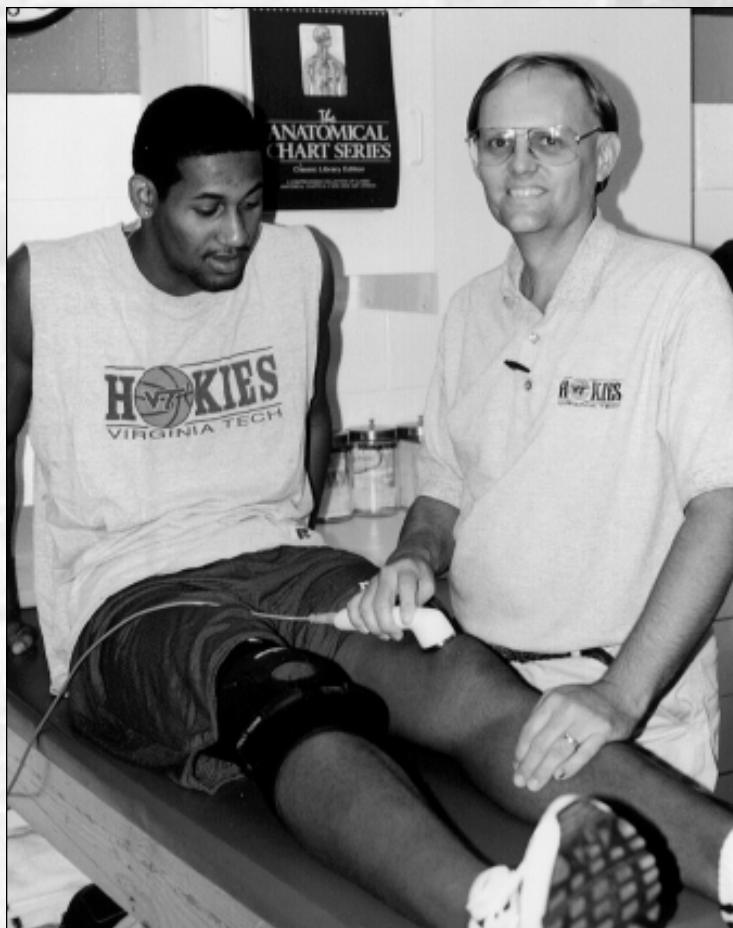
Athletic Trainer

Jimmy Lawrence is now in his 18th season as a valuable member of the Virginia Tech basketball program. A Hokie trainer since 1981, Lawrence's duties include a variety of Tech sports with an emphasis on basketball.

Lawrence is also responsible for coordinating the equipment for the cagers, arranging team travel and supervising the student staff. The Elliston, Va., native was the trainer for the U.S. Junior Baseball Team during the summers of 1986 and 1987. During the fall of 1988, he was the trainer for the U.S. senior team that played in Japan.

A graduate of Emory and Henry College, Lawrence received his bachelor's in health and physical education in 1979. During that time, he worked as a student trainer for four years. Upon graduation, Lawrence came to Tech for graduate study. He earned a M.S. in physical education in 1981 and is certified by the National Athletic Trainers Association.

Lawrence is married to Peg Morse, who is Director of Information Systems in Tech's Athletics Department. In his spare time, he enjoys carpentry and woodworking.



Athletic trainer Jimmy Lawrence (right) treats Clinton McPherson.



Sharon Spradlin

Basketball Secretary

Sharon Spradlin, a veteran of the Virginia Tech Athletics Department, begins her seventh season as the basketball secretary.

A native of Blacksburg, Va., Spradlin worked in the Tech sports information department from 1987-93. She began her current position in November, 1993.

Spradlin graduated from Blacksburg High School and attended New River Community College. Spradlin and her husband, Stephen, have two children, Stacie and Josh, and a granddaughter Savannah.

In her spare time, Spradlin enjoys working in her church, reading and spending time with her family.



Chris Ball
Equipment Manager




Brent Blevins
Student Manager



Wyatt Dunlap
Office Assistant



Mandy Gowins
Student Athletic Trainer



Ashley McCall
Head Student Manager


1999-2000 Virginia Tech Roster

Alphabetical Listing

No.	Name	POS	HT	WT	CL	PPG	RPG	HOMETOWN (HS/OTHER)
32	Tony Dobbins	G	6-4	180	Fr.	—	—	Mitchellville, Md. (Maret School)
15	Brendan Dunlop	G	6-2	185	Sr.	11.1	3.5	Bronx, N.Y. (Mt. St. Michaels)
34	Brian Felts	F/G	6-4	175	Fr.	—	—	Knoxville, Tenn. (Austin-East)
3	Jermaine Kimbrough	G	6-0	170	Sr.	2.9	0.9	Shaker Heights, Ohio (Shaker Heights/Neosho/St. Catharine)
50	Clinton McPherson	C	6-9	230	So.-r	—	—	Miami, Fla. (Pace)
42	Dennis Mims	F	6-9	225	So.	7.4	5.0	Morganton, N.C. (Freedom)
22	André Ray	F	6-5	220	Sr.-r	3.7	3.9	Lillington, N.C. (Harnett Central)
4	Rolan Roberts	F	6-6	240	Jr.	14.1	5.9	Woodbridge, Va. (Potomac/Hargrave MA)
23	Drew Smith	G	6-3	190	Fr.	—	—	Beckley, W.Va. (Woodrow Wilson)
21	Jon Smith	F/C	6-8	220	Fr.	—	—	Dunbar, W.Va. (South Charleston)
33	Rodrigo Viegas	F	6-5	211	So.	0.8	1.2	Belo Horizonte, Brazil (Pitagoras)
14	David Whaley	F	6-7	210	Jr.-r	2.4	1.5	Sevierville, Tenn. (Pittman/Navy Prep/Navy)
31	Russ Wheeler	C/F	6-8	230	Sr.	6.9	5.3	Dalton, Ga. (Wheeler)
24	Keith Willis	F	6-6	220	Fr.	—	—	Norfolk, Va. (Norview)


Numerical Listing

No.	Name	POS	HT	WT	CL	PPG	RPG	HOMETOWN (HS/OTHER)
3	Jermaine Kimbrough	G	6-0	170	Sr.	2.9	0.9	Shaker Heights, Ohio (Shaker Heights/Neosho/St. Catharine)
4	Rolan Roberts	F	6-6	240	Jr.	14.1	5.9	Woodbridge, Va. (Potomac/Hargrave MA)
14	David Whaley	F	6-7	210	Jr.-r	2.4	1.5	Sevierville, Tenn. (Pittman/Navy Prep/Navy)
15	Brendan Dunlop	G	6-2	185	Sr.	11.1	3.5	Bronx, N.Y. (Mt. St. Michaels)
21	Jon Smith	F/C	6-8	220	Fr.	—	—	Dunbar, W.Va. (South Charleston)
22	André Ray	F	6-5	220	Sr.-r	3.7	3.9	Lillington, N.C. (Harnett Central)
23	Drew Smith	G	6-3	190	Fr.	—	—	Beckley, W.Va. (Woodrow Wilson)
24	Keith Willis	F	6-6	220	Fr.	—	—	Norfolk, Va. (Norview)
31	Russ Wheeler	C/F	6-8	230	Sr.	6.9	5.3	Dalton, Ga. (Wheeler)
32	Tony Dobbins	G	6-4	180	Fr.	—	—	Mitchellville, Md. (Maret School)
33	Rodrigo Viegas	F	6-5	211	So.	0.8	1.2	Belo Horizonte, Brazil (Pitagoras)
34	Brian Felts	F/G	6-4	175	Fr.	—	—	Knoxville, Tenn. (Austin-East)
42	Dennis Mims	F	6-9	225	So.	7.4	5.0	Morganton, N.C. (Freedom)
50	Clinton McPherson	C	6-9	230	So.-r	—	—	Miami, Fla. (Pace)



The 1999-2000 Virginia Tech men's basketball team: (front row, l-r) head coach Ricky Stokes, associate head coach Donnie Marsh, Brendan Dunlop, Jermaine Kimbrough, André Ray, Russ Wheeler, assistant coach Steve Lytton, administrative assistant Randy Peele; (standing, l-r) athletic trainer Jimmy Lawrence, student athletic trainer Mandy Gowins, Drew Smith, Brian Felts, Keith Willis, Jon Smith, Clinton McPherson, Dennis Mims, David Whaley, Rolan Roberts, Rodrigo Viegas, Tony Dobbins, student manager Brent Blevins, student manager Ashley McCall and office assistant Wyatt Dunlap.

Meet the Hokies




Senior forward André Ray and his teammates are enthusiastic about the upcoming campaign.

15

Brendan DUNLOP

Guard • 6-2 • 185 • Senior • Bronx, N.Y.



Tech's starting point guard last season ... Started all 28 games at the point ... Is the frontrunner to be the starting point guard this season ... Also has seen time at shooting guard in the past ... Has gained valuable weight from the strength and conditioning program during his career ... Is one of the best perimeter defenders on the team ... Will be called upon to defend the premier guards in the Atlantic 10 ... Has above-average quickness with good ball-handling and passing skills ... Continues to improve his shooting ... Also uses his left hand well ... Mixes the ability to find gaps and penetrate with an uncanny knack of making difficult shots in the paint ... Possesses the intelligence and basketball savvy it takes to be a good floor leader ... Works hard and brings an excellent attitude to the court.

1998-99: Started all 28 games at point guard ... Averaged a team-high 36.0 minutes per game ... Averaged 11.1 points per game, the third highest on the squad ... Shot 43.4 percent from the field and 36.0 percent from 3-point range ... Led the team in assists with 111 and tied for the team lead in steals with 38 ... Finished seventh in the Atlantic 10 with an average of 3.96 assists per game ... Had 18 games of scoring in double figures, including the last nine contests ... Scored a career-high 20 points in the overtime win against UNC Asheville ... Played a career-best 42 minutes in that



Brendan's Bests

- Points 20 vs. UNC Asheville, 12/1/98
- FG Attempted 14 vs. Fordham, 2/13/99
- FG Made 8 vs. UNC Asheville, 12/1/98
- 3PT FG Attempted 7 vs. Temple, 3/4/99
- 3PT FG Made 3 (five times, most recent Temple, 3/4/99)
- FT Attempted 12 vs. Fordham, 3/3/99
- FT Made 8 vs. Coastal Carolina, 12/23/98
- Rebounds 9 vs. La Salle, 1/12/99
- Assists 10 vs. La Salle, 1/31/99
- Steals 6 vs. Liberty, 11/24/98
- Blocks 1 (eight times, most recent Temple, 3/4/99)

game ... Also played 40 minutes in games against West Virginia, Dayton and Fordham ... Had 17 points, including a 3-pointer at the end of regulation in Tech's overtime win at Fordham ... Pulled down a career-best nine rebounds at La Salle ... Had a double-double with 12 points and a career-best 10 assists in the home win over La Salle ... Recorded a career best with six steals in the Liberty win.

1997-98: Saw action in all 27 games and started 12 of them, including the final 11 contests ... Averaged 7.3 points per game for the season ... Had a career-best 18 points at La Salle, hitting 7 of 11 field goal attempts ... Collected 15 points with three 3-point field goals at Xavier ... Tallied 12 points with five rebounds, five assists and four steals at Rhode Island ... Was 4 of 8 from the field on the way to a 12-point game against Massachusetts ... Notched

a career-high seven assists and seven rebounds at Temple ... Posted 11 points, seven rebounds and six assists in the home win over Fordham ... Had 17 points in Tech's big win at St. Bonaventure ... Tied a career best with seven rebounds against George Washington ... Was a perfect 6-for-6 at the charity stripe against La Salle ... Averaged 28 minutes played per contest, second highest among the Hokies' returning players ... Dished out 88 assists on the season, the second-most on the team ... Led the team in steals with 40.

1996-97: Averaged 4.6 points per game for the season ... Led the Hokies with 10 points at Wake Forest, hitting all three of his field goal attempts ... Contributed nine points, three assists and three steals in his first start at Dayton ... Had six points, six rebounds, three steals and two assists against Temple ... Scored a

Dunlop's Statistics

YEAR	G-	GS	FGM-	Att	Pct	3PTM-	Att	Pct	FTM-	Att	Pct	Reb	Avg	A	BK	S	TP	Avg
96-97	25-	7	37-	75	.493	4-	16	.250	37-	62	.597	38	1.5	27	2	30	115	4.6
97-98	27-	12	63-	177	.356	15-	54	.278	56-	73	.767	78	2.9	88	5	40	197	7.3
98-99	28-	28	105-	242	.434	31-	86	.360	70-	92	.761	97	3.5	111	2	38	311	11.1
Total	80-	47	205-	494	.415	50-	156	.321	163-	227	.718	213	2.6	226	9	108	623	7.8

A Talk With

BRENDAN



What are your individual goals for the season?

My two main goals for the season are to have a good assist-to-turnover ratio and to shoot the ball better. If I work real hard, maybe I can win the Most Improved Player Award in the league.

Who have been your role models throughout your life?

I would have to say my parents. They both work very hard and have taught me to do the same. I am where I am today because of the values they instilled in me.

How has the impact of a new coach affected you and the team?

It's been a very easy transition so far. Coach Stokes is tough on us out on the court, but he's very easy to get along with. Everybody has a real positive attitude about the upcoming season and is looking forward to it.

What do you plan to do after graduation?

I definitely want to see how far I can go in basketball, but I also plan on applying to graduate school if things don't work out.

What is the most improved part of your game from last year to this year?

Speed. I know people say you can't teach quickness, but I feel like all the time that I have put into weight training and conditioning has made me a faster player on the court.

Do you feel any added pressure to be a leader in your final season here at Tech?

No, not really. This is a smart team and we have a lot of leaders on it. I just tell the guys to play through their mistakes and go hard all the time.

season-high 15 points in Tech's win over Duquesne, hitting 6 of 10 field goal attempts ... Was 5 of 6 from the field on the way to an 11-point, three-assist game at home against Xavier ... Posted a season-best four steals versus Virginia ... Collected 10 points and six boards in an A-10 Tournament win over Fordham ... Shot 61 percent from the field during the last five games of the season,

making 20 of his 33 field goal attempts ... Finished the season with a shooting percentage of 49.3 ... Was third on the team in steals with 30 in 25 games played ... Saw action in a total of 25 games, including seven as a starter ... Averaged 16 minutes played per contest, second highest among the Hokies' returning players.

High School: Helped Mount St. Michael Academy to a 49-5 record during his two

seasons as the starting point guard for Coach Tom Fraher ... Averaged 15.4 points his junior year as the team won the state Confederation Class B championship with a 28-1 record ... Had 23 points, six assists and five steals in a game against Rice High School that year and was honorable mention all-New York City ... Contributed 17.1 points and 4.5 rebounds a game his senior season and had over 100 assists and 100

steals ... Posted 29 points, nine steals and seven assists against Cardinal Spellman ... Was named third-team all-city after his team reached the city semifinals ... Played basketball during the summers for Riverside Church, one of the top AAU teams in the nation.

Personal: Brendan J. Dunlop ... Born 1/7/78 in the Bronx, NY ... Son of Dennis and Lillian Dunlop ... Is majoring in marketing.

3

Jermaine KIMBROUGH

Guard • 6-0 • 170 • Senior • Shaker Heights, Ohio



Returns for his final season at Tech after transferring from St. Catharine Junior College in Springfield, Ky., before last season ... Has seen time at both guard positions, with most of his time coming at shooting guard ... Should see more time at the point this season ... Played in all 28 games ... An excellent defensive player with a good outside shooting touch ... Has quick hands and feet ... A fierce competitor who shoots well from the perimeter ... A great defender who can push the ball up the floor ... Can penetrate and dish the ball ... Has benefited from Tech's strength and conditioning program ... Comes from great high school and junior college programs.

1998-99: Played in all 28 games in his first season as a Hokie ... Started his only game at Liberty ... Started at shooting guard in that game ... Scored a career-high 14 points in Tech's win at Liberty ... Also scored in double figures with 10 points in the overtime win at Fordham ... Grabbed a season-high four rebounds in that game ...

Scored nine points at St. Joseph's and at home against Temple ... Came off the bench to score eight points against Wake Forest ... Netted eight points in Tech's Atlantic 10 Tournament win against Fordham ... Averaged 3.1 points for the season and 14.1 minutes per contest.

Junior College: Averaged 12 points, five assists and three steals per game at St. Catharine, which posted a 24-9 record last season ... Missed nearly a month of last season with a sprained ankle and a pulled hamstring ... Spent his freshman year at Neosho Community College in Kansas.

High School: Earned all-city, all-league and all-state honors at Shaker Heights High for Coach Bob Wonson ... Guided his team to three league titles ... Garnered four varsity letters and was captain his senior year ... Averaged 23 points, six assists and four steals per game his final season.

Personal: Jermaine Kimbrough ... Born 5/13/77 in Cleveland, Ohio ... Son of Cornell and Louise Kimbrough ... Majoring in education.

Jermaine's Bests

Points	14 vs. Liberty, 11/24/98
FG Attempted	17 vs. Liberty, 11/24/98
FG Made	5 vs. Liberty, 11/24/98
3PT FG Attempted	8 (twice, most recent Temple, 2/16/99)
3PT FG Made	3 (twice, most recent Temple, 2/16/99)
FT Attempted	4 vs. William & Mary, 11/14/98
FT Made	4 vs. William & Mary, 11/14/98
Rebounds	4 (twice, most recent Fordham, 3/3/99)
Assists	3 vs. Temple, 2/16/99
Steals	2 vs. Liberty, 11/24/98
Blocks	0



Kimbrough's Statistics

YEAR	G-	GS	FGM-	Att	Pct	3PTM-	Att	Pct	FTM-	Att	Pct	Reb	Avg	A	BK	S	TP	Avg
98-99	28-	1	28-	99	.283	18-	57	.316	14-	20	.700	26	0.9	17	0	6	88	3.1

A Talk With

JERMAINE

Who has been your role model, on and off the court?

There are two people who have been role models to me. First, my sister and secondly, my godmother. They have always been there for me, no matter what the circumstances.

What kind of role do you see yourself in this season?

I see myself in a more prominent role this season. I think that I can contribute to the team and do my part to help us improve as a group.

What do you think are your best qualities, both personally and in basketball?


Off the court, I think my best quality is that I am a people person. I like people. On the court, I think my greatest skill is scoring.

After playing with the team last year, what do you think you can do to help them this year?

There are several things we need to work on as a team. We need to become more of a family unit. We need to communicate and come to every game ready to play. We need to work hard consistently throughout the season, and we need to play our best.

What aspect of your game did you focus on most in the offseason?

During the offseason, I tried to work on my ballhandling skills, and of course, my shooting. I just worked hard to try to improve my overall game.




What role do you see yourself playing as far as helping the freshmen getting adjusted to a new style of play and the Tech style of play?

I think my biggest role in helping the freshmen will be guidance. I just need to make sure that I am talking with them throughout the game and showing them the ropes.

André RAY

Forward • 6-5 • 220 • r-Senior • Lillington, N.C.



A rising senior who returns as one of the best defenders in the Atlantic 10 Conference ... Started 27 games last season as a small forward ... Has seen time at the shooting guard spot ... One of four seniors on the team ... Is the most athletic and strongest player on the team ... Holds Tech basketball strength and conditioning records in bench press (360), hang clean (345), vertical jump (39'5") and pull-ups (27) ... Will be called upon to defend many of the top players in the Atlantic 10 ... Has the ability to be an all-Atlantic 10 defender ... A valuable member of the Tech team ... Has improved his jump shot, but needs to score points in other ways ... Has the ability to slash to the basket and score ... Will be looked to for rebounds and second-effort baskets ... An above-average passer ... Possesses potential but needs to develop consistency, especially on the offensive end of the court ... Excellent work ethic and attitude.

1998-99: Started 27 contests at small forward ... Did not play in the Liberty game due to a death in the family ... Was called upon to defend the best players in the Atlantic 10 ... Averaged 3.7 points per game and 3.9 rebounds per game ... Recorded 41 assists, 13 blocks and 11 steals ... Tied a career best with 10 points in the home win over Duquesne ... Was a perfect 3-for-3 from the field in the victory against Coastal Carolina ... Tallied eight points and grabbed seven rebounds against Xavier ... Had seven points at Fordham and at George Washington ... Pulled down seven rebounds in the overtime win at Dayton ... Also registered seven rebounds at St. Joseph's ... Had five assists in wins over UNC Asheville and Winthrop ... Averaged 24.7 minutes per contest.

1997-98: Averaged 3.4 points per game and 4.3 rebounds per game, seeing action in all 27 contests ... Started 18 games on the year ... Turned in his top scoring performances against Radford and at Duquesne with nine points in each contest ... Hit two 3-pointers for six points in the win against Duquesne ... Pulled

André's Bests

- Points 10 (twice, most recent Duquesne, 2/27/99)
- FG Attempted 10 vs. Virginia, 1/27/99
- FG Made 4 (four times, most recent Temple, 3/4/99)
- 3PT FG Attempted 3 (four times, most recent GW, 2/24/99)
- 3PT FG Made 2 (four times, most recent GW, 2/24/99)
- FT Attempted 8 vs. George Washington, 2/6/99
- FT Made 5 vs. George Washington, 2/6/99
- Rebounds 12 vs. La Salle, 2/21/98
- Assists 7 vs. Virginia, 1/12/98
- Steals 2 (six times, most recent St. Joseph's, 1/9/99)
- Blocks 2 (three times, most recent George Washington, 2/6/99)

down a career-best 12 rebounds at La Salle ... Dished out a career-high seven assists and notched a pair of steals against Virginia

... Grabbed nine rebounds against Dayton ... Scored eight points with nine rebounds versus VMI ... Played a season-high 31 minutes against St. Joseph's and Rhode Island ... Averaged 18 minutes played per contest.

1996-97: Saw action in 27 games, including four as a starter ... Turned in his top scoring performance against East Tennessee State with 10 points ... Had personal bests of five rebounds and three assists at George Washington ... Hit two 3-pointers during an eight-point performance versus William & Mary ... Was 3-for-5 from the field in a seven-point showing against Wake Forest ... Contributed a pair of steals in games against Wake, W&M and UMass ... Played a season-high 23 minutes against George Washington ... Averaged 2.6 points and 1.2 rebounds a game ... Hit



Ray's Statistics

YEAR	G-	GS	FGM-	Att	Pct	3PTM-	Att	Pct	FTM-	Att	Pct	Reb	Avg	A	BK	S	TP	Avg
96-97	27-	4	25-	55	.455	9-	22	.409	11-	22	.500	32	1.2	14	5	11	70	2.6
97-98	27-	18	34-	93	.366	3-	19	.158	22-	41	.537	116	4.3	47	8	8	93	3.4
98-99	27-	27	35-	93	.376	8-	24	.333	21-	37	.568	104	3.9	41	13	11	99	3.7
Total	81-	49	94-	241	.390	20-	65	.308	54-	100	.540	252	3.1	102	26	30	262	3.2

A Talk With

ANDRÉ



You are known as one of the best defensive players in the Atlantic-10. Do you take pride in being a defensive stopper?

I just take pride in playing as hard as I can and leaving it all out there on the court. I want to help the team win in whatever way possible. If that means I'm labeled a good defender and a defensive stopper, then I take a lot of pride in that.

You hold many of the basketball strength and conditioning records. What drives you to be such a workhorse in the weight room?

It is just something that is in my blood and it comes naturally to me. My father got me started in weight training at an early age and I really got into it in high school. I truly believe that weightlifting helps any athlete improve in their athletic performance.

What goals have you set for yourself during your senior season?

I want to come out of my shell this year. I just want to play the game I love and have a good time doing it. I don't want to be labeled anything. I want people to look back on my senior season and say that I was a complete player and I did a lot to help the team.

What game do you look forward to playing the most this year?

I don't really look forward to any one game. I am not narrowing it down to one specific game. I think the team has something to prove this year and we should play every game like it is our last.

Are you enthusiastic about playing for a new coach? Has Coach Stokes brought a good feeling and some new energy to the team?

Anytime you have a new coach, it definitely brings some new excitement. Everyone is curious about the style of play he will bring in and what type of personality he has. I think everyone is just anxious to get out on the court and feel each other out. He does not know us and we don't know him. We have never seen him coach and he has never seen us play a live five-on-five

game. The team wants to get out there and prove to him that we are good and that we can play. I think the whole situation has raised the level of competition up a notch.

What will you take away from the program here at Tech?

I don't really know the answer to that question. I will know that at the end of the season. This is my third coach in four years here so I will have to see. It is a whole different ballgame now.

9 of 22 3-point attempts, a 40.9 percent mark.

1995-96: Practiced with the team during the season while being redshirted ... Also traveled and practiced with the team in Europe during the summer, but could not play in the games.

High School: Averaged 23.1 points, 15.7 rebounds and 5.8 assists as a senior at Harnett-Central High ... In his

final game, a playoff loss to Ragsdale High, he scored 33 points and had 20 rebounds ... That was his third "20-20" game as a senior ... He had high games of 35 points and 28 rebounds that year ... Connected on 34 3-pointers his senior season ... Played mostly as a post man his junior year ... Moved away from the basket as a senior, playing three different positions: shooting

guard, point guard and small forward ... Earned all-conference honors as a junior and senior and was the Triangle Conference Player of the Year his senior year ... Named all-state and selected for the state's East-West All-Star game ... Only played two seasons on the varsity but reached 1,000 points and 800 rebounds faster than any player in the school's history

... Student Body President at Harnett-Central ... A North Carolina Scholar honoree.

Personal: André Lamont Ray ... Born 6/30/77 in North Carolina ... Son of Andray and Myrtle Ray ... Received his undergraduate degree last May in housing, interior design and resource management ... Pursuing a graduate degree in urban affairs.

31

Russ WHEELER

Center/Forward • 6-8 • 230 • Senior • Dalton, Ga.



A hard-working player who is entering his final season as a Hokie ... Is expected to work at both the power forward and center positions for the fourth straight year, but most of his time will come at center ... Has really benefited from the strength and conditioning program ... Will be expected to provide leadership to the team ... Undersized for a center, but uses his body well in the low post to block out and gain position ... Has a good jump-hook and a nice baseline jumper ... Needs to become a better rebounder ... Has showed continued improvement at the free-throw line ... Stays focused and plays under control ... Will do whatever it takes to win.

1998-99: Played in every game as a junior ... Started every game but the Hokies' home meeting with Duquesne ... Averaged 6.9 points

per game ... Was second on the squad in rebounds with an average of 5.3 per game ... Scored 18 points on 8-of-12 shooting from the field against La Salle ... Scored 14 points in the overtime win against UNC Asheville ... Also netted 14 points in the big overtime win at Dayton ... Had 12 points against St. Bonaventure and scored 11 against George Washington ... Recorded five double-



Russ' Bests

- Points 20 (twice, most recent Radford, 12/10/97)
- FG Attempted 16 vs. North Carolina, 12/6/97
- FG Made 10 vs. UT-Martin, 11/21/97
- 3PT FG Attempted 0
- 3PT FG Made 0
- FT Attempted 8 vs. Radford, 12/10/97
- FT Made 5 vs. North Carolina, 12/6/97
- Rebounds 14 vs. East Tennessee State, 11/19/98
- Assists 4 vs. Rhode Island, 2/10/99
- Steals 4 (three times, most recent Fordham, 2/4/98)
- Blocks 3 (five times, most recent Duquesne, 2/3/99)

figure scoring games ... Registered a career high with 14 rebounds, seven on the offensive glass, against East Tennessee State ... Had 10 rebounds in games against William & Mary, Liberty and Rhode Island ... Swatted away three shots in games against ETSU, Coastal Carolina and Duquesne ... Shot 41.4 percent from the field ... Averaged 26.0 minutes per contest.

1997-98: Started in every game but the Hokies' home meeting with Duquesne ... Hit 10 of 13 shots on his way to a 20-point effort against Tennessee-Martin ... Also added 20 points versus Radford ... Had his best rebounding game against Xavier with 12, including five offensive boards ... Netted 12 points and eight rebounds in the win at William & Mary ... Had 19 points against North Carolina ... Scored 12 points

and grabbed 11 boards in the victory over East Tennessee State ... Was 9-for-14 from the field for an 18-point effort in the home win over St. Joseph's ... Had 11 points at Dayton and 12 points and nine boards at Xavier on the Ohio road swing ... Swatted three shots in back-to-back games against George Washington and Duquesne ... Contributed four steals in games against Xavier, La Salle and Fordham ... Had a pair of assists against Radford ... Played a career-high 41 minutes in the overtime win at St. Bonaventure ... Averaged 9.6 points per game, the third-highest on the team ... Second on the team in rebounds with an average of 5.4 per game ... Had 37 steals for the year, the second-most on the squad ... Started the most games on the team ... Averaged 29 minutes per contest.

1996-97: Moved into the starting lineup late in the

Wheeler's Statistics

YEAR	G-	GS	FGM-	Att	Pct	3PTM-	Att	Pct	FTM-	Att	Pct	Reb	Avg	A	BK	S	TP	Avg
96-97	30-	7	42-	98	.429	0-	0	.000	10-	21	.476	50	1.7	4	9	10	94	3.1
97-98	27-	26	114-	240	.475	0-	0	.000	31-	50	.620	146	5.4	13	25	37	259	9.6
98-99	28-	27	82-	198	.414	0-	0	.000	28-	51	.549	149	5.3	29	22	27	192	6.9
Total	85-	60	238-	536	.444	0-	0	.000	69-	122	.566	345	4.1	46	56	74	545	6.4

A Talk With

RUSSELL



What are your individual and team goals for this season?

That is pretty simple. For both the team and myself, I would like to see us win the Atlantic 10 Conference Championships and go to the NCAA Tournament.

Who has had the most influence on you in the game of basketball?

I would probably have to say my high school coach, Doug Lipscomb. He taught me so much about the game and helped me get to the level of a Division I player. I really appreciate everything he did for me as a basketball player.

What aspect of the game did you work on most during the offseason?

I worked the most on my moves from the foul line down to the basket and also concentrated on turning to face up to the basket. I also worked a lot on my quickness and speed.

What do you think are the strengths and weaknesses of the team this year?

We are definitely more athletic, and the new guys are great. I also think that the coaching staff is one of our strengths — they really let us play the way we want to. The only weakness I see is that it is our first year together and it will take some time for us to really come together and play as a unit.

So far, what have been some of the differences with Coach Stokes as your head coach?

Coach Stokes has a phrase that he is trying to instill in us — “Courage to Compete.” Myself and the rest of the guys are very confident in his game plan, as well as what he is trying to do with us and where he wants to take the program.

What is your most memorable game at Tech?

Last year, when we beat George Washington in Cassell. We hadn't beaten them here since I was a freshman. It was just a good feeling to get revenge on them and get a win at home. It was a great overall team effort.

season and started seven of the Hokies' last 13 games ... Was 5-of-5 from the field on the way to a season-best 11 points against East Tennessee State ... Had his best rebounding game against William & Mary with six ... Scored eight points against UNC Greensboro on 4-of-6 shooting from the field ... Picked up seven points versus Fordham ... Got his first start at Wake Forest and

played a season-high 35 minutes ... Registered a pair of steals against the Demon Deacons ... Played in every game but the Hokies' home meeting with St. Bonaventure ... Averaged 3.1 points and 1.7 rebounds a game.

High School: Lettered four seasons as a forward for Coach Doug Lipscomb at Wheeler High School ... Helped his team to a 57-6 record during his last two

years ... Averaged 19.3 points, 12.1 boards and three blocks during his senior season ... Shot 57 percent from the field and 75 percent from the line ... Poured in 35 points in a game against Marietta in the regional finals ... Earned all-county, all-area, all-state and *Street & Smith* All-America honors ... Scored 27 points in a contest against Pope High as a junior ... Went on

to average 13 points and 13 rebounds per game ... Set the career record for rebounds at the school ... Was invited to Nike's ABCD Camp and was rated among the top 150 prospects in the nation by several scouting services.

Personal: Robert Russell Wheeler ... Born 4/2/78 in Atlanta, GA ... Son of Angela Wheeler and Rob Wheeler ... Is studying business.

Rolan ROBERTS

Forward • 6-6 • 240 • Junior • Woodbridge, Va.




Led the Hokies in blocks, steals, rebounds and rebounds per game ... Named third-team Atlantic 10 All-Conference ... Has emerged as one of the top players in the Atlantic 10 Conference ... An intense and focused player who comes to play each day ... Extremely difficult to defend on the low block ... Possesses outstanding size and strength to gain position inside ... Has worked hard at improving his overall game ... Is quick off the floor ... An excellent shot blocker ... Can defend a much taller opponent ... Has improved

his shooting at the free-throw line ... Is one of the strongest players on the team ... Possesses an excellent touch around the basket using either hand ... Knows how to gain position under the boards ... Absorbs teaching ... Has become an outstanding player at Tech.

1998-99: Named to the Atlantic 10 All-Conference Third Team ... Led the Hokies in blocks (57), steals (38), rebounds (164) and rebounds

per game (5.9) ... Averaged 14.1 points per game, which was the second best on the team ... Was third in the Atlantic 10 with an average of 2.04 blocked shots per game ... Started all 28 games ... Set a Tech sophomore record with 57 blocked shots ... Shot

47.2 percent from the field ... Scored in double figures in 21 games ... Scored 17 points, grabbed nine rebounds and blocked four shots in the



Rolan's Bests

- Points 23 (five times, most recent Rhode Island, 2/10/99)
- FG Attempted 21 vs. William & Mary, 11/14/98
- FG Made 11 vs. Coastal Carolina, 12/23/98
- 3PT FG Attempted 3 (seven times, most recent GW, 2/24/99)
- 3PT FG Made 3 (twice, most recent George Washington, 2/6/99)
- FT Attempted 12 (twice, most recent Rhode Island, 2/10/99)
- FT Made 9 vs. Duquesne, 2/27/99
- Rebounds 12 (twice, most recent UNC Asheville, 12/1/98)
- Assists 4 vs. Duquesne, 2/27/99
- Steals 4 (twice, most recent Xavier, 1/23/99)
- Blocks 7 vs. South Carolina, 12/5/97

season-opening win versus William & Mary ... Had a double-double with 17 points and 10 rebounds at Liberty ... Matched a career best with 23 points and 12 rebounds against UNC Asheville ... Also had 23 points in games against Coastal Carolina, Dayton and Rhode Island ... Hit 11 of 13 shots in the Coastal Carolina game ... Was 7-of-12 from the field, including 3-of-3 from 3-point range, for 22 points in the home win against George Washington ... Had a blocked shot in all but four contests ... Was named Atlantic 10 Player of the Week for the week of Nov. 29 ... Scored 19 points in Tech's A-10 Tournament win against Fordham ... Played a career-high 40 minutes in the overtime victory at Dayton ... Scored 23 points and grabbed 10 boards in that contest ... Averaged 28.0 minutes per contest ... Made 151 field goals, the most on the team.


1997-98: Became the first Tech freshman in 20 years to lead the Hokies in scoring with a 13.6 average ... Set a school record for Tech freshmen with 60 blocked shots ... Also led the team in rebounding (6.4) and field-goal percentage (53.4) ... Second among rookie scorers in the Atlantic 10 Conference ... Garnered a spot on the A-10 All-Rookie team ... An honorable mention selection to *Basketball Weekly's* All-Freshman team ... Brought down a season-high 12 rebounds in his first collegiate game against Tennessee-Martin ... Made his first collegiate start against North Carolina ... Started the last 18 games of the season ... Hit 10 of 16 shots for a season-high 23 points in the overtime win at St. Bonaventure ... Had a season-best seven blocked shots against South Carolina ... Was 9-for-12 from the field on the way to a 20-point outing against Radford ...

Roberts' Statistics

YEAR	G-	GS	FGM-	Att	Pct	3PTM-	Att	Pct	FTM-	Att	Pct	Reb	Avg	A	BK	S	TP	Avg
97-98	27-	19	143-	268	.534	6-	22	.273	74-	128	.578	172	6.4	22	60	16	366	13.6
98-99	28-	28	151-	320	.472	11-	38	.289	83-	160	.519	164	5.9	34	57	38	396	14.1
Total	55-	47	294-	588	.500	17-	60	.283	157-	288	.545	336	6.1	56	117	54	762	13.9

A Talk With

ROLAN



Last year you led the Hokies in blocks, steals and rebounds. How do you plan on improving your game this season?

This year, I need to improve on free-throw shooting because I was very poor last year. I also need to improve on my all-around game and do some different things instead of posting up all the time. Last year, I primarily posted up and it was kind of tough because I am undersized for that.

What have you learned during your first two years at Tech and how can you build off what you have learned for this season?

I learned that patience is very important. I learned not to get upset and to take criticism as positive because it is a good thing. I also learned that I need to stay out of foul trouble and we will win more games.

As a junior with a lot of playing experience, do you see yourself as a role model to some of the younger players on the team?

Yeah, I do. There are a lot of things I accomplished so I guess they look up to me to a certain extent. But they can't look up to me too much because they are competing for playing time, just like I am. I am starting all over this year with the new coach and everything.

What are your goals, both personal and for the team for this season?

My goal for the team is for us to win as many games as possible. My personal goals are to not get in any foul trouble for the entire season and to shoot more than 70 percent from the free-throw line.

What do you believe are some of the strengths and weaknesses of the team for this upcoming season?

I think our biggest weakness is that we are sometimes undersized compared to other teams, but really I don't think that we have any major weakness right now. The way I look at it is, from what the new coaching staff has been telling me, that we are going to move to more up-tempo basketball which is going to work to our advantage. Some of the strengths for our team this year are the new coaches and the new players. With the new players we have a couple more shooters, which is good.

What has been your most memorable game that you have played for Tech?

I would have to say the George Washington game when we beat them here last year. We had never beaten them since I have been here and they went on to win the conference, so that was a real exciting win for us. Plus, I hit two free throws down the stretch.

Recorded 19 points and six blocks against East Tennessee State ... Had 21 points and four blocks in the A-10 Tournament game against UMass ... Registered 20 double-digit scoring performances ... Had a season-high three steals at La Salle ... Made 143 field goals, the most on the team

... Also tallied six 3-pointers ... Averaged 27 minutes per game.

Prep School: Played for Coach Scott Shepperd at Hargrave Military Academy ... Averaged 15.7 points and 10 rebounds a game.

High School: Was named *The Washington Post* Metropolitan Player of the

Year following his senior season at Potomac High ... Played forward and center for Coach Kendall Hayes ... Averaged 14 points, 11 rebounds and 6.5 blocked shots per game his final season when the team posted a 21-2 record ... Helped the team to the Virginia Group AAA Championship as a junior

... Contributed 20 points and 11 boards a contest that season ... Earned all-district, all-region and all-state honors.

Personal: Rolan Roberts ... Born 4/24/78 ... Son of Ray and Bettie Roberts ... Studying housing, interior design and resource management.

14

David WHALEY

Forward • 6-7 • 210 • r-Junior • Sevierville, Tenn.



A redshirt junior who saw a lot of playing time at the end of last season ... Transferred to Tech from the U.S. Naval Academy

... Will see a lot of time at the power forward this season ... Has a good jumper with range to 23 feet ... Possesses athleticism and jumping ability ... Has the ability to be one of the best rebounders on the team ... Runs the floor well ... Plays with enthusiasm ... Needs to continue to improve his defense to play at small forward ... Has benefited from three solid years in the strength and conditioning program.

1998-99:

Averaged 2.4 points and 1.5 rebounds per game as a sophomore ... Saw action in a total of 21 games ... Scored six points and grabbed four rebounds in the home opener against William & Mary ... Missed the

next four contests after breaking his right hand in practice ... Returned for the Wake Forest game ... Scored a career-high 13 points in 12 minutes of action in the home finalé against Duquesne ... Hit five of eight shots and grabbed a career-best five boards in that game ... Played a season-high 16 minutes against Rhode Island ... Netted five points against



Xavier ... Dished out a career-best three assists against George Washington ... Shot 37.7 percent from the field ... Averaged 8.4 minutes per contest.

David's Bests

Points 13 vs. Duquesne, 2/27/99
FG Attempted 8 vs. Duquesne, 2/27/99
FG Made 5 vs. Duquesne, 2/27/99
3PT FG Attempted	... 3 (three times, most recent Duquesne, 2/27/99)
3PT FG Made 2 vs. Rhode Island, 1/22/98
FT Attempted 4 vs. Duquesne, 1/3/98
FT Made 3 vs. Duquesne, 1/3/98
Rebounds 5 vs. Duquesne, 2/27/99
Assists 3 vs. George Washington, 2/6/99
Steals 1 (four times, most recent Duquesne, 2/27/99)
Blocks 1 (four times, most recent George Washington, 2/24/99)

1997-98: Became eligible for the West Virginia contest on Dec. 22 ... Played his first game for Tech against Duquesne ... Scored three points in that game on three free throws ... Saw most of his time at small forward ... Played in a total of nine games ... Went 2-for-2 from 3-point range for a season-best six points at Rhode Island ... Scored five points in the win over Duquesne, hitting 2 of 2 field-goal attempts ... Recorded two points in games against Massachusetts and Fordham ...

Pulled down a season-best three boards in the UMass contest ... Added a block against Virginia ... Averaged 2.0 points and 0.4 rebounds per game.

1996-97: Attended the Naval Academy during the fall semester but did not see action for the Midshipmen ... Transferred to Tech in January ... Practiced with the team during the last half of the season.

Prep School: Attended the Naval Academy Prep School in Newport, RI ... Carried a 21.9-point scoring average ... Also averaged 14 rebounds and three assists per game for Coach Tom Maryott.

High School: Lettered in seven different sports during his four years at Gatlinburg-Pittman High School ... Won four letters as a shooting guard in basketball for coaches Jerry Huskey and Donald Dodgen ... Scored over 40 points in three games his senior year, including a 47-point effort against Knoxville West ... Pulled down 27 rebounds against Seymour High ... Grabbed 20 or more boards in six games ... Reached double-figure

Whaley's Statistics

YEAR	G-	GS	FGM-	Att	Pct	3PTM-	Att	Pct	FTM-	Att	Pct	Reb	Avg	A	BK	S	TP	Avg
97-98	9-	0	6-	11	.545	2-	6	.333	4-	5	.800	4	0.4	1	1	0	18	2.0
98-99	21-	0	20-	53	.377	8-	30	.267	3-	5	.600	31	1.5	10	3	4	51	2.4
Total	30-	0	26-	64	.406	10-	36	.277	7-	10	.700	35	1.2	11	4	4	69	2.3

A Talk With

DAVID

You are one of many upperclassmen this year. How is this year's team different in terms of experience than previous years.

Our team chemistry has really been good this year. Everyone is focused on winning. We all have a positive attitude. I'm excited, I think we'll be good this year.

What would you consider your main role on this year's team?

I'd say I'm going to play a little inside and outside. I'm going to be kind of a utility man this year. If we plan on running as much as we are, we can't play seven players. We're going to be running too much and people will need a rest.

You increased your games played and playing time significantly last season. What do you look to improve on this year to get even more playing time?

I just want to be more consistent. I haven't shot the ball as well as I would have liked to. I think the more playing time I get will give me confidence and that's what a shooter needs. I have perimeter skills and I can shoot the 3-pointer pretty well.

You are now at the halfway point in your career. Looking back, what are your feelings on your first two seasons of play?

I'm at the point now where it's all or nothing. I want to be playing. We are going to win this year — I know we are. If I have to fight, we will.

On a similar note, what are your goals you hope to achieve by the end of your career?

By the end of my career, I just want to be able to say I've played in the NCAA Tournament and I want to win an Atlantic 10 Championship. After college, I would like to play overseas if I can. I am a marketable player because I'm big and I have perimeter skills.

What has been your biggest thrill while playing for Tech?

I think playing for the first time in front of my dad was my biggest thrill here. He came to see me play several times but I didn't get in until about the fifth time. That was the biggest thrill for me because I was the player of the game. It was the Duquesne game last year and that was the first time he got to see me play.



scoring in every game as a senior ... Finished the year averaging 23.5 points and 17.1 rebounds a game ... Was district and region MVP ... Named honorable mention 2A all-state each of

his last three seasons ... Scored 31 points and hit three buzzer-beating shots to keep his team alive in a three-overtime game his sophomore year ... Listed as the No. 13 prospect in


the state by the *Chattanooga Times* ... Finished his career with over 2,300 points and 1,200 rebounds ... Also lettered one year in football, baseball, cross country,

track, golf and tennis ... High jumped 6-4 in track.

Personal: David Houston Whaley ... Born 7/22/77 in Knoxville, TN ... Son of Steve and Judy Whaley ... Majoring in finance.

Dennis MIMS

Forward • 6-9 • 225 • Sophomore • Morganton, N.C.



Made an immediate impact for the Hokies last season as a true freshman ... Played in all but one contest ... Will push for time at the power forward position ... A strong rebounder, especially on offense ... Exceptionally quick for his size ... Runs the floor well ... Good offensive moves around the basket ... Will be used in a variety of ways this season ... Could become a very good shot blocker ... Has a variety of low-post moves ... Needs to become a better free-throw shooter ... Very emotional player who is committed to winning ... Comes from a tremendous high school program ... Was one of the most heralded recruits to sign with Tech in years ... Will have a bright future at Virginia Tech.

1998-99:
 Played in 27 contests as a true freshman ... Did not start any of those contests ...

Saw most of his time at power forward, but also saw time at center ... Averaged 7.4 points per game and 5.0 rebounds per game ... Had nine games in double figures ... Had 41 blocked shots on the year, the second highest on the team ... Finished sixth in the Atlantic 10 with an average of 1.52 blocks per game ... Shot 53.1 percent from the field ... 55 of his 126 rebounds came on the offensive glass ... Posted a double-

Dennis' Bests

Points	17 vs. Coastal Carolina, 12/23/98
FG Attempted	12 vs. St. Joseph's, 1/9/99
FG Made	8 vs. Coastal Carolina, 12/23/98
3PT FG Attempted	0
3PT FG Made	0
FT Attempted	8 vs. Virginia, 1/27/99
FT Made	6 vs. Virginia, 1/27/99
Rebounds	12 vs. Liberty, 11/24/98
Assists	4 vs. Xavier, 1/23/99
Steals	2 (twice, most recent George Washington, 2/6/99)
Blocks	4 vs. East Tennessee State, 11/19/98

double with 12 points and a career-best 12 rebounds at Liberty ... Was named Atlantic 10 Rookie of the Week after that



performance ... Scored a career-best 17 points on 8-of-10 shooting from the field in the win against Coastal Carolina ... Also named A-10 Rookie of the Week after that performance ... Had four blocked shots against East Tennessee State ... Netted 16 points in 29 minutes played at Fordham ... Pulled down 10 rebounds in the victory at Duquesne ... Had at least one blocked shot in all but four games ... Played in

every contest but the West Virginia game ... Averaged 21 minutes per contest.

High School: Played for Coach Terry Rogers at Freedom High ... Averaged 17.5 points, 9.5 rebounds and 4.6 blocks per game his senior year ... Also averaged 1.7 assists and 1.3 steals per game ... Shot almost 60 percent from the field ... Earned all-conference, all-region and all-state honors ... Had 26 points, 14 rebounds, 11 blocks and eight assists against Alexander Central High ... Led his team to the 4A state championship ... Team finished 30-1, including 27 victories in a row ... School was ranked No. 14 in the nation in the final USA Today poll... Averaged 12.9 points, 9.9 rebounds and 4.8 blocked shots per game his junior season ... Team finished the year 24-3 and made the final 16 in the state playoffs.

Personal: Dennis Mims ... Born 10/15/80 in Union, SC ... Son of Rev. Dennis and Mary Mims ... Enrolled in psychology.

Mims' Statistics

YEAR	G-	GS	FGM-	Att	Pct	3PTM-	Att	Pct	FTM-	Att	Pct	Reb	Avg	A	BK	S	TP	Avg
98-99	27-	0	77-	145	.531	0-	0	.000	46-	75	.613	136	5.0	26	41	16	200	7.4

A Talk With

DENNIS

What aspect of your game did you focus on the most this offseason?

I have been concentrating on my outside shooting. I've been working to develop more small forward skills on the court.

How will this year's new style of play change your game?

The new style really fits the whole team well. Hopefully, it will allow us to score more points and win.

Who has had the biggest impact on your life both on and off the court?

After God, it has been my parents. They have always been very supportive of me. I remember them taking me to the YMCA back when I was 8 years old. On the court, I would have to say Tim Duncan. His game and his demeanor on the court are what I admire the most about him.

What was the most memorable moment from your freshman year?


Our come-from-behind win against Fordham. I played well in that game and we came back from 10 points down with two minutes left to win it in overtime.

What goals have you set for yourself and for the team this year?

Personally, I just want to be the best player I can be and help the team out any way I can. As far as our team, I want us to make it to the NCAA Tournament and I think — if we work hard — we can do it.

What do you consider your best qualities or attributes as a player and as an individual?

As a player, I feel like I was blessed to have such quickness for a big guy at 6-9. As an individual, my best quality is that I have always treated people the same way that I wish to be treated.



33

Rodrigo VIEGAS

Forward • 6-5 • 211 • Sophomore • Belo Horizonte, Brazil



Was also a member of the 22-and-under Brazilian National Team ... Team finished in second place to Argentina in the South America Championship the last two years ... Attended Pitagoras High School.

Personal: Rodrigo Viegas ... Born 2/13/79 ... Son of Pedro and Linea Viegas ... Majoring in business.

Rodrigo's Bests

- Points 6 vs. UNC Charlotte, 12/5/98
- FG Attempted 8 vs. Temple, 2/16/99
- FG Made 2 vs. UNC Charlotte, 12/5/98
- 3PT FG Attempted 3 vs. UNC Charlotte, 12/5/98
- 3PT FG Made 2 vs. UNC Charlotte, 12/5/98
- FT Attempted 2 vs. East Tennessee State, 11/19/98
- FT Made 2 vs. East Tennessee State, 11/19/98
- Rebounds 7 vs. Temple, 2/16/99
- Assists 1 (four times, most recent Winthrop, 12/30/98)
- Steals 1 (three times, most recent La Salle, 1/31/99)
- Blocks 1 (three times, most recent Coastal Carolina, 12/23/98)

A small forward who played in 19 games as a true freshman ... Enrolled at Tech just before the start of the fall semester last year ... A good shooter with excellent range ... Has benefited from strong international competition ... Has huge hands and long arms ... Needs to improve his foot quickness ... An above-average athlete who could surprise many this season ... Has the ability to make different shots in the low post ... Has good court demeanor ... Needs to adjust to the American game.

1998-99: Played in a total of 19 games as a true freshman ... Averaged 0.8 points per game and 1.2 rebounds per contest ... Played a season-high 22 minutes against UNC Charlotte ... Hit two 3-pointers in that game for a season-high six points ... Grabbed a season-high seven rebounds against Temple ... All seven of those boards came on the offensive glass ... Averaged 6.7 minutes per contest.

High School: Played for Minas Tennis Club for two seasons ... Averaged 11.2 points and 5.1 rebounds per game in his final season ...



Viegas' Statistics

YEAR	G	GS	FGM-	Att	Pct	3PTM-	Att	Pct	FTM-	Att	Pct	Reb	Avg	A	BK	S	TP	Avg
98-99	19	0	6-	37	.162	2-	16	.125	2-	2	1.00	23	1.2	4	3	3	16	0.8

A Talk With

RODRIGO

What is your favorite thing about Virginia Tech?

I just love the whole campus. The atmosphere here is great. The people are very friendly and make you feel right at home. The variety of people make this a nice place to be.

What opponent are you most looking forward to playing this year?

I try to look at each team the same, not placing more emphasis on one specific game. If I had to choose, I would have to say that I am looking forward to Temple the most.

Is there a professional player you feel you are comparable to, and if so, why?

I don't really have one specific player that I try to model my game after. I have several players that I like, but I try to take a balance of their talent and learn from all of them.

What do you think are some of the strengths and weaknesses of the team for this upcoming year?

I think that we are going to be a very strong team this season. We have great talent at every position. We also have four seniors, which gives us a lot of experience. The freshmen that came in also are very talented.

Is there any one person that encourages you and motivates you to work hard?

I learned the most from Eddie Lucas last season. He worked really hard, every day. He showed me that if you work hard, anything is possible. He gave his all and now he is in the NBA.

How did you get interested in basketball?

I first became interested in basketball through my brother. He was always playing back home in Brazil and watching him play made me want to play.



Clinton McPHERSON

50

Center • 6-9 • 230 • r-Sophomore • Miami, Fla.



A redshirt sophomore who has yet to play in a game for the Hokies ... Missed the entire season last year when he tore the ACL in his right knee in late October ... Has shown progress from his knee injury ... Hopes to find his way into the rotation this season

... Is adjusting well to the college game ... Will contribute as a shot blocker and rebounder ... Great enthusiasm for the game ... Moves well and runs the floor well ... Is still working to develop his offensive game ... Mixes good timing with long arms and good hands ... Has a wide "wingspan" — measuring 93 inches from

fingertip to fingertip with arms extended to the side ... Has benefited from Tech's strength and conditioning program ... Should have a bright future with the Hokies.

1998-99: Missed the entire season when he tore the ACL in his right knee in late October during preseason practice.


1997-98: Practiced with the team while redshirting as a freshman.

High School: Started at center for Coach Joe Dawson at Pace High ... Helped the

team to a 31-4 record and a state 4A championship as a senior ... Averaged 15.2 points and 12.4 rebounds a game ... Also contributed six blocked shots per contest, along with four assists and two steals ... Shot 76 percent from the free-throw line ... Posted 18 points and 13 rebounds in a win over Key West in the first round of the

district playoffs ... Earned all-county recognition ... Scored at a 12-point clip during his junior year ... Averaged 10 rebounds and seven blocks.

Personal: Clinton Lee McPherson III ... Born 7/13/79 in Miami, FL ... Son of Clinton, Jr., and Angelia McPherson ... Studying housing, interior design and resource management.



A Talk With

You sat out all of last season with a knee injury. What have you learned from that experience?

It made me realize that basketball is not everything in this world. I know that someday there will be no basketball and you've got to have something there to fall back on. I learned never to take anything for granted because you never know when it can all be taken away.

What are you looking forward to the most in your first season of play?

I am just looking forward to the opportunity to play and contribute. It is basically a freshman start for me since I sat out all of last year. With our new coach and the new group of players we have, I am very excited about the upcoming season. It is time to turn the Tech program around and I want to be a part of that.

What goals has the team set for itself this year? Do you think these goals are attainable?

I think our main goal is just to improve on last season. I have seen some really good things come about so far. Everyone has been working really hard in the preseason. You can tell that attitudes are different. Everyone is making contributions and pulling for each other. Everyone on the team is really close, like a family. I think if we stay together, we will be in for a very good season.

CLINTON

Tony

DOBBINS

Guard • 6-4 • 180 • Freshman • Mitchellville, Md.



Signed with Virginia Tech during the early signing period ... Will push for time at shooting guard ... Will be counted on for perimeter shooting and scoring with the graduation of last year's leading scorer, Eddie Lucas ... Shoots well off the screen ... Has improved his ballhandling skills ... Needs to get stronger in the weight room ... Is a strong perimeter shooter ... Has good hands and athletic ability ... Carries

a strong work ethic ... Will play a major role for the Hokies this season.

High School: Averaged 26 points, 10 rebounds, six steals and five assists during his senior year at the Maret School ... Three-year starter who went over the 30-point mark 11 times as a senior ... Highlighted his senior season with a quadruple-double in points, rebounds, steals and assists ... Named to the All-Met team by *The Washington Post* ... First-team Mid-Atlantic Conference member ... Ranked among the top 100 prospects in the nation by recruiting analyst Bob Gibbons ... Scored 35 points against Talmudical Academy on 16-of-19 shooting from the floor in an 80-60 win in front of 3,000 fans at American

University ... Netted 41 points in a 75-65 win over Georgetown Prep in the Sleepy

Thompson Tournament ... Had 22 points, 13 rebounds in the season-ending 56-39 win over St. Stephen's ... Earned MVP honors of the Sleepy Thompson Tournament for those

performances ... Led Coach Butch McAdams' Maret squad to a 20-5 finish last year ... Was a captain his senior season ... Averaged 23 points and six rebounds as

a junior ... Was the seventh-leading scorer in the D.C. Metro area ... Was the class president his junior year and also an honor roll student.

Personal: Anthony A. Dobbins ... Born 8/23/81 in Washington, DC ... Son of Joseph and Dollie Dobbins ... Plans to major in biology.

A Talk With

TONY

What were some of the factors in your decision to attend Virginia Tech over other schools?

Academics are the main reason I chose Tech, but I also wanted to play in a conference that will allow my parents to watch me play. I am from Maryland, so Philadelphia, D.C. and even Tech are not too far of a drive for my parents. I also feel that in choosing Tech I will have a good chance to get playing time.

What has been your biggest adjustment since arriving at Tech?

Just having so many things to do and being busy at every point throughout the day. I start at 6 a.m. and usually don't get to sleep until 11 p.m., and that time is filled with things I have to do at every minute of my day.

Who has had the most influence on you in the game of basketball?


Definitely my dad, because he has coached me since I was 5. He has always supported me, telling me to keep my head up and always being there to work with me on different aspects of the game.

What did you work on the most in preparation for the upcoming season?

I really worked on my jump shot a lot and also worked hard in the weight room to get stronger.

How do you feel about Tech joining the Big East in 2001?

I am really excited about the chance to play in the Big East Conference. I had season tickets to Georgetown games, so I can't wait for the opportunity to play them. I am glad that we have two years to prepare for it, but right now, we need to concentrate on the Atlantic 10 Conference.



Brian FELTS

Forward/Guard • 6-4 • 175 • Freshman • Knoxville, Tenn.



Comes to Tech from Knoxville, TN ... Signed with the Hokies during the early signing period ... Will see a lot of time at small forward as a true freshman ... Can also play at the shooting guard position ... Outstanding student in the classroom ... Has tremendous athletic ability ... A good perimeter

shooter who also can post up inside ... Will benefit from Tech's strength and conditioning program ... Has a nice shooting touch from the outside ... Has good ballhandling skills ... Should have a bright future at Tech.

High School: Played scholastically at Austin-East High School ... Played for coach Charles Mitchell ... Averaged 21.3 points and seven rebounds per game as a senior ... Scored 50 points in one game, hitting 12 of 16 3-pointers ... A three-time all-east, all-district and all-state selection ... Was a two-time

selection to the state all-tournament team ... Led his team to a runner-up finish in the Tennessee AA state playoffs his senior season ... Was tabbed an adidas All-American ... Named the Knoxville City Player of the Year ... Was a finalist for the Tennessee Mr. Basketball award ... A two-time selection to the Tennessee all-star team ... Two-time MVP of his high school team ... Earned four letters at forward ... Garnered *Street and Smith's* honorable mention All-

America honors as a junior ... Averaged 21.3 points, 7.0 rebounds, 2.8 assists and 2.0 steals per game as a junior ... Team reached the final eight in the state of Tennessee during his junior year ... Had his No. 33 jersey retired at the end of his senior season ... Named to the Austin-East Achievers Honors Society.

Personal: Brian Allen Felts ... Born 5/28/81 in Atlanta, GA ... Son of Patricia M. Felts ... Plans to study biology.



A Talk With

BRIAN

What made you decide to come to Virginia Tech?

The school itself was the first thing that appealed to me. Getting an education is my first priority. Also, Coach Marsh had a really big influence on my decision to come to Tech to play basketball. He recruited me hard and made me feel good about myself.

What are your personal goals for this season?

My personal goal for this season is to come in and really contribute to the team. I just want to play my best when I come off the bench and help the team win the Atlantic 10 Championship and maybe get back to the Big Dance again. I would also like to get stronger in the weight room this year.

What has been the biggest adjustment for you on and off the court this season?

Off the court, my biggest adjustment has been time management and getting to class. It is hard not having someone to wake you up and make you go to class. On the court, it has been hard to adjust to the higher level of intensity. But with time, I will adjust and be ready to be competitive.

Drew SMITH

23

Guard • 6-3 • 190 • Freshman • Beckley, W.Va.



Joined the Hokies as a walk-on at the beginning of the fall semester ... Comes to Tech from Woodrow Wilson High School, one of the top AAA programs in the state of West Virginia ... Will look to see time at shooting guard for the Hokies ... Could see time at point guard ... Has a good outside shooting touch ... Has quick hands and feet ...

Can penetrate and dish out the ball ... Runs the floor well ... Plays with enthusiasm ... Is left-handed ... An outstanding student in the classroom.

High School: Played high school basketball for Woodrow Wilson High School in Beckley, WV ... Was a three-year letterwinner for coach Dave Barksdale ... Earned AAA all-state honors as a junior and senior ... Averaged 20.4 points and 10.2 rebounds as a senior ... Guided his team to the AAA state championship his sophomore and junior seasons ... Led Woodrow Wilson to the state semifinals last year ... Was a

McDonald's All-American nominee ... Tabbed a *Street and Smith's* honorable mention All-American as a senior ... Lists his performance in the West Virginia state quarterfinals when he stole the ball with eight seconds left and scored to force an overtime win as his greatest basketball moment ...

Was a part of six AAU state championships ... A member of the National Honor Society.

Personal: Andrew Smith ... Born 9/1/80 in Beckley, WV ... Son of Danny and Linda Kay Smith ... Father was a three-year letterman in football at West Virginia University ... Plans to major in biology.



A Talk With

DREW

College basketball is certainly a big transition. What did you do to prepare to play at the NCAA Division I level?

I worked out all summer, ran to get in shape and worked on my game because I knew it would be tough coming into college, especially at a big-time Division I school. I just prepared myself the best I could. This summer was my last chance to get ready before I came to college, so I put in a few more hours a week and it seemed to pay off.

Even though it is new to you, how has the strength and conditioning program affected your game? What do you see it bringing you in the long run?

I think strength is a key thing during college basketball. I've worked hard on the weights, but I'm no where near where I need to be. But I can already tell in the first six weeks that it is helping a lot. With the conditioning part of it, I am probably in the best shape of my life. So that's going to help me in the long run

Why did you select Virginia Tech, and is it what you expected this school and college in general to be?

I selected Virginia Tech because it's a good school. My plans are to go to medical school and hopefully become a doctor and I knew this is a good academic school. All the coaches are really nice guys and they want to turn this program around. I just want to be part of it. Another reason is that it's only an hour and a half from home. I am enjoying it so far and it's been everything I expected.

Jon SMITH

Forward/Center • 6-8 • 220 • Freshman • Dunbar, W. Va.



Another talented recruit who signed with Tech during the early signing period ... Will look to see time at power forward and at center ... A strong rebounder on the boards ... Is very athletic with a well-proportioned body ... Has

benefited from playing in team camps across the country ... Runs the floor well for his size ... Can shoot the ball from the outside ... Has good moves around the basket ... Has the potential to be an outstanding college player ... Will be used in a variety of ways this season.

High School: Played high school basketball at South Charleston High School in Charleston, WV ... Competed for one of the top AAA programs in the state of West Virginia ... A three-year starter at center for coach Robert Dawson ... Averaged 12 points and 10 rebounds as a senior ... Earned AAA all-state

honorable mention honors during his sophomore, junior and senior seasons ... Rated among the top 250 recruits in the country by recruiting analyst Bob Gibbons ... Averaged 11 points and 10 rebounds as a junior ... Had 21 points, 11 rebounds, four blocks in the West Virginia vs. Ohio All-Star Classic ... Was named the MVP of the game ... Broke a backboard on a slam dunk in a high school game last January.

Personal: Larry Jonathan Smith ... Born 8/25/81 in Salisbury, MD ... Son of Larry and Louvenia Smith ... Enrolled in university studies.



A Talk With

JON

What made you decide to come to Tech?

It was a combination of the players and the coaches. Everyone here was genuine and really made me feel wanted. Plus, it is very close to my home.

What has been the most difficult transition from high school to college?

A combination of the classes and the competition. I was always one of the biggest guys back home, but at this level, everybody is bigger and stronger and it's a much quicker game.

Who has had the biggest influence on your game since you've been here?

Rolan Roberts. He has been a huge help since day one. He always pushes me to work harder and demand more from myself. He has also taught me a lot of moves down in the post.

Keith WILLIS

24

Forward • 6-6 • 220 • Freshman • Norfolk, Va.



Signed to play football at Tech, but is expected to join the basketball team at the conclusion of football season ... Most of his time will come at small forward, but will play


some at power forward ... Shoots the ball well from the perimeter ... Needs to use his size inside ... A great all-around athlete ... Runs the floor well ... Has huge hands and long arms ... Should have a bright future at Tech in both football and basketball.

High School: A three-time all-district and All-Tidewater pick in hoops ... Also gained all-region honors

as a junior and senior at Norview High School ... Averaged 27 points and 12.7 rebounds a game as a forward his senior season ... Finished his career with over 1,000 points and was a first-team AAA all-state pick ... Averaged 21 points and 11 rebounds per game as a junior ... Netted 14 points and 10 rebounds per game as a sophomore ... Played for coach Carleton Nelson ... A prep All-American in football ... Listed as the No. 7 tight

end in the nation by *SuperPrep* ... Named the No. 1 tight end in the ACC Region by *PrepStar* ... A two-time all-district, all-region and all-state Group AAA choice at tight end for Coach Carleton Thomas ... A two-year captain in basketball and a one-year captain in football ... Also competed in track.

Personal: Keith Tyrone Willis ... Born 12/14/80 in Oceanside, CA ... Son of Keith and Mara Willis ... Enrolled in university studies.



A Talk With

KEITH

What adjustments do you have to make in order to play both football and basketball?

Academically, there aren't many adjustments that I need to make. The biggest adjustment will be physically. I am going to have to lose some weight and get my basketball muscles back in shape. Mentally, I am going to have to start thinking more along basketball lines.

How would you describe yourself off the court?

I think that I am easy to talk to. I try to get along with everyone and keep a smile on everyone's face. I am willing to help anyone out, whether academically or athletically. I try to be as nice to everyone as I would want them to be to me.

What are your goals for this basketball season?

My goal is to be an eventual starter. I want to be able to help the Tech team on defense and rebounding. Basically, I want to help the team win games.

What do you like most about Tech?

I like the atmosphere and the people. The social climate is awesome. I also liked the fact that Tech was willing to allow me to play both football and basketball.

The Atlantic 10 Conference



While Tech's first three year's in the Atlantic 10 conference were productive, the fourth proved to be the best overall. Led by eight teams winning either the regular season or tournament championships, the Virginia Tech athletics program

captured the 1998-99 Atlantic 10 Commissioner's Cup.

The institutions of the Atlantic 10 Conference look to the 21st century with a confidence unparalleled in the 24-year history of the league. Atlantic 10 institutions have been at the

forefront of meeting head-on the vast changes facing intercollegiate athletics. Whether through NCAA legislation or through sheer action, Atlantic 10 institutions are proud of what they have collectively accomplished.

The foundation of the Atlantic 10 Conference's ascension to national prominence is solidified with an unwavering dedication to providing a broad-based, competitive athletic environment without sacrificing the high ideals of scholarship and sportsmanship. The University of Dayton, Duquesne University, Fordham University, The George Washington University, La Salle University, University of Massachusetts, University of Rhode Island, St. Bonaventure University, St. Joseph's University, Temple University, Virginia Tech, and Xavier University offer a rich blend of proud academic and athletic traditions to form an impressive athletic alliance.

On June 14, 1994, Linda Bruno was officially introduced as the Atlantic 10's fourth commissioner. As commissioner, Bruno has strengthened the Atlantic 10's membership with the additions of Dayton, Fordham, La Salle, and Virginia Tech, thus assuring the Conference's future. Bruno also negotiated a six-year television deal with ESPN — the most

lucrative and broad-based package in league history — which translates into the greatest amount of exposure ever for the Atlantic 10's athletic programs. She relocated the league office to Philadelphia, placing it in the center of the Atlantic 10's geographic footprint. Under her leadership the Atlantic 10 has increased its championship schedule to 22 sports with the additions of women's rowing, men's and women's outdoor track & field, and women's lacrosse, which began this year. Bruno also spearheaded the league's entrance into Division I football with the formation of the Atlantic 10 Football Conference in 1997. In addition, in an effort to recognize the athletic and academic achievements of all student-athletes, Bruno instituted the Commissioner's Honor Roll, which cites every Atlantic 10 student-athlete with a 3.0 gpa or better.

The Atlantic 10 Conference will crown champions in 22 sports this season: baseball, men's and women's basketball, men's and women's cross country, field hockey, men's golf, women's gymnastics, women's lacrosse, men's and women's indoor and outdoor track & field, women's rowing, men's and women's soccer, softball, men's and women's swimming & diving, men's and women's tennis and women's volleyball.

Hanes-Atlantic 10

Commissioner's Cup

The Virginia Tech men's programs won the Hanes-Atlantic 10 Conference Commissioner's Cup for the third consecutive year, helping the Hokies' program as a whole win the 1998-99 Hanes-Atlantic 10 Commissioner's Cup for the first time. The Tech women's programs finished second.

The men scored 78.0 points and the women finished with 87.5 points. The men won championships in baseball, tennis, indoor and outdoor track while the women took home titles in basketball, swimming & diving, tennis, lacrosse and indoor track.

For the last seven years, the Atlantic 10 has honored the best all-round athletic programs in the Conference by awarding the Hanes-Atlantic 10 Commissioner's Cup.

In each of the Atlantic 10's 22 championship sports, points are awarded in descending order of finish, equal to the number of teams participating in the championship. Regular season standings are used in those sports in which a round-robin schedule is utilized: baseball, men's and women's basketball, field hockey, lacrosse, men's and women's soccer, softball, and women's volleyball.

Below are the 1998-99 Atlantic 10 Commissioner's Cup standings:

Hanes-Atlantic 10 Commissioner's Cup Final Standings

Team	Overall	Men	Women
1. Virginia Tech	165.5	78.0	87.5
2. Massachusetts	155.0	54.0	101.0
3. Rhode Island	122.5	62.5	60.0
4. George Washington	113.0	52.5	60.5
5. Temple	99.5	50.0	49.5
6. Dayton	99.0	38.0	61.0
7. St. Joseph's	87.0	29.5	57.5
8. Xavier	85.0	42.5	42.5
9. La Salle	79.0	37.5	41.5
10. Fordham	72.5	36.0	36.5
11. Duquesne	67.0	27.0	40.0
12. St. Bonaventure	57.0	37.5	19.5

Individual category leaders in **BOLD**

Atlantic 10 Conference 1998-99 Standings

East Division	W	L	Pct.	Home	Away	Div.	W	L	Pct.	Home	Away	Neu.	Last 5	Streak
1. Temple (NCAA)	13	3	.813	8-0	5-3	8-2	24	11	.686	11-1	6-7	7-3	3-2	L-1
2. Rhode Island (NCAA)	10	6	.625	5-3	5-3	6-4	20	13	.606	9-5	6-6	5-2	3-2	L-1
3. Massachusetts	9	7	.562	6-2	3-5	5-5	14	16	.467	9-5	3-10	2-1	3-2	L-1
4. St. Bonaventure	8	8	.500	5-3	3-4	4-6	14	15	.483	8-4	5-8	1-3	2-3	L-2
5. Fordham	5	11	.313	3-4	1-7	4-6	12	15	.444	7-4	2-8	3-3	2-3	L-1
St. Joseph's	5	11	.313	4-4	1-6	3-7	12	18	.400	7-4	2-8	3-6	3-2	L-1
West Division														
1. G. Washington (NCAA)	13	3	.813	8-0	5-3	8-2	20	9	.690	12-0	7-5	1-4	3-2	L-2
2. Xavier (NIT)	12	4	.750	8-0	4-4	7-3	25	11	.694	15-1	6-6	4-4	4-1	W-1
3. La Salle	8	8	.500	6-1	1-7	5-5	13	15	.464	9-2	1-10	3-3	3-2	L-1
4. Virginia Tech	7	9	.438	4-4	3-5	6-4	13	15	.464	8-6	4-7	1-2	3-2	L-1
5. Dayton	5	11	.313	4-4	1-7	3-7	11	17	.393	9-6	1-9	0-1	1-4	L-1
6. Duquesne	1	15	.063	1-7	0-8	1-9	5	23	.179	4-9	1-11	0-3	1-4	L-3

A-10 Teams and Honors

First-Team

Player	Pos.	Cl.	Ht.	PPG	RPG	AST
Lenny Brown, XU	G	Sr.	6-2	18.1	3.6	100
Lamar Odom, URI	F	So.	6-10	17.6	9.4	122
James Posey, XU	F	Sr.	6-8	16.9	8.9	84
Shawnta Rogers, GW	G	Sr.	5-4	20.7	4.0	196
Pepe Sanchez, TU	G	Jr.	6-4	8.2	5.2	192

Second-Team

Lamont Barnes, TU	F	Jr.	6-10	12.9	6.7	24
Donnie Carr, LAS	G	Jr.	6-3	18.7	4.6	138
Monty Mack, UM	G	Jr.	6-3	18.1	4.1	53
Yegor Mescheriakov, GW	F	Sr.	6-8	17.6	6.8	61
Bevon Robin, FOR	G	So.	6-3	17.0	3.6	96

Third-Team

Mark Ashman, UD	C	Jr.	6-10	15.2	5.8	16
Eddie Lucas, VT	G	Sr.	6-6	14.9	4.2	42
Antonio Reynolds-Dean, URI	F	Sr.	6-7	13.2	6.6	86
Rolan Roberts, VT	F	So.	6-6	14.1	5.9	34
K'Zell Wesson, LAS	C	Sr.	6-7	15.6	10.8	39
Tim Winn, SBU	G	Jr.	5-10	13.0	4.3	130

All-Rookie Team

Mark Karcher, TU	F	So.	6-5	13.4	5.8	78
Lamar Odom, URI	F	So.	6-10	17.6	9.4	122
Lloyd Price, XU	G/F	Fr.	6-5	8.7	4.1	42
Damian Reid, SJU	C	Fr.	6-9	9.4	7.8	14
Wayne Smith, DUQ	F	Fr.	6-7	16.6	6.2	57

All-Defensive Team

Mike Babul, UM	F	Jr.	6-6	5.2	3.7	55
Lamont Barnes, TU	F	Jr.	6-10	12.9	6.7	24
Caswell Cyrus, SBU	C	Jr.	6-9	12.4	6.9	17
James Posey, XU	F	Sr.	6-8	16.9	8.9	84
Shawnta Rogers, GW	G	Sr.	5-4	20.7	4.0	196
Pepe Sanchez, TU	G	Jr.	6-4	8.2	5.2	192

All-Academic Team

Player	Pos.	Cl.	GPA	Major
Mike Babul, UM	F	Jr.	3.18	Sport Mgmt.
Yegor Mescheriakov, GW	F	Sr.	3.56	Sport Mgmt.
Alejandro Olivares, FOR	F	So.	3.13	Bus. Admin.
Pepe Sanchez, TU	G	Jr.	3.25	History
Peter Van Paassen, SBU	F/C	So.	3.19	Journalism

Player of the Year: Shawnta Rogers, George Washington

Rookie of the Year: Lamar Odom, Rhode Island

Sixth Man Award: Quincy Wadley, Temple

Defensive Player of the Year: James Posey, Xavier

Chris Daniels Award: Alejandro Olivares, Fordham

Coach of the Year: Nick Macarchuk, Fordham

Date	Player of the Week	Rookie of the Week
11/15	Lamont Barnes (TU)	Lamar Odom (URI)
11/22	Pepe Sanchez (TU)	Wayne Smith (DUQ)
11/29	Rolan Roberts (VT)	Dennis Mims (VT)
12/6	Shawnta Rogers (GW)	Lamar Odom (URI)
12/13	Donnie Carr (LAS)	Lamar Odom (URI)
	Yegor Mescheriakov (GW)	Damian Reed (SJU)
12/20	Tim Winn (SBU)	Mark Karcher (TU)
12/27	Shawnta Rogers (GW)	Dennis Mims (VT)
1/3	Mike King (GW)	Lamar Odom (URI)
	Alejandro Olivares (FOR)	
1/10	Lenny Brown (XU)	Mark Karcher (TU)
1/17	Shawnta Rogers (GW)	Lamar Odom (URI)
	Pepe Sanchez (TU)	
1/24	Lenny Brown (XU)	Lamar Odom (URI)
	Donnie Carr (LAS)	
1/31	Bevon Robin (FOR)	Lamar Odom (URI)
2/7	Donnie Carr (LAS)	Lamar Odom (URI)
	Eddie Lucas (VT)	
2/14	Monty Mack (UM)	Lamar Odom (URI)
	Shawnta Rogers (GW)	
2/21	Chris Kirkland (UM)	Wayne Smith (DUQ)
	James Posey (XU)	
2/28	Donnie Carr (LAS)	Lamar Odom (URI)
	Yegor Mescheriakov (GW)	
	James Posey (XU)	

Atlantic 10 Conference Overall 98-99 Statistics

Scoring

Player-Team	G	FG	3FG	FT	Pts	Avg/G
1. Shawnta Rogers-GW	29	195	86	125	601	20.7
2. Donnie Carr-LAS	28	175	71	103	524	18.7
3. Lenny Brown-XU	36	229	104	91	653	18.1
4. Monty Mack-UM	30	200	86	56	542	18.1
5. Lamar Odom-URI	32	203	33	125	564	17.6
6. Yegor Mescheriakov-GW	29	186	22	117	511	17.6
7. Bevon Robin-FOR	27	145	51	119	460	17.0
16. Eddie Lucas-VT	28	143	79	53	418	14.9
19. Rolan Roberts-VT	28	151	11	83	396	14.1

Rebounding

Player-Team	G	OFF	DEF	TOT	Avg/G
1. K'Zell Wesson-LAS	28	113	188	301	10.8
2. Lamar Odom-URI	32	82	220	302	9.4
3. James Posey-XU	36	108	214	322	8.9
4. Andre Howard-SJU	30	97	154	251	8.4
5. Lari Ketner-UM	29	70	172	242	8.3
6. Damian Reid-SJU	29	101	125	226	7.8
7. Caswell Cyrus-SBU	28	75	118	193	6.9
8. Yegor Mescheriakov-GW	29	82	114	196	6.8
15. Rolan Roberts-VT	28	69	95	164	5.9

Field Goal Percentage (Min. 5.0 made per game)

Player-Team	G	FG	FGA	Pct
1. Lamont Barnes-TU	35	175	320	.547
2. K'Zell Wesson-LAS	28	167	335	.499
3. James Posey-XU	36	191	391	.488
4. Lamar Odom-URI	32	203	421	.482
5. Caswell Cyrus-SBU	28	140	291	.481
6. Alejandro Olivares-FOR	27	146	306	.477
7. Victor Thomas-LAS	28	142	298	.477
8. Rolan Roberts-VT	28	151	320	.472

Assists

Player-Team	G	Assists	Avg/G
1. Shawnta Rogers-GW	29	196	6.76
2. Pepe Sanchez-TU	33	192	5.82
3. Tim Winn-SBU	23	130	5.65
4. Donnie Carr-LAS	28	138	4.93
5. Edwin Young-UD	28	122	4.36
6. Preston Murphy-URI	31	132	4.26
7. Brendan Dunlop-VT	28	111	3.96
8. Courtney Wallace-DUQ	28	110	3.93
9. Lamar Odom-URI	32	122	3.81

Free Throw Percentage (Min. 2.5 made per game)

Player-Team	G	FTM	FTA	Pct
1. Shawnta Rogers-GW	29	125	144	.868
2. Bevon Robin-FOR	27	119	142	.838
3. Tim Winn-SBU	23	63	76	.829
4. James Posey-XU	36	179	220	.814
5. Lenny Brown-XU	36	91	114	.798
6. Rasheed Borkenborough-TU	35	90	113	.796
7. Mark Ashman-UD	28	126	159	.792
9. Brendan Dunlop-VT	28	70	92	.761

3-Point FG Percentage (Min. 1.5 made per game)

Player-Team	G	3FG	FGA	Pct
1. Eddie Lucas-VT	28	79	182	.434
2. Victor Thomas-LAS	28	64	152	.421
3. Lenny Brown-XU	36	104	263	.395
4. N'aim Crenshaw-SJU	30	47	123	.379
5. Coby Turner-UD	28	51	136	.375
6. Monty Mack-UM	30	86	232	.371
7. Shawnta Rogers-GW	29	86	238	.361
8. Quincy Wadley-TU	32	57	158	.361
9. Jason Harris-FOR	27	67	186	.360
10. Preston Murphy-URI	31	55	153	.359

Blocked Shots

Player-Team	G	Blocks	Avg/G
1. Caswell Cyrus-SBU	28	84	3.00
2. Lari Ketner-UM	29	64	2.21
3. Rolan Roberts-VT	28	57	2.04
4. Kevin Lyde-TU	34	54	1.59
5. Lamar Odom-URI	32	49	1.53
6. Dennis Mims-VT	27	41	1.52
7. K'Zell Wesson-LAS	28	40	1.43
8. Yegor Mescheriakov-GW	29	40	1.43

Scoring Offense

Team	G	W-L	Pts	Avg/G
1. George Washington	29	20-9	2305	79.5
2. Xavier	36	25-11	2783	77.3
3. La Salle	28	13-15	2023	72.3
4. Rhode Island	33	20-13	2375	72.0
5. Dayton	28	11-17	1900	67.9
6. Temple	35	24-11	2331	66.6
7. Fordham	27	12-15	1784	66.1
8. St. Joseph's	30	12-18	1981	66.0
9. Virginia Tech	28	13-15	1829	65.3

Scoring Defense

Team	G	Pts	Avg/G
1. Temple	35	2048	58.5
2. Massachusetts	30	1916	63.9
3. St. Bonaventure	29	1890	65.2
4. Virginia Tech	28	1850	66.1
5. St. Joseph's	30	2028	67.6
6. Rhode Island	33	2245	68.0
7. Dayton	28	1906	68.1
8. Xavier	36	2457	68.3

Field Goal Percentages

Team	G	FG	FGA	Pct
1. Rhode Island	33	881	1911	.461
2. Xavier	36	926	2080	.445
3. Virginia Tech	28	667	1558	.428
4. La Salle	28	704	1659	.424
5. Massachusetts	30	712	1691	.421
6. Temple	35	821	1985	.414
7. George Washington	29	801	1941	.413
8. St. Bonaventure	29	684	1675	.408

Field Goal Percentage Defense

Team	G	FG	FGA	Pct
1. Temple	35	698	1812	.385
2. Massachusetts	30	662	1687	.392
3. Rhode Island	33	804	2048	.393
4. Virginia Tech	28	633	1525	.415
5. Xavier	36	870	2041	.426
6. St. Bonaventure	29	670	1570	.427
7. La Salle	28	779	1824	.427
8. St. Joseph's	30	708	1647	.430

Blocked Shots

Team	G	Blocks	Avg/G
1. Virginia Tech	28	155	5.54
2. Massachusetts	30	161	5.37
3. St. Bonaventure	29	135	4.66
4. Rhode Island	33	152	4.61
5. La Salle	28	118	4.21
6. Xavier	36	141	3.92
7. St. Joseph's	30	116	3.87
8. Duquesne	28	108	3.86

Meet the Opponents



Tech's Russ Wheeler and his Hokie teammates tangle with some of the country's best college teams.

William & Mary


Monday, November 22, 1999
Williamsburg, Va.

General Information

LOCATION: Williamsburg, Va. 23187
ENROLLMENT: 5,500
PRESIDENT: Timothy J. Sullivan (W&M/1966)
ATHLETIC DIRECTOR: Terry Driscoll (Boston College/1969)
NICKNAME: Tribe
COLORS: Green, Gold and Silver
HOME COURT (CAP.): William and Mary Hall (8,600)
CONFERENCE: Colonial Athletic Association



Charlie Woollum



Jim Moran

Coaches/Team

HEAD COACH: Charlie Woollum (William & Mary/1962)
RECORD AT SCHOOL: 58-77 (5 years)
OVERALL RECORD: 376-288 (23 years)
ASSISTANTS: Mark Lezanic (Bucknell/1986), Bobby Woollum (Bucknell/1989), Kihlon Golden (Bucknell/1990)
BASKETBALL OFFICE PHONE: 757-221-3400
BEST TIME TO REACH COACH: Through SID 1998-99 RECORD [overall, conference (finish)]: 8-19/3-13 (8th)
LETTERWINNERS RETURNING/LOST: 11/4
STARTERS RETURNING/LOST: 3/2
TOP RETURNING LETTERWINNERS: Jim Moran (G, Jr.), Tom Strohhenn (F, So.), Mit Winter (F/G, Jr.)
TOP NEWCOMERS: Adam Duggins (C, Fr.), Alex English (G, Fr.), Mike Johnson (F, So.)

Media Information

SPORTS INFORMATION BASKETBALL CONTACT: Brian Miller
OFFICE PHONE: 757-221-3368
FAX PHONE: 757-221-3412
HOME PHONE: 757-565-7944
PRESS ROW PHONE: 757-221-3348

1999-00 Schedule

Nov. 20 WASHINGTON COLLEGE
Nov. 22 VIRGINIA TECH
Nov. 26-28 at United Airlines
Tip-off Classic
Dec. 1 at UNC Wilmington
Dec. 4 HAMPTON
Dec. 20 WOFFORD
Dec. 22 CAMPBELL
Dec. 29 at Vanderbilt
Jan. 2 at Duke
Jan. 5 GEORGE MASON
Jan. 8 at East Carolina
Jan. 10 at Winthrop
Jan. 12 at Va. Commonwealth
Jan. 15 at Richmond
Jan. 19 JAMES MADISON
Jan. 22 OLD DOMINION
Jan. 26 at American
Jan. 29 at George Mason
Jan. 31 at Navy
Feb. 5 VIRGINIA
COMMONWEALTH
Feb. 9 EAST CAROLINA
Feb. 12 at Old Dominion
Feb. 16 at James Madison
Feb. 19 RICHMOND
Feb. 23 UNC WILMINGTON
Feb. 26 AMERICAN

1998-99 Results

50-59 L at Virginia Tech
67-79 L FURMAN
78-49 W ALBRIGHT
57-75 L at Wake Forest
83-62 W at Hampton
69-55 W at UNC Greensboro
59-62 L at The Citadel
56-55 W RICHMOND
58-70 L vs. Santa Clara
101-69 W vs. Elon
79-74 W UNC GREENSBORO
67-78 L at George Mason
64-72 L UNC WILMINGTON
64-75 L at American
69-66 W EAST CAROLINA
59-75 L at James Madison
50-65 L OLD DOMINION
69-88 L at Virginia Commonwealth
65-68 L AMERICAN
56-61 L at East Carolina
48-56 L at UNC Wilmington
67-83 L VIRGINIA COMMONWEALTH
70-82 L GEORGE MASON
48-70 L at Old Dominion
67-61 W JAMES MADISON
65-82 L at Richmond
57-61 L vs. American

UNC Asheville

Monday, November 29, 1999
Asheville, N.C.



General Information

LOCATION: Asheville, N.C. 28804
ENROLLMENT: 3,200
CHANCELLOR: Dr. James Mullen (Holy Cross/1980)
ATHLETIC DIRECTOR: Tom Hunnicutt (Western Carolina/1963)
NICKNAME: Bulldogs
COLORS: Royal Blue and White
HOME COURTS (CAPACITY): Justice Center (1,580) & Asheville Civic Center (6,500)
CONFERENCE: Big South



Eddie Biedenbach



Ben Ezell

Coaches/Team

HEAD COACH: Eddie Biedenbach (N.C. State/1968)
RECORD AT SCHOOL: 48-37 (3 years)
OVERALL RECORD: 77-88 (6 years)
ASSISTANTS: Pat Bryant (West Georgia/1984), Ryan Odom (Hampden-Sydney/1996), Mike Matthews (UNC Asheville/1999)
BASKETBALL OFFICE PHONE: 828-251-6826
BEST TIME TO REACH COACH: Through SID 1998-99 RECORD [overall, conference (finish)]: 11-18/5-5 (3rd)
LETTERWINNERS RETURNING/LOST: 7/6
STARTERS RETURNING/LOST: 2/3
TOP RETURNING LETTERWINNERS: Ben Ezell (F, Jr.), Adam Earnhardt (C, Jr.), Matt Osikowicz (F, Sr.), John Risinger (G/F, Jr.)
TOP NEWCOMERS: Brandon Carter (G, Fr.), Ben McGonagil (C, Fr.)

Media Information

SPORTS INFORMATION BASKETBALL CONTACT: Mike Gore
OFFICE PHONE: 828-251-6923
FAX PHONE: 828-251-6386
HOME PHONE: 828-299-1320
PRESS ROW PHONE: 828-251-6992

1999-00 Schedule

Nov. 19 at Missouri
Nov. 21 at Saint Louis
Nov. 24 at Tennessee
Nov. 27 at Tennessee Tech
Nov. 29 VIRGINIA TECH
Dec. 1 at Western Carolina
Dec. 4 at Connecticut
Dec. 7 at Kentucky
Dec. 12 at North Carolina State
Dec. 18 EAST TENN. STATE
Dec. 28 at Marshall
Jan. 2 MERCER
Jan. 6 MONTREAT
Jan. 12 CHARLESTON SOUTHERN
Jan. 15 at Liberty
Jan. 19 at Radford
Jan. 22 ELON COLLEGE
Jan. 24 at High Point
Jan. 29 WINTHROP
Feb. 2 at Coastal Carolina
Feb. 5 RADFORD
Feb. 9 LIBERTY
Feb. 12 at Elon College
Feb. 16 HIGH POINT
Feb. 19 COASTAL CAROLINA
Feb. 23 at Charleston Southern
Feb. 26 at Winthrop

1998-99 Results

64-101 L at Purdue
50-105 L at St. John's
88-74 W TENNESSEE TECH
76-83 L at Virginia Tech
60-91 L at Auburn
71-78 L at East Tennessee State
64-73 L at Clemson
59-64 L at Mercer
82-91 L MARSHALL
68-75 L at Campbell
39-64 L at Michigan State
67-101 L at Texas Christian
75-63 W MONTREAT
77-72 W at Liberty
79-70 W at Radford
72-63 W at Elon College
89-78 W HIGH POINT
94-67 W COASTAL CAROLINA
71-80 L at Charleston Southern
79-86 L WINTHROP (OT)
94-101 L RADFORD (OT)
69-66 W at High Point
72-73 L ELON COLLEGE
81-77 W CHARLESTON SOUTHERN
73-81 L at Coastal Carolina
89-86 W LIBERTY (OT)
57-61 L at Winthrop
106-98 W vs. Liberty
79-92 L vs. Radford

E. Tennessee State

Thursday, December 2, 1999
Johnson City, Tenn.

General Information

LOCATION: Johnson City, Tenn. 37614
ENROLLMENT: 11,929
PRESIDENT: Dr. Paul E. Stanton (Emory/1965)
ATHLETIC DIRECTOR: Frank Pergolizzi (Williams College/1978)
NICKNAME: Buccaneers
COLORS: Navy Blue and Old Gold
HOME COURT (CAP.): Memorial Center (13,000)
CONFERENCE: Southern Conference

Coaches/Team

HEAD COACH: Ed DeChellis (Penn State/1982)
RECORD AT SCHOOL: 35-46 (3 years)
OVERALL RECORD: 35-46 (3 years)
ASSISTANTS: Jerry Pelphrey (ETSU/1994), Dave Siepert (Muhlenburg/1986), Hilliards Scott (Roanoke College/1994)
BASKETBALL OFFICE PHONE: 423-439-4207
BEST TIME TO REACH COACH: Through SID
1998-99 RECORD [overall, conference]: 17-11/9-7
LETTERWINNERS RETURNING/LOST: 9/4
STARTERS RETURNING/LOST: 2/3
TOP RETURNING LETTERWINNERS: D.J. McDuffie (G, Jr.), Leo Murray (F, Sr.)
TOP NEWCOMERS: Deon Daniels (G, Jr.), Renaldo Johnson (F, Jr.)

Media Information

SPORTS INFORMATION BASKETBALL CONTACT: David Lang
OFFICE PHONE: 423-439-4200
FAX PHONE: 423-439-6138
HOME PHONE: 423-232-5933
PRESS ROW PHONE: 423-439-5329

1999-00 Schedule

Nov. 19 at Clemson
Nov. 23 LYNCHBURG COLLEGE
Nov. 27 at James Madison
Nov. 29 at Vanderbilt
Dec. 2 VIRGINIA TECH
Dec. 4 at Xavier
Dec. 6 at Belmont
Dec. 9 JAMES MADISON
Dec. 18 at UNC Asheville
Dec. 21 MONTHREAT COLLEGE
Dec. 30 MOREHEAD STATE
Jan. 3 at College of Charleston
Jan. 8 UT-CHATTANOOGA
Jan. 10 at Appalachian State
Jan. 15 APPALACHIAN STATE
Jan. 17 at UNC Greensboro
Jan. 22 at Western Carolina
Jan. 25 DAVIDSON
Jan. 29 at VMI
Jan. 31 WESTERN CAROLINA
Feb. 5 GEORGIA SOUTHERN
Feb. 8 at Davidson
Feb. 12 VMI
Feb. 14 at The Citadel
Feb. 19 UNC GREENSBORO
Feb. 22 at Furman
Feb. 26 WOFFORD

1998-99 Results

97-54 W ANDERSON COLLEGE
64-59 W at Middle Tennessee State
57-48 W at Virginia Tech
80-64 W MIDDLE TENN. STATE
54-82 L at Clemson
78-71 W UNC ASHEVILLE
53-56 L MICHIGAN STATE
53-77 L at Wake Forest
98-56 W FERRUM
55-58 L VMI
77-48 W WESTERN CAROLINA
82-75 W DAVIDSON
74-85 L at UT-Chattanooga
73-84 L at Appalachian State
65-76 L at UNC Greensboro
96-85 W BELMONT
83-60 W APPALACHIAN STATE
86-73 W THE CITADEL
74-66 W at Western Carolina
55-58 L FURMAN
75-73 W at Wofford
83-81 W at VMI
74-57 W UNC GREENSBORO
82-73 W at Davidson
55-74 L CHARLESTON
67-78 L at Georgia Southern
72-59 W vs. The Citadel
65-77 L vs. UT-Chattanooga



Ed DeChellis



D.J. McDuffie

UNC Charlotte

Saturday, December 4, 1999
Blacksburg, Va.

General Information

LOCATION: Charlotte, N.C. 28223
ENROLLMENT: 16,370
PRESIDENT: Dr. J. H. Woodward
ATHLETIC DIRECTOR: Judy W. Rose
NICKNAME: 49ers
COLORS: Green and White
HOME COURT (CAPACITY): Dale F. Halton Arena (9,105)
CONFERENCE: Conference USA

Coaches/Team

HEAD COACH: Bobby Lutz (UNC Charlotte/1980)
RECORD AT SCHOOL: 23-11 (1 year)
OVERALL RECORD: 204-102 (9 years)
ASSISTANTS: Orlando Early (Gardner-Webb/1990), Lane Odum (High Point/1989), Rob Moxley (Pfeiffer/1994)
BASKETBALL OFFICE PHONE: 704-547-4939
BEST TIME TO REACH COACH: Through SID
1998-99 RECORD [overall, conference (finish)]: 23-11/10-6 (T-3rd American Division)
LETTERWINNERS RETURNING/LOST: 10/3
STARTERS RETURNING/LOST: 3/2
TOP RETURNING LETTERWINNERS: Diego Guevara (G, Jr.), Tremaine Gardiner (F, Sr.), Jobey Thomas (G, So.)
TOP NEWCOMERS: Rodney White (F, Fr.), Wade Helliwell (C, Jr.)

Media Information

SPORTS INFORMATION BASKETBALL CONTACT: Thomas Whitestone
OFFICE PHONE: 704-510-6310
FAX PHONE: 704-547-4918
HOME PHONE: 704-795-4529
PRESS ROW PHONE: 704-547-4999

1999-00 Schedule


Nov. 23 ST. BONAVENTURE
Nov. 27-28 at Pepperdine Tournament
Dec. 1 DAVIDSON
Dec. 4 at Virginia Tech
Dec. 7 at Miami
Dec. 11 RHODE ISLAND
Dec. 21-23 at Puerto Rico Holiday Classic
Dec. 28 at South Carolina
Dec. 31 at George Washington
Jan. 5 at Cincinnati
Jan. 8 at DePaul
Jan. 12 HOUSTON
Jan. 15 SAINT LOUIS
Jan. 19 at Marquette
Jan. 22 at Louisville
Jan. 26 OLD DOMINION
Jan. 29 MARQUETTE
Feb. 3 CINCINNATI
Feb. 6 DEPAUL
Feb. 9 at Southern Miss
Feb. 13 at South Florida
Feb. 16 LOUISVILLE
Feb. 20 at Memphis
Feb. 26 TULANE
Mar. 1 at Saint Louis
Mar. 4 ALABAMA-BIRMINGHAM

1998-99 Results

65-50 W at Boston University
56-72 L at Old Dominion
66-59 W MIAMI
76-68 W GEORGE WASHINGTON
50-53 L KENT
62-57 W VIRGINIA TECH
71-62 W at Davidson
92-57 W VMI
73-75 L at North Carolina
58-63 L at Saint Louis
88-75 W vs. Murray State
70-68 W at Hawaii
43-47 L vs. Princeton
67-70 L at Tulane
82-77 W MEMPHIS
62-60 W CINCINNATI
68-61 W SOUTHERN MISS
67-61 W MARQUETTE
71-78 L at Alabama-Birmingham
58-49 W at Louisville
66-61 W at DePaul
70-68 W SAINT LOUIS
68-79 L LOUISVILLE
59-69 L at Marquette
69-82 L at Cincinnati
79-74 W SOUTH FLORIDA
68-66 W at Houston
78-67 W DEPAUL
75-51 W vs. Houston
83-75 W vs. Southern Miss
55-52 W vs. Cincinnati
68-59 W vs. Louisville
81-71 W vs. Rhode Island
72-85 L vs. Oklahoma



Bobby Lutz



Diego Guevara

TECH OPPONENTS

VMI



Monday, December 6, 1999
Lexington, Va.

General Information

LOCATION: Lexington, Va. 24450
ENROLLMENT: 1,300
PRESIDENT: Maj. General Josiah Bunting III (VMI/1963)
ATHLETIC DIRECTOR: Donny White (VMI/1965)
NICKNAME: Keydets
COLORS: Red, White and Yellow
HOME COURT (CAPACITY): Cameron Hall (5,029)
CONFERENCE: Southern

Coaches/Team

HEAD COACH: Bart Bellairs (Warren Wilson/1979)
RECORD AT SCHOOL: 66-72 (6 years)
OVERALL RECORD: 66-72 (6 years)
ASSISTANTS: Ramon Williams (VMI/1990), Kirby Dean (Eastern Mennonite/1992)
BASKETBALL OFFICE PHONE: 540-464-7384
BEST TIME TO REACH COACH: Weekdays, 10 a.m.-Noon
1998-99 RECORD [overall, conference (finish)]: 12-15/9-7 (4th, Northern Division)
LETTERWINNERS RETURNING/LOST: 7/3
STARTERS RETURNING/LOST: 4/1
TOP RETURNING LETTERWINNERS: Aaron Demory (F, Sr.), Nick Richardson (F, Jr.)
TOP NEWCOMERS: Jeremy Harper (G, Fr.), Adam Trombley (F, Fr.)

Media Information

SPORTS INFORMATION BASKETBALL CONTACT: Wade Branner
OFFICE PHONE: 540-464-7253
FAX PHONE: 540-464-7583
HOME PHONE: 540-463-5033
PRESS ROW PHONE: 540-463-6725

1999-00 Schedule


Nov. 11 KENTUCKY CRUSADERS
Nov. 18 SOUTHERN VA. COLLEGE
Nov. 20 WARREN WILSON
Nov. 21 at Virginia
Nov. 26-28 at Hawaii Invitational
Dec. 1 BLUEFIELD COLLEGE
Dec. 2 FERRUM
Dec. 6 VIRGINIA TECH
Dec. 8 OLD DOMINION
Dec. 18 at Notre Dame
Dec. 21 at Virginia Commonwealth
Dec. 28 at Florida
Jan. 4 at UNC Greensboro
Jan. 8 COLLEGE OF CHARLESTON
Jan. 10 at UT Chattanooga
Jan. 15 THE CITADEL
Jan. 17 at Appalachian State
Jan. 22 at Davidson
Jan. 24 UNC GREENSBORO
Jan. 29 E. TENNESSEE STATE
Jan. 31 at Georgia Southern
Feb. 5 WESTERN CAROLINA
Feb. 7 at Wofford
Feb. 12 at East Tennessee State
Feb. 14 APPALACHIAN STATE
Feb. 19 at Western Carolina
Feb. 21 DAVIDSON
Feb. 26 FURMAN

1998-99 Results

84-85 L ELON
66-90 L at Penn State
69-103 L at Old Dominion
61-75 L WAKE FOREST
69-70 L at Elon
81-55 W RANDOLPH-MACON
86-84 W at UNC Greensboro
57-92 L at UNC Charlotte
90-53 W SHENANDOAH
64-82 L at Virginia
58-55 W at East Tennessee State
64-85 L DAVIDSON
64-100 L at Appalachian State
91-72 W at Western Carolina
65-59 W GEORGIA SOUTHERN
58-56 W WOFFORD
85-73 W WESTERN CAROLINA
66-76 L at Davidson
85-67 W SOUTHERN VIRGINIA
51-84 L at Furman
74-72 W at The Citadel (OT)
81-83 L E. TENNESSEE STATE
59-85 L at College of Charleston
65-83 L APPALACHIAN STATE
82-67 W UNC GREENSBORO
73-57 W UT CHATTANOOGA
49-57 L vs. Furman



Bart Bellairs



Aaron Demory

Radford

RU HIGHLANDERS

Thursday, December 9, 1999
Radford, Va.

General Information

LOCATION: Radford, Va. 24142
ENROLLMENT: 8,368
PRESIDENT: Dr. Douglas Covington (Central State/1957)
ATHLETIC DIRECTOR: Greig Denny (SUNY at Cortland/1979)
NICKNAME: Highlanders
COLORS: Red, White and Blue
HOME COURT (CAPACITY): Dedmon Center (5,000)
CONFERENCE: Big South

Coaches/Team

HEAD COACH: Dr. Ron Bradley
RECORD AT SCHOOL: 141-88 (8 years)
OVERALL RECORD: 237-139 (13 years)
ASSISTANTS: Stephen Barber (Radford/1992), Chris Hawkins (Radford/1992), Bill Lilly (Glennville State/1982)
BASKETBALL OFFICE PHONE: 540-831-5125
BEST TIME TO REACH COACH: Weekday mornings
1998-99 RECORD [overall, conference (finish)]: 20-8/8-2 (2nd)
LETTERWINNERS RETURNING/LOST: 11/1
STARTERS RETURNING/LOST: 4/1
TOP RETURNING LETTERWINNERS: Ryan Charles (C, Sr.), Rian Everett (G, Sr.), Jason Williams (F, Jr.)
TOP NEWCOMERS: Raymond "Peanut" Arrington (G/F, Fr.)

Media Information

SPORTS INFORMATION BASKETBALL CONTACT: Chris King
OFFICE PHONE: 540-831-5211
FAX PHONE: 540-831-5036
HOME PHONE: 540-633-1852
PRESS ROW PHONE: 540-831-5295

1999-00 Schedule


Nov. 19-20 at FIU Tip-Off Tournament
Nov. 23 at St. Peter's
Dec. 4 at Marshall
Dec. 9 at Virginia Tech
Dec. 11 JAMES MADISON
Dec. 18 at Virginia Commonwealth
Dec. 29-30 at Dr. Pepper Classic
Jan. 2 at Tennessee
Jan. 7 at Hampton
Jan. 11 CONCORD
Jan. 15 WINTHROP
Jan. 17 RICHMOND
Jan. 19 UNC ASHEVILLE
Jan. 22 at Charleston Southern
Jan. 24 at Coastal Carolina
Jan. 27 HIGH POINT
Jan. 29 LIBERTY
Feb. 2 at Elon College
Feb. 5 at UNC Asheville
Feb. 9 at Winthrop
Feb. 12 COASTAL CAROLINA
Feb. 14 CHARLESTON SOUTHERN
Feb. 19 ELON COLLEGE
Feb. 24 at High Point
Feb. 26 at Liberty

1998-99 Results

108-64 W CONCORD
89-58 W DAVIS & ELKINS
73-71 W SAINT PETER'S
55-86 L at Richmond
37-70 L at Clemson
73-65 W MARSHALL
67-71 L DUQUESNE
86-62 W VA. COMMONWEALTH
62-78 L at James Madison
75-72 W vs. Niagra
70-73 L vs. Jacksonville
85-80 W vs. Norfolk State
56-70 L at Winthrop
70-79 L UNC ASHEVILLE
92-75 W CHARLESTON SOUTHERN
104-75 W COASTAL CAROLINA
89-73 W ELON COLLEGE
76-66 W at High Point
86-60 W at Liberty
101-94 W at UNC Asheville
82-67 W at Coastal Carolina
79-76 W at Charleston Southern
88-70 W HIGH POINT
72-71 W at Elon College
57-53 W WINTHROP
97-68 W LIBERTY
92-79 W vs. UNC Asheville
74-86 L vs. Winthrop



Ron Bradley



Ryan Charles

Liberty



Saturday, December 11, 1999
Blacksburg, Va.

General Information


LOCATION: Lynchburg, Va. 24052
ENROLLMENT: 8,500
PRESIDENT: Dr. John M. Borek, Jr. (Ga. State/1974)
ATHLETIC DIRECTOR: Kim Graham (Georgetown, Ky./1977)
NICKNAME: Flames
COLORS: Red, White and Blue
HOME COURT (CAPACITY): Vines Center (9,000)
CONFERENCE: Big South

Coaches/Team

HEAD COACH: Mel Hankinson (Indiana University, Pa./1965)
RECORD AT SCHOOL: 4-23 (1 year)
OVERALL RECORD: 329-299 (22 years)
ASSISTANTS: Otis Hughley (Livingston, Ala./1987), Chad Hankinson (West Virginia/1994), Ty Nichols (Cal State-San Marcos/1995)
BASKETBALL OFFICE PHONE: 804-582-2337
BEST TIME TO REACH COACH: Through SID 1998-99 RECORD [overall, conference (finish)]: 4-23/0-10 (6th)
LETTERWINNERS RETURNING/LOST: 4/8
STARTERS RETURNING/LOST: 3/2
TOP RETURNING LETTERWINNERS: Delawn Grandison (F, Sr.), Nathan Day (F, Jr.), Jamaal Bennett (G, So.), Chris Caldwell (G, So.)
TOP NEWCOMERS: Kenneth Anaebonam (F/C, Jr.), Carl Williams (G/F, Sr.), Louvan Sneed (F, Fr.)



Mel Hankinson



Delawn Grandison

Media Information

SPORTS INFORMATION BASKETBALL CONTACT: Mike Montoro
OFFICE PHONE: 804-582-2292
FAX PHONE: 804-582-2076
HOME PHONE: 804-237-4524
PRESS ROW PHONE: 804-582-7451

1999-00 Schedule

Nov. 20	COLLEGE OF VIRGINIAS AT WISE
Nov. 22	TUSCULUM
Nov. 29	JAMES MADISON
Dec. 2	TOWSON
Dec. 4	ALBANY
Dec. 7	at Richmond
Dec. 11	at Virginia Tech
Dec. 13	EAST STROUDSBURG
Dec. 17	at North Carolina State
Dec. 29	COVENANT
Jan. 5	at Navy
Jan. 8	at Yale
Jan. 11	at Boston University
Jan. 15	UNC ASHEVILLE
Jan. 17	WINTHROP
Jan. 22	at Coastal Carolina
Jan. 24	at Charleston Southern
Jan. 27	ELON
Jan. 29	at Radford
Feb. 1	HIGH POINT
Feb. 5	at Winthrop
Feb. 9	at UNC Asheville
Feb. 12	CHARLESTON SOUTHERN
Feb. 14	COASTAL CAROLINA
Feb. 19	at High Point
Feb. 23	at Elon College
Feb. 26	RADFORD

1998-99 Results

84-80	W	EAST STROUDSBURG
64-74	L	at St. Bonaventure
63-66	L	RICHMOND
51-85	L	VIRGINIA TECH
56-80	L	EAST CAROLINA
77-111	L	at James Madison
70-95	L	at Virginia
68-95	L	at Va. Commonwealth
66-80	L	at Southern Methodist
83-85	L	AUGUSTA STATE (OT)
76-97	L	at Norfolk State
94-65	W	TUSCULUM
72-77	L	UNC ASHEVILLE
57-73	L	WINTHROP
68-89	L	COASTAL CAROLINA
67-72	L	CHARLESTON SOUTHERN
89-93	L	at High Point (OT)
73-75	L	at Elon College
60-86	L	RADFORD
54-82	L	at Winthrop
91-94	L	at Charleston Southern (OT)
75-87	L	at Coastal Carolina
78-71	W	ELON
72-55	W	HIGH POINT
86-89	L	at UNC Asheville (OT)
68-97	L	at Radford
98-106	L	at UNC Asheville

West Virginia



Tuesday, December 28, 1999
Blacksburg, Va.

General Information


LOCATION: Morgantown, W. Va. 26507
ENROLLMENT: 22,200
PRESIDENT: David C. Hardesty (West Virginia/1967)
ATHLETIC DIRECTOR: Ed Pastilong (West Virginia/1966)
NICKNAME: Mountaineers
COLORS: Old Gold and Blue
HOME COURT (CAPACITY): WVU Coliseum (14,000)
CONFERENCE: Big East

Coaches/Team

HEAD COACH: Gale Catlett (West Virginia/1963)
RECORD AT SCHOOL: 400-235 (21 years)
OVERALL RECORD: 524-279 (27 years)
ASSISTANTS: Drew Catlett (Randolph-Macon/1985), Lester Rowe (West Virginia/1985), Lanny Van Eman (Wichita State/1962)
BASKETBALL OFFICE PHONE: 304-293-2193
BEST TIME TO REACH COACH: Early afternoon
1998-99 RECORD [overall, conference (finish)]: 10-19/4-14 (12th)
LETTERWINNERS RETURNING/LOST: 6/5
STARTERS RETURNING/LOST: 2/3
TOP RETURNING LETTERWINNERS: Marcus Goree (F, Sr.), Lionel Armistead (G, So.), Chris Moss (F, So.)
TOP NEWCOMERS: Ales Chan (C, 6-11), Calvin Bowman (C, Jr.)



Gale Catlett



Marcus Goree

Media Information

SPORTS INFORMATION BASKETBALL CONTACT: Phil Hess
OFFICE PHONE: 304-293-2821
FAX PHONE: 304-293-4105
HOME PHONE: 304-599-2160
PRESS ROW PHONE: 304-293-2821

1999-00 Schedule

Nov. 23	WOFFORD†
Nov. 27	ROBERT MORRIS at Fairmont State College
Nov. 30	DUQUESNE§
Dec. 4	MCNEESE STATES§ at Tennessee
Dec. 8	OHIO†
Dec. 11	BOWLING GREEN†
Dec. 18	at East Carolina
Dec. 20	at Virginia Tech
Dec. 28	JAMES MADISON†
Dec. 31	at Miami
Jan. 5	ST. JOHN'S§
Jan. 8	SYRACUSE†
Jan. 11	at Rutgers
Jan. 15	MARSHALL†
Jan. 18	at Providence
Jan. 23	GEORGETOWN†
Jan. 26	PROVIDENCES§
Jan. 30	at Notre Dame
Feb. 2	at Elon College
Feb. 5	at Seton Hall
Feb. 10	PITTSBURGH†
Feb. 15	at Villanova
Feb. 19	BOSTON COLLEGES§
Feb. 22	MIAMI†
Feb. 26	at Connecticut
Mar. 1	at Georgetown
Mar. 8	RUTGERS§

† at Charleston Civic Center
§ at Wheeling Civic Center

1998-99 Results

81-54	W	ALABAMA A&M
50-59	L	at Duquesne
64-63	W	vs. Wisconsin-Green Bay
53-58	L	vs. Georgia Tech
73-70	W	vs. Saint Louis
63-75	L	GEORGIA
73-59	W	SYRACUSE
75-79	L	at Villanova
72-90	L	at Ohio
69-68	L	VIRGINIA TECH
82-67	W	ROBERT MORRIS
65-63	W	RUTGERS
67-83	L	at Syracuse
87-90	L	at Providence (OT)
45-80	L	CONNECTICUT
58-63	L	at Seton Hall (OT)
55-64	L	MIAMI
55-54	W	at Georgetown
62-73	L	VILLANOVA
85-84	W	vs. Marshall (OT)
61-87	L	at Rutgers
68-77	L	PROVIDENCE
54-60	L	at Boston College
68-80	L	ST. JOHN'S
85-80	W	NOTRE DAME
67-69	L	at Pittsburgh
69-71	L	at Notre Dame
67-70	L	SETON HALL
61-73	L	vs. Villanova

Xavier

Thursday, January 6, 2000
Cincinnati, Ohio
Saturday, February 19, 2000
Blacksburg, Va.



General Information

LOCATION: Cincinnati, Ohio 45207-6114
ENROLLMENT: 6,500
PRESIDENT: James E. Hoff, S.J. (Spring Hill/1958)
ATHLETIC DIRECTOR: Mike Bobinski (Notre Dame/1979)
NICKNAME: Musketeers
COLORS: Navy Blue, Gray and White
HOME COURT (CAP.): Cincinnati Gardens (10,100)
CONFERENCE: Atlantic 10



Skip Prosser

Coaches/Team

HEAD COACH: Skip Prosser (Merchant Marine Academy/1972)
RECORD AT SCHOOL: 106-45 (5 years)
OVERALL RECORD: 123-58 (6 years)
ASSISTANTS: Jeff Battle (Marshall/1985), Mark Schmidt (Boston College/1985), Mark Gaffney (Bridgewater State/1994)
BASKETBALL OFFICE PHONE: 513-745-3417
BEST TIME TO REACH COACH: Through SID, Mornings
1998-99 RECORD [overall, conference (finish)]: 25-11/12-4 (2nd in West)
LETTERWINNERS RETURNING/LOST: 7/3
STARTERS RETURNING/LOST: 2/3
TOP RETURNING LETTERWINNERS: Darnell Williams (G/F, Sr.), Lloyd Price (G/F, So.), Maurice McAfee (G, Jr.), Kevin Frey (F, So.)
TOP NEWCOMERS: Marcus Mason (C, Jr.), David West (F, Fr.)



Lloyd Price

Media Information

SPORTS INFORMATION
BASKETBALL CONTACT: Tom Eiser
OFFICE PHONE: 513-745-3416
FAX PHONE: 513-745-2825
HOME PHONE: 513-662-3644
PRESS ROW PHONE: 513-531-9306

1999-00 Schedule

Nov. 20 MARYLAND-EASTERN SHORE
Nov. 25-27 at Great Alaska Shootout
Dec. 4 EAST TENNESSEE STATE
Dec. 8 at Miami
Dec. 11 at Central Michigan
Dec. 18 CINCINNATI
Dec. 21 ST. MARY'S
Dec. 27 PRINCETON
Dec. 30 TOLEDO
Jan. 2 at Marquette
Jan. 6 VIRGINIA TECH
Jan. 9 at Rhode Island
Jan. 11 at Dayton
Jan. 15 at Duquesne
Jan. 23 LA SALLE
Jan. 25 at Temple
Jan. 30 FORDHAM
Feb. 2 DAYTON
Feb. 5 at George Washington
Feb. 9 at Canisius
Feb. 12 MASSACHUSETTS
Feb. 15 DUQUESNE
Feb. 19 at Virginia Tech
Feb. 22 GEORGE WASHINGTON
Feb. 27 at La Salle
Mar. 1 at St. Bonaventure
Mar. 5 ST. JOSEPH'S

1998-99 Results

73-66 W at Butler
90-50 W CHICAGO STATE
100-67 W MORGAN STATE
76-94 L vs. Pittsburgh
74-61 W vs. Colorado
69-82 L vs. San Francisco
64-56 W MIAMI (OHIO)
57-71 L vs. Purdue
67-74 L at Toledo
88-58 W CANISIUS
97-52 W LOYOLA MARYMOUNT
77-54 W at St. Mary's
87-83 W RHODE ISLAND
80-67 W at Virginia Tech
56-42 W at Duquesne
62-57 W ST. BONAVENTURE
81-61 W GEORGE WASHINGTON
76-56 W at Fordham
93-69 W VIRGINIA TECH
77-87 L at Cincinnati
86-91 L at Dayton
59-53 W at St. Joseph's
75-78 L at La Salle
72-54 W DUQUESNE
62-60 W TEMPLE
88-71 W LA SALLE
77-78 L at UMass (2OT)
90-62 W DAYTON
74-77 L at George Washington
72-68 W vs. Massachusetts
64-76 L vs. Temple
86-84 W at Toledo
87-76 W WAKE FOREST
65-58 W PRINCETON
76-79 L vs. Clemson
106-75 W vs. Oregon


Dayton

Sunday, January 9, 2000
Dayton, Ohio
Saturday, March 4, 2000
Blacksburg, Va.



General Information


LOCATION: Dayton, Ohio 45469
ENROLLMENT: 6,500
PRESIDENT: Bro. Raymond Fitz, S.M. (UD/1964)
ATHLETIC DIRECTOR: Ted Kissel (Elmhurst/1969)
NICKNAME: Flyers
COLORS: Red & Blue
HOME COURT (CAPACITY): Univ. of Dayton Arena (13,455)
CONFERENCE: Atlantic 10



Oliver Purnell

Coaches/Team

HEAD COACH: Oliver Purnell (Old Dominion/1975)
RECORD AT SCHOOL: 67-77 (5 years)
OVERALL RECORD: 168-152 (11 years)
ASSISTANTS: Frank Smith (Old Dominion/1988), Wade O'Connor (Bridgewater State College/1994), Ron Jirsa (Gettysburg/1987)
BASKETBALL OFFICE PHONE: 937-229-4421
BEST TIME TO REACH COACH: Mornings
1998-99 RECORD [overall, conference (finish)]: 11-17/5-11 (5th in West)
LETTERWINNERS RETURNING/LOST: 9/3
STARTERS RETURNING/LOST: 4/1
TOP RETURNING LETTERWINNERS: Mark Ashman (C, Sr.), Tony Stanley (G, Jr.), Edwin Young (G, Sr.)
TOP NEWCOMERS: Brooks Hall (G/F, Fr.), Keith Waleskowski (F/C, Fr.)



Mark Ashman

Media Information

SPORTS INFORMATION BASKETBALL CONTACT: Doug Hauschild
OFFICE PHONE: 937-229-4460
FAX PHONE: 937-229-4461
HOME PHONE: 937-426-1863
PRESS ROW PHONE: 937-449-2855

1999-00 Schedule

Nov. 19-20 at CoSIDA Classic
Nov. 26 MOUNT ST. MARY'S
Nov. 29 vs. Kentucky
Dec. 1 MD.-BALTIMORE COUNTY
Dec. 4 WINTHROP
Dec. 7 at Marquette
Dec. 11 COASTAL CAROLINA
Dec. 18 at Cleveland State
Dec. 21 TEXAS A&M
Dec. 23 SAINT LOUIS
Dec. 29 MIAMI
Jan. 9 VIRGINIA TECH
Jan. 11 XAVIER
Jan. 15 at Fordham
Jan. 20 Massachusetts
Jan. 22 GEORGE WASHINGTON
Jan. 25 LA SALLE
Jan. 29 at St. Joseph's
Feb. 2 at Xavier
Feb. 6 DUQUESNE
Feb. 9 at George Washington
Feb. 12 ST. BONAVENTURE
Feb. 17 TEMPLE
Feb. 23 at La Salle
Feb. 26 RHODE ISLAND
Mar. 2 at Duquesne
Mar. 4 at Virginia Tech

1998-99 Results

89-73 W KENT
76-66 W IUUPI
62-76 L at Miami, Ohio
81-49 W MARQUETTE
57-61 L at Northwestern
55-56 L TOLEDO
83-58 W EASTERN MICHIGAN
65-68 L LOUISVILLE
51-53 L vs. Cincinnati
70-59 W DEPAUL
71-55 W FORDHAM
67-53 W ST. JOSEPH'S
56-78 L at Rhode Island
69-81 L at George Washington
70-81 L at La Salle
64-73 L VIRGINIA TECH (OT)
66-59 W at Duquesne
57-59 L MASSACHUSETTS (OT)
91-86 W XAVIER
54-67 L at Temple
67-77 L at St. Bonaventure
65-69 L GEORGE WASHINGTON
63-44 W DUQUESNE
55-58 L at Virginia Tech
62-90 L at Xavier
74-88 L LA SALLE
70-69 W vs. St. Bonaventure (OT)
90-100 L vs. George Washington

Duquesne



Wednesday, January 12, 2000
Blacksburg, Va.
Sunday, February 27, 2000
Pittsburgh, Pa.

General Information

LOCATION: Pittsburgh, Pa. 15282
ENROLLMENT: 9,729
PRESIDENT: Dr. John E. Murray (SJD Wisconsin/1959)
ATHLETIC DIRECTOR: Brian Colleary (Fordham/1974)
NICKNAME: Dukes
COLORS: Red & Blue
HOME COURT (CAPACITY): A.J. Palumbo (6,200)
CONFERENCE: Atlantic 10



Darelle Porter



Courtney Wallace

Coaches/Team

HEAD COACH: Darelle Porter (Pittsburgh/1991)
RECORD AT SCHOOL: 5-23 (1 year)
OVERALL RECORD: 5-23 (1 year)
ASSISTANTS: Josh Oppenheimer (Northern Arizona/1992), Kenya Hunter (Duquesne/1996), David Adelman (Pittsburgh/1994)
BASKETBALL OFFICE PHONE: 412-396-6567
BEST TIME TO REACH COACH: Through SID Office
1998-99 RECORD [overall, conference (finish)]: 5-23/1-15 (6th in West)
LETTERWINNERS RETURNING/LOST: 5/5
STARTERS RETURNING/LOST: 3/2
TOP RETURNING LETTERWINNERS: Wayne Smith (F, So.), Courtney Wallace (G, Jr.), Aaron Lovelace (F, Jr.)
TOP NEWCOMERS: Jamal Hunter (G, Jr.), Jack May (F, Fr.), Simon Ogunlesi (C, Jr.)

Media Information

SPORTS INFORMATION BASKETBALL CONTACT: Dave Saba
OFFICE PHONE: 412-396-6560
FAX PHONE: 412-396-6210
HOME PHONE: 412-269-2199
PRESS ROW PHONE: 412-396-4925

1999-00 Schedule

Nov. 20	vs. Delaware
Nov. 21	vs. St. Francis, N.Y.
Nov. 23	NORTHEASTERN
Nov. 30	at West Virginia
Dec. 4	at Ohio State
Dec. 7	CANISIUS
Dec. 9	at South Florida
Dec. 20	vs. Pittsburgh
Dec. 23	at Michigan
Dec. 28	RICE
Dec. 30	DELAWARE STATE
Jan. 5	LA SALLE
Jan. 8	at George Washington
Jan. 12	at Virginia Tech
Jan. 15	XAVIER
Jan. 18	at Rhode Island
Jan. 22	ST. JOSEPH'S
Jan. 27	MASSACHUSETTS
Jan. 29	at Temple
Feb. 2	GEORGE WASHINGTON
Feb. 6	at Dayton
Feb. 10	HAMPTON
Feb. 15	at Xavier
Feb. 19	at St. Bonaventure
Feb. 23	FORDHAM
Feb. 27	VIRGINIA TECH
Mar. 2	DAYTON
Mar. 4	at La Salle

1998-99 Results

72-43	W	ALBANY
59-50	W	WEST VIRGINIA
75-56	W	BUFFALO
47-81	L	at Maryland
82-84	L	AKRON (OT)
57-67	L	SOUTH FLORIDA
71-67	W	at Radford
59-74	L	at James Madison
78-83	L	vs. Furman (OT)
71-88	L	at Canisius
54-80	L	GEORGE WASHINGTON
73-85	L	at La Salle
42-56	L	XAVIER
55-69	L	at Massachusetts
52-75	L	TEMPLE
59-66	L	DAYTON
60-65	L	PITTSBURGH
57-109	L	at George Washington
56-72	L	RHODE ISLAND
58-59	L	VIRGINIA TECH
52-71	L	at Fordham
54-72	L	at Xavier
62-69	L	ST. BONAVENTURE
44-63	L	at Dayton
86-78	W	LA SALLE
68-75	L	at St. Joseph's
60-81	L	at Virginia Tech
70-80	L	vs. Massachusetts

George Washington




Saturday, January 15, 2000
Blacksburg, Va.
Wednesday, February 15, 2000
Washington, D.C.

General Information

LOCATION: Washington, D.C. 20052
ENROLLMENT: 19,481
PRESIDENT: Stephen Joel Trachtenburg (Columbia/1959)
ATHLETIC DIRECTOR: Jack Kvancz (BC/1968)
NICKNAME: Colonials
COLORS: Buff & Blue
HOME COURT (CAP.): Charles E. Smith Ctr. (5,000)
CONFERENCE: Atlantic 10



Tom Penders



Mike King

Coaches/Team

HEAD COACH: Tom Penders (Connecticut/1967)
RECORD AT SCHOOL: 20-9 (1 year)
OVERALL RECORD: 498-328 (28 years)
ASSISTANTS: Rob Wright (Paul Quinn/1983), Bonzie Colson (Rhode Island/1990), Tommy Penders (Texas/1995)
BASKETBALL OFFICE PHONE: 202-994-6651
BEST TIME TO REACH COACH: 4:30-5 p.m.
1998-99 RECORD [overall, conference (finish)]: 20-9/13-3 (1st in West)
LETTERWINNERS RETURNING/LOST: 10/6
STARTERS RETURNING/LOST: 3/2
TOP RETURNING LETTERWINNERS: Antxon Iturbe (F, Jr.), Mike King (G, Jr.), Patrick Ngongba (F, Jr.)
TOP NEWCOMERS: Bernard Barrow (G, Jr.), SirValiant Brown (G, Fr.), Chris Monroe (G, Fr.)

Media Information

SPORTS INFORMATION BASKETBALL CONTACT: Brad Bower
OFFICE PHONE: 202-994-6654
FAX PHONE: 202-994-2713
HOME PHONE: 703-658-1497
PRESS ROW PHONE: 202-994-1776

1999-00 Schedule

Nov. 18-21	at Top of the World Classic
Nov. 27	SOUTH FLORIDA
Nov. 30	at Ohio
Dec. 4-5	BB&T CLASSIC (MCI Center)
Dec. 8	at Bradley
Dec. 11	SIENA
Dec. 22	at Clemson
Dec. 31	UNC CHARLOTTE
Jan. 3	at Old Dominion
Jan. 8	DUQUESNE
Jan. 12	AMERICAN
Jan. 15	at Virginia Tech
Jan. 19	at St. Joseph's
Jan. 22	at Dayton
Jan. 26	ST. BONAVENTURE
Jan. 29	LA SALLE
Feb. 2	at Duquesne
Feb. 5	XAVIER
Feb. 9	DAYTON
Feb. 12	at La Salle
Feb. 17	VIRGINIA TECH
Feb. 19	RHODE ISLAND
Feb. 22	at Xavier
Feb. 26	at Fordham
Feb. 29	at Massachusetts
Mar. 4	TEMPLE

1998-99 Results

71-59	W	GEORGE MASON
64-58	W	at Illinois
68-76	L	at UNC Charlotte
97-76	W	at American
79-87	L	DEPAUL
56-70	L	STANFORD
92-89	W	OLD DOMINION
99-106	L	at Siena
91-71	W	BRADLEY
76-65	W	OHIO
80-54	W	at Duquesne
93-75	W	LA SALLE
81-69	W	DAYTON
61-81	L	at Xavier
67-56	W	at St. Bonaventure
81-74	W	at Rhode Island
109-57	W	DUQUESNE
76-63	W	FORDHAM
72-70	W	at La Salle
75-77	L	at Virginia Tech
94-70	W	ST. JOSEPH'S
69-65	W	at Dayton
78-72	W	MASSACHUSETTS
56-72	L	at Temple
77-67	W	VIRGINIA TECH
77-74	W	XAVIER
100-90	W	vs. Dayton
78-94	L	vs. Rhode Island
88-108	L	vs. Indiana

TECH OPPONENTS

Fordham



Wednesday, January 19, 2000
Blacksburg, Va.

General Information

LOCATION: Bronx, N.Y. 10458
ENROLLMENT: 6,358
PRESIDENT: Rev. Joseph A. O'Hare S.J. (Berchmans College/1954)
ATHLETIC DIRECTOR: Frank McLaughlin (Fordham/1969)
NICKNAME: Rams
COLORS: Maroon & White
HOME COURT (CAPACITY): Rose Hill Gym (3,470)
CONFERENCE: Atlantic 10

Coaches/Team

HEAD COACH: Bob Hill (Bowling Green/1971)
RECORD AT SCHOOL: 0-0 (first year)
OVERALL RECORD: 0-0 (first year)
ASSISTANTS: Mike Brown (Vermont/1973), Frank Martin (Hofstra/1987), Jean Prioleau (Fordham/1992)
BASKETBALL OFFICE PHONE: 718-817-4245
BEST TIME TO REACH COACH: Mornings
1998-99 RECORD [overall, conference (finish)]: 12-15/5-11 (T 5th in East)
LETTERWINNERS RETURNING/LOST: 10/2
STARTERS RETURNING/LOST: 4/1
TOP RETURNING LETTERWINNERS: Bevon Robin (G, Jr.), Jason Harris (G, Jr.), Alejandro Olivares (F, Jr.)
TOP NEWCOMERS: Phil Dupree (F, Fr.), Chris Duckrey (F, Fr.)

Media Information

SPORTS INFORMATION BASKETBALL CONTACT: Joe Di Bari
OFFICE PHONE: 718-817-4240
FAX PHONE: 718-817-4244
HOME PHONE: 718-850-4700
PRESS ROW PHONE: 718-817-4236

1999-00 Schedule

Nov. 17 at Tulane (Preseason NIT)
Nov. 19 Preseason NIT
Nov. 22 at Richmond
Nov. 24 Preseason NIT
Nov. 26 Preseason NIT
Nov. 27 at Holy Cross
Nov. 29 vs. Fairfield
Dec. 4 LONG ISLAND UNIVERSITY
Dec. 8 MANHATTAN COLLEGE
Dec. 10 at Iona
Dec. 12 at Connecticut
Dec. 21 QUINNIPIAC
Dec. 27-28 at ECAC Holiday Festival
Jan. 2 at Providence
Jan. 5 ST. JOSEPH'S
Jan. 8 at Massachusetts
Jan. 12 TEMPLE
Jan. 15 DAYTON
Jan. 19 at Virginia Tech
Jan. 22 ST. BONAVENTURE
Jan. 30 at Xavier
Feb. 1 RHODE ISLAND
Feb. 6 at St. Bonaventure
Feb. 10 at Temple
Feb. 13 at St. Joseph's
Feb. 16 MASSACHUSETTS
Feb. 19 LA SALLE
Feb. 23 at Duquesne
Feb. 26 GEORGE WASHINGTON
Mar. 4 at Rhode Island

1998-99 Results

56-69 L vs. Boston College
60-57 W HOLY CROSS
69-75 L vs. Central Connecticut
45-40 W vs. Yale
73-71 W IONA
82-68 W FLA. INTERNATIONAL
57-88 L at St. John's
70-57 W at Manhattan
73-70 W RICHMOND (OT)
55-71 L at Dayton
65-67 L MASSACHUSETTS
65-75 L TEMPLE
60-74 L at Rhode Island
80-82 L at St. Joseph's
56-76 L XAVIER
69-61 W ST. BONAVENTURE
66-60 W at Massachusetts
63-76 L at George Washington
87-79 W FAIRFIELD
71-52 W DUQUESNE
71-78 L at La Salle
75-79 L VIRGINIA TECH
76-68 W ST. JOSEPH'S
54-71 L at St. Bonaventure
49-71 L at Temple
74-70 W RHODE ISLAND
63-74 L vs. Virginia Tech



Bob Hill



Bevon Robin

Temple



Saturday, January 22, 2000
Philadelphia, Pa.

General Information

LOCATION: Philadelphia, Pa. 19122
ENROLLMENT: 30,000
PRESIDENT: Peter J. Liacouras (Drexel/1953)
ATHLETIC DIRECTOR: Dave O'Brien (Moravian/1978)
NICKNAME: Owls
COLORS: Cherry & White
HOME COURT (CAPACITY): The Forum at The Apollo of Temple (10,206)
CONFERENCE: Atlantic 10

Coaches/Team

HEAD COACH: John Chaney (Bethune-Cookman/1955)
RECORD AT SCHOOL: 380-160 (17 years)
OVERALL RECORD: 605-219 (27 years)
ASSISTANTS: Dean Demopoulos (West Chester/1977), Nate Blackwell (Temple/1990), Dan Leibovitz (Pennsylvania/1996)
BASKETBALL OFFICE PHONE: 215-204-7443
BEST TIME TO REACH COACH: Through SID
1998-99 RECORD [overall, conference (finish)]: 24-11/13-3 (1st in East)
LETTERWINNERS RETURNING/LOST: 9/2
STARTERS RETURNING/LOST: 4/1
TOP RETURNING LETTERWINNERS: Lamont Barnes (F, Sr.), Pepe Sanchez (G, Sr.), Mark Karcher (F, Jr.)
TOP NEWCOMERS: Alex Wesby (F, So.), Gregg Jefferson (F, Fr.)



John Chaney



Pepe Sanchez

Media Information

SPORTS INFORMATION BASKETBALL CONTACT: Brian Kirschner
OFFICE PHONE: 215-204-7445
FAX PHONE: 215-204-7499
HOME PHONE: 215-635-2652
PRESS ROW PHONE: 215-204-7445

1999-00 Schedule

Nov. 21 MIAMI (OHIO)
Nov. 26 vs. Indiana
Nov. 29 at Florida State
Dec. 4 at Wake Forest
Dec. 8 vs. Gonzaga
Dec. 15 VILLANOVA
Dec. 22 PENN STATE
Dec. 27 at Cleveland State
Dec. 29 at Wisconsin
Jan. 5 RHODE ISLAND
Jan. 8 ST. JOSEPH'S
Jan. 12 at Fordham
Jan. 15 at St. Bonaventure
Jan. 18 at La Salle
Jan. 20 PENNSYLVANIA
Jan. 22 VIRGINIA TECH
Jan. 25 XAVIER
Jan. 29 DUQUESNE
Feb. 1 at Massachusetts
Feb. 5 at Rhode Island
Feb. 10 FORDHAM
Feb. 13 MARYLAND
Feb. 17 at Dayton
Feb. 20 at Cincinnati
Feb. 24 ST. BONAVENTURE
Feb. 26 MASSACHUSETTS
Feb. 29 at St. Joseph's
Mar. 4 at George Washington

1998-99 Results

65-49 W vs. Georgetown
59-48 W vs. Wake Forest
68-52 W MISSISSIPPI
60-59 W MICHIGAN STATE
70-73 L at Pennsylvania (OT)
64-65 L at Penn State
62-63 L at Indiana
56-63 L WISCONSIN
75-66 W FLORIDA STATE
56-38 W at Rutgers
50-57 L vs. Stanford
63-66 L at Fresno State
82-45 W LA SALLE
70-54 W ST. BONAVENTURE
75-65 W at Fordham
62-47 W ST. JOSEPH'S
76-63 W RHODE ISLAND
75-52 W at Duquesne
65-57 W MASSACHUSETTS
59-74 L at St. Bonaventure
67-54 W DAYTON
72-63 W at Rhode Island
85-78 W at St. Joseph's
60-62 L at Xavier
78-48 W at Virginia Tech
72-56 W GEORGE WASHINGTON
71-49 W FORDHAM
49-57 L at Massachusetts
64-51 W vs. Virginia Tech
76-64 W vs. Xavier
59-62 L vs. Rhode Island
61-54 W vs. Kent
64-54 W vs. Cincinnati
77-55 W vs. Purdue
64-85 L vs. Duke

TECH OPPONENTS

Virginia



Monday, January 24, 2000
Richmond, Va.

General Information

LOCATION: Charlottesville, Va. 22903
ENROLLMENT: 18,463
PRESIDENT: John T. Casteen III (Virginia/1965)
ATHLETIC DIRECTOR: Terry Holland (Davidson/1964)
NICKNAME: Cavaliers, Wahoons
COLORS: Orange & Blue
HOME COURT (CAPACITY): University Hall (8,457)
CONFERENCE: Atlantic Coast Conference

Coaches/Team

HEAD COACH: Pete Gillen (Fairfield/1968)
RECORD AT SCHOOL: 14-16 (1 year)
OVERALL RECORD: 288-144 (14 years)
ASSISTANTS: Walt Fuller (Drexel/1987), Tom Herrion (Merrimack/1989), Scott Shepherd (Robert Morris/1991)
BASKETBALL OFFICE PHONE: 804-982-5400
BEST TIME TO REACH COACH: Through SID
1998-99 RECORD [overall, conference (finish)]: 14-16/4-12 (9th)
LETTERWINNERS RETURNING/LOST: 9/5
STARTERS RETURNING/LOST: 4/1
TOP RETURNING LETTERWINNERS: Willie Dersch (G/F, Sr.), Donald Hand (G, Jr.), Chris Williams (F/G, So.)
TOP NEWCOMERS: Keith Friel (G, Jr.), Stephane Dondon (F, Jr.), Jason Rogers (C/F, Fr.), Roger Mason (G, Fr.), Travis Watson (F, Fr.)

Media Information

SPORTS INFORMATION BASKETBALL CONTACT: Rich Murray
OFFICE PHONE: 804-982-5500
FAX PHONE: 804-982-5525
HOME PHONE: 804-978-2966
PRESS ROW PHONE: 804-296-5910

1999-00 Schedule


Nov. 19 ELON COLLEGE
Nov. 21 VMI
Nov. 25-27 at Puerto Rico Shootout
Nov. 25 vs. South Carolina
Nov. 30 at Minnesota
Dec. 4 at St. John's
Dec. 8 LOYOLA COLLEGE
Dec. 10 at Hampton
Dec. 21 at Richmond
Dec. 28 BELMONT
Jan. 2 DARTMOUTH
Jan. 5 DUKE
Jan. 8 GEORGIA TECH
Jan. 12 at N.C. State
Jan. 15 at Clemson
Jan. 18 NORTH CAROLINA
Jan. 24 at Virginia Tech
Richmond, Va.
Jan. 26 FLORIDA STATE
Jan. 30 at Wake Forest
Feb. 2 at Maryland
Feb. 5 at Duke
Feb. 9 at Georgia Tech
Feb. 12 N.C. STATE
Feb. 15 CLEMSON
Feb. 20 at North Carolina
Feb. 26 at Florida State
Mar. 2 WAKE FOREST
Mar. 4 MARYLAND
Mar. 9-12 at ACC Tournament

1998-99 Results

86-70 W vs. Virginia Commonwealth
83-85 L vs. Arkansas
56-66 L vs. Wisconsin
62-53 W vs. Washington State
116-66 W HAMPTON
106-71 W ELON COLLEGE
69-72 L FLORIDA STATE
93-52 W NEW HAMPSHIRE
95-70 W LIBERTY
68-95 L ST. JOHN'S
82-64 W VMI
72-64 W DELAWARE
89-70 W at Loyola
53-69 L at Wake Forest
66-71 L MARYLAND
69-115 L at Duke
72-82 L at N.C. State
65-58 W CLEMSON
47-71 L at North Carolina
65-77 L GEORGIA TECH
64-55 W vs. Virginia Tech
67-60 W at Florida State
64-54 W WAKE FOREST
72-88 L at Maryland
54-100 L DUKE
82-79 W N.C. STATE
65-88 L at Clemson
66-67 L NORTH CAROLINA
68-74 L at Georgia Tech
67-104 L vs. Duke



Pete Gillen



Donald Hand

Massachusetts



Saturday, January 29, 2000
Blacksburg, Va.

General Information


LOCATION: Amherst, Mass. 01003
ENROLLMENT: 24,100
CHANCELLOR: David Scott (Oxford/1966)
ATHLETIC DIRECTOR: Bob Marcum (Marshall/1959)
NICKNAME: Minutemen
COLORS: Maroon and White
HOME COURT (CAPACITY): Mullins Center (9,493)
CONFERENCE: Atlantic 10

Coaches/Team

HEAD COACH: Bruiser Flint (St. Joseph/1987)
RECORD AT SCHOOL: 54-41 (3 years)
OVERALL RECORD: 54-41 (3 years)
ASSISTANTS: Geoff Arnold (St. Joseph/1986), Mike Connors (Ithaca/1983), Tony Barbee (Massachusetts/1993)
BASKETBALL OFFICE PHONE: 413-545-2610
BEST TIME TO REACH COACH: Through Media Relations
1998-99 RECORD [overall, conference (finish)]: 14-16/9-7 (3rd in East)
LETTERWINNERS RETURNING/LOST: 9/6
STARTERS RETURNING/LOST: 3/2
TOP RETURNING LETTERWINNERS: Monty Mack (G, Sr.), Mike Babull (F, Sr.), Chris Kirkland (F, Sr.)
TOP NEWCOMERS: Shannon Crooks (G, So.), Micah Brand (C, Fr.), JoVann Johnson (G, Jr.)



Bruiser Flint



Monty Mack

Media Information

SPORTS INFORMATION BASKETBALL CONTACT: Mike Hardisky
OFFICE PHONE: 413-545-2439
FAX PHONE: 413-545-1556
HOME PHONE: 413-665-9603
PRESS ROW PHONE: 413-545-6139

1999-00 Schedule

Nov. 20 at Iona
Nov. 22 at Connecticut
Nov. 29 MARSHALL
Dec. 2 BOSTON UNIVERSITY
Dec. 4 at Boston College
Dec. 6 VILLANOVA
Dec. 11 at Detroit
Dec. 18 vs. Florida State
Dec. 21-23 at Puerto Rico
Holiday Classic
Dec. 30 at Providence
Jan. 6 ST. BONAVENTURE
Jan. 8 FORDHAM
Jan. 16 at St. Joseph's
Jan. 20 DAYTON
Jan. 22 RHODE ISLAND
Jan. 27 at Duquesne
Jan. 29 at Virginia Tech
Feb. 1 TEMPLE
Feb. 5 TEXAS
Feb. 9 LA SALLE
Feb. 12 at Xavier
Feb. 16 at Fordham
Feb. 19 ST. JOSEPH'S
Feb. 22 at Rhode Island
Feb. 26 at Temple
Feb. 29 GEORGE WASHINGTON
Mar. 4 at St. Bonaventure

1998-99 Results

87-63 W NIAGRA
73-69 L at St. John's
75-77 L at Charleston
66-86 L at Marshall
54-59 L CONNECTICUT
75-45 W BOSTON COLLEGE
55-66 L at Villanova
59-46 W DETROIT
66-75 L DAVIDSON (OT)
55-40 W VIRGINIA TECH
58-77 L IONA
67-65 W at Fordham
50-53 L at St. Bonaventure
69-55 W DUQUESNE
64-60 W KANSAS
63-55 W at St. Joseph's
57-65 L at Temple
60-66 L FORDHAM
59-57 W at Dayton (OT)
65-76 L at Texas
62-73 L RHODE ISLAND
59-58 W ST. JOSEPH'S
64-46 W ST. BONAVENTURE
56-59 L at Rhode Island
78-72 L at George Washington
78-77 W XAVIER (2OT)
60-63 L at La Salle
57-49 W TEMPLE
80-70 W vs. Duquesne
68-72 L vs. Xavier

St. Joseph's




Thursday, February 3, 2000
Blacksburg, Va.

General Information

LOCATION: Philadelphia, Pa. 19131-1395
ENROLLMENT: 3,250
PRESIDENT: Rev. Nicholas S. Rashford, S.J.
(St. Louis/1968)
ATHLETIC DIRECTOR: Don DiJulia (SJU/1968)
NICKNAME: Hawks
COLORS: Crimson and Gray
HOME COURT (CAPACITY): Alumni Memorial
Fieldhouse (3,200)
CONFERENCE: Atlantic 10



Phil Martelli



Andre Howard

Coaches/Team

HEAD COACH: Phil Martelli (Widener/1976)
RECORD AT SCHOOL: 68-55 (4 years)
OVERALL RECORD: 68-55 (4 years)
ASSISTANTS: Matt Brady (Siena/1987), Monte Ross
(Winston-Salem/1992), Mark Bass (St. Joseph's/
1996)
BASKETBALL OFFICE PHONE: 610-660-1706
BEST TIME TO REACH COACH: 10 a.m.-noon
1998-99 RECORD [overall, conference (finish)]: 12-18/5-11 (T 5th in East)
LETTERWINNERS RETURNING/LOST: 12/3
STARTERS RETURNING/LOST: 5/0
TOP RETURNING LETTERWINNERS: Andre Howard (F, Sr.), N'aim
Crenshaw (G, Jr.), Damian Reid (C, So.)
TOP NEWCOMERS: Marvin O'Connor (G, So.), Bill Phillips (F, So.)

Media Information

SPORTS INFORMATION BASKETBALL CONTACT: Larry Dougherty
OFFICE PHONE: 610-660-1727
FAX PHONE: 610-660-1724
HOME PHONE: 610-449-7376
PRESS ROW PHONE: 610-660-2599

1999-00 Schedule

Nov. 27 WESTERN KENTUCKY
Nov. 29 TULSA
Dec. 3 vs. Long Beach State
Dec. 4 vs. Syracuse/Richmond
Dec. 8 RUTGERS
Dec. 21 SOUTH CAROLINA
Dec. 23 at UT-Chattanooga
Dec. 29 vs. Lafayette
Dec. 30 vs. Alabama St./New Mexico
Jan. 5 at Fordham
Jan. 8 at Temple
Jan. 12 at St. Bonaventure
Jan. 16 MASSACHUSETTS
Jan. 19 GEORGE WASHINGTON
Jan. 22 at Duquesne
Jan. 25 at Rhode Island
Jan. 29 DAYTON
Jan. 31 at Pennsylvania
Feb. 3 at Virginia Tech
Feb. 8 RHODE ISLAND
Feb. 13 FORDHAM
Feb. 15 LA SALLE
Feb. 17 at Villanova
Feb. 19 at Massachusetts
Feb. 26 ST. BONAVENTURE
Feb. 29 TEMPLE
Mar. 5 at Xavier

1998-99 Results

55-66 L at Tulsa
49-61 L VILLANOVA
83-68 W CHATTANOOGA
65-72 L at Old Dominion
55-53 W TENNESSEE
71-60 W AKRON
61-66 L vs. Mississippi
88-52 W at American (PR)
58-72 L vs. UAB
63-50 W vs. San Francisco
87-69 W vs. Harvard
64-48 W ST. BONAVENTURE
53-67 L at Dayton
78-66 W VIRGINIA TECH
47-62 L at Temple
82-80 W FORDHAM
58-66 L PENNSYLVANIA
55-63 L MASSACHUSETTS
95-98 L at La Salle (2OT)
68-82 L at Rhode Island
53-59 L XAVIER
58-59 L at Massachusetts
78-85 L TEMPLE
70-94 L at George Washington
68-76 L at Fordham
59-51 W DREXEL
67-73 L RHODE ISLAND
75-68 W DUQUESNE
64-61 W at St. Bonaventure (OT)
54-81 L vs. La Salle

La Salle



Saturday, February 5, 2000
Philadelphia, Pa.
Wednesday, March 1, 2000
Blacksburg, Va.

General Information

LOCATION: Philadelphia, Pa. 19141-1199
ENROLLMENT: 3,100
PRESIDENT: Br. Michael J. McGinniss, FSC
ATHLETIC DIRECTOR: Tom Brennan
NICKNAME: Explorers
COLORS: Blue & Gold
HOME COURT (CAPACITY): Tom Gola Arena (4,000)
CONFERENCE: Atlantic 10



Speedy Morris



Donnie Carr

Coaches/Team

HEAD COACH: William "Speedy" Morris
RECORD AT SCHOOL: 215-169 (13 years)
OVERALL RECORD: 215-169 (13 years)
ASSISTANTS: James Phillips (La Salle/1994), Roland
Houston (Rhode Island/1982), John Gallagher (St.
Joseph's/1999)
BASKETBALL OFFICE PHONE: 215-951-1518
BEST TIME TO REACH COACH: Through SID
1998-99 RECORD [overall, conference (finish)]: 13-15/8-8 (3rd in West)
LETTERWINNERS RETURNING/LOST: 9/3
STARTERS RETURNING/LOST: 4/1
TOP RETURNING LETTERWINNERS: Donnie Carr (G, Sr.), Victor Thomas
(F, Jr.), Rasual Butler (F, So.)
TOP NEWCOMERS: Aleksander Pavlovich (F, Fr.), Dwayne Jones (G, Fr.)

Media Information

SPORTS INFORMATION BASKETBALL CONTACT: Kevin Currie
OFFICE PHONE: 215-951-1513
FAX PHONE: 215-951-1694
HOME PHONE: 610-449-0222
PRESS ROW PHONE: 215-438-5158

1999-00 Schedule

Nov. 20 MOUNT ST. MARY'S
Nov. 23 CENTRAL CONN. STATE
Nov. 26-27 at Alabama Tournament
Dec. 4 at Northwestern
Dec. 7 PENNSYLVANIA
Dec. 18 at Drexel
Dec. 22 at Syracuse
Dec. 29-30 at Cable Car Tournament
Jan. 5 at Duquesne
Jan. 9 ST. BONAVENTURE
Jan. 12 at Villanova
Jan. 15 RHODE ISLAND
Jan. 18 TEMPLE
Jan. 23 at Xavier
Jan. 25 at Dayton
Jan. 29 at George Washington
Feb. 5 VIRGINIA TECH
Feb. 9 at Massachusetts
Feb. 12 GEORGE WASHINGTON
Feb. 15 at St. Joseph's
Feb. 19 at Fordham
Feb. 23 DAYTON
Feb. 27 XAVIER
Mar. 1 at Virginia Tech
Mar. 4 DUQUESNE

1998-99 Results

88-92 L at Mt. St. Mary's (OT)
85-63 W HOWARD
85-92 L vs. Northeastern (OT)
61-63 L vs. Cornell
55-73 L at Seton Hall
67-59 W vs. Eastern Washington
59-80 L at Purdue
59-57 W DREXEL
77-74 W NIAGRA
45-82 L at Temple
85-73 W DUQUESNE
75-93 L at George Washington
75-67 W VIRGINIA TECH
58-62 L PENNSYLVANIA
81-70 W DAYTON
62-75 L at Rhode Island
98-95 W ST. JOSEPH'S (2OT)
63-68 L at St. Bonaventure
69-87 L at Virginia Tech
70-72 L GEORGE WASHINGTON
88-75 W XAVIER
78-71 W FORDHAM
71-88 L at Xavier
78-86 L at Duquesne
63-60 W MASSACHUSETTS
88-74 W at Dayton
81-54 W vs. St. Joseph's
58-83 L vs. Rhode Island

Old Dominion



Monday, February 7, 2000
Blacksburg, Va.

General Information

LOCATION: Norfolk, Va. 23529
ENROLLMENT: 18,700
PRESIDENT: Dr. James V. Koch (Illinois St./1964)
ATHLETIC DIRECTOR: Dr. Jim Jarrett (SIU-Carbondale/1959)
NICKNAME: Monarchs
COLORS: Slate Blue & Silver
HOME COURT (CAP.): Norfolk Scope (10,239),
Field House (4,855)
CONFERENCE: Colonial



Jeff Capel

Coaches/Team

HEAD COACH: Jeff Capel (Fayetteville State/1977)
RECORD AT SCHOOL: 98-61 (5 years)
OVERALL RECORD: 177-126 (10 years)
ASSISTANTS: Jim Corrigan (Duke/1980), Kevin Sutton (JMU/1986), James Johnson (Ferrum/1993)
BASKETBALL OFFICE PHONE: 757-683-3362
BEST TIME TO REACH COACH: 10 a.m. - 2 p.m.
1998-99 RECORD [overall, conference (finish)]: 25-9/11-5 (2nd)
LETTERWINNERS RETURNING/LOST: 7/4
STARTERS RETURNING/LOST: 1/4
TOP RETURNING LETTERWINNERS: Skipper Youngblood (C, Sr., redshirted in 98-99), Michael Williams (G, Jr.), Andre McCullum (F, Jr.)
TOP NEWCOMERS: Ricardo Marsh (F, Fr.), Rasheed Wright (F, Fr.)



Skipper Youngblood

Media Information

SPORTS INFORMATION BASKETBALL CONTACT: Carol Hudson
OFFICE PHONE: 757-683-3372
FAX PHONE: 757-683-3119
HOME PHONE: 757-625-2061
PRESS ROW PHONE: 757-683-9401 (Scope), 757-683-5596 (Field House)

1999-00 Schedule

Nov. 20 UT CHATTANOOGA
Nov. 23 at N.C. State
Nov. 26-28 at SOCON Holiday Tournament
Dec. 1 at East Carolina
Dec. 4 WASHINGTON
Dec. 8 at VMI
Dec. 11 NEW ORLEANS
Dec. 18 UNC WILMINGTON
Dec. 22 at Kansas State
Dec. 29 NORFOLK STATE
Jan. 3 GEORGE WASHINGTON
Jan. 5 at Virginia Commonwealth
Jan. 8 RICHMOND
Jan. 12 JAMES MADISON
Jan. 15 at George Mason
Jan. 19 AMERICAN
Jan. 22 at William & Mary
Jan. 26 at UNC Asheville
Jan. 29 VIRGINIA COMMONWEALTH
Feb. 2 GEORGE MASON
Feb. 5 at UNC Wilmington
Feb. 7 at Virginia Tech
Feb. 10 at American
Feb. 12 WILLIAM & MARY
Feb. 16 EAST CAROLINA
Feb. 19 at James Madison
Feb. 23 at Richmond

1998-99 Results

81-60 W WRIGHT STATE
54-70 W ELON COLLEGE
83-69 W HAMPTON
72-56 W UNC CHARLOTTE
103-69 W VMI
74-60 W at UT Chattanooga
61-63 L vs. North Carolina
59-56 W vs. South Carolina
72-65 W ST. JOSEPH'S
89-92 L at George Washington
80-60 W at Hawaii-Hilo
77-75 W vs. Central Conn. St.
85-65 W vs. Buffalo
53-83 L at George Mason
60-58 W JAMES MADISON
82-72 W at Virginia Commonwealth
54-51 W at East Carolina
72-58 W AMERICAN
77-65 W RICHMOND
76-62 W UNC WILMINGTON
65-50 W at William & Mary
56-69 L at James Madison
76-62 W VIRGINIA COMMONWEALTH
62-67 L EAST CAROLINA
73-79 L GEORGE MASON
70-77 L at Richmond
76-70 W at American
70-48 W WILLIAM & MARY
63-54 W at UNC Wilmington
65-62 W vs. East Carolina
64-49 W vs. Virginia Commonwealth
58-63 L vs. George Mason
75-56 W SETON HALL
62-75 L at Butler

St. Bonaventure



Thursday, February 10, 2000
St. Bonaventure, N.Y.

General Information

LOCATION: St. Bonaventure, N.Y. 14778
ENROLLMENT: 3,000
PRESIDENT: Robert J. Wickenheiser, Ph.D. (St. Benedict's/1965)
ATHLETIC DIRECTOR: Gothard Lane (Randolph Macon/1971)
NICKNAME: Bonnies
COLORS: Brown & White
HOME COURT (CAPACITY): Reilly Center (6,000)
CONFERENCE: Atlantic 10



Jim Baron

Coaches/Team

HEAD COACH: Jim Baron (St. Bonaventure/1977)
RECORD AT SCHOOL: 93-109 (7 years)
OVERALL RECORD: 167-180 (12 years)
ASSISTANTS: Joe Lombardi (Youngstown State/1981), Brian Nash (Keene St./1992), Tyrone Weeks (UMass/1998)
BASKETBALL OFFICE PHONE: 716-375-2207
BEST TIME TO REACH COACH: Through SID
1998-99 RECORD [overall, conference (finish)]: 14-15/8-8 (4th in East)
LETTERWINNERS RETURNING/LOST: 10/3
STARTERS RETURNING/LOST: 4/1
TOP RETURNING LETTERWINNERS: Tim Winn (G, Sr.), Caswell Cyrus (C, Sr.), David Messiah Capers (G, Sr.)
TOP NEWCOMERS: Robert Cheeks (G/F, So.), Eric Siegrist (G, Fr.)



Tim Winn

Media Information

SPORTS INFORMATION BASKETBALL CONTACT: Steve Mest
OFFICE PHONE: 716-375-2319
FAX PHONE: 716-375-2383
HOME PHONE: 716-372-3494
PRESS ROW PHONE: 716-375-2661

1999-00 Schedule

Nov. 19 NORTHEASTERN
Nov. 23 at UNC Charlotte
Nov. 27-28 at Pepperdine Tournament
Dec. 4 SOUTHERN CAL
Dec. 11 vs. Canisius
Dec. 18 vs. Florida International
Dec. 21 KENT
Dec. 30 CLEVELAND STATE
Jan. 2 NIAGRA
Jan. 6 at Massachusetts
Jan. 9 at La Salle
Jan. 12 ST. JOSEPH'S
Jan. 15 TEMPLE
Jan. 22 at Fordham
Jan. 26 at George Washington
Jan. 29 RHODE ISLAND
Jan. 31 at Wisconsin-Green Bay
Feb. 6 FORDHAM
Feb. 10 VIRGINIA TECH
Feb. 12 at Dayton
Feb. 16 at Rhode Island
Feb. 19 DUQUESNE
Feb. 24 at Temple
Feb. 26 at St. Joseph's
Mar. 1 XAVIER
Mar. 4 MASSACHUSETTS

1998-99 Results

74-64 W LIBERTY
58-61 L CANISIUS
67-86 L at Siena
61-58 W RIDER
82-91 L at Southern California
49-64 L at Kent
70-61 W NIAGRA
70-81 L vs. Northern Arizona
78-69 W at Hawaii
55-71 L at Syracuse
81-57 W DELAWARE STATE
48-64 L at St. Joseph's
54-70 L at Temple
53-50 W MASSACHUSETTS
57-62 L at Xavier
54-50 W at Virginia Tech
61-53 W at Buffalo
56-67 L GEORGE WASHINGTON
61-69 L at Fordham
68-63 W LA SALLE
74-59 W TEMPLE
77-67 W DAYTON
46-64 L at Massachusetts
69-62 W at Duquesne
71-77 L RHODE ISLAND
71-54 W FORDHAM
66-62 W at Rhode Island
61-64 L ST. JOSEPH'S (OT)
69-70 L vs. Dayton

Rhode Island

Saturday, February 12, 2000
Kingston, R.I.



General Information

LOCATION: Kingston, R.I. 02881-0810
ENROLLMENT: 13,437
PRESIDENT: Dr. Robert Carothers (Edinboro/1965)
ATHLETIC DIRECTOR: Ron Petro (Manhattan/1963)
NICKNAME: Rams
COLORS: Light Blue, Dark Blue & White
HOME COURT (CAPACITY): Keaney Gymnasium (3,385) and Providence Civic Center (12,641)
CONFERENCE: Atlantic 10



Jerry DeGregorio



Luther Clay

Coaches/Team

HEAD COACH: Jerry DeGregorio
RECORD AT SCHOOL: first year
OVERALL RECORD: first year
ASSISTANTS: Jeff Jones (Virginia/1982), Mike Wilson (Southeastern La./1986), Tom Garrick (Rhode Island/1989)
BASKETBALL OFFICE PHONE: 401-874-2544
BEST TIME TO REACH COACH: 10 a.m.-noon
1997-98 RECORD [overall, conference (finish)]: 20-13/10-6 (2nd in East)
LETTERWINNERS RETURNING/LOST: 5/6
STARTERS RETURNING/LOST: 2/3
TOP RETURNING LETTERWINNERS: Luther Clay (C, Sr.), Tavorris Bell (G, So.), Tip Vinson (G, So.)
TOP NEWCOMERS: Zach Marbury (G, Fr.), Leroy Womack (F, Jr.)

Media Information

SPORTS INFORMATION BASKETBALL CONTACT: Mike Ballweg
OFFICE PHONE: 401-874-2401
FAX PHONE: 401-874-5354
HOME PHONE: 401-364-6655
PRESS ROW PHONE: Keaney:
401-874-5359; PCC: 401-737-9737

1999-00 Schedule

Nov. 21 TULSA
Nov. 26-28 at City Bank/Aloha Airlines Big Island Invitational
Dec. 1 at Brown
Dec. 3 at Wisconsin
Dec. 7 PROVIDENCE
Dec. 11 at UNC Charlotte
Dec. 14 at San Francisco
Dec. 18 AKRON
Dec. 28-29 at Sierra Providence Sun Classic
Jan. 5 at Temple
Jan. 9 XAVIER
Jan. 11 at Sienna
Jan. 15 at La Salle
Jan. 18 DUQUESNE
Jan. 22 at Massachusetts
Jan. 25 ST. JOSEPH'S
Jan. 29 at St. Bonaventure
Feb. 1 at Fordham
Feb. 5 TEMPLE
Feb. 8 at St. Joseph's
Feb. 12 VIRGINIA TECH
Feb. 16 ST. BONAVENTURE
Feb. 19 at St. Bonaventure
Feb. 22 MASSACHUSETTS
Feb. 26 at Dayton
Mar. 4 FORDHAM

1998-99 Results

87-85 W TEXAS CHRISTIAN
82-69 W VANDERBILT
63-87 L at Providence
53-70 L CINCINNATI
67-49 W BROWN
59-65 L WISCONSIN
70-63 W UTAH
64-71 L at California
85-73 W at Ohio
74-55 W SAN FRANCISCO
72-73 L at Cleveland State
57-61 L at Pepperdine
79-68 W vs. Eastern Michigan
83-87 L at Xavier
78-56 W DAYTON
74-60 W FORDHAM
63-76 L at Temple
75-62 W LA SALLE
74-81 L GEORGE WASHINGTON
82-68 W ST. JOSEPH'S
72-56 W at Duquesne
73-62 W at Massachusetts
63-72 L TEMPLE
76-67 W at Virginia Tech
59-56 W MASSACHUSETTS
77-70 W at St. Bonaventure
73-67 W at St. Joseph's
62-66 L ST. BONAVENTURE
70-74 L at Fordham
83-58 W vs. La Salle
94-78 W vs. George Washington
62-59 W vs. Temple
70-81 L vs. UNC Charlotte

Travel Plans

William & Mary

Depart Blacksburg by charter bus to Williamsburg, Va., on Nov. 21.
Headquarters: Marriott (757) 220-2500
Return to Blacksburg on Nov. 22 following the game.

UNC Asheville

Depart Blacksburg by charter bus to Asheville, N.C., on Nov. 28.
Headquarters: Ramada Inn (828) 665-2161
Return to Blacksburg on Nov. 29 following the game.

East Tennessee State

Depart Blacksburg by charter bus to Johnson City, Tenn., on Dec. 1.
Headquarters: Holiday Inn (423) 282-4611
Return to Blacksburg on Dec. 2 following the game.

VMI

Depart Blacksburg by charter bus to Lexington, Va., on Dec. 5.
Headquarters: Best Western (540) 464-1500
Return to Blacksburg on Dec. 6 following the game.



San Juan Shootout

Depart Roanoke by commercial air to San Juan, Puerto Rico on Jan. 17.
Headquarters: Condado Plaza (787) 721-1000
Return to Blacksburg on Dec. 23.

Xavier/Dayton

Depart Roanoke by commercial air to Cincinnati, Ohio, on Jan. 5
Headquarters: Marriott Northeast (513) 459-9800
Depart Cincinnati, Ohio, by charter bus to Dayton, Ohio, on Jan. 7.
Headquarters: Dayton Marriott (937) 223-1000
Return to Blacksburg on Jan. 9 following the game.

Temple/Virginia

Depart Roanoke by commercial air to Philadelphia, Pa., on Jan. 21.
Headquarters: Philadelphia Marriott (215) 625-2900
Depart Philadelphia, Pa., by commercial air to Richmond, Va., on Jan. 22.
Headquarters: Richmond Marriott (804) 643-3400
Return to Blacksburg by charter bus on Jan. 24 following the game.

La Salle

Depart Roanoke by commercial air to Philadelphia, Pa., on Feb. 4.
Headquarters: Adams Mark (215) 581-5000
Return to Blacksburg on Feb. 5 following the game.

St. Bonaventure/Rhode Island

Depart Roanoke by commercial air to Buffalo, N.Y., on Feb. 9.
Charter bus to Olean, N.Y., on Feb. 9.
Headquarters: Hampton Inn (716) 375-1000
Depart Olean, N.Y., by charter bus to Buffalo, N.Y., on Feb. 10 following the game.
Headquarters: Buffalo Marriott (716) 689-6900
Depart Buffalo by commercial air to Providence, R.I., on Feb. 11.
Headquarters: Crowne Plaza (401) 732-6000
Return to Blacksburg on Feb. 12 following the game.

George Washington

Depart Blacksburg by charter aircraft to Washington, D.C., on Feb. 16.
Headquarters: Key Bridge Marriott (703) 524-6400
Return to Blacksburg on Feb. 17 following the game.

Duquesne

Depart Roanoke by commercial air to Pittsburgh, Pa., on Feb. 26.
Headquarters: Pittsburgh Marriott (412) 471-4000
Return to Blacksburg on Feb. 27 following the game.

Atlantic 10 Tournament

Depart Roanoke by commercial air to Philadelphia, Pa., on Mar. 7.
Headquarters: Doubletree (215) 893-1600
Return to Blacksburg following completion of tournament.

San Juan Shootout



ILLINOIS STATE

LOCATION: Normal-Bloomington, IL 61790
 ENROLLMENT: 20,105
 PRESIDENT: Dr. Victor Boschini
 ATHLETIC DIRECTOR: TBA
 NICKNAME: Cardinals
 COLORS: Red and White
 HOME COURT (CAPACITY): Redbird Arena (10,200)
 CONFERENCE: Missouri Valley
Coaches/Team
 HEAD COACH: Tom Richardson (St. Xavier/1977)
 RECORD AT SCHOOL: first year
 OVERALL RECORD: first year
 ASSISTANTS: Chad Altadonna (Illinois State/1996), Doug Novsek (Southern Illinois/1989), Alvin Williamson (Tulsa/1995)
 1998-99 RECORD [overall, conference (finish)]: 16-15/7-11 (7th)
 TOP RETURNING
 LETTERWINNERS: Tarise Bryason (G/Jr.), L. Dee Murdock (F, Sr.)
 TOP NEWCOMERS: Isaac Kincaid (G, So.), Ray Austin (F, Fr.)

Media Information

SPORTS INFORMATION
 CONTACT: Kenny Mossman
 OFFICE PHONE: 309-438-3805
 FAX PHONE: 309-438-5634
 HOME PHONE: 309-663-0206

PEPPERDINE

LOCATION: Malibu, CA 90263
 ENROLLMENT: 8,000
 PRESIDENT: David Davenport
 ATHLETIC DIRECTOR: Dr. John Watson
 NICKNAME: Waves
 COLORS: Blue, Orange and White
 HOME COURT (CAPACITY): Firestone Fieldhouse (3,104)
 CONFERENCE: West Coast
Coaches/Team

HEAD COACH: Jan van Breda Koff
 RECORD AT SCHOOL: first year
 OVERALL RECORD: 127-100 (8 years)
 ASSISTANTS: Chris Walker, Gib Arnold, Damon Archibald
 1998-99 RECORD [overall, conference (finish)]: 19-13/9-5 (2nd)
 TOP RETURNING
 LETTERWINNERS: Kelvin Gibbs (F, Jr.), Tommie Prince (G, Sr.)
 TOP NEWCOMERS: Brandon Armstrong (G, So.)

Media Information

SPORTS INFORMATION
 CONTACT: Michael Zapolski
 OFFICE PHONE: 310-456-4333
 FAX PHONE: 310-456-4322
 HOME PHONE: 818-597-1561

AUBURN

LOCATION: Auburn, AL 36831
 ENROLLMENT: 21,505
 PRESIDENT: Dr. William V. Muse
 ATHLETIC DIRECTOR: David Housel
 NICKNAME: Tigers
 COLORS: Burnt Orange & Navy Blue
 HOME COURT (CAPACITY): Beard-Eaves-Memorial Coliseum (10,500)
 CONFERENCE: Southeastern
Coaches/Team
 HEAD COACH: Cliff Ellis (Florida State/1968)
 RECORD AT SCHOOL: 96-59 (5 yrs.)
 OVERALL RECORD: 444-271 (24 years)
 ASSISTANTS: Shannon Weaver (Middle Tennessee State/1993), Eugene Harris (Florida State/1978), Mike LaPlante (Maine/1989)

1998-99 RECORD [overall, conference (finish)]: 29-4/14-2 (1st in West)
 LETTERWINNERS RETURNING/LOST: 13/2
 STARTERS RETURNING/LOST: 4/1
 TOP RETURNING
 LETTERWINNERS: Chris Porter (F, Sr.), Doc Robinson (G, Sr.), Mamadou N'diaye (C, Sr.)
 TOP NEWCOMERS: Jamison Brewer (G, Fr.), Marquis Daniels (F, Fr.)

Media Information

SPORTS INFORMATION
 CONTACT: Chuck Gallina
 OFFICE PHONE: 334-844-9701
 FAX PHONE: 334-844-9708
 HOME PHONE: 334-502-0929

DETROIT MERCY

LOCATION: Detroit, MI 48219
 ENROLLMENT: 7,000
 PRESIDENT: Sister Maureen A. Fay, O.P.
 ATHLETIC DIRECTOR: Brad Kinsman
 NICKNAME: Titans
 COLORS: Red, White and Blue
 HOME COURT (CAPACITY): Calihan Hall (8,837)
 CONFERENCE: Midwestern Collegiate

Coaches/Team

HEAD COACH: Perry Watson
 RECORD AT SCHOOL: 113-64 (6 yrs.)
 OVERALL RECORD: 113-64 (6 years)
 ASSISTANTS: David Greer (Bowling Green/1983), Mickey Barrett (Xavier/1990), Michael Jackson (Detroit/1995)

1998-99 RECORD [overall, conference (finish)]: 25-6/12-2 (1st)

TOP RETURNING

LETTERWINNERS: Rashad Phillips (G, Sr.), Desmond Ferguson (G, Sr.)
 TOP NEWCOMERS: Willie Green (G, Fr.), Mark Maxwell (F, Fr.), Terrell Riggs (F, So.)

Media Information

SPORTS INFORMATION
 CONTACT: Mark Engel
 OFFICE PHONE: 313-993-1745
 FAX PHONE: 313-993-1765
 HOME PHONE: 810-979-1779

MIAMI (FLA.)

LOCATION: Coral Gables, FL 33124
 ENROLLMENT: 13,422
 PRESIDENT: Edward T. Foote II
 ATHLETIC DIRECTOR: Paul Dee
 NICKNAME: Hurricanes
 COLORS: Orange, Green and White
 HOME COURT (CAPACITY): Miami Arena (15,388)
 CONFERENCE: BIG EAST
Coaches/Team

HEAD COACH: Leonard Hamilton (Tennessee-Martin/1971)
 RECORD AT SCHOOL: 121-136 (9 years)
 OVERALL RECORD: 177-199 (13 years)

ASSISTANTS: Dwight Freeman (Western State/1982), Stan Jones (Memphis State/1984), Scott Howard (Iowa State/1983)
 1998-99 RECORD [overall, conference (finish)]: 23-7/15-3 (2nd)

TOP RETURNING

LETTERWINNERS: Johnny Hemsley (G/F, Sr.), Mario Bland (C, Sr.), John Slamons (G/F, So.), Vernon Jennings (G, Sr.)
 TOP NEWCOMERS: James Jones (F, Fr.), Leroy Hurd (G/F, Fr.)

Media Information

SPORTS INFORMATION
 CONTACT: Sam Henderson
 OFFICE PHONE: 305-284-3244
 FAX PHONE: 305-284-2807
 HOME PHONE: 305-412-8364

PUERTO RICO, MAYAGÜEZ

LOCATION: Mayagüez, PR 00681
 ENROLLMENT: 13,000
 PRESIDENT: Dr. Zolma R. Toro
 ATHLETIC DIRECTOR: Héctor B. Figueroa
 NICKNAME: Tarzans
 COLORS: Kelly Green and White
 HOME COURT (CAPACITY): Rafael A. Mangual Coliseum (5,000)
 CONFERENCE: LAI

Coaches/Team

HEAD COACH: Johnny Flores (14 yrs.)
 ASSISTANTS: Pedro Vargas, Waddy Rivera
 1998-99 RECORD [overall, conference]: 12-7/12-5
 TOP RETURNING
 LETTERWINNERS: Chrispy Casiano (F, Jr.), Jason Rodriguez (G, Jr.)
Media Information
 SPORTS INFORMATION
 CONTACT: Luis R. Basco
 OFFICE PHONE: 787-832-4040 ex 2565
 FAX PHONE: 787-834-1980

LOUISIANA-LAFAYETTE

LOCATION: Lafayette, LA 70506
 ENROLLMENT: 17,000
 PRESIDENT: Dr. Ray P. Authement
 ATHLETIC DIRECTOR: Nelson Schexnayder
 NICKNAME: Ragin' Cajuns
 COLORS: Vermillion and White
 HOME COURT (CAPACITY): CAJUNDOME (12,800)
 CONFERENCE: Sun Belt
Coaches/Team

HEAD COACH: Jessie Evans (Eastern Michigan/1972)
 RECORD AT SCHOOL: 31-29 (2 yrs.)
 OVERALL RECORD: 31-29 (2 years)
 ASSISTANTS: Robert Lee (Nicholls State/1991), Bobby Champagne (South Alabama/1990), Paul Johnson (Harding/1997)
 1998-99 RECORD [overall, conference (finish)]: 13-16/7-7 (T-3rd)

TOP RETURNING

LETTERWINNERS: Blane Harmon (G, Jr.), Billy Jones (G, Jr.), Brett Smith (F/C, Jr.)
 TOP NEWCOMERS: Kenneth Lawrence (G, Fr.), Anthony Johnson (F, Fr.)

Media Information

SPORTS INFORMATION
 CONTACT: TBA
 OFFICE PHONE: 318-482-6331
 FAX PHONE: 318-482-6649


Year-by-Year vs. 1999-2000 Opponents

William & Mary (72-39)

1917	hW	39- 10
1923	hW	30- 29
1930	hW	44- 32
1935	hW	30- 24
1935	aL	26- 42
1936	hL	28- 36
1936	aL	36- 42
1937	hW	36- 29
1937	aW	38- 30
1938	hW	29- 25
1938	aW	41- 31
1939	hL	33- 46
1939	aL	30- 57
1940	aL	33- 38
1940	hL	29- 49
1941	hL	51- 54
1941	aL	50- 52
1942	hL	29- 34
1942	aW	45- 39
1943	hW	49- 34
1943	aL	25- 55
1944	hW	46- 22
1944	aW	58- 29
1945	aL	30- 41
1946	hW	51- 45
1947	aL	41- 50
1947	hW	56- 52
1948	hW	59- 41
1948	aL	42- 46
1949	hW	54- 52
1949	aL	47- 62
1950	aL	50- 64
1950	hW	60- 47
1951	aL	67- 73
1951	hW	82- 77

1952	aL	79- 85
1952	hL	76- 86
1953	aL	74- 91
1953	hW	75- 74
1954	aL	66- 82
1954	hL	52- 66
1955	nL	67- 82
1955	hL	69- 75
1955	aL	73-105
1956	aL	57- 66
1956	hL	74- 79
1957	aL	70- 72
1957	hW	94- 83
1957	nW	64- 56
1958	aW	87- 75
1958	hW	72- 68
1958	nL	61- 79
1959	aL	58- 59
1959	hW	74- 68
1960	aW (OT)	92- 91
1960	hW	86- 66
1961	aL	60- 74
1961	hW	85- 67
1962	aW	63- 49
1962	hW	104- 65
1963	hW (OT)	77- 71
1963	aL	63- 78
1963	nW	74- 72
1964	aW	73- 66
1964	hW (2OT)	90- 86
1965	aW	89- 75
1965	hW	76- 57
1965	nL	59- 70
1966	hW	95- 63
1966	aW	76- 69
1967	aW	96- 69

1967	hW (OT)	84- 79
1968	hW	90- 70
1968	aW (OT)	78- 72
1969	nW	83- 72
1969	aW	75- 60
1969	hW	77- 46
1970	hW	76- 65
1970	nL	79- 84
1970	aW	92- 72
1971	nW	88- 78
1971	aW	74- 62
1971	hW	91- 63
1972	hW	87- 65
1972	aW	90- 69
1973	aW	98- 77
1973	hW	127- 92
1974	hW	80- 61
1974	aW	72- 54
1975	aL	69- 76
1975	hW	101- 75
1976	hW	105- 79
1976	aW	50- 48
1978	hW	84- 59
1979	aW	55- 49
1981	hL	43- 51
1981	aL (3OT)	46- 48
1981	hW	76- 60
1982	aL	51- 66
1983	hW	85- 79
1988	hW	96- 75
1989	aW	76- 53
1990	hW	66- 64
1991	aL	60- 66
1993	hW	70- 66
1994	aW	95- 79
1994	hW	77- 53



Senior Jermaine Kimbrough defends a St. Bonaventure guard.

1995	aW	71- 66
1997	hW	71- 46
1997	aW	66- 64
1998	hW	59- 50

1995	hW	86- 72
1996	nW	76- 60
1998	aL	57- 62

UNC Asheville (3-0)

1989	hW	83- 62
1992	hW	91- 71
1998	hW (OT)	83- 76

East Tennessee State (12-2)


1959	hW	74- 56
1970	nL	74- 83
1972	hW	78- 67
1979	hW	82- 72
1980	aW	72- 68
1981	hW	94- 79
1987	hW	90- 60
1987	aW	85- 73
1989	hW	82- 79
1993	aW	80- 61
1994	hW	86- 64
1996	hW	83- 41
1997	hW	79- 50
1998	hL	48- 57

UNC Charlotte (7-6)

1988	hW	81- 60
1989	aW	84- 76
1992	aL	53- 62
1992	hW	73- 65
1992	nL	52- 70
1993	hL	56- 65
1993	nL	80- 89
1994	hW	63- 55
1994	nW	61- 57
1995	aL	60- 71

VMI (80-42)

1909	aL	9- 15
1910	aW	37- 14
1911	aW	35- 18
1913	aL	16- 33
1914	nW	27- 16
1915	nW	22- 21
1916	hL	19- 25
1917	aW	37- 22
1918	aW	31- 26
1918	hW	29- 22
1919	nL	19- 31
1919	hW	37- 20
1919	nW	30- 24
1920	aL	25- 31
1920	hW	23- 14
1920	nL	26- 28
1921	aL	21- 45
1921	hL	11- 26
1921	nL	25- 27
1922	aL	20- 30
1922	nW	26- 25
1922	hW	27- 19
1923	aW	22- 19
1923	nW	42- 16
1923	hL	20- 21
1924	aL	11- 22
1924	nL	15- 20
1925	aL	29- 30
1925	hW	27- 18
1926	hW	20- 18
1926	aL	19- 26
1927	aW	33- 30
1927	hW	26- 20



The halftime routines of the HighTechs are a popular feature at Virginia Tech games.

OPPONENT SCORES

1928	hL	11- 29	1962	hW	85- 71
1928	aL	22- 35	1962	nW	70- 66
1929	aL	19- 42	1963	hW	74- 70
1929	hW	33- 23	1963	aW	77- 66
1930	hW	39- 35	1972	nL	56- 57
1930	aL	21- 43	1974	hW	62- 51
1931	hW	28- 27	1975	aW	96- 64
1931	aL	30- 31	1978	nW	79- 66
1932	aW	25- 18	1982	hW	101- 76
1932	hW	23- 18	1983	aW	72- 54
1933	aW	38- 34	1983	hW	122- 61
1933	hW	27- 15	1986	aW	88- 73
1934	hW	22- 19	1987	hW	99- 68
1934	aL	26- 43	1989	nW (OT)	90- 83
1935	aL	25- 40	1990	hW	79- 77
1935	hW	25- 24	1993	hW	75- 44
1936	hW	31- 26	1993	hW	82- 59
1936	aL	36- 38	1994	hW	110- 75
1937	aL	22- 30	1995	hW	99- 67
1937	hW	32- 31	1997	hL	65- 73
1938	hW	28- 25			
1938	aL	23- 29			
1939	aL	36- 54	Radford		
1939	hL	30- 43	(2-0)		
1940	hW	40- 32	1988	hW	70- 56
1940	aL	35- 50	1997	hW	79- 72
1941	aL	52- 60			
1941	hL	31- 33	Liberty (12-1)		
1942	hW	28- 26	1979	hW	101- 88
1942	aL	42- 43	1981	hW	91- 67
1943	aL	33- 43	1982	aW	71- 53
1943	hL	38- 42	1990	hW	74- 61
1944	aW	46- 20	1991	hW	93- 64
1944	hW	39- 17	1992	aW	73- 70
1945	hW	42- 23	1993	hL	65- 71
1945	aW	57- 34	1994	hW	81- 65
1946	hW	58- 28	1995	aW	101- 70
1946	hW	48- 24	1996	hW	56- 53
1947	aW	53- 52	1997	aW	59- 47
1947	hW	47- 41	1997	hW	80- 47
1948	aW	50- 39	1998	aW	85- 51
1948	hW	59- 51			
1949	hW	66- 53	San Juan Shootout		
1949	aW	59- 48			
1950	aW	73- 41	Illinois State - Will be		
1950	hW	78- 58	first meeting		
1951	hW	85- 60			
1951	aL	76- 79	Detroit - Will be first		
1952	aW	73- 54	meeting		
1952	hL	53- 56			
1953	hW	83- 67	Puerto Rico Mayaguez -		
1953	aL	64- 90	Will be first meeting		
1954	aL	78- 82			
1954	hL	63- 64	Miami (Fla.) - Will be first		
1955	aL	74- 76	meeting		
1955	hW	78- 70			
1956	aW	64- 56	Pepperdine - Will be first		
1956	hW	95- 56	meeting		
1957	hW	80- 42			
1957	aW	82- 70	(formerly SW Louisiana)		
1958	aW	86- 63	Louisiana Lafayette (1-0)		
1958	hW	99- 82	1984	nW	71- 70
1959	aL	78- 81			
1959	hW	118- 60	Auburn (2-4)		
1960	aW (OT)	95- 93	1920	hW	26- 18
1960	hW	100- 71	1960	nL	73- 76
1961	hW	78- 63	1961	nL	63- 77
1961	aW	86- 85	1967	nL	61- 76
1962	aW	97- 75	1973	aL	74- 76
			1974	hW	83- 82



Tech fans packed Cassell Coliseum for a nationally-televised game against Xavier.

West Virginia (26-43)

1921	aW	37- 24	1976	hW	114- 80
1928	nL	24- 47	1976	aW	81- 78
1929	nL	27- 49	1977	aL	73- 74
1951	aL	67- 78	1977	hL	78- 86
1951	hW	79- 72	1978	hW	99- 88
1952	aL	53- 78	1978	aL	88- 89
1952	hL	82- 99	1979	aL	82- 83
1953	hL	55- 92	1979	hW	73- 61
1953	aL	62- 86	1980	hW (OT)	73- 71
1954	aL	68-111	1980	aW	68- 64
1954	nL	67-101	1980	nW	70- 64
1955	aL	82- 98	1982	nL	67- 75
1955	hL	61- 64	1983	aL (3OT)	86- 90
1956	aL	62- 84	1984	hL	67- 68
1957	nL	54- 59	1984	aW	65- 63
1960	nL	72- 82	1985	hW	76- 69
1961	aL	72- 83	1986	aL	48- 65
1962	aL	81- 85	1987	hW	92- 79
1962	hW	85- 82	1988	aL	52-101
1962	nL	72- 88	1989	hW (OT)	75- 68
1963	aL	83- 86	1991	aL	68- 94
1963	hL	76- 79	1991	hL	65- 66
1964	hL	73- 81	1993	aL	70- 74
1964	aL	77- 79	1993	nW	63- 58
1965	hW	82- 74	1994	aW	83- 73
1965	aL	73-127	1995	hW	68- 62
1969	nL	70- 81	1996	aL	65- 76
1969	aL	77- 82	1997	hL	52- 55
1970	nW	76- 75	1998	aL	68- 69
1970	hW	80- 78			
1971	nL	82- 93	Xavier (3-7)		
1971	aL	95-104	1993	aL	52- 85
1972	aW(3OT)	105-101	1994	hW	82- 55
1972	hL	82- 83	1996	aW	78- 73
1973	aW	86- 68	1996	hW	70- 61
1973	hW	76- 53	1997	aL	67-102
1974	hW	82- 80	1997	hL	72- 81
1974	aL	83- 94	1998	aL	66- 77
1975	aW (OT)	87- 86	1998	hL	63- 74
1975	hW	78- 68	1998	hL	67- 80
			1999	aL	69- 93

1976	hW	114- 80	Dayton (7-4)		
1976	aW	81- 78	1960	aL	59- 77
1977	aL	73- 74	1967	nL (OT)	66- 71
1978	hW	99- 88	1976	aW	76- 75
1978	aL	88- 89	1996	hW	63- 62
1979	aL	82- 83	1996	aW	73- 54
1979	hW	73- 61	1997	hW	59- 52
1980	hW (OT)	73- 71	1997	aL	54- 59
1980	aW	68- 64	1998	aL	60- 85
1980	nW	70- 64	1998	hW	54- 53
1982	nL	67- 75	1999	aW (OT)	73- 64
1983	aL (3OT)	86- 90	1999	hW	58- 55
1984	hL	67- 68			
1984	aW	65- 63	Duquesne (6-4)		
1985	hW	76- 69	1950	aL	49- 63
1986	aL	48- 65	1964	nL	84- 99
1987	hW	92- 79	1996	aW	88- 69
1988	aL	52-101	1996	hW	69- 63
1989	hW (OT)	75- 68	1997	aL	63- 76
1991	aL	68- 94	1997	hW	76- 62
1991	hL	65- 66	1998	aL	65- 72
1993	aL	70- 74	1998	hW	93- 79
1993	nW	63- 58	1999	aW	59- 58
1994	aW	83- 73	1999	hW	81- 60
1995	hW	68- 62			
1996	aL	65- 76	George Washington		
1997	hL	52- 55	(34-34)		
1998	aL	68- 69	1921	aW	26- 20
			1922	aL	33- 35
			1933	hL	40- 43
			1933	aL	19- 40
			1940	aL	30- 74
			1941	nL	37- 54
			1946	hL	48- 57
			1946	nW	39- 33
			1947	aL	49- 66
			1948	hL	58- 60
			1948	aL	37- 54
			1950	hW	71- 59
			1951	aW	86- 71

Continued on page 58

Year-by-Year vs. 1999-2000 Opponents

GW, continued

1952	hL	74- 88
1953	aL	59-106
1953	hL	65- 81
1953	aL	55- 93
1954	hL	40- 73
1955	aL	60- 95
1955	hL	57- 82
1956	hW	63- 61
1956	aL	70- 92
1957	aW	83- 67
1957	hW	82- 63
1958	hL	54- 70
1958	aL	72- 76
1959	hW	86- 81
1959	aW	91- 84
1959	nL	67- 85
1959	hW	75- 62
1960	aL	90-105
1960	nW	88- 52
1961	aW	99- 77
1961	hW	98- 92
1961	nL	83- 84
1961	aL	74- 80
1962	hW	91- 75
1963	hW	79- 75
1963	aL	73- 82
1963	hW	83- 76
1964	nL	89- 96
1964	hL	62- 64
1965	hW	92- 74
1965	aL	83- 84
1966	aW	82- 75
1966	hW	82- 61
1967	hW	78- 70
1967	aW	78- 66
1971	hW	87- 77
1973	hW	117- 89
1974	aL (2OT)	81- 88
1976	hW	80- 73
1977	aW (OT)	75- 73
1977	hW	81- 79
1980	aW	88- 81
1981	hW	92- 67
1981	aW	93- 72
1983	hW	77- 60
1990	aL	70- 88
1991	hW (OT)	73- 71
1996	nW	79- 71
1996	aL	47- 64
1997	hW	45- 43
1997	aL	52- 69
1998	aL	61- 75
1998	hL	50- 64
1999	hW	77- 75
1999	aL	67- 77

Fordham (7-0)

1982	hW	69- 58
1996	hW	81- 57
1997	aW	50- 32
1997	nW	56- 53
1998	hW	89- 70
1999	aW (OT)	79- 75
1999	nW	74- 63



The 1999-2000 Tech cheerleaders and the HokieBird.

Temple (0-7)

1966	nL	73- 88
1985	nL	57- 60
1996	aL	41- 57
1997	hL	41- 45
1998	aL	53- 60
1999	hL	48- 78
1999	nL	51- 64

Virginia (44-69)

1915	aL	21- 39
1916	aL	14- 30
1922	nL	22- 26
1923	nW	22- 18
1924	nL	16- 32
1925	aL	32- 43
1926	hL	19- 34
1927	aL	25- 34
1927	hL	14- 27
1928	aL	26- 35
1928	hL	12- 38
1929	hW	26- 25
1929	aL	25- 34
1930	aL	21- 28
1930	hW	34- 31
1931	hW	28- 21
1931	aL	25- 35
1932	hL	24- 35
1932	aL	22- 26
1933	nL	30- 36
1935	hL	24- 29
1935	aL	31- 54
1936	aL	26- 30
1937	nW	29- 28
1937	nL	22- 40
1938	aL	38- 43
1938	hW	35- 32
1939	aL	16- 45
1939	hL	25- 39
1940	hL	25- 34
1940	aL	27- 42

1941	nL	35- 49
1941	hL	39- 40
1942	nW	42- 25
1942	hL	36- 58
1943	nW	62- 46
1944	nL	55- 63
1945	hL	34- 44
1946	aL	29- 57
1947	hL	52- 58
1948	aW	54- 49
1948	hW	57- 43
1949	hW	52- 50
1949	aW	66- 64
1950	aW	63- 50
1950	hW	78- 64
1951	aW	60- 59
1951	hW	93- 62
1952	hW	90- 62
1952	aL	59- 74
1953	aL	95-108
1953	hL	85- 87
1954	nL	81- 97
1954	hL	73- 95
1954	aL	69- 78
1955	hL	59-107
1955	aW	78- 72
1955	nL	85-103
1956	aL	66- 71
1956	hW	76- 64
1957	hW	70- 56
1958	aL	66- 80
1959	hW	85- 73
1960	aW	80- 72
1961	hW	105- 70
1962	aW	92- 59
1963	hW	71- 63
1963	aW	75- 73
1964	hW	62- 60
1964	aW	78- 62
1965	hW	73- 56
1966	aL	65- 79

1967	hW	76- 60
1968	aW	84- 82
1969	nW	85- 74
1969	hW	68- 64
1970	aL	71- 81
1971	nL	59- 68
1971	hW	93- 74
1972	aL	85-107
1973	hW	87- 83
1974	aL	70- 84
1975	hW	74- 73
1976	nW	91- 69
1976	aL (2OT)	75- 79
1977	nW	65- 60
1977	nL	50- 55
1977	nW	71- 61
1978	nL	62- 66
1978	nL	68- 76
1979	nL	78- 93
1979	nL	72- 78
1980	nL	58- 65
1981	nL	51- 64
1982	nL	66- 80
1983	nL	64- 74
1984	nL	64- 74
1984	nW	56- 54
1985	nL	59- 67
1985	nW	84- 66
1987	nL	73- 91
1988	nW	66- 64
1989	nL (OT)	106-113
1990	nL	59- 77
1991	nL	61- 86
1992	nL (2OT)	57- 61
1993	nW	59- 53
1994	nL	61- 70
1995	nL	62- 63
1995	nW	72- 64
1997	nL	57- 58
1998	nL	55- 69
1999	nL	55- 64

Massachusetts (2-4)

1965	hW	91- 88
1996	hL	58- 74
1997	aW	63- 47
1998	hL	59- 68
1998	nL	58- 64
1999	aL	40- 55

St. Joseph's (2-2)

1996	hW	85- 76
1997	aL	50- 68
1998	hW	72- 61
1999	aL	66- 78

La Salle (4-4)

1996	nW	71- 55
1996	aW	61- 56
1997	hW	57- 46
1997	aL	56- 59
1998	hL	68- 72
1998	aL	64- 74
1999	aL	67- 75
1999	hW	87- 69

Old Dominion (11-4)

1972	aW	81- 80
1978	aW	91- 88
1979	hW	91- 85
1981	hW	100- 72
1983	aL	73- 76
1984	nW	86- 62
1984	hW	102- 76
1985	aW	90- 76
1986	aL	66- 86
1987	hW	97- 71
1988	aW	105- 92
1990	hW	91- 83
1990	aL	76- 84
1992	hW	78- 62
1993	aL	61- 71

St. Bonaventure (8-4)

1973	aW	96- 93
1974	hW	77- 75
1975	aL	69- 88
1976	nW	115- 74
1977	aL	82- 94
1978	hW	94- 89
1979	aL	76- 95
1980	hW	82- 70
1996	aW	65- 58
1997	hW	92- 80
1998	aW (OT)	69- 68
1999	hL	50- 54

Rhode Island (2-5)

1955	nW	80- 59
1996	aW (OT)	72- 66
1996	nL	71- 77
1997	hL	52- 73
1997	nL	63- 67
1998	aL	66- 73
1999	hL	67- 76

The Year in Review



Eddie Lucas earned a spot on the Atlantic 10 All-Conference team after leading the Hokies in scoring in his final season at Tech.

Hokies Finish 1998-99 Season Strong

FINAL RECORD

Virginia Tech was 13-15 overall and 7-9 in Atlantic 10 play.

WHAT A TURNAROUND!

Virginia Tech wrapped up Atlantic 10 Conference play with a 7-9 record and a fourth-place finish in the A-10 West. The Hokies had started conference play with an 0-5 record before winning seven of their last 11 conference games. The turnaround began with a 73-64 overtime victory at Dayton on Jan. 21, snapping Dayton's 14-game conference winning streak at the University of Dayton Arena.

TWO TABBED ALL-CONFERENCE

Guard Eddie Lucas and forward Rolan Roberts were

both named to the Atlantic 10 All-Conference teams. Both players were tabbed third-team selections by the media and coaches.

ROLAN'S BLOCK PARTY

Rolan Roberts set the Tech record for blocked shots by a sophomore with 57. During his freshman year, Roberts set a Tech freshman record with 60 blocked shots. (Roy Brow set the overall season record by blocking 100 shots during the 1987-88 season.)

BOMBS AWAY

Senior guard Eddie Lucas led the Hokies in points per game (14.9), 3-point field-goal percentage (43.4) and free-throw percentage (85.5).

Lucas led the Atlantic 10 in 3-point field-goal percentage and scored double figures 25 times during the year.

GET THAT OUTTA HERE

The Hokies held a 155-80 advantage in blocked shots over their opponents. Tech barely missed the school record of 160 swats, set by the 1987-88 team.

70 IS THE MAGIC NUMBER

Tech was 9-0 when scoring 70 or more points in a game in 1998-99.

CLOSE CONTESTS

The Hokies were 3-0 in overtime contests during the season. Tech had an 83-76 overtime win at home against UNC Asheville, a 73-64 overtime win at Dayton and a 79-75 overtime win at Fordham. Since the start of the 1986-87 season, Tech is 19-6 in overtime games, including seven straight victories.

FOR STARTERS

Tech used the same starting lineup in 26 of its 28 games during the season. Brendan Dunlop, Eddie Lucas and Rolan Roberts started all 28 games, while André Ray and Russ Wheeler started 27 games.

3-POINT BARRAGE

Virginia Tech led the Atlantic 10 Conference in 3-point



shooting with an average of 36.2 percent. The Hokies were third in field goal percentage at 42.8 percent.

THE STREAK CONTINUES

Tech has never finished a season with a losing home record since Cassell Coliseum was opened in 1962. The Hokies were 8-6 at home during the 1998-99 season.

LUCAS GOES TO NBA

Eddie Lucas capped off his incredible senior season when he was picked by the Utah Jazz as the 58th overall pick in the second round of the NBA draft. Lucas is the first Tech player drafted since Bimbo Coles was the 40th pick by the Sacramento Kings in the 1990 draft.

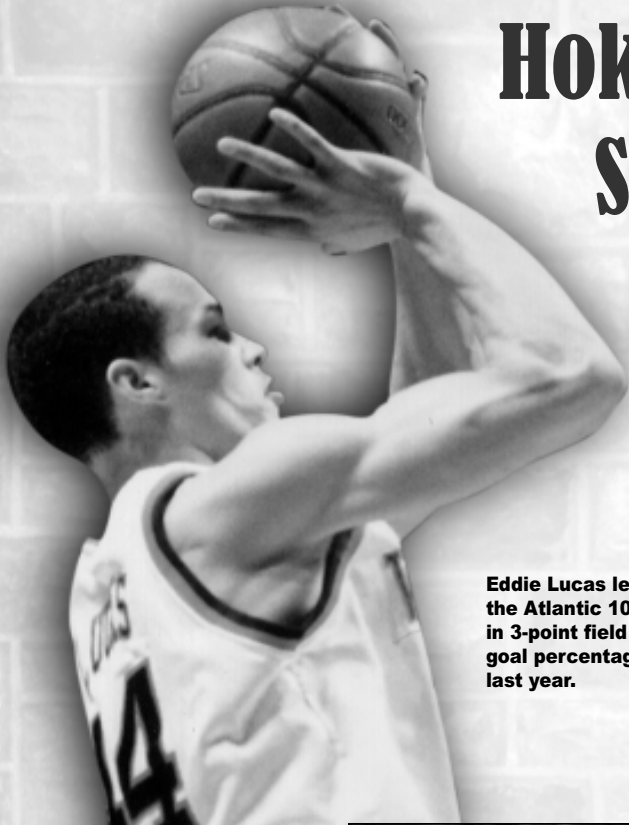


Eddie Lucas

Hokie Drafted in Second Round by Utah Jazz



Eddie Lucas



Eddie Lucas led the Atlantic 10 in 3-point field goal percentage last year.

Eddie Lucas, one of the best 3-point shooters in Virginia Tech history, became the 24th Hokie men's basketball player to be drafted by the NBA or ABA this past summer.

Lucas was a second-round draft pick and the 58th pick overall by the Utah Jazz in this past year's NBA draft on June 30. He is the first Tech player drafted since Bimbo Coles was drafted in

the second round in 1990 by the Sacramento Kings.

"I think I'll fit in well there," Lucas said. "They set a lot of strong picks and look for shooters, which is what I do best.

"I just hope to go in and learn. Hopefully, one of those guys will take me under his wing. I know I'm not the type of player who's going to make a huge impact. But I want to show them that I'm a hard worker and I want to improve every day. I hope I can help them out."

The Gaithersburg, Md., native played just two seasons at Tech after transferring from the Naval Academy. As a senior, he led Virginia Tech in scoring with a 14.9 point per game average on his way to being named to the Atlantic 10 All-Conference team.

Lucas led the Hokies in 3-point field goal percentage (43.4) and in field goal percentage (44.0). He led the Atlantic 10 Conference in 3-point field goal percentage and in 3-point field goals in a game.

Lucas was ranked among the nation's leaders in 3-point field goal percentage and in 3-point field goals per game. At one point, he was ranked ninth in the country in 3-point field goals and 12th in 3-point field goal percentage.



Lucas became the 24th Hokie men's basketball player to be drafted by the NBA or ABA.

1998-99 Results

13-15 Overall; 7-9 Atlantic 10; 1-1 A-10 Tournament

Date	Time	Opponent	Score	W/L	Att.	High Points	High Rebounds
11/14/98	2 p.m.	WILLIAM & MARY	59-50	W	2,733	(17) ROBERTS, Rolan	(11) LUCAS, Eddie
11/19/98	7 p.m.	EAST TENNESSEE ST.	48-57	L	2,454	(15) LUCAS, Eddie	(14) WHEELER, Russ
11/24/98	7:30 p.m.	at Liberty	85-51	W	6,223	(17) ROBERTS, Rolan (17) LUCAS, Eddie	(12) MIMS, Dennis
12/01/98	7 p.m.	UNC ASHEVILLE	83-76	W OT	3,810	(23) ROBERTS, Rolan	(12) ROBERTS, Rolan
12/05/98	7:30 p.m.	at UNC Charlotte	57-62	L	6,356	(15) ROBERTS, Rolan (15) DUNLOP, Brendan	(7) WHEELER, Russ (7) MIMS, Dennis
12/12/98	7 p.m.	WAKE FOREST	47-52	L	7,182	(13) LUCAS, Eddie	(5) MIMS, Dennis
12/19/98	7 p.m.	at West Virginia	68-69	L	4,739	(18) LUCAS, Eddie	(7) ROBERTS, Rolan
12/23/98	7 p.m.	COASTAL CAROLINA	85-65	W	3,194	(23) ROBERTS, Rolan	(5) WHEELER, Russ
12/30/98	7 p.m.	WINTHROP	62-55	W	3,194	(18) LUCAS, Eddie	(9) ROBERTS, Rolan
01/02/99	2 p.m.	* at Massachusetts	40-55	L	6,415	(14) LUCAS, Eddie	(8) WHEELER, Russ
01/06/99	8 p.m.	* XAVIER	67-80	L	3,536	(17) DUNLOP, Brendan (17) LUCAS, Eddie	(7) RAY, André
01/09/99	7 p.m.	* at St. Joseph's	66-78	L	3,200	(17) ROBERTS, Rolan	(9) ROBERTS, Rolan
01/12/99	7 p.m.	* at La Salle	67-75	L	1,148	(17) LUCAS, Eddie	(9) DUNLOP, Brendan
01/16/99	2 p.m.	* ST. BONAVENTURE	50-54	L	4,018	(20) LUCAS, Eddie	(4) DUNLOP, Brendan (4) MIMS, Dennis
01/21/99	7:30 p.m.	* at Dayton	73-64	W OT	11,661	(23) ROBERTS, Rolan	(10) ROBERTS, Rolan
01/23/99	4 p.m.	* at Xavier	69-93	L	10,100	(19) ROBERTS, Rolan (19) LUCAS, Eddie	(5) ROBERTS, Rolan
01/27/99	7:30 p.m.	# vs. Virginia	55-64	L	5,348	(13) ROBERTS, Rolan (13) LUCAS, Eddie	(8) ROBERTS, Rolan
01/31/99	2 p.m.	* LA SALLE	87-69	W	3,931	(22) LUCAS, Eddie	(7) ROBERTS, Rolan (7) WHEELER, Russ
02/03/99	7:35 p.m.	* at Duquesne	59-58	W	3,323	(17) LUCAS, Eddie	(10) MIMS, Dennis
02/06/99	2 p.m.	* G. WASHINGTON	77-75	W	5,046	(22) ROBERTS, Rolan	(7) ROBERTS, Rolan
02/10/99	7 p.m.	* RHODE ISLAND	67-76	L	4,643	(23) ROBERTS, Rolan	(10) WHEELER, Russ
02/13/99	2 p.m.	* at Fordham	79-75	W OT	2,185	(17) DUNLOP, Brendan	(6) RAY, André
02/16/99	7 p.m.	* TEMPLE	48-78	L	4,031	(17) DUNLOP, Brendan	(8) MIMS, Dennis
02/20/99	2 p.m.	* DAYTON	58-55	W	4,809	(19) LUCAS, Eddie	(7) ROBERTS, Rolan
02/24/99	7:30 p.m.	* at George Washington	67-77	L	5,223	(16) TOR, Alvaro	(11) TOR, Alvaro
02/27/99	2 p.m.	* DUQUESNE	81-60	W	3,978	(17) ROBERTS, Rolan	(6) DUNLOP, Brendan (6) MIMS, Dennis
03/03/99	Noon	% vs. Fordham	74-63	W		(19) ROBERTS, Rolan	(6) ROBERTS, Rolan
03/04/99	Noon	% vs. Temple	51-64	L		(17) LUCAS, Eddie	(6) ROBERTS, Rolan (6) WHEELER, Russ

* Atlantic 10 game
at Richmond, Va.
% Atlantic 10 Tournament

Attendance Summary

	Totals	Avg/Game
Home	56,559	4,040
Away	60,573	5,507
Neutral	5,348	1,783
Overall	122,480	4,374

1998-99 Records

Record	Overall	Home	Away	Neutral
All Games	(13-15)	(8-6)	(4-7)	(1-2)
Conference	(7-9)	(4-4)	(3-5)	(0-0)
Non-conference	(6-6)	(4-2)	(1-2)	(1-2)

1998-99 Statistics

No. Player	GP	GS	MIN	AVG	FG	FGA	PCT	3 POINT			FT	FTA	PCT	REBOUNDS				PF	FO	A	TO	BLK	ST	PTS	AVG
								FGFGA	PCT					OFF	DEF	TOT	AVG								
55 LUCAS, Eddie	28	28	991	35.4	143	325	.440	79	182	.434	53	62	.855	45	73	118	4.2	52	0	42	52	3	20	418	14.9
Conference Only	16	16	572	35.8	77	180	.428	44	103	.427	32	38	.842	23	38	61	3.8	30	0	25	31	0	11	230	14.4
4 ROBERTS, Rolan	28	28	783	28.0	151	320	.472	11	38	.289	83	160	.519	69	95	164	5.9	95	2	34	67	57	38	396	14.1
Conference Only	16	16	433	27.1	84	170	.494	6	24	.250	55	103	.534	34	47	81	5.1	58	1	19	34	29	17	229	14.3
15 DUNLOP, Brendan	28	28	1009	36.0	105	242	.434	31	86	.360	70	92	.761	15	82	97	3.5	62	1	111	98	2	38	311	11.1
Conference Only	16	16	590	36.9	58	135	.430	16	41	.390	41	50	.820	11	52	63	3.9	37	0	61	59	1	20	173	10.8
42 MIMS, Dennis	27	0	566	21.0	77	145	.531	0	0	.000	46	75	.613	58	78	136	5.0	65	2	26	50	41	16	200	7.4
Conference Only	16	0	348	21.8	49	91	.538	0	0	.000	29	48	.604	30	46	76	4.8	41	2	17	37	23	10	127	7.9
31 WHEELER, Russ	28	27	727	26.0	82	198	.414	0	0	.000	28	51	.549	58	91	149	5.3	84	4	29	37	22	27	192	6.9
Conference Only	116	15	414	25.9	50	123	.407	0	0	.000	18	32	.563	28	43	71	4.4	47	2	22	19	13	15	118	7.4
22 RAY, André	27	27	667	24.7	35	93	.376	8	24	.333	21	37	.568	30	74	104	3.9	74	4	41	59	13	11	99	3.7
Conference Only	16	16	392	24.5	17	44	.386	6	15	.400	17	24	.708	19	46	65	4.1	44	3	24	37	8	6	57	3.6
3 KIMBROUGH, Jermaine	28	1	395	14.1	28	99	.283	18	57	.316	14	20	.700	6	20	26	0.9	31	0	17	28	0	6	88	3.1
Conference Only	16	0	208	13.0	15	45	.333	11	26	.423	6	10	.600	3	11	14	0.9	21	0	11	14	0	2	47	2.9
14 WHALEY, David	21	0	177	8.4	20	53	.377	8	30	.267	3	5	.600	7	24	31	1.5	33	0	10	15	3	4	51	2.4
Conference Only	14	0	132	9.4	16	37	.432	6	23	.261	2	3	.667	3	16	19	1.4	22	0	9	11	2	4	40	2.9
52 TOR, Alvaro	25	1	160	6.4	16	37	.432	0	0	.000	15	22	.682	16	27	43	1.7	25	0	8	14	10	4	47	1.9
Conference Only	13	1	84	6.5	9	19	.474	0	0	.000	10	14	.714	8	17	25	1.9	13	0	4	5	4	2	28	2.2
33 VIEGAS, Rodrigo	19	0	128	6.7	6	37	.162	2	16	.125	2	2	1.00	14	9	23	1.2	6	0	4	9	3	3	16	0.8
Conference Only	11	0	57	5.2	2	17	.118	0	5	.000	0	0	.000	10	3	13	1.2	4	0	0	6	0	2	4	0.4
23 FLOYD, Sean	15	0	70	4.7	4	9	.444	0	1	.000	3	8	.375	4	7	11	.07	2	0	15	11	1	4	11	0.7
Conference Only	8	0	18	2.3	0	1	.000	0	0	.000	2	4	.500	1	2	3	0.4	1	0	4	5	0	0	2	0.3
5 SMITH, Phillip	2	0	2	1.0	0	0	.000	0	0	.000	0	0	.000	0	0	0	0.0	0	0	0	0	0	1	0	0.0
Conference Only	2	0	2	1.0	0	0	.000	0	0	.000	0	0	.000	0	0	0	0.0	0	0	0	0	0	1	0	0.0
Team Rebounds														54	29	83	2.9				8				
VIRGINIA TECH	28		5675		667	1558	.428	157	434	.362	338	534	.633	376	609	985	35.2	529	13	337	448	155	172	1829	65.3
Conference Only	16		3250		377	862	.437	89	237	.376	212	326	.650	197	338	535	33.4	318	8	196	263	80	90	1055	65.9
OPPONENTS	28		5675		633	1525	.415	178	474	.376	406	603	.673	367	607	974	34.8	516		307	421	81	212	1850	66.1
Conference Only	16		3250		383	884	.433	104	274	.380	252	372	.677	213	346	559	34.9	300		186	223	49	120	1122	70.1

Score by Periods	1st	2nd	OT1	TOTAL
Opponents	819	1007	24	1850
Virginia Tech	819	366	44	1829

Deadball Rebounds	OFF	DEF	TOTAL
Opponents	104	15	119
Virginia Tech	88	10	98

Game-by-Game Statistics

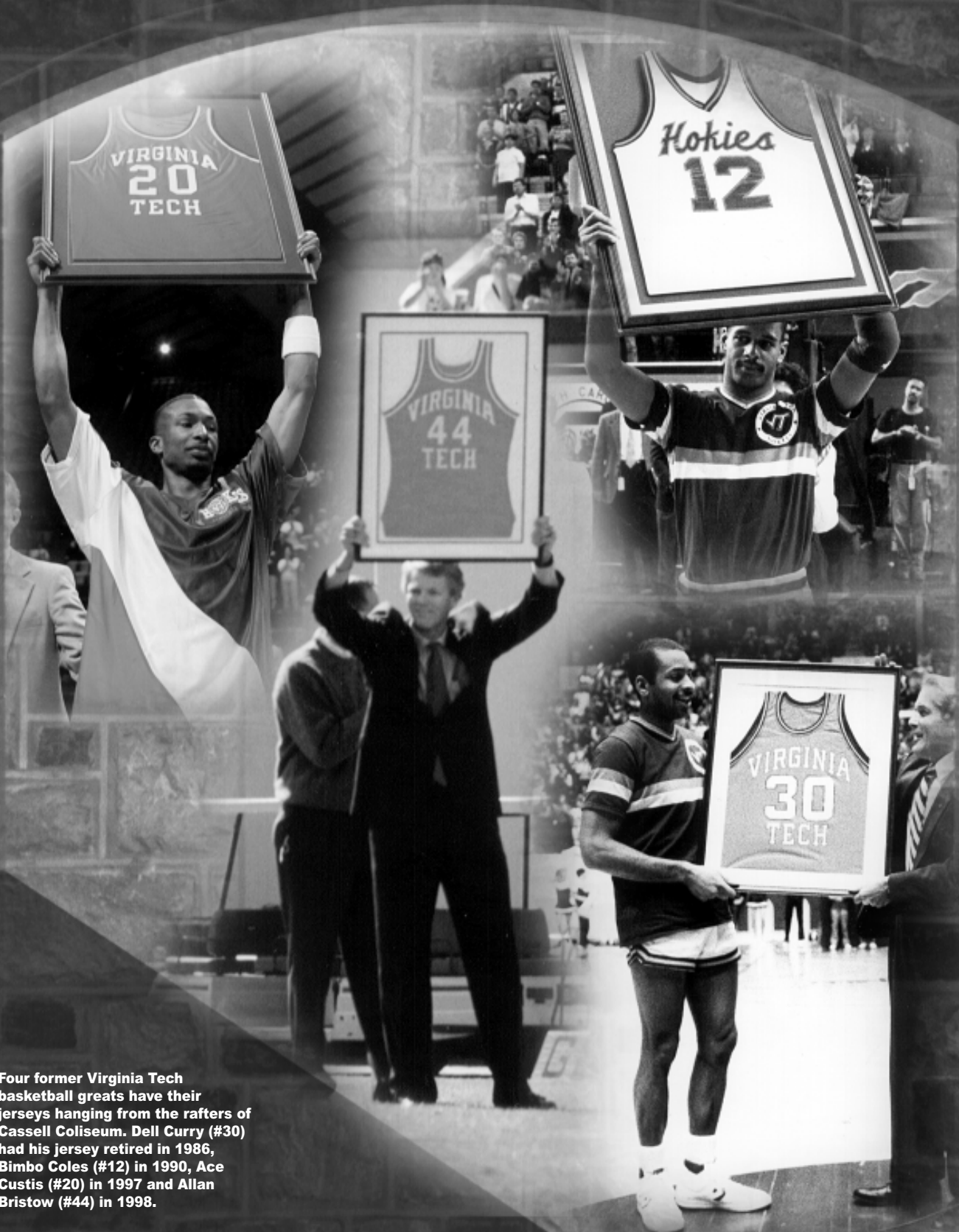
SCORING

OPPONENT	Kimb.	Roberts	Smith	Whaley	Dunlop	Ray	Floyd	Wheel.	Viegas	Mims	Tor	Lucas	VT	Opp.
WILLIAM & MARY	4	17		6	3	3	2	6	DNP	3	0	15	59	50
EAST TENNESSEE ST.	0	7		DNP	9	0	1	9	2	5	0	15	48	57
Liberty	14	17		DNP	7	DNP	4	8	2	12	4	17	85	51
UNC ASHEVILLE	0	23		DNP	20	3	0	14	0	5	0	18	83	76
UNC Charlotte	2	15		DNP	15	0	DNP	2	6	2	2	13	57	62
WAKE FOREST	8	5		0	10	4	0	2	0	4	1	13	47	52
West Virginia	2	16		0	16	5	DNP	9	2	DNP	0	18	68	69
COASTAL CAROLINA	0	23		2	12	6	2	2	0	17	4	17	85	65
WINTHROP	0	10		DNP	12	2	0	2	0	10	8	18	62	55
Massachusetts	0	8		0	4	2	0	6	0	6	0	14	40	55
XAVIER	0	10		5	17	8	0	5	0	5	0	17	67	80
St. Joseph's	9	17		0	9	4	0	7	0	15	1	4	66	78
La Salle	2	14		DNP	13	6	DNP	4	0	11	0	17	67	75
ST. BONAVENTURE	0	2		DNP	6	2	DNP	12	0	6	2	20	50	54
Dayton	3	23		2	8	1	DNP	14	0	4	0	18	73	64
Xavier	7	19		3	6	0	0	5	0	10	0	19	69	93
vs. Virginia	0	13		0	8	5	DNP	8	DNP	8	0	13	55	64
LA SALLE	0	18		3	12	2	0	18	2	8	2	22	87	69
Duquesne	5	6		4	9	0	DNP	8	0	8	2	17	59	58
GEORGE WASHINGTON	0	22	DNP	3	12	5	DNP	11	DNP	3	DNP	21	77	75
RHODE ISLAND	0	23	DNP	2	11	3	DNP	4	DNP	10	DNP	14	67	76
Fordham	10	14	DNP	2	17	7	DNP	2	DNP	16	1	10	79	75
TEMPLE	9	8	0	0	17	0	0	6	2	4	0	6	48	78
DAYTON	0	14	DNP	0	11	0	DNP	4	DNP	10	DNP	19	58	55
George Washington	2	14	DNP	3	11	7	0	4	0	4	16	6	67	77
DUQUESNE	0	17	0	13	10	10	2	8	DNP	7	4	10	81	60
vs. Fordham	8	19	DNP	0	15	5	DNP	6	DNP	7	0	14	74	63
vs. Temple	3	2	DNP	3	11	9	DNP	6	DNP	0	0	17	51	64
SCORING AVERAGE	3.1	14.1	0.0	2.4	11.1	3.7	0.7	6.9	0.8	7.4	1.9	14.9	65.3	66.1

REBOUNDS/ASSISTS

OPPONENT	Kimb.	Roberts	Smith	Whaley	Dunlop	Ray	Floyd	Wheel.	Viegas	Mims	Tor	Lucas	VT	Opp
WILLIAM & MARY	0/0	9/0		4/1	2/6	4/1	4/2	10/0	DNP	4/0	0/0	11/0	51/10	41/7
EAST TENNESSEE ST.	0/0	3/0		DNP	1/2	5/1	0/0	14/0	0/0	1/0	0/0	8/0	33/3	38/11
Liberty	3/0	10/0		DNP	3/7	DNP	3/4	10/1	2/0	12/1	6/0	6/2	57/15	30/12
UNC ASHEVILLE	0/0	12/1		DNP	4/4	3/5	0/1	6/2	0/0	5/2	3/0	1/0	37/15	31/13
UNC Charlotte	0/0	5/3		DNP	2/3	2/1	DNP	7/1	2/1	7/0	1/0	5/0	37/9	32/10
WAKE FOREST	2/0	4/1		3/0	3/2	2/0	1/0	3/1	0/0	5/1	3/1	3/2	33/8	36/9
West Virginia	0/1	7/2		1/0	3/2	5/0	DNP	5/0	2/1	DNP	0/1	3/6	31/13	35/11
COASTAL CAROLINA	2/1	4/0		1/0	3/3	4/1	0/3	5/0	3/1	4/3	4/2	3/3	36/17	26/5
WINTHROP	0/0	9/2		DNP	1/8	3/5	0/1	2/0	1/1	7/0	1/0	4/0	29/17	31/11
Massachusetts	0/0	4/0		1/0	1/3	4/1	1/0	8/1	0/0	4/0	1/0	4/0	31/5	39/9
XAVIER	0/0	2/0		3/0	3/5	7/2	0/1	6/1	0/0	3/1	0/0	5/2	29/12	35/10
St. Joseph's	2/2	9/1		0/0	0/3	2/1	0/0	4/2	2/0	8/1	0/1	4/1	33/12	33/12
La Salle	0/1	7/1		DNP	9/8	5/2	DNP	5/1	1/0	2/0	0/0	6/1	40/14	32/14
ST. BONAVENTURE	2/0	0/1		DNP	4/4	3/4	DNP	3/0	0/0	4/1	3/0	2/1	23/11	29/6
Dayton	1/0	10/1		0/0	4/4	7/2	DNP	6/2	0/0	8/1	1/1	5/0	45/11	39/13
Xavier	2/2	5/0		0/1	4/0	1/0	1/0	1/2	1/0	4/4	1/1	3/2	25/12	35/17
vs. Virginia	0/2	8/3		0/0	5/6	4/2	DNP	5/0	DNP	5/0	0/0	4/0	35/13	37/12
LA SALLE	0/0	7/1		2/1	5/10	1/2	0/1	7/3	2/0	3/0	1/0	4/4	35/22	27/9
Duquesne	3/1	2/1		1/1	3/1	6/3	DNP	3/1	0/0	10/0	0/0	3/3	34/11	39/8
GEORGE WASHINGTON	0/1	7/1	DNP	2/3	5/3	5/1	DNP	3/1	DNP	2/3	DNP	4/1	32/14	32/12
RHODE ISLAND	0/0	4/2	DNP	1/2	5/4	6/0	DNP	10/4	DNP	4/1	DNP	2/1	33/14	44/11
Fordham	4/1	2/1	DNP	3/0	2/3	6/3	DNP	3/1	DNP	4/3	1/1	5/5	36/18	32/14
TEMPLE	0/3	6/2	0/0	0/0	3/1	0/0	1/1	5/1	7/0	8/0	1/0	6/0	40/8	34/16
DAYTON	0/0	7/3	DNP	0/0	6/5	2/1	DNP	1/0	DNP	4/1	DNP	4/0	26/10	25/8
George Washington	0/0	6/0	DNP	1/0	3/2	6/2	0/1	3/1	0/0	2/1	11/0	2/2	37/9	50/17
DUQUESNE	0/0	3/4	0/0	5/1	6/5	4/0	0/0	3/1	DNP	6/0	5/0	2/2	36/13	36/5
vs. Fordham	4/0	6/2	DNP	1/0	4/3	5/0	DNP	5/1	DNP	5/2	0/0	4/1	39/9	38/9
vs. Temple	1/2	6/1	DNP	2/0	3/4	2/1	DNP	6/1	DNP	5/0	0/0	5/3	32/12	40/11
REBOUND AVERAGE	0.9	5.9	0.0	1.5	3.5	3.9	0.7	5.3	1.2	5.0	1.7	4.2	35.2	34.8
ASSIST AVERAGE	0.4	1.2	0.0	0.5	3.9	1.5	1.0	1.0	0.2	1.0	0.3	1.5	12.0	10.9

Tech Record Book



Four former Virginia Tech basketball greats have their jerseys hanging from the rafters of Cassell Coliseum. Dell Curry (#30) had his jersey retired in 1986, Bimbo Coles (#12) in 1990, Ace Custis (#20) in 1997 and Allan Bristow (#44) in 1998.

Individual Records

GAMES

Season

Appeared In: 35, by 10 players

Started: 35, by eight players

Career

Appeared In: 129, Perry Young, 1981-85

Started: 126, Dell Curry, 1982-86; Bobby Beecher, 1982-86

Consecutive Starts: 123, Ace Custis, 1993-97

MINUTES PLAYED

Game

Overall: 55, Randy Minix vs. West Virginia, 1-26-72; Dale Solomon vs.

William & Mary, 1-21-81; Dell Curry vs. West Virginia, 2-2-83

Season

Overall: 1,297, Shawn Good and Damon Watlington, 1994-95 (35 games)

Highest Average: 38.6, Jay Purcell, 1991-92 (28 games)

Career

Overall: 4,275, Dell Curry, 1982-86

Highest Average: 35.1, Dale Solomon, 1978-82

POINTS

Game

Overall: 52, Allan Bristow vs. Geo. Washington, 2-21-73

Home Court: 52, Allan Bristow vs. Geo. Washington, 2-21-73

Opponent's Court: 41, Chris Smith at VMI, 1-19-60; Dell Curry at Cincinnati, 1-18-86

Neutral Court: 43, Bimbo Coles vs. Virginia, at Richmond Col., 1-25-89

Losing Effort: 43, Bimbo Coles vs. Virginia, 1-25-89

NCAA Tournament: 29, Glen Combs vs. Indiana, 3-17-67

NIT: 29, Allan Bristow vs. Alabama, 3-24-73; Perry Young vs. South Alabama, 3-18-84

Season

Overall: 785, Bimbo Coles, 1989-90 (31 games)

Highest Average (overall): 26.6, Bimbo Coles, 1988-89 (27 games)

Double-Figure Games: 34, Dell Curry, 1983-84 (35 games)

*30-Point Games: 9, Bimbo Coles, 1988-89

40-Point Games: 2, Bimbo Coles, 1988-89

50-Point Games: 1, Allan Bristow, 1972-73; Bimbo Coles, 1987-88

Career

Overall: 2,484, Bimbo

Coles, 1986-90

Highest Average: 23.1, Allan Bristow, 1970-73

Double-Figure Games:

115, Dell Curry,

1982-86

Consecutive Double-

Figure Games: 78,

Allan Bristow, 1970-73

*30-Point Games: 21,

Bimbo Coles, 1986-90

40-Point Games: 3,

Bimbo Coles, 1986-90

50-Point Games: 1,

Allan Bristow, 1970-73;

Bimbo Coles, 1986-90

**Games of 40 points or more are not included in these totals.*



Terry Penn made a school-record 20 free throws in a 1957 game against The Citadel.



Forward Ace Custis started a school-record 123 consecutive games for the Hokies from 1993-97.

FIELD GOALS

Game

Made: 22, Allan Bristow vs. Geo. Washington, 2-21-73

Attempted: 36 (made 19), Bill Matthews vs. The Citadel, 2-23-56; (made 17), Loyd King vs. N.C. State, 12-12-70

Percentage (min. 10 attempts): 1.000, Russell Davis, 15-15, vs. Vermont, 12-31-74

3-PT Made: 7, Wally Lancaster vs. San Francisco St., 1-3-87 and Richmond, 2-15-88

3-PT Attempted: 20 (made 6), Wally Lancaster vs. Marquette, 2-20-88

3-PT Percentage (min. 7 attempts): 1.000, Wally Lancaster, 7-7, vs. San Francisco St., 1-3-87

Season

Made: 305, Dell Curry, 1985-86 (30 games)

Attempted: 693, Bimbo Coles, 1989-90 (31 games)

Percentage: .669, Duke Thorpe, 168 of 251, 1975-76

3-PT Made: 106, Wally Lancaster, 1987-88 (29 games)

3-PT Attempted: 302, Wally Lancaster, 1987-88

3-PT Percentage: .467, Wally Lancaster, 78 of 167, 1986-87

Career

Made: 1,021, Dell Curry, 1982-86

Attempted: 2,029, Bimbo Coles, 1986-90

Percentage: .604, Duke Thorpe, 529 of 876, 1973-77

3-PT Made: 257, Wally Lancaster, 1986-89

3-PT Attempted: 694, Wally Lancaster, 1986-89

3-PT Percentage: .404, Damon Watlington, 175 of 433, 1992-96

Consecutive Games with 3-PT Made: 73, Wally Lancaster, 1986-89

FREE THROWS

Game

Made: 20, Terry Penn vs. The Citadel, 1-10-57

Attempted: 27 (made 18), Bimbo Coles vs. So. Mississippi, 2-6-88

Percentage (min. 10 attempts): 1.000, Rod Wheeler, 18 of 18 vs. Richmond, 12-28-90

Consecutive FTs Made: 18, Terry Penn vs. The Citadel, 1-10-57;

Rod Wheeler vs. Richmond, 12-28-90



Roy Brow (54) holds the all-time blocked shots mark.

FREE THROWS

Season

Made: 200, Bimbo Coles, 1987-88 (29 games)
 Attempted: 297, Bill Matthews, 1953-54 (27 games)
 Percentage: .916, Phil Thieneman, 98 of 107, 1976-77

Career

Made: 593, Bimbo Coles, 1986-90
 Attempted: 793, Bimbo Coles, 1986-90
 Percentage: .842, Phil Thieneman, 139 of 165, 1973-77

REBOUNDS

Game

Overall: 36, Chris Smith vs. Washington & Lee, 1-9-59
 NCAA Tournament: 19, Ken Talley vs. Toledo, 3-11-67
 NIT: 18, Ace Custis vs. New Mexico St., 3-22-95

Season

Overall: 495, Chris Smith, 1959-60 (26 games)
 Highest Average: 20.4, Chris Smith, 1958-59 (21 games)

Career

Overall: 1,508, Chris Smith, 1957-61
 Highest Average: 17.1, Chris Smith, 1957-61

ASSISTS

Game


Overall: 12, Dave Sensibaugh vs. Oregon, 12-19-75; Bimbo Coles vs. Missouri, 12-16-87; Troy Manns vs. St. Bonaventure, 1-2-97
 NCAA Tournament: 8, Troy Manns vs. Kentucky, 3-16-96
 NIT: 8, Dell Curry vs. William & Mary, 3-17-83

Season

Overall: 192, Dave Sensibaugh, 1975-76 (28 games)
 Highest Average (overall): 6.9, Dave Sensibaugh, 1975-76

Career

Overall: 547, Bimbo Coles, 1986-90
 Highest Average: 4.8, Bimbo Coles, 1986-90



Dell Curry was known for his long-range jumper, but he also set Tech records for steals.

Career Scoring Leaders

Player	Yrs. Played	Pts.	Avg.
Bimbo Coles	1986-90	2484	21.6
Dell Curry	1982-86	2389	18.9
Dale Solomon	1978-82	2136	18.4
Perry Young	1981-85	1899	14.7
Allan Bristow	1970-73	1804	23.1
Bob Ayersman	1957-61	1782	20.5
Ace Custis	1993-97	1706	13.7
Wally Lancaster	1986-89	1696	20.7
Bill Matthews	1952-56	1652	16.5
Chris Smith	1957-61	1635	18.6
Bobby Beecher	1982-86	1548	12.2
Howard Pardue	1961-64	1445	20.0
Shawn Smith	1992-96	1440	12.1
Glen Combs	1965-68	1361	17.9
Les Henson	1976-80	1334	11.5
Duke Thorpe	1973-77	1294	12.2
Bucky Keller	1959-62	1292	18.2
Keith Colbert	1982-86	1290	10.6
Wayne Robinson	1976-80	1283	11.2
Sumner Tilson	1948-51	1256	16.5
Loyd King	1968-71	1248	17.1
Damon Watlington	1992-96	1224	10.4
Jeff Schneider	1978-82	1178	10.2
Dick Sayre	1947-51	1165	11.8
Jay Purcell	1990-94	1075	9.5
Marshall Ashford	1975-79	1058	9.4
Russell Davis	1974-76	1052	19.5
Chris Ellis	1966-69	1050	14.1
Craig Lieder	1971-74	1034	13.6
Shawn Good	1992-96	1008	8.5

STEALS

Game

Overall: 8, Dell Curry vs. Louisville, 1-14-84; Rod Wheeler vs. VCU, 12-11-90

Season

Overall: 89, Dell Curry, 1983-84 (35 games)
 Highest Average (overall): 2.6, Dell Curry, 1985-86 (30 games)

Career

Overall: 295, Dell Curry, 1982-86
 Highest Average: 2.3, Dell Curry, 1982-86

BLOCKED SHOTS

Game

Overall: 9, Roy Brow vs. James Madison, 12-6-86 & Baptist College, 12-12-87

Season

Overall: 100, by Roy Brow, 1987-88 (28 games)

Career

Overall: 251, Roy Brow, 1984-88
 Highest Average: 2.4, Roy Brow, 1984-88

FOULS

Season

Committed: 117, Bobby Beecher, 1983-84 (35 games)
 Disqualifications: 9, shared by four players

Career

Committed: 414, Bobby Beecher, 1982-86
 Disqualifications: 27, Keith Colbert, 1982-86

TURNOVERS

Game

Overall: 11, Bimbo Coles vs. Creighton, 12-30-89

Season

Overall: 113, Dell Curry, 1983-84 (35 games)

Career

Overall: 388, Dell Curry, 1982-86

Team Records

POINTS

Game

Overall: 141, vs. So. Mississippi, 2-6-88
 Homecourt: 141, vs. So. Mississippi, 2-6-88
 Opponent's Court: 108, vs. Guilford, 12-14-55
 Neutral Court: 115, vs. St. Bonaventure, 1-3-76 (Roanoke CC)
 First Half: 68, vs. South Carolina St., 12-18-82
 Second Half: 73, vs. Johns Hopkins, 11-30-81
 Overtime Period: 22, vs. Florida State, 1-12-81
 Losing Effort: 106, vs. Virginia, 1-25-89
 NCAA Tournament: 89, vs. Western Kentucky, 3-7-80
 NIT: 92, vs. Notre Dame, 3-25-73
 Fewest Scored: 7, vs. Washington & Lee, 1-27-23
 Fewest Allowed: 2, vs. Virginia Christian, 2-9-17

Most Allowed: 133, vs. So. Mississippi, 2-6-88

Both Teams: 274, vs. So. Mississippi, 141-133, 2-6-88

Season

Overall: 2,646, 1987-88 team (29 games)
 Highest Average: 91.2, 1987-88 team
 100-Point Games: 7, 1975-76 team and 1987-88 team
 Consecutive 100-Point Games: 2, six times
 100-Point Games Allowed: 7, 1988-89 team

FIELD GOALS

Game

Made: 52, vs. VMI, 2-20-59
 Attempted: 111 (made 37), vs. VMI, 1-25-60
 Highest Percentage: .722, vs. Syracuse, 39 of 54, 1-28-76
 Highest Percentage for a Half: .821, vs. Syracuse, 23 of 28, 1-28-76
 Lowest Percentage: .224, vs. Alabama, 19 of 78, 1-4-61
 Lowest Percentage for a Half: .194 vs. Marquette, 7 of 36, 2-15-94
 3-PT Made: 16, vs. Marquette, 1-7-89
 3-PT Attempted: 36, vs. Marquette, 1-7-89
 Highest 3-PT Percentage (min. 10 attempts): .692, vs. Florida St., 9 of 13, 2-24-90

Season

Made: 1,058, 1983-84 team (35 games)
 Attempted: 2,168, 1989-90 team (31 games)
 Highest Percentage: .517, 1981-82 team, 1,030 of 1,993
 Lowest Percentage: .312, 1953-54 team, 575 of 1,845
 3-PT Made: 199, by 1988-89 team
 3-PT Attempted: 588, by 1988-89 team
 Highest 3-PT Percentage: .395, 1995-96 team, 155 of 392
 Lowest 3-PT Percentage: .300, 1991-92 team, 115 of 383

Team Marks

Season	W-	L	FG%	FT%	Reb.	Avg.	Pts.	Avg.
1956-57	14-	8	.397	.716	840	38.2	1548	70.4
1957-58	11-	8	.406	.692	860	45.3	1419	74.7
1958-59	16-	5	.433	.695	1205	*57.4	1758	83.7
1959-60	20-	6	.420	.734	*1460	56.2	2127	81.8
1960-61	15-	7	.438	.698	1229	55.9	1874	85.2
1961-62	19-	6	.451	.728	1256	50.2	2047	81.9
1962-63	12-	12	.446	.699	1064	44.3	1758	73.3
1963-64	16-	7	.439	.718	1148	49.9	1813	78.8
1964-65	13-	10	.447	.661	1186	51.6	1878	81.7
1965-66	19-	5	.468	.709	1171	48.8	2051	85.5
1966-67	20-	7	.465	.624	1316	48.7	2130	78.9
1967-68	14-	11	.470	.694	1085	43.4	1954	78.2
1968-69	14-	12	.436	.710	1213	46.7	1956	75.2
1969-70	10-	12	.421	.710	1001	45.5	1600	72.7
1970-71	14-	11	.448	.724	1273	50.9	2047	81.9
1971-72	16-	10	.431	.677	1312	50.5	2004	77.1
1972-73	22-	5	.457	.681	1315	48.7	2309	85.5
1973-74	13-	13	.411	.684	1142	43.9	1975	76.0
1974-75	16-	10	.477	.732	1140	43.8	2090	80.4
1975-76	21-	7	.502	.698	1277	45.6	2441	87.2
1976-77	19-	10	.474	.720	1206	41.6	2342	80.8
1977-78	19-	8	.479	.684	1115	41.3	2314	85.7
1978-79	22-	9	.511	.727	1152	37.2	2547	82.2
1979-80	21-	8	.497	.722	1018	35.1	2175	75.0
1980-81	15-	13	.477	*.750	932	33.3	2034	72.6
1981-82	20-	11	*.517	.698	1020	32.9	2437	78.6
1982-83	23-	11	.503	.708	1130	33.2	2603	76.6
1983-84	22-	13	.508	.682	1120	32.0	2594	74.1
1984-85	20-	9	.500	.683	1122	38.7	2346	80.9
1985-86	22-	9	.499	.731	1105	35.6	2440	78.7
1986-87	10-	18	.435	.664	1073	38.3	2034	72.6
1987-88	19-	10	.444	.686	1244	42.9	*2646	*91.2
1988-89	11-	17	.424	.718	1190	42.5	2441	87.2
1989-90	13-	18	.404	.643	1205	38.9	2384	76.9
1990-91	13-	16	.419	.677	1074	37.0	2133	73.6
1991-92	10-	18	.440	.650	986	35.2	1822	65.1
1992-93	10-	18	.406	.688	969	34.6	1880	67.1
1993-94	18-	10	.437	.685	1065	38.0	2028	72.4
1994-95	*25-	10	.475	.693	1323	37.8	2640	75.4
1995-96	23-	6	.457	.698	1011	34.9	2036	70.2
1996-97	15-	16	.436	.665	999	32.2	1934	62.4
1997-98	10-	17	.370	.675	965	35.7	1787	66.2
1998-99	13-	15	.428	.663	985	35.2	1829	65.3

*Tech record



Bimbo Coles (l) and Wally Lancaster combined for 90 points in Tech's record-setting 141-133, triple-overtime win over Southern Mississippi.


FREE THROWS

Game

Made: 52, vs. William & Mary, 2-16-57
Attempted: 63, vs. William & Mary, 2-16-57
Highest Percentage (min. 10 attempts): 1.000, vs. North Carolina, 13 of 13, 2-17-75; (min. 20 attempts): .957, vs. Dayton, 22 of 23, 12-17-76
Lowest Percentage (min. 1 made): .125, vs. East Carolina, 1 of 8, 2-18-67

Season

Made: 576, 1994-95 team (35 games)
Attempted: 906 (made 535), 1953-54 team (27 games)
Highest Percentage: .750, 1980-81 team, 464 of 619
Lowest Percentage: .572, 1948-49 team, 298 of 521



Tech's all-time rebound leader Chris Smith helped the 1958-59 team post a school-record 57.4 rebounds per game.

BLOCKED SHOTS

Game

Overall: 15, vs. Coastal Carolina, 12-4-93

Season

Overall: 160, 1987-88 team (29 games)

FOULS

Game

Overall: 39, vs. N.C. State, 12-12-70
Disqualifications: 6, vs. N.C. State, 12-12-70 and Louisville, 2-10-86

Season

Overall: 724, 1982-83 team (34 games)
Disqualifications: 34, 1987-88 team

REBOUNDS

Game

Overall: 83, vs. VMI, 2-19-61
NCAA Tournament: 55, vs. Indiana, 3-17-67
NIT: 52, vs. Notre Dame, 3-25-73
Fewest: 15, vs. Tulane, 3-8-84

Season

Overall: 1,461, 1959-60 team (26 games)
Highest Average: 57.4, 1958-59 team (21 games)
Lowest Average: 32.0, 1983-84 team (35 games)
Highest Margin: +13.9, 1958-59 team
Lowest Margin: -6.0, 1992-93 team

ASSISTS

Game

Overall: 31, vs. South Carolina St., 12-18-82
NCAA Tournament: 16, vs. Kentucky, 3-16-96
NIT: 23, vs. William & Mary, 3-17-83

Season

Overall: 561, 1982-83 team (34 games)

STEALS

Game

Overall: 19, vs. Memphis St., 1-31-83 and South Carolina, 1-12-85

Season

Overall: 327, 1983-84 team (35 games)



Forward Shawn Smith was the Hokies' top scorer in 1994-95 as Tech posted a record 25 wins.

TURNOVERS

Game

Overall: 40, vs. Austin Peay, 12-7-74
Fewest: 4, vs. Memphis State, 1-8-82 and Florida Atlantic, 12-28-93

Season

Overall: 547, 1978-79 team (31 games)
Fewest: 345, 1995-96 team (29 games)
Best Margin: +4.8, 1987-88 team (29 games); 1989-90 team (31 games)
Worst Margin: -2.6, 1991-92 team (28 games)

MISCELLANEOUS RECORDS

Game

Biggest Victory Margin: 81, vs. Washington & Lee, 105-24, 1-9-59
Biggest Margin of Defeat: 56, vs. Marshall, 113-57, 12-9-52
Most Overtimes: 3, vs. West Virginia, 1-26-72; William & Mary, 1-21-81; West Virginia, 2-2-83
Most Double Figure Scorers: 7, vs. Johns Hopkins, 11-30-81
Most Double Figure Rebounders: 4, vs. VMI, 3-2-62

Season

Most Wins: 25, 1994-95 team (35 games)
Fewest Losses: 0, 1909-10 team (11 games)
Highest Won-Loss Percentage: 1.000, 1909-10 team, 11-0
Most Losses: 24, 1953-54 team (27 games)
Fewest Wins: 1, 1933-34 (16 games)
Lowest Won-Loss Percentage: .063, 1933-34 team, 1-15
Most Consecutive Wins (single season): 12, 1917-1918 team, 15-5
Most Consecutive Wins (over two seasons): 19, 1909-11 and 1917-19
Most Consecutive Losses: 18, 1954-55 team
Most Consecutive Winning Seasons: 12, 1974-86
Most Consecutive Losing Seasons: 18, 1923-41
Most Consecutive Non-Losing Seasons: 16, 1970-86

Year-by-Year Leaders

POINTS

Season	Name, Position	Pts.
1956-57	Abe Coates, C	354
1957-58	Bob Ayersman, F	393
1958-59	Bob Ayersman, F	556
1959-60	Chris Smith, C	577
1960-61	Chris Smith, C	438
1961-62	Bucky Keller, G	543
1962-63	Howard Pardue, F	446
1963-64	Howard Pardue, F	472
1964-65	John Wetzel, F	330
1965-66	John Wetzel, F	445
1966-67	Glen Combs, G	577
1967-68	Glen Combs, G	522
1968-69	Chris Ellis, G	514
1969-70	Loyd King, G	430
1970-71	Loyd King, G	532
1971-72	Allan Bristow, F	650
1972-73	Allan Bristow, C	644
1973-74	Craig Lieder, F	444
1974-75	Russell Davis, F	490
1975-76	Russel Davis, F	562
1976-77	Duke Thorpe, F	453
1977-78	Ron Bell, G	441
1978-79	Dale Solomon, C	534
1979-80	Dale Solomon, F	485
1980-81	Dale Solomon, C	589
1981-82	Dale Solomon, C	528
1982-83	Perry Young, F	548
1983-84	Dell Curry, G	674
1984-85	Perry Young, F	536
1985-86	Dell Curry, G	722
1986-87	Wally Lancaster, G	462
1987-88	Bimbo Coles, G	702
1988-89	Bimbo Coles, G	717
1989-90	Bimbo Coles, G	*785
1990-91	Antony Moses, G-F	465
1991-92	Thomas Elliott, F	337
1992-93	Thomas Elliott, F	321
1993-94	Jay Purcell, G	372
1994-95	Shawn Smith, F	560
1995-96	Ace Custis, F	390
1996-97	Ace Custis, F	456
1997-98	Rolan Roberts, F	366
1998-99	Eddie Lucas, G	418

SCORING AVERAGE

Season	Name, Position	Avg.
1956-57	Abe Coates, C	16.1
1957-58	Bob Ayersman, F	20.7
1958-59	Bob Ayersman, F	26.5
1959-60	Chris Smith, C	22.2
1960-61	Chris Smith, C	19.9
1961-62	Bucky Keller, G	21.7
1962-63	Howard Pardue, F	18.6
1963-64	Howard Pardue, F	20.5
1964-65	John Wetzel, F	14.3
1965-66	John Wetzel, F	18.5
1966-67	Glen Combs, G	21.3
1967-68	Glen Combs, G	20.9
1968-69	Chris Ellis, G	19.7
1969-70	Loyd King, G	19.3
1970-71	Loyd King, G	21.3
1971-72	Allan Bristow, F	25.0
1972-73	Allan Bristow, C	23.9

1973-74	Craig Lieder, F	17.8
1974-75	Russell Davis, F	18.8
1975-76	Russell Davis, F	20.1
1976-77	Duke Thorpe, F	15.6
1977-78	Ron Bell, G	16.3
1978-79	Dale Solomon, C	17.8
1979-80	Dale Solomon, F	16.7
1980-81	Dale Solomon, C	21.0
1981-82	Dale Solomon, C	18.2
1982-83	Perry Young, F	16.1
1983-84	Dell Curry, G	19.3
1984-85	Perry Young, F	18.5
1985-86	Dell Curry, G	24.1
1986-87	Wally Lancaster, G	17.1
1987-88	Bimbo Coles, G	24.2
1988-89	Bimbo Coles, G	*26.6
1989-90	Bimbo Coles, G	25.3
1990-91	Antony Moses, G-F	16.0
1991-92	Thomas Elliott, F	12.0
1992-93	Thomas Elliott, F	11.9
1993-94	Jay Purcell, G	13.3
1994-95	Shawn Smith, F	16.0
1995-96	Ace Custis, F	13.4
1996-97	Ace Custis, F	14.7
1997-98	Rolan Roberts, F	13.6
1998-99	Eddie Lucas, G	14.9

FIELD GOALS MADE

Season	Name, Position	FGs
1956-57	Abe Coates, C	113
1957-58	Bob Ayersman, F	146
1958-59	Bob Ayersman, F	204
1959-60	Chris Smith, C	209
1960-61	Chris Smith, C	169
1961-62	Howard Pardue, F	220
1962-63	Howard Pardue, F	190
1963-64	Howard Pardue, F	195
1964-65	John Wetzel, F	135
1965-66	John Wetzel, F	161
1966-67	Glen Combs, G	240
1967-68	Glen Combs, G	221
1968-69	Chris Ellis, G	217
1969-70	Loyd King, G	170
1970-71	Loyd King, G	204
1971-72	Allan Bristow, F	246
1972-73	Allan Bristow, C	261
1973-74	Craig Lieder, F	168
1974-75	Russell Davis, F	189
1975-76	Russell Davis, F	209
1976-77	Duke Thorpe, F	178
1977-78	Ron Bell, G	178
1978-79	Dale Solomon, C	205
1979-80	Dale Solomon, F	194
1980-81	Dale Solomon, C	211
1981-82	Dale Solomon, C	215
1982-83	Perry Young, F	213
1983-84	Dell Curry, G	293
1984-85	Dell Curry, G	225
1985-86	Dell Curry, G	*305
1986-87	Wally Lancaster, G	166
1987-88	Bimbo Coles, G	241
1988-89	Bimbo Coles, G	249
1989-90	Bimbo Coles, G	280
1990-91	Antony Moses, G-F	179
1991-92	Thomas Elliott, F	124



Dale Solomon

1992-93	Thomas Elliott, F	112
1993-94	Ace Custis, F	127
1994-95	Ace Custis, F	215
1995-96	Ace Custis, F	155
1996-97	Ace Custis, F	163
1997-98	Rolan Roberts, F	143
1998-99	Rolan Roberts, F	151

FIELD GOAL PERCENTAGE

Season	Name, Position	FG%
1956-57	Larry Hemmings, F	.410
1957-58	Chris Smith, C	.515
1958-59	Chris Smith, C	.502
1959-60	Chris Smith, C	.487
1960-61	Chris Smith, C	.506
1961-62	Frank Alvis, G	.500
1962-63	Frank Alvis, G	.481
1963-64	John Wetzel, F	.481
1964-65	John Wetzel, F	.521
1965-66	Ted Ware, F	.522
1966-67	Ted Ware, C	.556
1967-68	Glen Combs, G	.501
1968-69	Dan Wetzel, C	.467
1969-70	Loyd King, G	.455
1970-71	Charlie Lipscomb, C	.490
1971-72	Randy Minix, G	.514
1972-73	Craig Lieder, F	.530
1973-74	Duke Thorpe, F	.543
1974-75	Duke Thorpe, F	.546
1975-76	Duke Thorpe, F	*.657
1976-77	Duke Thorpe, F	.603
1977-78	Tic Price, F	.529
1978-79	Dale Solomon, C	.566

1979-80	Dale Solomon, F	.564
1980-81	Dale Solomon, C	.549
1981-82	Dale Solomon, C	.592
1982-83	Bobby Beecher, C	.570
1983-84	Perry Young, F	.570
1984-85	Al Young, G	.538
1985-86	Dell Curry, G	.529
1986-87	Roy Brow, C	.515
1987-88	Greg Brink, F-C	.537
1988-89	Eric Sanders, C	.488
1989-90	David Herbster, C	.481
1990-91	Thomas Elliott, F	.505
1991-92	Erik Wilson, C	.474
1992-93	Shawn Smith, C	.486
1993-94	Ace Custis, F	.523
1994-95	Shawn Good, G	.537
1995-96	Ace Custis, F	.506
1996-97	Keefe Matthews, C	.468
1997-98	Rolan Roberts, F	.534
1998-99	Rolan Roberts, F	.472

FREE THROWS MADE

Season	Name, Position	FTs
1956-57	Abe Coates, C	128
1957-58	Bob Ayersman, F	101
1958-59	Bob Ayersman, F	148
1959-60	Chris Smith, C	159
1960-61	Bob Ayersman, F	105
1961-62	Bucky Keller, G	169
1962-63	Berry Benfield, C	85
1963-64	Paul Long, G	87
1964-65	John Wetzel, F	64
1965-66	John Wetzel, F	123
1966-67	Glen Combs, G	96
1967-68	Wayne Mallard, G	90
1968-69	Dan Wetzel, C	82
1969-70	Loyd King, G	90
1970-71	Allan Bristow, F	140
1971-72	Allan Bristow, F	158
1972-73	Allan Bristow, C	122
1973-74	Craig Lieder, F	107
1974-75	Russell Davis, F	112
1975-76	Russell Davis, F	144
1976-77	Phil Thieneman, F	98
1977-78	Ron Bell, G	85
1978-79	Dale Solomon, C	124
1979-80	Wayne Robinson, C	114
1980-81	Dale Solomon, C	167
1981-82	Dale Solomon, C	98
1982-83	Perry Young, F	122
1983-84	Perry Young, F	162
1984-85	Perry Young, F	122
1985-86	Dell Curry, G	112
1986-87	Bimbo Coles, G	78
1987-88	Bimbo Coles, G	*200
1988-89	Bimbo Coles, G	157
1989-90	Bimbo Coles, G	158
1990-91	Rod Wheeler, G	109
1991-92	Thomas Elliott, F	60
1992-93	Thomas Elliott, F	86
1993-94	Shawn Smith, F	80
1994-95	Shawn Smith, F	137
1995-96	Shawn Smith, F	100
1996-97	Ace Custis, F	119
1997-98	Rolan Roberts, F	74
1998-99	Rolan Roberts, F	83

FREE THROW PERCENTAGE


Season	Name, Position	FT%
1956-57	Dave Kuhn, F	.790
1957-58	Earl Gilbert, G	.760
1958-59	Bob Ayersman, F	.755
1959-60	Lewis Mills, G	.784
1960-61	Lee Melear, G	.823
1961-62	Bucky Keller, F	.820
1962-63	Howard Pardue, F	.825
1963-64	Howard Pardue, F	.872
1964-65	Mickey McDade, G	.756
1965-66	John Wetzal, F	.866
1966-67	Glen Combs, G	.800
1967-68	Wayne Mallard, G	.818
1968-69	Chris Ellis, G	.816
1969-70	Tom Trice, F	.754
1970-71	Loyd King, G	.825
1971-72	Craig Lieder, F	.776
1972-73	Craig Lieder, F	.817
1973-74	Craig Lieder, F	.823
1974-75	Russell Davis, F	.836
1975-76	Russell Davis, F	.778
1976-77	Phil Thieneman, F	*.916
1977-78	Les Henson, F	.727
1978-79	Les Henson, F	.821
1979-80	Wayne Robinson, C	.781
1980-81	Dale Solomon, C	.852
1981-82	Jeff Schneider, G	.810
1982-83	Bobby Beecher, C	.913
1983-84	Bobby Beecher, F	.774
1984-85	Dell Curry, G	.758
1985-86	Bobby Beecher, F	.800
1986-87	Tim Anderson, F	.731
1987-88	Wally Lancaster, G	.742
1988-89	Wally Lancaster, G	.797
1989-90	Rod Wheeler, G	.779
1990-91	Rod Wheeler, G	.826
1991-92	Thomas Elliott, F	.723
1992-93	Jim Jackson, F	.782
1993-94	Jim Jackson, F	.802
1994-95	David Jackson, F	.798
1995-96	D. Watlington, G	.815
1996-97	Troy Manns, G	.791
1997-98	Brendan Dunlop, G	.767
1998-99	Eddie Lucas, G	.855

REBOUNDS

Season	Name, Position	Rebs.
1956-57	Abe Coates, C	314
1957-58	Chris Smith, C	222
1958-59	Chris Smith, C	429
1959-60	Chris Smith, C	*495
1960-61	Chris Smith, C	362
1961-62	Howard Pardue, F	265
1962-63	Howard Pardue, F	232
1963-64	Howard Pardue, F	204
1964-65	Bob King, C	190
1965-66	John Wetzal, F	212
1966-67	Ken Talley, C	301
1967-68	Ted Ware, C	230
1968-69	Dan Wetzal, C	224
1969-70	Charlie Lipscomb, C	229
1970-71	Allan Bristow, F	327
1971-72	Allan Bristow, F	348
1972-73	Allan Bristow, C	312
1973-74	Craig Lieder, F	202
1974-75	Kyle McKee, C	221
1975-76	Russell Davis, F	210
1976-77	Duke Thorpe, F	240
1977-78	Wayne Robinson, C	249
1978-79	Wayne Robinson, F	283
1979-80	Wayne Robinson, C	238
1980-81	Calvin Oldham, F	225
1981-82	Calvin Oldham, F	226
1982-83	Bobby Beecher, C	209
1983-84	Perry Young, F	234
1984-85	Perry Young, F	215
1985-86	Bobby Beecher, F	246
1986-87	Tim Anderson, F	249
1987-88	Greg Brink, F-C	212
1988-89	John Rivers, F	216
1989-90	John Rivers, F	216
1990-91	John Rivers, F	251
1991-92	John Rivers, F	220
1992-93	Thomas Elliott, F	186
1993-94	Ace Custis, F	255
1994-95	Ace Custis, F	369
1995-96	Ace Custis, F	275
1996-97	Ace Custis, F	278
1997-98	Rolan Roberts, F	172
1998-99	Rolan Roberts, F	164

REBOUND AVERAGE

Season	Name, Position	Avg.
1956-57	Abe Coates, C	14.3
1957-58	Chris Smith, C	11.7
1958-59	Chris Smith, C	*20.4
1959-60	Chris Smith, C	19.0
1960-61	Chris Smith, C	16.5
1961-62	Howard Pardue, F	10.6
1962-63	Howard Pardue, F	9.7
1963-64	Howard Pardue, F	8.9
1964-65	Bob King, C	8.6
1965-66	John Wetzal, F	8.8
1966-67	Ken Talley, C	11.1
1967-68	Ted Ware, C	9.2
1968-69	Dan Wetzal, C	8.6
1969-70	Charlie Lipscomb, C	10.4
1970-71	Allan Bristow, F	13.1
1971-72	Allan Bristow, F	13.4
1972-73	Allan Bristow, C	11.6
1973-74	Craig Lieder, F	8.1
1974-75	Kyle McKee, C	8.5
1975-76	Russell Davis, F	7.5
1976-77	Duke Thorpe, F	8.3
1977-78	Wayne Robinson, C	9.2
1978-79	Wayne Robinson, F	9.1
1979-80	Wayne Robinson, C	8.2
1980-81	Calvin Oldham, F	8.0
1981-82	Calvin Oldham, F	7.3
1982-83	Bobby Beecher, C	6.1
1983-84	Perry Young, F	6.7
1984-85	Perry Young, F	7.4
1985-86	Bobby Beecher, F	7.9
1986-87	Tim Anderson, F	8.9
1987-88	Greg Brink, F-C	7.3
1988-89	John Rivers, F	7.7
1989-90	John Rivers, F	7.0
1990-91	John Rivers, F	9.0
1991-92	John Rivers, F	8.1
1992-93	Thomas Elliott, F	6.9
1993-94	Ace Custis, F	9.1
1994-95	Ace Custis, F	10.5
1995-96	Ace Custis, F	9.5
1996-97	Ace Custis, F	9.0
1997-98	Rolan Roberts, F	6.4
1998-99	Rolan Roberts, F	5.9



Forward Perry Young led the Hokies in many statistical categories during the 1980s.

*Tech record
All players must meet NCAA minimums

Records by Class

	Freshman	Sophomore	Junior	Senior
Points	534 Dale Solomon, 1978-79	702 Bimbo Coles, 1987-88	717 Bimbo Coles, 1988-89	785 Bimbo Coles, 1989-90
Scoring Average	20.7 Bob Ayersman, 1957-58	26.5 Bob Ayersman, 1958-59	26.6 Bimbo Coles, 1988-89	25.3 Bimbo Coles, 1989-90
FG Made	205 Dale Solomon, 1978-79	293 Dell Curry, 1983-84	249 Bimbo Coles, 1988-89	305 Dell Curry, 1985-86
FG Attempted	417 Dell Curry, 1982-83	561 Dell Curry, 1983-84	561 Wally Lancaster, 1987-88	693 Bimbo Coles, 1989-90
FG Percentage	.570 Bobby Beecher, 1982-83	.564 Dale Solomon, 1979-80	.669 Duke Thorpe, 1975-76	.603 Duke Thorpe, 1976-77
FT Made	124 Dale Solomon, 1978-79	200 Bimbo Coles, 1987-88	167 Dale Solomon, 1980-81	169 Bucky Keller, 1961-62
FT Attempted	163 Dale Solomon, 1978-79	297 Bill Matthews, 1953-54	240 Perry Young, 1983-84	214 Bimbo Coles, 1989-90
FT Percentage	.913 Bobby Beecher, 1982-83	.844 Paul Long, 1963-64	.852 Dale Solomon, 1980-81	.916 Phil Thieneman, 1976-77
Rebounds	255 Ace Custis, 1993-94	429 Chris Smith, 1958-59	495 Chris Smith, 1959-60	362 Chris Smith, 1960-61
Rebound Average	11.7 Chris Smith, 1957-58	20.4 Chris Smith, 1958-59	19.0 Chris Smith, 1959-60	16.5 Chris Smith, 1960-61
Fouls	110 Bobby Beecher, 1982-83	117 Bobby Beecher, 1983-84	111 Les Henson, 1978-79	101 Bobby Beecher, 1985-86
Disqualifications	5 by three players	9 Wayne Robinson, 1977-78	9 Charlie Lipscomb, 1970-71 Tic Price, 1977-78	9 Dan Wetzal, 1968-69
Assists	112 Bimbo Coles, 1986-87	172 Bimbo Coles, 1987-88	141 Bimbo Coles, 1988-89	192 Dave Sensibaugh, 1975-76
Blocked Shots	60 Rolan Roberts, 1997-98	57 Rolan Roberts, 1998-99	86 Roy Brow, 1986-87	100 Roy Brow, 1987-88
Steals	58 Dell Curry, 1982-83	89 Dell Curry, 1983-84	69 Dell Curry, 1984-85	79 Dell Curry, 1985-86
Games Played	34 Bobby Beecher, 1982-83	35 by three players	35 by six players	34 Reggie Steppe, 1982-83
Minutes Played	1024 Dell Curry, 1982-83	1254 Ace Custis, 1994-95	1297 Damon Watlington, 1994-95 Shawn Good, 1994-95	1166 Bimbo Coles, 1989-90

Top Ten 1948-1999

POINTS SCORED

Season

- 1 - Bimbo Coles (1989-90) 785
- 2 - Dell Curry (1985-86) 722
- 3 - Bimbo Coles (1988-89) 717
- 4 - Bimbo Coles (1987-88) 702
- 5 - Wally Lancaster (1987-88) 679
- 6 - Dell Curry (1983-84) 674
- 7 - Allan Bristow (1971-72) 650
- 8 - Allan Bristow (1972-73) 644
- 9 - Perry Young (1983-84) 640
- 10 - Sumner Tilson (1950-51) 589
Dale Solomon (1980-81) 589

Career

- 1 - Bimbo Coles (1986-90) 2484
- 2 - Dell Curry (1982-86) 2389
- 3 - Dale Solomon (1978-82) 2136
- 4 - Perry Young (1981-85) 1899
- 5 - Allan Bristow (1970-73) 1804
- 6 - Bob Ayersman (1957-61) 1782
- 7 - Ace Custis (1993-97) 1706
- 8 - Wally Lancaster (1986-89) 1696
- 9 - Bill Matthews (1952-56) 1652
- 10 - Chris Smith (1957-61) 1635

SCORING AVERAGE

Season

- 1 - Bimbo Coles (1988-89) 26.6
- 2 - Bob Ayersman (1958-59) 26.5
- 3 - Bimbo Coles (1989-90) 25.3
- 4 - Allan Bristow (1971-72) 25.0
- 5 - Bimbo Coles (1987-88) 24.2
- 6 - Dell Curry (1985-86) 24.1
- 7 - Allan Bristow (1972-73) 23.9
- 8 - Wally Lancaster (1987-88) 23.4
- 9 - Chris Smith (1959-60) 22.2
- 10 - Bucky Keller (1961-62) 21.7

Career

- 1 - Allan Bristow (1970-73) 23.1
- 2 - Bimbo Coles (1986-90) 21.6
- 3 - Wally Lancaster (1986-89) 20.7
- 4 - Bob Ayersman (1957-61) 20.5
- 5 - Howard Pardue (1961-64) 20.0
- 6 - Russell Davis (1974-76) 19.5
- 7 - Dell Curry (1982-86) 18.9
- 8 - Chris Smith (1957-61) 18.6
- 9 - Dale Solomon (1978-82) 18.4
- 10 - Bucky Keller (1959-62) 18.2

FIELD GOALS MADE

Season

- 1 - Dell Curry (1985-86) 305
- 2 - Dell Curry (1983-84) 293
- 3 - Bimbo Coles (1989-90) 280
- 4 - Allan Bristow (1972-73) 261
- 5 - Bimbo Coles (1988-89) 249
- 6 - Allan Bristow (1971-72) 246
- 7 - Bimbo Coles (1987-88) 241
- 8 - Glen Combs (1966-67) 240
- 9 - Perry Young (1983-84) 239
Wally Lancaster (1987-88) 239

Career

- 1 - Dell Curry (1982-86) 1021
- 2 - Bimbo Coles (1986-90) 871
- 3 - Dale Solomon (1978-82) 825
- 4 - Perry Young (1981-85) 722
- 5 - Allan Bristow (1970-73) 692
- 6 - Bob Ayersman (1957-61) 660
Ace Custis (1993-97) 660
- 8 - Bobby Beecher (1982-86) 640
- 9 - Chris Smith (1957-61) 619
- 10 - Bill Matthews (1952-56) 606

FIELD GOAL PERCENTAGE

Season

- 1 - Duke Thorpe (1975-76) .657
- 2 - Duke Thorpe (1976-77) .603
- 3 - Dale Solomon (1981-82) .592
- 4 - Bobby Beecher (1982-83) .570
Perry Young (1983-84) .570
- 6 - Al Young (1983-84) .568
- 7 - Dale Solomon (1978-79) .566
- 8 - Dale Solomon (1979-80) .564
- 9 - Ted Ware (1965-66) .556
- 10 - Dale Solomon (1981-82) .549

Career

- 1 - Duke Thorpe (1973-77) .600
- 2 - Dale Solomon (1978-82) .567
- 3 - Al Young (1981-85) .548
- 4 - Calvin Oldham (1980-82) .532
- 5 - Russell Davis (1974-76) .525
- 6 - Ted Ware (1965-68) .524
- 7 - Wayne Robinson (1976-80) .517
Les Henson (1976-80) .517
Perry Young (1981-85) .517
- 10 - Bobby Beecher (1982-86) .516


FREE THROWS MADE

Season

- 1 - Bimbo Coles (1987-88) 200
- 2 - Sumner Tilson (1950-51) 191
- 3 - Bucky Keller (1961-62) 169
- 4 - Dale Solomon (1980-81) 167
- 5 - Perry Young (1983-84) 162
- 6 - Chris Smith (1959-60) 159
- 7 - Allan Bristow (1971-72) 158
Bimbo Coles (1989-90) 158
- 9 - Bimbo Coles (1988-89) 157
- 10 - Sumner Tilson (1949-50) 150

Career

- 1 - Bimbo Coles (1986-90) 593
- 2 - Dale Solomon (1978-82) 486
- 3 - Bob Ayersman (1957-61) 462
- 4 - Perry Young (1981-85) 455
- 5 - Bill Matthews (1952-56) 440
- 6 - Allan Bristow (1970-73) 420
- 7 - Chris Smith (1957-61) 398
- 8 - Sumner Tilson (1948-51) 386
- 9 - Shawn Smith (1992-96) 379
- 10 - Ace Custis (1993-97) 364



Duke Thorpe (33) shows the moves that helped him shoot 60 percent from the field during his Tech career.

FREE THROW PERCENTAGE

Season (Min. 60 attempts)

- 1 - Phil Thieneman (1976-77) .916
- 2 - Bobby Beecher (1982-83) .913
- 3 - Howard Pardue (1963-64) .872
- 4 - John Wetzel (1965-66) .866
- 5 - Eddie Lucas (1998-99) .855
- 6 - Dale Solomon (1980-81) .852
- 7 - Dell Curry (1982-83) .850
- 8 - Paul Long (1963-64) .844
- 9 - Russell Davis (1974-75) .836
- 10 - Rod Wheeler (1990-91) .826

Career

- 1 - Phil Thieneman (1974-77) .842
- 2 - Howard Pardue (1961-64) .827
- 3 - Eddie Lucas (1997-99) .817
- 4 - Craig Lieder (1971-74) .811
- 5 - Bobby Beecher (1982-86) .807
- 6 - Russell Davis (1974-76) .803
- 7 - John Wetzel (1963-66) .799
- 8 - Loyd King (1968-71) .794
- 9 - Lee Melear (1960-63) .789
- 10 - Dell Curry (1982-86) .787

REBOUNDS

Season

- 1 - Chris Smith (1959-60) 495
- 2 - Bill Matthews (1954-55) 470
- 3 - Chris Smith (1958-59) 429
- 4 - Bill Matthews (1955-56) 370
- 5 - Ace Custis (1994-95) 369
- 6 - Chris Smith (1960-61) 362
- 7 - Allan Bristow (1971-72) 348
- 8 - Bill Matthews (1953-54) 327
Allan Bristow (1970-71) 327
- 10 - Abe Coates (1956-57) 314

Career

- 1 - Chris Smith (1957-61) 1508
- 2 - Bill Matthews (1952-56) 1379
- 3 - Ace Custis (1993-97) 1177
- 4 - Allan Bristow (1970-73) 987
- 5 - John Rivers (1988-92) 903
- 6 - Dale Solomon (1978-82) 856
- 7 - Wayne Robinson (1976-80) 852
- 8 - Bobby Beecher (1982-86) 797
- 9 - Perry Young (1981-85) 779
- 10 - Duke Thorpe (1973-77) 756

REBOUND AVERAGE

Season

- 1 - Chris Smith (1958-59) 20.4
- 2 - Chris Smith (1959-60) 19.0
- 3 - Bill Matthews (1954-55) 18.8
- 4 - Chris Smith (1960-61) 16.5
- 5 - Bill Matthews (1955-56) 14.8
- 6 - Abe Coates (1956-57) 14.3
- 7 - Allan Bristow (1971-72) 13.4
- 8 - Allan Bristow (1970-71) 13.1
- 9 - Bill Matthews (1953-54) 12.1
- 10 - Chris Smith (1957-58) 11.7

Career

- 1 - Chris Smith (1957-61) 17.1
- 2 - Bill Matthews (1952-56) 13.8
- 3 - Allan Bristow (1970-73) 12.7
- 4 - Howard Pardue (1961-64) 9.7
- 5 - Ace Custis (1993-97) 9.5
- 6 - Charlie Lipscomb (1969-72) 9.4
- 7 - Barry Benfield (1961-64) 8.9
- 8 - Bob Ayersman (1957-61) 8.5
- 9 - Ted Ware (1965-68) 8.3
- 10 - John Rivers (1988-92) 7.9

For the Record

TOP TEAM PERFORMANCES VS. TECH

Most Points: 133, by So. Mississippi, 2-6-88
 Most Points in a Half: 69, West Virginia, 2-20-65
 Fewest Points in a Half: 4, Washington & Lee, 1-9-59
 Field Goals Attempted: 115, Houston, 3-2-68
 Field Goals Made: 53, Houston, 3-2-68; So. Mississippi, 1-16-88
 Highest Percentage: .679, St. Bonaventure, 38 of 56, 1-8-77
 Highest Percentage (Half): .857 William & Mary, 12 of 14, 2-8-82
 Lowest Percentage: .176, Washington & Lee, 9 of 51, 1-9-59
 Lowest Percentage (Half): .059, Washington & Lee, 1 of 17, 1-9-59
 3-PT Field Goals Attempted: 32, VMI, 12-7-94
 3-PT Field Goals Made: 13, Illinois, 12-1-96; **La Salle, 1-12-99**
 3-PT Percentage (min. 8 attempts): .875, M. Tennessee St., 7 of 8, 11-21-87
 (min. 10 attempts): .727, Liberty, 8 of 11, 2-24-92
 Free Throws Attempted: 61, N.C. State, 12-12-70
 Free Throws Made: 42, N.C. State, 12-12-70
 Highest Percentage (min. 10 attempts): .960, St. Bonaventure, 24 of 25, 2-6-80
 Lowest Percentage (min. 1 made): .111, James Madison, 1 of 9, 12-28-84
 Rebounds: 79, Houston, 3-2-68
 Assists: 39, So. Mississippi, 1-16-88
 Steals: 19, Tulane, 2-9-91
 Blocked Shots: 15, by Georgetown, 12-20-88
 Turnovers: 37, Buffalo St., 11-25-78; VMI, 12-17-83
 Fouls: 36, George Mason, 12-4-91



Allan Bristow scored a school-record 52 points in a 1973 game against George Washington.

TOP INDIVIDUAL PERFORMANCES VS. TECH

Points: 51, Elvin Hayes of Houston, 3-2-68
 Field Goals Attempted: 41, Elvin Hayes of Houston, 3-2-68
 Field Goals Made: 23, Elvin Hayes of Houston, 3-2-68
 Field Goal Percentage (min. 10 attempts): .917, Chancellor Nichols of James Madison, 11 of 12, 11-28-90
 3-PT Field Goals Attempted: 15, John White of So. Mississippi, 2-6-88
 3-PT Field Goals Made: 6, shared by 11 players
 3-PT Percentage (min. 6 attempts): 1.000, Chris Rainey of Middle Tennessee St., 6 of 6, 11-21-87
 Free Throws Attempted: 20 (made 15), Byron Irving of Missouri, 1-16-89
 Free Throws Made: 17, Derrick Chevious of Missouri, 12-16-87
 Free Throws Percentage (min. 10 attempts): 1.000, Jimmy Pitts of Georgia, 14 of 14, 1-29-64; Bernard Royster of Old Dominion, 14 of 14, 11-29-86
 Rebounds: 31, Mack Isner of West Virginia, 2-14-52
 Assists: 15, Steve Williams of Florida, 1-20-73
 Steals: 9, Andre Turner of Memphis St., 2-27-86
 Blocked Shots: 8, shared by four players
 Turnovers: 13, Curt Reppart of VMI, 11-30-74

Bimbo Coles (12) scored 40 or more points in a game four times during his career.



Top Scoring Performances

TECH

Pts.	Player	Where	When
52	Allan Bristow vs. Geo. Washington	Cassell Coliseum	2-21-73
51	Bimbo Coles vs. So. Miss (2OT)	Cassell Coliseum	2-6-88
47	Bob Ayersman vs. Richmond	War Memorial Hall	2-10-59
46	Bill Matthews vs. The Citadel	War Memorial Hall	2-23-56
43	Bimbo Coles vs. Virginia (OT)	Richmond Coliseum	1-25-89
42	Bimbo Coles vs. So. Miss	Cassell Coliseum	2-4-89
	Bimbo Coles vs. Rutgers	Honolulu, Hawaii	12-27-90
41	Chris Smith vs. VMI (OT)	Lexington, Va.	1-19-60
	Dell Curry vs. Cincinnati (2OT)	Riverfront Coliseum	1-18-86
40	Dave Kuhn vs. Furman	Greenville, S.C.	12-15-56
	Lloyd King vs. N.C. State (OT)	Raleigh, N.C.	12-12-70

OPPONENT

Pts.	Player	Where	When
51	Elvin Hayes of Houston	Houston, Tex.	3-2-68
46	Darrell Floyd of Furman	Greenville, S.C.	12-10-55
44	George Bryant of Eastern Ky.	Richmond, Ky.	1-20-71
	Joe Petcavich of Geo. Washington	War Memorial Hall	2-14-55
43	Darrell Floyd of Furman	Richmond, Va.	3-1-56
42	Derrick Chievous of Missouri	Columbia, Mo.	12-16-87
41	Will Robinson of West Virginia (3OT)	Morgantown, W. Va.	1-26-72
	Aaron Stewart of Richmond (2OT)	Richmond, Va.	2-19-73
	John White of So. Miss. (2OT)	Cassell Coliseum	2-6-88

Tech in Tournaments

1922-23

Southern Conf. Tourn. - Eliminated
 W - Vanderbilt, 26-23
 L - Chattanooga, 23-28

1926-27

Southern Conf. Tourn. - Eliminated
 L - Auburn, 33-38

1932-33

Southern Conf. Tourn. - Eliminated
 L - North Carolina, 25-32

1941-42

Southern Conf. Tourn. - Eliminated
 L - North Carolina State, 43-54

1943-44

Southern Conf. Tourn. - Eliminated
 W - Davidson, 38-34
 L - North Carolina, 24-39

1945-46

Southern Conf. Tourn. - Eliminated
 W - George Washington, 39-33
 L - Duke, 38-44

1947-48

Southern Conf. Tourn. - Eliminated
 L - North Carolina, 40-61

1949-50

Southern Conf. Tourn. - Eliminated
 L - North Carolina State, 42-67

1950-51

Southern Conf. Tourn. - Eliminated
 L - Duke, 61-64

1953-54

Richmond Invitational - 4th
 L - Richmond, 54-63
 L - Virginia, 81-97

1954-55

Richmond Invitational - 4th
 W - Rutgers, 88-77
 L - Richmond, 57-84
 L - William & Mary, 67-82

1955-56

Richmond Invitational - 7th
 L - Seton Hall, 60-64
 L - Virginia, 85-103
 W - Rhode Island State, 80-59
 Southern Conf. Tourn. - Eliminated
 L - Furman, 70-84

1956-57

Sugar Bowl - 4th
 L - Kentucky, 55-56
 L - Alabama, 47-62
 Southern Conf. Tourn. - Eliminated
 W - William & Mary, 64-56
 L - Washington & Lee, 54-68

1957-58

Southern Conf. Tourn. - Eliminated
 L - William & Mary, 61-79

1958-59

Gulf South Classic -2nd
 W - Spring Hill, 93-52
 W - Centenary, 67-64
 L - Louisiana Tech, 66-71 OT
 Southern Conf. Tourn. - Eliminated
 L - George Washington, 67-85

1959-60

Watauga Tourn. - Winner
 W - Tennessee Tech, 78-74
 W - East Tennessee State, 74-56
 Sugar Bowl - 3rd
 L - Tulane, 57-62



A last-second shot by Bobby Stevens gave Tech a 92-91 overtime victory over Notre Dame in the 1973 NIT Championship game.

W - Mississippi State, 82-61
 Southern Conf. Tourn. - Eliminated
 W - George Washington, 88-52
 L - West Virginia, 72-82

1960-61

Birmingham Classic - 3rd
 L - Auburn, 73-76
 W - Baylor, 81-54
 Southern Conf. Tourn. - Eliminated
 L - George Washington, 83-84

1961-62

Birmingham Classic - 2nd
 W - Alabama, 70-65
 L - Auburn, 63-77
 Gator Bowl - Winner
 W - Vanderbilt, 79-78
 W - Florida, 78-69
 Southern Conf. Tourn. - 2nd
 W - Citadel, 101-83
 W - VMI, 70-66
 L - West Virginia, 72-88

1962-63

Gator Bowl - 4th
 L - Georgia Tech, 72-73 OT
 L - Rice, 67-69
 Southern Conf. Tourn. - Eliminated
 W - William & Mary, 74-72
 L - Davidson, 67-75

1963-64

Virginia Tech Tourn. - 2nd
 W - LSU, 72-64
 L - Tennessee, 60-81
 Southern Conf. Tourn. - Eliminated
 L - George Washington, 62-64

1964-65

Steel Bowl - 4th

L - Pittsburgh, 69-74
 L - Duquesne, 84-99
 Virginia Tech Tourn. - 3rd
 L - Alabama, 53-72
 W - Mississippi State, 104-75
 Southern Conf. Tourn. - Eliminated
 W - Richmond, 103-63
 L - William & Mary, 59-70

1965-66

Virginia Tech Tourn. - Winner
 W - Massachusetts, 91-88
 W - Clemson, 72-62
 All-College Tourn. - 2nd
 W - Texas A&M, 101-74
 W - Wichita, 91-90
 L - Oklahoma City, 90-99
 NIT - Eliminated
 L - Temple, 73-88

1966-67

Virginia Tech Tourn. - Winner
 W - Eastern Kentucky, 99-77
 W - Richmond, 76-61
 Gator Bowl - 2nd
 W - Penn State, 67-65
 L - Florida, 73-92
 NCAA Preliminary Round - Winner
 W - Toledo, 82-76
 NCAA Regionals - 2nd
 W - Indiana, 79-70
 L - Dayton, 66-71 OT

1967-68

Virginia Tech Tourn. - 3rd
 L - Yale, 77-90
 W - NYU, 75-59
 All-College Tourn. - 4th
 W - Idaho State, 103-76

L - Brigham Young, 64-97
 L - Auburn, 61-76

1968-69

Big Five Tourn. - Winner
 W - William & Mary, 83-72
 W - Virginia, 85-74
 East Carolina Classic - 3rd
 W - Delaware, 79-58
 L - Baylor, 63-66
 W - East Carolina, 88-87

1969-70

Big Five Tourn. - Eliminated
 L - William & Mary, 79-84
 Gator Bowl - 4th
 L - Florida, 45-48
 L - Army, 55-57

1970-71

Big Five Tourn. - 2nd
 W - William & Mary, 88-78
 L - Virginia, 59-68
 Presidential Classic - 3rd
 L - East Tennessee State, 74-83
 W - Richmond, 77-57

1971-72

Charlotte Invitational - 2nd
 W - Rutgers, 77-73
 L - Davidson, 73-83
 Presidential Classic - 2nd
 W - American U, 67-66 OT
 L - Texas A&M, 62-66 OT

1972-73

Old Dominion Classic - Winner
 W - Old Dominion, 81-80
 W - Stanford, 77-71
 NIT - Winner
 W - New Mexico, 65-63

W - Fairfield, 77-76
 W - Alabama, 74-73
 W - Notre Dame, 92-91 OT

1973-74
 All College Tourn. - 7th
 L - Houston, 66-85
 L - Vanderbilt, 72-75
 W - Southwestern (Texas), 102-66

1974-75
 Vanderbilt Inv. - 3rd.
 L - Vanderbilt, 72-75
 W - Austin Peay, 73-66
 Michigan Inv. - 3rd
 L - Michigan, 63-84
 W - Washington, 88-77

1975-76
 Indiana Tourn. - 2nd
 W - Oregon, 87-60
 L - Indiana, 74-101
 NCAA Regionals - Eliminated
 L - Western Michigan, 67-77 OT

1976-77
 Dayton Tourn. - 2nd
 W - Dayton, 76-75
 L - Alabama, 78-108
 Richmond T-D Inv. - Winner
 W - Richmond, 59-58
 W - Virginia, 65-60
 NIT Preliminary Round - Winner
 W - Georgetown, 83-79
 NIT - Eliminated
 L - Alabama, 72-79

1977-78
 Richmond T-D Inv. - 2nd
 W - VCU, 71-63
 L - Virginia, 68-76

1978-79
 Times-World
 Holiday Classic - Winner
 W - St. Louis, 90-71
 W - Delaware, 81-69
 Metro Conf. Tourn. - Winner
 W - Cincinnati, 80-74
 W - Louisville, 72-68
 W - Florida St., 68-60
 NCAA Regionals - Eliminated
 W - Jacksonville, 70-53
 L - Indiana St., 69-86

1979-80
 Times-World
 Holiday Classic - Winner
 W - Miami (O.), 93-84
 W - Georgia Tech, 67-62
 Sugar Bowl Classic - Second
 W - Tulane, 71-58
 L - Mississippi, 66-70
 Metro Conf. Tourn. - Eliminated
 L - Cincinnati, 51-65
 NCAA Regionals - Eliminated
 W - W. Kentucky, 89-85 (OT)
 L - Indiana, 59-68

1980-81
 Virginia Tech Classic - 2nd
 W - Pittsburgh, 72-70
 L - Texas A&M, 52-55
 Richmond T-D Inv. - 3rd
 L - VCU, 51-57
 W - Richmond, 83-79
 Metro Conf. Tourn. - Eliminated
 W - Memphis State, 72-66
 L - Louisville, 68-81

1981-82
 Gator Bowl Classic - Winner
 W - Boston College, 75-70
 W - Jacksonville, 102-83
 Metro Conf. Tourn. - Eliminated
 W - Cincinnati, 106-92

L - Memphis State, 70-71
 NIT - Eliminated
 W - Fordham, 69-58
 W - Mississippi, 61-59
 L - Georgia, 73-90

1982-83
 Rainbow Classic - 5th
 L - Oklahoma, 86-88 (OT)
 W - Texas Tech, 53-59
 W - Providence, 70-57
 Metro Conf. Tourn. - Eliminated
 W - Southern Mississippi, 79-68
 L - Tulane, 73-79
 NIT - Eliminated
 W - William & Mary, 85-79
 L - South Carolina, 68-75

1983-84
 Richmond T-D Inv. - 3rd
 L - Richmond, 56-61
 W - Old Dominion, 86-62
 Metro Conf. Tourn. - 2nd
 W - Tulane, 49-47
 W - Louisville, 69-61
 L - Memphis St., 65-78
 NIT - 3rd
 W - Georgia Tech, 77-74
 W - South Alabama, 68-66
 W - Tennessee, 72-68
 L - Michigan, 75-78
 W - Southwestern Louisiana, 71-70

1984-85
 Volunteer Classic - 2nd
 W - Iowa State, 80-53
 L - Tennessee, 75-86
 Richmond T-D Inv. - 2nd
 W - James Madison, 47-37
 L - VCU, 65-69
 Metro Conf. Tourn. - Eliminated
 L - Florida St. 93-97
 NCAA - Eliminated
 L - Temple, 57-60

1985-86
 Hawaiian Airlines Classic - 3rd
 L - Michigan, 66-67
 W - Chaminade, 70-66
 Miller Classic - 3rd
 L - Miami (O.), 82-83 OT

W - American U., 95-67
 Metro Conf. Tourn. - Eliminated
 L - Florida St., 76-77
 NCAA - Eliminated
 L - Villanova, 62-71

1986-87
 Gator Bowl - 4th
 L - Florida, 60-82
 *F - Jacksonville, 79-77
 Richmond T-D Inv. - 2nd
 W - Richmond, 79-69 (OT)
 L - James Madison, 70-84
 Metro Conf. Tourn. - Eliminated
 L - Southern Mississippi, 66-83

1987-88
 Big Apple NIT - Eliminated
 L - Middle Tenn. St., 85-88
 Metro Conf. Tourn. - Eliminated
 L - South Carolina, 81-93

1988-89
 Richmond T-D Inv. - 1st
 W - Richmond, 79-68
 W - VCU, 97-91

1989-90
 Rainbow Classic - 6th
 L - Rutgers, 89-100
 W - San Francisco, 78-77
 L - Creighton, 84-89
 Metro Conf. Tourn. - Eliminated
 L - Southern Mississippi, 67-81

1990-91
 Richmond T-D Inv. - 2nd
 W - Richmond, 82-79
 L - James Madison, 58-73
 Metro Tournament - Eliminated
 W - Cincinnati, 75-69
 L - Florida State, 71-91

1991-92
 Central Fidelity Tourn. - 4th
 L - Richmond, 51-84
 L - California, 59-68
 Red Lobster Tourn. - 2nd
 W - Florida, 79-57
 L - Michigan, 51-63
 Metro Tournament - Eliminated
 L - UNC Charlotte, 52-70

1992-93

Metro Tournament - Eliminated
 W - Tulane, 64-55
 L - Va. Commonwealth, 71-85

1993-94
 Metro Tournament - Eliminated
 W - Va. Commonwealth, 65-64
 L - Louisville, 67-76

1994-95
 San Juan Shootout - 2nd
 W - Montana State, 69-62
 W - Nebraska, 87-81
 L - Illinois, 75-85
 Metro Tournament - Eliminated
 L - Southern Miss, 66-82
 NIT - Winner
 W - Clemson, 62-54
 W - Providence, 91-78
 W - New Mexico State, 64-61
 W - Canisius, 71-59
 W - Marquette, 65-64 OT

1995-96
 A-10 Tournament - Eliminated
 L - Rhode Island, 71-77
 NCAA Regionals - Eliminated
 W - Wisconsin-Green Bay, 61-48
 L - Kentucky, 60-84

1996-97
 Big Island Invitational - 4th
 W - Hawaii-Hilo, 101-73
 L - Colorado, 56-63
 L - Illinois, 68-92
 A-10 Tournament - Eliminated
 W - Fordham, 56-53
 L - Rhode Island, 63-67

1997-98
 Harris Teeter/Pepsi Challenge
 L - South Carolina, 73-74
 L - North Carolina, 57-78
 A-10 Tournament - Eliminated
 L - Massachusetts, 58-64

1998-99
 A-10 Tournament - Eliminated
 W - Fordham, 74-63
 L - Temple, 51-64

**Tech had to forfeit this win because of an ineligible player.*



The Hokies pose for a picture in Times Square after winning the NIT championship in 1995.

Series Records

Tech Record		PRESENT A10 TEAMS	First	Last	VT at Home		Tech Record		First	Last	VT at Home		
W	L		Met	Played	W	L	W	L		Met	Played	W	L
7	4	Dayton	1960	98-99	4	0	1	0	Coppin St.	1985	85-86	1	0
6	4	Duquesne	1950	98-99	4	0	0	1	Creighton	1989	89-90	0	0
7	0	Fordham	1982	98-99	3	0	20	19	Davidson	1910	71-72	11	9
34	34	George Washington	1921	98-99	22	8	2	2	Delaware	1920	78-79	0	0
4	4	La Salle	1996	98-99	2	1	1	0	Delaware State	1994	94-95	1	0
2	4	Massachusetts	1965	98-99	1	2	1	1	DePaul	1975	75-76	1	0
2	5	Rhode Island	1955	98-99	0	2	4	30	Duke	1912	77-78	3	6
8	4	St. Bonaventure	1973	98-99	4	1	11	3	East Carolina	1962	92-93	10	0
2	2	St. Joseph's	1996	98-99	2	0	12	2	East Tennessee State	1959	98-99	8	1
0	7	Temple	1966	98-99	0	2	6	6	Eastern Kentucky	1950	74-75	5	0
3	7	Xavier	1993	98-99	2	3	10	7	Elon	1914	54-55	9	5
		OTHERS MET SINCE 1950					1	0	Fairfield	1973	72-73	0	0
1	0	Akron	1975	75-76	1	0	2	0	Fairleigh Dickinson	1975	76-77	2	0
5	9	Alabama	1928	89-90	3	2	5	4	Florida	1961	91-92	2	0
3	2	American U.	1938	85-86	0	0	3	0	Florida Atlantic	1993	94-95	2	0
5	1	Appalachian State	1969	82-83	4	1	1	1	Florida International	1993	93-94	0	1
1	0	Arkansas-Little Rock	1978	77-78	1	0	15	17	Florida State	1968	90-91	9	5
1	1	Army	1969	76-77	1	0	1	0	Fredonia State	1983	82-83	1	0
2	4	Auburn	1920	74-75	2	0	13	12	Furman	1925	64-65	8	4
1	0	Augusta	1982	82-83	1	0	1	1	George Mason	1991	91-92	1	0
1	0	Austin Peay	1974	74-75	0	0	3	6	Georgetown	1915	89-90	1	1
2	0	Baptist College (Charleston) ..	1976	87-88	2	0	1	4	Georgia	1963	96-97	1	2
1	1	Baylor	1960	68-69	0	0	5	0	Georgia Southern	1971	96-97	5	0
2	0	Birmingham Southern	1976	76-77	2	0	4	1	Georgia Tech	1921	83-84	2	0
1	0	Boston College	1981	81-82	0	0	4	0	Guilford	1913	55-56	3	0
1	1	Bowling Green	1967	68-69	1	0	21	10	Hampden-Sydney	1910	51-52	16	5
0	1	Brigham Young	1967	67-68	0	0	1	0	Hawaii-Hilo	1996	96-97	0	0
1	0	Brown	1977	77-78	1	0	0	1	High Point	1952	52-53	0	0
1	0	Bucknell	1969	69-70	1	0	1	2	Houston	1968	73-74	1	0
1	0	Buffalo State	1978	78-79	1	0	1	0	Idaho State	1967	67-68	0	0
1	0	Campbell	1979	79-80	1	0	0	2	Illinois	1994	96-97	0	0
2	0	Canisius	1978	94-95	1	0	1	2	Indiana	1967	79-80	0	0
0	1	California	1991	91-92	0	0	0	1	Indiana State	1979	78-79	0	0
1	0	Centenary	1958	58-59	0	0	1	0	Iowa State	1984	84-85	0	0
1	0	Chaminade	1985	85-86	0	0	4	1	Jacksonville	1976	86-87	1	0
5	1	Univ. of Charleston	1922	83-84	4	1	8	4	James Madison	1978	90-91	5	1
1	0	Charleston Baptist	1976	76-77	1	0	2	0	Johns Hopkins	1980	81-82	2	0
18	12	Cincinnati	1979	90-91	10	3	2	0	Kent State	1970	71-72	1	0
17	2	Citadel	1921	65-66	9	1	1	3	Kentucky	1924	95-96	0	0
1	0	CCNY	1979	78-79	1	0	1	1	Lenoir-Rhyne	1922	54-55	1	0
8	5	Clemson	1925	94-95	5	2	12	1	Liberty	1979	98-99	7	1
4	0	Coastal Carolina	1993	98-99	4	0	1	0	LSU	1963	63-64	1	0
0	1	Colorado	1996	96-97	0	0	0	1	Louisiana Tech	1958	58-59	0	0



Tech fans provide great support for home games.



**Guard
Brendan
Dunlop drives
to the hoop
versus
Xavier.**

Tech Record			First	Last	VT at Home	
W	L		Met	Played	W	L
8	28	Louisville	1979	94-95	3	12
4	0	Loyola of Baltimore	1967	71-72	4	0
1	0	Marietta	1976	76-77	1	0
4	5	Marquette	1976	94-95	1	3
8	9	Marshall	1922	90-91	4	4
4	23	Maryland	1926	90-91	2	9
3	0	Maryland-Eastern Shore	1982	84-85	3	0
12	17	Memphis State	1976	90-91	9	4
1	0	Mercer	1974	73-74	1	0
1	1	Miami (Ohio)	1979	85-86	0	0
0	4	Michigan	1974	91-92	0	0
0	1	Middle Tenn. St.	1987	87-88	0	0
1	1	Mississippi	1979	81-82	0	0
6	1	Mississippi State	1959	81-82	4	0
0	2	Missouri	1987	88-89	0	1
1	0	Montana State	1994	94-95	0	0
1	0	Morehead State	1975	75-76	1	0
2	0	Morgan State	1985	92-93	2	0
2	3	Navy	1914	63-64	1	0
1	0	Nebraska	1994	94-95	0	0
1	0	New Hampshire	1977	77-78	1	0
2	0	New Mexico	1941	72-73	1	0
1	0	New Mexico State	1994	94-95	1	0
2	0	New Orleans	1979	79-80	1	0
1	1	New York University	1961	67-68	1	0
10	53	North Carolina	1912	97-98	4	15
3	0	North Carolina A&T	1983	85-86	3	0
3	0	UNC Asheville	1989	98-99	3	0
7	6	UNC Charlotte	1988	98-99	3	1
3	0	UNC Greensboro	1993	96-97	3	0
9	28	North Carolina State	1915	83-84	3	9
3	0	Northern Illinois	1973	76-77	2	0
1	0	Notre Dame	1973	72-73	0	0
1	0	Ohio Northern	1977	77-78	1	0
4	0	Ohio State	1972	76-77	2	0
6	2	Ohio University	1967	79-80	3	0
1	0	Ohio Wesleyan	1977	77-78	1	0
0	1	Oklahoma	1982	82-83	0	0

Tech Record			First	Last	VT at Home	
W	L		Met	Played	W	L
1	2	Oklahoma City	1965	75-76	1	0
11	4	Old Dominion	1972	92-93	6	0
1	3	Oral Roberts	1974	77-78	0	2
1	0	Oregon	1975	75-76	0	0
4	0	Penn State	1921	78-79	1	0
2	0	Providence	1982	94-95	0	0
3	1	Pittsburgh	1964	80-81	2	0
2	0	Purdue	1965	66-67	1	0
1	3	Quantico	1946	50-51	1	0
2	0	Radford	1988	97-98	2	0
0	1	Rice	1962	62-63	0	0
67	38	Richmond	1915	91-92	35	11
1	0	Rider	1984	84-85	1	0
24	10	Roanoke College	1911	51-52	18	3
2	1	Rutgers	1954	89-90	0	0
0	1	St. Francis (Pa.)	1950	50-51	0	0
1	1	St. Johns	1914	49-50	0	0
7	0	St. Louis	1978	81-82	3	0
2	0	Samford	1978	78-79	1	0
1	0	San Francisco	1989	89-90	0	0
1	0	San Francisco St.	1987	86-87	1	0
0	1	Seton Hall	1955	55-56	0	0
2	2	Sewanee (U. of South)	1928	75-76	2	2
1	0	South Alabama	1984	83-84	0	0
13	18	South Carolina	1951	97-98	9	3
2	0	South Carolina State	1982	84-85	2	0
4	4	South Florida	1992	94-95	2	1
2	0	Southern California	1985	87-88	1	0
13	17	Southern Mississippi	1983	94-95	8	4
1	0	Southwestern (Tx.)	1973	73-74	0	0
1	0	Southwestern Louisiana	1984	83-84	0	0
1	0	Spring Hill	1958	58-59	0	0
1	0	Stanford	1972	72-73	0	0
2	0	Syracuse	1975	75-76	1	0
1	0	Tampa	1970	70-71	0	0
8	2	Tennessee	1911	94-95	7	1
1	0	Tennessee-Martin	1997	97-98	1	0
1	0	Tennessee State	1986	86-87	1	0
1	0	Tennessee Tech	1959	59-60	0	0
1	2	Texas A&M	1965	80-81	0	1
1	0	Texas-Arlington	1969	68-69	1	0
2	0	Texas Christian	1994	94-95	1	0
1	0	Texas Tech	1982	82-83	0	0
1	0	Texas Wesleyan	1977	76-77	1	0
4	4	Toledo	1960	73-74	3	0
1	0	Towson St.	1983	83-84	1	0
18	15	Tulane	1957	94-95	9	3
1	0	Upsala	1978	77-78	1	0
5	2	Vanderbilt	1923	77-78	2	0
1	0	Vermont	1974	74-75	1	0
0	3	Villanova	1968	85-86	0	1
44	69	Virginia	1915	98-99	21	13
10	10	Virginia Commonwealth	1978	94-95	4	2
80	42	VMI	1909	97-98	46	10
20	24	Wake Forest	1912	98-99	16	7
1	0	Washington	1974	74-75	0	0
35	54	Washington & Lee	1909	58-59	19	18
0	1	Weber State	1973	73-74	0	0
26	43	West Virginia	1921	98-99	15	11
1	0	Western Carolina	1992	92-93	1	0
2	1	Western Kentucky	1980	85-86	1	0
0	1	Western Michigan	1976	75-76	0	0
1	0	Wichita	1966	65-66	0	0
72	39	William & Mary	1917	98-99	44	10
1	0	Winthrop	1998	98-99	1	0
1	0	Wisconsin-Green Bay	1996	95-96	0	0
1	0	Wisconsin-Milwaukee	1977	76-77	1	0
1	0	Wofford	1988	88-89	1	0
2	0	Wright State	1995	95-96	0	0
0	1	Yale	1967	67-68	0	0

1999-2000 opponents in bold type.

Two NIT Championships Highlight Tech's Exciting Postseason Play

Guided by Coach Bill Foster, Virginia Tech basketball hit the jackpot in 1995 and 1996 with a championship run in the National Invitation Tournament and an appearance in the NCAA.

The players and coaches of the 1994-95 team cemented their names in Hokie basketball lore in one of the most dramatic NITs of all time.

Tech won the title, defeating Marquette in overtime, 65-64, on two free throws by Shawn Smith with 0.7 of a second left. Other starters on that great Tech team were Ace Custis, Travis Jackson, Damon Watlington and Shawn Good and key reserves were David Jackson and Myron Guillory.

Marquette had come from four points behind to take the lead at 64-63 on Anthony Pieper's driving layup with 18.3 seconds left.

That set up the final play for Tech. Smith spun to the basket and took an eight-footer. Golden Eagle Faisal Abraham fouled him on the left elbow and body.

Smith calmly sank the first free throw to tie it. After Marquette called a timeout, Smith made the second.

Fans at Madison Square Garden rushed on the court. Smith ran into the stands to give his father a bear hug. Blacksburg went wild as students and townspeople stormed the downtown area to hail their heroes.

Tech had reached the championship game by defeating Clemson, 62-54; Providence, 91-78; New Mexico State, 64-61; and Canisius, 71-59. That Tech

team finished with 25 victories, the most in school history.

The next season, Tech qualified for the NCAA Tournament. Drawing a disappointing ninth seed, Tech was placed in the same bracket with power-packed Kentucky.

The Hokies beat Wisconsin Green Bay in the first round at Dallas, Texas, 61-48, as Good led the way with 25 points. The Hokies, however, lost in the second round to eventual national champion Kentucky, 84-60.

That Tech team finished with a 23-6 record, one of the best marks in school history.

In all, Tech has made 14 postseason appearances, compiling an overall record of 22-12.

Tech's NIT title in 1995 was the second for the Hokies. Tech also won the crown at Madison Square Garden in 1973 in strikingly similar fashion.

Tech guard Bobby Stevens hit a jumper at the buzzer in overtime to

propel the Hokies to a 92-91 victory over the Fighting Irish of Notre Dame and the NIT title. The victory was a highlight of the championship series in which Tech won four games by a total of five points, including a first-round victory over nationally-ranked New Mexico, 65-63, on national television.

Tech's first postseason appearance came in 1966, when the Hokies lost to Temple, 88-73, in the NIT's opening round.

A year later, Tech made its first NCAA Tournament appearance, advancing to the finals of the Midwest Regional with wins against Toledo and Indiana University. The



The two most dramatic moments in Virginia Tech basketball history: Bobby Stevens (top) is hoisted to the shoulders of Tech fans after hitting the shot that beat Notre Dame in the 1973 NIT finals; Shawn Smith (bottom) sinks the free throw which gave the Hokies a second NIT title in a victory over Marquette in 1995.

Hokies fell just short of the Final Four when they dropped a heart-breaking 71-66 overtime decision to Dayton.

In the 1980 Mideast Regional, Tech made headlines with its amazing first-round comeback victory against homestanding Western Kentucky. The Hokies trailed 48-30 at the half, but rallied to take an 89-85 overtime win. In the second round against Indiana and Isiah Thomas, Tech came close to an upset. The Hokies trailed by only three points with less than five minutes to go, but fell, 68-59.

The Hokies made it back to the NIT in 1982. Tech advanced into the quarterfinals with impressive wins against Fordham and Mississippi before finally losing to Georgia and high-flying All-American Dominique Wilkins.

In 1983, Tech opened NIT play at home against William & Mary, winning 85-79, then lost on the road at the University of South Carolina by a 75-68 count.

Tech also had the good fortune of opening the 1984 NIT at Cassell Coliseum against Georgia Tech of the Atlantic Coast Conference.

The Hokies prevailed, 77-74, behind 19-point performances from Dell Curry and Perry Young. A last-second tip-in by point guard Al Young sparked the Hokies to a 68-66 win against South Alabama at Greensboro, N.C. The Hokies then returned home where they rode a 27-point outing by Curry to a victory against Tennessee, 72-68.

In the semifinals at Madison Square Garden, it took a last-minute comeback by eventual champion Michigan to beat Tech, 78-75. The Hokies bounced back two days later to nail down third place with a 71-70 victory over Southwestern Louisiana.

In 1985, the Hokies took a 20-8 regular season record and a second-place Metro Conference finish into the NCAA Tournament. Tech bowed out in the first round, losing 60-57 to Temple.

In 1986, the Hokies were eliminated in the first round of the Metro Tournament. Despite the defeat, they received a bid to the NCAA Tournament behind the strength of their 22-8 record. Tech was defeated in the first round by Villanova, 71-62.



Shawn Good shoots over a Kentucky defender in the NCAA Tournament regional at Dallas in 1996.

Game-by-Game Postseason Appearances

Date	Opponent	Site	Result
3/10/66 (NIT)	Temple	New York, N.Y.	73-88
3/11/67 (NCAA)	Toledo	Lexington, Ky.	82-76
3/17/67	Indiana	Evanston, Ill.	79-70
3/18/67	Dayton	Evanston, Ill.	66-71 (ot)
3/18/73 (NIT)	New Mexico	New York, N.Y.	65-63
3/22/73	Fairfield	New York, N.Y.	77-76
3/24/73	Alabama	New York, N.Y.	74-73
3/25/73	Notre Dame	New York, N.Y.	92-91 (ot)
3/13/76 (NCAA)	Western Michigan	South Bend, Ind.	67-77 (ot)
3/9/77 (NIT)	Georgetown	Blacksburg, Va.	83-79
3/14/77	Alabama	New York, N.Y.	72-79
3/9/79 (NCAA)	Jacksonville	Lawrence, Kan.	70-53
3/11/79	Indiana State	Lawrence, Kan.	69-86
3/7/80 (NCAA)	Western Kentucky	Bowling Green, Ky.	89-85 (ot)
3/9/80	Indiana	Bowling Green, Ky.	59-68
3/12/82 (NIT)	Fordham	Blacksburg, Va.	69-58
3/15/82	Mississippi	Oxford, Miss.	61-50
3/18/82	Georgia	Athens, Ga.	73-90

Date	Opponent	Site	Result
3/17/83 (NIT)	William & Mary	Blacksburg, Va.	85-79
3/21/83	South Carolina	Columbia, S.C.	68-75
3/15/84 (NIT)	Georgia Tech	Blacksburg, Va.	77-74
3/18/84	South Alabama	Greensboro, N.C.	68-66
3/23/84	Tennessee	Blacksburg, Va.	72-68
3/26/84	Michigan	New York, N.Y.	75-78
3/28/84	Southwestern La.	New York, N.Y.	71-70
3/14/85 (NCAA)	Temple	Hartford, Conn.	57-60
3/13/86 (NCAA)	Villanova	Baton Rouge, La.	62-71
3/17/95 (NIT)	Clemson	Blacksburg, Va.	62-54
3/20/95	Providence	Providence, R.I.	91-78
3/22/95	New Mexico State	Blacksburg, Va.	64-61
3/27/95	Canisius	New York, N.Y.	71-59
3/29/95	Marquette	New York, N.Y.	65-64 (ot)
3/14/96 (NCAA)	Wisconsin-Green Bay	Dallas, Texas	61-48
3/16/96	Kentucky	Dallas, Texas	60-84
Overall Record In Postseason: 22-12			
NIT: 17-5			NCAA: 5-7
			Home: 7-0

Virginia Tech Sports Hall of Fame

The Virginia Tech Sports Hall of Fame was organized in 1982 to honor persons who have made great contributions to athletics at the university. Since its inception, a total of 94 people have been enshrined, including 17 players who were picked primarily for their contributions in basketball.

Chris Smith

A brilliant basketball center from 1958 through 1961, Smith was one of the nation's leading rebounders three years in a row. He still holds all of Tech's major rebounding records and is regarded by many as the greatest basketball player in school history. Smith is a charter member who was inducted in 1982.

Allan Bristow

A scrappy forward who paced the Hokies to the National Invitation Tournament championship in 1973. Bristow scored in double figures during every game of his Tech career and still holds the Hokies' single-game scoring mark of 52 points. After 10 years as a player in the NBA, Bristow went into coaching including a stint as the head coach of the NBA Charlotte Hornets. He was inducted in 1984.

John Wetzel

A swingman who was always at his best in the clutch, Wetzel led Tech to its first-ever national postseason tournament in 1966. He

enjoyed a 10-year NBA playing career and has been in the pro coaching ranks since 1979. Wetzel was inducted in 1985.

Harry Bushkar

A fine scorer and playmaker, Bushkar capped his career by being named All-Southern Conference in 1945-46. He was tabbed Virginia's Player of the Year that season and made the SC All-Tournament Team. Bushkar was captain of the 1944, '45 and '46 Tech teams. He was inducted in 1986.

George Parrish

One of Tech's first big-name stars, Parrish earned All-South honors in both basketball and football during a career that extended from 1916 to 1920. Parrish was regarded by many as the best center in southern basketball in 1919 when he scored 320 of the Hokies' 766 points. He was inducted in 1986.

Glen Combs

Still rated one of the best long-range shooters in school history, Combs helped the

1967 Tech team to the finals of the NCAA Mideast Regional, where an overtime loss to Dayton cost the Hokies a spot in the Final Four. Combs, who averaged 17.9 points over his three varsity seasons at Tech, went on to enjoy a seven-year career in the ABA. He was inducted in 1987.

Lee Melear

Although he starred in both basketball and baseball, Melear may be best remembered for his 24-point performance against Kentucky in 1962 when the Hokies handed legendary Adolph Rupp the only season-opening home loss of his career at UK. Melear, who averaged in double-figure scoring all three of his varsity seasons, was inducted in 1989.

Bob Ayersman

A hot-shooting forward from 1957-61, Ayersman made the All-Southern Conference team two years in a row. He still ranks sixth in career scoring at Tech and his 26.5 scoring average in 1958-59 still stands as the

second-best in school history. Ayersman was inducted in 1990.

Lewis Mills


A point guard deluxe, Mills was the captain of the Hokies in 1959-60 and helped that team post the school's first 20-win basketball season. He entered the coaching field after graduating from Tech and served as the head basketball coach at the University of Richmond from 1963 until 1973. Mills, who also spent 12 years in athletic administration at VCU, was inducted in 1991.

Earl (Bus) Hall


The Southern Conference's leading scorer in 1932, Hall was a unanimous choice for the all-conference team that year. Nicknamed "The Princeton Phantom," he was a complete player who excelled as a floor leader, dribbler and passer, as well as a scorer. Hall was inducted in 1992.

Howard Pardue

One of the greatest shooters in school history,




Chris Smith



Allan Bristow




John Wetzel



Harry Bushkar



George Parrish



Glen Combs



Lee Melear



Bob Ayersman




Lewis Mills



Earl (Bus) Hall



Howard Pardue



Bucky Keller

Pardue played on Tech teams in the early 1960s. He finished with a career scoring average of 20 points and was named to the All-Southern Conference team three years in a row and twice was named to the Southern's all-tournament team. He was inducted in 1992.

Bucky Keller

A 6-3 swingman who led Tech to glory in the early 1960s, Keller finished his Tech career with an overall scoring average of 18.2 per game. He averaged 15.0 on a 1959-60 team that went 20-6, posted a 17.6 scoring mark in 1960-61 when the Hokies were 15-7 and averaged 21.7 in 1961-62 when Tech finished 19-6. Keller died in 1977. He was inducted into the Hall of Fame in 1993.

Bill Matthews

Matthews had a tremendous impact on Tech athletics in a 35-year career as a basketball player, a coach of three sports and an administrator. A bulky center, he ranks second only to Chris Smith in all-time rebounding for the Hokies. Matthews had a career average of 13.8 rebounds per game and in

1954-55 had a sensational seasonal average of 18.8. He was the Virginia Player of the Year in 1955-56. Matthews was inducted in 1993.

Dale Solomon

A dynamic center, Solomon burst on the Virginia Tech basketball scene in a big way during his freshman year in 1978-79. He sparked Tech to its only Metro Conference Tournament championship and was named the tourney's MVP. He went on to become the first player to make All-Metro four years in a row. In 1990, he was chosen on the Metro's decade team of the 1980s. Solomon tallied a career total of 2,136 points and ranks third behind Bimbo Coles and Dell Curry on the Hokies' all-time scoring list. He was inducted in 1994.

Dell Curry

This silky-smooth outside shooter scored a Tech record 1,021 field goals and tallied a total of 2,389 points. He ranks second on the Hokies' all-time scoring list behind Bimbo Coles and holds the school career record for steals with 295. Curry, who helped the Hokies to four

postseason tournaments, posted 115 double-figure scoring games on the way to a career scoring average of 18.9. He was a first-round draft pick of the NBA's Utah Jazz in 1986 and now plays for the Charlotte Hornets. Curry was inducted in 1996.

Loyd King

A mixture of good ball-handling skills, leaping ability and a keen eye for long range jumpers helped make King one of the best guards to play for the Hokies. He was the captain and leading scorer for Tech's cage teams in 1969-70 and 1970-71. He averaged 19.3 points per game as a junior and carried a 21.3-point scoring average as a senior. During his last two years, he reached double-figure scoring in 45 of 47 games, including the last 23 in a row. King finished his Tech career with 1,248 points and a 17.1 scoring average. He went on to play in the American Basketball Association and French Professional League. King was inducted in 1998.

Ted Ware

Ted Ware, whose rebounding and defense were

vital ingredients for the Hokies during his three varsity seasons in the 1960s, had the distinction of playing an important role on Tech's first-ever NIT team in 1966 and also on the Hokies' first-ever NCAA Tournament squad in 1967. The 6-5 forward was Tech's second-leading scorer as a sophomore in 1965-66 with a 14.6 average. During the 1966-67 season, he shot 55.6 percent from the field for the season, which was a school record at the time. As a senior in 1967-68, Ware posted a team-high 9.2 rebounding average. Ware's overall 52.4 field-goal percentage was a Tech career record at the time. In 1968, he was selected to the 10-man Academic All-America Basketball Team chosen by the nation's sports information directors. Ware was inducted in 1999.

Paul Dear, Leo Burke and Mel Henry


Although these three players were chosen for the Hall of Fame primarily for their excellence in other sports, they also made outstanding contributions in basketball.




Bill Matthews




Dale Solomon



Dell Curry



Loyd King



Ted Ware

#12 Bimbo Coles




After dazzling Virginia Tech fans for four years, guard Bimbo Coles became the second Tech men's basketball player to have his jersey retired when the university honored him in a ceremony prior to his last home game on March 3, 1990. Coles finished his collegiate career as the leading all-time scorer in school and Metro Conference history and also set an all-time scoring mark for Division I players in the state of Virginia. He scored a total of 2,484 points during his four seasons and became the first player in Metro Conference history to lead the league in scoring three consecutive years. Coles

All-Time Greats

burst on the national scene when he made the U. S. Olympic team in 1988. He played a leading role at point guard for that team which won the bronze medal in Seoul, Korea. Coles was a second-round pick of the Sacramento Kings in the 1990 NBA draft and currently is a prominent player for the Golden State Warriors.


#20 Ace Custis



Ace Custis, one of the most popular athletes in Virginia Tech history, became the third men's basketball player to have his jersey retired when his

career ended in 1997. Custis became the third player in Tech basketball to surpass the 1,000-mark in both points and rebounds. He finished with 1,706 points and 1,777 rebounds, joining Hall of Famers Chris Smith and Bill Matthews in that category. Ace made the all-conference team in two different leagues during his time at Tech. He was All-Metro Conference as a sophomore and was selected to the All-Atlantic 10 team his junior and senior seasons. During his senior year, he was a finalist in voting for the Boost/Naismith Award which goes to the National Player of the Year. Custis now plays for the NBA's Dallas Mavericks.


#30 Dell Curry



All-American guard Dell Curry, who helped Virginia Tech to four postseason tournaments, became the first Hokie basketball player ever to have his jersey retired when the university honored him in a ceremony before his last home game on March 1, 1986. Curry was a three-time All-Metro Conference choice for the Hokies and was named the Metro's Player of the Year in 1986 after leading the league with a 24.1 scoring average. He finished his Tech career with 2,389 points, which was a school record at the time. Curry earned first-team All-America honors from *The Basketball News*, second-team recognition from the Associated Press and the

Basketball Writers of America, and third-team honors from United Press International and the Helms Foundation. During the summers of 1984 and 1985, the 6-5 sharpshooter played on U. S. All-Star teams that competed abroad in Jones Cup play. Following his senior season, Curry was a first-round draft pick of the NBA's Utah Jazz. He now plays for the Charlotte Hornets.

#44 Allan Bristow



Allan Bristow, a scrappy forward who paced the Hokies to the National Invitation Tournament championship in 1973, became the fourth Virginia Tech basketball player to have his jersey retired. Bristow scored in double figures during every game of his Tech career and still holds the Hokies' single-game scoring mark of 52 points. He finished as Tech's all-time scoring leader in 1973 with 1,804 points and still stands fifth on the list. He holds Tech records for career scoring average, most points in a game, consecutive double-figure scoring games and most field goals in a game. After 10 years as a player in the NBA, Bristow went into coaching, including a stint as the head coach of the NBA Charlotte Hornets. His jersey was retired on Oct. 17, 1998, at the Temple homecoming football game, commemorating the 25th anniversary of the 1973 NIT team. He is now the head coach of the Richmond Rhythm of the International Basketball League.


Hokies Drafted by the NBA, ABA

Year	Name	Round	Team	Pick
1961	Chris Smith	2nd	Syracuse	5th in 2nd round
1962	Bucky Keller	6th	Los Angeles	8th in 6th round
1966	John Wetzell	8th	Los Angeles	7th in 8th round
1967	Ron Perry	12th	Minnesota (ABA)	
1968	Glen Combs	5th	San Diego	1st in 5th
		8th	Dallas (ABA)	
1969	Chris Ellis	5th	Chicago	5th in 5th
		6th	Kentucky (ABA)	
1971	Loyd King	15th	Milwaukee	8th in 15th
		7th	Memphis (ABA)	
1973	Allan Bristow	2nd	Philadelphia	3rd in 2nd (19th)
		1st	Virginia (ABA)	
1976	Larry Cooke	3rd	Atlanta	12th in 3rd
1976	Russell Davis	6th	Detroit	4th in 6th
1977	Ernest Wansley	6th	Washington	17th in 6th
1978	Ron Bell	6th	Cleveland	13th in 6th
1979	Marshall Ashford	5th	Washington	20th in 5th
1980	Wayne Robinson	2nd	Los Angeles	8th in 2nd
1980	Les Henson	7th	Boston	last player in 7th
1982	Dale Solomon	3rd	Philadelphia	22nd in 3rd
1982	Jeff Schneider	5th	Houston	15th in 5th
1985	Perry Young	3rd	Portland	14th in 3rd
1985	Al Young	7th	San Antonio	13th in 7th
1986	Dell Curry	1st	Utah	15th in 1st
1986	Keith Colbert	3rd	Philadelphia	9th in 3rd
1986	Bobby Beecher	4th	Sacramento	21st in 4th
1990	Bimbo Coles	2nd	Sacramento	40th overall
1999	Eddie Lucas	2nd	Utah	58th overall

91 Cage Seasons

A Year-by-Year Look at Tech's Records, Coaches and Captains

Year	Coach	Record	Captain
1908-09	R. M. Brown	4- 2	J. L. Hughes
09-10	Branch Bocock	11- 0	F.H. Legge
10-11	Branch Bocock	11- 1	W. R. Legge
11-12	L. N. Keesling	6- 3	L. W. Reiss
12-13	Houston B. Hughes	5- 9	Houston B. Hughes
13-14	Branch Bocock	14- 5	M. C. Beckner
14-15	Branch Bocock	9- 4	J. F. Powell
15-16	Branch Bocock	12- 3	G. W. Cocke
16-17	H. P. Sanborn	17- 2	C. L. Logan
17-18	Charles A. Bernier	15- 5	B. T. Cocke
1918-19	Charles A. Bernier	18- 4	Bill Wharton
19-20	Charles A. Bernier	14- 4	George F. Parrish
20-21	W. L. (Monk) Younger	19- 5	P. C. Brooks
21-22	W. L. (Monk) Younger	14- 6	C. D. Rhodes
22-23	W. L. (Monk) Younger	13- 6	C. D. Rhodes
23-24	B. C. Cabbage	5-13	E. C. Carroll
24-25	M. Buford Blair	6- 9	D. H. Rutherford
25-26	M. Buford Blair	3-10	W. A. Payne
26-27	H. B. Redd	6- 8	W. A. Payne
27-28	Bud Moore	5-11	M. N. Pearman
1928-29	I. E. Randall	4-13	Joseph M. Brown
29-30	R. S. Warren	5-14	John Ote Looney, Jr.
30-31	C. D. Rhodes	5-10	C. B. Baker
31-32	Geo. S. Proctor	8- 9	H. J. Yaggi
32-33	W. L. (Monk) Younger	5-10	E. J. Hall
33-34	W. L. (Monk) Younger	1-15	Benny Palmer
34-35	W. L. (Monk) Younger	3-16	D. T. Thomas
35-36	W. L. (Monk) Younger	5-16	Joe Mottola
1936-37	W. L. (Monk) Younger	6-11	Joe Mottola
37-38	H. M. (Mac) McEver	6- 8	Charley Southern and Mel Henry
1938-39	H. M. (Mac) McEver	3-14	S. C. Power
39-40	H. M. (Mac) McEver	4-15	Keith S. Haff
40-41	H. M. (Mac) McEver	8-13	Keith S. Haff
41-42	H. M. (Mac) McEver	10-10	W. J. (Buddy) Henderson
42-43	H. M. (Mac) McEver	7- 7	Julius Rubin and Guy Crawford
43-44	H. M. (Mac) McEver	11- 4	Harry Bushkar
44-45	Geo. S. Proctor	6- 8	Harry Bushkar
45-46	Geo. S. Proctor	11- 8	Harry Bushkar
46-47	Geo. S. Proctor	13-13	Joe Ruddell
47-48	G. F. (Red) Laird	14- 9	Crennie Reed
1948-49	G. F. (Red) Laird	10-13	Bob Dickson
49-50	G. F. (Red) Laird	16- 9	Ted Bacalis and Bob Trombold
50-51	G. F. (Red) Laird	19-10	Sumner (Tex) Tilson, Dick Sayre and Gene Jones
51-52	G. F. (Red) Laird	4-16	(none)
52-53	G. F. (Red) Laird	4-19	John W. Cantrell
53-54	G. F. (Red) Laird	3-24	William B. Matthews
54-55	G. F. (Red) Laird	7-20	William B. Matthews
55-56	Charles W. (Chuck) Noe	14-11	William B. Matthews
56-57	Charles W. (Chuck) Noe	14- 8	Clayton (Abe) Coates
57-58	Charles W. (Chuck) Noe	11- 8	L. Hemmings and D. Kuhn
1958-59	Charles W. (Chuck) Noe	16- 5	Terry Penn
59-60	Charles W. (Chuck) Noe	20- 6	Lewis Mills
60-61	Charles W. (Chuck) Noe	15- 7	Chris Smith
61-62	Charles W. (Chuck) Noe	19- 6	Bucky Keller and J. Fleischman
62-63	William B. Matthews	12-12	Lee Melear and Calvin Jones
63-64	William B. Matthews	16- 7	Frank Alvis and Howard Pardue
64-65	Howard P. Shannon	13-10	Mickey McDade
65-66	Howard P. Shannon	19- 5	John Wetzel
66-67	Howard P. Shannon	20- 7	Ron Perry
67-68	Howard P. Shannon	14-11	Ted Ware
1968-69	Howard P. Shannon	14-12	Stan Kerrick
69-70	Howard P. Shannon	10-12	Loyd King
70-71	Howard P. Shannon	14-11	Loyd King
71-72	Don DeVoe	16-10	Charlie Lipscomb and Randy Minix



Coach Chuck Noe (r) and team captain Lewis Mills guided Tech to its first 20-win season in 1959-60.

Year	Coach	Record	Captain
72-73	Don DeVoe	22- 5	Allan Bristow
73-74	Don DeVoe	13- 13	Craig Lieder
74-75	Don DeVoe	16-10	(none)
75-76	Don DeVoe	21- 7	D. Sensibaugh & Phil Thieneman
76-77	Charles Moir	19-10	Duke Thorpe & Phil Thieneman
77-78	Charles Moir	19- 8	Ron Bell and Sam Foggin
1978-79	Charles Moir	22- 9	Marshall Ashford and Tic Price
79-80	Charles Moir	21- 8	Wayne Robinson, Chris Scott Les Henson & John Hillenbrand
80-81	Charles Moir	15-13	Dale Solomon
81-82	Charles Moir	20-11	Dale Solomon
82-83	Charles Moir	23-11	Reggie Steppe and Perry Young
83-84	Charles Moir	22-13	John Dixon and Perry Young
84-85	Charles Moir	20- 9	Perry Young and Al Young
85-86	Charles Moir	22- 9	Dell Curry, Bobby Beecher, Keith Colbert and Dave Burgess
86-87	Charles Moir	10-18	Phil Williams
87-88	Frankie Allen	19-10	Tim Anderson and Bimbo Coles
1988-89	Frankie Allen	11-17	Wally Lancaster & Bimbo Coles
89-90	Frankie Allen	13-18	Bimbo Coles and Greg Brink
90-91	Frankie Allen	13-16	Antony Moses & David Herbster
91-92	Bill Foster	10-18	Erik Wilson and John Rivers
92-93	Bill Foster	10-18	Thomas Elliott and Steve Hall
93-94	Bill Foster	18-10	Jay Purcell and Jimmy Carruth
94-95	Bill Foster	25-10	Game captains
95-96	Bill Foster	23- 6	Game captains
96-97	Bill Foster	15-16	Ace Custis
97-98	Bobby Hussey	10-17	Shawn Browne, Myron Guillory
98-99	Bobby Hussey	13-15	Game captains

Year-by-Year Records

1908-09 (4-2)

- hW 33-26 Emory & Henry
- aW 36-10 Bluefield YMCA
- hW 63-6 Rand. Macon Acad.
- aW 22-10 Staunton M.A.
- aL 12-28 W & L
- aL 9-15 VMI
- 175-95

1909-10 (11-0)

- hW 68-12 Davidson
- hW 47-12 Emory & Henry
- hW 26-21 Emory & Henry
- hW 60-19 Rand. Macon Acad.
- aW 60-16 Hampden-Sydney
- aW 45-26 Lynchburg YMCA
- aW 27-15 Staunton M.A.
- aW 31-18 W & L
- aW 37-14 VMI
- hW 42-29 W & L
- hW 70-15 Hampden-Sydney
- 513-197

1910-11 (11-1)

- hW 87-4 Rand. Macon Acad.
- hW 43-22 Emory & Henry
- hW 27-11 Emory & Henry
- hW 65-9 Roanoke College
- hW 58-20 Tennessee
- aW 62-8 Roanoke College
- aW 29-26 Lynchburg YMCA
- aW 53-8 Hampden-Sydney
- aL 26-35 Lynchburg YMCA
- aW 27-20 W & L
- aW 35-18 VMI
- hW 42-28 W & L
- 554-209



The 1908-09 team, the first Tech squad.

1911-12 (6-3)

- hW 27-12 Emory & Henry
- aW 53-14 Beaver H.S.
- hW 94-33 Roanoke H.S.
- hW 45-15 Wake Forest
- nL 18-42 W & L
- hW 37-28 UNC
- hL 32-37 Trinity
- aW 21-19 Wake Forest
- hL 22-23 Lynchburg YMCA
- 349-223

1912-13 (5-9)

- aW 22-19 Beaver H.S.
- aL 15-54 W & L
- aL 16-33 VMI
- hW 36-23 Emory & Henry
- hW 46-18 Roanoke College
- hL 15-31 W & L
- hW 36-16 Rand. Macon Acad.
- hW 48-12 Beaver H.S.
- aL 15-44 Guilford
- aL 9-29 UNC
- aL 16-23 Trinity
- aL 24-34 Durham YMCA
- aL 12-21 Wake Forest
- nL 16-39 Wake Forest
- 326-416

1913-14 (14-5)

- aW 28-14 Beaver H.S.
- hL 30-41 Roanoke College
- hW 37-20 Maryville
- aL 15-51 Navy
- aW 16-15 St. John's College
- aW 26-17 Mt. St. Joseph
- aL 28-54 Catholic U.
- aW 46-16 Episcopal H.S.
- aL 17-46 W & L
- hW 16-15 Guilford
- hW 32-11 Guilford
- hW 36-20 Elon
- hW 48-25 Emory & Henry
- hW 41-9 Rand. Macon
- hW 21-19 W & L
- hW 58-14 King College
- hW 29-24 Wake Forest
- nW 27-16 VMI
- aL 15-26 Roanoke College
- 566-453

1914-15 (9-4)

- hW 39-14 St. Albans
- aL 21-25 Georgetown
- aW 40-20 Richmond
- aW 31-19 N.C. State
- aL 28-29 Rich. Howitzers
- hW 52-5 Daleville College
- hW 43-11 Emory & Henry
- hW 29-19 Trinity

- hL 16-17 Elon
- hW 32-19 N.C. State
- nW 22-21 VMI
- hW 48-16 Rand. Macon
- aL 21-39 Virginia
- 422-254

1915-16 (12-3)

- hW 65-18 Daleville College
- hW 27-24 Cardinal A.C.
- hW 27-10 Tusculum
- aW 53-13 Beaver H.S.
- hW 62-16 Church Hill A.C.
- hW 30-14 Elon
- hW 35-13 Elon
- nW 44-27 UNC
- aL 14-30 Virginia
- aW 30-27 Georgetown
- aL 28-31 Gallaudet
- hW 23-14 W. Va. Western
- hW 30-28 Wake Forest
- hW 29-16 N.C. State
- hL 19-25 VMI
- 516-306

1916-17 (17-2)

- hW 53-9 Daleville College
- hW 38-11 Hampden Sydney
- hW 39-10 Wm. & Mary
- aW 29-14 Hampden-Sydney
- aW 37-16 Lynchburg YMCA
- hW 49-18 Randolph Macon
- hW 54-8 Church Hill A.C.
- hW 41-12 Emory & Henry
- hW 59-2 Va. Christian
- hW 32-13 W.Va. Wesleyan
- aW 27-18 N.C. State
- aL 23-31 UNC
- aW 22-20 Elon
- aL 24-26 Wake Forest
- aW 53-28 Roanoke YMCA
- hW 44-17 Tennessee
- hW 31-12 Wake Forest
- hW 30-22 UNC
- aW 37-22 VMI
- 722-309

1917-18 (15-5)

- hW 70-18 Daleville College
- hW 53-9 Bridgewater
- hL 19-23 Hampden-Sydney
- hL 20-49 Davidson
- aL 29-36 Hampden-Sydney
- aL 15-35 Lynchburg YMCA
- hW 45-42 Emory & Henry
- hL 13-14 Elon
- hW 30-13 Elon
- hW 60-13 Eastern College
- hW 40-23 Lynchburg A.C.
- aW 23-22 Lynchburg A.C.
- aW 34-29 Roanoke College
- aW 29-10 W & L
- aW 31-26 VMI
- hW 46-16 Wake Forest
- hW 34-15 Tennessee
- hW 61-13 Va. Christian
- hW 26-23 Roanoke College
- hW 29-22 VMI
- 707-451

1918-19 (18-4)

- hW 48-20 Roanoke YMCA
- hW 57-11 Bridgewater
- hW 40-16 Hampden-Sydney
- hW 22-18 Roanoke College

Coaching Records

(Listed in order of number of victories)

Name	Seasons	W	L	Pct.	Years
Charles Moir	11	213	119	.642	1976-87
Chuck Noe	7	109	51	.681	1955-62
Howie Shannon	7	104	68	.605	1964-71
Bill Foster	6	101	78	.564	1991-97
Don DeVoe	5	88	45	.662	1971-76
G. F. (Red) Laird	8	77	120	.391	1947-55
W. L. (Monk) Younger	8	66	85	.437	1920-23; 32-37
Branch Bocock	5	57	13	.814	1909-11;13-16
Frankie Allen	4	56	61	.479	1987-91
H.M. (Mac) McEver	7	49	71	.408	1937-44
Charles E. Bernier	3	47	13	.783	1917-20
G. S. (Gummy) Proctor	4	38	38	.500	1931-32; 44-47
William B. Matthews	2	28	19	.596	1962-64
Bobby Hussey	2	23	32	.418	1997-99
H.P. Sanborn	1	17	2	.895	1916-17
M. Buford Blair	2	9	19	.321	1924-26
L.N. Keesling	1	6	3	.667	1911-12
H.B. Redd	1	6	8	.429	1926-27
Houston B. Hughes	1	5	9	.357	1912-13
C.D. Rhodes	1	5	10	.333	1930-31
Bud Moore	1	5	11	.313	1927-28
B.C. Cubbage	1	5	13	.278	1923-24
R.S. Warren	1	5	14	.263	1929-30
R.M. Brown	1	4	2	.667	1908-09
I.E. Randall	1	4	13	.235	1928-29

hW 55-16 Daleville College
 hW 71-16 Tusculum
 aW 43-29 Lynchburg A.C.
 nL 19-31 VMI
 hW 46-16 Elon
 hW 38-15 Elon
 nW 37-15 W & L
 aW 18-16 Catholic U.
 aL 22-31 Georgetown
 aL 24-28 Gallaudet
 hW 20-17 Davidson
 hW 31-18 Wake Forest
 hL 13-14 Wake Forest
 hW 28-22 UNC
 nW 32-14 UNC
 hW 37-20 VMI
 nW 35-23 W & L
 nW 30-24 VMI
 766-450

1919-20 (14-4)

hW 59-29 Daleville College
 aW 58-23 Roanoke YMCA
 hW 67-8 Hampden-Sydney
 aL 25-31 VMI
 hW 26-18 Auburn
 hW 35-19 Tusculum
 hW 40-9 Tusculum
 hW 59-11 Bridgewater
 hL 19-34 W. Va. Wesleyan
 hW 23-14 VMI
 aW 37-18 Lynchburg A.C.
 aW 31-26 Catholic U.
 aW 34-17 Johns Hopkins
 aL 21-26 Delaware
 aW 52-37 Church Hill A.C.
 nW 42-17 N.C. State
 nW 27-15 W & L
 nL 26-28 VMI
 681-380

1920-21 (19-5)

hW 64-10 Daleville College
 hW 25-22 Roanoke College
 hW 51-5 Lynchburg College
 aW 33-22 Roanoke YMCA
 hW 35-7 Hampden-Sydney
 hW 34-14 Roanoke College
 hW 35-10 The Citadel
 nW 25-9 W & L
 aL 21-45 VMI
 aL 26-32 Lynchburg Elks
 hW 37-10 Emory & Henry
 aW 31-12 Church Hill A.C.
 aW 31-25 Coll. Stars B'mre.
 aW 37-24 West Virginia
 aW 29-23 Penn State
 aL 0-2 Delaware (forf.)
 aW 26-20 George Washington
 hW 31-15 Georgia Tech
 hW 21-18 Trinity
 hW 29-19 Wake Forest
 nW 23-19 W & L
 nW 43-12 N.C. State
 hL 11-26 VMI
 nL 25-27 VMI
 723-428

1921-22 (14-6)

hW 27-11 Marshall
 hW 32-25 Lynchburg College
 hW 33-13 Western Md.
 aL 20-30 VMI
 hW 37-10 Roanoke Elks
 hW 40-14 Milligan College
 hW 26-19 Tennessee
 aW 29-17 Lynchburg Elks
 aL 12-24 Richmond Takola
 aW 29-28 Catholic U.
 aL 33-35 George Washington
 aL 14-62 Navy
 hW 34-20 Morris-Harvey
 nL 32-38 W & L
 nW 26-25 VMI
 hW 32-20 N.C. State

hW 48-21 Lenoir Rhyne
 hW 38-16 Roanoke College
 nL 22-26 Virginia
 hW 27-19 VMI
 591-473

1922-23 (13-6)

hL 20-28 Washington College
 aW 27-18 King College
 hW 35-20 Elon
 hW 28-9 Hampden-Sydney
 aW 22-19 VMI
 hW 41-11 Concord St. T.
 aL 7-31 W & L
 hW 36-12 King College
 hW 34-27 Roanoke College
 hW 26-25 West Va. Wesleyan
 hW 23-19 Carson Newman
 nW 42-16 VMI
 hL 33-34 Trinity (Duke)
 hL 28-29 W & L
 hW 38-16 Western Md.
 hL 20-21 VMI
 nW 22-18 Virginia
 nW 20 26-23 Vanderbilt
 nL 20 23-38 Chattanooga
 531-414

1923-24 (5-13)

aL 14-41 Lynchburg College
 hL 17-21 Morris-Harvey
 aL 11-22 VMI
 hL 10-37 Wake Forest
 hL 25-33 Elon
 nL 21-33 W & L
 nL 16-32 Virginia
 hL 15-37 Carson Newman
 hW 30-29 Wm. & Mary
 nL 15-20 VMI
 hW 24-12 King College
 aL 17-29 W & L
 aW 26-22 Transylvania
 aL 14-36 Kentucky
 aL 37-47 Centre College
 aL 14-29 Marshall
 aW 34-20 Morris-Harvey
 hW 34-20 Roanoke College
 374-521

1924-25 (6-9)

hW 39-21 Concord St. T.
 hL 32-47 Wake Forest
 aL 29-30 VMI
 hW 33-28 King College
 aL 18-26 W & L
 hW 48-21 Morris-Harvey
 aL 32-43 Virginia
 hL 32-37 Carson Newman
 hW 27-18 VMI
 hW 42-19 Elon
 hL 20-27 W & L
 hL 29-40 Davidson
 aL 32-48 Furman
 aW 27-13 Clemson
 nL 13-42 UNC
 453-460

1925-26 (3-10)

hL 14-16 Concord St. T.
 hL 17-19 Maryland
 hL 19-23 Roanoke College
 aL 30-43 W & L
 hL 19-34 Virginia
 hW 20-18 VMI
 aL 23-24 Lynchburg College
 aW 25-24 Richmond
 aL 24-42 Catholic U.
 aL 14-30 Maryland
 hW 41-20 W & L
 hL 20-27 Carson Newman
 aL 19-26 VMI
 285-346



Forward Bus Hall was the Southern Conference's leading scorer in 1932.

1926-27 (6-8)

hW 33-29 King College
 hW 40-22 Roanoke College
 hW 26-24 Elon
 aL 25-34 Virginia
 aL 30-34 Roanoke College
 aW 33-30 VMI
 aL 32-36 UNC
 aL 18-31 Duke
 aL 24-29 N.C. State
 hW 39-15 Lynchburg College
 hL 23-39 W & L
 hW 26-20 VMI
 aL 40-46 W & L
 hL 14-27 Virginia
 403-416

1927-28 (5-11)

hW 30-10 King College
 hL 20-29 Maryland
 hW 30-29 Lynchburg College
 aL 24-35 W & L
 hW 39-26 Alabama
 aL 26-35 Virginia
 hL 11-29 VMI
 nL 24-47 West Virginia
 hL 31-34 Duke
 hL 12-38 Virginia
 nW 36-17 W & L
 hW 37-14 Sewanee
 aL 22-35 VMI
 aL 26-36 Richmond
 aL 10-30 Maryland
 aL 33-57 Georgetown
 411-501

1928-29 (4-13)

hL 29-36 Elon
 aL 19-42 VMI
 hW 26-25 Virginia
 aL 25-44 W & L
 aL 27-33 UNC
 aL 27-44 Duke
 aL 13-28 Davidson
 hW 39-29 Maryland
 aL 25-34 Virginia
 hW 33-23 VMI
 nL 27-49 West Virginia
 hL 19-41 Davidson
 hL 17-45 W & L
 hL 25-26 Hampden-Sydney
 hW 22-19 Carson Newman
 hL 32-35 Marshall
 hL 17-36 W & L
 422-589

1929-30 (5-14)

aL 17-30 Roanoke College
 hW 43-19 Roanoke College
 hL 17-31 N.C. State
 hW 35-29 Emory & Henry
 aL 21-28 Virginia
 aL 27-44 Maryland
 hW 34-31 Virginia
 hL 30-31 Elon
 hW 39-35 VMI
 hL 21-30 UNC
 hL 23-27 Sewanee
 hL 20-38 Davidson
 hW 44-32 Wm. & Mary
 hL 23-34 Maryland
 aL 21-43 VMI
 hL 20-35 W & L
 aL 23-41 UNC
 aL 18-41 N.C. State
 aL 20-35 W & L
 496-634

1930-31 (5-10)

hW 28-21 Virginia
 aL 18-22 N.C. State
 aL 17-39 Wake Forest
 aW 31-28 UNC
 aL 20-22 Davidson
 hW 28-27 VMI
 aW 39-21 Lynchburg College
 aL 25-35 Virginia
 aL 16-33 Maryland
 hL 24-30 UNC
 aL 30-31 VMI
 hW 38-35 Emory & Henry
 aL 24-37 W & L
 hL 27-34 Sewanee
 hL 17-37 W & L
 382-452

1931-32 (8-9)

hW 27-26 Wake Forest
 aL 26-38 UNC
 aL 17-33 N.C. State
 hW 37-20 Roanoke College
 aL 18-28 W & L
 hL 24-35 Virginia
 aL 22-26 Virginia
 aL 16-51 Maryland
 hL 21-30 Maryville
 hL 18-22 N.C. State
 hL 20-31 UNC
 aW 25-18 VMI
 hW 35-18 Catholic U.
 hW 22-16 W & L
 aW 30-25 Roanoke College
 hW 25-17 Marshall
 hW 23-18 VMI
 406-452

1932-33 (5-10)

hL 20-40 Maryland
 hW 34-31 W & L
 aL 26-58 UNC
 aL 18-46 N.C. State
 aW 38-34 VMI
 aL 21-37 Maryland
 nL 30-36 Virginia
 hL 25-45 N.C. State
 hW 27-22 Davidson
 hL 25-31 Duke
 aL 32-40 Emory & Henry
 hL 40-43 George Washington
 aW 37-35 W & L
 hW 27-15 VMI
 nL 25-32 UNC
 425-545

1933-34 (1-15)

hL 14-31 UNC
 hL 24-29 Maryland
 aL 25-37 Catholic U.
 aL 19-40 George Washington
 aL 32-34 Maryland

Year-by-Year Records

aL 21-42 UNC
 aL 30-45 N.C. State
 hL 14-34 Richmond
 hL 28-32 Davidson
 hW 22-19 VMI
 hL 15-45 Duke
 aL 31-47 W & L
 hL 30-48 W & L
 hL 30-46 N.C. State
 aL 26-43 VMI
 hL 20-27 Emory & Henry
 381-599

1934-35 (3-16)
 hL 25-42 Kroger Bl. Dev.
 hL 9-29 UNC
 hW 29-17 Roanoke College
 hL 17-37 Richmond
 aL 19-49 W & L
 hL 24-29 Virginia
 aL 17-29 N.C. State
 aL 25-32 Duke
 aL 13-29 UNC
 aL 25-40 VMI
 hW 30-24 Wm. & Mary
 hL 19-27 Duke
 hL 22-29 W & L
 hL 21-40 N.C. State
 aL 20-40 Richmond
 aL 26-42 Wm. & Mary
 aL 31-54 Virginia
 aL 24-26 Roanoke College
 hW 25-24 VMI
 421-639

1935-36 (5-16)
 hW 42-16 Roanoke YMCA
 hL 13-27 Natl. Bus. College
 hL 21-40 UNC
 hL 28-36 Wm. & Mary
 hW 31-26 VMI
 aL 23-24 Roanoke College
 aL 18-50 W & L
 aL 26-34 UNC
 aL 28-44 N.C. State
 aL 20-40 Duke
 hL 44-46 N.C. State
 hL 32-46 Clemson
 hL 22-42 W & L
 aW 26-15 Hampden-Sydney
 aL 36-42 Wm. & Mary
 aL 26-30 Virginia
 hW 35-30 Davidson
 hW 27-23 Hampden-Sydney
 hL 30-39 Roanoke College
 aL 33-44 Natl. Bus. College
 aL 36-38 VMI
 597-732

1936-37 (6-11)
 hW 36-29 Wm. & Mary
 hL 26-38 UNC
 aW 28-27 Rand. Macon
 aW 38-30 Wm. & Mary
 aL 22-32 Richmond
 aL 30-52 W & L
 aL 25-55 Catholic U.
 aL 17-45 Navy
 aL 22-30 VMI
 hL 24-36 N.C. State
 hL 24-38 W & L
 nW 29-28 Virginia
 aL 29-38 N.C. State
 aL 25-41 UNC
 nL 22-40 Virginia

hW 32-37 Richmond
 hW 32-31 VMI
 461-617

1937-38 (6-8)
 hW 29-25 Wm. & Mary
 hL 32-38 UNC
 hW 22-19 Richmond
 aW 41-31 Wm. & Mary
 aL 22-25 Richmond
 aL 34-52 W & L
 aL 23-29 American U.
 aL 35-42 Maryland
 aL 38-43 Virginia
 hW 28-35 VMI
 hW 35-32 Virginia
 hL 24-32 W & L
 hW 52-45 Rand. Macon
 aL 23-29 VMI
 438-467


1938-39 (3-14)
 hL 33-46 Wm. & Mary
 hW 32-31 Richmond
 aL 35-46 Duke
 aW 36-35 UNC
 aL 29-66 W & L
 aL 36-54 VMI
 aL 16-45 Virginia
 hL 31-47 Marshall
 aL 26-44 Richmond
 aL 30-57 Wm. & Mary
 hL 30-43 VMI
 nL 40-55 Davidson
 aL 35-52 N.C. State
 hW 35-33 Randolph Macon
 hL 25-39 Virginia
 hL 26-31 Hampden-Sydney
 hL 51-65 W & L
 546-789

1939-40 (4-15)
 nW 31-24 House of David
 nL 25-46 UNC
 hL 25-34 W & L
 hW 33-18 Hampden-Sydney
 aL 41-49 Maryland
 aL 30-74 George Washington
 hW 51-43 Natl. Bus. College
 aL 22-42 W & L
 hL 25-34 Virginia
 hL 28-45 Marshall
 aL 39-41 Richmond
 aL 33-38 Wm. & Mary
 hL 28-35 Catawba
 hL 32-41 Richmond
 hW 40-32 VMI
 nL 33-39 Natl. Bus. College
 hL 29-49 Wm. & Mary
 aL 35-50 VMI
 aL 27-42 Virginia
 607-776

1940-41 (8-13)
 aW 42-41 Langley Fld.
 nL 38-39 Naval Trng. Sta.
 aL 39-41 Apprentice School
 hW 67-38 Naval Trng. Sta.
 hL 51-54 Wm. & Mary
 nL 29-41 W & L
 nL 35-49 Virginia
 aL 30-37 W & L
 aL 35-60 UNC
 nW 57-41 Davidson
 hW 54-35 N.C. State

hW 58-45 U. New Mexico
 aL 35-36 Richmond
 aL 50-52 Wm. & Mary
 aL 52-60 VMI
 hL 31-33 VMI
 hL 39-40 Virginia
 hW 37-31 Richmond
 aW 42-33 American U.
 aW 48-39 Maryland
 nL 37-54 George Washington
 906-899

1941-42 (10-10)
 aW 63-53 Emory & Henry
 hW 50-38 Emory & Henry
 aL 41-52 Naval Trng. Sta.
 aW 59-44 Langley Field
 aW 41-36 Apprentice School
 nL 27-29 W & L
 hL 29-34 Wm. & Mary
 hL 33-35 W & L
 nW 42-25 Virginia
 hW 55-27 Hampden-Sydney
 nW 49-35 Citadel



Harry Bushkar captained three Tech teams during the mid 1940s.

aW 45-39 Wm. & Mary
 aL 39-44 Richmond
 hW 28-26 VMI
 hL 33-34 Richmond
 aL 42-43 VMI
 hL 36-58 Virginia
 hW 57-42 Furman
 aL 50-67 Duke
 aL 43-54 N.C. State
 862-815

1942-43 (7-7)
 aW 39-38 Emory & Henry
 hW 51-33 Emory & Henry
 hW 49-34 Wm. & Mary
 aL 33-43 VMI
 hL 35-38 UNC
 hL 37-50 Bolling Field
 aL 40-43 N.C. State
 aL 70-78 Duke
 aW 44-40 N.C. Pre-Flight
 hW 42-37 W & L
 nW 62-46 Virginia
 hL 38-42 VMI
 aL 25-55 Wm. & Mary
 aW 47-38 W & L
 612-615

1943-44 (11-4)
 aW 42-36 Emory & Henry
 nL 55-63 Virginia
 aL 29-60 N.C. Pre-Flight
 aL 29-42 UNC
 aW 31-26 Woodrow Wilson
 aW 46-20 VMI
 hW 46-24 Blackstone A.A.
 hW 53-30 Woodrow Wilson
 hW 39-17 VMI
 hW 46-22 Wm. & Mary
 hW 44-24 Emory & Henry
 aW 43-40 Apprentice School
 aW 58-29 Wm. & Mary
 nW 38-34 Davidson
 nL 24-39 UNC
 623-506

1944-45 (6-8)
 hW 57-34 Bridgewater
 hL 34-39 Emory & Henry
 hW 47-41 Concord State
 hL 30-55 UNC
 hL 34-44 Virginia
 aL 28-60 UNC
 hW 42-23 VMI
 aL 40-55 Hampden-Sydney
 aL 30-41 Wm. & Mary
 aL 27-37 Emory & Henry
 hW 41-35 Hampden-Sydney
 nL 41-48 Milligan College
 hW 57-55 Milligan College
 aW 57-34 VMI
 565-601

1945-46 (11-8)
 hW 60-19 Lynchburg College
 hL 40-48 UNC
 hL 52-62 Old Dominion
 aL 29-57 Virginia
 hW 58-28 VMI
 aW 43-26 Woodrow Wilson
 aW 40-33 Richmond
 hW 48-24 VMI
 hW 31-25 Richmond
 aL 27-40 McGuire Gen.
 hW 69-31 Roanoke College

aL 46-64 Old Dominion
 aL 42-63 UNC
 hW 51-45 Wm. & Mary
 hW 69-23 W & L
 hL 48-57 Geo. Washington
 aW 59-45 Roanoke College
 nW 2 39-33 Geo. Washington
 nL 2 38-44 Duke
 889-767

1946-47 (13-13)

aW 52-41 Bristol YMCA
 aW 53-42 Catholic U.
 aL 45-48 American U.
 aW 55-39 Quantico
 hW 42-35 House of David
 hW 67-25 Lynchburg College
 hW 46-41 Roanoke College
 hW 51-22 Emory & Henry
 aW 53-52 VMI
 hL 49-57 Maryland
 hL 46-53 W & L
 aW 51-40 Roanoke College
 hL 52-58 Virginia
 hW 60-50 Hampden-Sydney
 aL 45-59 Richmond
 aL 41-50 Wm. & Mary
 aL 40-52 Duke
 aL 51-57 UNC
 aL 60-75 Hanes Hosier
 hW 54-40 Richmond
 hW 56-52 Wm. & Mary
 hW 47-41 VMI
 aL 42-55 Maryland
 aL 49-66 Geo. Washington
 aL 57-71 Hampden-Sydney
 aL 54-74 W & L
 1318-1285

1947-48 (14-9)

nW 1 58-46 Old Dominion
 aL 51-66 Georgetown
 aL 53-57 Quantico
 aW 48-42 Bristol YMCA
 hL 31-39 UNC
 hW 59-41 Wm. & Mary
 aW 54-49 Virginia
 hW 44-43 Roanoke College
 aL 45-52 Duke
 aL 36-68 UNC
 hL 58-60 Geo. Washington
 hW 71-49 Hampden-Sydney
 aW 50-39 VMI
 aW 51-46 Richmond
 aL 42-46 Wm. & Mary
 aL 35-42 Roanoke College
 hW 75-49 W & L
 hW 55-48 Richmond
 hW 57-43 Virginia
 aW 57-55 Hampden-Sydney
 aW 55-47 W & L
 hW 59-51 VMI
 nL 2 40-61 UNC
 1184-1139

1948-49 (10-13)

aL 44-55 Roanoke Rebels
 aL 49-65 Quantico
 aL 37-54 Geo. Washington
 aL 51-60 Maryland
 aL 48-56 Roanoke Rebels
 hL 48-56 UNC
 hW 56-46 Duke
 hW 54-52 Wm. & Mary
 aL 58-66 W & L
 aL 52-65 Duke
 aL 59-78 UNC
 hL 48-51 Richmond
 hW 52-50 Virginia
 aW 48-38 Roanoke College
 aL 47-62 Wm. & Mary
 aW 52-47 Richmond
 hW 66-53 VMI
 aW 66-64 Virginia

hW 68-54 W & L
 hW 64-55 Roanoke College
 aL 58-64 Hampden-Sydney
 aW 59-48 VMI
 hL 66-68 Hampden-Sydney
 1205-1307

1949-50 (16-9)

aW 70-57 Kane's Rebels
 aL 58-72 Loyola College
 aL 52-84 St. Johns
 aL 53-73 Long Island U.
 hW 63-57 Maryland
 hW 62-48 UNC
 nL 27 56-60 Davidson
 hW 78-48 Roanoke College
 hW 71-59 Geo. Washington
 aW 58-39 Roanoke College
 aW 64-50 Virginia
 aL 69-73 W & L
 aW 73-41 VMI
 aL 53-66 UNC
 aL 56-81 N.C. State
 hW 61-51 Richmond
 hW 75-53 Hampden-Sydney
 hW 80-71 W & L
 aW 74-39 Richmond
 aL 50-64 Wm. & Mary
 hW 78-64 Virginia
 hW 60-47 Wm. & Mary
 hW 78-58 VMI
 aW 84-83 Hampden-Sydney
 nL 10 42-67 N.C. State
 1618-1505

1950-51 (19-10)

aW 83-63 Kane's Rebels
 nL 11 50-57 Eastern Kentucky
 hW 79-53 Little Creek Navy
 hW 89-64 Norfolk Navy
 aL 49-63 Duquesne
 aL 65-73 St. Francis
 aL 67-78 West Virginia
 aW 71-61 Roanoke College
 aW 79-74 Fort Meyer
 aL 64-67 Quantico
 aW 91-75 Hampden-Sydney
 aW 60-59 Virginia
 hW 94-81 Roanoke College
 nW 1 68-64 South Carolina
 aW 66-57 Maryland
 aW 86-71 Geo. Washington
 hW 58-57 W & L
 aL 66-114 N.C. State
 aL 58-61 W & L
 hW 79-72 West Virginia
 aL 67-73 Wm. & Mary
 aW 86-76 Richmond
 hW 85-60 VMI
 hW 93-62 Virginia
 hW 83-61 Richmond
 hW 94-83 Hampden-Sydney
 hW 82-77 Wm. & Mary
 aL 76-79 VMI
 nL 2 61-64 Duke
 2249-1995

1951-52 (4-16)

aL 43-95 Eastern Kentucky
 aL 53-78 West Virginia
 aL 64-78 Roanoke Rebels
 aL 74-77 Roanoke College
 aL 71-76 W & L
 hL 74-88 Geo. Washington
 aL 70-84 Hampden-Sydney
 aL 58-67 Davidson
 aL 60-71 South Carolina
 hW 90-62 Virginia
 aL 70-83 Richmond
 aL 79-85 Wm. & Mary
 hW 60-54 Richmond
 nW 12 87-85 W & L
 aW 73-54 VMI
 hL 82-99 West Virginia

hL 76-86 Wm. & Mary
 aL 59-74 Virginia
 hL 53-56 VMI
 hL 82-83 Hampden-Sydney
 1378-1535

1952-53 (4-19)


aL 75-84 High Point
 aL 61-73 Elon
 aL 57-113 Marshall
 aL 42-83 Eastern Kentucky
 nL 12 66-69 South Carolina
 hL 55-92 West Virginia
 aL 46-65 Maryland
 aL 59-105 Geo. Washington
 hW 85-68 W & L
 aL 95-108 Virginia
 aL 62-86 West Virginia
 aL 74-91 Wm. & Mary
 aL 54-86 Richmond
 aL 74-76 W & L
 hL 56-70 Maryland
 hL 72-75 Furman
 hW 83-67 VMI
 hL 71-77 Richmond
 hL 65-81 Geo. Washington
 hL 85-87 Virginia
 aL 64-90 VMI
 hW 75-74 Wm. & Mary
 hW 71-62 Davidson
 1547-1883

1953-54 (3-24)

aL 55-82 Wake Forest
 aW 68-61 Davidson
 aL 75-103 Furman
 aL 55-93 Geo. Washington
 aL 52-60 Maryland
 nL 4 54-63 Richmond
 nL 4 81-97 Virginia
 aL 62-91 N.C. State
 aL 45-82 Duke
 hL 40-73 Geo. Washington
 hL 73-95 Virginia
 hL 69-87 Davidson
 aL 75-99 Richmond
 aL 66-82 Wm. & Mary
 aL 68-111 West Virginia
 hL 41-54 Maryland
 hL 52-66 Wm. & Mary
 hW 65-62 W & L
 aL 78-82 VMI
 nL 12 53-107 Duke
 hL 61-83 Richmond
 nL 51-96 N.C. State
 nL 13 67-101 West Virginia
 aL 69-78 Virginia
 hW 85-70 Citadel
 aL 62-72 W & L
 hL 63-64 VMI
 1685-2214

1954-55 (7-20)

aL 71-78 Elon College
 aW 91-69 Citadel
 aW 98-87 Col. Charleston
 aW 71-70 Davidson
 aL 68-76 Lenoir-Rhyne
 nW 4 88-77 Rutgers
 nL 4 57-84 Richmond
 nL 4 67-82 Wm. & Mary
 aL 82-98 West Virginia
 aL 61-63 Richmond
 aL 63-88 W & L
 hL 68-70 Davidson
 hL 69-75 Wm. & Mary
 aL 60-95 Geo. Washington
 hL 61-64 West Virginia
 aL 87-125 Furman
 aL 73-90 South Carolina
 hL 58-60 Furman
 hL 65-70 Richmond
 aL 73-105 Wm. & Mary
 hL 67-82 W & L



Center Chris Smith helped Tech turn its basketball fortunes around in the late 1950s.

hL 57-82 Geo. Washington
 aL 74-76 VMI
 hL 59-107 Virginia
 hW 88-53 Citadel
 hW 78-70 VMI
 aW 78-72 Virginia
 1932-2168

1955-56 (14-11)

hW 105-53 Guilford
 aL 68-85 Furman
 aW 97-64 Citadel
 aL 76-78 Davidson
 aW 108-75 Guilford
 nL 4 60-64 Seton Hall
 nL 4 85-103 Virginia
 nW 4 80-59 Rhode Island
 aL 66-71 Virginia
 hW 89-73 Davidson
 hW 63-61 Geo. Washington
 aL 57-66 Wm. & Mary
 aW 60-49 W & L
 aL 70-92 Geo. Washington
 hL 60-66 Richmond
 hW 76-64 Virginia
 aW 64-56 VMI
 aL 62-84 West Virginia
 hW 68-64 W & L
 hW 73-71 Furman
 aW 73-71 Richmond
 hL 74-79 Wm. & Mary
 hW 103-47 Citadel
 hW 95-56 VMI
 nL 4 70-84 Furman
 1906-1729

1956-57 (14-8)

hW 79-71 Richmond
 aL 88-91 Furman
 aW 72-68 Citadel (OT)
 nL 21 55-56 Kentucky
 nL 21 47-62 Alabama
 hL 81-85 Furman

Year-by-Year Records



The 1959-60 squad was the first Tech basketball team to post 20 wins in a season.

hW 83-72 Citadel
 aL 70-72 Wm. & Mary
 aW 49-47 Richmond
 hW 86-60 Davidson
 nL 13 54-59 West Virginia
 hW 70-56 Virginia
 aW 83-67 Geo. Washington
 hW 66-56 W & L
 hW 94-83 Wm. & Mary
 aW 54-46 W & L
 hW 80-42 VMI
 hW 82-63 Geo. Washington
 aW 82-70 VMI
 aL 55-71 Davidson
 nW 4 64-56 Wm. & Mary
 nL 4 54-68 W & L
 1548-1421

1957-58 (11-8)

hL 62-72 Richmond
 aL 54-55 Citadel (OT)
 aL 58-65 Tulane
 aW 70-59 Georgia Tech
 aL 73-74 Richmond
 aL 66-80 Virginia
 aW 86-63 VMI
 hW 96-60 W & L
 aW 87-75 Wm. & Mary
 aW 64-51 Davidson
 hW 102-76 Furman
 hL 54-70 Geo. Washington
 aW 78-64 W & L
 hW 90-58 Davidson
 hW 75-44 Citadel
 aL 72-76 Geo. Washington
 hW 72-68 Wm. & Mary
 hW 99-82 VMI
 nL 4 61-79 Wm. & Mary
 1419-1271

1958-59 (16-5)

hW 85-73 Virginia
 aL 70-78 Marshall
 aW 95-80 Furman
 nW 16 93-52 Spring Hill
 nW 16 67-64 Centenary
 nL 16 66-71 La. Tech (OT)
 aW 69-60 Richmond
 hW 86-81 Geo. Washington
 hW 105-24 W & L
 nW 6 93-80 Marshall
 hW 91-70 Davidson

aL 58-59 Wm. & Mary
 aL 78-81 VMI
 hW 74-68 Wm. & Mary
 hW 76-69 Citadel
 aW 94-63 Davidson
 hW 104-66 Richmond
 aW 91-84 Geo. Washington
 aW 78-51 W & L
 hW 118-60 VMI
 nL 4 67-85 Geo. Washington
 1758-1419

1959-60 (20-6)

hW 75-62 Geo. Washington
 aW 80-72 Virginia
 nL 15 80-85 Marshall
 nW 15 78-74 Tennessee Tech
 aW 74-56 E. Tennessee St.
 aL 57-62 Tulane
 nW 21 82-61 Mississippi State
 aW 73-65 Richmond
 nW 6 79-72 Marshall
 hW 96-51 Davidson
 aW 92-91 Wm. & Mary (OT)
 aW 95-93 VMI (OT)
 aW 89-78 Navy
 hW 107-77 Furman
 aL 59-77 Dayton
 aL 46-48 Toledo (OT)
 aL 90-105 Geo. Washington
 aW 84-75 Davidson
 hW 82-66 Wm. & Mary
 aW 86-74 Citadel
 hW 85-53 Richmond
 hW 100-71 VMI
 aW 100-87 Furman
 aW 78-58 Richmond
 nW 4 88-52 Geo. Washington
 nL 4 72-82 West Virginia
 2127-1817

1960-61 (15-7)

hW 76-54 Richmond
 hW 105-59 Davidson
 nL14 73-76 Auburn
 nW14 81-54 Baylor
 nW19 106-75 South Carolina
 aW 73-63 Citadel
 aL 56-74 Alabama
 hW 77-72 Furman
 hW 78-63 VMI
 aL 60-74 Wm. & Mary

aL 72-83 West Virginia
 aL 84-100 Wake Forest
 hW 116-93 Citadel
 aL 79-81 Richmond
 aW 86-85 VMI
 aW 99-77 Geo. Washington
 hW 85-67 Wm. & Mary
 aW 79-72 Davidson
 hW 105-70 Virginia
 hW 98-92 Geo. Washington
 aW 103-81 Furman
 nL 4 83-84 Geo. Washington
 1874-1649

1961-62 (19-6)

aL 74-80 Geo. Washington
 aL 70-73 NYU
 nW 14 70-65 Alabama
 nL 14 63-77 Auburn
 nW 22 79-78 Vanderbilt
 nW 22 78-69 Florida
 hW 91-67 Alabama
 aW 97-75 VMI
 aL 81-85 West Virginia
 aW 63-49 Wm. & Mary
 hW 67-54 Richmond
 aW 92-59 Virginia
 hW 83-73 Tennessee
 aL 83-89 Furman
 hW 85-82 West Virginia
 hW 111-86 East Carolina
 hW 74-72 Furman
 hW 87-81 Wake Forest
 hW 104-65 Wm. & Mary
 hW 85-71 VMI
 aW 76-69 Richmond
 hW 91-75 Geo. Washington
 nW 4 101-83 Citadel
 nW 4 70-66 VMI
 nL 4 72-88 West Virginia
 2047-1831

1962-63 (12-12)

aW 80-77 Kentucky
 hW 76-88 Richmond
 hW 77-71 Wm. & Mary (OT)
 hW 82-65 Mississippi State
 aL 72-80 Vanderbilt (OT)
 nL 22 72-73 Georgia Tech (OT)
 nL 22 67-69 Rice
 hW 71-63 Virginia
 hW 74-70 VMI
 aL 63-78 Wm. & Mary
 aL 63-76 Wake Forest
 hL 61-66 Furman
 aL 83-86 West Virginia
 aW 75-73 Virginia
 hW 79-75 Geo. Washington
 aW 77-66 VMI
 hL 76-79 West Virginia
 aW 90-72 Richmond
 hL 61-64 Wake Forest
 aL 73-82 Geo. Washington
 aL 64-70 Furman
 hW 81-73 East Carolina
 nW 4 74-72 Wm. & Mary
 nL 4 67-75 Davidson
 1758-1743

1963-64 (16-7)

hW 77-53 Richmond
 aW 93-77 Mississippi State
 hW 81-75 Georgia
 hW 72-64 LSU
 hL 60-81 Tennessee

hW 83-76 Geo. Washington
 hW 62-60 Virginia
 aL 89-96 Geo. Washington
 hW 75-65 Furman
 hW 77-72 Wake Forest
 aW 73-66 Wm. & Mary
 aW 90-88 UNC (2OT)
 hW 72-68 East Carolina
 aW 78-62 Virginia
 aL 87-96 Georgia
 hL 73-81 West Virginia
 aW 103-85 Richmond
 hW 90-86 Wm. & Mary (OT)
 aL 82-85 Wake Forest
 hW 79-54 Navy
 aW 78-75 Furman
 aL 77-79 West Virginia
 nL 4 62-64 Geo. Washington
 1813-1708

1964-65 (13-10)

nL 42 63-98 Duke
 nL 42 69-74 Pittsburgh
 nL 42 84-99 Duquesne
 hW 69-64 Vanderbilt
 aL 74-75 Wake Forest
 hL 53-72 Alabama
 hW 104-75 Mississippi State
 hL 90-94 Citadel (OT)
 hW 73-56 Virginia
 hL 85-86 Wake Forest
 aW 89-75 Wm. & Mary
 hW 68-58 Richmond
 hW 89-63 East Carolina
 hW 104-81 Furman
 hW 82-74 West Virginia
 aW 94-74 Richmond
 aW 102-82 Furman
 hW 92-74 Geo. Washington
 aL 83-84 Geo. Washington
 hW 76-57 Wm. & Mary
 aL 72-127 West Virginia
 nW18 103-63 Richmond
 nL18 59-70 Wm. & Mary
 1878-1775

1965-66 (19-5)

nL17 79-112 Duke
 aW 94-88 Purdue (OT)
 hW 79-59 Mississippi State
 hW 95-63 Wm. & Mary
 hW 91-88 Massachusetts
 hW 72-62 Clemson
 nW25 101-74 Texas A&M
 nW25 91-90 Wichita
 nL25 90-99 Oklahoma City
 aW 76-69 Wm. & Mary
 hW 88-73 Richmond
 hW 100-74 Pittsburgh
 aW 82-75 Geo. Washington
 hL ex 68-74 Phillips 66ers
 hW 83-64 East Carolina
 aW 90-87 Clemson
 hW 91-77 Toledo
 aL 81-82 Richmond
 aL 65-79 Virginia
 hW 110-85 Wake Forest
 aW 81-75 UNC
 aW 67-61 Citadel
 hW 82-61 Geo. Washington
 aW 90-83 Wake Forest
 nL 24 73-88 Temple
 2051-1896

1966-67 (20-7)

nW 18 85-71 Duke
 hW 79-63 Purdue
 aL 75-78 Wake Forest (OT)
 hW 99-77 Eastern Kentucky
 hW 76-61 Richmond
 hW ex 85-80 Yugoslavia
 nW 22 67-65 Penn State
 nL 22 73-92 Florida
 aW 96-69 Wm. & Mary
 hW ex 67-60 Phillips 66ers
 hW 82-70 Wake Forest
 nW 18 74-68 Davidson
 hW 91-62 East Carolina
 hL 68-70 Clemson
 aW 77-60 Pittsburgh
 hW 100-65 Loyola (Md.)
 hW 84-79 Wm. & Mary (OT)
 hW 78-70 Geo. Washington
 aW 89-71 Richmond
 hW 87-47 Ohio University
 aW 78-66 Geo. Washington
 aL 33-43 East Carolina
 hW 87-80 Richmond
 aL 78-110 UNC
 hW 76-60 Virginia
 aL 71-90 Toledo
 nW 23 82-76 Toledo
 nW 23 79-70 Indiana
 nL 23 66-71 Dayton (OT)
 2130-1904

1967-68 (14-11)

nL 22 66-74 Duke
 aL 76-89 UNC
 aL 70-92 Alabama
 hW 71-67 Wake Forest
 nL 26 77-90 Yale
 hW 75-59 NYU
 nW 25 103-76 Idaho State
 nL 25 64-97 Brigham Young
 nL 25 61-76 Auburn
 aW 74-65 Ohio U.
 aW 84-82 Virginia
 hW 90-70 Wm. & Mary
 aW 80-71 Richmond
 hW 92-54 Loyola
 aL 61-78 Villanova
 aW 101-78 Clemson
 hW 84-74 Eastern Kentucky
 aL 76-81 Davidson
 hW 76-65 Toledo
 hL 70-80 UNC
 hW 91-71 Richmond
 aW 78-72 Wm. & Mary (OT)
 hL ex 63-73 Phillips 66ers
 hW 77-71 Bowling Green
 aL 79-120 Houston
 aL 78-88 Tulane
 1954-1940

1968-69 (14-12)

nL 17 76-87 Duke
 nL 28 70-81 West Virginia
 hW 77-74 Florida State
 nW 19 83-72 Wm. & Mary
 nW 19 85-74 Virginia
 nW 47 79-58 Delaware
 nL 47 63-66 Baylor
 aW 88-87 East Carolina (OT)
 aW 75-60 Wm. & Mary
 hW 77-67 Richmond
 aL 77-99 UNC
 hW 77-46 Wm. & Mary
 hL 57-70 Villanova
 hW 84-74 Appalachian State
 aL 65-73 Eastern Kentucky
 hW 86-75 Clemson
 aL 76-105 Toledo
 aL 77-83 Bowling Green
 hW 67-54 UT Arlington
 aL 71-79 Wake Forest
 hW 68-64 Virginia
 aL 77-78 Richmond


aL 71-79 Davidson
 hW 79-76 Tulane
 aL 77-82 West Virginia
 hW 74-68 Houston
 1956-1930

1969-70 (10-12)

nL 17 63-66 Duke (2OT)
 hW 76-65 Wm. & Mary
 hL 63-78 N.C. State
 nL 29 79-84 Wm. & Mary
 nL 22 45-48 Florida
 nL 22 55-57 Army
 hW 69-59 Richmond
 hW 57-53 Bucknell
 aL 71-81 Virginia
 aW 92-72 Wm. & Mary
 aW 66-59 Richmond
 hW 91-74 Eastern Kentucky
 aL 79-87 Clemson
 aL 54-86 South Carolina
 aL 73-83 Florida State
 nW 28 76-75 West Virginia
 hL 66-73 Davidson (OT)
 hW 102-69 Loyola (Baltimore)
 hW ex 80-71 Chargers
 hW 94-78 Wake Forest
 hL 79-83 Appalachian State
 aL 70-98 UNC
 hW 80-78 West Virginia
 1680-1678

1970-71 (14-11)

nW 29 88-78 Wm. & Mary
 nL 29 59-68 Virginia
 hW 89-66 Appalachian State
 aL 87-94 N.C. State (OT)
 aL 75-104 Duke
 hL 76-78 South Carolina
 nL 30 74-83 E. Tennessee St.



Ron "Spider" Perry (22) was a key member of Tech's first NIT and NCAA Tournament squads in the mid-1960s.

nW 30 77-57 Richmond
 aL 81-92 Wake Forest
 hW 93-74 Virginia
 hW 87-77 Geo. Washington
 aL 73-74 Richmond (2OT)
 aL 79-86 Eastern Kentucky
 hW 76-66 Clemson
 hW 89-58 Richmond
 aW 74-62 Wm. & Mary
 hW 91-63 Wm. & Mary
 aW 102-85 Tulane
 aW 82-75 Tampa
 nL 28 82-93 West Virginia
 aL 53-56 Clemson
 hW 86-80 Ohio University
 hW 73-52 Kent State
 hW 106-85 Georgia Southern
 aL 95-104 West Virginia
 2047-1910

1971-72 (16-10)

hW 83-58 Richmond
 aL 60-93 UNC
 hW 92-80 Appalachian State
 aL 76-77 South Carolina
 nW 1 82-54 Richmond
 nL 1 56-57 VMI
 nW 18 77-73 Rutgers
 aL 73-83 Davidson
 nL 73-83 Duke
 aW 67-66 American U.
 nL 30 62-66 Texas A&M (OT)
 hW 70-60 Wake Forest
 hW 81-79 Georgia Southern
 aL 79-88 Ohio U.
 aL 73-85 Clemson
 aW 105-101 West Va. (3OT)
 hW 87-65 Wm. & Mary
 hW 48-44 Clemson
 aW 82-65 Richmond
 aL 85-107 Virginia
 aW 90-69 Wm. & Mary
 hW 76-55 Tulane
 hW 72-70 Loyola (Md.)
 aW 70-63 Kent State
 hL 82-83 West Virginia
 hW 103-75 Eastern Kentucky
 2004-1899

1972-73 (22-5)

hW 99-58 Appalachian State
 nL 82-96 UNC
 aW 98-77 Wm. & Mary
 hW 78-67 E. Tennessee St.
 aW 67-62 Ohio State
 hW 71-61 Richmond
 aW 3 81-80 Old Dominion
 nW 3 77-71 Stanford
 aW 96-93 St. Bonaventure
 hW 81-68 South Carolina
 hW 100-90 Ga. Southern
 aL 75-92 Florida
 hW 127-92 Wm. & Mary
 hW 91-82 Florida State
 aW 71-67 Wake Forest
 aL 72-81 Eastern Kentucky
 hW 102-89 Northern Illinois
 aW 86-88 West Virginia
 aL 93-94 Richmond (2OT)
 hW 117-89 Geo. Washington
 aL 74-89 Toledo
 hW 87-83 Virginia
 hW 76-53 West Virginia
 nW 24 65-63 New Mexico
 nW 24 77-76 Fairfield
 nW 24 74-73 Alabama
 nW 24 92-91 Notre Dame (OT)
 2309-2195

1973-74 (13-13)

hW 62-51 VMI
 aL 74-76 Auburn
 aL 64-75 Alabama
 hW 68-67 Ohio State

nL 18 78-83 UNC
 hW 85-74 Florida
 nL25 66-85 Houston
 nL25 74-79 Weber State
 nW25 102-66 Southwestern
 hW 92-65 Eastern Kentucky
 hW 77-75 St. Bonaventure
 aL 80-85 Florida State
 hW ex 89-81 Athletes in Action
 hW 82-80 West Virginia
 hL 68-70 Oral Roberts
 hW 72-68 Richmond
 aW 75-74 Northern Illinois
 hW 80-61 Wm. & Mary
 hL 58-64 Wake Forest
 hW 80-69 Toledo
 aW 72-54 Wm. & Mary
 aL 86-90 Richmond
 aL 83-94 West Virginia
 aL 71-82 South Carolina
 hW 75-65 Mercer
 aL 70-84 Virginia
 aL 81-88 Geo. Wash. (2OT)
 2064-2005

1974-75 (16-10)

aW 96-64 VMI
 aW 86-85 Florida
 aL 72-75 Vanderbilt
 nW 32 73-66 Austin Peay
 hW 83-82 Auburn
 aW 72-71 Ohio State
 aL 63-84 Michigan
 nW 33 88-77 Washington
 hL 73-77 Alabama
 hW 107-87 Vermont
 aL 69-88 St. Bonaventure
 hL 77-81 South Carolina
 hW 74-73 Virginia
 aW 87-86 West Virginia (OT)
 hW 60-48 Fairleigh Dickinson
 aW 83-69 Richmond
 aL 69-76 Wm. & Mary
 aL 72-90 Wake Forest
 aW 90-81 Eastern Kentucky
 hW 87-74 DePaul
 hW 106-79 Richmond
 hW 101-75 Wm. & Mary
 hL 75-87 UNC
 aL 81-85 Oklahoma City
 aL 68-93 Oral Roberts
 hW 78-68 West Virginia
 2090-2021

1975-76 (21-7)

hW 94-67 Sewanee
 hW 89-44 Akron
 aL 75-88 UNC
 hW 90-60 Florida
 hW 112-71 Morehead State
 nW 34 87-60 Oregon
 aL 74-101 Indiana
 hW 99-85 Vanderbilt
 nW 1 115-74 St. Bonaventure
 hW 112-67 Birmingham So.
 aW 72-71 Memphis State
 hW 114-80 West Virginia
 nW 4 91-69 Virginia
 hW 86-58 Jacksonville
 nL 17 72-79 Duke
 hW 108-82 Marshall
 aW 81-78 West Virginia
 hW 105-79 Wm. & Mary
 hW 87-66 Oklahoma City
 hW 86-66 Ohio University
 hW 80-73 Geo. Washington
 aW 50-48 Wm. & Mary
 aL 61-68 Marquette
 aL 65-73 DePaul
 hW 102-95 Wake Forest
 aL 75-79 Virginia (2OT)
 aW 92-81 Syracuse
 nL 23 67-77 Western Mich. (OT)
 2441-2039

Year-by-Year Records



Guard Al Young's last-second tip gave Tech a victory over South Alabama in the 1984 NIT.

1976-77 (19-10)

hW 92-62 Marietta
 hW 98-70 Charleston Baptist
 aL 73-74 West Virginia
 hW 84-77 Ohio State
 nL 1 77-81 UNC
 aW 76-75 Dayton
 nL 35 78-108 Alabama
 hW 92-55 Northern Illinois
 nW 4 59-58 Richmond
 nW 4 65-60 Virginia
 hW 96-71 Texas Wesleyan
 aL 82-94 St. Bonaventure
 nL 36 50-55 Virginia
 aW 74-68 Jacksonville
 hL 70-77 Oral Roberts
 hW 88-56 Fairleigh Dickinson
 aW 84-81 Marshall
 hW 99-79 Wisconsin-Mil.
 hL 78-86 West Virginia
 aW 75-73 Geo. Wash. (OT)
 hW 70-69 Memphis State
 hW 89-74 Army
 hW 122-70 Birmingham So.
 aL 77-83 Ohio U.
 aW 98-97 Wake Forest (OT)
 nW 1 71-62 Virginia
 hL 70-75 Marquette
 nW 24 83-79 Georgetown
 nL 24 72-79 Alabama
 2342-2146

1977-78 (19-8)

hW 104-73 Ohio Northern
 hW 111-71 Ohio Wesleyan
 nW 4 86-76 Richmond

aW 84-75 Penn State
 hW 88-66 New Hampshire
 aW 76-75 Vanderbilt
 hW 95-52 Brown
 hW 81-79 Geo. Washington
 nL 1 79-86 Duke
 hW 94-89 St. Bonaventure
 hW 99-88 West Virginia
 hW 85-70 Canisius
 nL 1 62-66 Virginia
 aW 70-68 Oral Roberts
 aW 100-80 Samford
 hW 77-69 Upsala
 aL 70-71 South Carolina
 hW 87-71 Syracuse
 hW 109-75 Ark.-Little Rock
 nL 18 68-83 N.C. State
 nL 18 88-101 UNC
 nW 4 71-63 VCU
 nL 4 68-76 Virginia
 hW 105-83 Ohio University
 hL 74-88 Wake Forest
 aL 88-89 West Virginia
 hW 95-77 East Carolina
 2314-2060

1978-79 (22-9)

hW 119-66 Buffalo St.
 hW 101-68 Samford
 nW 1 79-66 VMI
 hW 84-59 William & Mary
 aW 91-88 Old Dominion
 nW 1 90-71 St. Louis
 nW 1 81-69 Delaware
 hW 77-60 James Madison
 aW 62-60 New Orleans
 hL 68-72 Cincinnati
 aL 76-95 St. Bonaventure
 aL 82-83 West Virginia
 hW 83-68 Penn State
 nL 4 78-93 Virginia
 hW 100-80 Richmond
 aL 72-82 Louisville
 hW 113-51 CCNY
 nL 18 88-97 N.C. State
 nL 18 80-92 UNC (OT)
 hW 91-85 Old Dominion
 nL 1 72-78 Virginia
 aW 55-49 William & Mary
 hW 104-84 Ga. Southern
 aW 76-75 Cincinnati
 hW 73-61 West Virginia
 aW 93-91 Richmond
 nW 37 80-74 Cincinnati
 nW 37 72-68 Louisville
 nW 37 68-60 Florida State
 nW 23 70-53 Jacksonville
 nL 23 69-86 Indiana State
 2547-2284

1979-80 (21-8)

hW 87-62 Campbell Univ.
 hW 101-88 Liberty Baptist
 hW 82-72 E. Tennessee St.
 nW 1 93-84 Miami (Ohio)
 nW 1 67-62 Georgia Tech
 nW 21 71-58 Tulane
 nL 21 66-70 Mississippi
 aW 66-61 St. Louis
 hL 69-70 Memphis St. (OT)
 hW 73-71 West Virginia (OT)
 hW 89-61 New Orleans
 nL 4 58-65 Virginia
 aW 61-59 Cincinnati
 aW 79-77 Florida State

hW 97-57 Cincinnati
 aW 78-62 Ohio University
 aW 68-64 West Virginia
 nW 1 69-68 Tulane
 hW 82-70 St. Bonaventure
 aW 88-81 Geo. Washington
 hL 54-56 Louisville (OT)
 hW 66-40 James Madison
 aL 63-65 Memphis State (OT)
 aL 72-77 Louisville
 hW 78-76 Florida State
 hW 99-73 St. Louis
 nL 38 51-65 Cincinnati
 aW 23 89-85 W. Kentucky (OT)
 nL 23 59-68 Indiana
 2175-1967

1980-81 (15-13)

hW 85-57 Johns Hopkins
 hW 81-78 Richmond
 aL 61-68 Mississippi St.
 aW 72-68 E. Tennessee St.
 nW 28 70-64 West Virginia
 hW 72-70 Pittsburgh
 hL 52-55 Texas A&M
 aL 51-57 VCU
 nW 4 83-79 Richmond
 nL 1 51-64 Virginia
 hL 43-51 William & Mary
 hW 80-70 Florida State (OT)
 aL 77-82 Cincinnati
 aL 46-48 Wm. & Mary (3OT)
 aL 60-70 Memphis State
 aW 75-69 St. Louis
 hW 91-67 Liberty Baptist
 aL 70-92 Louisville
 hW 92-67 Geo. Washington
 hL 66-71 Louisville
 hW 84-69 St. Louis
 aL 76-80 Florida State
 aL 74-76 Tulane
 hW 71-70 Memphis State
 hW 96-75 Tulane
 hW 115-92 Cincinnati
 nW 38 72-66 Memphis State
 aL 68-81 Louisville
 2034-1956

1981-82 (20-11)

hW 116-64 Johns Hopkins
 aW 93-72 Geo. Washington
 hW 76-60 William & Mary
 aW 70-68 Richmond
 hW 100-72 Old Dominion
 hW 94-79 East Tennessee St.
 hW 75-53 Mississippi St.
 nW 22 75-70 Boston College
 aW 102-83 Jacksonville
 nL 1 67-75 West Virginia
 hW 75-74 Louisville (OT)
 hW 65-64 Tulane
 hL 65-69 Florida State
 hL 73-78 Memphis State
 aW 78-76 Louisville
 aW 83-75 St. Louis
 aL 78-83 Memphis State
 hW 76-64 Cincinnati
 hW 101-76 VMI
 nL 1 66-80 Virginia
 aL 51-66 William & Mary
 aL 51-52 Marquette
 aL 81-87 Cincinnati
 hW 112-76 St. Louis
 aW 77-76 Florida State
 aL 58-63 Tulane

nW37 106-92 Cincinnati
 aL 70-71 Memphis State
 hW 69-58 Fordham
 aW 61-59 Mississippi
 aL 73-90 Georgia
 2437-2225

1982-83 (23-11)

hW 85-60 Augusta
 hW 105-50 Univ. of Charleston
 hW 88-62 Md. Eastern Shore
 aW 71-53 Liberty Baptist
 hW 86-66 Richmond
 hW 122-73 South Carolina St.
 hW 92-56 Appalachian St.
 nL 39 86-88 Oklahoma (OT)
 nW 39 53-49 Texas Tech
 nW 39 70-57 Providence
 hW 84-72 East Carolina
 hW 79-45 Fredonia State
 hW 74-69 Southern Miss.
 hW 69-56 Memphis State
 hW 70-69 Florida State
 nL 4 64-74 Virginia
 aL 45-64 Tulane
 aW 77-64 Southern Miss.
 hW 72-68 Marquette
 aL 64-73 Memphis State
 aL 86-90 West Va. (3OT)
 aL 62-65 Western Kentucky
 hW 88-76 No. Carolina A&T
 hW 84-81 Cincinnati
 aL 73-76 Old Dominion
 aL 78-82 Florida State
 aW 72-54 VMI
 hW 62-59 Tulane
 hL 64-73 Louisville
 aW 73-72 Cincinnati
 nW 40 79-68 Southern Miss.
 nL 40 73-79 Tulane
 hW 85-79 William & Mary
 aL 68-75 South Carolina
 2603-2297

1983-84 (22-13)

hW 99-71 Md. Eastern Shore
 hW 93-53 Towson State
 nL 17 80-88 Wake Forest (OT)
 nW 17 89-65 N.C. State
 hW 77-60 Geo. Washington
 hW 122-61 VMI
 hW 104-76 South Carolina
 aL 56-61 Richmond
 nW 4 86-62 Old Dominion
 nL 1 64-74 Virginia
 hW 83-63 Richmond
 aW 70-53 Cincinnati
 aL 79-83 Louisville (OT)
 aW 56-52 Tulane
 hW 89-55 Southern Miss.
 hW 69-51 Cincinnati
 aL 62-63 Memphis State
 hL 61-63 Tulane
 aW 65-56 Southern Miss.
 hW 76-74 Louisville
 nW 4 56-54 Virginia
 aL 67-69 South Carolina
 hL 67-68 West Virginia
 hW 89-69 Memphis State
 aL 57-58 Florida State
 aL 53-55 Richmond
 hL 79-93 Florida State
 nW 37 49-47 Tulane
 nW 37 69-61 Louisville
 aL 65-78 Memphis State

hW 77-74 Georgia Tech
 nW 17 68-66 South Alabama
 hW 72-68 Tennessee
 nL 24 75-78 Michigan
 nW 24 71-70 SW Louisiana
 2594-2292

1984-85 (20-9)

hW 102-76 Old Dominion
 hW 98-87 Univ. of Charleston
 hW 91-46 Md. Eastern Shore
 hW 108-65 South Carolina St.
 nW 41 80-53 Iowa State
 aL 41 75-86 Tennessee
 hW 107-74 Rider
 aW 65-63 West Virginia
 nW 4 47-37 James Madison
 aL 65-69 VCU
 nL 9 59-67 Virginia
 hW 92-67 No. Carolina A&T
 hW 109-68 South Carolina
 hW 85-71 Florida State
 aW 72-68 Southern Miss.
 aW 66-58 Tulane (OT)
 hL 79-89 Memphis State
 aW 81-61 Louisville
 aL 82-91 Memphis State
 hW 96-80 Southern Mississippi
 hW 82-69 Cincinnati
 hL 65-70 Louisville
 hW 66-65 Tulane
 hW 98-66 Morgan State
 aW 87-75 Florida State
 aW 78-67 South Carolina
 aL 61-70 Cincinnati
 nL 38 93-97 Florida State
 nL 23 57-60 Temple
 2346-2015

1985-86 (22-9)

nL 43 66-67 Michigan
 nW 43 70-66 Chaminade
 aW 90-81 Southern Cal.
 aW 90-76 Old Dominion
 hW 72-45 Coppin State
 hW 78-52 VCU
 nW 1 84-66 Virginia
 aW 59-57 VCU
 hW 76-69 West Virginia
 nL 44 82-83 Miami Univ. (OT)
 nW 44 95-67 American Univ.
 hW 74-65 James Madison
 hW 85-71 Western Kentucky
 hW 88-72 Southern Miss.
 aW 71-69 South Carolina
 aW 73-65 James Madison
 aL 104-107 Cincinnati (2OT)
 hW 79-75 No. Carolina A&T
 hW 86-73 Florida State
 aL 61-83 Memphis State
 hW 71-67 Richmond
 hW 76-72 Memphis State
 aL 68-103 Louisville
 hL 83-93 Louisville
 hW 92-78 South Carolina
 aW 88-73 VMI
 aL 66-69 Southern Miss.
 aW 92-84 Florida State
 hW 83-71 Cincinnati
 nL 38 76-77 Florida State
 nL 23 62-71 Villanova
 2440-2267


1986-87 (10-18)

aL 66-86 Old Dominion
 hL 67-70 James Madison
 aL 48-65 West Virginia
 hW 67-65 Tennessee State
 nL 22 60-82 Florida
 aF 79-77 Jacksonville
 nF 1 76-68 Wake Forest
 nW 4 79-69 Richmond (OT)
 nL 4 70-84 James Madison

hW 98-61 San Francisco St.
 hW 99-68 VMI
 hW 61-57 South Carolina
 aL 72-78 Cincinnati
 aL 62-77 Richmond
 hW 85-72 Southern Miss.
 aL 62-84 Louisville
 aL 66-83 Memphis State
 hL 65-70 VCU
 hW 90-60 E. Tenn. State
 hW 82-79 Florida State (OT)
 hL 71-90 Louisville
 hW 79-73 Cincinnati
 nL 4 73-91 Virginia
 aW 71-69 South Carolina
 aL 77-89 Southern Miss.
 aL 78-107 Florida State
 hL 65-74 Memphis State
 nL 38 66-83 Southern Miss.
 2034-2131

1987-88 (19-10)

aL 45 85-88 Middle Tenn. St.
 hW 101-73 Southern California
 aW 85-73 E. Tennessee St.
 aW 91-74 James Madison
 nW 29 87-82 Georgetown
 hW 110-65 Baptist College
 aL 96-105 Missouri
 hW 92-79 West Virginia
 hW 97-71 Old Dominion
 aL 77-80 South Carolina
 hW 82-80 Memphis St. (OT)
 hW 90-74 Marshall
 aW 102-97 Cincinnati
 aL 102-127 Southern Miss.
 aL 84-97 VCU
 hW 81-60 UNC Charlotte
 hW 70-56 Radford
 nW 1 66-64 Virginia
 hW 88-87 Florida State
 aL 99-107 Louisville
 hW 141-133 So. Miss. (2OT)
 hW 79-62 South Carolina



Wally Lancaster scored 30 points in Tech's upset of Georgetown during the 1987-88 season.

hW 115-111 Cincinnati
 hW 87-74 Richmond
 aW 93-75 Marquette
 hL 82-87 Louisville
 aL 79-92 Florida State
 aL 104-112 Memphis State
 nL 37 81-92 South Carolina
 2646-2478

1988-89 (11-17)

hW 101-65 Wofford
 hW 96-75 William & Mary
 hW 103-84 James Madison
 aL 76-79 Alabama
 aW 105-92 Old Dominion
 aL 52-101 West Virginia
 aL 57-87 Georgetown
 nW 4 79-68 Richmond
 aW 97-91 VCU
 aL 104-108 Marshall
 hL 90-93 Marquette
 hL 73-82 Louisville
 aL 83-91 Memphis State
 hL 99-104 Missouri
 nW 1 90-83 VMI (OT)
 hL 78-91 Southern Miss.
 nL 4 106-113 Virginia (OT)
 hL 97-100 Florida State
 aL 95-108 Louisville
 hW 107-92 Southern Miss.
 aW 84-76 UNC Charlotte
 aL 70-81 South Carolina
 hL 79-90 Cincinnati
 hW 82-79 E. Tenn. State
 aL 84-98 Cincinnati
 hL 79-86 South Carolina
 aL 97-117 Florida State
 hW 78-73 Memphis State
 2441-2507

1989-90 (13-18)

hL 73-77 Marshall
 hW 83-62 UNC Asheville
 hW 76-75 Alabama
 aL 88-102 James Madison
 aW 76-53 William & Mary
 hW 75-68 West Virginia (OT)
 aL 64-97 Georgetown
 nL 39 89-100 Rutgers
 nW 39 78-77 San Francisco
 nL 39 84-89 Creighton
 aL 77-97 Memphis State
 hW 71-68 VCU (OT)
 aL 85-87 Southern Miss.
 aW 72-68 Tulane
 hW 74-61 Liberty
 hW 91-83 Old Dominion
 hL 59-62 Cincinnati
 nL 1 59-77 Virginia
 hL 63-67 Florida State
 aL 80-89 Maryland
 aL 69-96 Louisville
 hL 76-93 Southern Miss.
 hW 95-77 Tulane
 aL 82-86 Richmond (OT)
 hL 78-97 Louisville
 aL 80-94 Cincinnati
 aL 80-93 South Carolina
 aW 84-74 Florida State
 hW 69-64 South Carolina
 hW 87-74 Memphis State
 nL 46 67-81 Southern Miss.
 2384-2488

1990-91 (13-16)

hW 79-77 VMI
 hW 91-89 James Madison
 hW 66-64 Wm. & Mary
 aL 76-84 Old Dominion
 aW 77-75 VCU (OT)
 aL 70-88 Geo. Washington
 nW 4 82-79 Richmond
 nL 4 58-73 James Madison

aW 92-89 Marshall
 hW 81-66 Memphis State
 hL 77-83 Tulane
 hL 99-101 Southern Miss. (OT)
 aL 67-83 South Carolina
 aL 61-77 Cincinnati
 nL 4 61-86 Virginia
 hL 60-71 Florida State
 aW 86-79 Louisville
 aL 68-94 West Virginia
 hL 56-61 Richmond
 aL 79-91 Southern Miss.
 aL 66-99 Tulane
 hW 72-56 Louisville
 hW 85-81 Cincinnati (OT)
 hL 67-82 Maryland
 aL 79-91 Florida State
 hW 50-41 South Carolina
 aW 82-79 Memphis State
 nW 1 75-69 Cincinnati
 nL 1 71-91 Florida State
 2133-2299

1991-92 (10-18)

aL 51-84 Richmond
 nL 4 59-68 California
 hW 76-64 George Mason
 aL 60-66 William & Mary
 hW 73-71 Geo. Washington (OT)
 hW 93-64 Liberty
 hL 65-66 West Virginia
 nW 48 79-57 Florida
 nL 48 51-63 Michigan
 hW 78-62 Old Dominion
 aL 53-62 UNC Charlotte
 hW 73-72 VCU (OT)
 aL 60-80 Tulane
 aL 60-72 Southern Miss.
 hW 57-44 East Carolina
 hL 68-78 Louisville
 aL 52-64 South Florida
 nL 1 57-61 Virginia (OT)
 aL 53-54 George Mason
 hL 60-73 Southern Miss.
 hW 89-73 Tulane
 aL 60-63 VCU
 hL 62-75 South Florida
 aW 73-70 Liberty
 hW 73-65 UNC Charlotte
 aL 76-78 East Carolina (OT)
 aL 59-79 Louisville
 nL 38 52-70 UNC Charlotte
 1822-1898

1992-93 (10-18)

hW 55-47 Western Carolina
 nL 1 62-78 North Carolina
 hW 91-71 UNC Asheville
 hW 87-76 Morgan State
 hW 76-67 East Carolina (OT)
 aL 82-84 Southern Miss. (2OT)
 aL 72-84 Tulane
 hL 56-65 UNC Charlotte
 hW 74-62 South Florida
 hW 80-55 Florida Atlantic
 aL 61-71 Old Dominion
 hL 65-71 Liberty
 hL 65-76 Louisville
 nW 4 59-53 Virginia
 hW 70-66 William & Mary
 hL 59-72 Tulane
 hL 54-73 VCU
 hL 44-57 Fla. International
 hW 75-44 VMI
 aL 50-77 South Florida
 aL 49-66 East Carolina
 aL 69-86 VCU
 aL 70-74 West Virginia
 hL 79-83 Southern Miss.
 aL 61-82 Louisville
 nL 49 80-89 UNC Charlotte
 nW 38 64-55 Tulane
 nL 38 71-85 VCU
 1880-1969

Year-by-Year Records

1993-94 (18-10)

nW 50 63-58 West Virginia
 hW 88-54 Coastal Carolina
 hW 82-59 VMI
 hW 86-59 UNC Greensboro
 aL 52-85 Xavier
 aW 80-61 E. Tenn. St.
 aW 115-87 Florida Atlantic
 aW 87-65 Fla. International
 hW 86-63 Tennessee
 hW 68-58 Tulane
 aW 69-65 Texas Christian
 aL 76-95 Louisville
 hW 81-65 Liberty
 hW 67-55 South Florida
 aW 95-79 Wm. & Mary
 hL 63-74 Louisville
 hL 74-83 Southern Miss
 aL 61-69 Tulane
 aL 55-59 Southern Miss.
 aL 75-81 VCU
 hL 48-55 Marquette
 hW 75-59 VCU
 aW 65-40 South Florida
 hW 63-55 UNC Charlotte
 nL 1 61-70 Virginia
 aW 61-57 UNC Charlotte
 nW 46 65-64 VCU
 nL 46 67-76 Louisville
 2028-1850

1994-95 (25-10)

nW 51 69-62 Montana State
 nW 51 87-81 Nebraska
 nL 51 75-85 Illinois
 hW 77-53 Wm. & Mary
 hW 82-55 Xavier
 hW 110-75 VMI
 hW 98-84 Texas Christian
 aW 83-73 West Virginia
 hW 86-64 E. Tenn. St.
 aW 73-64 Tennessee
 hW 68-53 Delaware St.
 aL 72-78 Tulane
 aW 87-72 Southern Miss
 hL 61-62 Louisville
 hW 78-69 VCU
 aW 57-54 Marquette
 nL 17 76-87 North Carolina
 aL 74-78 Louisville
 aW 101-70 Liberty
 hW 76-61 Southern Miss
 hW 79-35 Florida Atlantic
 aW 77-74 Wright St.
 aL 66-68 South Florida
 aL 60-71 UNC Charlotte
 hW 70-66 Tulane (OT)
 aL 57-62 VCU
 hW 74-64 South Florida
 nL 4 62-63 Virginia
 hW 86-72 UNC Charlotte
 nL 38 66-82 Southern Miss
 hW 62-54 Clemson
 aW 91-78 Providence
 hW 64-61 New Mexico St.
 nW 24 71-59 Canisius
 nW 24 65-64 Marquette (OT)
 2640-2353

1995-96 (23-6; 13-3 in A-10)

hW 93-49 Coastal Carolina
 aW 71-66 William & Mary
 hW 99-67 VMI
 nL 52 72-85 Georgia
 hW 68-62 West Virginia



Bill Foster guided Tech to a school-record 25 wins and the NIT Championship in 1995.

nW 1 72-64 Virginia
 nW 53 62-46 Wright St.
 nW 54 76-60 UNC Charlotte
 aW 88-69 Duquesne
 nW 55 71-55 La Salle
 nW 1 79-71 George Washington
 hW 63-62 Dayton
 aW 65-58 St. Bonaventure
 aL 47-64 George Washington
 hW 81-57 Fordham
 hW 85-76 St. Joseph's
 hW 74-48 UNC Greensboro
 aW 72-66 Rhode Island (OT)
 hW 69-63 Duquesne
 aW 78-73 Xavier
 hW 56-53 Liberty
 hL 58-74 Massachusetts
 aW 61-56 La Salle
 aL 41-57 Temple
 hW 70-61 Xavier
 aW 73-54 Dayton
 nL 56 71-77 Rhode Island
 nW 23 61-48 Wisconsin-Green Bay
 nL 23 60-84 Kentucky
 2036-1825

1996-97 (15-16; 7-9 in A-10)

aW 57 101-73 Hawaii-Hilo
 nL 57 56-63 Colorado
 nL 57 68-92 Illinois
 hW 83-41 East Tennessee State
 hW 63-45 Coastal Carolina
 hW 66-50 UNC Greensboro
 hL 57-60 Georgia
 aL 65-76 West Virginia
 hW 92-80 St. Bonaventure
 aL 67-102 Xavier
 aL 63-76 Duquesne
 hW 71-46 William & Mary
 aW 63-47 Massachusetts
 hW 76-41 Georgia Southern
 hL 52-73 Rhode Island
 hW 57-46 La Salle
 aW 59-47 Liberty
 aL 50-68 St. Joseph's
 aL 44-61 Wake Forest

hW 59-52 Dayton
 hW 45-43 George Washington
 aW 50-32 Fordham
 aL 56-59 La Salle
 aL 54-59 Dayton
 hL 41-45 Temple
 aL 52-69 George Washington
 hW 76-62 Duquesne
 nL 4 57-58 Virginia
 hL 72-81 Xavier
 nW 56 56-53 Fordham
 nL 56 63-67 Rhode Island
 1934-1867

1997-98 (10-17; 5-11 in A-10)

hW 71-55 Tennessee-Martin
 aW 66-64 William & Mary
 hW 80-47 Liberty
 nL 18 73-74 South Carolina
 nL 18 57-78 North Carolina
 hW 79-72 Radford
 hW 79-50 East Tennessee State
 hL 52-55 West Virginia
 hL 65-73 VMI
 aL 65-72 Duquesne
 hW 72-61 St. Joseph's
 nL 1 55-69 Virginia
 aL 60-85 Dayton
 aL 66-77 Xavier
 aL 66-73 Rhode Island
 hL 59-68 Massachusetts
 hL 68-72 La Salle
 aL 61-75 George Washington
 hW 89-70 Fordham
 aL 53-60 Temple
 aW 69-68 St. Bonaventure (OT)
 hL 63-74 Xavier

hW 54-53 Dayton
 aL 64-74 La Salle
 hL 50-64 George Washington
 hW 93-79 Duquesne
 nL 56 58-64 Massachusetts
 1787-1826

1998-99 (13-15; 7-9 in A-10)

hW 59-50 William & Mary
 hL 48-57 East Tennessee State
 aW 85-51 Liberty
 hW 83-76 UNC Asheville (OT)
 aL 57-62 UNC Charlotte
 hL 47-52 Wake Forest
 aL 68-69 West Virginia
 hW 85-65 Coastal Carolina
 hW 62-55 Winthrop
 aL 40-55 Massachusetts
 hL 67-80 Xavier
 aL 66-78 St. Joseph's
 aL 67-75 La Salle
 hL 50-54 St. Bonaventure
 aW 73-64 Dayton (OT)
 aL 69-93 Xavier
 nL 4 55-64 Virginia
 hW 87-69 La Salle
 aW 59-58 Duquesne
 hW 77-75 George Washington
 hL 67-76 Rhode Island
 aW 79-75 Fordham (OT)
 hL 48-78 Temple
 hW 58-55 Dayton
 aL 67-77 George Washington
 hW 81-60 Duquesne
 nW 56 74-63 Fordham
 nL 56 51-64 Temple
 1829-1850

Neutral Sites

1. Roanoke, Va.
2. Raleigh, N.C.
3. Lynchburg, Va.
4. Richmond, Va.
5. Staunton, Va.
6. Bluefield, Va.
7. Columbia, S.C.
8. Winston-Salem, N.C.
9. Norfolk, Va.
10. Durham, N.C.
11. Bristol, Va.
12. Wytheville, Va.
13. Fayetteville, N.C.
14. Birmingham, Ala.
15. Watauga Tourney, Johnson City, Tenn.
16. Gulf South Classic, Shreveport, La.
17. Greensboro, N.C.
18. Charlotte, N.C.
19. Big Five (Salem, Va.)
20. Southern Conference Tournament
21. Sugar Bowl
22. Gator Bowl
23. NCAA
24. NIT (Madison Sq. Garden)
25. All-College Tourney
26. Charlottesville, Va.
27. Statesville, N.C.
28. Charleston, W. Va.
29. Hampton, Va.
30. Fort Myer, Va.
31. Old Dominion Classic
32. Vanderbilt Tourney
33. Michigan Tourney
34. Indiana Tourney
35. Dayton Tourney
36. Hampton, Va.
37. Memphis, Tenn. (Metro)
38. Louisville, Ky. (Metro)
39. Rainbow Classic (Hawaii)
40. Cincinnati (Metro)
41. Volunteer Classic
42. Steel Bowl (Pittsburgh, Pa.)
43. Hawaiian Airlines Classic
44. Miller Classic (Tampa, Fla.)
45. Big Apple NIT
46. Biloxi, Miss. (Metro)
47. Greenville, N.C.
48. Red Lobster Tournament (Orlando, Fla.)
49. Davidson, N.C.
50. USAir Arena (Landover, Md.)
51. San Juan, Puerto Rico
52. Jeep Eagle Classic (Atlanta, Ga.)
53. New Orleans, La.
54. Worcester, Mass.
55. Radford, Va.
56. Philadelphia, Pa.
57. Big Island Invitational (Hilo, Hawaii)

This Is Virginia Tech



Virginia Tech

A National Leader in Education and Research



Virginia Tech — a comprehensive university of national and international prominence and ranked as one of the nation's top 50 research institutions — is well positioned to become the model land-grant university of the 21st century. In line with the land-grant heritage, it is being recognized as an institution that puts knowledge to work.

As the commonwealth's largest university with about 25,000 students, Virginia Tech:

- attracts talented faculty members and students who follow a focused, practical agenda in their pursuit of knowledge.
- has become the state's leading research institution, producing ideas and innovations that are the raw material of today's product-driven economies.

- instills in its faculty, staff, and students a commitment to service, as declared in the university motto, *Ut Prosim*: "That I May Serve."
- has eight colleges in which graduates and faculty members are making significant contributions in business, science, technology, architecture, the arts, engineering, urban planning, education, human resources, agriculture, veterinary science, forestry,

and wildlife resources.

In fact, Virginia Tech produces more than 40 percent of the state's Ph.D.s, many of whom become faculty members for other colleges and universities. About 12 percent of all Virginia Tech advanced-degree graduates become K-12 teachers. Ten percent take research positions in industry, 20 percent enter other positions in industry

Tech Quick Facts

Enrollment

About 25,000 (on and off campus)

Full-Time Instructional Faculty

Approximately 1,425

Student-Faculty Ratio

17:1

For more information

For more information about Virginia Tech, visit the university's home page on the World Wide Web at <http://www.vt.edu>.

The University's Missions

Since its founding as a land-grant college in 1872, Virginia Polytechnic Institute and State University, popularly known as Virginia Tech, has grown to become the state's largest university. With about 200 degree programs and \$144 million in research projects each year, Virginia Tech is a university of choices and the state's leading research institution.

Through its three missions of instruction, research and public service, Virginia Tech accomplishes the charge of its motto, *Ut Prosim*: "That I May Serve." That service extends across the commonwealth, the nation and beyond.

Instruction

The university offers about 70 bachelor's degree programs through its seven undergraduate academic colleges: the College of Agriculture and Life Sciences, the College of Architecture and Urban Studies, the College of Arts and Sciences, the Pamplin College of Business, the College of Engineering, the College of Human Resources and Education, and the College of Natural Resources. On the postgraduate level, the university offers about 120 master's and doctoral degree programs through the Graduate School and the Virginia-Maryland Regional College of Veterinary Medicine.

Research

The university conducts a \$144-million-a-year research program, which places it in the nation's top 50 in terms of research expenditures.

The Virginia Tech Corporate Research Center, located on 120 acres adjacent to campus, offers businesses the opportunity to establish close working relationships with the university.

Outreach

The university serves off-campus constituencies — such as community groups, governmental units, and state and local agencies — by providing valuable expertise and training through outreach and international programs.

Virginia Cooperative Extension, jointly operated by Virginia Tech and Virginia State University, provides practical information to the people of the commonwealth to improve their economic, social and cultural well-being.



A fall campus scene

and 11 percent take positions in government. About half of the graduates remain in Virginia.

Established in 1872 as Virginia's first land-grant institution, Virginia Tech has long been on the leading edge of technology. Ten years ago, the university was recognized as one of the nation's top educational users of computers. Today, Virginia Tech has a state-of-the-art communications system with nearly 2,000 miles of optical fiber and more than 11,000 data-and-voice phones linking every dormitory room, laboratory, office and classroom to computing capabilities, audio and video data, and the World Wide Web.

In recent years, Virginia Tech was also a major partner in establishing the Blacksburg Electronic Village, the world's first "electronic village," which linked the university's computer network and its Internet access to the entire Blacksburg community.

More recently, Virginia Tech has established itself on the "learning edge" of instructional technologies. Those technologies are transforming how we teach and how students learn, and our professors are being recognized nationally for incorporating the new techniques to enhance their lectures and to teach students new ways to approach problems. The result: Tech undergraduate and graduate students are becoming more excited about their classes and they are learning more and absorbing it faster.

At the heart of this exciting new technology is a new initiative, the Advanced Communications and Information Technologies Center. The center will bring together communications teaching and research with research and development efforts in instructional technologies.



One of the major projects currently underway at Virginia Tech is the new Advanced Communications and Information Technology Center (pictured in an architect's model, above).



Squires Student Center



Cassell Coliseum

Home of the Virginia Tech basketball team ...

... and home to a winning tradition

Recently, Cassell Coliseum underwent extensive renovations to both the exterior and interior of the building, as well as structural systems.

Restoration and sealing of the exterior concrete walls and buttresses of Cassell Coliseum took place in 1997. Roof repair was completed in the fall of 1996, with replacement of the roof surface and installation of structural access to the heating and lighting systems as well as installation of steel beams in the top of the arena.

The men's basketball team was given a gift from Pat and Sandy Cupp of Blacksburg, Va. The gift was used for renovation of the men's basketball locker room which is now the Bill Foster

Basketball Suite, named after one of Tech's most successful men's basketball coaches who retired three years ago.

Upon entering the 1999-2000 season, the Hokies have won 377 out of 470 games played in Cassell, for a winning percentage of .802. The Hokies went 8-6 last

season in Cassell Coliseum.

During the 1994-95 season, Cassell was the site of high excitement as the Hokies hosted two of the National Invitation Tournament games, en route to the championship. The Hokies beat Clemson in a first-round game at the

Coliseum, then scored an emotional 64-61 third-round win over New Mexico State, turning the arena into a madhouse.

The first basketball game was played in the Coliseum on January 3, 1962 as the Hokies routed Alabama, 91-67. The near-capacity crowd had to sit on the concrete floor to watch the initiation of the new building because the seats had not arrived.

The Hokies have never had a losing season at home in 38 years. There have been four perfect records: two 10-0 years (1961-62 and 1965-66), an 11-0 campaign (1972-73) and a 14-0 season (1975-76). The Hokies have lost only one game on their home court in 11 other years, including 13-1 records in 1977-78 and 1987-88.

Year-by-Year in Cassell Coliseum

Season	Record	Attendance		Record	Attendance
1961-62	10- 0	68,000	80-81	10- 3	90,075
62-63	7- 3	76,000	81-82	11- 2	94,719
63-64	10- 2	72,000	82-83	16- 1	112,539
64-65	9- 3	73,000	83-84	12- 3	118,853
65-66	10- 0	69,000	84-85	12- 2	115,054
66-67	11- 1	85,000	85-86	12- 1	109,836
67-68	8- 1	55,500	86-87	8- 4	66,827
68-69	9- 1	62,000	87-88	13- 1	122,757
69-70	7- 3	64,000	88-89	6- 6	94,532
70-71	9- 1	71,500	89-90	9- 5	100,153
71-72	9- 1	55,000	90-91	7- 5	70,668
72-73	11- 0	84,300	91-92	8- 4	55,380
73-74	10- 2	105,000	92-93	8- 7	66,483
74-75	8- 3	91,600	93-94	9- 3	74,622
75-76	14- 0	107,200	94-95	14- 1	93,622
76-77	11- 3	100,754	95-96	10- 1	91,933
77-78	13- 1	93,833	96-97	10- 4	66,800
78-79	10- 1	86,972	97-98	8- 6	72,742
79-80	10- 2	102,806	98-99	8- 6	56,559
			Totals	377- 93	3,197,619

State rivals have had little success playing the Hokies in Cassell, winning only seven of 97 visits.

On September 17, 1977, Virginia Tech officials and friends dedicated the Coliseum in honor of the late Stuart K. Cassell.

Adjacent to Cassell Coliseum is the Jamerson Athletic Center. Completed in 1982 and dedicated in the fall of 1983, it is named in honor of J.E. Jamerson and his son, William E. Jamerson, owners of the firm that built the building.

The complex contains administrative and coaching offices, athletic department accounting and business offices, team and coaches' meeting rooms, the Jim "Bulldog" Haren Weight Room and the Gordon D. Bowman Memorial Club Room on the top floor for Hokie Club members.

Prior to the 1988-89 season, a modern, new spring-loaded playing floor was installed in the Coliseum. During the fall of 1989, the facility was upgraded with an improved lighting system in the arena.

Construction for the main portion of the Coliseum began in 1961. It was



completed in December 1964, at a cost of \$2.7 million. Built by T.C. Brittain and Company of Decatur Ga., it houses a 10,052-seat basketball arena, locker rooms, two auxiliary gymnasiums, offices and other athletic facilities.

Although capacity crowds are a frequent occurrence in Cassell Coliseum, the largest crowd ever recorded was an overflow of 11,500 for Purdue on December 3, 1966.

The Hokies' basketball locker room (above), Tech's four retired jerseys (right) and the lounge area (below). The entire locker room is named "The Bill Foster Basketball Suite."



Cassell Coliseum is one of the finest basketball facilities in the country.



The Merryman Center

A New Athletic Showcase for a New Century

Virginia Tech proudly presents the Merryman Center, a \$10.6 million all-purpose building that ranks as one of the finest facilities of its kind in college athletics.

Located directly behind Cassell Coliseum and the Jamerson Athletic Center, Merryman opened its doors to athletes last fall and officially was dedicated Sept. 26, 1998 in a university ceremony.

The facility is named for the F.W. (Sonny) Merryman family of Rustburg, Va., which presented the university with a major gift, kicking off a fund-raising campaign that saw Tech supporters dig deep into their pockets.

The result is a streamlined 40,000-square-foot facility that includes:

On the first floor: A sports medicine complex complete with training rooms and doctors offices; a strength and conditioning complex that is magnificent; and a speed and agility gym.

And on the second floor: A 130-seat auditorium; a video department; football meeting rooms; offices; and a new

entrance way to the athletic department which eventually will provide visitors with a brilliant display of sports memorabilia.

The exterior of the building is streamlined, too, and has a definite Hokie motif. Even the roof, the only maroon one on the Virginia Tech campus, adds a touch of school spirit. The outside walls of the Merryman Center are a combination of Hokie stone and a more simplified

white stone that matches that on Cassell Coliseum, the building next door.

"This is a facility that is really special in every way," says Tech Director of Athletics Jim Weaver. "When everything is in place, there is no doubt in my mind that the Merryman Center will rank right at the very top among the great buildings in college athletics."

The building represents a commitment on behalf of the

university. The construction of Merryman clearly demonstrates the university's determination to maintain a top athletic program year in and year out.

While the memorabilia area remains on hold, the other areas of the Merryman Center are in full use.

Coach Mike Gentry's spacious weight and conditioning is fully equipped and in everyday use.

Also in use are offices of the athletic department physicians, a reception area for sports medicine, the new training room and the video department, which is really something special.

Tech has worked closely with other university officials in planning the interior design and the furnishings of the building. In preparation for that assignment, Tech visited a number of other top athletic buildings on university campuses.

Weaver expressed appreciation to the Merryman family on behalf of Tech athletes, staff members and fans everywhere. The Tech AD also thanked the hundreds of others whose contributions have made possible the new building.



The weight room is just one of the many outstanding features of the new Merryman Center.

Student-Athlete Office of Academic Enrichment Programs

Achievement in the Classroom Is a Priority at Tech

The success of Virginia Tech's basketball program rests largely on the academic progress of each student athlete. The academic performance of Tech student athletes has improved each year due in part to the Student Athlete Office of Academic Enrichment Programs (SAOAEP).

To accommodate the many facets of assistance needed for student athletes, Tech's mission is eight fold.

1. To provide services to all student athletes including any student participating in any varsity sport, managers, trainers, cheerleaders and HighTechs.

2. To provide academic support through tutoring programs, computer facilities and software which are necessary for the individual needs of each student.

3. To require a mandatory study hall for students below expected QCA levels in order that we might better assist the at-risk student athletes.

4. To provide adequate study facilities and a computer lab which are conveniently located to the training areas and coaching areas.

5. To provide monitoring, counseling, academic assistance, advising and to work closely with other academic offices on campus for the welfare of the students.

6. To work closely with the athletic department for the academic welfare of each student athlete and to help in the development of an effective student life program.

7. To closely monitor the academic success of each student to help ensure academic progress towards a degree and maintenance of



Chris Helms



Lois Berg



Colin Howlett



Shelia Clark



Katie Ammons



Terrie Repass

academic and athletic eligibility.

8. To encourage former athletes to be actively involved with our present athletes and to provide services to former athletes who did not graduate and assist them in their academic planning towards a degree.

Tech has made tremendous strides in recent years. The 1999 NCAA Division I Graduation Report states that for student athletes who have exhausted their eligibility at Tech, 81 percent have graduated. Also, according to 1998 figures, Tech ranks third in athlete graduation rates among 23 highly regarded state-selected peer universities.

Last spring, the Athletic Director's Honors Breakfast paid tribute to a record 353 student athletes, student trainers, student managers, cheerleaders and HighTechs who posted 3.0 or greater QCAs in the 1998 calendar year.

The Student Athlete Office of Academic Enrichment Programs provides

programming for student athletes from their freshman year through graduation. This includes a comprehensive orientation to Tech, study hall, mentoring, tutoring, academic monitoring, academic recognition and eligibility education.

Academic facilities for student athletes include the Monogram Room, a large room used as a study hall area adjacent to the SAOAEP office in Cassell Coliseum. The HEAT (Hokies Engaging in Advanced Technology) Lab houses over 20 computers on the second floor of Cassell Coliseum.

Room 160 in Cassell Coliseum provides an area for private quiet study for the athletes' convenience. Additionally, student athletes can use the Center for Academic Enrichment and Excellence site offices located in Hillcrest and Femoyer Halls.

The coordinator, Chris Helms, begins his first year at Virginia Tech and is responsible for the development and leadership of SAOAEP. Helms comes to Tech from

Michigan State University where he served as the assistant director of the Student Athlete Support Services office. Prior to MSU, Helms served as the coordinator of academic affairs for the Florida State University football program.

Lois Berg begins her 11th year at Tech. She is primarily in charge of developing the freshman orientation program, which ensures the student athlete a smooth transition from high school to the university.

Colin Howlett enters his third year with SAOAEP and works with the athletes on the Tech football team and volleyball program. He is administratively responsible for the tutorial program that includes the hiring, training and assigning of approximately 60 tutors each semester.

Shelia Clark provides academic support for student athletes in women's lacrosse, men's and women's cross country, men's soccer, men's golf and wrestling. She is also responsible for the administration of the study hall program and monitoring system. Additionally, Clark coordinates the activities for the Society of African American Scholars on Tech's campus.

Katie Ammons is a former Hokie student athlete who returns to work with the women's basketball, women's soccer, men's and women's track, cheerleading and HighTech programs.

Terrie Repass begins her 25th year of service at Virginia Tech. She serves as the office receptionist and "first contact" person for the SAOAEP.

STRENGTH AND CONDITIONING



Tech's program is one of the best in the nation

The Virginia Tech strength and conditioning program is one of the true gems of the Athletics Department. Under the direction of assistant athletic director Mike Gentry — who has been the Hokies' strength coach for 12 years — the Tech strength and

conditioning program ranks among the nation's very best.

The Hokies train in the beautiful 17,000-square foot training center on the first level of the Merryman Athletic Center. The weight room facility features new free-weight equipment, a full line of Hammer Strength equipment, 12 platforms and

MAKING THE HOKIES **BIGGER, FASTER & STRONGER**

Virginia Tech Basketball Strength & Conditioning Records

(Updated Spring 1999)

- Bench Press**
André Ray 360, 1999
- Back Squat**
Troy Manns 520, 1996
- Hang Clean**
André Ray 345, 1999
- Vertical Jump**
André Ray 39.5" 1999
- Dips**
Eddie Lucas 54, 1998
- Pull-Ups**
André Ray 27, 1998



The Virginia Tech Strength and Conditioning Staff: (l-r) Mike Gentry, Jay Johnson, Sonny Sano and Christy Haley

a 6,000-square foot state-of-the-art speed and agility room.

Tech basketball players used to train in the Jim "Bulldog" Haren Weight Room. Located in Jamerson Athletic Center, the 5,000-square foot weight room was officially dedicated in September 1985 to Haren, a former Hokie football player and long-time supporter of the Virginia Tech Athletics Department. With the two facilities, the Hokies have over 22,000-square feet of strength and conditioning training space.

These state-of-the-art facilities offer the Hokies a place to improve their strength in addition to their agility, power and explosiveness. The Tech basketball strength program centers around three major lifts. The bench press and back squat are lifts for building all-around strength; and the hang clean helps players develop explosive power. These lifts, used in conjunction with plyometrics, agility drills and the 20-yard shuttle run test, will help the Hokies better handle the up-tempo style of play.

The strength and conditioning staff is also very involved in nutritional education and supplementation as related to athletic performance.

The "Training Edge" dining facility has been touted by visiting coaches as one of the best in the country. It features a comprehensive system of eating for championship performance.

"Our system of nutritional supplementation and performance-based eating has made a tremendous difference in the gains our athletes have experienced over the past year," Gentry said. "We plan to continue to improve and promote the 'Training Edge'."

A native of Durham, N.C., Gentry received a B.S. in physical education from Western Carolina University in 1979 and received his

master's from the University of North Carolina at Chapel Hill in 1981. He completed work this summer toward an Ed. D., in curriculum and instruction at Virginia Tech, with an emphasis in motor behavior.

Gentry worked as an assistant strength coach at UNC and as the head strength coach at East Carolina University prior to coming to Virginia Tech in 1987.

In 1995 and 1996, Gentry was recognized by the National Strength and Conditioning Association as a finalist for the National Strength and Conditioning Professional of the Year.

Handling the strength and conditioning coaching responsibilities for the men's basketball team is full-time assistant coach Sonny Sano. A native of Japan, Sano is beginning his fourth season at Tech and believes in nothing but hard work.

"Conditioning is really important for quickness and explosiveness, which are the main focus," Sano said. "Coach Stokes talked about toughness, they have to be tough, and he asked me to make them tough."

Sano came to Tech after serving as a graduate assistant in the strength and conditioning program at East Carolina. He received his undergraduate degree in 1989 from Rikkyo University in his native country. He then graduated from Eastern Michigan with another B.S. in physical education in 1991. Following his undergraduate work, Sano received a master's degree in physical education from Wayne State University in Detroit, Mich.

Assisting Gentry and Sano this year are two other full-time assistant strength and conditioning coaches: Christy Haley and Jay Johnson. Gentry is also assisted by three graduate assistants: Rachel Hash, Laurie Schmidt and Danny Wheel.



André Ray holds four basketball school records in the Tech weight room.

Gentry's Philosophy

"Since 1987, our strength and conditioning program has developed a tradition. We have a team dedicated to training hard and striving for excellence. The younger student-athletes see the upperclassmen's intensity and it makes everyone want to train to be one's best. Our strength and conditioning program is designed to help our student-athletes build overall strength, power and stamina, while helping them develop self-discipline and realize their potential as athletes. We have a comprehensive program utilizing strength/power training, plyometrics, functional conditioning and flexibility training. Our goal is to become one of the most physical teams in the nation."

Office of Student Life

Assisting in the Development of the Total Person

The Virginia Tech Athletics Department is dedicated to the welfare and future of its student-athletes. The commitment is guided by the Department's sponsorships of life skills programming associated with its CHAMPS/Life Skills Program and the Hokies Turning Opportunities into Personal Success (HiTOPS). The HiTOPS program provides a well-rounded program for student-athletes to develop the individual skills necessary to lead successful and productive lives.

The focus of the program is on five commitments viewed as critical to personal growth: service; academic excellence; career development; athletic excellence; and personal development. Each commitment addresses a specific topic area in depth.

Service

The Tech basketball program takes great pride in its community service projects. Many players take part in various programs such as Read to Grow, Kid Fest, Hokie Readers, White Ribbon Campaign (men against violence toward women), hospital, retirement home and detention center visits and VT Night at local elementary schools. Jermaine Holmes, Director of Student Life, and Amy Freel, Coordinator of Student Life, are committed to providing student-athletes with opportunities to develop the foundation for a lifelong commitment of volunteerism.

Academic Excellence

Academic excellence is promoted through a full range of services available for any student-athlete. HiTOPS is



Jermaine Holmes
Director of Student Life



Amy Freel
Coordinator of Student Life

committed to effective study skills programs, which facilitate the development of student-athletes as critical thinkers with a variety of integrated learning skills. A monitored study hall, assigned academic advisors, HEAT Lab (computer integrated classes) and honors, awards and recognition, such as the Athletic Director's Honor Roll and the Arthur Ashe Jr., Sports Scholars, are all offered by Virginia Tech to help with academics.

Career Development

HiTOPS is committed to the goal of assisting student-athletes in the process of career development. It is the program's intention to provide a developmental approach that begins with career awareness which then leads to career exploration and finally job placement. Within



Jermaine Kimbrough (back left) and Rodrigo Viegas join local elementary students for the "Great American Smokeout" program.

each step of the career development path, there will be a number of workshops and seminars to address relevant issues. Efforts will be made to help students move along the path to job placement at an appropriate place. Career development components of the program include complete interest inventories, career nights, job shadowing, internship opportunities, GRE/Graduate School seminars, resume writing workshops and interview skills training.

Athletic Excellence

CHAMPS/Life Skills programs encourage student-athletes to transfer the lessons learned in athletic participation to their daily life experiences. Virginia Tech strives to provide its student-athletes with excellent facilities, staff, equipment and support programs. Athletic excellence is fostered by the department's sponsorship of 11 men's and 10 women's intercollegiate sports.

Personal Development

HiTOPS is committed to the goal of assisting in developing the total person. Student-athletes are given opportunities to acquire appropriate communication skills and decision-making skills that will enable them to manage their personal and professional lives. This is done through workshops and seminars in media training, SAFE (Sexual Assault Facts & Education), Alcohol Awareness Week programs, conflict resolution, manners and etiquette and fiscal responsibility.

Pursuit of Excellence

Tech's overriding goal continues to be a combination of excellence in both athletic competition and academic achievement. These five commitments of the CHAMPS/Life Skills and HiTOPS programs help lead to the development of productive, responsible and successful lives for Virginia Tech student-athletes.

Sports Medicine

Providing Experienced Professional Care for the Hokies

Through the aches, pains and injuries of today's game, the athlete is in need of the best medical treatment possible. At Virginia Tech, athletic trainer Jimmy Lawrence works closely with the men's basketball team to ensure that each player is at his full potential at game time.

Lawrence is now in his 18th season as a valuable member of the Virginia Tech basketball program. A Hokie trainer since 1981, his duties include a variety of men's sports with an emphasis on basketball. As a part of the sports medicine staff, Lawrence oversees the medical needs of the entire team with the finest equipment and resources at his disposal.

Lawrence cannot do all of this by himself, though. He has a great support staff that works directly with him to treat the athletes. The team doctor this year will be Dr. Kevin Waninger, who enters his first year at Tech. He came to Tech after serving as the Director of Sports Medicine at the University of Delaware from 1994-1998.



Dr. Duane Lagan
Director of Sports Medicine

His duties there included overseeing the whole sports medicine department while also serving as the head physician for all their varsity sports.

Other medical staff members include Dr. Duane Lagan, Dr. Marc Siegel and Dr. Lawrence Kyle. Dr. Lagan is the director of sports medicine at Tech and served as the team doctor for the past 11 years. Dr. Siegel is the orthopedic surgeon for Virginia Tech and Dr. Kyle is the dentist. Basketball players can be referred to them if they have problems in their fields.


Student-athletes at Virginia Tech are in luck when they need care for an injury.



Dr. Kevin Waninger
Basketball Team Physician

Working in close relations with the strength and conditioning staff, the sports medicine staff works to provide the best care possible for Tech student-athletes. After the sports medicine staff diagnoses and treats an ill or injured athlete, the strength and conditioning staff works to give the best injury prevention and performance-enhancing programs possible.

The training, medical and strength and conditioning staffs perform as a team. Each staff has a role in bringing the athlete back quickly and ready to play. After an injury, an athlete will go through rehabilitation and physical therapy. Athletes are



Dr. Marc Siegel
Orthopaedic Surgeon



Dr. Lawrence Kyle
Dentist

then moved to weight training, as they become able. The strength and conditioning staff uses specific programs for each injury in an effort to get the athletes back quickly.

The training room in Cassell Coliseum has numerous treatment modalities including electric stimulation, ultrasound, hot packs and interferential current. It also has an office for the staff, training tables, a whirlpool and rehabilitation equipment.

Both students and student-athletes have access to the Schiffert Student Health Center in McComas Hall. The student health center and counseling services are available on one side of McComas Hall while recreation and fitness programs are located on the other. The center also has a fully operational diagnostic laboratory, X-ray facilities and eight full-time physicians.

Dr. Waninger has office hours in Schiffert in the morning and is in the athletic complex in the afternoons. Dr. Siegel recently began work in Schiffert, where he will see referred patients to evaluate their injuries. This year is the first that a practitioner or an orthopedic surgeon at the health center can see students and student-athletes.



The Tech training room in Cassell Coliseum has numerous treatment modalities for rehabilitation.

The Virginia Tech Athletic Fund

Providing for Scholarships, Capital Improvements and More

The Virginia Tech Athletic Fund set another record for athletic fund-raising during the past year, surpassing \$8 million for the first time.

Since its beginning in 1948, the Hokie Club has grown into an organization with over 9,000 members.

"This year's performance is really impressive, especially coming off of our outstanding success in the recently completed Campaign for Virginia Tech," said Lu Merritt, director of development for intercollegiate athletics. "Our goal was \$24 million, but Tech fans contributed \$32.8 million, highlighted by a then record \$6.3 million in gifts last year. To step up and exceed that total by \$2 million this year is reflective of the fine support and enthusiasm of Tech alumni and friends."

A 1968 graduate of Virginia Tech, Merritt is responsible for all aspects of fund-raising for the university's intercollegiate athletic programs. A member of the varsity tennis team during his undergraduate days, he still competes in state and regional tournaments and is a certified USTA official.

John Moody, associate director, continues to focus his efforts on major gifts and special projects. A former Virginia Tech football player, Moody has worked in the Hokie Club office for 27 years.

"John is one of the top fund-raisers in the country and is well known and respected by our alumni. His experience is an invaluable asset to our fund-raising team," Merritt said.



The Virginia Tech Athletic Fund staff at the Merryman Athletic Center. Pictured are (front row, l-r) Sharon Linkous, Lu Merritt, Christy Cress, David Everett, Trey McCoy; (back, l-r) Terry Bolt, Jane Broadwater, Diana Fain and John Moody.

Terry Bolt, associate director, serves the Tidewater and Southside areas of Virginia in addition to overseeing planning and the direction of the Annual Fund.

"Terry possesses outstanding organizational skills and we have asked her to administer the growing Annual Fund program. She does a tremendous job with her Hokie reps and in major gift fund-raising," said Merritt.

In September, two former Hokie athletes joined the Athletic Fund staff. David Everett was named director of major gifts for intercollegiate facilities. His responsibilities include recording all major gifts to the athletic department.

Everett played wingback on Tech football teams from 1985-1987. After his graduation, Everett was named assistant director for the Athletic Fund, but spent the last three years as director of development for the Pamplin College of

Business, before rejoining the Athletic Fund staff.

Trey McCoy joined the Virginia Tech staff in September as the development manager. McCoy will be working with area Hokie Clubs in fundraising.

McCoy earned All-America honors from the American Association of Baseball Coaches as a Tech sophomore in 1987. He was named the University Division Player of the Year in Virginia and led the Metro Conference in batting, home runs and RBIs.

Veterans Sharon Linkous and Diana Fain are valuable members of the full-time staff. They perform a variety of tasks and make sure that Hokie Club members get prompt answers to their questions. Linkous handles all aspects of gift entry and membership records while Fain manages the budget process and produces all Hokie Club meeting notices.

Johnnie Hoehn works part-time in the Hokie Club office and brings over nine years of Hokie Club experience to the team.

Jane Broadwater joined the Hokie Club staff as executive secretary. A former Hokie cheerleader, Broadwater is the daughter of Bill Buchanan. Her brothers, Robby and Billy, and sisters Molly and Toddy all attended Tech.

Christy Cress also joined the Hokie Club staff and assists Sharon Linkous in gift entry. A 1999 Tech grad, Cress has jumped right in to help the increasing demand of gift entry.

Graduating seniors are offered a discounted membership in the Hokie Club, as well as half-priced season tickets to football and basketball games. A half-priced subscription to the Hokie Huddler and a Hokie brick. Since its inception, over 3,000 young Hokie alums have been attracted to the program.

The Athletic Fund is proud of its volunteers who help ensure that 56 Hokie Clubs throughout Virginia, West Virginia, North Carolina, South Carolina, Maryland, Delaware, Georgia, New Jersey, Pennsylvania and Tennessee continue in their active efforts to support and promote athletics at Virginia Tech. Along with bus trips, game-watching parties and other social events, Tech alumni and friends gather to cheer on the Hokies.

Jerry Callis of Kenbridge, Virginia, is the current president of the Athletic Fund and Floyd Merryman of Rustburg, Va., is the vice president.

Virginia Tech Monogram Club

The Monogram Club, a popular and progressive organization on many college campuses across the country, is surging into the spotlight at Virginia Tech these days with an old football warrior leading the charge.

Terry Strock, a Hokie hero as both a player and a coach, was chosen by Director of Athletics Jim Weaver to reorganize and revitalize the Monogram Club.

The Monogram Club is a social organization comprised of graduated athletes who earned one or more monograms (letters) in any varsity sport at Virginia Tech. All former coaches are honorary members.


"The purpose of the club is to foster relations between former monogram recipients, hoping to create a closeness and getting them back on campus for sporting events," Strock said. "The club will also generate additional support for all of our athletic programs, and build relationships between past and present athletes."

On April 17, 1999, a reorganizational meeting was held with the election of officers and a board of directors. Dick Arnold was named the president of the club. The club is to be known as the Virginia Tech Monogram Club. A complimentary membership was instituted

for recent graduates allowing them a three-year membership into the club once their eligibility is up.

In his first year as the director of the Monogram Club, Strock was able to more than double the total number of active members. Membership dues are \$25 per year with the membership year being from July 1 to June 30. A lifetime membership has been instituted with the amount set at \$500. The Monogram Club has set a goal of 1,000 members by next year.

Strock also hopes to get the undergraduate Monogram Club up and running soon. The club has been silent



Terry Strock, Director

since 1990, but Strock wants to put together a staff of coaches to help activate this club. Strock was the vice president of this club when he was an undergraduate in the 1961-62 school year.

The Hokie Huddler

Virginia Tech's success in athletics has spilled over into certain areas within the athletic department.

And one of those areas is Tech's in-house publication — The Hokie Huddler.

In the past six years, subscriptions to the Huddler have soared as Tech fans everywhere clamor to read

about the success of Tech athletics and to read current information on what's happening within the athletics department.

What exactly is the Hokie Huddler? The Hokie Huddler is a colorful newspaper that is printed 33 times a year — weekly during football and basketball seasons and bi-

monthly during the spring. The newspaper consists of the ever-popular "Insider" section, which is a page of short blurbs of interesting "inside" information.

The Hokie Huddler also features columns by editor Jimmy Robertson and Bill Roth, the Voice of the Hokies, and assistant editor Neal Richards.

There is game information, primarily on men's and women's basketball, football and baseball. Fans can get features on players, statistics and standings, notes and quotes and recruiting profiles as well.

"We basically try to provide information that our subscribers want," said Robertson, who is in his fourth season at the helm of the Hokie Huddler. "We view this publication as theirs and we want to give them what they want and keep them informed on what's happening with Tech athletics."

Robertson graduated from Roanoke College in Salem, Va., in 1994 with a degree in English. While in college, he worked part-time for *The Roanoke Times*, covering various high school athletic events and also local auto


racing. After graduation, Robertson went to work full-time for *The Roanoke Times* as a copy editor and spent almost two years at that position before

taking the job as the editor of the Hokie Huddler.

In its 16 years, the Hokie Huddler has evolved into one of the — if not the — primary sources of information on Virginia Tech athletics. The Huddler now serves as a source of information on Tech athletics for more than 4,700 subscribers.

A one-year subscription to the Huddler costs \$37.95, while a two-year subscription costs \$69.95. First-class postage is an additional \$35 per year.

To subscribe or for other information on the Hokie Huddler, call the Huddler office at (540) 231-3908.



Hokie Huddler editor Jimmy Robertson (l) and assistant editor Neal Richards put together Tech's official sports publication.

Virginia Tech Radio Network

“From the Blue Waters of the Chesapeake Bay to the Hills of Tennessee, the Virginia Tech Hokies are on the air!”

That familiar refrain delivered by Bill Roth, the Voice of the Hokies — opens every Tech sports broadcast and reflects the Tech radio network’s goal of reaching Hokie fans everywhere.

With over 40 affiliated radio and television stations throughout the region, the Virginia Tech ISP Sports Network is the main communications link between Tech’s basketball program and the Hokies’ avid legion of fans.

The Virginia Tech Sports Network — a division of ISP Sports — provides live coverage of all Tech basketball games on a network of radio stations which blankets Virginia and

several surrounding states, giving the Hokies tremendous exposure throughout the region.

Once again this winter, Virginia Tech Hokie basketball game broadcasts are being carried by more radio stations than any other college or professional team in the commonwealth of Virginia.

Roth, Virginia’s two-time Sportscaster of the Year, is in his 12th season as the Voice of Virginia Tech basketball. A native of Pittsburgh, Pa., Roth graduated from Syracuse University in 1987 with a degree in broadcast journalism. While at Syracuse, Roth was honored by the Associated Press and



Tech’s winning broadcast team — Bill Roth (seated) and Mike Burnop.

the New York State Broadcasters Association, and won the distinguished Robert Costas Scholarship in 1986. Roth has worked for

ESPN and NCAA Productions telecasts of NCAA basketball, NCAA lacrosse and professional kick boxing.

Former Virginia Tech tight end Mike Burnop is serving his fourth season at courtside as the network analyst. Burnop, who has served as a color announcer on the Tech football network for the past 17 seasons, was a starting tight end for the Hokies in the early 1970s and still holds the Virginia Tech record for receptions in a season with 46. His work as a color analyst has been critically acclaimed.

Throughout the years, the Tech Sports Network has had a number of announcers who have gained national prominence. Among them are Frank Messer, former broadcaster for the New York Yankees, Dave Van Horn, currently a voice of the Montreal Expos and Marty Brenneman, the voice of the Cincinnati Reds.

Radio Affiliates

Abingdon	WABN	1230	AM	Leesburg	WAGE	1200	AM
Alexandria	WMJS	92.7	FM	Lewisburg, W. Va.	WKCJ	103.1	FM
Ashland	WWUZ	96.9	FM	Luray	WRAA	96.7	FM
Beckley, W. Va.	WKOY	102.9	FM	Lynchburg	WRVX	97.9	FM
Blacksburg	WBRW	105.3	FM	Martinsville	WMVA	1450	AM
Blackstone	WBBC	93.5	FM	Norfolk	WTAR	850	AM
Bluefield, W. Va.	WKOY	100.9	FM	Onley	WESR	103.3	FM
Bluefield, W. Va.	WKEZ	1240	AM	Onley	WESR	1330	AM
Bowling Green	WWUZ	96.9	FM	Orange	WJMA	96.7	FM
Cape Charles	WESR	103.3	FM	Petersburg	WBBC	93.5	FM
Chesapeake	WTAR	850	AM	Prince Frederick, Md.	WMJS	92.7	FM
Clifton Forge	WXCF	1230	AM	Radford	WBRW	105.3	FM
Clifton Forge	WXCF	103.9	FM	Richlands	WGTH	540	AM
Farmville	WBBC	93.5	FM	Richmond	WXGI	950	AM
Fredericksburg	WWUZ	96.9	FM	Roanoke	WSLC	610	AM
Front Royal	WINC	1400	AM	Rural Retreat	WXBX	95.3	FM
Galax	WWWJ	1360	AM	Staunton	WTON	1240	AM
Gate City	WGAT	1050	AM	Virginia Beach	WTAR	850	AM
Hampton	WTAR	850	AM	Washington, D.C.	WMJS	92.7	FM
Harrisonburg	WHBG	1360	AM	White Sulphur Spr., W. Va.	WSLW	1310	AM
Kilmarnock	WKWI	103.5	FM	Winchester	WINC	1400	AM
Lebanon	WLRV	1380	AM				

On the Web: Tech radio broadcasts can be heard via the Internet at www.hokiesports.com

ISP Sports The Exclusive Marketer of Tech Athletics

ISP Sports, a Winston-Salem, N.C.-based company, is entering its fifth year as exclusive worldwide multi-media and advertising rights holder for Virginia Tech athletics. ISP Sports develops, produces and sells an extensive range of sports marketing opportunities for Virginia Tech athletics. These include Tech's radio and television networks, Lane Stadium and Cassell Coliseum venue advertising and internet advertising.

Founded in April of 1992 by its president and CEO, Ben Sutton, Jr., ISP Sports is one of the fastest-growing sports marketing agencies in the country. In addition to Virginia Tech, ISP Sports is also the exclusive world-wide rights holder for the University of Alabama, the University of Missouri, Wake Forest University, Syracuse University, Georgia Tech, the University of Cincinnati and Marshall University. ISP Sports also has marketing rights to "The Great Eight" collegiate basketball tournament held each year at the United Center in Chicago and the Vantage Championship, one of the Senior PGA's richest tour events, held annually in Winston-Salem, N.C.

During its four successful years at Virginia Tech, ISP Sports has developed the Virginia Tech ISP Sports Network into the largest collegiate sports radio network in Virginia. Broadcast coverage includes the commonwealth of Virginia and portions of Maryland, Tennessee, Kentucky, West Virginia and Delaware. In addition to live network broadcasts of all Virginia Tech football and men's basketball games, ISP Sports produces the Hokie Hotline, a weekly

90-minute call-in show featuring Virginia Tech head coaches and other athletic department guests of current interest.

ISP Sports also produces Virginia Tech Sports Today, a weekly television magazine show aired on a network of stations throughout the region.

It features an action-packed, highlight-driven format that has become the industry standard. From superior production, animation and videography, Virginia Tech Sports Today has the look and feel of a national sports telecast. The program airs from late August until mid-

March each year.

Other advertising and marketing opportunities represented by ISP Sports include football pregame hospitality events and print advertising in the football game programs, basketball roster cards and the Hokie Huddler.



Steve Angelucci, Bill Roth, Jamie Frye, Mike Burnop and Greg Roberts

ISP Sports Blacksburg Staff

Steve Angelucci, in his fifth year as senior vice president and general manager, manages the ISP Sports contract with Virginia Tech. His duties include sponsorship sales and development, office staff management and serving as the primary liaison with the Virginia Tech athletics department administration. Prior to joining ISP Sports, Angelucci served as an assistant athletic director for external affairs at Eastern Kentucky University where he was primarily responsible for athletic marketing, fundraising and promotions programs.

Greg Roberts, in his first year as Associate Property Manager for the Virginia Tech contract, handles sponsorship sales and development and radio affiliate relations for ISP Sports. A 1985 Virginia Tech graduate, Roberts is well-known for his 13

years as an award-winning television sportscaster in Roanoke and Richmond. He was a six-time winner of "Top Sportscaster in Virginia" by the Associated Press and UPI.

Jamie Frye is in her third year as the radio and television network manager. Frye's responsibilities include affiliate relations and coordinating the nearly 200 radio and television stations that make up the ISP Sports networks. A graduate of UNC Greensboro, Frye works out of the ISP Sports office in Winston-Salem, N.C.

Bill Roth, the director of broadcast operations, oversees the production of Virginia Tech Sports Today and serves as the lead announcer for Tech football and men's basketball radio broadcasts.

Mike Burnop is in his 17th season as the analyst on Tech's radio network.

Dr. Paul Torgersen University President

Paul Torgersen, Virginia Tech's 14th president, will retire from Virginia Tech at the end of this year. "It has been an incredible journey for me. Virginia's land-grant university is not only as strong as ever, but is a vital element in the social fabric of our commonwealth. I think that I have contributed to the improvement of the institution; I know that I received as much in personal fulfillment and growth," said Torgersen.

An action-oriented leader who set a dizzying pace for those around him, Torgersen was probably best known as the teaching president. Throughout his three-decade long Virginia Tech career, he always taught at least one class each semester.

Torgersen became president



in 1993 at age 62 upon the sudden health related departure of Jim McComas. McComas' tenure was marked by a series of recession driven budget reductions during the early 1990s.

Starting his presidency with the goal of rebuilding financial

resources, Torgersen secured state as well as private resources for building projects and salary equity. Today, he leaves a campus experiencing a building boom. More than \$150 million in capital projects are under management at this time. Faculty salaries are again approaching par with peer universities.

Many partially credit the hugely successful fund raising campaign to Torgersen's rapport with alumni and benefactors. He traveled the country for three years and attended no less than 40 formal events gaining a reputation for stamina and boundless energy. The campaign raised \$337 million, \$87 million more than its goal.

Torgersen's tenure as president caps a 33-year career at Virginia Tech beginning in

1967 as Industrial Systems Engineering department head. He became dean of engineering in 1970 and held the post for 20 years. Torgersen is credited with leading the college to national recognition. When he stepped down to return to teaching in 1990, the College of Engineering had become a full-fledged member of the most elite engineering schools in the nation.

Torgersen will remain president through the end of the year. After that, "I plan to enjoy my new home on a hill overlooking the Ellett Valley and find ways to keep busy at my own pace." Always the self-effacing teacher, he adds, "I might even be persuaded to continue teaching voluntarily on a part-time basis, if the College of Engineering will have me."

Jim Weaver Director of Athletics

James C. Weaver, whose innovative ideas and work as a reformer have made him one of college athletics' most popular administrators, is the director of athletics at Virginia Tech.

Weaver, 54, was appointed on September 24, 1997 and has been a tireless leader in behalf of Tech athletics. In his two years on the job at Tech, Weaver has taken steps to place increased emphasis on projects benefiting student-athletes. He created a comprehensive awards program for letterwinners and has initiated and funded an annual awards banquet.

The 1998-99 academic year was his finest as several major projects came to fruition. Weaver was the key figure in reaching a five-year agreement with UVa in bringing the basketball games back to campuses for the first time since 1976. He also realigned the senior administrative staff to further promote the development of a broad-based athletics department. A dormant

Monogram Club was revitalized under his direction, providing Hokie letterwinners of all eras a renewed link to Tech Athletics.

Weaver's biggest accomplishment thus far has been getting Tech admitted into an all-sports conference, which could happen as soon as the 2000-2001 academic year when Virginia Tech enters the BIG EAST Conference.

A top personal priority for Weaver is the area of facilities, where he has major plans for the expansion of Lane Stadium/Worsham Field. Future plans call for further expansion and upgrades to the stadium and its amenities.

Jim Weaver came to Tech from Western Michigan University where he was director of athletics from January, 1996 until he came to Blacksburg. Prior to that, he was AD for three and a half years at UNLV, where he reconstructed a troubled athletic department.

It was with the Nittany Lions' football team that Weaver first made a name for himself in



athletics. He was a center and linebacker on Penn State teams coached by the legendary Rip Engle and Joe Paterno.

A native of Harrisburg, Pa., Weaver was recruited to Penn State by Engle. He played three seasons under Engle and one under Paterno, who is still the coach of the Nittany Lions.

Weaver graduated from Penn State in 1967 with a bachelor's in psychology and rehabilitation education. He received a master's degree in

college counselor education, also from Penn State, in 1968.

Weaver started a coaching career as an assistant at Penn State for six seasons. During that time, the Lions played in five bowl games — the Cotton, Gator, Sugar and Orange (twice).

He later was the offensive coordinator at Iowa State and head coach for one season at Villanova in 1974. He also spent five years as an assistant professor at Clarion State and three years as director of franchise sales at Athletic Attic.

Prior to landing the athletic director's job at UNLV, Weaver spent nine years at the University of Florida which was sanctioned by the NCAA in 1983. He was a strong force at Florida in the field of compliance and concluded his time there as associate athletic director.

Weaver is married to the former Traci Tessar. She has three sons, Josh, Paul and Cole.



Sharon McCloskey

Senior Associate Director of Athletics/ Senior Woman Administrator

Responsibilities:

Department administrator for football and men's and women's basketball. Oversees strength and conditioning, sports medicine and equipment room.

Joined VT Staff: 1984

Record at Virginia Tech:
Senior associate athletics

director (since 1995) and senior woman administrator (since 1988); interim athletics director (1997); assistant athletics director (1992-95); first woman in college athletics to hold position of recruiting coordinator in Division I (1988-92); Virginia Tech football office receptionist and recruiting secretary (1984-88)

Education: Virginia Tech, 1979

Of Note: As recruiting coordinator, McCloskey proved

to be one of the most innovative people in the field. She completely reorganized the schedule for official recruiting visits by making academics the highlight of the visit. All aspects of university life were included in the visit for the prospective student-athlete. She lined up various meetings with professors and department heads and key figures on campus.

McCloskey may also be one of the few women in

college athletics who has been an advance person for away football games. It is her responsibility to arrange for hotel rooms, meals, meeting rooms, police escorts and air and ground transportation for the team.

As Tech's liaison for NCAA certification, a process the NCAA uses to ensure integrity in collegiate athletics, McCloskey coordinates periodic department self-study and review teams.

Athletics Administrators & Senior Staff



David Chambers
Associate Athletics Director
for External Affairs



Tom Gabbard
Associate Athletics Director
for Internal Affairs



Jon Jaudon
Associate Athletics Director
for Administration



John Ballein
Assistant A.D. for
Football Operations



Tim East
Assistant A.D. for
Marketing & Promotions



Mike Gentry
Assistant A.D. for Athletic
Performance



Tim Parker
Assistant Athletics
Director for Compliance



Randy Butt
Director of Financial
Services



Nancy Gabbard
Administrative Assistant
to the Director of Athletics




Pam Linkous
Human Resources
Coordinator



Peg Morse
Director of Information
Systems



Sandy Smith
Director of Ticketing
Services



Cara Walters
Facilities and Game
Operations Coordinator

The Best of Both Worlds

BLACKSBURG, VIRGINIA

Cutting-Edge Technology in a Beautiful Setting

Throughout the years, the town of Blacksburg and Virginia Tech have worked hand in hand to create a better community. Established as a farming community in 1798 by John and William Black, the town has thrived to rank among the nation's elite living environments.

In addition to being home to the Tech campus, Blacksburg was ranked among the top 20 retirement locations in the

United States by *Rand McNally*. Local businesses and industries are drawn to the potential this quaint town has to offer. More than 800 businesses are currently located in Blacksburg, with approximately 10 new business licenses issued each month. Blacksburg is gradually becoming more developed, making room for more businesses to flourish, however, the level of development is carefully

controlled. There is particular attention paid to the unique balance that preserves the atmosphere of a small town.

Blacksburg is located on a plateau between the Blue Ridge Mountains and the Alleghany Mountains, 2,100 feet above sea level. It is easily accessible in Southwestern Virginia on U.S. 460 near Interstate 81, only 40 miles southwest of Roanoke. Residents enjoy the close proximity to a

variety of recreation areas such as the Blue Ridge Parkway, Claytor Lake and the New River.

The town is surrounded by scenic mountain views that accentuate the area. Blacksburg is blessed with a moderate climate. The average temperature is 51 degrees Fahrenheit, with monthly averages of 50.6°F in the spring, 69°F in the summer, 52.7°F in the fall and 31.9°F in the winter.

Tech and Blacksburg have combined to form the "Electronic Village," boasting a highly





Blacksburg and the Tech campus are surrounded by scenic beauty. McCoy Falls (top) on the New River is a popular place with students and many popular hiking destinations (left) are nearby.

Most campus buildings, like Payne Hall (foreground) and Burruss Hall (background) are faced with Hokie stone.

computerized and technological community. Tech ranks first among public universities in the United States as an educational user of installed personal computers with more than 12,000 PCs and 3,000 terminals on campus. In fact, the campus has more PCs than telephones.

Tech also works closely with the community through

several different organizations. University students run committees of the local YMCA and aid in facilitating community interests with the Open University Program.

Getting to Campus

The campus is located in Blacksburg, Va., about 40 miles southwest of Roanoke, Va. To reach the campus from

Interstate 81, take Exit 118 (Christiansburg) onto U.S. Route 460 West. Remain on 460 West to Virginia Tech. Take the Virginia Tech exit (314 East) off U.S. 460.

A large campus map is located just after the Route 314 East campus entrance and an Information/Visitors Center is on the right a quarter of a mile farther down the road. The center is open weekdays from 7:30 a.m. to 5 p.m. and during limited hours on most weekends.

By air: Roanoke Regional Airport in Roanoke, Va., is served by major domestic airlines. Blacksburg Limousine Service and Around Town Limousine Service provide transportation between the airport and campus. Private planes may

land at the Virginia Tech Airport near campus.

Parking

Visitor parking permits are available at the Information/Visitors Center on Southgate Drive (Rt. 314) just off the 460 Bypass. Visitor parking passes are not needed on Saturdays and Sundays. Permits are also available through some university departments. These permits allow visitors to park in areas designated for faculty, staff, or students.

Some metered spaces and a few visitor's spaces are available near Burruss Hall. Visitor permits do not permit free parking at metered spaces. Visitors may also park in the Donaldson Brown Hotel and Conference Center parking lot.

Virginia Tech Coaches and Players



Ricky Stokes
Head Coach



Donnie Marsh
Associate Head Coach




Mark Cline
Assistant Coach




Steve Lytton
Assistant Coach




Randy Peele
Administrative Assistant




3 Jermaine Kimbrough
G • 6-0 • 170 • Sr.
Shaker Heights, Ohio




4 Rolan Roberts
F • 6-6 • 240 • Jr.
Woodbridge, Va.




14 David Whaley
F • 6-7 • 210 • Jr.-r
Sevierville, Tenn.




15 Brendan Dunlop
G • 6-2 • 185 • Sr.
Bronx, N.Y.




21 Jon Smith
F/C • 6-8 • 220 • Fr.
Dunbar, W.Va.




22 André Ray
F • 6-5 • 220 • Sr.-r
Lillington, N.C.




23 Drew Smith
G • 6-3 • 190 • Fr.
Beckley, W.Va.




24 Keith Willis
F • 6-6 • 220 • Fr.
Norfolk, Va.




31 Russ Wheeler
C/F • 6-8 • 230 • Sr.
Dalton, Ga.




32 Tony Dobbins
G • 6-4 • 180 • Fr.
Mitchellville, Md.



33 Rodrigo Viegas
F • 6-5 • 211 • So.
Belo Horizonte, Brazil



34 Brian Felts
F/G • 6-4 • 175 • Fr.
Knoxville, Tenn.



42 Dennis Mims
F • 6-9 • 225 • So.
Morganton, N.C.



50 Clinton McPherson
C • 6-9 • 230 • So.-r
Miami, Fla.

Pronunciation Guide

Jermaine KIMBROUGH
kim-BRO

RODRIGO VIEGAS
rod-REE-go vee-A-gus

ROLAN Roberts
ROLL-in

David WHALEY
WAY-lee



HOBKIES



ROLAN ROBERTS

**1999 Atlantic 10
All-Conference**